



HANDBOOK OF
CHEMISTRY
and
PHYSICS

DAVID R. LIDE
Editor-in-Chief

87TH
EDITION
2006 - 2007

CRC Handbook of Chemistry and Physics

Editor-in-Chief

David R. Lide
Former Director, Standard Reference Data
National Institute of Standards and Technology

Editorial Advisory Board

Grace Baysinger
Swain Chemistry and Chemical Engineering Library
Stanford University
Stanford, CA 94305-5080

Lev I. Berger
California Institute of Electronics and Materials Science
2115 Flame Tree Way
Hemet, CA 92545

Robert N. Goldberg
Biotechnology Division
National Institute of Standards and Technology
Gaithersburg, MD 20899

Henry V. Kehiaian
ITODYS
University of Paris VII
1, rue Guy de la Brosse
75005 Paris, France

Kozo Kuchitsu
Department of Chemistry
Josai University,
Sakado 350-0295, Japan

Gerd Rosenblatt
1177 Miller Avenue
Berkeley, CA 94708

Dana L. Roth
Millikan Library / Caltech 1-32
1200 E. California Blvd.
Pasadena, CA 91125

Daniel Zwillinger
Mathematics Department
Rensselaer Polytechnic Institute
Troy, NY 12180

PREFACE

The 87th Edition of the *CRC Handbook of Chemistry and Physics* continues the overall philosophy of this work, namely, to provide broad coverage of all types of physical science data commonly encountered by scientists and engineers. Notwithstanding the growing availability of specialized databases on the Internet, we feel there is still a need for a concise, reliable reference source spanning the full range of the physical sciences and focusing on key data that are frequently needed by R&D professionals, engineers, and students. The *CRC Handbook*, in its print, CD-ROM, and Internet formats, is aimed at serving these needs. The data contained in the *Handbook* have been carefully evaluated by experts in each field; quality control is a high priority and the sources are documented. The annual updates make it possible to add new and better data in a timely fashion. In this way we hope to continue the role of the *CRC Handbook* as a unique reference source.

Among the changes in the 87th Edition are major revisions of four heavily used tables:

- *Physical Constants of Inorganic Compounds* has been completely updated, and the number of compounds has been increased by 20%.
- *Bond Dissociation Energies* has been updated with results from the latest literature, and the coverage has been expanded to include organometallics, low molecular weight biochemical compounds, and positive ions. The total number of chemical bonds covered is now 4193, as compared to 2579 in the 86th Edition.
- *Table of the Isotopes*, the comprehensive listing of the energies and radiation properties of all known isotopes, has been brought up to date with results from the literature up to the beginning of 2006. This definitive compilation now includes over 4500 individual isotopes.
- *Scientific Abbreviations and Symbols* has been expanded to about 1100 entries and includes more acronyms from quantum chemistry and abbreviations for chemicals of environmental interest.

Fourteen other tables have been updated. Of particular note are two tables based on very recent IUPAC recommendations: *Standard Atomic Weights (2005)* and *Nomenclature for Inorganic Ions and Ligands*. There is also a new table on *Specific Enthalpies of Solution of Polymers and Copolymers*.

In addition to offering the full text of the print edition in searchable pdf format, the Internet version presents the major tables of numerical data in the form of interactive tables that can be sorted, filtered, and combined in various ways. Substances in these tables can be retrieved by searching on name, formula, or CAS Registry Number, and such a search can be combined with a request for a desired property. Thus one can request a specific property of a specific substance and receive a customized table with exactly that information. Inverse searches can also be done, in which one asks for all substances that have a set of properties falling within specified ranges.

The Editor appreciates suggestions on new topics for the *Handbook* and notification of any errors. Comments on the search software are also welcomed. Address all comments to Editor-in-Chief, *CRC Handbook of Chemistry and Physics*, Taylor & Francis Group, 6000 Broken Sound Parkway NW, Suite 300, Boca Raton, FL 33487. Comments may also be sent by electronic mail to drlide@post.harvard.edu.

The *Handbook of Chemistry and Physics* is dependent on the efforts of many contributors throughout the world. The list of current contributors follows this Preface. Valuable suggestions have been received from the Editorial Advisory Board and from many users. The assistance and support of Dr. Fiona Macdonald is greatly appreciated. Finally, I want to thank Ronel Decius and Robert Morris of Taylor & Francis for their excellent work in developing the programs for the Internet version.

David R. Lide

June 2006

The 87th Edition is dedicated to the memory of Elizabeth G. Breen, 1916-2005

How To Cite this Reference

The recommended form of citation is: David R. Lide, ed., *CRC Handbook of Chemistry and Physics, Internet Version 2007, (87th Edition)*, <<http://www.hbcplib.com>>, Taylor and Francis, Boca Raton, FL, 2007. If a specific table is cited, use the format: "Physical Constants of Organic Compounds", in *CRC Handbook of Chemistry and Physics, Internet Version 2007, (87th Edition)*, David R. Lide, ed., Taylor and Francis, Boca Raton, FL.

This work contains information obtained from authentic and highly regarded sources. Reprinted material is quoted with permission, and sources are indicated. A wide variety of references are listed. Best efforts have been made to select and verify the data on the basis of sound scientific judgment, but the author and the publisher cannot accept responsibility for the validity of all materials or for the consequences of their use.

© Copyright Taylor and Francis Group LLC 2007

CURRENT CONTRIBUTORS

Robert A. Albery

Department of Chemistry
Massachusetts Institute of Technology
Cambridge, Massachusetts 02139

Lev I. Berger

California Institute of Electronics and
Materials Science
2115 Flame Tree Way
Hemet, California 92545

A. K. Covington

Department of Chemistry
University of Newcastle
Newcastle upon Tyne NE1 7RU
England

K. Fischer

LTP GmbH
Oppelner Strasse 12
D-26135 Oldenburg, Germany

Jean-Claude Fontaine

ITODYS
CNRS, University of Paris VII
1 rue Guy de la Brosse
75005 Paris, France

J. R. Fuhr

Atomic Physics Division
National Institute of Standards and
Technology
Gaithersburg, Maryland 20899

J. Gmehling

Universität Oldenburg
Fakultät V, Technische Chemie
D-26111 Oldenburg, Germany

Robert N. Goldberg

Biotechnology Division
National Institute of Standards and
Technology
Gaithersburg, Maryland 20899

Norman E. Holden

National Nuclear Data Center
Brookhaven National Laboratory
Upton, New York 11973

Henry V. Kehiaian

ITODYS
University of Paris VII
1 rue Guy de la Brosse
75005 Paris, France

J. Alistair Kerr

School of Chemistry
University of Birmingham
Birmingham B 15 2TT England

William H. Koppenol

Dept CHAB
Lab. f. Anorg. Chemie, HCI H211
Wolfgang-Pauli-Strasse 10
ETH Hönggerberg
CH-8093 Zürich, Switzerland

J. Krafczyk

DDBST GmbH
Industriestrasse 1
D-26121 Oldenburg, Germany

Frank J. Lovas

8616 Melwood Rd.
Bethesda, Maryland 20817

Yu-Ran Luo

College of Marine Science
University of South Florida
140 7th Ave. South
St. Petersburg, Florida 33701

William C. Martin

Atomic Physics Division
National Institute of Standards and
Technology
Gaithersburg, Maryland 20899

J. Menke

DDBST GmbH
Industriestrasse 1
D-26121 Oldenburg, Germany

Thomas M. Miller

Air Force Research Laboratory/VSBP
29 Randolph Rd.
Hanscom AFB, Massachusetts 01731-3010

Peter J. Mohr

Physics Laboratory
National Institute of Standards and
Technology
Gaithersburg, Maryland 20899

Cedric J. Powell

Surface and Microanalysis Science
Division
National Institute of Standards and
Technology
Gaithersburg, Maryland 20899

Joseph Reader

Atomic Physics Division
National Institute of Standards and
Technology
Gaithersburg, Maryland 20899

Paul A. Redhead

1958 Norway Crescent
Ottawa, Ontario K1H 5N7
Canada

Lewis E. Snyder

Astronomy Department
University of Illinois
Urbana, Illinois 61801

Barry N. Taylor

Physics Laboratory
National Institute of Standards and
Technology
Gaithersburg, Maryland 20899

Petr Vanýsek

Department of Chemistry
Northern Illinois University
DeKalb, Illinois 60115

Wolfgang L. Wiese

Atomic Physics Division
National Institute of Standards and
Technology
Gaithersburg, Maryland 20899

Christian Wohlfarth

Martin Luther University
Institute of Physical Chemistry
Mühlpforte 1
06108 Halle (Saale), Germany

Daniel Zwillinger

Mathematics Department
Rensselaer Polytechnic Institute
Troy, New York 12180

Piotr Zyla

Particle Data Group
Lawrence Berkeley Laboratory
Berkeley, California 94720

FUNDAMENTAL PHYSICAL CONSTANTS

Peter J. Mohr and Barry N. Taylor

These tables give the 2002 self-consistent set of values of the basic constants and conversion factors of physics and chemistry recommended by the Committee on Data for Science and Technology (CODATA) for international use. The 2002 set replaces the previously recommended 1998 CODATA set. The 2002 adjustment takes into account the data considered in the 1998 adjustment as well as the data that became available between 31 December 1998, the closing date of that adjustment, and 31 December 2002, the closing date of the new adjustment.

This report was prepared by the authors under the auspices of the CODATA Task Group on Fundamental Constants. The members of the Task Group are:

- F. Cabiati, Istituto Elettrotecnico Nazionale "Galileo Ferraris," Italy
- E. R. Cohen, Science Center, Rockwell International (retired), United States of America
- K. Fujii, National Metrology Institute of Japan, Japan
- S. G. Karshenboim, D. I. Mendeleev All-Russian Research Institute for Metrology, Russian Federation
- I. Lindgren, Chalmers University of Technology and Göteborg University, Sweden

- B. A. Mamyurin, A. F. Ioffe Physical-Technical Institute, Russian Federation
- W. Martienssen, Johann Wolfgang Goethe-Universität, Germany
- P. J. Mohr, National Institute of Standards and Technology, United States of America
- F. Nez, Laboratoire Kastler-Brossel, France
- B. W. Petley, National Physical Laboratory, United Kingdom
- T. J. Quinn, Bureau International des Poids et Mesures
- B. N. Taylor, National Institute of Standards and Technology, United States of America
- W. Wöger, Physikalisch-Technische Bundesanstalt, Germany
- B. M. Wood, National Research Council, Canada
- Z. Zhang, National Institute of Metrology, China (People's Republic of)

Reference

Mohr, P. J. and Taylor, B. N., *The 2002 CODATA Recommended Values of the Fundamental Physical Constants*, Web Version 4.0, NIST Physical Data web site <<http://physics.nist.gov/cuu/constants>> (December 2003); *Rev. Mod. Phys.* 76, No. 4, October 2004.

TABLE I. An Abbreviated List of the CODATA Recommended Values of the Fundamental Constants of Physics and Chemistry Based on the 2002 Adjustment

Quantity	Symbol	Numerical value	Unit	Relative std. uncert. u_r
speed of light in vacuum	c, c_0	299 792 458	m s^{-1}	(exact)
magnetic constant	μ_0	$4\pi \times 10^{-7}$ $= 12.566\,370\,614\dots \times 10^{-7}$	N A^{-2}	(exact)
electric constant $1/\mu_0 c^2$	ϵ_0	$8.854\,187\,817\dots \times 10^{-12}$	F m^{-1}	(exact)
Newtonian constant of gravitation	G	$6.6742(10) \times 10^{-11}$	$\text{m}^3 \text{kg}^{-1} \text{s}^{-2}$	1.5×10^{-4}
Planck constant	h	$6.626\,0693(11) \times 10^{-34}$	J s	1.7×10^{-7}
$h/2\pi$	\hbar	$1.054\,571\,68(18) \times 10^{-34}$	J s	1.7×10^{-7}
elementary charge	e	$1.602\,176\,53(14) \times 10^{-19}$	C	8.5×10^{-8}
magnetic flux quantum $h/2e$	Φ_0	$2.067\,833\,72(18) \times 10^{-15}$	Wb	8.5×10^{-8}
conductance quantum $2e^2/h$	G_0	$7.748\,091\,733(26) \times 10^{-5}$	S	3.3×10^{-9}
electron mass	m_e	$9.109\,3826(16) \times 10^{-31}$	kg	1.7×10^{-7}
proton mass	m_p	$1.672\,621\,71(29) \times 10^{-27}$	kg	1.7×10^{-7}
proton-electron mass ratio	m_p/m_e	1836.152 672 61(85)		4.6×10^{-10}
fine-structure constant $e^2/4\pi\epsilon_0\hbar c$	α	$7.297\,352\,568(24) \times 10^{-3}$		3.3×10^{-9}
inverse fine-structure constant	α^{-1}	137.035 999 11(46)		3.3×10^{-9}
Rydberg constant $\alpha^2 m_e c/2h$	R_∞	10 973 731.568 525(73)	m^{-1}	6.6×10^{-12}
Avogadro constant	N_A, L	$6.022\,1415(10) \times 10^{23}$	mol^{-1}	1.7×10^{-7}
Faraday constant $N_A e$	F	96 485.3383(83)	C mol^{-1}	8.6×10^{-8}
molar gas constant	R	8.314 472(15)	$\text{J mol}^{-1} \text{K}^{-1}$	1.7×10^{-6}
Boltzmann constant R/N_A	k	$1.380\,6505(24) \times 10^{-23}$	J K^{-1}	1.8×10^{-6}
Stefan-Boltzmann constant $(\pi^2/60)k^4/\hbar^3 c^2$	σ	$5.670\,400(40) \times 10^{-8}$	$\text{W m}^{-2} \text{K}^{-4}$	7.0×10^{-6}
<i>Non-SI units accepted for use with the SI</i>				
electron volt: (e/C) J	eV	$1.602\,176\,53(14) \times 10^{-19}$	J	8.5×10^{-8}
(unified) atomic mass unit	u	$1.660\,538\,86(28) \times 10^{-27}$	kg	1.7×10^{-7}
$1 \text{ u} = m_u = (1/12)m(^{12}\text{C}) = 10^{-3} \text{ kg mol}^{-1}/N_A$				

TABLE II. The CODATA Recommended Values of the Fundamental Constants of Physics and Chemistry Based on the 2002 Adjustment

Quantity	Symbol	Numerical value	Unit	Relative std. uncert. u_r
Universal				
speed of light in vacuum	c, c_0	299 792 458	m s^{-1}	(exact)
magnetic constant	μ_0	$4\pi \times 10^{-7}$ $= 12.566 370 614\dots \times 10^{-7}$	N A^{-2}	(exact)
electric constant $1/\mu_0 c^2$	ϵ_0	$8.854 187 817\dots \times 10^{-12}$	F m^{-1}	(exact)
characteristic impedance of vacuum $\sqrt{\mu_0/\epsilon_0} = \mu_0 c$	Z_0	376.730 313 461...	Ω	(exact)
Newtonian constant of gravitation	G	$6.6742(10) \times 10^{-11}$	$\text{m}^3 \text{kg}^{-1} \text{s}^{-2}$	1.5×10^{-4}
Planck constant	G/hc	$6.7087(10) \times 10^{-39}$	$(\text{GeV}/c^2)^{-2}$	1.5×10^{-4}
in eV s	h	$6.626 0693(11) \times 10^{-34}$	J s	1.7×10^{-7}
$h/2\pi$	\hbar	$4.135 667 43(35) \times 10^{-15}$	eV s	8.5×10^{-8}
in eV s	\hbar	$1.054 571 68(18) \times 10^{-34}$	J s	1.7×10^{-7}
$\hbar c$ in MeV fm		$6.582 119 15(56) \times 10^{-16}$	eV s	8.5×10^{-8}
Planck mass $(\hbar c/G)^{1/2}$		197.326 968(17)	MeV fm	8.5×10^{-8}
Planck temperature $(\hbar c^5/G)^{1/2}/k$	m_p	$2.176 45(16) \times 10^{-8}$	kg	7.5×10^{-5}
Planck length $\hbar/m_p c = (\hbar G/c^3)^{1/2}$	T_p	$1.416 79(11) \times 10^{32}$	K	7.5×10^{-5}
Planck time $\hbar/c = (\hbar G/c^5)^{1/2}$	l_p	$1.616 24(12) \times 10^{-35}$	m	7.5×10^{-5}
	t_p	$5.391 21(40) \times 10^{-44}$	s	7.5×10^{-5}
Electromagnetic				
elementary charge	e	$1.602 176 53(14) \times 10^{-19}$	C	8.5×10^{-8}
magnetic flux quantum $h/2e$	e/h	$2.417 989 40(21) \times 10^{14}$	A J^{-1}	8.5×10^{-8}
conductance quantum $2e^2/h$	Φ_0	$2.067 833 72(18) \times 10^{-15}$	Wb	8.5×10^{-8}
inverse of conductance quantum	G_0	$7.748 091 733(26) \times 10^{-5}$	S	3.3×10^{-9}
Josephson constant ¹ $2e/h$	G_0^{-1}	12 906.403 725(43)	Ω	3.3×10^{-9}
von Klitzing constant ² $h/e^2 = \mu_0 c/2\alpha$	K_J	$483 597.879(41) \times 10^9$	Hz V^{-1}	8.5×10^{-8}
Bohr magneton $eh/2m_e$	R_K	25 812.807 449(86)	Ω	3.3×10^{-9}
in eV T ⁻¹	μ_B	$927.400 949(80) \times 10^{-26}$	J T^{-1}	8.6×10^{-8}
		$5.788 381 804(39) \times 10^{-5}$	eV T ⁻¹	6.7×10^{-9}
	μ_B/h	$13.996 2458(12) \times 10^9$	Hz T^{-1}	8.6×10^{-8}
	μ_B/hc	46.686 4507(40)	$\text{m}^{-1} \text{T}^{-1}$	8.6×10^{-8}
	μ_B/k	0.671 7131(12)	K T^{-1}	1.8×10^{-6}
nuclear magneton $eh/2m_p$	μ_N	$5.050 783 43(43) \times 10^{-27}$	J T^{-1}	8.6×10^{-8}
in eV T ⁻¹		$3.152 451 259(21) \times 10^{-8}$	eV T ⁻¹	6.7×10^{-9}
	μ_N/h	7.622 593 71(65)	MHz T ⁻¹	8.6×10^{-8}
	μ_N/hc	$2.542 623 58(22) \times 10^{-2}$	$\text{m}^{-1} \text{T}^{-1}$	8.6×10^{-8}
	μ_N/k	$3.658 2637(64) \times 10^{-4}$	K T^{-1}	1.8×10^{-6}
Atomic and Nuclear				
General				
Fine-structure constant $e^2/4\pi\epsilon_0\hbar c$	α	$7.297 352 568(24) \times 10^{-3}$		3.3×10^{-9}
inverse fine-structure constant	α^{-1}	137.035 999 11(46)		3.3×10^{-9}
Rydberg constant $\alpha^2 m_e c/2\hbar$	R_∞	10 973 731.568 525(73)	m^{-1}	6.6×10^{-12}
	$R_\infty c$	$3.289 841 960 360(22) \times 10^{15}$	Hz	6.6×10^{-12}
	$R_\infty \hbar c$	$2.179 872 09(37) \times 10^{-18}$	J	1.7×10^{-7}
$R_\infty \hbar c$ in eV		13.605 6923(12)	eV	8.5×10^{-8}
Bohr radius $\alpha/4\pi R_\infty = 4\pi\epsilon_0\hbar^2/m_e e^2$	a_0	$0.529 177 2108(18) \times 10^{-10}$	m	3.3×10^{-9}
Hartree energy $e^2/4\pi\epsilon_0 a_0 = 2R_\infty \hbar c = \alpha^2 m_e c^2$	E_h	$4.359 744 17(75) \times 10^{-18}$	J	1.7×10^{-7}
in eV		27.211 3845(23)	eV	8.5×10^{-8}
quantum of circulation	$h/2m_e$	$3.636 947 550(24) \times 10^{-4}$	$\text{m}^2 \text{s}^{-1}$	6.7×10^{-9}
	h/m_e	$7.273 895 101(48) \times 10^{-4}$	$\text{m}^2 \text{s}^{-1}$	6.7×10^{-9}
Electroweak				
Fermi coupling constant ³	$G_F/(\hbar c)^3$	$1.166 39(1) \times 10^{-5}$	GeV^{-2}	8.6×10^{-6}
weak mixing angle ⁴ θ_w (on-shell scheme) $\sin^2 \theta_w = s_w^2 \equiv 1 - (m_w/m_z)^2$	$\sin^2 \theta_w$	0.222 15(76)		3.4×10^{-3}
Electron, e^-				
electron mass	m_e	$9.109 3826(16) \times 10^{-31}$	kg	1.7×10^{-7}
in u, $m_e = A_1(e)$ u (electron relative atomic mass times u)		$5.485 799 0945(24) \times 10^{-4}$	u	4.4×10^{-10}

Quantity	Symbol	Numerical value	Unit	Relative std. uncert. u_r
energy equivalent in MeV	$m_e c^2$	8.187 1047(14)×10 ⁻¹⁴	J	1.7×10 ⁻⁷
electron-muon mass ratio	m_e/m_μ	0.510 998 918(44)	MeV	8.6×10 ⁻⁸
electron-tau mass ratio	m_e/m_τ	4.836 331 67(13)×10 ⁻³		2.6×10 ⁻⁸
electron-proton mass ratio	m_e/m_p	2.875 64(47)×10 ⁻⁴		1.6×10 ⁻⁴
electron-neutron mass ratio	m_e/m_n	5.446 170 2173(25)×10 ⁻⁴		4.6×10 ⁻¹⁰
electron-deuteron mass ratio	m_e/m_d	5.438 673 4481(38)×10 ⁻⁴		7.0×10 ⁻¹⁰
electron to alpha particle mass ratio	m_e/m_α	2.724 437 1095(13)×10 ⁻⁴		4.8×10 ⁻¹⁰
electron charge to mass quotient	$-e/m_e$	1.370 933 555 75(61)×10 ⁻⁴		4.4×10 ⁻¹⁰
electron molar mass $N_A m_e$	$M(e), M_e$	-1.758 820 12(15)×10 ¹¹	C kg ⁻¹	8.6×10 ⁻⁸
Compton wavelength $h/m_e c$	λ_C	5.485 799 0945(24)×10 ⁻⁷	kg mol ⁻¹	4.4×10 ⁻¹⁰
$\lambda_C/2\pi = \alpha a_0 = \alpha^2/4\pi R_\infty$	$\tilde{\lambda}_C$	2.426 310 238(16)×10 ⁻¹²	m	6.7×10 ⁻⁹
classical electron radius $\alpha^2 a_0$	r_e	386.159 2678(26)×10 ⁻¹⁵	m	6.7×10 ⁻⁹
Thomson cross section $(8\pi/3)r_e^2$	σ_e	2.817 940 325(28)×10 ⁻¹⁵	m	1.0×10 ⁻⁸
electron magnetic moment to Bohr magneton ratio	μ_e	0.665 245 873(13)×10 ⁻²⁸	m ²	2.0×10 ⁻⁸
to nuclear magneton ratio	μ_e/μ_B	-928.476 412(80)×10 ⁻²⁶	J T ⁻¹	8.6×10 ⁻⁸
electron magnetic moment anomaly $ \mu_e /\mu_B - 1$	μ_e/μ_N	-1.001 159 652 1859(38)		3.8×10 ⁻¹²
electron g -factor $-2(1 + a_e)$	a_e	-1838.281 971 07(85)		4.6×10 ⁻¹⁰
electron-muon magnetic moment ratio	g_e	1.159 652 1859(38)×10 ⁻³		3.2×10 ⁻⁹
electron-proton magnetic moment ratio	μ_e/μ_μ	-2.002 319 304 3718(75)		3.8×10 ⁻¹²
electron to shielded proton magnetic moment ratio (H ₂ O, sphere, 25°C)	μ_e/μ'_p	206.766 9894(54)		2.6×10 ⁻⁸
electron-neutron magnetic moment ratio	μ_e/μ_p	-658.210 6862(66)		1.0×10 ⁻⁸
electron-deuteron magnetic moment ratio	μ_e/μ'_n	-658.227 5956(71)		1.1×10 ⁻⁸
electron to shielded helion ⁵ magnetic moment ratio (gas, sphere, 25°C)	μ_e/μ'_h	960.920 50(23)		2.4×10 ⁻⁷
electron gyromagnetic ratio $2 \mu_e /\hbar$	γ_e	-2 143.923 493(23)		1.1×10 ⁻⁸
	$\gamma_e/2\pi$	864.058 255(10)	s ⁻¹ T ⁻¹	1.2×10 ⁻⁸
		1.760 859 74(15)×10 ¹¹	MHz T ⁻¹	8.6×10 ⁻⁸
		28 024.9532(24)		8.6×10 ⁻⁸
Muon, μ^-				
muon mass	m_μ	1.883 531 40(33)×10 ⁻²⁸	kg	1.7×10 ⁻⁷
in u, $m_\mu = A_r(\mu)$ u (muon relative atomic mass times u)		0.113 428 9264(30)	u	2.6×10 ⁻⁸
energy equivalent	$m_\mu c^2$	1.692 833 60(29)×10 ⁻¹¹	J	1.7×10 ⁻⁷
in MeV		105.658 3692(94)	MeV	8.9×10 ⁻⁸
muon-electron mass ratio	m_μ/m_e	206.768 2838(54)		2.6×10 ⁻⁸
muon-tau mass ratio	m_μ/m_τ	5.945 92(97)×10 ⁻²		1.6×10 ⁻⁴
muon-proton mass ratio	m_μ/m_p	0.112 609 5269(29)		2.6×10 ⁻⁸
muon-neutron mass ratio	m_μ/m_n	0.112 454 5175(29)		2.6×10 ⁻⁸
muon molar mass $N_A m_\mu$	$M(\mu), M_\mu$	0.113 428 9264(30)×10 ⁻³	kg mol ⁻¹	2.6×10 ⁻⁸
muon Compton wavelength $h/m_\mu c$	$\lambda_{C,\mu}$	11.734 441 05(30)×10 ⁻¹⁵	m	2.5×10 ⁻⁸
$\lambda_{C,\mu}/2\pi$	$\tilde{\lambda}_{C,\mu}$	1.867 594 298(47)×10 ⁻¹⁵	m	2.5×10 ⁻⁸
muon magnetic moment	μ_μ	-4.490 447 99(40)×10 ⁻²⁶	J T ⁻¹	8.9×10 ⁻⁸
to Bohr magneton ratio	μ_μ/μ_B	-4.841 970 45(13)×10 ⁻³		2.6×10 ⁻⁸
to nuclear magneton ratio	μ_μ/μ_N	-8.890 596 98(23)		2.6×10 ⁻⁸
muon magnetic moment anomaly $ \mu_\mu /(e\hbar/2m_\mu) - 1$	α_μ	1.165 919 81(62)×10 ⁻³		5.3×10 ⁻⁷
muon g -factor $-2(1 + \alpha_\mu)$	g_μ	-2.002 331 8396(12)		6.2×10 ⁻¹⁰
muon-proton magnetic moment ratio	μ_μ/μ_p	-3.183 345 118(89)		2.8×10 ⁻⁸
Tau, τ				
tau mass ⁶	m_τ	3.167 77(52)×10 ⁻²⁷	kg	1.6×10 ⁻⁴
in u, $m_\tau = A_r(\tau)$ u (tau relative atomic mass times u)		1.907 68(31)	u	1.6×10 ⁻⁴
energy equivalent	$m_\tau c^2$	2.847 05(46)×10 ⁻¹⁰	J	1.6×10 ⁻⁴
in MeV		1776.99(29)	MeV	1.6×10 ⁻⁴
tau-electron mass ratio	m_τ/m_e	3477.48(57)		1.6×10 ⁻⁴
tau-muon mass ratio	m_τ/m_μ	16.8183(27)		1.6×10 ⁻⁴
tau-proton mass ratio	m_τ/m_p	1.893 90(31)		1.6×10 ⁻⁴
tau-neutron mass ratio	m_τ/m_n	1.891 29(31)		1.6×10 ⁻⁴
tau molar mass $N_A m_\tau$	$M(\tau), M_\tau$	1.907 68(31)×10 ⁻³	kg mol ⁻¹	1.6×10 ⁻⁴
tau Compton wavelength $h/m_\tau c$	$\lambda_{C,\tau}$	0.697 72(11)×10 ⁻¹⁵	m	1.6×10 ⁻⁴
$\lambda_{C,\tau}/2\pi$	$\tilde{\lambda}_{C,\tau}$	0.111 046(18)×10 ⁻¹⁵	m	1.6×10 ⁻⁴

Quantity	Symbol	Numerical value	Unit	Relative std. uncert. u_r
Proton, p				
proton mass	m_p	$1.672\,621\,71(29)\times 10^{-27}$	kg	1.7×10^{-7}
in u, $m_p = A_r(p)$ u (proton relative atomic mass times u)		1.007 276 466 88(13)	u	1.3×10^{-10}
energy equivalent	$m_p c^2$	$1.503\,277\,43(26)\times 10^{-10}$	J	1.7×10^{-7}
in MeV		938.272 029(80)	MeV	8.6×10^{-8}
proton-electron mass ratio	m_p/m_e	1836.152 672 61(85)		4.6×10^{-10}
proton-muon mass ratio	m_p/m_μ	8.880 243 33(23)		2.6×10^{-8}
proton-tau mass ratio	m_p/m_τ	0.528 012(86)		1.6×10^{-4}
proton-neutron mass ratio	m_p/m_n	0.998 623 478 72(58)		5.8×10^{-10}
proton charge to mass quotient	e/m_p	$9.578\,833\,76(82)\times 10^7$	C kg ⁻¹	8.6×10^{-8}
proton molar mass $N_A m_p$	$M(p), M_p$	$1.007\,276\,466\,88(13)\times 10^{-3}$	kg mol ⁻¹	1.3×10^{-10}
proton Compton wavelength $h/m_p c$	$\lambda_{C,p}$	$1.321\,409\,8555(88)\times 10^{-15}$	m	6.7×10^{-9}
$\lambda_{C,p}/2\pi$	$\tilde{\lambda}_{C,p}$	$0.210\,308\,9104(14)\times 10^{-15}$	m	6.7×10^{-9}
proton rms charge radius	R_p	$0.8750(68)\times 10^{-15}$	m	7.8×10^{-3}
proton magnetic moment	μ_p	$1.410\,606\,71(12)\times 10^{-26}$	J T ⁻¹	8.7×10^{-8}
to Bohr magneton ratio	μ_p/μ_B	$1.521\,032\,206(15)\times 10^{-3}$		1.0×10^{-8}
to nuclear magneton ratio	μ_p/μ_N	2.792 847 351(28)		1.0×10^{-8}
proton g -factor $2\mu_p/\mu_N$	g_p	5.585 694 701(56)		1.0×10^{-8}
proton-neutron magnetic moment ratio	μ_p/μ_n	-1.459 898 05(34)		2.4×10^{-7}
shielded proton magnetic moment (H ₂ O, sphere, 25°C)	μ'_p	$1.410\,570\,47(12)\times 10^{-26}$	J T ⁻¹	8.7×10^{-8}
to Bohr magneton ratio	μ'_p/μ_B	$1.520\,993\,132(16)\times 10^{-3}$		1.1×10^{-8}
to nuclear magneton ratio	μ'_p/μ_N	2.792 775 604(30)		1.1×10^{-8}
proton magnetic shielding correction $1 - \mu'_p/\mu_p$ (H ₂ O, sphere, 25°C)	σ'_p	$25.689(15)\times 10^{-6}$		5.7×10^{-4}
proton gyromagnetic ratio $2\mu_p/\hbar$	γ_p	$2.675\,222\,05(23)\times 10^8$	s ⁻¹ T ⁻¹	8.6×10^{-8}
	$\gamma_p/2\pi$	42.577 4813(37)	MHz T ⁻¹	8.6×10^{-8}
shielded proton gyromagnetic ratio $2\mu'_p/\hbar$ (H ₂ O, sphere, 25°C)	γ'_p	$2.675\,153\,33(23)\times 10^8$	s ⁻¹ T ⁻¹	8.6×10^{-8}
	$\gamma'_p/2\pi$	42.576 3875(37)	MHz T ⁻¹	8.6×10^{-8}
Neutron, n				
neutron mass	m_n	$1.674\,927\,28(29)\times 10^{-27}$	kg	1.7×10^{-7}
in u, $m_n = A_r(n)$ u (neutron relative atomic mass times u)		1.008 664 915 60(55)	u	5.5×10^{-10}
energy equivalent	$m_n c^2$	$1.505\,349\,57(26)\times 10^{-10}$	J	1.7×10^{-7}
in MeV		939.565 360(81)	MeV	8.6×10^{-8}
neutron-electron mass ratio	m_n/m_e	1838.683 6598(13)		7.0×10^{-10}
neutron-muon mass ratio	m_n/m_μ	8.892 484 02(23)		2.6×10^{-8}
neutron-tau mass ratio	m_n/m_τ	0.528 740(86)		1.6×10^{-4}
neutron-proton mass ratio	m_n/m_p	1.001 378 418 70(58)		5.8×10^{-10}
neutron molar mass $N_A m_n$	$M(n), M_n$	$1.008\,664\,915\,60(55)\times 10^{-3}$	kg mol ⁻¹	5.5×10^{-10}
neutron Compton wavelength $h/m_n c$	$\lambda_{C,n}$	$1.319\,590\,9067(88)\times 10^{-15}$	m	6.7×10^{-9}
$\lambda_{C,n}/2\pi$	$\tilde{\lambda}_{C,n}$	$0.210\,019\,4157(14)\times 10^{-15}$	m	6.7×10^{-9}
neutron magnetic moment	μ_n	$-0.966\,236\,45(24)\times 10^{-26}$	J T ⁻¹	2.5×10^{-7}
to Bohr magneton ratio	μ_n/μ_B	$-1.041\,875\,63(25)\times 10^{-3}$		2.4×10^{-7}
to nuclear magneton ratio	μ_n/μ_N	-1.913 042 73(45)		2.4×10^{-7}
neutron g -factor $2\mu_n/\mu_N$	g_n	-3.826 085 46(90)		2.4×10^{-7}
neutron-electron magnetic moment ratio	μ_n/μ_e	$1.040\,668\,82(25)\times 10^{-3}$		2.4×10^{-7}
neutron-proton magnetic moment ratio	μ_n/μ_p	-0.684 979 34(16)		2.4×10^{-7}
neutron to shielded proton magnetic moment ratio (H ₂ O, sphere, 25°C)	μ_n/μ'_p	-0.684 996 94(16)		2.4×10^{-7}
neutron gyromagnetic ratio $2 \mu_n /\hbar$	γ_n	$1.832\,471\,83(46)\times 10^8$	s ⁻¹ T ⁻¹	2.5×10^{-7}
	$\gamma_n/2\pi$	29.164 6950(73)	MHz T ⁻¹	2.5×10^{-7}
Deuteron, d				
deuteron mass	m_d	$3.343\,583\,35(57)\times 10^{-27}$	kg	1.7×10^{-7}
in u, $m_d = A_r(d)$ u (deuteron relative atomic mass times u)		2.013 553 212 70(35)	u	1.7×10^{-10}
energy equivalent	$m_d c^2$	$3.005\,062\,85(51)\times 10^{-10}$	J	1.7×10^{-7}
in MeV		1875.612 82(16)	MeV	8.6×10^{-8}
deuteron-electron mass ratio	m_d/m_e	3670.482 9652(18)		4.8×10^{-10}
deuteron-proton mass ratio	m_d/m_p	1.999 007 500 82(41)		2.0×10^{-10}
deuteron molar mass $N_A m_d$	$M(d), M_d$	$2.013\,553\,212\,70(35)\times 10^{-3}$	kg mol ⁻¹	1.7×10^{-10}
deuteron rms charge radius	R_d	$2.1394(28)\times 10^{-15}$	m	1.3×10^{-3}

Quantity	Symbol	Numerical value	Unit	Relative std. uncert. u_r
deuteron magnetic moment	μ_d	$0.433\,073\,482(38)\times 10^{-26}$	J T^{-1}	8.7×10^{-8}
to Bohr magneton ratio	μ_d/μ_B	$0.466\,975\,4567(50)\times 10^{-3}$		1.1×10^{-8}
to nuclear magneton ratio	μ_d/μ_N	$0.857\,438\,2329(92)$		1.1×10^{-8}
deuteron-electron magnetic moment ratio	μ_d/μ_e	$-4.664\,345\,548(50)\times 10^{-4}$		1.1×10^{-8}
deuteron-proton magnetic moment ratio	μ_d/μ_p	$0.307\,012\,2084(45)$		1.5×10^{-8}
deuteron-neutron magnetic moment ratio	μ_d/μ_n	$-0.448\,206\,52(11)$		2.4×10^{-7}
Helion, h				
helion mass ⁵	m_h	$5.006\,412\,14(86)\times 10^{-27}$	kg	1.7×10^{-7}
in u, $m_h = A_r(\text{h})$ u (helion relative atomic mass times u)		$3.014\,932\,2434(58)$	u	1.9×10^{-9}
energy equivalent	$m_h c^2$	$4.499\,538\,84(77)\times 10^{-10}$	J	1.7×10^{-7}
in MeV		$2808.391\,42(24)$	MeV	8.6×10^{-8}
helion-electron mass ratio	m_h/m_e	$5495.885\,269(11)$		2.0×10^{-9}
helion-proton mass ratio	m_h/m_p	$2.993\,152\,6671(58)$		1.9×10^{-9}
helion molar mass $N_A m_h$	$M(\text{h}), M_h$	$3.014\,932\,2434(58)\times 10^{-3}$	kg mol ⁻¹	1.9×10^{-9}
shielded helion magnetic moment (gas, sphere, 25°C)	μ'_h	$-1.074\,553\,024(93)\times 10^{-26}$	J T^{-1}	8.7×10^{-8}
to Bohr magneton ratio	μ'_h/μ_B	$-1.158\,671\,474(14)\times 10^{-3}$		1.2×10^{-8}
to nuclear magneton ratio	μ'_h/μ_N	$-2.127\,497\,723(25)$		1.2×10^{-8}
shielded helion to proton magnetic moment ratio (gas, sphere, 25°C)	μ'_h/μ_p	$-0.761\,766\,562(12)$		1.5×10^{-8}
shielded helion to shielded proton magnetic moment ratio (gas/H ₂ O, spheres, 25°C)	μ'_h/μ'_p	$-0.761\,786\,1313(33)$		4.3×10^{-9}
shielded helion gyromagnetic ratio $2 \mu'_h /\hbar$ (gas, sphere, 25°C)	γ'_h	$2.037\,894\,70(18)\times 10^8$	s ⁻¹ T ⁻¹	8.7×10^{-8}
	$\gamma'_h/2\pi$	$32.434\,1015(28)$	MHz T ⁻¹	8.7×10^{-8}
Alpha particle, α				
alpha particle mass	m_α	$6.644\,6565(11)\times 10^{-27}$	kg	1.7×10^{-7}
in u, $m_\alpha = A_r(\alpha)$ u (alpha particle relative atomic mass times u)		$4.001\,506\,179\,149(56)$	u	1.4×10^{-11}
energy equivalent	$m_\alpha c^2$	$5.971\,9194(10)\times 10^{-10}$	J	1.7×10^{-7}
in MeV		$3727.379\,17(32)$	MeV	8.6×10^{-8}
alpha particle to electron mass ratio	m_α/m_e	$7294.299\,5363(32)$		4.4×10^{-10}
alpha particle to proton mass ratio	m_α/m_p	$3.972\,599\,689\,07(52)$		1.3×10^{-10}
alpha particle molar mass $N_A m_\alpha$	$M(\alpha), M_\alpha$	$4.001\,506\,179\,149(56)\times 10^{-3}$	kg mol ⁻¹	1.4×10^{-11}
Physico-Chemical				
Avogadro constant	N_A, L	$6.022\,1415(10)\times 10^{23}$	mol ⁻¹	1.7×10^{-7}
atomic mass constant $m_u = (1/12)m(^{12}\text{C}) = 1\text{ u} = 10^{-3}\text{ kg mol}^{-1}/N_A$	m_u	$1.660\,538\,86(28)\times 10^{-27}$	kg	1.7×10^{-7}
energy equivalent	$m_u c^2$	$1.492\,417\,90(26)\times 10^{-10}$	J	1.7×10^{-7}
in MeV		$931.494\,043(80)$	MeV	8.6×10^{-8}
Faraday constant ⁷ $N_A e$	F	$96\,485.3383(83)$	C mol ⁻¹	8.6×10^{-8}
molar Planck constant	$N_A h$	$3.990\,312\,716(27)\times 10^{-10}$	J s mol ⁻¹	6.7×10^{-9}
	$N_A hc$	$0.119\,626\,565\,72(80)$	J m mol ⁻¹	6.7×10^{-9}
molar gas constant	R	$8.314\,472(15)$	J mol ⁻¹ K ⁻¹	1.7×10^{-6}
Boltzmann constant R/N_A	k	$1.380\,6505(24)\times 10^{-23}$	J K ⁻¹	1.8×10^{-6}
in eV K ⁻¹		$8.617\,343(15)\times 10^{-5}$	eV K ⁻¹	1.8×10^{-6}
	k/h	$2.083\,6644(36)\times 10^{10}$	Hz K ⁻¹	1.7×10^{-6}
	k/hc	$69.503\,56(12)$	m ⁻¹ K ⁻¹	1.7×10^{-6}
molar volume of ideal gas RT/p	V_m	$22.413\,996(39)\times 10^{-3}$	m ³ mol ⁻¹	1.7×10^{-6}
$T = 273.15\text{ K}, p = 101.325\text{ kPa}$	n_0	$2.686\,7773(47)\times 10^{25}$	m ⁻³	1.8×10^{-6}
Loschmidt constant N_A/V_m	V_m	$22.710\,981(40)\times 10^{-3}$	m ³ mol ⁻¹	1.7×10^{-6}
$T = 273.15\text{ K}, p = 100\text{ kPa}$				
Sackur-Tetrode constant (absolute entropy constant) ⁸	S_0/R	$-1.151\,7047(44)$		3.8×10^{-6}
$5/2 + \ln[(2\pi m_u k T_1/h^2)^{3/2} k T_1/p_0]$		$-1.164\,8677(44)$		3.8×10^{-6}
$T_1 = 1\text{ K}, p_0 = 100\text{ kPa}$				
$T_1 = 1\text{ K}, p_0 = 101.325\text{ kPa}$				
Stefan-Boltzmann constant $(\pi^2/60)k^4/h^3c^2$	σ	$5.670\,400(40)\times 10^{-8}$	W m ⁻² K ⁻⁴	7.0×10^{-6}
first radiation constant $2\pi\hbar c^2$	c_1	$3.741\,771\,38(64)\times 10^{-16}$	W m ²	1.7×10^{-7}
first radiation constant for spectral radiance $2hc^2$	c_{1L}	$1.191\,042\,82(20)\times 10^{-16}$	W m ² sr ⁻¹	1.7×10^{-7}
second radiation constant hc/k	c_2	$1.438\,7752(25)\times 10^{-2}$	m K	1.7×10^{-6}
Wien displacement law constant $b = \lambda_{\text{max}} T = c_2/4.965\,114\,231\dots$	b	$2.897\,7685(51)\times 10^{-3}$	m K	1.7×10^{-6}

- ¹ See the "Adopted values" table for the conventional value adopted internationally for realizing representations of the volt using the Josephson effect.
- ² See the "Adopted values" table for the conventional value adopted internationally for realizing representations of the ohm using the quantum Hall effect.
- ³ Value recommended by the Particle Data Group (Hagiwara *et al.*, 2002).
- ⁴ Based on the ratio of the masses of the W and Z bosons m_W/m_Z recommended by the Particle Data Group (Hagiwara *et al.*, 2002). The value for $\sin^2\theta_W$ they recommend, which is based on a particular variant of the modified minimal subtraction (\overline{MS}) scheme, is $\sin^2\hat{\theta}_W(M_Z) = 0.231\,24(24)$.
- ⁵ The helion, symbol h, is the nucleus of the ^3He atom.
- ⁶ This and all other values involving m_e are based on the value of $m_e c^2$ in MeV recommended by the Particle Data Group (Hagiwara *et al.*, 2002), but with a standard uncertainty of 0.29 MeV rather than the quoted uncertainty of -0.26 MeV, $+0.29$ MeV.
- ⁷ The numerical value of F to be used in coulometric chemical measurements is $96\,485.336(16)$ [1.7×10^{-7}] when the relevant current is measured in terms of representations of the volt and ohm based on the Josephson and quantum Hall effects and the internationally adopted conventional values of the Josephson and von Klitzing constants K_{J-90} and R_{K-90} given in the "Adopted values" table.
- ⁸ The entropy of an ideal monoatomic gas of relative atomic mass A_r is given by $S = S_0 + (3/2)R \ln A_r - R \ln(p/p_0) + (5/2)R \ln(T/K)$.

TABLE III. Internationally Adopted Values of Various Quantities

Quantity	Symbol	Numerical value	Unit	Relative std. uncert. u_r
molar mass of ^{12}C	$M(^{12}\text{C})$	12×10^{-3}	kg mol $^{-1}$	(exact)
molar mass constant $M(^{12}\text{C})/12$	M_u	1×10^{-3}	kg mol $^{-1}$	(exact)
conventional value of Josephson constant	K_{J-90}	483 597.9	GHz V $^{-1}$	(exact)
conventional value of von Klitzing constant	R_{K-90}	25 812.807	Ω	(exact)
standard atmosphere		101 325	Pa	(exact)
standard acceleration of gravity	g_n	9.806 65	m s $^{-2}$	(exact)

TABLE IV. The Values of Some Energy Equivalents Derived From the Relations $E = mc^2 = hc/\lambda = hv = kT$, and Based on the 2002 CODATA Adjustment of the Values of the Constants

1 eV = (e/C) J, 1 u = $m_u = (1/12)m(^{12}\text{C}) = 10^{-3}$ kg mol $^{-1}/N_A$, and $E_h = 2R_\infty hc = \alpha^2 m_e c^2$ is the Hartree Energy (hartree)

		Relevant unit			
		J	kg	m $^{-1}$	Hz
1 J	(1 J) = 1 J		(1 J)/ $c^2 = 1.112\,650\,056 \times 10^{-17}$ kg	(1 J)/ $hc = 5.034\,117\,20(86) \times 10^{24}$ m $^{-1}$	(1 J)/ $h = 1.509\,190\,37(26) \times 10^{33}$ Hz
1 kg	(1 kg) $c^2 = 8.987\,551\,787 \times 10^{16}$ J		(1 kg) = 1kg	(1 kg) $c/h = 4.524\,438\,91(77) \times 10^{41}$ m $^{-1}$	(1 kg) $c^2/h = 1.356\,392\,66(23) \times 10^{30}$ Hz
1 m $^{-1}$	(1 m $^{-1}$) $hc = 1.986\,445\,61(34) \times 10^{-25}$ J		(1 m $^{-1}$) $h/c = 2.210\,218\,81(38) \times 10^{-42}$ kg	(1 m $^{-1}$) = 1 m $^{-1}$	(1 m $^{-1}$) $c = 299\,792\,458$ Hz
1 Hz	(1 Hz) $h = 6.626\,0693(11) \times 10^{-34}$ J		(1 Hz) $h/c^2 = 7.372\,4964(13) \times 10^{-51}$ kg	(1 Hz)/ $c = 3.335\,640\,952 \times 10^{-9}$ m $^{-1}$	(1 Hz) = 1 Hz
1 K	(1 K) $k = 1.380\,6505(24) \times 10^{-23}$ J		(1 K) $k/c^2 = 1.536\,1808(27) \times 10^{-40}$ kg	(1 K) $k/hc = 69.503\,56(12)$ m $^{-1}$	(1 K) $k/h = 2.083\,6644(36) \times 10^{10}$ Hz
1 eV	(1 eV) = $1.602\,176\,53(14) \times 10^{-19}$ J		(1 eV)/ $c^2 = 1.782\,661\,81(15) \times 10^{-36}$ kg	(1 eV)/ $hc = 8.065\,544\,45(69) \times 10^5$ m $^{-1}$	(1 eV)/ $h = 2.417\,989\,40(21) \times 10^{14}$ Hz
1 u	(1 u) $c^2 = 1.492\,417\,90(26) \times 10^{-10}$ J		(1 u) = $1.660\,538\,86(28) \times 10^{-27}$ kg	(1 u) $c/h = 7.513\,006\,608(50) \times 10^{14}$ m $^{-1}$	(1 u) $c^2/h = 2.252\,342\,718(15) \times 10^{23}$ Hz
1 E_h	(1 E_h) = $4.359\,744\,17(75) \times 10^{-18}$ J		(1 E_h)/ $c^2 = 4.850\,869\,60(83) \times 10^{-35}$ kg	(1 E_h)/ $hc = 2.194\,746\,313\,705(15) \times 10^7$ m $^{-1}$	(1 E_h)/ $h = 6.579\,683\,920\,721(44) \times 10^{15}$ Hz

TABLE V. The Values of Some Energy Equivalents Derived From the Relations $E = mc^2 = hc/\lambda = hv = kT$, and Based on the 2002 CODATA Adjustment of the Values of the Constants

1 eV = (e/C) J, 1 u = $m_u = (1/12)m(^{12}\text{C}) = 10^{-3}$ kg mol $^{-1}/N_A$, and $E_h = 2R_\infty hc = \alpha^2 m_e c^2$ is the Hartree Energy (hartree)

		Relevant unit			
		K	eV	u	E_h
1 J	(1 J)/ $k = 7.242\,963(13) \times 10^{22}$ K		(1 J) = $6.241\,509\,47(53) \times 10^{18}$ eV	(1 J)/ $c^2 = 6.700\,5361(11) \times 10^9$ u	(1 J) = $2.293\,712\,57(39) \times 10^{17}$ E_h
1 kg	(1 kg) $c^2/k = 6.509\,650(11) \times 10^{39}$ K		(1 kg) $c^2 = 5.609\,588\,96(48) \times 10^{35}$ eV	(1 kg) = $6.022\,1415(10) \times 10^{26}$ u	(1 kg) $c^2 = 2.061\,486\,05(35) \times 10^{34}$ E_h
1 m $^{-1}$	(1 m $^{-1}$) $hc/k = 1.438\,7752(25) \times 10^{-2}$ K		(1 m $^{-1}$) $hc = 1.239\,841\,91(11) \times 10^{-6}$ eV	(1 m $^{-1}$) $h/c = 1.331\,025\,0506(89) \times 10^{-15}$ u	(1 m $^{-1}$) $hc = 4.556\,335\,252\,760(30) \times 10^{-8}$ E_h
1 Hz	(1 Hz) $h/k = 4.799\,2374(84) \times 10^{-11}$ K		(1 Hz) $h = 4.135\,667\,43(35) \times 10^{-15}$ eV	(1 Hz) $h/c^2 = 4.439\,821\,667(30) \times 10^{-24}$ u	(1 Hz) $h = 1.519\,829\,846\,006(10) \times 10^{-16}$ E_h
1 K	(1 K) = 1 K		(1 K) $k = 8.617\,343(15) \times 10^{-5}$ eV	(1 K) $k/c^2 = 9.251\,098(16) \times 10^{-14}$ u	(1 K) $k = 3.166\,8153(55) \times 10^{-6}$ E_h
1 eV	(1 eV)/ $k = 1.160\,4505(20) \times 10^4$ K		(1 eV) = 1 eV	(1 eV)/ $c^2 = 1.073\,544\,171(92) \times 10^{-9}$ u	(1 eV) = $3.674\,932\,45(31) \times 10^{-2}$ E_h
1 u	(1 u) $c^2/k = 1.080\,9527(19) \times 10^{13}$ K		(1 u) $c^2 = 931.494\,043(80) \times 10^6$ eV	(1 u) = 1 u	(1 u) $c^2 = 3.423\,177\,686(23) \times 10^7$ E_h
1 E_h	(1 E_h)/ $k = 3.157\,7465(55) \times 10^5$ K		(1 E_h) = $27.211\,3845(23)$ eV	(1 E_h)/ $c^2 = 2.921\,262\,323(19) \times 10^{-8}$ u	(1 E_h) = 1 E_h

FUNDAMENTAL PHYSICAL CONSTANTS — FREQUENTLY USED CONSTANTS

Quantity	Symbol	Value	Unit	Relative std. uncert. u_r
speed of light in vacuum	c, c_0	299 792 458	m s^{-1}	(exact)
magnetic constant	μ_0	$4\pi \times 10^{-7}$	N A^{-2}	
		$= 12.566 370 614\dots \times 10^{-7}$	N A^{-2}	(exact)
electric constant $1/\mu_0 c^2$	ϵ_0	$8.854 187 817\dots \times 10^{-12}$	F m^{-1}	(exact)
Newtonian constant of gravitation	G	$6.6742(10) \times 10^{-11}$	$\text{m}^3 \text{kg}^{-1} \text{s}^{-2}$	1.5×10^{-4}
Planck constant	h	$6.626 0693(11) \times 10^{-34}$	J s	1.7×10^{-7}
		\hbar	$1.054 571 68(18) \times 10^{-34}$	J s
elementary charge	e	$1.602 176 53(14) \times 10^{-19}$	C	8.5×10^{-8}
magnetic flux quantum $h/2e$	Φ_0	$2.067 833 72(18) \times 10^{-15}$	Wb	8.5×10^{-8}
conductance quantum $2e^2/h$	G_0	$7.748 091 733(26) \times 10^{-5}$	S	3.3×10^{-9}
electron mass	m_e	$9.109 3826(16) \times 10^{-31}$	kg	1.7×10^{-7}
proton mass	m_p	$1.672 621 71(29) \times 10^{-27}$	kg	1.7×10^{-7}
proton-electron mass ratio	m_p/m_e	1836.152 672 61(85)		4.6×10^{-10}
fine-structure constant $e^2/4\pi\epsilon_0\hbar c$	α	$7.297 352 568(24) \times 10^{-3}$		3.3×10^{-9}
inverse fine-structure constant	α^{-1}	137.035 999 11(46)		3.3×10^{-9}
Rydberg constant $\alpha^2 m_e c/2\hbar$	R_∞	10 973 731.568 525(73)	m^{-1}	6.6×10^{-12}
Avogadro constant	N_A, L	$6.022 1415(10) \times 10^{23}$	mol^{-1}	1.7×10^{-7}
Faraday constant $N_A e$	F	96 485.3383(83)	C mol^{-1}	8.6×10^{-8}
molar gas constant	R	8.314 472(15)	$\text{J mol}^{-1} \text{K}^{-1}$	1.7×10^{-6}
Boltzmann constant R/N_A	k	$1.380 6505(24) \times 10^{-23}$	J K^{-1}	1.8×10^{-6}
Stefan-Boltzmann constant $(\pi^2/60)k^4/\hbar^3 c^2$	σ	$5.670 400(40) \times 10^{-8}$	$\text{W m}^{-2} \text{K}^{-4}$	7.0×10^{-6}
Non-SI units accepted for use with the SI				
electron volt: $(e/C) \text{ J}$	eV	$1.602 176 53(14) \times 10^{-19}$	J	8.5×10^{-8}
(unified) atomic mass unit $1 \text{ u} = m_u = \frac{1}{12} m(^{12}\text{C}) = 10^{-3} \text{ kg mol}^{-1}/N_A$	u	$1.660 538 86(28) \times 10^{-27}$	kg	1.7×10^{-7}

STANDARD ATOMIC WEIGHTS (2005)

This table of atomic weights includes the changes made in 2005 by the IUPAC Commission on Isotopic Abundances and Atomic Weights. Those changes affected the following elements: Al, Au, Bi, Co, Cs, La, Mn, Na, Nd, P, Pt, Sm, Sc, Ta, Tb, and Th.

The Standard Atomic Weights apply to the elements as they exist naturally on Earth, and the uncertainties take into account the isotopic variation found in most laboratory samples. Further comments on the variability are given in the footnotes.

The number in parentheses following the atomic weight value gives the uncertainty in the last digit. An atomic weight entry in brackets indicates that the element that has no stable isotopes; the value given is the atomic mass in u (or the mass number, if the

mass is not accurately known) for the isotope of longest half-life. Thorium, protactinium, and uranium have no stable isotopes, but the terrestrial isotopic composition is sufficiently uniform to permit a standard atomic weight to be specified.

References

1. *Chemistry International*, Vol. 27, No. 6, p.18, 2005.
2. Coplen, T. D., *Pure Appl. Chem.* 73, 667, 2001.
3. Coplen, T. D., *J. Phys. Chem. Ref. Data*, 30, 701, 2001.

Name	Symbol	Atomic no.	Atomic weight	Footnotes	Name	Symbol	Atomic no.	Atomic weight	Footnotes
Actinium	Ac	89	[227.0277]	a	Iodine	I	53	126.90447(3)	
Aluminum	Al	13	26.9815386(8)		Iridium	Ir	77	192.2217(3)	
Americium	Am	95	[243.0614]	a	Iron	Fe	26	55.845(2)	
Antimony	Sb	51	121.760(1)	g	Krypton	Kr	36	83.798(2)	g m
Argon	Ar	18	39.948(1)	g r	Lanthanum	La	57	138.90547(7)	g
Arsenic	As	33	74.92160(2)		Lawrencium	Lr	103	[262.1097]	a
Astatine	At	85	[209.9871]	a	Lead	Pb	82	207.2(1)	g r
Barium	Ba	56	137.327(7)		Lithium	Li	3	6.941(2)	b g m r
Berkelium	Bk	97	[247.0703]	a	Lutetium	Lu	71	174.967(1)	g
Beryllium	Be	4	9.012182(3)		Magnesium	Mg	12	24.3050(6)	
Bismuth	Bi	83	208.98040(1)		Manganese	Mn	25	54.938045(5)	
Bohrium	Bh	107	[264.12]	a	Meitnerium	Mt	109	[268.1388]	a
Boron	B	5	10.811(7)	g m r	Mendelevium	Md	101	[258.0984]	a
Bromine	Br	35	79.904(1)		Mercury	Hg	80	200.59(2)	
Cadmium	Cd	48	112.411(8)	g	Molybdenum	Mo	42	95.94(2)	g
Calcium	Ca	20	40.078(4)	g	Neodymium	Nd	60	144.242(3)	g
Californium	Cf	98	[251.0796]	a	Neon	Ne	10	20.1797(6)	g m
Carbon	C	6	12.0107(8)	g r	Neptunium	Np	93	[237.0482]	a
Cerium	Ce	58	140.116(1)	g	Nickel	Ni	28	58.6934(2)	
Cesium	Cs	55	132.9054519(2)		Niobium	Nb	41	92.90638(2)	
Chlorine	Cl	17	35.453(2)	g m r	Nitrogen	N	7	14.0067(2)	g r
Chromium	Cr	24	51.9961(6)		Nobelium	No	102	[259.1010]	a
Cobalt	Co	27	58.933195(5)		Osmium	Os	76	190.23(3)	g
Copper	Cu	29	63.546(3)	r	Oxygen	O	8	15.9994(3)	g r
Curium	Cm	96	[247.0704]	a	Palladium	Pd	46	106.42(1)	g
Darmstadtium	Ds	110	[271]	a	Phosphorus	P	15	30.973762(2)	
Dubnium	Db	105	[262.1141]	a	Platinum	Pt	78	195.084(9)	
Dysprosium	Dy	66	162.500(1)	g	Plutonium	Pu	94	[244.0642]	a
Einsteinium	Es	99	[252.0830]	a	Polonium	Po	84	[208.9824]	a
Erbium	Er	68	167.259(3)	g	Potassium	K	19	39.0983(1)	g
Europium	Eu	63	151.964(1)	g	Praseodymium	Pr	59	140.90765(2)	
Fermium	Fm	100	[257.0951]	a	Promethium	Pm	61	[144.9127]	a
Fluorine	F	9	18.9984032(5)		Protactinium	Pa	91	231.03588(2)	
Francium	Fr	87	[223.0197]	a	Radium	Ra	88	[226.0254]	a
Gadolinium	Gd	64	157.25(3)	g	Radon	Rn	86	[222.0176]	a
Gallium	Ga	31	69.723(1)		Rhenium	Re	75	186.207(1)	
Germanium	Ge	32	72.64(1)		Rhodium	Rh	45	102.90550(2)	
Gold	Au	79	196.966569(4)		Roentgenium	Rg	111	[272.1535]	a
Hafnium	Hf	72	178.49(2)		Rubidium	Rb	37	85.4678(3)	g
Hassium	Hs	108	[277]	a	Ruthenium	Ru	44	101.07(2)	g
Helium	He	2	4.002602(2)	g r	Rutherfordium	Rf	104	[261.1088]	a
Holmium	Ho	67	164.93032(2)		Samarium	Sm	62	150.36(2)	g
Hydrogen	H	1	1.00794(7)	g m r	Scandium	Sc	21	44.955912(6)	
Indium	In	49	114.818(3)		Seaborgium	Sg	106	[266.1219]	a

Name	Symbol	Atomic no.	Atomic weight	Footnotes	Name	Symbol	Atomic no.	Atomic weight	Footnotes
Selenium	Se	34	78.96(3)	r	Tin	Sn	50	118.710(7)	g
Silicon	Si	14	28.0855(3)	r	Titanium	Ti	22	47.867(1)	
Silver	Ag	47	107.8682(2)	g	Tungsten	W	74	183.84(1)	
Sodium	Na	11	22.98976928(2)		Ununbium	Uub	112	[285]	a
Strontium	Sr	38	87.62(1)	g r	Ununhexium	Uuh	116	[289]	a
Sulfur	S	16	32.065(5)	g r	Ununquadium	Uuq	114	[289]	a
Tantalum	Ta	73	180.94788(2)		Uranium	U	92	238.02891(3)	g m
Technetium	Tc	43	[97.9072]	a	Vanadium	V	23	50.9415(1)	
Tellurium	Te	52	127.60(3)	g	Xenon	Xe	54	131.293(6)	g m
Terbium	Tb	65	158.92535(2)		Ytterbium	Yb	70	173.04(3)	g
Thallium	Tl	81	204.3833(2)		Yttrium	Y	39	88.90585(2)	
Thorium	Th	90	232.03806(2)	g	Zinc	Zn	30	65.409(4)	
Thulium	Tm	69	168.93421(2)		Zirconium	Zr	40	91.224(2)	g

^a No stable isotope exists. The atomic mass in u (or the mass number, if the mass is not accurately known) is given in brackets for the isotope of longest half-life.

^b Commercially available Li materials have atomic weights that range between 6.939 and 6.996; if a more accurate value is required, it must be determined for the specific material.

^c Geological specimens are known in which the element has an isotopic composition outside the limits for the normal material. The difference between the atomic weight of the element in such specimens and that given in the table may exceed the stated uncertainty.

^m Modified isotopic compositions may be found in commercially available material because it has been subject to an undisclosed or inadvertent isotopic fractionation. Substantial deviations in atomic weight of the element from that given in the table can occur.

^r Range in isotopic composition of normal terrestrial material prevents a more precise atomic weight being given; the tabulated value should be applicable to any normal material.

ATOMIC MASSES AND ABUNDANCES

This table lists the mass (in atomic mass units, symbol u) and the natural abundance (in percent) of the stable nuclides and a few important radioactive nuclides. A complete table of all nuclides may be found in Section 11 ("Table of the Isotopes").

The atomic masses were taken from the 2003 evaluation of Audi, Wapstra, and Thibault (References 2, 3). The number in parentheses following the mass value is the uncertainty in the last digit(s) given. An asterisk * after an entry indicates the mass value was derived not purely from experimental data, but at least partly from systematic trends.

Natural abundance values were taken from the IUPAC Technical Report "Atomic Weight of the Elements: Review 2000" (Reference 4); these entries are also followed by uncertainties in the last digit(s) of the stated values. This uncertainty includes both the estimated measurement uncertainty and the reported range of variation in different terrestrial sources of the element (see Reference 4 for full

details and caveats regarding elements whose abundance is variable). The absence of an entry in the Abundance column indicates a radioactive nuclide not present in nature or an element whose isotopic composition varies so widely that a meaningful natural abundance cannot be defined.

References

1. Holden, N. E., "Table of the Isotopes", in Lide, D. R., Ed., *CRC Handbook of Chemistry and Physics, 86th Ed.*, CRC Press, Boca Raton FL, 2005.
2. Audi, G., Wapstra, A. H., and Thibault, *Nucl. Phys.*, A729, 336, 2003.
3. Audi, G., and Wapstra, A. H., Atomic Mass Data Center, World Wide Web site, <<http://www.nndc.bnl.gov/amdc/index.html>>
4. de Laeter, J. R., Böhlke, J. K., De Bièvre, P., Hidaka, H., Peiser, H. S., Rosman, K. J. R., and Taylor, P. D. P., *Pure Appl. Chem.* 75, 683, 2003.

Z	Isotope	Mass in u	Abundance in %
1	¹ H	1.00782503207(10)	99.9885(70)
	² H	2.0141017778(4)	0.0115(70)
	³ H	3.0160492777(25)	
2	³ He	3.0160293191(26)	0.000134(3)
	⁴ He	4.00260325415(6)	99.999866(3)
3	⁶ Li	6.015122795(16)	7.59(4)
	⁷ Li	7.01600455(8)	92.41(4)
4	⁹ Be	9.0121822(4)	100
5	¹⁰ B	10.0129370(4)	19.9(7)
	¹¹ B	11.0093054(4)	80.1(7)
6	¹¹ C	11.0114336(10)	
	¹² C	12.0000000(0)	98.93(8)
	¹³ C	13.0033548378(10)	1.07(8)
	¹⁴ C	14.003241989(4)	
7	¹⁴ N	14.0030740048(6)	99.636(7)
	¹⁵ N	15.0001088982(7)	0.364(7)
8	¹⁶ O	15.99491461956(16)	99.757(16)
	¹⁷ O	16.99913170(12)	0.038(1)
	¹⁸ O	17.9991610(7)	0.205(14)
9	¹⁸ F	18.0009380(6)	
	¹⁹ F	18.99840322(7)	100
10	²⁰ Ne	19.9924401754(19)	90.48(3)
	²¹ Ne	20.99384668(4)	0.27(1)
	²² Ne	21.991385114(19)	9.25(3)
11	²² Na	21.9944364(4)	
	²³ Na	22.9897692809(29)	100
	²⁴ Na	23.99096278(8)	
12	²⁴ Mg	23.985041700(14)	78.99(4)
	²⁵ Mg	24.98583692(3)	10.00(1)
	²⁶ Mg	25.982592929(30)	11.01(3)
13	²⁷ Al	26.98153863(12)	100
14	²⁸ Si	27.9769265325(19)	92.223(19)
	²⁹ Si	28.976494700(22)	4.685(8)
	³⁰ Si	29.97377017(3)	3.092(11)
15	³¹ P	30.97376163(20)	100
	³² P	31.97390727(20)	
16	³² S	31.97207100(15)	94.99(26)
	³³ S	32.97145876(15)	0.75(2)
	³⁴ S	33.96786690(12)	4.25(24)
	³⁵ S	34.96903216(11)	
	³⁶ S	35.96708076(20)	0.01(1)

Z	Isotope	Mass in u	Abundance in %
17	³⁵ Cl	34.96885268(4)	75.76(10)
	³⁷ Cl	36.96590259(5)	24.24(10)
18	³⁶ Ar	35.967545106(29)	0.3365(30)
	³⁸ Ar	37.9627324(4)	0.0632(5)
	⁴⁰ Ar	39.9623831225(29)	99.6003(30)
19	³⁹ K	38.96370668(20)	93.2581(44)
	⁴⁰ K	39.96399848(21)	0.0117(1)
	⁴¹ K	40.96182576(21)	6.7302(44)
	⁴² K	41.96240281(24)	
	⁴³ K	42.960716(10)	
20	⁴⁰ Ca	39.96259098(22)	96.941(156)
	⁴² Ca	41.95861801(27)	0.647(23)
	⁴³ Ca	42.9587666(3)	0.135(10)
	⁴⁴ Ca	43.9554818(4)	2.086(110)
	⁴⁵ Ca	44.9561866(4)	
	⁴⁶ Ca	45.9536926(24)	0.004(3)
	⁴⁷ Ca	46.9545460(24)	
	⁴⁸ Ca	47.952534(4)	0.187(21)
21	⁴⁵ Sc	44.9559119(9)	100
22	⁴⁶ Ti	45.9526316(9)	8.25(3)
	⁴⁷ Ti	46.9517631(9)	7.44(2)
	⁴⁸ Ti	47.9479463(9)	73.72(3)
	⁴⁹ Ti	48.9478700(9)	5.41(2)
	⁵⁰ Ti	49.9447912(9)	5.18(2)
23	⁵⁰ V	49.9471585(11)	0.250(4)
	⁵¹ V	50.9439595(11)	99.750(4)
24	⁵⁰ Cr	49.9460442(11)	4.345(13)
	⁵¹ Cr	50.9447674(11)	
	⁵² Cr	51.9405075(8)	83.789(18)
	⁵³ Cr	52.9406494(8)	9.501(17)
	⁵⁴ Cr	53.9388804(8)	2.365(7)
25	⁵⁴ Mn	53.9403589(14)	
	⁵⁵ Mn	54.9380451(7)	100
26	⁵² Fe	51.948114(7)	
	⁵⁴ Fe	53.9396105(7)	5.845(35)
	⁵⁵ Fe	54.9382934(7)	
	⁵⁶ Fe	55.9349375(7)	91.754(36)
	⁵⁷ Fe	56.9353940(7)	2.119(10)
	⁵⁸ Fe	57.9332756(8)	0.282(4)
	⁵⁹ Fe	58.9348755(8)	
27	⁵⁷ Co	56.9362914(8)	

Z	Isotope	Mass in u	Abundance in %	Z	Isotope	Mass in u	Abundance in %
	⁵⁸ Co	57.9357528(13)			⁹⁶ Zr	95.9082734(30)	2.80(9)
	⁵⁹ Co	58.9331950(7)	100	41	⁹³ Nb	92.9063781(26)	100
	⁶⁰ Co	59.9338171(7)		42	⁹² Mo	91.906811(4)	14.77(31)
28	⁵⁸ Ni	57.9353429(7)	68.0769(89)		⁹⁴ Mo	93.9050883(21)	9.23(10)
	⁵⁹ Ni	58.9343467(7)			⁹⁵ Mo	94.9058421(21)	15.90(9)
	⁶⁰ Ni	59.9307864(7)	26.2231(77)		⁹⁶ Mo	95.9046795(21)	16.68(1)
	⁶¹ Ni	60.9310560(7)	1.1399(6)		⁹⁷ Mo	96.9060215(21)	9.56(5)
	⁶² Ni	61.9283451(6)	3.6345(17)		⁹⁸ Mo	97.9054082(21)	24.19(26)
	⁶³ Ni	62.9296694(6)			⁹⁹ Mo	98.9077119(21)	
	⁶⁴ Ni	63.9279660(7)	0.9256(9)		¹⁰⁰ Mo	99.907477(6)	9.67(20)
29	⁶³ Cu	62.9295975(6)	69.15(3)	43	⁹⁷ Tc	96.906365(5)	
	⁶⁴ Cu	63.9297642(6)			⁹⁸ Tc	97.907216(4)	
	⁶⁵ Cu	64.9277895(7)	30.85(3)		⁹⁹ Tc	98.9062547(21)	
30	⁶⁴ Zn	63.9291422(7)	48.268(321)	44	⁹⁶ Ru	95.907598(8)	5.54(14)
	⁶⁵ Zn	64.9292410(7)			⁹⁸ Ru	97.905287(7)	1.87(3)
	⁶⁶ Zn	65.9260334(10)	27.975(77)		⁹⁹ Ru	98.9059393(22)	12.76(14)
	⁶⁷ Zn	66.9271273(10)	4.102(21)		¹⁰⁰ Ru	99.9042195(22)	12.60(7)
	⁶⁸ Zn	67.9248442(10)	19.024(123)		¹⁰¹ Ru	100.9055821(22)	17.06(2)
	⁷⁰ Zn	69.9253193(21)	0.631(9)		¹⁰² Ru	101.9043493(22)	31.55(14)
31	⁶⁷ Ga	66.9282017(14)			¹⁰⁴ Ru	103.905433(3)	18.62(27)
	⁶⁸ Ga	67.9279801(16)			¹⁰⁶ Ru	105.907329(8)	
	⁶⁹ Ga	68.9255736(13)	60.108(9)	45	¹⁰³ Rh	102.905504(3)	100
	⁷¹ Ga	70.9247013(11)	39.892(9)	46	¹⁰² Pd	101.905609(3)	1.02(1)
32	⁶⁸ Ge	67.928094(7)			¹⁰⁴ Pd	103.904036(4)	11.14(8)
	⁷⁰ Ge	69.9242474(11)	20.38(18)		¹⁰⁵ Pd	104.905085(4)	22.33(8)
	⁷² Ge	71.9220758(18)	27.31(26)		¹⁰⁶ Pd	105.903486(4)	27.33(3)
	⁷³ Ge	72.9234589(18)	7.76(8)		¹⁰⁸ Pd	107.903892(4)	26.46(9)
	⁷⁴ Ge	73.9211778(18)	36.72(15)		¹¹⁰ Pd	109.905153(12)	11.72(9)
	⁷⁶ Ge	75.9214026(18)	7.83(7)	47	¹⁰⁷ Ag	106.905097(5)	51.839(8)
33	⁷⁵ As	74.9215965(20)	100		¹⁰⁹ Ag	108.904752(3)	48.161(8)
34	⁷⁴ Se	73.9224764(18)	0.89(4)	48	¹⁰⁶ Cd	105.906459(6)	1.25(6)
	⁷⁵ Se	74.9225234(18)			¹⁰⁸ Cd	107.904184(6)	0.89(3)
	⁷⁶ Se	75.9192136(18)	9.37(29)		¹¹⁰ Cd	109.9030021(29)	12.49(18)
	⁷⁷ Se	76.9199140(18)	7.63(16)		¹¹¹ Cd	110.9041781(29)	12.80(12)
	⁷⁸ Se	77.9173091(18)	23.77(28)		¹¹² Cd	111.9027578(29)	24.13(21)
	⁷⁹ Se	78.9184991(18)			¹¹³ Cd	112.9044017(29)	12.22(12)
	⁸⁰ Se	79.9165213(21)	49.61(41)		¹¹⁴ Cd	113.9033585(29)	28.73(42)
	⁸² Se	81.9166994(22)	8.73(22)		¹¹⁶ Cd	115.904756(3)	7.49(18)
35	⁷⁹ Br	78.9183371(22)	50.69(7)	49	¹¹¹ In	110.905103(5)	
	⁸¹ Br	80.9162906(21)	49.31(7)		¹¹³ In	112.904058(3)	4.29(5)
36	⁷⁸ Kr	77.9203648(12)	0.355(3)		¹¹⁵ In	114.903878(5)	95.71(5)
	⁸⁰ Kr	79.9163790(16)	2.286(10)	50	¹¹² Sn	111.904818(5)	0.97(1)
	⁸² Kr	81.9134836(19)	11.593(31)		¹¹³ Sn	112.905171(4)	
	⁸³ Kr	82.914136(3)	11.500(19)		¹¹⁴ Sn	113.902779(3)	0.66(1)
	⁸⁴ Kr	83.911507(3)	56.987(15)		¹¹⁵ Sn	114.903342(3)	0.34(1)
	⁸⁶ Kr	85.91061073(11)	17.279(41)		¹¹⁶ Sn	115.901741(3)	14.54(9)
37	⁸⁵ Rb	84.911789738(12)	72.17(2)		¹¹⁷ Sn	116.902952(3)	7.68(7)
	⁸⁶ Rb	85.91116742(21)			¹¹⁸ Sn	117.901603(3)	24.22(9)
	⁸⁷ Rb	86.909180527(13)	27.83(2)		¹¹⁹ Sn	118.903308(3)	8.59(4)
38	⁸⁴ Sr	83.913425(3)	0.56(1)		¹²⁰ Sn	119.9021947(27)	32.58(9)
	⁸⁵ Sr	84.912933(3)			¹²² Sn	121.9034390(29)	4.63(3)
	⁸⁶ Sr	85.9092602(12)	9.86(1)		¹²⁴ Sn	123.9052739(15)	5.79(5)
	⁸⁷ Sr	86.9088771(12)	7.00(1)	51	¹²¹ Sb	120.9038157(24)	57.21(5)
	⁸⁸ Sr	87.9056121(12)	82.58(1)		¹²³ Sb	122.9042140(22)	42.79(5)
	⁸⁹ Sr	88.9074507(12)		52	¹²⁰ Te	119.904020(10)	0.09(1)
	⁹⁰ Sr	89.907738(3)			¹²² Te	121.9030439(16)	2.55(12)
39	⁸⁹ Y	88.9058483(27)	100		¹²³ Te	122.9042700(16)	0.89(3)
40	⁹⁰ Zr	89.9047044(25)	51.45(40)		¹²⁴ Te	123.9028179(16)	4.74(14)
	⁹¹ Zr	90.9056458(25)	11.22(5)		¹²⁵ Te	124.9044307(16)	7.07(15)
	⁹² Zr	91.9050408(25)	17.15(8)		¹²⁶ Te	125.9033117(16)	18.84(25)
	⁹⁴ Zr	93.9063152(26)	17.38(28)		¹²⁸ Te	127.9044631(19)	31.74(8)

Z	Isotope	Mass in u	Abundance in %	Z	Isotope	Mass in u	Abundance in %	
53	¹³⁰ Te	129.9062244(21)	34.08(62)	65	¹⁵⁸ Gd	157.9241039(27)	24.84(7)	
	¹²³ I	122.905589(4)			¹⁶⁰ Gd	159.9270541(27)	21.86(19)	
	¹²⁵ I	124.9046302(16)			¹⁵⁹ Tb	158.9253468(27)	100	
	¹²⁷ I	126.904473(4)	100		¹⁵⁶ Dy	155.924283(7)	0.056(3)	
	¹²⁹ I	128.904988(3)			¹⁵⁸ Dy	157.924409(4)	0.095(3)	
54	¹³¹ I	130.9061246(12)			¹⁶⁰ Dy	159.9251975(27)	2.329(18)	
	¹²⁴ Xe	123.9058930(20)	0.0952(3)		¹⁶¹ Dy	160.9269334(27)	18.889(42)	
	¹²⁶ Xe	125.904274(7)	0.0890(2)		¹⁶² Dy	161.9267984(27)	25.475(36)	
	¹²⁸ Xe	127.9035313(15)	1.9102(8)		¹⁶³ Dy	162.9287312(27)	24.896(42)	
	¹²⁹ Xe	128.9047794(8)	26.4006(82)		¹⁶⁴ Dy	163.9291748(27)	28.260(54)	
	¹³⁰ Xe	129.9035080(8)	4.0710(13)		67	¹⁶⁵ Ho	164.9303221(27)	100
	¹³¹ Xe	130.9050824(10)	21.2324(30)			¹⁶² Er	161.928778(4)	0.139(5)
	¹³² Xe	131.9041535(10)	26.9086(33)			¹⁶⁴ Er	163.929200(3)	1.601(3)
¹³⁴ Xe	133.9053945(9)	10.4357(21)	¹⁶⁶ Er			165.9302931(27)	33.503(36)	
¹³⁶ Xe	135.907219(8)	8.8573(44)	¹⁶⁷ Er			166.9320482(27)	22.869(9)	
55	¹²⁹ Cs	128.906064(5)		¹⁶⁸ Er		167.9323702(27)	26.978(18)	
	¹³³ Cs	132.905451933(24)	100	¹⁷⁰ Er		169.9354643(30)	14.910(36)	
	¹³⁴ Cs	133.906718475(28)		69		¹⁶⁹ Tm	168.9342133(27)	100
	¹³⁶ Cs	135.9073116(20)				¹⁶⁸ Yb	167.933897(5)	0.13(1)
	56	¹³⁷ Cs	136.9070895(5)			¹⁶⁹ Yb	168.935190(5)	
¹³⁰ Ba		129.9063208(30)	0.106(1)	¹⁷⁰ Yb	169.9347618(26)	3.04(15)		
¹³² Ba		131.9050613(11)	0.101(1)	¹⁷¹ Yb	170.9363258(26)	14.28(57)		
¹³³ Ba		132.9060075(11)		¹⁷² Yb	171.9363815(26)	21.83(67)		
¹³⁴ Ba		133.9045084(4)	2.417(18)	¹⁷³ Yb	172.9382108(26)	16.13(27)		
¹³⁵ Ba		134.9056886(4)	6.592(12)	¹⁷⁴ Yb	173.9388621(26)	31.83(92)		
¹³⁶ Ba		135.9045759(4)	7.854(24)	¹⁷⁶ Yb	175.9425717(28)	12.76(41)		
¹³⁷ Ba		136.9058274(5)	11.232(24)	71	¹⁷⁵ Lu	174.9407718(23)	97.41(2)	
¹³⁸ Ba		137.9052472(5)	71.698(42)		¹⁷⁶ Lu	175.9426863(23)	2.59(2)	
57		¹⁴⁰ Ba	139.910605(9)		72	¹⁷⁴ Hf	173.940046(3)	0.16(1)
	¹³⁸ La	137.907112(4)	0.090(1)	¹⁷⁶ Hf		175.9414086(24)	5.26(7)	
	¹³⁹ La	138.9063533(26)	99.910(1)	¹⁷⁷ Hf	176.9432207(23)	18.60(9)		
58	¹³⁶ Ce	135.907172(14)	0.185(2)	¹⁷⁸ Hf	177.9436988(23)	27.28(7)		
	¹³⁸ Ce	137.905991(11)	0.251(2)	¹⁷⁹ Hf	178.9458161(23)	13.62(2)		
	¹⁴⁰ Ce	139.9054387(26)	88.450(51)	¹⁸⁰ Hf	179.9465500(23)	35.08(16)		
	¹⁴¹ Ce	140.9082763(26)		73	¹⁸⁰ Ta	179.9474648(24)	0.012(2)	
	¹⁴² Ce	141.909244(3)	11.114(51)		¹⁸¹ Ta	180.9479958(19)	99.988(2)	
	¹⁴⁴ Ce	143.913647(4)		74	¹⁸⁰ W	179.946704(4)	0.12(1)	
59	¹⁴¹ Pr	140.9076528(26)	100		¹⁸² W	181.9482042(9)	26.50(16)	
	¹⁴² Nd	141.9077233(25)	27.2(5)		¹⁸³ W	182.9502230(9)	14.31(4)	
60	¹⁴³ Nd	142.9098143(25)	12.2(2)		¹⁸⁴ W	183.9509312(9)	30.64(2)	
	¹⁴⁴ Nd	143.9100873(25)	23.8(3)		¹⁸⁶ W	185.9543641(19)	28.43(19)	
	¹⁴⁵ Nd	144.9125736(25)	8.3(1)		75	¹⁸⁵ Re	184.9529550(13)	37.40(2)
	¹⁴⁶ Nd	145.9131169(25)	17.2(3)			¹⁸⁷ Re	186.9557531(15)	62.60(2)
	¹⁴⁸ Nd	147.916893(3)	5.7(1)		76	¹⁸⁴ Os	183.9524891(14)	0.02(1)
	¹⁵⁰ Nd	149.920891(3)	5.6(2)			¹⁸⁶ Os	185.9538382(15)	1.59(3)
	61	¹⁴⁵ Pm	144.912749(3)				¹⁸⁷ Os	186.9557505(15)
		¹⁴⁷ Pm	146.9151385(26)			¹⁸⁸ Os	187.9558382(15)	13.24(8)
¹⁴⁴ Sm		143.911999(3)	3.07(7)	¹⁸⁹ Os		188.9581475(16)	16.15(5)	
62	¹⁴⁷ Sm	146.9148979(26)	14.99(18)	¹⁹⁰ Os		189.9584470(16)	26.26(2)	
	¹⁴⁸ Sm	147.9148227(26)	11.24(10)	¹⁹² Os		191.9614807(27)	40.78(19)	
	¹⁴⁹ Sm	148.9171847(26)	13.82(7)	77		¹⁹¹ Ir	190.9605940(18)	37.3(2)
	¹⁵⁰ Sm	149.9172755(26)	7.38(1)			¹⁹³ Ir	192.9629264(18)	62.7(2)
	¹⁵² Sm	151.9197324(27)	26.75(16)	78		¹⁹⁰ Pt	189.959932(6)	0.014(1)
	¹⁵⁴ Sm	153.9222093(27)	22.75(29)		¹⁹² Pt	191.9610380(27)	0.782(7)	
	63	¹⁵¹ Eu	150.9198502(26)		47.81(6)	¹⁹⁴ Pt	193.9626803(9)	32.967(99)
		¹⁵³ Eu	152.9212303(26)		52.19(6)	¹⁹⁵ Pt	194.9647911(9)	33.832(10)
¹⁵² Gd		151.9197910(27)	0.20(1)		¹⁹⁶ Pt	195.9649515(9)	25.242(41)	
64	¹⁵⁴ Gd	153.9208656(27)	2.18(3)		¹⁹⁸ Pt	197.967893(3)	7.163(55)	
	¹⁵⁵ Gd	154.9226220(27)	14.80(12)		79	¹⁹⁷ Au	196.9665687(6)	100
	¹⁵⁶ Gd	155.9221227(27)	20.47(9)			¹⁹⁸ Au	197.9682423(6)	
	¹⁵⁷ Gd	156.9239601(27)	15.65(2)	80	¹⁹⁶ Hg	195.965833(3)	0.15(1)	

Z	Isotope	Mass in u	Abundance in %	Z	Isotope	Mass in u	Abundance in %
	¹⁹⁷ Hg	196.967213(3)			²³⁶ U	236.0455680(20)	
	¹⁹⁸ Hg	197.9667690(4)	9.97(20)		²³⁸ U	238.0507882(20)	99.2742(10)
	¹⁹⁹ Hg	198.9682799(4)	16.87(22)	93	²³⁷ Np	237.0481734(20)	
	²⁰⁰ Hg	199.9683260(4)	23.10(19)		²³⁹ Np	239.0529390(22)	
	²⁰¹ Hg	200.9703023(6)	13.18(9)	94	²³⁸ Pu	238.0495599(20)	
	²⁰² Hg	201.9706430(6)	29.86(26)		²³⁹ Pu	239.0521634(20)	
	²⁰³ Hg	202.9728725(18)			²⁴⁰ Pu	240.0538135(20)	
	²⁰⁴ Hg	203.9734939(4)	6.87(15)		²⁴¹ Pu	241.0568515(20)	
81	²⁰¹ Tl	200.970819(16)			²⁴² Pu	242.0587426(20)	
	²⁰³ Tl	202.9723442(14)	29.52(1)		²⁴⁴ Pu	244.064204(5)	
	²⁰⁵ Tl	204.9744275(14)	70.48(1)	95	²⁴¹ Am	241.0568291(20)	
82	²⁰⁴ Pb	203.9730436(13)	1.4(1)		²⁴³ Am	243.0613811(25)	
	²⁰⁶ Pb	205.9744653(13)	24.1(1)	96	²⁴³ Cm	243.0613891(22)	
	²⁰⁷ Pb	206.9758969(13)	22.1(1)		²⁴⁴ Cm	244.0627526(20)	
	²⁰⁸ Pb	207.9766521(13)	52.4(1)		²⁴⁵ Cm	245.0654912(22)	
	²¹⁰ Pb	209.9841885(16)			²⁴⁶ Cm	246.0672237(22)	
83	²⁰⁷ Bi	206.9784707(26)			²⁴⁷ Cm	247.070354(5)	
	²⁰⁹ Bi	208.9803987(16)	100		²⁴⁸ Cm	248.072349(5)	
84	²⁰⁹ Po	208.9824304(20)		97	²⁴⁷ Bk	247.070307(6)	
	²¹⁰ Po	209.9828737(13)			²⁴⁹ Bk	249.0749867(28)	
85	²¹⁰ At	209.987148(8)		98	²⁴⁹ Cf	249.0748535(24)	
	²¹¹ At	210.9874963(30)			²⁵⁰ Cf	250.0764061(22)	
86	²¹¹ Rn	210.990601(7)			²⁵¹ Cf	251.079587(5)	
	²²⁰ Rn	220.0113940(24)			²⁵² Cf	252.081626(5)	
	²²² Rn	222.0175777(25)		99	²⁵² Es	252.082980(50)	
87	²²³ Fr	223.0197359(26)		100	²⁵⁷ Fm	257.095105(7)	
88	²²³ Ra	223.0185022(27)		101	²⁵⁶ Md	256.094060(60)	
	²²⁴ Ra	224.0202118(24)			²⁵⁸ Md	258.098431(5)	
	²²⁶ Ra	226.0254098(25)		102	²⁵⁹ No	259.10103(11)*	
	²²⁸ Ra	228.0310703(26)		103	²⁶² Lr	262.10963(22)*	
89	²²⁷ Ac	227.0277521(26)		104	²⁶¹ Rf	261.108770(30)*	
90	²²⁸ Th	228.0287411(24)		105	²⁶² Db	262.11408(20)*	
	²³⁰ Th	230.0331338(19)		106	²⁶³ Sg	263.11832(13)*	
	²³² Th	232.0380553(21)	100	107	²⁶⁴ Bh	264.12460(30)*	
91	²³¹ Pa	231.0358840(24)	100	108	²⁶⁵ Hs	265.13009(15)*	
92	²³³ U	233.0396352(29)		109	²⁶⁸ Mt	268.13873(34)*	
	²³⁴ U	234.0409521(20)	0.0054(5)	110	²⁸¹ Ds	281.16206(78)*	
	²³⁵ U	235.0439299(20)	0.7204(6)	111	²⁷² Rg	273.15362(36)*	

ELECTRON CONFIGURATION AND IONIZATION ENERGY OF NEUTRAL ATOMS IN THE GROUND STATE

William C. Martin

The ground state electron configuration, ground level, and ionization energy of the elements hydrogen through rutherfordium are listed in this table. The electron configurations of elements heavier than neon are shortened by using rare-gas element symbols in brackets to represent the corresponding electrons. See the references for details of the notation for Pa, U, and Np. Ionization energies to higher states (and more precise values of the first ionization energy for certain elements) may be found in the table "Ionization Energies of Atoms and Atomic Ions" in Section 10 of this *Handbook*.

References

1. Martin, W. C., Musgrove, A., Kotochigova, S., and Sansonetti, J. E., NIST Physical Reference Data Web Site, <<http://physics.nist.gov/PhysRefData/IonEnergy/ionEnergy.html>>, October 2004.
2. Martin, W. C., and Wiese, W. L., "Atomic Spectroscopy", in *Atomic, Molecular, & Optical Physics Handbook*, ed. by G.W.F. Drake (AIP, Woodbury, NY, 1996) Chapter 10, pp. 135-153.

Z	Element	Ground-state configuration	Ground level	Ionization energy (eV)	
1	H	Hydrogen	1s	$^2S_{1/2}$	13.5984
2	He	Helium	1s ²	1S_0	24.5874
3	Li	Lithium	1s ² 2s	$^2S_{1/2}$	5.3917
4	Be	Beryllium	1s ² 2s ²	1S_0	9.3227
5	B	Boron	1s ² 2s ² 2p	$^2P_{1/2}^o$	8.2980
6	C	Carbon	1s ² 2s ² 2p ²	3P_0	11.2603
7	N	Nitrogen	1s ² 2s ² 2p ³	$^4S_{3/2}^o$	14.5341
8	O	Oxygen	1s ² 2s ² 2p ⁴	3P_2	13.6181
9	F	Fluorine	1s ² 2s ² 2p ⁵	$^2P_{3/2}^o$	17.4228
10	Ne	Neon	1s ² 2s ² 2p ⁶	1S_0	21.5645
11	Na	Sodium	[Ne] 3s	$^2S_{1/2}$	5.1391
12	Mg	Magnesium	[Ne] 3s ²	1S_0	7.6462
13	Al	Aluminum	[Ne] 3s ² 3p	$^2P_{1/2}^o$	5.9858
14	Si	Silicon	[Ne] 3s ² 3p ²	3P_0	8.1517
15	P	Phosphorus	[Ne] 3s ² 3p ³	$^4S_{3/2}^o$	10.4867
16	S	Sulfur	[Ne] 3s ² 3p ⁴	3P_2	10.3600
17	Cl	Chlorine	[Ne] 3s ² 3p ⁵	$^2P_{3/2}^o$	12.9676
18	Ar	Argon	[Ne] 3s ² 3p ⁶	1S_0	15.7596
19	K	Potassium	[Ar] 4s	$^2S_{1/2}$	4.3407
20	Ca	Calcium	[Ar] 4s ²	1S_0	6.1132
21	Sc	Scandium	[Ar] 3d 4s ²	$^2D_{3/2}$	6.5615
22	Ti	Titanium	[Ar] 3d ² 4s ²	3F_2	6.8281
23	V	Vanadium	[Ar] 3d ³ 4s ²	$^4F_{3/2}$	6.7462
24	Cr	Chromium	[Ar] 3d ⁵ 4s	7S_3	6.7665
25	Mn	Manganese	[Ar] 3d ⁵ 4s ²	$^6S_{5/2}$	7.4340
26	Fe	Iron	[Ar] 3d ⁶ 4s ²	5D_4	7.9024
27	Co	Cobalt	[Ar] 3d ⁷ 4s ²	$^4F_{9/2}$	7.8810
28	Ni	Nickel	[Ar] 3d ⁸ 4s ²	3F_4	7.6398
29	Cu	Copper	[Ar] 3d ¹⁰ 4s	$^2S_{1/2}$	7.7264
30	Zn	Zinc	[Ar] 3d ¹⁰ 4s ²	1S_0	9.3942
31	Ga	Gallium	[Ar] 3d ¹⁰ 4s ² 4p	$^2P_{1/2}^o$	5.9993
32	Ge	Germanium	[Ar] 3d ¹⁰ 4s ² 4p ²	3P_0	7.8994
33	As	Arsenic	[Ar] 3d ¹⁰ 4s ² 4p ³	$^4S_{3/2}^o$	9.7886
34	Se	Selenium	[Ar] 3d ¹⁰ 4s ² 4p ⁴	3P_2	9.7524
35	Br	Bromine	[Ar] 3d ¹⁰ 4s ² 4p ⁵	$^2P_{3/2}^o$	11.8138
36	Kr	Krypton	[Ar] 3d ¹⁰ 4s ² 4p ⁶	1S_0	13.9996
37	Rb	Rubidium	[Kr] 5s	$^2S_{1/2}$	4.1771
38	Sr	Strontium	[Kr] 5s ²	1S_0	5.6949
39	Y	Yttrium	[Kr] 4d 5s ²	$^2D_{3/2}$	6.2173
40	Zr	Zirconium	[Kr] 4d ² 5s ²	3F_2	6.6339
41	Nb	Niobium	[Kr] 4d ⁴ 5s	$^6D_{1/2}$	6.7589
42	Mo	Molybdenum	[Kr] 4d ⁵ 5s	7S_3	7.0924
43	Tc	Technetium	[Kr] 4d ⁵ 5s ²	$^6S_{5/2}$	7.28
44	Ru	Ruthenium	[Kr] 4d ⁷ 5s	5F_5	7.3605

Z	Element	Ground-state configuration	Ground level	Ionization energy (eV)	
45	Rh	Rhodium	[Kr] $4d^8 5s$	$^4F_{9/2}$	7.4589
46	Pd	Palladium	[Kr] $4d^{10}$	1S_0	8.3369
47	Ag	Silver	[Kr] $4d^{10} 5s$	$^2S_{1/2}$	7.5762
48	Cd	Cadmium	[Kr] $4d^{10} 5s^2$	1S_0	8.9938
49	In	Indium	[Kr] $4d^{10} 5s^2 5p$	$^2P_{1/2}$	5.7864
50	Sn	Tin	[Kr] $4d^{10} 5s^2 5p^2$	3P_0	7.3439
51	Sb	Antimony	[Kr] $4d^{10} 5s^2 5p^3$	$^4S_{3/2}$	8.6084
52	Te	Tellurium	[Kr] $4d^{10} 5s^2 5p^4$	3P_2	9.0096
53	I	Iodine	[Kr] $4d^{10} 5s^2 5p^5$	$^2P_{3/2}^o$	10.4513
54	Xe	Xenon	[Kr] $4d^{10} 5s^2 5p^6$	1S_0	12.1298
55	Cs	Cesium	[Xe] $6s$	$^2S_{1/2}$	3.8939
56	Ba	Barium	[Xe] $6s^2$	1S_0	5.2117
57	La	Lanthanum	[Xe] $5d 6s^2$	$^2D_{3/2}$	5.5769
58	Ce	Cerium	[Xe] $4f 5d 6s^2$	$^1G_4^o$	5.5387
59	Pr	Praseodymium	[Xe] $4f^6 6s^2$	$^4I_{9/2}^o$	5.473
60	Nd	Neodymium	[Xe] $4f^6 6s^2$	5I_4	5.5250
61	Pm	Promethium	[Xe] $4f^6 6s^2$	$^6H_{5/2}^o$	5.582
62	Sm	Samarium	[Xe] $4f^6 6s^2$	7F_0	5.6437
63	Eu	Europium	[Xe] $4f^7 6s^2$	$^8S_{7/2}^o$	5.6704
64	Gd	Gadolinium	[Xe] $4f^7 5d 6s^2$	$^9D_2^o$	6.1498
65	Tb	Terbium	[Xe] $4f^7 6s^2$	$^6H_{15/2}^o$	5.8638
66	Dy	Dysprosium	[Xe] $4f^{10} 6s^2$	5I_8	5.9389
67	Ho	Holmium	[Xe] $4f^{11} 6s^2$	$^4I_{15/2}^o$	6.0215
68	Er	Erbium	[Xe] $4f^{12} 6s^2$	3H_6	6.1077
69	Tm	Thulium	[Xe] $4f^{13} 6s^2$	$^2F_{7/2}^o$	6.1843
70	Yb	Ytterbium	[Xe] $4f^{14} 6s^2$	1S_0	6.2542
71	Lu	Lutetium	[Xe] $4f^{14} 5d 6s^2$	$^2D_{3/2}$	5.4259
72	Hf	Hafnium	[Xe] $4f^{14} 5d^2 6s^2$	3F_2	6.8251
73	Ta	Tantalum	[Xe] $4f^{14} 5d^3 6s^2$	$^4F_{3/2}$	7.5496
74	W	Tungsten	[Xe] $4f^{14} 5d^4 6s^2$	5D_0	7.8640
75	Re	Rhenium	[Xe] $4f^{14} 5d^5 6s^2$	$^6S_{5/2}^o$	7.8335
76	Os	Osmium	[Xe] $4f^{14} 5d^6 6s^2$	5D_4	8.4382
77	Ir	Iridium	[Xe] $4f^{14} 5d^7 6s^2$	$^4F_{9/2}$	8.9670
78	Pt	Platinum	[Xe] $4f^{14} 5d^9 6s$	3D_3	8.9588
79	Au	Gold	[Xe] $4f^{14} 5d^{10} 6s$	$^2S_{1/2}$	9.2255
80	Hg	Mercury	[Xe] $4f^{14} 5d^{10} 6s^2$	1S_0	10.4375
81	Tl	Thallium	[Xe] $4f^{14} 5d^{10} 6s^2 6p$	$^2P_{1/2}$	6.1082
82	Pb	Lead	[Xe] $4f^{14} 5d^{10} 6s^2 6p^2$	3P_0	7.4167
83	Bi	Bismuth	[Xe] $4f^{14} 5d^{10} 6s^2 6p^3$	$^4S_{3/2}$	7.2855
84	Po	Polonium	[Xe] $4f^{14} 5d^{10} 6s^2 6p^4$	3P_2	8.414
85	At	Astatine	[Xe] $4f^{14} 5d^{10} 6s^2 6p^5$	$^2P_{3/2}^o$	
86	Rn	Radon	[Xe] $4f^{14} 5d^{10} 6s^2 6p^6$	1S_0	10.7485
87	Fr	Francium	[Rn] $7s$	$^2S_{1/2}$	4.0727
88	Ra	Radium	[Rn] $7s^2$	1S_0	5.2784
89	Ac	Actinium	[Rn] $6d 7s^2$	$^2D_{3/2}$	5.17
90	Th	Thorium	[Rn] $6d^2 7s^2$	3F_2	6.3067
91	Pa	Protactinium	[Rn] $5f^2(^3H_4) 6d 7s^2$	$(4,3/2)_{11/2}$	5.89
92	U	Uranium	[Rn] $5f^6(^4I_{9/2}^o) 6d 7s^2$	$(9/2,3/2)_6^o$	6.1941
93	Np	Neptunium	[Rn] $5f^6(^6I_4) 6d 7s^2$	$(4,3/2)_{11/2}$	6.2657
94	Pu	Plutonium	[Rn] $5f^6 7s^2$	7F_0	6.0260
95	Am	Americium	[Rn] $5f^7 7s^2$	$^8S_{7/2}^o$	5.9738
96	Cm	Curium	[Rn] $5f^7 6d 7s^2$	$^9D_2^o$	5.9914
97	Bk	Berkelium	[Rn] $5f^9 7s^2$	$^6H_{15/2}^o$	6.1979
98	Cf	Californium	[Rn] $5f^{10} 7s^2$	5I_8	6.2817
99	Es	Einsteinium	[Rn] $5f^{11} 7s^2$	$^4I_{15/2}^o$	6.42
100	Fm	Fermium	[Rn] $5f^{12} 7s^2$	3H_6	6.50
101	Md	Mendelevium	[Rn] $5f^{13} 7s^2$	$^2F_{7/2}^o$	6.58
102	No	Nobelium	[Rn] $5f^{14} 7s^2$	1S_0	6.65
103	Lr	Lawrencium	[Rn] $5f^{14} 7s^2 7p?$	$^2P_{1/2}^o ?$	4.9?
104	Rf	Rutherfordium	[Rn] $5f^{14} 6d^2 7s^2 ?$	$^3F_2 ?$	6.0?

INTERNATIONAL TEMPERATURE SCALE OF 1990 (ITS-90)

B. W. Mangum

A new temperature scale, the International Temperature Scale of 1990 (ITS-90), was officially adopted by the Comité International des Poids et Mesures (CIPM), meeting 26–28 September 1989 at the Bureau International des Poids et Mesures (BIPM). The ITS-90 was recommended to the CIPM for its adoption following the completion of the final details of the new scale by the Comité Consultatif de Thermométrie (CCT), meeting 12–14 September 1989 at the BIPM in its 17th Session. The ITS-90 became the official international temperature scale on 1 January 1990. The ITS-90 supersedes the present scales, the International Practical Temperature Scale of 1968 (IPTS-68) and the 1976 Provisional 0.5 to 30 K Temperature Scale (EPT-76).

The ITS-90 extends upward from 0.65 K, and temperatures on this scale are in much better agreement with thermodynamic values that are those on the IPTS-68 and the EPT-76. The new scale has subranges and alternative definitions in certain ranges that greatly facilitate its use. Furthermore, its continuity, precision, and reproducibility throughout its ranges are much improved over that of the present scales. The replacement of the thermocouple with the platinum resistance thermometer at temperatures below 961.78°C resulted in the biggest improvement in reproducibility.

The ITS-90 is divided into four primary ranges:

1. Between 0.65 and 3.2 K, the ITS-90 is defined by the vapor pressure-temperature relation of ^3He , and between 1.25 and 2.1768 K (the λ point) and between 2.1768 and 5.0 K by the vapor pressure-temperature relations of ^4He . T_{90} is defined by the vapor pressure equations of the form:

$$T_{90} / \text{K} = A_0 + \sum_{i=1}^9 A_i [(\ln(p / \text{Pa}) - B) / C]^i$$

The values of the coefficients A_i , and of the constants A_0 , B , and C of the equations are given below.

2. Between 3.0 and 24.5561 K, the ITS-90 is defined in terms of a ^3He or ^4He constant volume gas thermometer (CVGT). The thermometer is calibrated at three temperatures — at the triple point of neon (24.5561 K), at the triple point of equilibrium hydrogen (13.8033 K), and at a temperature between 3.0 and 5.0 K, the value of which is determined by using either ^3He or ^4He vapor pressure thermometry.
3. Between 13.8033 K (–259.3467°C) and 1234.93 K (961.78°C), the ITS-90 is defined in terms of the specified fixed points given below, by resistance ratios of platinum resistance thermometers obtained by calibration at specified sets of the fixed points, and by reference functions and deviation functions of resistance ratios which relate to T_{90} between the fixed points.
4. Above 1234.93 K, the ITS-90 is defined in terms of Planck's radiation law, using the freezing-point temperature of either silver, gold, or copper as the reference temperature.

Full details of the calibration procedures and reference functions for various subranges are given in:

The International Temperature Scale of 1990, *Metrologia*, 27, 3, 1990; errata in *Metrologia*, 27, 107, 1990.

Defining Fixed Points of the ITS-90

Material ^a	Equilibrium state ^b	Temperature	
		T_{90} (K)	t_{90} (°C)
He	VP	3 to 5	–270.15 to –268.15
e- H_2	TP	13.8033	–259.3467
e- H_2 (or He)	VP (or CVGT)	≈17	≈ –256.15
e- H_2 (or He)	VP (or CVGT)	≈20.3	≈ –252.85
Ne ^c	TP	24.5561	–248.5939
O_2	TP	54.3584	–218.7916
Ar	TP	83.8058	–189.3442
Hg ^c	TP	234.3156	–38.8344
H_2O	TP	273.16	0.01
Ga ^c	MP	302.9146	29.7646
In ^c	FP	429.7485	156.5985
Sn	FP	505.078	231.928
Zn	FP	692.677	419.527
Al ^c	FP	933.473	660.323
Ag	FP	1234.93	961.78
Au	FP	1337.33	1064.18
Cu ^c	FP	1357.77	1084.62

^a e- H_2 indicates equilibrium hydrogen, that is, hydrogen with the equilibrium distribution of its ortho and para states. Normal hydrogen at room temperature contains 25% para hydrogen and 75% ortho hydrogen.

^b VP indicates vapor pressure point; CVGT indicates constant volume gas thermometer point; TP indicates triple point (equilibrium temperature at which the solid, liquid, and vapor phases coexist); FP indicates freezing point, and MP indicates melting point (the equilibrium temperatures at which the solid and liquid phases coexist under a pressure of 101 325 Pa, one standard atmosphere). The isotopic composition is that naturally occurring.

^c Previously, these were secondary fixed points.

Values of Coefficients in the Vapor Pressure Equations for Helium

Coef. or constant	^3He	^4He	^4He
	0.65–3.2 K	1.25–2.1768 K	2.1768–5.0 K
A_0	1.053 447	1.392 408	3.146 631
A_1	0.980 106	0.527 153	1.357 655
A_2	0.676 380	0.166 756	0.413 923
A_3	0.372 692	0.050 988	0.091 159
A_4	0.151 656	0.026 514	0.016 349
A_5	–0.002 263	0.001 975	0.001 826
A_6	0.006 596	–0.017 976	–0.004 325
A_7	0.088 966	0.005 409	–0.004 973
A_8	–0.004 770	0.013 259	0
A_9	–0.054 943	0	0
B	7.3	5.6	10.3
C	4.3	2.9	1.9

CONVERSION OF TEMPERATURES FROM THE 1948 AND 1968 SCALES TO ITS-90

This table gives temperature corrections from older scales to the current International Temperature Scale of 1990 (see the preceding table for details on ITS-90). The first part of the table may be used for converting Celsius temperatures in the range -180 to 4000°C from IPTS-68 or IPTS-48 to ITS-90. Within the accuracy of the corrections, the temperature in the first column may be identified with either t_{68} , t_{48} , or t_{90} . The second part of the table is designed for use at lower temperatures to convert values expressed in kelvins from EPT-76 or IPTS-68 to ITS-90.

The references give analytical equations for expressing these relations. Note that Reference 1 supersedes Reference 2 with respect to corrections in the 630 to 1064°C range.

References

1. Burns, G. W. et al., in *Temperature: Its Measurement and Control in Science and Industry*, Vol. 6, Schooley, J. F., Ed., American Institute of Physics, New York, 1993.
2. Goldberg, R. N. and Weir, R. D., *Pure and Appl. Chem.*, 1545, 1992.

$t/^\circ\text{C}$	$t_{90}-t_{68}$	$t_{90}-t_{48}$	$t/^\circ\text{C}$	$t_{90}-t_{68}$	$t_{90}-t_{48}$	$t/^\circ\text{C}$	$t_{90}-t_{68}$	$t_{90}-t_{48}$	$t/^\circ\text{C}$	$t_{90}-t_{68}$	$t_{90}-t_{48}$
-180	0.008	0.020	290	-0.039	0.032	760	0.04	0.60	2400	-1.00	3.2
-170	0.010	0.017	300	-0.039	0.034	770	0.05	0.63	2500	-1.07	3.4
-160	0.012	0.007	310	-0.039	0.035	780	0.05	0.66	2600	-1.15	3.7
-150	0.013	0.000	320	-0.039	0.036	790	0.05	0.69	2700	-1.24	3.8
-140	0.014	0.001	330	-0.040	0.036	800	0.05	0.72	2800	-1.32	4.0
-130	0.014	0.008	340	-0.040	0.037	810	0.05	0.75	2900	-1.41	4.2
-120	0.014	0.017	350	-0.041	0.036	820	0.04	0.76	3000	-1.50	4.4
-110	0.013	0.026	360	-0.042	0.035	830	0.04	0.79	3100	-1.59	4.6
-100	0.013	0.035	370	-0.043	0.034	840	0.03	0.81	3200	-1.69	4.8
-90	0.012	0.041	380	-0.045	0.032	850	0.02	0.83	3300	-1.78	5.1
-80	0.012	0.045	390	-0.046	0.030	860	0.01	0.85	3400	-1.89	5.3
-70	0.011	0.045	400	-0.048	0.028	870	0.00	0.87	3500	-1.99	5.5
-60	0.010	0.042	410	-0.051	0.024	880	-0.02	0.87	3600	-2.10	5.8
-50	0.009	0.038	420	-0.053	0.022	890	-0.03	0.89	3700	-2.21	6.0
-40	0.008	0.032	430	-0.056	0.019	900	-0.05	0.90	3800	-2.32	6.3
-30	0.006	0.024	440	-0.059	0.015	910	-0.06	0.92	3900	-2.43	6.6
-20	0.004	0.016	450	-0.062	0.012	920	-0.08	0.93	4000	-2.55	6.8
-10	0.002	0.008	460	-0.065	0.009	930	-0.10	0.94			
0	0.000	0.000	470	-0.068	0.007	940	-0.11	0.96	T/K	$T_{90}-T_{76}$	$T_{90}-T_{68}$
10	-0.002	-0.006	480	-0.072	0.004	950	-0.13	0.97	5	-0.0001	
20	-0.005	-0.012	490	-0.075	0.002	960	-0.15	0.97	6	-0.0002	
30	-0.007	-0.016	500	-0.079	0.000	970	-0.16	0.99	7	-0.0003	
40	-0.010	-0.020	510	-0.083	-0.001	980	-0.18	1.00	8	-0.0004	
50	-0.013	-0.023	520	-0.087	-0.002	990	-0.19	1.02	9	-0.0005	
60	-0.016	-0.026	530	-0.090	-0.001	1000	-0.20	1.04	10	-0.0006	
70	-0.018	-0.026	540	-0.094	0.000	1010	-0.22	1.05	11	-0.0007	
80	-0.021	-0.027	550	-0.098	0.002	1020	-0.23	1.07	12	-0.0008	
90	-0.024	-0.027	560	-0.101	0.007	1030	-0.23	1.10	13	-0.0010	
100	-0.026	-0.026	570	-0.105	0.011	1040	-0.24	1.12	14	-0.0011	-0.006
110	-0.028	-0.024	580	-0.108	0.018	1050	-0.25	1.14	15	-0.0013	-0.003
120	-0.030	-0.023	590	-0.112	0.025	1060	-0.25	1.17	16	-0.0014	-0.004
130	-0.032	-0.020	600	-0.115	0.035	1070	-0.25	1.19	17	-0.0016	-0.006
140	-0.034	-0.018	610	-0.118	0.047	1080	-0.26	1.20	18	-0.0018	-0.008
150	-0.036	-0.016	620	-0.122	0.060	1090	-0.26	1.20	19	-0.0020	-0.009
160	-0.037	-0.012	630	-0.125	0.075	1100	-0.26	1.2	20	-0.0022	-0.009
170	-0.038	-0.009	640	-0.11	0.12	1200	-0.30	1.4	21	-0.0025	-0.008
180	-0.039	-0.005	650	-0.10	0.15	1300	-0.35	1.5	22	-0.0027	-0.007
190	-0.039	-0.001	660	-0.09	0.19	1400	-0.39	1.6	23	-0.0030	-0.007
200	-0.040	0.003	670	-0.07	0.24	1500	-0.44	1.8	24	-0.0032	-0.006
210	-0.040	0.007	680	-0.05	0.29	1600	-0.49	1.9	25	-0.0035	-0.005
220	-0.040	0.011	690	-0.04	0.32	1700	-0.54	2.1	26	-0.0038	-0.004
230	-0.040	0.014	700	-0.02	0.37	1800	-0.60	2.2	27	-0.0041	-0.004
240	-0.040	0.018	710	-0.01	0.41	1900	-0.66	2.3	28		-0.005
250	-0.040	0.021	720	0.00	0.45	2000	-0.72	2.5	29		-0.006
260	-0.040	0.024	730	0.02	0.49	2100	-0.79	2.7	30		-0.006
270	-0.039	0.028	740	0.03	0.53	2200	-0.85	2.9	31		-0.007
280	-0.039	0.030	750	0.03	0.56	2300	-0.93	3.1	32		-0.008

Conversion of Temperatures from the 1948 and 1968 Scales to ITS-90

T/K	$T_{90}-T_{76}$	$T_{90}-T_{68}$	T/K	$T_{90}-T_{76}$	$T_{90}-T_{68}$	T/K	$T_{90}-T_{76}$	$T_{90}-T_{68}$	T/K	$T_{90}-T_{76}$	$T_{90}-T_{68}$
33		-0.008	57		0.000	81		0.008	150		0.014
34		-0.008	58		0.001	82		0.008	160		0.014
35		-0.007	59		0.002	83		0.008	170		0.013
36		-0.007	60		0.003	84		0.008	180		0.012
37		-0.007	61		0.003	85		0.008	190		0.012
38		-0.006	62		0.004	86		0.008	200		0.011
39		-0.006	63		0.004	87		0.008	210		0.010
40		-0.006	64		0.005	88		0.008	220		0.009
41		-0.006	65		0.005	89		0.008	230		0.008
42		-0.006	66		0.006	90		0.008	240		0.007
43		-0.006	67		0.006	91		0.008	250		0.005
44		-0.006	68		0.007	92		0.008	260		0.003
45		-0.007	69		0.007	93		0.008	270		0.001
46		-0.007	70		0.007	94		0.008	273.16		0.000
47		-0.007	71		0.007	95		0.008	300		-0.006
48		-0.006	72		0.007	96		0.008	400		-0.031
49		-0.006	73		0.007	97		0.009	500		-0.040
50		-0.006	74		0.007	98		0.009	600		-0.040
51		-0.005	75		0.008	99		0.009	700		-0.055
52		-0.005	76		0.008	100		0.009	800		-0.089
53		-0.004	77		0.008	110		0.011	900		-0.124
54		-0.003	78		0.008	120		0.013			
55		-0.002	79		0.008	130		0.014			
56		-0.001	80		0.008	140		0.014			

INTERNATIONAL SYSTEM OF UNITS (SI)

The International System of Units, abbreviated as SI (from the French name *Le Système International d'Unités*), was established in 1960 by the 11th General Conference on Weights and Measures (CGPM) as the modern metric system of measurement. The core of the SI is the seven base units for the physical quantities length, mass, time, electric current, thermodynamic temperature, amount of substance, and luminous intensity. These base units are:

Base quantity	SI base unit	
	Name	Symbol
length	meter	m
mass	kilogram	kg
time	second	s
electric current	ampere	A
thermodynamic temperature	kelvin	K
amount of substance	mole	mol
luminous intensity	candela	cd

The SI base units are defined as follows:

meter: The meter is the length of the path travelled by light in vacuum during a time interval of $1/299\,792\,458$ of a second.

kilogram: The kilogram is the unit of mass; it is equal to the mass of the international prototype of the kilogram.

second: The second is the duration of 9 192 631 770 periods of the radiation corresponding to the transition between the two hyperfine levels of the ground state of the cesium 133 atom.

ampere: The ampere is that constant current which, if maintained in two straight parallel conductors of infinite length, of negligible circular cross-section, and placed 1 meter apart in vacuum, would produce between these conductors a force equal to $2 \cdot 10^{-7}$ newton per meter of length.

kelvin: The kelvin, unit of thermodynamic temperature, is the fraction $1/273.16$ of the thermodynamic temperature of the triple point of water.

mole: The mole is the amount of substance of a system which contains as many elementary entities as there are atoms in 0.012 kilogram of carbon 12. When the mole is used, the elementary entities must be specified and may be atoms, molecules, ions, electrons, other particles, or specified groups of such particles.

candela: The candela is the luminous intensity, in a given direction, of a source that emits monochromatic radiation of frequency $540 \cdot 10^{12}$ hertz and that has a radiant intensity in that direction of $1/683$ watt per steradian.

SI derived units

Derived units are units which may be expressed in terms of base units by means of the mathematical symbols of multiplication and division (and, in the case of °C, subtraction). Certain derived units have been given special names and symbols, and these special names and symbols may themselves be used in combination with those for base and other derived units to express the units of other quantities. The next table lists some examples of derived units expressed directly in terms of base units:

Physical quantity	SI derived unit	
	Name	Symbol
area	square meter	m ²
volume	cubic meter	m ³
speed, velocity	meter per second	m/s
acceleration	meter per second squared	m/s ²
wave number	reciprocal meter	m ⁻¹
density, mass density	kilogram per cubic meter	kg/m ³
specific volume	cubic meter per kilogram	m ³ /kg
current density	ampere per square meter	A/m ²
magnetic field strength	ampere per meter	A/m
concentration (of amount of substance)	mole per cubic meter	mol/m ³
luminance	candela per square meter	cd/m ²
refractive index	(the number) one	1 ^(a)

^(a) The symbol "1" is generally omitted in combination with a numerical value.

For convenience, certain derived units, which are listed in the next table, have been given special names and symbols. These names and symbols may themselves be used to express other derived units. The special names and symbols are a compact form for the expression of units that are used frequently. The final column shows how the SI units concerned may be expressed in terms of SI base units. In this column, factors such as m⁰, kg⁰ ..., which are all equal to 1, are not shown explicitly.

Physical quantity	Name	Symbol	SI derived unit expressed in terms of:	
			Other SI units	SI base units
plane angle	radian ^(a)	rad	$m \cdot m^{-1} = 1^{(b)}$	
solid angle	steradian ^(a)	sr ^(c)	$m^2 \cdot m^{-2} = 1^{(b)}$	
frequency	hertz	Hz	s ⁻¹	
force	newton	N	$m \cdot kg \cdot s^{-2}$	
pressure, stress	pascal	Pa	N/m ²	$m^{-1} \cdot kg \cdot s^{-2}$
energy, work, quantity of heat	joule	J	N · m	$m^2 \cdot kg \cdot s^{-2}$
power, radiant flux	watt	W	J/s	$m^2 \cdot kg \cdot s^{-3}$
electric charge, quantity of electricity	coulomb	C	s · A	
electric potential difference, electromotive force	volt	V	W/A	$m^2 \cdot kg \cdot s^{-3} \cdot A^{-1}$
capacitance	farad	F	C/V	$m^{-2} \cdot kg^{-1} \cdot s^4 \cdot A^2$
electric resistance	ohm	Ω	V/A	$m^2 \cdot kg \cdot s^{-3} \cdot A^{-2}$
electric conductance	siemens	S	A/V	$m^{-2} \cdot kg^{-1} \cdot s^3 \cdot A^2$
magnetic flux	weber	Wb	V · s	$m^2 \cdot kg \cdot s^{-2} \cdot A^{-1}$

magnetic flux density	tesla	T	Wb/m ²	kg · s ⁻² · A ⁻¹
inductance	henry	H	Wb/A	m ² · kg · s ⁻² · A ⁻²
Celsius temperature	degree Celsius ^(d)	°C		K
luminous flux	lumen	lm	cd · sr ^(e)	m ² · m ⁻² · cd = cd
illuminance	lux	lx	lm/m ²	m ² · m ⁻⁴ · cd = m ⁻² · cd
activity (of a radionuclide)	becquerel	Bq		s ⁻¹
absorbed dose, specific energy (imparted), kerma	gray	Gy	J/kg	m ² · s ⁻²
dose equivalent, ambient dose equivalent, directional dose equivalent, personal dose equivalent, organ equivalent dose	sievert	Sv	J/kg	m ² · s ⁻²
catalytic activity	katal	kat		s ⁻¹ · mol

^(a) The radian and steradian may be used with advantage in expressions for derived units to distinguish between quantities of different nature but the same dimension. Some examples of their use in forming derived units are given in the next table.

^(b) In practice, the symbols rad and sr are used where appropriate, but the derived unit “1” is generally omitted in combination with a numerical value.

^(c) In photometry, the name steradian and the symbol sr are usually retained in expressions for units.

^(d) It is common practice to express a thermodynamic temperature, symbol T , in terms of its difference from the reference temperature $T_0 = 273.15$ K. The numerical value of a Celsius temperature t expressed in degrees Celsius is given by $t/°C = T/K - 273.15$. The unit °C may be used in combination with SI prefixes, e.g., millidegree Celsius, m°C. Note that there should never be a space between the ° sign and the letter C, and that the symbol for kelvin is K, not °K.

The SI derived units with special names may be used in combinations to provide a convenient way to express more complex physical quantities. Examples are given in the next table:

Physical Quantity	SI derived unit		
	Name	Symbol	As SI base units
dynamic viscosity	pascal second	Pa · s	m ⁻¹ · kg · s ⁻¹
moment of force	newton meter	N · m	m ² · kg · s ⁻²
surface tension	newton per meter	N/m	kg · s ⁻²
angular velocity	radian per second	rad/s	m · m ⁻¹ · s ⁻¹ = s ⁻¹
angular acceleration	radian per second squared	rad/s ²	m · m ⁻¹ · s ⁻² = s ⁻²
heat flux density, irradiance	watt per square meter	W/m ²	kg · s ⁻³
heat capacity, entropy	joule per kelvin	J/K	m ⁻³ · kg · s ⁻² · K ⁻¹
specific heat capacity, specific entropy	joule per kilogram kelvin	J/(kg · K)	m ² · s ⁻² · K ⁻¹
specific energy	joule per kilogram	J/kg	m ² · s ⁻²
thermal conductivity	watt per meter kelvin	W/(m · K)	m · kg · s ⁻³ · K ⁻¹
energy density	joule per cubic meter	J/m ³	m ⁻¹ · kg · s ⁻²
electric field strength	volt per meter	V/m	m · kg · s ⁻³ · A ⁻¹
electric charge density	coulomb per cubic meter	C/m ³	m ⁻³ · s · A
electric flux density	coulomb per square meter	C/m ²	m ⁻² · s · A
permittivity	farad per meter	F/m	m ⁻³ · kg ⁻¹ · s ⁴ · A ²
permeability	henry per meter	H/m	m · kg · s ⁻² · A ⁻²
molar energy	joule per mole	J/mol	m ² · kg · s ⁻² · mol ⁻¹
molar entropy, molar heat capacity	joule per mole kelvin	J/(mol · K)	m ² · kg · s ⁻² · K ⁻¹ · mol ⁻¹
exposure (x and γ rays)	coulomb per kilogram	C/kg	kg ⁻¹ · s · A
absorbed dose rate	gray per second	Gy/s	m ² · s ⁻³
radiant intensity	watt per steradian	W/sr	m ⁴ · m ⁻² · kg · s ⁻³ = m ² · kg · s ⁻³
radiance	watt per square meter steradian	W/(m ² · sr)	m ² · m ⁻² · kg · s ⁻³ = kg · s ⁻³
catalytic (activity) concentration	katal per cubic meter	kat/m ³	m ⁻³ · s ⁻¹ · mol

In practice, with certain quantities preference is given to the use of certain special unit names, or combinations of unit

names, in order to facilitate the distinction between different quantities having the same dimension. For example, the SI unit of frequency is designated the hertz, rather than the reciprocal second, and the SI unit of angular velocity is designated the radian per second rather than the reciprocal second (in this case retaining the word radian emphasizes that angular velocity is equal to 2π times the rotational frequency). Similarly the SI unit of moment of force is designated the newton meter rather than the joule.

In the field of ionizing radiation, the SI unit of activity is designated the becquerel rather than the reciprocal second, and the SI units of absorbed dose and dose equivalent the gray and sievert, respectively, rather than the joule per kilogram. In the field of catalysis, the SI unit of catalytic activity is designated the katal rather than the mole per second. The special names becquerel, gray, sievert, and katal were specifically introduced because of the dangers to human health which might arise from mistakes involving the units reciprocal second, joule per kilogram and mole per second.

Units for dimensionless quantities, quantities of dimension one

Certain quantities are defined as the ratios of two quantities of the same kind, and thus have a dimension which may be expressed by the number one. The unit of such quantities is necessarily a derived unit coherent with the other units of the SI and, since it is formed as the ratio of two identical SI units, the unit also may be expressed by the number one. Thus the SI unit of all quantities having the dimensional product one is the number one. Examples of such quantities are refractive index, relative permeability, and friction factor. Other quantities having the unit 1 include “characteristic numbers” like the Prandtl number and numbers which represent a count, such as a number of molecules, degeneracy (number of energy levels), and partition function in statistical thermodynamics. All of these quantities are described as being dimensionless, or of dimension one, and have the coherent SI unit 1. Their values are simply expressed as numbers and, in general, the unit 1 is not explicitly shown. In a few cases, however, a special name is given to this unit, mainly to avoid confusion between some compound derived units. This is the case for the radian, steradian and neper.

SI prefixes

The following prefixes have been approved by the CGPM for use with SI units. Only one prefix may be used before a unit. Thus 10^{-12} farad should be designated pF, not $\mu\mu\text{F}$.

Factor	Name	Symbol	Factor	Name	Symbol
10^{24}	yotta	Y	10^{-1}	deci	d
10^{21}	zetta	Z	10^{-2}	centi	c
10^{18}	exa	E	10^{-3}	milli	m
10^{15}	peta	P	10^{-6}	micro	μ
10^{12}	tera	T	10^{-9}	nano	n
10^9	giga	G	10^{-12}	pico	p
10^6	mega	M	10^{-15}	femto	f
10^3	kilo	k	10^{-18}	atto	a
10^2	hecto	h	10^{-21}	zepto	z
10^1	deka	da	10^{-24}	yocto	y

The kilogram

Among the base units of the International System, the unit of mass is the only one whose name, for historical reasons, contains a prefix. Names and symbols for decimal multiples and submultiples of the unit of mass are formed by attaching prefix names to the unit name “gram” and prefix symbols to the unit symbol “g”.

Example : 10^{-6} kg = 1 mg (1 milligram) but not 1 μkg (1 microkilogram).

Units used with the SI

Many units that are not part of the SI are important and widely used in everyday life. The CGPM has adopted a classification of non-SI units: (1) units accepted for use with the SI (such as the traditional units of time and of angle); (2) units accepted for use with the SI whose values are obtained experimentally; and (3) other units currently accepted for use with the SI to satisfy the needs of special interests.

(1) Non-SI units accepted for use with the International System

Name	Symbol	Value in SI units
minute	min	1 min = 60 s
hour	h	1 h = 60 min = 3600 s
day	d	1 d = 24 h = 86 400 s
degree	$^\circ$	$1^\circ = (\pi/180)$ rad
minute	'	$1' = (1/60)^\circ = (\pi/10\,800)$ rad
second	"	$1'' = (1/60)' = (\pi/648\,000)$ rad
liter	l, L	1 L = $1\text{ dm}^3 = 10^{-3}\text{ m}^3$
metric ton	t	1 t = 10^3 kg
neper ^(a)	Np	1 Np = 1
bel ^(b)	B	1 B = $(1/2) \ln 10$ Np

^(a) The neper is used to express values of such logarithmic quantities as field level, power level, sound pressure level, and logarithmic decrement. Natural logarithms are used to obtain the numerical values of quantities expressed in nepers. The neper is coherent with the SI, but is not yet adopted by the CGPM as an SI unit. In using the neper, it is important to specify the quantity.

^(b) The bel is used to express values of such logarithmic quantities as field level, power level, sound-pressure level, and attenuation. Logarithms to base ten are used to obtain the numerical values of quantities expressed in bels. The submultiple decibel, dB, is commonly used.

(2) Non-SI units accepted for use with the International system, whose values in SI units are obtained experimentally

Name	Symbol	Value in SI Units
electronvolt ^(b)	eV	1 eV = 1.602 176 53(14) · 10^{-19} J ^(a)
dalton ^(c)	Da	1 Da = 1.660 538 86(28) · 10^{-27} kg ^(a)
unified atomic mass unit ^(c)	u	1 u = 1 Da
astronomical unit ^(d)	ua	1 ua = 1.495 978 706 91(06) · 10^{11} m ^(a)

^(a) For the electronvolt and the dalton (unified atomic mass unit), values are quoted from the 2002 CODATA set of the Fundamental Physical Constants (p. 1-1 of this Handbook). The value given for the astronomical unit is quoted from the IERS Conventions 2003 (D.D. McCarthy and G. Petit, eds., IERS Technical Note 32, Frankfurt am Main: Verlag des Bundesamts für Kartographie und Geodäsie, 200). The value of ua in meters comes from the JPL ephemerides DE403 (Standish E.M. 1995, “Report of the IAU WGAS Sub-Group on Numerical Standards”, in “Highlights of Astronomy”, Appenzler ed., pp 180-184, Kluwer Academic Publishers, Dordrecht). It has been determined in “TDB” units using Barycentric Dynamical Time TDB as a time coordinate for the barycentric system.

^(b) The electronvolt is the kinetic energy acquired by an electron in passing through a potential difference of 1 V in vacuum.

^(c) The Dalton and unified atomic mass unit are alternative names for the same unit, equal to 1/12 of the mass of an unbound atom of the nuclide ^{12}C , at rest and in its ground state. The dalton may be combined with SI prefixes to express the masses of large molecules in kilodalton, kDa, or megadalton, MDa.

^(d) The astronomical unit is a unit of length approximately equal to the mean Earth-Sun distance. It is the radius of an unperturbed circular Newtonian orbit about the Sun of a particle having infinitesimal mass, moving with a mean motion of 0.017 202 098 95 radians/day (known as the Gaussian constant).

(3) Other non-SI units currently accepted for use with the International System

Name	Symbol	Value in SI Units
nautical mile		1 nautical mile = 1852 m
knot		1 nautical mile per hour = (1852/3600) m/s
are		1 a = $1\text{ dam}^2 = 10^2\text{ m}^2$
hectare	ha	1 ha = $1\text{ hm}^2 = 10^4\text{ m}^2$
bar	bar	1 bar = 0.1 MPa = 100 kPa = 10^5 Pa
ångström	Å	1 Å = 0.1 nm = 10^{-10} m
barn	b	1 b = $100\text{ fm}^2 = 10^{-28}\text{ m}^2$

Other non-SI units

The SI does not encourage the use of cgs units, but these are frequently found in old scientific texts. The following table gives the relation of some common cgs units to SI units.

Name	Symbol	Value in SI units
erg	erg	1 erg = 10^{-7} J
dyne	dyn	1 dyn = 10^{-5} N
poise	P	1 P = 1 dyn · s/cm ² = 0.1 Pa · s
stokes	St	1 St = 1 cm ² /s = 10^{-4} m ² /s
gauss	G	1 G \triangleq 10^{-4} T
oersted	Oe	1 Oe \triangleq (1000/4 π) A/m
maxwell	Mx	1 Mx \triangleq 10^{-8} Wb
stilb	sb	1 sb = 1 cd/cm ² = 10^4 cd/m ²
phot	ph	1 ph = 10^4 lx
gal	Gal	1 Gal = 1 cm/s ² = 10^{-2} m/s ²

Note: The symbol \triangleq should be read as “corresponds to”; these units cannot strictly be equated because of the different dimensions of the electromagnetic cgs and the SI.

Examples of other non-SI units found in the older literature and their relation to the SI are given below. Use of these units in current texts is discouraged.

Name	Symbol	Value in SI units
curie	Ci	1 Ci = $3.7 \cdot 10^{10}$ Bq
roentgen	R	1 R = $2.58 \cdot 10^{-4}$ C/kg
rad	rad	1 rad = 1 cGy = 10^{-2} Gy
rem	rem	1 rem = 1 cSv = 10^{-2} Sv
X unit		1 X unit $\approx 1.002 \cdot 10^{-4}$ nm
gamma	γ	1 γ = 1 nT = 10^{-9} T
jansky	Jy	1 Jy = 10^{-26} W \cdot m ⁻² \cdot Hz ⁻¹
fermi		1 fermi = 1 fm = 10^{-15} m
metric carat		1 metric carat = 200 mg = $2 \cdot 10^{-4}$ kg
torr	Torr	1 Torr = (101325/760) Pa
standard atmosphere	atm	1 atm = 101325 Pa
calorie ^(a)	cal	1 cal = 4.184 J
micron	μ	1 μ = 1 μ m = 10^{-6} m

^(a) Several types of calorie have been used; the value given here is the so-called "thermochemical calorie".

References

1. Taylor, B. N., *The International System of Units (SI)*, NIST Special Publication 330, National Institute of Standards and Technology, Gaithersburg, MD, 2001.
2. Bureau International des Poids et Mesures, *Le Système International d'Unités (SI)*, 7th French and English Edition, BIPM, Sèvres, France, 1998; 8th Edition to be published 2006.
3. Taylor, B. N., *Guide for the Use of the International System of Units (SI)*, NIST Special Publication 811, National Institute of Standards and Technology, Gaithersburg, MD, 1995.
4. NIST Physical Reference Data web site, <<http://physics.nist.gov/cuu/Units/index.html>>, October 2004.

CONVERSION FACTORS

The following table gives conversion factors from various units of measure to SI units. It is reproduced from NIST Special Publication 811, *Guide for the Use of the International System of Units (SI)*. The table gives the factor by which a quantity expressed in a non-SI unit should be multiplied in order to calculate its value in the SI. The SI values are expressed in terms of the base, supplementary, and derived units of SI in order to provide a coherent presentation of the conversion factors and facilitate computations (see the table "International System of Units" in this Section). If desired, powers of ten can be avoided by using SI Prefixes and shifting the decimal point if necessary.

Conversion from a non-SI unit to a different non-SI unit may be carried out by using this table in two stages, e.g.,

$$1 \text{ cal}_{\text{th}} = 4.184 \text{ J}$$

$$1 \text{ Btu}_{\text{IT}} = 1.055056 \text{ E}+03 \text{ J}$$

Thus,

$$1 \text{ Btu}_{\text{IT}} = (1.055056 \text{ E}+03 \div 4.184) \text{ cal}_{\text{th}} = 252.164 \text{ cal}_{\text{th}}$$

Conversion factors are presented for ready adaptation to computer readout and electronic data transmission. The factors are written as a number equal to or greater than one and less than ten with six or fewer decimal places. This number is followed by the letter E (for exponent), a plus or a minus sign, and two digits which indicate the power of 10 by which the number must be multiplied to obtain the correct value. For example:

$$3.523 \ 907 \ \text{E}-02 \text{ is } 3.523 \ 907 \times 10^{-2}$$

or

$$0.035 \ 239 \ 07$$

Similarly:

$$3.386 \ 389 \ \text{E}+03 \text{ is } 3.386 \ 389 \times 10^3$$

or

$$3 \ 386.389$$

A factor in boldface is exact; i.e., all subsequent digits are zero. All other conversion factors have been rounded to the figures given in accordance with accepted practice. Where less than six digits after the decimal point are shown, more precision is not warranted.

It is often desirable to round a number obtained from a conversion of units in order to retain information on the precision of the value. The following rounding rules may be followed:

1. If the digits to be discarded begin with a digit less than 5, the digit preceding the first discarded digit is not changed.

Example: 6.974 951 5 rounded to 3 digits is 6.97

2. If the digits to be discarded begin with a digit greater than 5, the digit preceding the first discarded digit is increased by one.

Example: 6.974 951 5 rounded to 4 digits is 6.975

3. If the digits to be discarded begin with a 5 and at least one of the following digits is greater than 0, the digit preceding the 5 is increased by 1.

Example: 6.974 851 rounded to 5 digits is 6.974 9

4. If the digits to be discarded begin with a 5 and all of the following digits are 0, the digit preceding the 5 is unchanged if it is even and increased by one if it is odd. (Note that this means that the final digit is always even.)

Examples:

6.974 951 5 rounded to 7 digits is 6.974 952

6.974 950 5 rounded to 7 digits is 6.974 950

Reference

Taylor, B. N., *Guide for the Use of the International System of Units (SI)*, NIST Special Publication 811, 1995 Edition, Superintendent of Documents, U.S. Government Printing Office, Washington, DC 20402, 1995.

To convert from	Factors in boldface are exact to	Multiply by
abampere.....	ampere (A)	1.0 E+01
abcoulomb	coulomb (C)	1.0 E+01
abfarad	farad (F)	1.0 E+09
abhenry	henry (H)	1.0 E-09
abmho.....	siemens (S)	1.0 E+09
abohm.....	ohm (Ω)	1.0 E-09
abvolt	volt (V)	1.0 E-08
acceleration of free fall, standard (g_r).....	meter per second squared (m/s^2)	9.806 65 E+00
acre (based on U.S. survey foot) ⁹	square meter (m^2)	4.046 873 E+03
acre foot (based on U.S. survey foot) ⁹	cubic meter (m^3)	1.233 489 E+03
<i>ampere hour</i> (A · h)	coulomb (C)	3.6 E+03
ångström (Å)	meter (m)	1.0 E-10
ångström (Å)	nanometer (nm).....	1.0 E-01
<i>are</i> (a)	square meter (m^2).....	1.0 E+02
astronomical unit (ua or AU)	meter (m)	1.495 979 E+11
atmosphere, standard (atm)	pascal (Pa)	1.013 25 E+05
atmosphere, standard (atm)	kilopascal (kPa).....	1.013 25 E+02
atmosphere, technical (at) ¹⁰	pascal (Pa)	9.806 65 E+04
atmosphere, technical (at) ¹⁰	kilopascal (kPa).....	9.806 65 E+01

⁹The U.S. survey foot equals (1200/3937) m. 1 international foot = 0.999998 survey foot.

¹⁰One technical atmosphere equals one kilogram-force per square centimeter (1 at = 1 kgf/cm²).

To convert from	to	Multiply by
bar (bar).....	pascal (Pa)	1.0 E+05
bar (bar).....	kilopascal (kPa)	1.0 E+02
barn (b)	square meter (m ²)	1.0 E-28
barrel [for petroleum, 42 gallons (U.S.)](bbl) ...	cubic meter (m ³)	1.589 873 E-01
barrel [for petroleum, 42 gallons (U.S.)](bbl) ...	liter (L)	1.589 873 E+02
biot (Bi)	ampere (A)	1.0 E+01
British thermal unit _{IT} (Btu _{IT}) ¹¹	joule (J)	1.055 056 E+03
British thermal unit _{th} (Btu _{th}) ¹¹	joule (J)	1.054 350 E+03
British thermal unit (mean) (Btu)	joule (J)	1.055 87 E+03
British thermal unit (39 °F) (Btu)	joule (J)	1.059 67 E+03
British thermal unit (59 °F) (Btu)	joule (J)	1.054 80 E+03
British thermal unit (60 °F) (Btu)	joule (J)	1.054 68 E+03
British thermal unit _{IT} foot per hour square foot degree Fahrenheit [Btu _{IT} · ft/(h · ft ² · °F)]	watt per meter kelvin [W/(m · K)]	1.730 735 E+00
British thermal unit _{th} foot per hour square foot degree Fahrenheit [Btu _{th} · ft/(h · ft ² · °F)]	watt per meter kelvin [W/(m · K)]	1.729 577 E+00
British thermal unit _{IT} inch per hour square foot degree Fahrenheit [Btu _{IT} · in/(h · ft ² · °F)]	watt per meter kelvin [W/(m · K)]	1.442 279 E-01
British thermal unit _{th} inch per hour square foot degree Fahrenheit [Btu _{th} · in/(h · ft ² · °F)]	watt per meter kelvin [W/(m · K)]	1.441 314 E-01
British thermal unit _{IT} inch per second square foot degree Fahrenheit [Btu _{IT} · in/(s · ft ² · °F)]	watt per meter kelvin [W/(m · K)]	5.192 204 E+02
British thermal unit _{th} inch per second square foot degree Fahrenheit [Btu _{th} · in/(s · ft ² · °F)]	watt per meter kelvin [W/(m · K)]	5.188 732 E+02
British thermal unit _{IT} per cubic foot (Btu _{IT} /ft ³)	joule per cubic meter (J/m ³)	3.725 895 E+04
British thermal unit _{th} per cubic foot (Btu _{th} /ft ³)	joule per cubic meter (J/m ³)	3.723 403 E+04
British thermal unit _{IT} per degree Fahrenheit (Btu _{IT} /°F)	joule per kelvin (J/k)	1.899 101 E+03
British thermal unit _{th} per degree Fahrenheit (Btu _{th} /°F).....	joule per kelvin (J/k)	1.897 830 E+03
British thermal unit _{IT} per degree Rankine (Btu _{IT} /°R)	joule per kelvin (J/k)	1.899 101 E+03
British thermal unit _{th} per degree Rankine (Btu _{th} /°R)	joule per kelvin (J/k)	1.897 830 E+03
British thermal unit _{IT} per hour (Btu _{IT} /h)	watt (W)	2.930 711 E-01
British thermal unit _{th} per hour (Btu _{th} /h)	watt (W)	2.928 751 E-01
British thermal unit _{IT} per hour square foot degree Fahrenheit [Btu _{IT} /(h · ft ² · °F)]	watt per square meter kelvin [W/(m ² · K)]	5.678 263 E+00
British thermal unit _{th} per hour square foot degree Fahrenheit [Btu _{th} /(h · ft ² · °F)]	watt per square meter kelvin [W/(m ² · K)]	5.674 466 E+00
British thermal unit _{th} per minute (Btu _{th} /min)	watt (W)	1.757 250 E+01
British thermal unit _{IT} per pound (Btu _{IT} /lb).....	joule per kilogram (J/kg)	2.326 E+03
British thermal unit _{th} per pound (Btu _{th} /lb)	joule per kilogram (J/kg)	2.324 444 E+03
British thermal unit _{IT} per pound degree Fahrenheit [Btu _{IT} /(lb · °F)]	joule per kilogram kelvin (J/(kg · K))	4.1868 E+03
British thermal unit _{th} per pound degree Fahrenheit [Btu _{th} /(lb · °F)]	joule per kilogram kelvin [J/(kg · K)]	4.184 E+03
British thermal unit _{IT} per pound degree Rankine [Btu _{IT} /(lb · °R)]	joule per kilogram kelvin [J/(kg · K)]	4.1868 E+03
British thermal unit _{th} per pound degree Rankine [Btu _{th} /(lb · °R)]	joule per kilogram kelvin [J/(kg · K)]	4.184 E+03
British thermal unit _{IT} per second (Btu _{IT} /s)	watt (W)	1.055 056 E+03
British thermal unit _{th} per second (Btu _{th} /s)	watt (W)	1.054 350 E+03

¹¹ The Fifth International Conference on the Properties of Steam (London, July 1956) defined the International Table calorie as 4.1868 J. Therefore the exact conversion factor for the International Table Btu is 1.055 055 852 62 kJ. Note that the notation for International Table used in this listing is subscript "IT". Similarly, the notation for thermochemical is subscript "th." Further, the thermochemical Btu, Btu_{th}, is based on the thermochemical calorie, cal_{th}, where cal_{th} = 4.184 J exactly.

To convert from	to	Multiply by
British thermal unit _{IT} per second square foot degree Fahrenheit [Btu _{IT} /(s · ft ² · °F)]	watt per square meter kelvin [W/(m ² · K)]	2.044 175 E+04
British thermal unit _{th} per second square foot degree Fahrenheit [Btu _{th} /(s · ft ² · °F)]	watt per square meter kelvin [W/(m ² · K)]	2.042 808 E+04
British thermal unit _{IT} per square foot (Btu _{IT} /ft ²)	joule per square meter (J/m ²)	1.135 653 E+04
British thermal unit _{th} per square foot (Btu _{th} /ft ²)	joule per square meter (J/m ²)	1.134 893 E+04
British thermal unit _{IT} per square foot hour [(Btu _{IT})/(ft ² · h)]	watt per square meter (W/m ²)	3.154 591 E+00
British thermal unit _{th} per square foot hour [Btu _{th} /(ft ² · h)]	watt per square meter (W/m ²)	3.152 481 E+00
British thermal unit _{th} per square foot minute [Btu _{th} /(ft ² · min)]	watt per square meter (W/m ²)	1.891 489 E+02
British thermal unit _{IT} per square foot second [(Btu _{IT})/(ft ² · s)]	watt per square meter (W/m ²)	1.135 653 E+04
British thermal unit _{th} per square foot second [Btu _{th} /(ft ² · s)]	watt per square meter (W/m ²)	1.134 893 E+04
British thermal unit _{th} per square inch second [Btu _{th} /(in ² · s)]	watt per square meter (W/m ²)	1.634 246 E+06
bushel (U.S.) (bu)	cubic meter (m ³)	3.523 907 E-02
bushel (U.S.) (bu)	liter (L)	3.523 907 E+01
calorie _{IT} (cal _{IT}) ¹¹	joule (J)	4.1868 E+00
calorie _{th} (cal _{th}) ¹¹	joule (J)	4.184 E+00
calorie (cal) (mean)	joule (J)	4.190 02 E+00
calorie (15 °C) (cal ₁₅)	joule (J)	4.185 80 E+00
calorie (20 °C) (cal ₂₀)	joule (J)	4.181 90 E+00
calorie _{IT} , kilogram (nutrition) ¹²	joule (J)	4.1868 E+03
calorie _{th} , kilogram (nutrition) ¹²	joule (J)	4.184 E+03
calorie (mean), kilogram (nutrition) ¹²	joule (J)	4.190 02 E+03
calorie _{th} per centimeter second degree Celsius [cal _{th} /(cm · s · °C)]	watt per meter kelvin [W/(m · K)]	4.184 E+02
calorie _{IT} per gram (cal _{IT} /g)	joule per kilogram (J/kg)	4.1868 E+03
calorie _{th} per gram (cal _{th} /g)	joule per kilogram (J/kg)	4.184 E+03
calorie _{IT} per gram degree Celsius [cal _{IT} /(g · °C)]	joule per kilogram kelvin [J/(kg · K)]	4.1868 E+03
calorie _{th} per gram degree Celsius [cal _{th} /(g · °C)]	joule per kilogram kelvin [J/(kg · K)]	4.184 E+03
calorie _{IT} per gram kelvin [cal _{IT} /(g · K)]	joule per kilogram kelvin [J/(kg · K)]	4.1868 E+03
calorie _{th} per gram kelvin [cal _{th} /(g · K)]	joule per kilogram kelvin [J/(kg · K)]	4.184 E+03
calorie _{th} per minute (cal _{th} /min)	watt (W)	6.973 333 E-02
calorie _{th} per second (cal _{th} /s)	watt (W)	4.184 E+00
calorie _{th} per square centimeter (cal _{th} /cm ²)	joule per square meter (J/m ²)	4.184 E+04
calorie _{th} per square centimeter minute [cal _{th} /(cm ² · min)]	watt per square meter (W/m ²)	6.973 333 E+02
calorie _{th} per square centimeter second [cal _{th} /(cm ² · s)]	watt per square meter (W/m ²)	4.184 E+04
candela per square inch (cd/in ²)	candela per square meter (cd/m ²)	1.550 003 E+03
carat, metric	kilogram (kg)	2.0 E-04
carat, metric	gram (g)	2.0 E-01
centimeter of mercury (0 °C) ¹³	pascal (Pa)	1.333 22 E+03
centimeter of mercury (0 °C) ¹³	kilopascal (kPa)	1.333 22 E+00
centimeter of mercury, conventional (cmHg) ¹³	pascal (Pa)	1.333 224 E+03

¹² The kilogram calorie or “large calorie” is an obsolete term used for the kilocalorie, which is the calorie used to express the energy content of foods. However, in practice, the prefix “kilo” is usually omitted.

¹³ Conversion factors for mercury manometer pressure units are calculated using the standard value for the acceleration of gravity and the density of mercury at the stated temperature. Additional digits are not justified because the definitions of the units do not take into account the compressibility of mercury or the change in density caused by the revised practical temperature scale, ITS-90. Similar comments also apply to water manometer pressure units. Conversion factors for conventional mercury and water manometer pressure units are based on ISO 31-3.

To convert from	to	Multiply by
centimeter of mercury, conventional (cmHg) ¹³	kilopascal (kPa)	1.333 224 E+00
centimeter of water (4 °C) ¹³	pascal (Pa)	9.806 38 E+01
centimeter of water, conventional (cmH ₂ O) ¹³	pascal (Pa)	9.806 65 E+01
centipoise (cP)	pascal second (Pa · s)	1.0 E-03
centistokes (cSt)	meter squared per second (m ² /s)	1.0 E-06
chain (based on U.S survey foot) (ch) ⁹	meter (m)	2.011 684 E+01
circular mil	square meter (m ²)	5.067 075 E-10
circular mil	square millimeter (mm ²)	5.067 075 E-04
clo	square meter kelvin per watt (m ² · K/W)	1.55 E-01
cord (128 ft ³)	cubic meter (m ³)	3.624 556 E+00
cubic foot (ft ³)	cubic meter (m ³)	2.831 685 E-02
cubic foot per minute (ft ³ /min)	cubic meter per second (m ³ /s)	4.719 474 E-04
cubic foot per minute (ft ³ /min)	liter per second (L/s)	4.719 474 E-01
cubic foot per second (ft ³ /s)	cubic meter per second (m ³ /s)	2.831 685 E-02
cubic inch (in ³) ¹⁴	cubic meter (m ³)	1.638 706 E-05
cubic inch per minute (in ³ /min)	cubic meter per second (m ³ /s)	2.731 177 E-07
cubic mile (mi ³)	cubic meter (m ³)	4.168 182 E+09
cubic yard (yd ³)	cubic meter (m ³)	7.645 549 E-01
cubic yard per minute (yd ³ /min)	cubic meter per second (m ³ /s)	1.274 258 E-02
cup (U.S.)	cubic meter (m ³)	2.365 882 E-04
cup (U.S.)	liter (L)	2.365 882 E-01
cup (U.S.)	milliliter (mL)	2.365 882 E+02
curie (Ci)	becquerel (Bq)	3.7 E+10
darcy ¹⁵	meter squared (m ²)	9.869 233 E-13
day (d)	second (s)	8.64 E+04
day (sidereal)	second (s)	8.616 409 E+04
debye (D)	coulomb meter (C · m)	3.335 641 E-30
degree (angle) (°)	radian (rad)	1.745 329 E-02
degree Celsius (temperature) (°C)	kelvin (K)	$T/K = t/°C + 273.15$
degree Celsius (temperature interval) (°C)	kelvin (K)	1.0 E+00
degree centigrade (temperature) ¹⁶	degree Celsius (°C)	$t/°C \approx t/\text{deg.cent.}$
degree centigrade (temperature interval) ¹⁶	degree Celsius (°C)	1.0 E+00
degree Fahrenheit (temperature) (°F)	degree Celsius (°C)	$t/°C = (t/°F - 32)/1.8$
degree Fahrenheit (temperature) (°F)	kelvin (K)	$T/K = (t/°F + 459.67)/1.8$
degree Fahrenheit (temperature interval) (°F)	degree Celsius (°C)	5.555 556 E-01
degree Fahrenheit (temperature interval) (°F)	kelvin (K)	5.555 556 E-01
degree Fahrenheit hour per British thermal unit _T (°F · h/Btu _T)	kelvin per watt (K/W)	1.895 634 E+00
degree Fahrenheit hour per British thermal unit _{th} (°F · h/Btu _{th})	kelvin per watt (K/W)	1.896 903 E+00
degree Fahrenheit hour square foot per British thermal unit _T (°F · h · ft ² /Btu _T)	square meter kelvin per watt (m ² · K/W)	1.761 102 E-01
degree Fahrenheit hour square foot per British thermal unit _{th} (°F · h · ft ² /Btu _{th})	square meter kelvin per watt (m ² · K/W)	1.762 280 E-01
degree Fahrenheit hour square foot per British thermal unit _T inch [°F · h · ft ² / (Btu _T · in)]	meter kelvin per watt (m · K/W)	6.933 472 E+00
degree Fahrenheit hour square foot per British thermal unit _{th} inch [°F · h · ft ² / (Btu _{th} · in)]	meter kelvin per watt (m · K/W)	6.938 112 E+00
degree Fahrenheit second per British thermal unit _T (°F · s /Btu _T)	kelvin per watt (K/W)	5.265 651 E-04
degree Fahrenheit second per British thermal unit _{th} (°F · s /Btu _{th})	kelvin per watt (K/W)	5.269 175 E-04
degree Rankine (°R)	kelvin (K)	$T/K = (T/°R)/1.8$
degree Rankine (temperature interval) (°R)	kelvin (K)	5.555 556 E-01
denier	kilogram per meter (kg/m)	1.111 111 E-07
denier	gram per meter (g/m)	1.111 111 E-04
dyne (dyn)	newton (N)	1.0 E-05
dyne centimeter (dyn · cm)	newton meter (N · m)	1.0 E-07
dyne per square centimeter (dyn/cm ²)	pascal (Pa)	1.0 E-01

¹⁴ The exact conversion factor is 1.638 706 4 E-05.

¹⁵ The darcy is a unit for expressing the permeability of porous solids, not area.

¹⁶ The centigrade temperature scale is obsolete; the degree centigrade is only approximately equal to the degree Celsius.

To convert from	to		Multiply by
electronvolt (eV)	joule (J)	1.602 177	E-19
EMU of capacitance (abfarad)	farad (F)	1.0	E+09
EMU of current (abampere)	ampere (A)	1.0	E+01
EMU of electric potential (abvolt)	volt (V)	1.0	E-08
EMU of inductance (abhenry)	henry (H)	1.0	E-09
EMU of resistance (abohm)	ohm (Ω)	1.0	E-09
erg (erg)	joule (J)	1.0	E-07
erg per second (erg/s)	watt (W)	1.0	E-07
erg per square centimeter second			
[10brkt6Iru]/(cm ² · s)	watt per square meter (W/m ²)	1.0	E-03
ESU of capacitance (statfarad)	farad (F)	1.112 650	E-12
ESU of current (statampere)	ampere (A)	3.335 641	E-10
ESU of electric potential (statvolt)	volt (V)	2.997 925	E+02
ESU of inductance (stathenry)	henry (H)	8.987 552	E+11
ESU of resistance (statohm)	ohm (Ω)	8.987 552	E+11
faraday (based on carbon 12)	coulomb (C)	9.648 531	E+04
fathom (based on U.S survey foot) ⁹	meter (m)	1.828 804	E+00
fermi	meter (m)	1.0	E-15
fermi	femtometer (fm)	1.0	E+00
fluid ounce (U.S.) (fl oz)	cubic meter (m ³)	2.957 353	E-05
fluid ounce (U.S.) (fl oz)	milliliter (mL)	2.957 353	E+01
foot (ft)	meter (m)	3.048	E-01
foot (U.S survey ft) ⁹	meter (m)	3.048 006	E-01
footcandle	lux (lx)	1.076 391	E+01
footlambert	candela per square meter (cd/m ²)	3.426 259	E+00
foot of mercury, conventional (ftHg) ¹³	pascal (Pa)	4.063 666	E+04
foot of mercury, conventional (ftHg) ¹³	kilopascal (kPa)	4.063 666	E+01
foot of water (39.2 °F) ¹³	pascal (Pa)	2.988 98	E+03
foot of water (39.2 °F) ¹³	kilopascal (kPa)	2.988 98	E+00
foot of water, conventional (ftH ₂ O) ¹³	pascal (Pa)	2.989 067	E+03
foot of water, conventional (ftH ₂ O) ¹³	kilopascal (kPa)	2.989 067	E+00
foot per hour (ft/h)	meter per second (m/s)	8.466 667	E-05
foot per minute (ft/min)	meter per second (m/s)	5.08	E-03
foot per second (ft/s)	meter per second (m/s)	3.048	E-01
foot per second squared (ft/s ²)	meter per second squared (m/s ²)	3.048	E-01
foot poundal	joule (J)	4.214 011	E-02
foot pound-force (ft · lbf)	joule (J)	1.355 818	E+00
foot pound-force per hour (ft · lbf/h)	watt (W)	3.766 161	E-04
foot pound-force per minute (ft · lbf/min)	watt (W)	2.259 697	E-02
foot pound-force per second (ft · lbf/s)	watt (W)	1.355 818	E+00
foot to the fourth power (ft ⁴) ¹⁷	meter to the fourth power (m ⁴)	8.630 975	E-03
franklin (Fr)	coulomb (C)	3.335 641	E-10
gal (Gal)	meter per second squared (m/s ²)	1.0	E-02
gallon [Canadian and U.K (Imperial)] (gal)	cubic meter (m ³)	4.546 09	E-03
gallon [Canadian and U.K (Imperial)] (gal)	liter (L)	4.546 09	E+00
gallon (U.S.) (gal)	cubic meter (m ³)	3.785 412	E-03
gallon (U.S.) (gal)	liter (L)	3.785 412	E+00
gallon (U.S.) per day (gal/d)	cubic meter per second (m ³ /s)	4.381 264	E-08
gallon (U.S.) per day (gal/d)	liter per second (L/s)	4.381 264	E-05
gallon (U.S.) per horsepower hour			
[gal / (hp · h)]	cubic meter per joule (m ³ /J)	1.410 089	E-09
gallon (U.S.) per horsepower hour			
[gal / (hp · h)]	liter per joule (L/ J)	1.410 089	E-06
gallon (U.S.) per minute (gpm)(gal/min)	cubic meter per second (m ³ /s)	6.309 020	E-05
gallon (U.S.) per minute (gpm)(gal/min)	liter per second (L/ s)	6.309 020	E-02
gamma (γ)	tesla (T)	1.0	E-09
gauss (Gs, G)	tesla (T)	1.0	E-04
gilbert (Gi)	ampere (A)	7.957 747	E-01

¹⁷ This is a unit for the quantity second moment of area, which is sometimes called the "moment of section" or "area moment of inertia" of a plane section about a specified axis.

To convert from	to	Multiply by	
gill [Canadian and U.K (Imperial)] (gi)	cubic meter (m ³)	1.420 653	E-04
gill [Canadian and U.K (Imperial)] (gi)	liter (L)	1.420 653	E-01
gill (U.S.) (gi)	cubic meter (m ³)	1.182 941	E-04
gill (U.S.) (gi)	liter (L)	1.182 941	E-01
gon (also called grade) (gon)	radian (rad)	1.570 796	E-02
gon (also called grade) (gon)	degree (angle) (°)	9.0	E-01
grain (gr)	kilogram (kg)	6.479 891	E-05
grain (gr)	milligram (mg)	6.479 891	E+01
grain per gallon (U.S.) (gr/gal)	kilogram per cubic meter (kg/m ³)	1.711 806	E-02
grain per gallon (U.S.) (gr/gal)	milligram per liter (mg/L)	1.711 806	E+01
gram-force per square centimeter (gf/cm ²)	pascal (Pa)	9.806 65	E+01
<i>gram per cubic centimeter</i> (g/cm ³)	kilogram per cubic meter (kg/m ³)	1.0	E+03
<i>hectare</i> (ha)	square meter (m ²)	1.0	E+04
horsepower (550 ft · lbf/s) (hp)	watt (W)	7.456 999	E+02
horsepower (boiler)	watt (W)	9.809 50	E+03
horsepower (electric)	watt (W)	7.46	E+02
horsepower (metric)	watt (W)	7.354 988	E+02
horsepower (U.K.)	watt (W)	7.4570	E+02
horsepower (water)	watt (W)	7.460 43	E+02
hour (h)	second (s)	3.6	E+03
hour (sidereal)	second (s)	3.590 170	E+03
hundredweight (long, 112 lb)	kilogram (kg)	5.080 235	E+01
hundredweight (short, 100 lb)	kilogram (kg)	4.535 924	E+01
inch (in)	meter (m)	2.54	E-02
inch (in)	centimeter (cm)	2.54	E+00
inch of mercury (32 °F) ¹³	pascal (Pa)	3.386 38	E+03
inch of mercury (32 °F) ¹³	kilopascal (kPa)	3.386 38	E+00
inch of mercury (60 °F) ¹³	pascal (Pa)	3.376 85	E+03
inch of mercury (60 °F) ¹³	kilopascal (kPa)	3.376 85	E+00
inch of mercury, conventional (inHg) ¹³	pascal (Pa)	3.386 389	E+03
inch of mercury, conventional (inHg) ¹³	kilopascal (kPa)	3.386 389	E+00
inch of water (39.2 °F) ¹³	pascal (Pa)	2.490 82	E+02
inch of water (60 °F) ¹³	pascal (Pa)	2.4884	E+02
inch of water, conventional (inH ₂ O) ¹³	pascal (Pa)	2.490 889	E+02
inch per second (in/s)	meter per second (m/s)	2.54	E-02
inch per second squared (in/s ²)	meter per second squared (m/s ²)	2.54	E-02
inch to the fourth power (in ⁴) ¹⁷	meter to the fourth power (m ⁴)	4.162 314	E-07
kayser (K)	reciprocal meter (m ⁻¹)	1.0	E+02
kelvin (K)	degree Celsius (°C)	$t / °C = T / K - 273.15$	
kilocalorie _{IT} (kcal _{IT})	joule (J)	4.1868	E+03
kilocalorie _{th} (kcal _{th})	joule (J)	4.184	E+03
kilocalorie (mean) (kcal)	joule (J)	4.190 02	E+03
kilocalorie _{th} per minute (kcal _{th} /min)	watt (W)	6.973 333	E+01
kilocalorie _{th} per second (kcal _{th} /s)	watt (W)	4.184	E+03
kilogram-force (kgf)	newton (N)	9.806 65	E+00
kilogram-force meter (kgf · m)	newton meter (N · m)	9.806 65	E+00
kilogram-force per square centimeter (kgf/cm ²)	pascal (Pa)	9.806 65	E+04
kilogram-force per square centimeter (kgf/cm ²)	kilopascal (kPa)	9.806 65	E+01
kilogram-force per square meter (kgf/m ²)	pascal (Pa)	9.806 65	E+00
kilogram-force per square millimeter (kgf/mm ²)	pascal (Pa)	9.806 65	E+06
kilogram-force per square millimeter (kgf/mm ²)	megapascal (MPa)	9.806 65	E+00
kilogram-force second squared per meter (kgf · s ² /m)	kilogram (kg)	9.806 65	E+00
<i>kilometer per hour</i> (km/h)	meter per second (m/s)	2.777 778	E-01
kilopond (kilogram-force) (kp)	newton (N)	9.806 65	E+00
<i>kilowatt hour</i> (kW · h)	joule (J)	3.6	E+06
<i>kilowatt hour</i> (kW · h)	megajoule (MJ)	3.6	E+00

To convert from	to	Multiply by	
kip (1 kip=1000 lbf)	newton (N)	4.448 222	E+03
kip (1 kip=1000 lbf)	kilonewton (kN)	4.448 222	E+00
kip per square inch (ksi) (kip/in ²)	pascal (Pa)	6.894 757	E+06
kip per square inch (ksi) (kip/in ²)	kilopascal (kPa)	6.894 757	E+03
<i>knot</i> (nautical mile per hour)	meter per second (m/s)	5.144 444	E-01
lambert ¹⁸	candela per square meter (cd/m ²)	3.183 099	E+03
langley (cal _{th} /cm ²)	joule per square meter (J/m ²)	4.184	E+04
light year (l.y.) ¹⁹	meter (m)	9.460 73	E+15
<i>liter</i> (L) ²⁰	cubic meter (m ³)	1.0	E-03
lumen per square foot (lm/ft ²)	lux (lx)	1.076 391	E+01
maxwell (Mx)	weber (Wb)	1.0	E-08
mho	siemens (S)	1.0	E+00
microinch	meter (m)	2.54	E-08
microinch	micrometer (μm)	2.54	E-02
micron (μ)	meter (m)	1.0	E-06
micron (μ)	micrometer (μm)	1.0	E+00
mil (0.001 in)	meter (m)	2.54	E-05
mil (0.001 in)	millimeter (mm)	2.54	E-02
mil (angle)	radian (rad)	9.817 477	E-04
mil (angle)	degree (°)	5.625	E-02
mile (mi)	meter (m)	1.609 344	E+03
mile (mi)	kilometer (km)	1.609 344	E+00
mile (based on U.S. survey foot) (mi) ⁹	meter (m)	1.609 347	E+03
mile (based on U.S. survey foot) (mi) ⁹	kilometer (km)	1.609 347	E+00
<i>mile, nautical</i> ²¹	meter (m)	1.852	E+03
mile per gallon (U.S.) (mpg) (mi/gal)	meter per cubic meter (m/m ³)	4.251 437	E+05
mile per gallon (U.S.) (mpg) (mi/gal)	kilometer per liter (km/L)	4.251 437	E-01
mile per gallon (U.S.) (mpg) (mi/gal) ²²	liter per 100 kilometer (L/100 km)	divide 235.215 by number	of miles per gallon
mile per hour (mi/h)	meter per second (m/s)	4.4704	E-01
mile per hour (mi/h)	kilometer per hour (km/h)	1.609 344	E+00
mile per minute (mi/min)	meter per second (m/s)	2.682 24	E+01
mile per second (mi/s)	meter per second (m/s)	1.609 344	E+03
millibar (mbar)	pascal (Pa)	1.0	E+02
millibar (mbar)	kilopascal (kPa)	1.0	E-01
millimeter of mercury, conventional (mmHg) ¹³	pascal (Pa)	1.333 224	E+02
millimeter of water, conventional (mmH ₂ O) ¹³	pascal (Pa)	9.806 65	E+00
<i>minute</i> (angle) (')	radian (rad)	2.908 882	E-04
<i>minute</i> (min)	second (s)	6.0	E+01
minute (sidereal)	second (s)	5.983 617	E+01
oersted (Oe)	ampere per meter (A/m)	7.957 747	E+01
<i>ohm centimeter</i> (Ω · cm)	ohm meter (Ω · m)	1.0	E-02
ohm circular-mil per foot	ohm meter (Ω · m)	1.662 426	E-09
ohm circular-mil per foot	ohm square millimeter per meter (Ω · mm ² /m)	1.662 426	E-03
ounce (avoirdupois) (oz)	kilogram (kg)	2.834 952	E-02
ounce (avoirdupois) (oz)	gram (g)	2.834 952	E+01
ounce (troy or apothecary) (oz)	kilogram (kg)	3.110 348	E-02
ounce (troy or apothecary) (oz)	gram (g)	3.110 348	E+01
ounce [Canadian and U.K fluid (Imperial)] (fl oz)	cubic meter (m ³)	2.841 306	E-05
ounce [Canadian and U.K fluid (Imperial)] (fl oz)	milliliter (mL)	2.841 306	E+01

¹⁸ The exact conversion factor is 10⁴/π.

¹⁹ This conversion factor is based on 1 d = 86 400 s; and 1 Julian century = 36 525 d. (See *The Astronomical Almanac for the Year 1995*, page K6, U.S. Government Printing Office, Washington, DC, 1994).

²⁰ In 1964 the General Conference on Weights and Measures reestablished the name "liter" as a special name for the cubic decimeter. Between 1901 and 1964 the liter was slightly larger (1.000 028 dm³); when one uses high-accuracy volume data of that time, this fact must be kept in mind.

²¹ The value of this unit, 1 nautical mile = 1852 m, was adopted by the First International Extraordinary Hydrographic Conference, Monaco, 1929, under the name "International nautical mile."

²² For converting fuel economy, as used in the U.S., to fuel consumption.

To convert from	to	Multiply by
ounce (U.S. fluid) (fl oz)	cubic meter (m ³)	2.957 353 E-05
ounce (U.S. fluid) (fl oz)	milliliter (mL)	2.957 353 E+01
ounce (avoirdupois)-force (ozf)	newton (N)	2.780 139 E-01
ounce (avoirdupois)-force inch (ozf · in)	newton meter (N · m)	7.061 552 E-03
ounce (avoirdupois)-force inch (ozf · in)	millinewton meter (mN · m)	7.061 552 E+00
ounce (avoirdupois) per cubic inch (oz/ in ³)	kilogram per cubic meter (kg/m ³)	1.729 994 E+03
ounce (avoirdupois) per gallon [Canadian and U.K (Imperial)] (oz/gal)	kilogram per cubic meter (kg/m ³)	6.236 023 E+00
ounce (avoirdupois) per gallon [Canadian and U.K (Imperial)] (oz/gal)	gram per liter (g/L)	6.236 023 E+00
ounce (avoirdupois) per gallon (U.S.)(oz/gal)	kilogram per cubic meter (kg/m ³)	7.489 152 E+00
ounce (avoirdupois) per gallon (U.S.)(oz/gal)	gram per liter (g/L)	7.489 152 E+00
ounce (avoirdupois) per square foot (oz/ ft ²)	kilogram per square meter (kg/m ²)	3.051 517 E-01
ounce (avoirdupois) per square inch (oz/ in ²)	kilogram per square meter (kg/m ²)	4.394 185 E+01
ounce (avoirdupois) per square yard(oz/ yd ²)	kilogram per square meter (kg/m ²)	3.390 575 E-02
parsec (pc)	meter (m)	3.085 678 E+16
peck (U.S.) (pk)	cubic meter (m ³)	8.809 768 E-03
peck (U.S.) (pk)	liter (L)	8.809 768 E+00
pennyweight (dwt)	kilogram (kg)	1.555 174 E-03
pennyweight (dwt)	gram (g)	1.555 174 E+00
perm (0 °C)	kilogram per pascal second square meter [kg/(Pa · s · m ²)]	5.721 35 E-11
perm (23 °C)	kilogram per pascal second square meter [kg/(Pa · s · m ²)]	5.745 25 E-11
perm inch (0 °C)	kilogram per pascal second meter [kg/(Pa · s · m)]	1.453 22 E-12
perm inch (23 °C)	kilogram per pascal second meter [kg/(Pa · s · m)]	1.459 29 E-12
phot (ph)	lux (lx)	1.0 E+04
pica (computer) (1/6 in)	meter (m)	4.233 333 E-03
pica (computer) (1/6 in)	millimeter (mm)	4.233 333 E+00
pica (printer's)	meter (m)	4.217 518 E-03
pica (printer's)	millimeter (mm)	4.217 518 E+00
pint (U.S. dry) (dry pt)	cubic meter (m ³)	5.506 105 E-04
pint (U.S. dry) (dry pt)	liter (L)	5.506 105 E-01
pint (U.S. liquid) (liq pt)	cubic meter (m ³)	4.731 765 E-04
pint (U.S. liquid) (liq pt)	liter (L)	4.731 765 E-01
point (computer) (1/72 in)	meter (m)	3.527 778 E-04
point (computer) (1/72 in)	millimeter (mm)	3.527 778 E-01
point (printer's)	meter (m)	3.514 598 E-04
point (printer's)	millimeter (mm)	3.514 598 E-01
poise (P)	pascal second (Pa · s)	1.0 E-01
pound (avoirdupois) (lb) ²³	kilogram (kg)	4.535 924 E-01
pound (troy or apothecary) (lb)	kilogram (kg)	3.732 417 E-01
poundal	newton (N)	1.382 550 E-01
poundal per square foot	pascal (Pa)	1.488 164 E+00
poundal second per square foot	pascal second (Pa · s)	1.488 164 E+00
pound foot squared (lb · ft ²)	kilogram meter squared (kg · m ²)	4.214 011 E-02
pound-force (lbf) ²⁴	newton (N)	4.448 222 E+00
pound-force foot (lbf · ft)	newton meter (N · m)	1.355 818 E+00
pound-force foot per inch (lbf · ft/in)	newton meter per meter (N · m/m)	5.337 866 E+01
pound-force inch (lbf · in)	newton meter (N · m)	1.129 848 E-01
pound-force inch per inch (lbf · in/in)	newton meter per meter (N · m/m)	4.448 222 E+00
pound-force per foot (lbf/ft)	newton per meter (N/m)	1.459 390 E+01
pound-force per inch (lbf/in)	newton per meter (N/m)	1.751 268 E+02
pound-force per pound (lbf/lb) (thrust to mass ratio)	newton per kilogram (N/kg)	9.806 65 E+00
pound-force per square foot (lbf/ft ²)	pascal (Pa)	4.788 026 E+01
pound-force per square inch (psi) (lbf/in ²)	pascal (Pa)	6.894 757 E+03

²³ The exact conversion factor is 4.535 923 7 E-01. All units that contain the pound refer to the avoirdupois pound unless otherwise specified.

²⁴ If the local value of the acceleration of free fall is taken as $g_n = 9.806 65 \text{ m/s}^2$ (the standard value), the exact conversion factor is 4.448 221 615 260 5 E+00.

To convert from	to	Multiply by	
pound-force per square inch (psi) (lbf/in ²)	kilopascal (kPa)	6.894 757	E+00
pound-force second per square foot (lbf · s/ft ²)	pascal second (Pa · s)	4.788 026	E+01
pound-force second per square inch (lbf · s/in ²)	pascal second (Pa · s)	6.894 757	E+03
pound inch squared (lb · in ²)	kilogram meter squared (kg · m ²)	2.926 397	E-04
pound per cubic foot (lb/ft ³)	kilogram per cubic meter (kg/m ³)	1.601 846	E+01
pound per cubic inch (lb/in ³)	kilogram per cubic meter (kg/m ³)	2.767 990	E+04
pound per cubic yard (lb/yd ³)	kilogram per cubic meter (kg/m ³)	5.932 764	E-01
pound per foot (lb/ft)	kilogram per meter (kg/m)	1.488 164	E+00
pound per foot hour [lb/(ft · h)]	pascal second (Pa · s)	4.133 789	E-04
pound per foot second [lb/(ft · s)]	pascal second (Pa · s)	1.488 164	E+00
pound per gallon [Canadian and U.K (Imperial)] (lb/gal)	kilogram per cubic meter (kg/m ³)	9.977 637	E+01
pound per gallon [Canadian and U.K (Imperial)] (lb/gal)	kilogram per liter (kg/L)	9.977 637	E-02
pound per gallon (U.S.) (lb/gal)	kilogram per cubic meter (kg/m ³)	1.198 264	E+02
pound per gallon (U.S.) (lb/gal)	kilogram per liter (kg/L)	1.198 264	E-01
pound per horsepower hour [lb/(hp · h)]	kilogram per joule (kg/J)	1.689 659	E-07
pound per hour (lb/h)	kilogram per second (kg/s)	1.259 979	E-04
pound per inch (lb/in)	kilogram per meter (kg/m)	1.785 797	E+01
pound per minute (lb/min)	kilogram per second (kg/s)	7.559 873	E-03
pound per second (lb/s)	kilogram per second (kg/s)	4.535 924	E-01
pound per square foot (lb/ft ²)	kilogram per square meter (kg/m ²)	4.882 428	E+00
pound per square inch (<i>not</i> pound-force) (lb/in ²)	kilogram per square meter (kg/m ²)	7.030 696	E+02
pound per yard (lb/yd)	kilogram per meter (kg/m)	4.960 546	E-01
psi (pound-force per square inch) (lbf/in ²)	pascal (Pa)	6.894 757	E+03
psi (pound-force per square inch) (lbf/in ²)	kilopascal (kPa)	6.894 757	E+00
quad (10 ¹⁵ Btu _{IT}) ¹¹	joule (J)	1.055 056	E+18
quart (U.S dry) (dry qt)	cubic meter (m ³)	1.101 221	E-03
quart (U.S dry) (dry qt)	liter (L)	1.101 221	E+00
quart (U.S liquid) (liq qt)	cubic meter (m ³)	9.463 529	E-04
quart (U.S liquid) (liq qt)	liter (L)	9.463 529	E-01
<i>rad</i> (absorbed dose) (rad)	gray (Gy)	1.0	E-02
<i>rem</i> (rem)	sievert (Sv)	1.0	E-02
revolution (r)	radian (rad)	6.283 185	E+00
revolution per minute (rpm) (r/min)	radian per second (rad/s)	1.047 198	E-01
rhe	reciprocal pascal second [(Pa · s) ⁻¹]	1.0	E+01
rod (based on U.S survey foot) (rd) ⁹	meter (m)	5.029 210	E+00
<i>roentgen</i> (R)	coulomb per kilogram (C/kg)	2.58	E-04
rpm (revolution per minute) (r/min)	radian per second (rad/s)	1.047 198	E-01
<i>second</i> (angle) (")	radian (rad)	4.848 137	E-06
second (sidereal)	second (s)	9.972 696	E-01
shake	second (s)	1.0	E-08
shake	nanosecond (ns)	1.0	E+01
slug (slug)	kilogram (kg)	1.459 390	E+01
slug per cubic foot (slug/ft ³)	kilogram per cubic meter (kg/m ³)	5.153 788	E+02
slug per foot second [slug/(ft · s)]	pascal second (Pa · s)	4.788 026	E+01
square foot (ft ²)	square meter (m ²)	9.290 304	E-02
square foot per hour (ft ² /h)	square meter per second (m ² /s)	2.580 64	E-05
square foot per second (ft ² /s)	square meter per second (m ² /s)	9.290 304	E-02
square inch (in ²)	square meter (m ²)	6.4516	E-04
square inch (in ²)	square centimeter (cm ²)	6.4516	E+00
square mile (mi ²)	square meter (m ²)	2.589 988	E+06
square mile (mi ²)	square kilometer (km ²)	2.589 988	E+00
square mile (based on U.S survey foot) (mi ²) ⁹	square meter (m ²)	2.589 988	E+06
square mile (based on U.S survey foot) (mi ²) ⁹	square kilometer (km ²)	2.589 988	E+00

To convert from	to		Multiply by
square yard (yd ²)	square meter (m ²)	8.361 274	E-01
statampere	ampere (A)	3.335 641	E-10
statcoulomb	coulomb (C)	3.335 641	E-10
statfarad	farad (F)	1.112 650	E-12
stathenry	henry (H)	8.987 552	E+11
statmho	siemens (S)	1.112 650	E-12
statohm	ohm (Ω)	8.987 552	E+11
statvolt	volt (V)	2.997 925	E+02
stere (st)	cubic meter (m ³)	1.0	E+00
stilb (sb)	candela per square meter (cd/m ²)	1.0	E+04
stokes (St)	meter squared per second (m ² /s)	1.0	E-04
tablespoon	cubic meter (m ³)	1.478 676	E-05
tablespoon	milliliter (mL)	1.478 676	E+01
teaspoon	cubic meter (m ³)	4.928 922	E-06
teaspoon	milliliter (mL)	4.928 922	E+00
tex	kilogram per meter (kg/m)	1.0	E-06
therm (EC) ²⁵	joule (J)	1.055 06	E+08
therm (U.S.) ²⁵	joule (J)	1.054 804	E+08
ton, assay (AT)	kilogram (kg)	2.916 667	E-02
ton, assay (AT)	gram (g)	2.916 667	E+01
ton-force (2000 lbf)	newton (N)	8.896 443	E+03
ton-force (2000 lbf)	kilonewton (kN)	8.896 443	E+00
ton, long (2240 lb)	kilogram (kg)	1.016 047	E+03
ton, long, per cubic yard	kilogram per cubic meter (kg/m ³)	1.328 939	E+03
ton, metric (t)	kilogram (kg)	1.0	E+03
tonne (called "metric ton" in U.S.) (t)	kilogram (kg)	1.0	E+03
ton of refrigeration (12 000 Btu _{IT} /h)	watt (W)	3.516 853	E+03
ton of TNT (energy equivalent) ²⁶	joule (J)	4.184	E+09
ton, register	cubic meter (m ³)	2.831 685	E+00
ton, short (2000 lb)	kilogram (kg)	9.071 847	E+02
ton, short, per cubic yard	kilogram per cubic meter (kg/m ³)	1.186 553	E+03
ton, short, per hour	kilogram per second (kg/s)	2.519 958	E-01
torr (Torr)	pascal (Pa)	1.333 224	E+02
unit pole	weber (Wb)	1.256 637	E-07
watt hour (W · h)	joule (J)	3.6	E+03
watt per square centimeter (W/cm ²)	watt per square meter (W/m ²)	1.0	E+04
watt per square inch (W/in ²)	watt per square meter (W/m ²)	1.550 003	E+03
watt second (W · s)	joule (J)	1.0	E+00
yard (yd)	meter (m)	9.144	E-01
year (365 days)	second (s)	3.1536	E+07
year (sidereal)	second (s)	3.155 815	E+07
year (tropical)	second (s)	3.155 693	E+07

²⁵ The therm (EC) is legally defined in the Council Directive of 20 December 1979, Council of the European Communities (now the European Union, EU). The therm (U.S.) is legally defined in the Federal Register of July 27, 1968. Although the therm (EC), which is based on the International Table Btu, is frequently used by engineers in the United States, the therm (U.S.) is the legal unit used by the U.S. natural gas industry.

²⁶ Defined (not measured) value.

CONVERSION OF TEMPERATURES

From	To	
Celsius	Fahrenheit	$t_F/^{\circ}\text{F} = (9/5) t/^{\circ}\text{C} + 32$
	Kelvin	$T/\text{K} = t/^{\circ}\text{C} + 273.15$
	Rankine	$T/^{\circ}\text{R} = (9/5) (t/^{\circ}\text{C} + 273.15)$
Fahrenheit	Celsius	$t/^{\circ}\text{C} = (5/9) [(t_F/^{\circ}\text{F}) - 32]$
	Kelvin	$T/\text{K} = (5/9) [(t_F/^{\circ}\text{F}) - 32] + 273.15$
	Rankine	$T/^{\circ}\text{R} = t_F/^{\circ}\text{F} + 459.67$
Kelvin	Celsius	$t/^{\circ}\text{C} = T/\text{K} - 273.15$
	Rankine	$T/^{\circ}\text{R} = (9/5) T/\text{K}$
Rankine	Fahrenheit	$t_F/^{\circ}\text{F} = T/^{\circ}\text{R} - 459.67$
	Kelvin	$T/\text{K} = (5/9) T/^{\circ}\text{R}$

Definition of symbols:

T = thermodynamic (absolute) temperature

t = Celsius temperature (the symbol θ is also used for Celsius temperature)

t_F = Fahrenheit temperature

Designation of Large Numbers

	U.S.A.	Other countries
10^6	million	million
10^9	billion	milliard
10^{12}	trillion	billion
10^{15}	quadrillion	billiard
10^{18}	quintillion	trillion
100^{100}	googol	
10^{googol}	googolplex	

CONVERSION FACTORS FOR ENERGY UNITS

If greater accuracy is required, use the *Energy Equivalents* section of the *Fundamental Physical Constants* table.

	Wavenumber $\bar{\nu}$ cm ⁻¹	Frequency ν MHz	Energy E aJ	Energy E eV	Energy E E_h	Molar energy E_m kJ/mol	Molar energy E_m kcal/mol	Temperature T K
$\bar{\nu}$: 1 cm ⁻¹	$\doteq 1$	2.997925×10^4	1.986447×10^{-5}	1.239842×10^{-4}	4.556335×10^{-6}	11.96266×10^{-3}	2.85914×10^{-3}	1.438769
ν : 1 MHz	$\doteq 3.33564 \times 10^{-5}$	1	6.626076×10^{-10}	4.135669×10^{-9}	1.519830×10^{-10}	3.990313×10^{-7}	9.53708×10^{-8}	4.79922×10^{-5}
1 aJ	$\doteq 50341.1$	1.509189×10^9	1	6.241506	0.2293710	602.2137	143.9325	7.24292×10^4
E : 1 eV	$\doteq 8065.54$	2.417988×10^8	0.1602177	1	3.674931×10^{-2}	96.4853	23.0605	1.16045×10^4
E_h	$\doteq 219474.63$	6.579684×10^9	4.359748	27.2114	1	2625.500	627.510	3.15773×10^5
E_m : 1 kJ/mol	$\doteq 83.5935$	2.506069×10^6	1.660540×10^{-3}	1.036427×10^{-2}	3.808798×10^{-4}	1	0.239006	120.272
1 kcal/mol	$\doteq 349.755$	1.048539×10^7	6.947700×10^{-3}	4.336411×10^{-2}	1.593601×10^{-3}	4.184	1	503.217
T : 1 K	$\doteq 0.695039$	2.08367×10^4	1.380658×10^{-5}	8.61738×10^{-5}	3.16683×10^{-6}	8.31451×10^{-3}	1.98722×10^{-3}	1

Examples of the use of this table:

$$1 \text{ aJ} \doteq 50341 \text{ cm}^{-1}$$

$$1 \text{ eV} \doteq 96.4853 \text{ kJ mol}^{-1}$$

The symbol \doteq should be read as meaning corresponds to or is equivalent to.

$$E = h\nu = hc\bar{\nu} = kT; E_m = N_A E; E_h \text{ is the Hartree energy}$$

CONVERSION FACTORS FOR PRESSURE UNITS

	Pa	kPa	MPa	bar	atmos	Torr	μmHg	psi
Pa	1	0.001	0.000001	0.00001	9.8692×10^{-6}	0.0075006	7.5006	0.0001450377
kPa	1000	1	0.001	0.01	0.0098692	7.5006	7500.6	0.1450377
MPa	1000000	1000	1	10	9.8692	7500.6	7500600	145.0377
bar	100000	100	0.1	1	0.98692	750.06	750060	14.50377
atmos	101325	101.325	0.101325	1.01325	1	760	760000	14.69594
Torr	133.322	0.133322	0.000133322	0.00133322	0.00131579	1	1000	0.01933672
μmHg	0.133322	0.000133322	1.33322×10^{-7}	1.33322×10^{-6}	1.31579×10^{-6}	0.001	1	1.933672×10^{-5}
psi	6894.757	6.894757	0.006894757	0.06894757	0.068046	51.7151	51715.1	1

To convert a pressure value from a unit in the left hand column to a new unit, multiply the value by the factor appearing in the column for the new unit. For example:

$$1 \text{ kPa} = 9.8692 \times 10^{-3} \text{ atmos}$$

$$1 \text{ Torr} = 1.33322 \times 10^{-4} \text{ MPa}$$

Notes: μmHg is often referred to as “micron”
 Torr is essentially identical to mmHg
 psi is an abbreviation for the unit pound–force per square inch
 psia (as a term for a physical quantity) implies the true (absolute) pressure
 psig implies the true pressure minus the local atmospheric pressure

CONVERSION FACTORS FOR THERMAL CONDUCTIVITY UNITS

MULTIPLY ↓

by
appropriate
factor to
OBTAIN →

	$\text{Btu}_{\text{T}} \text{ft}^{-1} \text{ } ^\circ\text{F}^{-1}$	$\text{Btu}_{\text{T}} \text{in.} \text{ft}^{-2} \text{ } ^\circ\text{F}^{-1}$	$\text{Btu}_{\text{th}} \text{ft}^{-1} \text{ } ^\circ\text{F}^{-1}$	$\text{Btu}_{\text{th}} \text{in.} \text{ft}^{-2} \text{ } ^\circ\text{F}^{-1}$	$\text{cal}_{\text{T}} \text{s}^{-1} \text{cm}^{-1} \text{ } ^\circ\text{C}^{-1}$	$\text{cal}_{\text{th}} \text{s}^{-1} \text{cm}^{-1} \text{ } ^\circ\text{C}^{-1}$	$\text{kcal}_{\text{th}} \text{h}^{-1} \text{m}^{-1} \text{ } ^\circ\text{C}^{-1}$	$\text{J s}^{-1} \text{cm}^{-1} \text{K}^{-1}$	$\text{W cm}^{-1} \text{K}^{-1}$	$\text{W m}^{-1} \text{K}^{-1}$	$\text{mW cm}^{-1} \text{K}^{-1}$
$\text{Btu}_{\text{T}} \text{ft}^{-1} \text{ } ^\circ\text{F}^{-1}$	1	12	1.00067	12.0080	4.13379×10^{-3}	4.13656×10^{-3}	1.48916	1.73073×10^{-2}	1.73073×10^{-2}	1.73073	17.3073
$\text{Btu}_{\text{T}} \text{in.} \text{ft}^{-2} \text{ } ^\circ\text{F}^{-1}$	8.33333×10^{-2}	1	8.33891×10^{-2}	1.00067	3.44482×10^{-4}	3.44713×10^{-4}	0.124097	1.44228×10^{-3}	1.44228×10^{-3}	0.144228	1.44228
$\text{Btu}_{\text{th}} \text{ft}^{-1} \text{ } ^\circ\text{F}^{-1}$	0.999331	11.9920	1	12	4.13102×10^{-3}	4.13379×10^{-3}	1.48816	1.72958×10^{-2}	1.72958×10^{-2}	1.72958	17.2958
$\text{Btu}_{\text{th}} \text{in.} \text{ft}^{-2} \text{ } ^\circ\text{F}^{-1}$	8.32776×10^{-2}	0.999331	8.33333×10^{-2}	1	3.44252×10^{-4}	3.44482×10^{-4}	0.124014	1.44131×10^{-3}	1.44131×10^{-3}	0.144131	1.44131
$\text{cal}_{\text{T}} \text{s}^{-1} \text{cm}^{-1} \text{ } ^\circ\text{C}^{-1}$	2.41909×10^2	2.90291×10^3	2.42071×10^2	2.90485×10^3	1	1.00067	3.60241×10^2	4.1868	4.1868	4.1868×10^2	4.1868×10^3
$\text{cal}_{\text{th}} \text{s}^{-1} \text{cm}^{-1} \text{ } ^\circ\text{C}^{-1}$	2.41747×10^2	2.90096×10^3	2.41909×10^2	2.90291×10^3	0.999331	1	3.6×10^2	4.184	4.184	4.184×10^2	4.184×10^3
$\text{kcal}_{\text{th}} \text{h}^{-1} \text{m}^{-1} \text{ } ^\circ\text{C}^{-1}$	0.671520	8.05824	0.671969	8.06363	2.77592×10^{-3}	2.77778×10^{-3}	1	1.16222×10^{-2}	1.16222×10^{-2}	1.16222	11.6222
$\text{J s}^{-1} \text{cm}^{-1} \text{K}^{-1}$	57.7789	6.93347×10^2	57.8176	6.93811×10^2	0.238846	0.239006	86.0421	1	1	1×10^2	1×10^3
$\text{W cm}^{-1} \text{K}^{-1}$	57.7789	6.93347×10^2	57.8176	6.93811×10^2	0.238846	0.239006	86.0421	1	1	1×10^2	1×10^3
$\text{W m}^{-1} \text{K}^{-1}$	0.577789	6.93347	0.578176	6.93811	2.38846×10^{-3}	2.39006×10^{-3}	0.860421	1×10^{-2}	1×10^{-2}	1	10
$\text{mW cm}^{-1} \text{K}^{-1}$	5.77789×10^{-2}	0.693347	5.78176×10^{-2}	0.693811	2.38846×10^{-4}	2.39006×10^{-4}	8.60421×10^{-2}	1×10^{-3}	1×10^{-3}	0.1	1

CONVERSION FACTORS FOR ELECTRICAL RESISTIVITY UNITS

To convert FROM ↓ multiply by appropriate factor to OBTAIN →	abΩ cm	μΩ cm	Ω cm	StatΩ cm	Ω m	Ω cir. mil ft ⁻¹	Ω in.	Ω ft
abohm centimeter	1	1×10^{-3}	10^{-9}	1.113×10^{-21}	10^{-11}	6.015×10^{-3}	3.937×10^{-10}	3.281×10^{-11}
microohm centimeter	10^3	1	10^{-6}	1.113×10^{-18}	10^{-8}	6.015	3.937×10^{-7}	3.281×10^{-6}
ohm centimeter	10^8	10^6	1	1.113×10^{-12}	1×10^{-2}	6.015×10^6	3.937×10^{-1}	3.281×10^{-2}
statohm centimeter (esu)	8.987×10^{20}	8.987×10^{17}	8.987×10^{11}	1	8.987×10^9	5.406×10^{18}	3.538×10^{11}	2.949×10^{10}
ohm meter	10^{11}	10^8	10^2	1.113×10^{-10}	1	6.015×10^8	3.937×10^1	3.281
ohm circular mil per foot	1.662×10^2	1.662×10^{-1}	1.662×10^{-7}	1.850×10^{-19}	1.662×10^{-9}	1	6.54×10^{-6}	5.45×10^{-9}
ohm inch	2.54×10^9	2.54×10^6	2.54	2.827×10^{-12}	2.54×10^{-2}	1.528×10^7	1	8.3×10^{-2}
ohm foot	3.048×10^{10}	3.048×10^7	3.048×10^{-1}	3.3924×10^{-11}	3.048×10^{-1}	1.833×10^8	12	1

CONVERSION FACTORS FOR CHEMICAL KINETICS

Equivalent Second Order Rate Constants

A	B							
	$\text{cm}^3 \text{mol}^{-1} \text{s}^{-1}$	$\text{dm}^3 \text{mol}^{-1} \text{s}^{-1}$	$\text{m}^3 \text{mol}^{-1} \text{s}^{-1}$	$\frac{\text{cm}^3}{\text{molecule}} \text{s}^{-1}$	$(\text{mm Hg})^{-1} \text{s}^{-1}$	$\text{atm}^{-1} \text{s}^{-1}$	$\text{ppm}^{-1} \text{min}^{-1}$	$\text{m}^2 \text{kN}^{-1} \text{s}^{-1}$
$1 \text{ cm}^3 \text{mol}^{-1} \text{s}^{-1} =$	1	10^{-3}	10^{-6}	1.66×10^{-24}	$1.604 \times 10^{-5} T^{-1}$	$1.219 \times 10^{-2} T^{-1}$	2.453×10^{-9}	$1.203 \times 10^{-4} T^{-1}$
$1 \text{ dm}^3 \text{mol}^{-1} \text{s}^{-1} =$	10^3	1	10^{-3}	1.66×10^{-21}	$1.604 \times 10^{-2} T^{-1}$	$12.19 T^{-1}$	2.453×10^{-6}	$1.203 \times 10^{-1} T^{-1}$
$1 \text{ m}^3 \text{mol}^{-1} \text{s}^{-1} =$	10^6	10^3	1	1.66×10^{-18}	$16.04 T^{-1}$	$1.219 \times 10^4 T^{-1}$	2.453×10^{-3}	$120.3 T^{-1}$
$1 \text{ cm}^3 \text{molecule}^{-1} \text{s}^{-1} =$	6.023×10^{23}	6.023×10^{20}	6.023×10^{17}	1	$9.658 \times 10^{18} T^{-1}$	$7.34 \times 10^{21} T^{-1}$	1.478×10^{15}	$7.244 \times 10^{19} T^{-1}$
$1 (\text{mm Hg})^{-1} \text{s}^{-1} =$	$6.236 \times 10^4 T$	$62.36 T$	$6.236 \times 10^2 T$	$1.035 \times 10^{-19} T$	1	760	4.56×10^{-2}	7.500
$1 \text{ atm}^{-1} \text{s}^{-1} =$	$82.06 T$	$8.206 \times 10^{-2} T$	$8.206 \times 10^{-5} T$	$1.362 \times 10^{-22} T$	1.316×10^{-3}	1	6×10^{-5}	9.869×10^{-3}
$1 \text{ ppm}^{-1} \text{min}^{-1} =$ at 298 K, 1 atm total pressure	4.077×10^8	4.077×10^5	407.7	6.76×10^{-16}	21.93	1.667×10^4	1	164.5
$1 \text{ m}^2 \text{kN}^{-1} \text{s}^{-1} =$	$8314 T$	$8.314 T$	$8.314 \times 10^{-3} T$	$1.38 \times 10^{-20} T$	0.1333	101.325	6.079×10^{-3}	1

To convert a rate constant from one set of units A to a new set B find the conversion factor for the row A under column B and multiply the old value by it, e.g. to convert $\text{cm}^3 \text{molecule}^{-1} \text{s}^{-1}$ to $\text{m}^3 \text{mol}^{-1} \text{s}^{-1}$ multiply by 6.023×10^{17} .

Table adapted from High Temperature Reaction Rate Data No. 5, The University, Leeds (1970).

Equivalent Third Order Rate Constants

A	B							
	$\text{cm}^6 \text{mol}^{-2} \text{s}^{-1}$	$\text{dm}^6 \text{mol}^{-2} \text{s}^{-1}$	$\text{m}^6 \text{mol}^{-2} \text{s}^{-1}$	$\frac{\text{cm}^6}{\text{molecule}^2} \text{s}^{-1}$	$(\text{mm Hg})^{-2} \text{s}^{-1}$	$\text{atm}^{-2} \text{s}^{-1}$	$\text{ppm}^{-2} \text{min}^{-1}$	$\text{m}^4 \text{kN}^{-2} \text{s}^{-1}$
$1 \text{ cm}^6 \text{mol}^{-2} \text{s}^{-1} =$	1	10^{-6}	10^{-12}	2.76×10^{-48}	$2.57 \times 10^{-10} T^{-2}$	$1.48 \times 10^{-4} T^{-2}$	1.003×10^{-19}	$1.477 \times 10^{-8} T^{-2}$
$1 \text{ dm}^6 \text{mol}^{-2} \text{s}^{-1} =$	10^6	1	10^{-6}	2.76×10^{-42}	$2.57 \times 10^{-4} T^{-2}$	$148 T^{-2}$	1.003×10^{-13}	$1.477 \times 10^{-2} T^{-2}$
$1 \text{ m}^6 \text{mol}^{-2} \text{s}^{-1} =$	10^{12}	10^6	1	2.76×10^{-36}	$257 T^{-2}$	$1.48 \times 10^8 T^{-2}$	1.003×10^{-7}	$1.477 \times 10^4 T^{-2}$
$1 \text{ cm}^6 \text{molecule}^{-2} \text{s}^{-1} =$	3.628×10^{47}	3.628×10^{41}	3.628×10^{35}	1	$9.328 \times 10^{37} T^{-2}$	$5.388 \times 10^{43} T^{-2}$	3.64×10^{28}	$5.248 \times 10^{39} T^{-2}$
$1 (\text{mm Hg})^{-2} \text{s}^{-1} =$	$3.89 \times 10^9 T^2$	$3.89 \times 10^3 T^2$	$3.89 \times 10^{-3} T^2$	$1.07 \times 10^{-38} T^2$	1	5.776×10^5	3.46×10^{-5}	56.25
$1 \text{ atm}^{-2} \text{s}^{-1} =$	$6.733 \times 10^3 T^2$	$6.733 \times 10^{-3} T^2$	$6.733 \times 10^{-9} T^2$	$1.86 \times 10^{-44} T^2$	1.73×10^{-6}	1	6×10^{-11}	9.74×10^{-5}
$1 \text{ ppm}^{-2} \text{min}^{-1} =$ at 298K, 1 atm total pressure	9.97×10^{18}	9.97×10^{12}	9.97×10^6	2.75×10^{-29}	2.89×10^4	1.667×10^{10}	1	1.623×10^6
$1 \text{ m}^4 \text{kN}^{-2} \text{s}^{-1} =$	$6.91 \times 10^7 T^2$	$6.91 T^2$	$6.91 \times 10^{-5} T^2$	$1.904 \times 10^{-40} T^2$	0.0178	1.027×10^4	6.16×10^{-7}	1

From *J. Phys. Chem. Ref. Data*, 9, 470, 1980, by permission of the authors and the copyright owner, the American Institute of Physics.

CONVERSION FACTORS FOR IONIZING RADIATION

Conversion Between SI and Other Units

Quantity	Symbol for quantity	Expression in SI units	Expression in symbols for SI units	Special name for SI units	Symbols using special names		Symbol for conventional unit	Value of conventional unit in SI units
					Conventional units	Conventional units		
Activity	A	1 per second	s^{-1}	becquerel	Bq	curie	Ci	3.7×10^{10} Bq
Absorbed dose	D	joule per kilogram	$J kg^{-1}$	gray	Gy	rad	rad	0.01 Gy
Absorbed dose rate	\dot{D}	joule per kilogram second	$J kg^{-1} s^{-1}$		$Gy s^{-1}$	rad	rad s^{-1}	0.01 $Gy s^{-1}$
Average energy per ion pair	W	joule	J			electronvolt	eV	1.602×10^{-19} J
Dose equivalent	H	joule per kilogram	$J kg^{-1}$	sievert	Sv	rem	rem	0.01 Sv
Dose equivalent rate	\dot{H}	joule per kilogram second	$J kg^{-1} s^{-1}$		$Sv s^{-1}$	rem per second	rem s^{-1}	0.01 $Sv s^{-1}$
Electric current	I	ampere	A			ampere	A	1.0 A
Electric potential difference	U, V	watt per ampere	$W A^{-1}$	volt	V	volt	V	1.0 V
Exposure	\dot{X}	coulomb per kilogram	$C kg^{-1}$			roentgen	R	2.58×10^{-4} C kg^{-1}
Exposure rate	X	coulomb per kilogram second	$C kg^{-1} s^{-1}$			roentgen	R s^{-1}	2.58×10^{-4} C $kg^{-1} s^{-1}$
Fluence	ϕ	1 per meter squared	m^{-2}			1 per centimeter squared	cm^{-2}	$1.0 \times 10^4 m^{-2}$
Fluence rate	Φ	1 per meter squared second	$m^{-2} s^{-1}$			1 per centimeter squared second	$cm^{-2} s^{-1}$	$1.0 \times 10^4 m^{-2} s^{-1}$
Kerma	K	joule per kilogram	$J kg^{-1}$	gray	Gy	rad	rad	0.01 Gy
Kerma rate	\dot{K}	joule per kilogram second	$J kg^{-1} s^{-1}$		$Gy s^{-1}$	rad per second	rad s^{-1}	0.01 $Gy s^{-1}$
Lineal energy	y	joule per meter	$J m^{-1}$			kiloelectron volt per micrometer	keV μm^{-1}	1.602×10^{-10} J m^{-1}
Linear energy transfer	L	joule per meter	$J m^{-1}$			kiloelectron volt per micrometer	keV μm^{-1}	1.602×10^{-10} J m^{-1}
Mass attenuation coefficient	μ/ρ	meter squared per kilogram	$m^2 kg^{-1}$			centimeter squared per gram	$cm^2 g^{-1}$	0.1 $m^2 kg^{-1}$
Mass energy transfer coefficient	μ_{tr}/ρ	meter squared per kilogram	$m^2 kg^{-1}$			centimeter squared per gram	$cm^2 g^{-1}$	0.1 $m^2 kg^{-1}$
Mass energy absorption coefficient	μ_{en}/ρ	meter squared per kilogram	$m^2 kg^{-1}$			centimeter squared per gram	$cm^2 g^{-1}$	0.1 $m^2 kg^{-1}$
Mass stopping power	S/ρ	joule meter squared per kilogram	$J m^2 kg^{-1}$			MeV centimeter squared per gram	MeV $cm^2 g^{-1}$	1.602×10^{-14} J $m^2 kg^{-1}$
Power	P	joule per second	$J s^{-1}$	watt	W	watt	W	1.0 W
Pressure	p	newton per meter squared	$N m^{-2}$	pascal	Pa	torr	torr	(101325/760)Pa
Radiation chemical yield	G	mole per joule	$mol J^{-1}$			molecules per 100 electron volts	molecules $(100 eV)^{-1}$	1.04×10^{-7} mol J^{-1}
Specific energy	z	joule per kilogram	$J kg^{-1}$	gray	Gy	rad	rad	0.01 Gy

Conversion of Radioactivity Units from MBq to mCi and μ Ci

MBq	mCi	MBq	mCi	MBq	mCi	MBq	mCi	MBq	mCi
7000	189.	700	18.9	70	1.89	7	189	0.7	18.9
6000	162.	600	16.2	60	1.62	6	162	0.6	16.2
5000	135.	500	13.5	50	1.35	5	135	0.5	13.5
4000	108.	400	10.8	40	1.08	4	108	0.4	10.8
3000	81.	300	8.1	30	810	3	81	0.3	8.1
2000	54.	200	5.4	20	540	2	54	0.2	5.4
1000	27.	100	2.7	10	270	1	27	0.1	2.7
900	24.	90	2.4	9	240	0.9	24		
800	21.6	80	2.16	8	220	0.8	21.6		

Conversion of Radioactivity Units from mCi and μ Ci to MBq

mCi	MBq	mCi	MBq	mCi	MBq	μ Ci	MBq	μ Ci	MBq	μ Ci	MBq
200	7400	40	1480	5	185	1000	37.0	200	7.4	30	1.11
150	5550	30	1110	4	148	900	33.3	100	3.7	20	0.74
100	3700	20	740	3	111	800	29.6	90	3.33	10	0.37
90	3330	10	370	2	74.0	700	25.9	80	2.96	5	0.185
80	2960	9	333	1	37.0	600	22.2	70	2.59	2	0.074
70	2590	8	296			500	18.5	60	2.22	1	0.037
60	2220	7	259			400	14.8	50	1.85		
50	1850	6	222			300	11.1	40	1.48		

Conversion of Radioactivity Units

100 TBq (10^{14} Bq)	=	2.7 kCi (2.7×10^3 Ci)	100 kBq (10^5 Bq)	=	2.7 μ Ci (2.7×10^{-6} Ci)
10 TBq (10^{13} Bq)	=	270 Ci (2.7×10^2 Ci)	10 kBq (10^4 Bq)	=	270 nCi (2.7×10^{-7} Ci)
1 TBq (10^{12} Bq)	=	27 Ci (2.7×10^1 Ci)	1 kBq (10^3 Bq)	=	27 nCi (2.7×10^{-8} Ci)
100 GBq (10^{11} Bq)	=	2.7 Ci (2.7×10^0 Ci)	100 Bq (10^2 Bq)	=	2.7 nCi (2.7×10^{-9} Ci)
10 GBq (10^{10} Bq)	=	270 mCi (2.7×10^{-1} Ci)	10 Bq (10^1 Bq)	=	270 pCi (2.7×10^{-10} Ci)
1 GBq (10^9 Bq)	=	27 mCi (2.7×10^{-2} Ci)	1 Bq (10^0 Bq)	=	27 pCi (2.7×10^{-11} Ci)
100 MBq (10^8 Bq)	=	2.7 mCi (2.7×10^{-3} Ci)	100 mBq (10^{-1} Bq)	=	2.7 pCi (2.7×10^{-12} Ci)
10 MBq (10^7 Bq)	=	270 μ Ci (2.7×10^{-4} Ci)	10 mBq (10^{-2} Bq)	=	270 fCi (2.7×10^{-13} Ci)
1 MBq (10^6 Bq)	=	27 μ Ci (2.7×10^{-5} Ci)	1 mBq (10^{-3} Bq)	=	27 fCi (2.7×10^{-14} Ci)

Conversion of Absorbed Dose Units

SI Units	Conventional	SI Units	Conventional
100 Gy (10^2 Gy)	= 10,000 rad (10^4 rad)	100 μ Gy (10^{-4} Gy)	= 10 mrad (10^{-2} rad)
10 Gy (10^1 Gy)	= 1,000 rad (10^3 rad)	10 μ Gy (10^{-5} Gy)	= 1 mrad (10^{-3} rad)
1 Gy (10^0 Gy)	= 100 rad (10^2 rad)	1 μ Gy (10^{-6} Gy)	= 100 μ rad (10^{-4} rad)
100 mGy (10^{-1} Gy)	= 10 rad (10^1 rad)	100 nGy (10^{-7} Gy)	= 10 μ rad (10^{-5} rad)
10 mGy (10^{-2} Gy)	= 1 rad (10^0 rad)	10 nGy (10^{-8} Gy)	= 1 μ rad (10^{-6} rad)
1 mGy (10^{-3} Gy)	= 100 mrad (10^{-1} rad)	1 nGy (10^{-9} Gy)	= 100 nrad (10^{-7} rad)

Conversion of Dose Equivalent Units

100 Sv (10^2 Sv)	=	10,000 rem (10^4 rem)	100 μ Sv (10^{-4} Sv)	=	10 mrem (10^{-2} rem)
10 Sv (10^1 Sv)	=	1,000 rem (10^3 rem)	10 μ Sv (10^{-5} Sv)	=	1 mrem (10^{-3} rem)
1 Sv (10^0 Sv)	=	100 rem (10^2 rem)	1 μ Sv (10^{-6} Sv)	=	100 μ rem (10^{-4} rem)
100 mSv (10^{-1} Sv)	=	10 rem (10^1 rem)	100 nSv (10^{-7} Sv)	=	10 μ rem (10^{-5} rem)
10 mSv (10^{-2} Sv)	=	1 rem (10^0 rem)	10 nSv (10^{-8} Sv)	=	1 μ rem (10^{-6} rem)
1 mSv (10^{-3} Sv)	=	100 mrem (10^{-1} rem)	1 nSv (10^{-9} Sv)	=	100 nrem (10^{-7} rem)

VALUES OF THE GAS CONSTANT IN DIFFERENT UNIT SYSTEMS

In SI units the value of the gas constant, R , is:

$$\begin{aligned} R &= 8.314472 \text{ Pa m}^3 \text{ K}^{-1} \text{ mol}^{-1} \\ &= 8314.472 \text{ Pa L K}^{-1} \text{ mol}^{-1} \\ &= 0.08314472 \text{ bar L K}^{-1} \text{ mol}^{-1} \end{aligned}$$

$$1 \text{ torr (mm Hg)} = 133.322 \text{ Pa [at } 0^\circ\text{C]}$$

$$1 \text{ in Hg} = 3386.38 \text{ Pa [at } 0^\circ\text{C]}$$

$$1 \text{ in H}_2\text{O} = 249.082 \text{ Pa [at } 4^\circ\text{C]}$$

$$1 \text{ ft H}_2\text{O} = 2988.98 \text{ Pa [at } 4^\circ\text{C]}$$

This table gives the appropriate value of R for use in the ideal gas equation, $PV = nRT$, when the variables are expressed in other units. The following conversion factors for pressure units were used in generating the table:

$$\begin{aligned} 1 \text{ atm} &= 101325 \text{ Pa} \\ 1 \text{ psi} &= 6894.757 \text{ Pa} \end{aligned}$$

Reference

Mohr, P. J., and Taylor, B. N., "The 2002 CODATA Recommended Values of the Fundamental Physical Constants," *Rev. Mod. Phys.* 77, 1, 2005. See also <<http://physics.nist.gov/constants>>

V	T	Units of V, T, n		Units of P					
		n	kPa	atm	psi	mmHg	in Hg	in H ₂ O	ft H ₂ O
ft ³	K	mol	0.2936228	0.00289784	0.0425864	2.20236	0.0867070	1.17881	0.0982351
		lb-mol	133.1851	1.31443	19.3168	998.973	39.3296	534.704	44.5587
	°R	mol	0.1631238	0.00160990	0.0236591	1.22353	0.0481706	0.654900	0.0545751
cm ³	K	mol	73.99170	0.730242	10.7316	554.984	21.8498	297.058	24.7548
		lb-mol	3771381	37220.6	546993	282878000	1113690	15141100	1261760
	°R	mol	4619.151	45.5875	669.951	34646.5	1364.03	18544.7	1545.39
L	K	mol	2095211	20678.1	303885	15715400	618717	8411730	700979
		lb-mol	8.314472	0.0820574	1.20591	62.3638	2.45527	33.3804	2.78171
	°R	mol	3771.381	37.2206	546.993	28287.8	1113.69	15141.1	1261.76
m ³	K	mol	4.619151	0.0455875	0.669951	34.6465	1.36403	18.5447	1.54539
		lb-mol	2095.211	20.6781	303.885	15715.4	618.717	8411.73	700.979
	°R	mol	0.008314472	0.0000820574	0.00120591	0.0623638	0.00245527	0.0333804	0.00278171
m ³	K	lb-mol	3.771381	0.0372206	0.546993	28.2878	1.11369	15.1411	1.26176
		°R	mol	0.004619151	0.0000455875	0.000669951	0.0346465	0.00136403	0.0185447
	lb-mol	2.095211	0.0206781	0.303885	15.7154	0.618717	8.41173	0.700979	

PERIODIC TABLE OF THE ELEMENTS

1 Group IA		2 IIA		New Notation Previous IUPAC Form CAS Version										13 IIIB IIIA	14 IVB IVA	15 VB VA	16 VIB VIA	17 VIIB VIIA	18 VIIIA	Shell								
1 H 1.00794 1																			2 He 4.002602 2		K							
3 Li 6.941 2-1	4 Be 9.012182 2-2																		5 B 10.811 2-3	6 C 12.0107 2-4	7 N 14.0067 2-5	8 O 15.9994 2-6	9 F 18.9984032 2-7	10 Ne 20.1797 2-8		K-L		
11 Na 22.989770 2-8-1	12 Mg 24.3050 2-8-2	3 IIIA IIIB	4 IVA IVB	5 VA VB	6 VIA VIB	7 VIIA VIIB	8 VIIIA VIII	9 VIIIA VIII	10	11 IB IB	12 IIB IIB	13 Al 26.981538 2-8-3	14 Si 28.0855 2-8-4	15 P 30.973761 2-8-5	16 S 32.065 2-8-6	17 Cl 35.453 2-8-7	18 Ar 39.948 2-8-8									K-L-M		
19 K 39.0983 -8-8-1	20 Ca 40.078 -8-8-2	21 Sc 44.955910 -8-9-2	22 Ti 47.867 -8-10-2	23 V 50.9415 -8-11-2	24 Cr 51.9961 -8-13-1	25 Mn 54.938049 -8-13-2	26 Fe 55.845 -8-14-2	27 Co 58.933200 -8-15-2	28 Ni 58.6934 -8-16-2	29 Cu 63.546 -8-18-1	30 Zn 65.409 -8-18-2	31 Ga 69.723 -8-18-3	32 Ge 72.64 -8-18-4	33 As 74.92160 -8-18-5	34 Se 78.96 -8-18-6	35 Br 79.904 -8-18-7	36 Kr 83.798 -8-18-8										-L-M-N	
37 Rb 85.4678 -18-8-1	38 Sr 87.62 -18-8-2	39 Y 88.90585 -18-9-2	40 Zr 91.224 -18-10-2	41 Nb 92.90638 -18-12-1	42 Mo 95.94 -18-13-1	43 Tc (98) -18-13-2	44 Ru 101.07 -18-15-1	45 Rh 102.90550 -18-16-1	46 Pd 106.42 -18-18-0	47 Ag 107.8682 -18-18-1	48 Cd 112.411 -18-18-2	49 In 114.818 -18-18-3	50 Sn 118.710 -18-18-4	51 Sb 121.760 -18-18-5	52 Te 127.60 -18-18-6	53 I 126.90447 -18-18-7	54 Xe 131.293 -18-18-8										-M-N-O	
55 Cs 132.90545 -18-8-1	56 Ba 137.327 -18-8-2	57* La 138.9055 -18-9-2	72 Hf 178.49 -32-10-2	73 Ta 180.9479 -32-11-2	74 W 183.84 -32-12-2	75 Re 186.207 -32-13-2	76 Os 190.23 -32-14-2	77 Ir 192.217 -32-15-2	78 Pt 195.078 -32-17-1	79 Au 196.96655 -32-18-1	80 Hg 200.59 -32-18-2	81 Tl 204.3833 -32-18-3	82 Pb 207.2 -32-18-4	83 Bi 208.98038 -32-18-5	84 Po (209) -32-18-6	85 At (210) -32-18-7	86 Rn (222) -32-18-8										-N-O-P	
87 Fr (223) -18-8-1	88 Ra (226) -18-8-2	89** Ac (227) -18-9-2	104 Rf (261) -32-10-2	105 Db (262) -32-11-2	106 Sg (266) -32-12-2	107 Bh (264) -32-13-2	108 Hs (277) -32-14-2	109 Mt (268) -32-15-2	110 Ds (271) -32-16-2	111 Rg (272)	112 Uub (285)		114 Uuq (289)		116 Uuh (289)													-O-P-Q
* Lanthanides		58 Ce 140.116 -19-9-2	59 Pr 140.90765 -21-8-2	60 Nd 144.24 -22-8-2	61 Pm (145) -23-8-2	62 Sm 150.36 -24-8-2	63 Eu 151.964 -25-8-2	64 Gd 157.25 -25-9-2	65 Tb 158.92534 -27-8-2	66 Dy 162.500 -28-8-2	67 Ho 164.93032 -29-8-2	68 Er 167.259 -30-8-2	69 Tm 168.93421 -31-8-2	70 Yb 173.04 -32-8-2	71 Lu 174.967 -32-9-2													-N-O-P
** Actinides		90 Th 232.0381 -18-10-2	91 Pa 231.03588 -20-9-2	92 U 238.02891 -21-9-2	93 Np (237) -22-9-2	94 Pu (244) -24-8-2	95 Am (243) -25-8-2	96 Cm (247) -25-9-2	97 Bk (247)	98 Cf (251) -28-8-2	99 Es (252) -29-8-2	100 Fm (257) -30-8-2	101 Md (258) -31-8-2	102 No (259) -32-8-2	103 Lr (262) -32-8-3													-O-P-Q

Key to Chart

Atomic Number → 50
Symbol → Sn
2001 Atomic Weight → 118.710
Oxidation States → +2, +4
Electron Configuration → 18-18-4

The new IUPAC format numbers the groups from 1 to 18. The previous IUPAC numbering system and the system used by Chemical Abstracts Service (CAS) are also shown. For radioactive elements that do not occur in nature, the mass number of the most stable isotope is given in parentheses. Elements 112, 114, and 116 have been reported but not confirmed.

References

- G. J. Leigh, Editor, *Nomenclature of Inorganic Chemistry*, Blackwell Scientific Publications, Oxford, 1990.
- Chemical and Engineering News*, 63(5), 27, 1985.
- Atomic Weights of the Elements, 2001, *Pure & Appl. Chem.*, 75, 1107, 2003.

- Metallic solids
- Non-metallic solids
- Liquids
- Gases

UNITS FOR MAGNETIC PROPERTIES

Quantity	Symbol	Gaussian & cgs emu ^a	Conversion factor, C ^b	SI & rationalized mks ^c
Magnetic flux density, magnetic induction	B	gauss (G) ^d	10 ⁻⁴	tesla (T), Wb/m ²
Magnetic flux	Φ	maxwell (Mx), G · cm ²	10 ⁻⁸	weber (Wb), volt second (V · s)
Magnetic potential difference, magnetomotive force	U, F	gilbert (Gb)	10/4 π	ampere (A)
Magnetic field strength, magnetizing force	H	oersted (Oe), ^e Gb/cm	10 ³ /4 π	A/m ^f
(Volume) magnetization ^g	M	emu/cm ^{3h}	10 ³	A/m
(Volume) magnetization	4 πM	G	10 ³ /4 π	A/m
Magnetic polarization, intensity of magnetization	J, I	emu/cm ³	4 π × 10 ⁻⁴	T, Wb/m ²ⁱ
(Mass) magnetization	σ, M	emu/g	1	A · m ² /kg
			4 π × 10 ⁻⁷	Wb · m/kg
Magnetic moment	m	emu, erg/G	10 ⁻³	A · m ² , joule per tesla (J/T)
Magnetic dipole moment	j	emu, erg/G	4 π × 10 ⁻¹⁰	Wb · m ⁱ
(Volume) susceptibility	χ, κ	dimensionless, emu/cm ³	4 π	dimensionless
			(4 π) ² × 10 ⁻⁷	henry per meter (H/m), Wb/(A · m)
(Mass) susceptibility	χ_p, κ_p	cm ³ /g, emu/g	4 π × 10 ⁻³	m ³ /kg
			(4 π) ² × 10 ⁻¹⁰	H · m ² /kg
(Molar) susceptibility	χ_{mol}, κ_{mol}	cm ³ /mol, emu/mol	4 π × 10 ⁻⁶	m ³ /mol
			(4 π) ² × 10 ⁻¹³	H · m ² /mol
Permeability	μ	dimensionless	4 π × 10 ⁻⁷	H/m, Wb/(A · m)
Relative permeability ^j	μ_r	not defined		dimensionless
(Volume) energy density, energy product ^k	W	erg/cm ³	10 ⁻¹	J/m ³
Demagnetization factor	D, N	dimensionless	1/4 π	dimensionless

^a. Gaussian units and cgs emu are the same for magnetic properties. The defining relation is $B = H + 4\pi M$.

^b. Multiply a number in Gaussian units by C to convert it to SI (e.g., 1 G × 10⁻⁴ T/G = 10⁻⁴ T).

^c. SI (*Système International d'Unités*) has been adopted by the National Bureau of Standards. Where two conversion factors are given, the upper one is recognized under, or consistent with, SI and is based on the definition $B = \mu_0(H + M)$, where $\mu_0 = 4\pi \times 10^{-7}$ H/m. The lower one is not recognized under SI and is based on the definition $B = \mu_0 H + J$, where the symbol I is often used in place of J .

^d. 1 gauss = 10⁵ gamma (γ).

^e. Both oersted and gauss are expressed as cm^{-1/2} · g^{1/2} · s⁻¹ in terms of base units.

^f. A/m was often expressed as "ampere-turn per meter" when used for magnetic field strength.

^g. Magnetic moment per unit volume.

^h. The designation "emu" is not a unit.

ⁱ. Recognized under SI, even though based on the definition $B = \mu_0 H + J$. See footnote c.

^j. $\mu_r = \mu/\mu_0 = 1 + \chi_r$, all in SI. μ_r is equal to Gaussian μ .

^k. $B \cdot H$ and $\mu_0 M \cdot H$ have SI units J/m³; $M \cdot H$ and $B \cdot H/4\pi$ have Gaussian units erg/cm³.

R. B. Goldfarb and F. R. Fickett, U.S. Department of Commerce, National Bureau of Standards, Boulder, Colorado 80303, March 1985, NBS Special Publication 696. For sale by the Superintendent of Documents, U.S. Government Printing Office, Washington, DC 20402.

SYMBOLS AND TERMINOLOGY FOR PHYSICAL AND CHEMICAL QUANTITIES

The International Organization for Standardization (ISO), International Union of Pure and Applied Chemistry (IUPAC), and the International Union of Pure and Applied Physics (IUPAP) have jointly developed a set of recommended symbols for physical and chemical quantities. Consistent use of these recommended symbols helps assure unambiguous scientific communication. The list below is reprinted from Reference 1 with permission from IUPAC. Full details may be found in the following references:

1. Ian Mills, Ed., *Quantities, Units, and Symbols in Physical Chemistry*, Blackwell Scientific Publications, Oxford, 1988.
2. E. R. Cohen and P. Giacomo, *Symbols, Units, Nomenclature, and Fundamental Constants in Physics*, Document IUPAP-25, 1987; also published in *Physica*, 146A 1-68, 1987.
3. *ISO Standards Handbook 2: Units of Measurement*, International Organization of Standardization, Geneva, 1982.

GENERAL RULES

The value of a physical quantity is expressed as the product of a numerical value and a unit, e.g.:

$$T = 300 \text{ K}$$

$$V = 26.2 \text{ cm}^3$$

$$C_p = 45.3 \text{ J mol}^{-1} \text{ K}^{-1}$$

The symbol for a physical quantity is always given in italic (sloping) type, while symbols for units are given in roman type. Column headings in tables and axis labels on graphs may conveniently be written as the physical quantity symbol divided by the unit symbol, e.g.:

$$T/K$$

$$V/\text{cm}^3$$

$$C_p/J \text{ mol}^{-1} \text{ K}^{-1}$$

The values in the table or graph axis are then pure numbers. Subscripts to symbols for physical quantities should be italic if the subscript refers to another physical quantity or to a number, e.g.:

$$C_p - \text{heat capacity at constant pressure}$$

$$B_n - \text{nth virial coefficient}$$

Subscripts which have other meanings should be in roman type:

$$m_p - \text{mass of the proton}$$

$$E_k - \text{kinetic energy}$$

The following tables give the recommended symbols for the major classes of physical and chemical quantities. The expression in the Definition column is given as an aid in identifying the quantity but is not necessarily the complete or unique definition. The SI Unit gives one (not necessarily unique) expression for the coherent SI unit for the quantity. Other equivalent unit expressions, including those which involve SI prefixes, may be used.

Name	Symbol	Definition	SI unit
<i>Space and Time</i>			
cartesian space coordinates	x, y, z		m
spherical polar coordinates	r, θ, ϕ		m, 1, 1
generalized coordinate	q, q_i		(varies)
position vector	r	$r = xi + yj + zk$	m
length	l		m
special symbols:			
height	h		
breadth	b		
thickness	d, δ		
distance	d		
radius	r		
diameter	d		
path length	s		
length of arc	s		
area	A, A_x, S		m ²
volume	$V, (v)$		m ³
plane angle	$\alpha, \beta, \gamma, \theta, \phi, \dots$	$\alpha = s/r$	rad, 1
solid angle	ω, Ω	$\omega = A/r^2$	sr, 1
time	t		s
period	T	$T = t/N$	s
frequency	ν, f	$\nu = 1/T$	Hz
circular frequency, angular frequency	ω	$\omega = 2\pi\nu$	rad s ⁻¹ , s ⁻¹
characteristic time interval, relaxation time, time constant	τ, T	$\tau = dt/d\ln x $	s
angular velocity	ω	$\omega = d\phi/dt$	rad s ⁻¹ , s ⁻¹
velocity	v, u, w, c, r	$v = dr/dt$	m s ⁻¹

Name	Symbol	Definition	SI unit
speed	v, u, w, c	$v = v $	m s^{-1}
acceleration	$a, (g)$	$a = dv/dt$	m s^{-2}
Classical Mechanics			
mass	m		kg
reduced mass	μ	$\mu = m_1 m_2 / (m_1 + m_2)$	kg
density, mass density	ρ	$\rho = m/V$	kg m^{-3}
relative density	d	$d = \rho/\rho$	1
surface density	ρ_A, ρ_S	$\rho_A = m/A$	kg m^{-2}
specific volume	v	$v = V/m = 1/\rho$	$\text{m}^3 \text{kg}^{-1}$
momentum	p	$p = mv$	kg m s^{-1}
angular momentum, action	L	$L = r \times p$	J s
moment of inertia	I, J	$I = \sum m_i r_i^2$	kg m^2
force	F	$F = dp/dt = ma$	N
torque, moment of a force	$T, (M)$	$T = r \times F$	N m
energy	E		J
potential energy	E_p, V, Φ	$E_p = \int F \cdot ds$	J
kinetic energy	E_k, T, K	$E_k = 1/2 mv^2$	J
work	W, w	$W = \int F \cdot ds$	J
Hamilton function	H	$H(q, p) = T(q, p) + V(q)$	J
Lagrange function	L	$L(q, \dot{q}) = T(q, \dot{q}) - V(q)$	J
pressure	p, P	$p = F/A$	Pa, N m^{-2}
surface tension	γ, σ	$\gamma = dW/dA$	$\text{N m}^{-1}, \text{J m}^{-2}$
weight	$G, (W, P)$	$G = mg$	N
gravitational constant	G	$F = Gm_1 m_2 / r^2$	$\text{N m}^2 \text{kg}^{-2}$
normal stress	σ	$\sigma = F/A$	Pa
shear stress	τ	$\tau = F/A$	Pa
linear strain, relative elongation	ε, e	$\varepsilon = \Delta l/l$	1
modulus of elasticity, Young's modulus	E	$E = \sigma/\varepsilon$	Pa
shear strain	γ	$\gamma = \Delta x/d$	1
shear modulus	G	$G = \tau/\gamma$	Pa
volume strain, bulk strain	θ	$\theta = \Delta V/V_0$	1
bulk modulus, compression modulus	K	$K = -V_0(dP/dV)$	Pa
viscosity, dynamic viscosity	η, μ	$\tau_{xz} = \eta(dv_x/dz)$	Pa s
fluidity	ϕ	$\phi = 1/\eta$	$\text{m kg}^{-1} \text{s}$
kinematic viscosity	ν	$\nu = \eta/\rho$	$\text{m}^2 \text{s}^{-1}$
friction coefficient	$\mu, (f)$	$F_{\text{frict}} = \mu F_{\text{norm}}$	1
power	P	$P = dW/dt$	W
sound energy flux	P, P_a	$P = dE/dt$	W
acoustic factors			
reflection factor	ρ	$\rho = P_r/P_0$	1
acoustic absorption factor	$\alpha_a, (\alpha)$	$\alpha_a = 1 - \rho$	1
transmission factor	τ	$\tau = P_t/P_0$	1
dissipation factor	δ	$\delta = \alpha_a - \tau$	1
Electricity and Magnetism			
quantity of electricity, electric charge	Q		C
charge density	ρ	$\rho = Q/V$	C m^{-3}
surface charge density	σ	$\sigma = Q/A$	C m^{-2}
electric potential	V, ϕ	$V = dW/dQ$	V, J C^{-1}
electric potential difference	$U, \Delta V, \Delta \phi$	$U = V_2 - V_1$	V
electromotive force	E	$E = \int (F/Q) \cdot ds$	V
electric field strength	E	$E = F/Q = -\text{grad } V$	V m^{-1}
electric flux	Ψ	$\Psi = \int D \cdot dA$	C
electric displacement	D	$D = \varepsilon E$	C m^{-2}
capacitance	C	$C = Q/U$	F, C V^{-1}
permittivity	ε	$D = \varepsilon E$	F m^{-1}
permittivity of vacuum	ε_0	$\varepsilon_0 = \mu_0^{-1} c_0^{-2}$	F m^{-1}
relative permittivity	ε_r	$\varepsilon_r = \varepsilon/\varepsilon_0$	1
dielectric polarization (dipole moment per volume)	P	$P = D - \varepsilon_0 E$	C m^{-2}
electric susceptibility	χ_e	$\chi_e = \varepsilon_r - 1$	1
electric dipole moment	p, μ	$p = Qr$	C m

Name	Symbol	Definition	SI unit
electric current	I	$I = dQ/dt$	A
electric current density	j, \mathbf{J}	$I = \int \mathbf{j} \cdot d\mathbf{A}$	A m ⁻²
magnetic flux density, magnetic induction	\mathbf{B}	$\mathbf{F} = Q\mathbf{v} \times \mathbf{B}$	T
magnetic flux	Φ	$\Phi = \int \mathbf{B} \cdot d\mathbf{A}$	A m ⁻²
magnetic field strength	\mathbf{H}	$\mathbf{B} = \mu\mathbf{H}$	A m ⁻²
permeability	μ	$\mathbf{B} = \mu\mathbf{H}$	N A ⁻² , H m ⁻¹
permeability of vacuum	μ_0		H m ⁻¹
relative permeability	μ_r	$\mu_r = \mu/\mu_0$	1
magnetization (magnetic dipole moment per volume)	\mathbf{M}	$\mathbf{M} = \mathbf{B}/\mu_0 - \mathbf{H}$	A m ⁻¹
magnetic susceptibility	$\chi, \kappa, (\chi_m)$	$\chi = \mu_r - 1$	1
molar magnetic susceptibility	χ_m	$\chi_m = V_m \chi$	m ³ mol ⁻¹
magnetic dipole moment	$\mathbf{m}, \boldsymbol{\mu}$	$\mathbf{E}_p = -\mathbf{m} \cdot \mathbf{B}$	A m ² , J T ⁻¹
electrical resistance	R	$R = U/I$	Ω
conductance	G	$G = 1/R$	S
loss angle	δ	$\delta = (\pi/2) + \phi_i - \phi_u$	1, rad
reactance	X	$X = (U/I)\sin \delta$	Ω
impedance (complex impedance)	Z	$Z = R + iX$	Ω
admittance (complex admittance)	Y	$Y = 1/Z$	S
susceptance	B	$Y = G + iB$	S
resistivity	ρ	$\rho = E/j$	Ω m
conductivity	κ, γ, σ	$\kappa = 1/\rho$	S m ⁻¹
self-inductance	L	$E = -L(dI/dt)$	H
mutual inductance	M, L_{12}	$E_1 = L_{12}(dI_2/dt)$	H
magnetic vector potential	\mathbf{A}	$\mathbf{B} = \nabla \times \mathbf{A}$	Wb m ⁻¹
Poynting vector	\mathbf{S}	$\mathbf{S} = \mathbf{E} \times \mathbf{H}$	W m ⁻²
Quantum Mechanics			
momentum operator	\hat{p}	$\hat{p} = -i\hbar \nabla$	m ⁻¹ J s
kinetic energy operator	\hat{T}	$\hat{T} = -(\hbar^2/2m)\nabla^2$	J
Hamiltonian operator	\hat{H}	$\hat{H} = \hat{T} + V$	J
wavefunction, state function	Ψ, ψ, ϕ	$\hat{H}\psi = E\psi$	(m ^{-3/2})
probability density	P	$P = \psi^*\psi$	(m ⁻³)
charge density of electrons	ρ	$\rho = -eP$	(C m ⁻³)
probability current density	\mathbf{S}	$\mathbf{S} = -i\hbar(\psi^*\nabla\psi - \psi\nabla\psi^*)/2m_e$	(m ⁻² s ⁻¹)
electric current density of electrons	\mathbf{j}	$\mathbf{j} = -e\mathbf{S}$	(A m ⁻²)
matrix element of operator \hat{A}	$A_{ij} = \langle i \hat{A} j\rangle$	$A_{ij} = \int \psi_i^* \hat{A} \psi_j d\tau$	(varies)
expectation value of operator \hat{A}	$\langle A \rangle, \bar{A}$	$\langle A \rangle = \int \psi^* \hat{A} \psi d\tau$	(varies)
hermitian conjugate of \hat{A}	\hat{A}^\dagger	$(\hat{A}^\dagger)_{ij} = (A_{ji})^*$	(varies)
commutator of \hat{A} and \hat{B}	$[\hat{A}, \hat{B}], [\hat{A}, \hat{B}]_-$	$[\hat{A}, \hat{B}] = \hat{A}\hat{B} - \hat{B}\hat{A}$	(varies)
anticommutator	$[\hat{A}, \hat{B}]_+$	$[\hat{A}, \hat{B}]_+ = \hat{A}\hat{B} + \hat{B}\hat{A}$	(varies)
spin wavefunction	$\alpha; \beta$		1
coulomb integral	H_{AA}	$H_{AA} = \int \psi_A^* \hat{H} \psi_A d\tau$	J
resonance integral	H_{AB}	$H_{AB} = \int \psi_A^* \hat{H} \psi_B d\tau$	J
overlap integral	S_{AB}	$S_{AB} = \int \psi_A^* \psi_B d\tau$	1
Atoms and Molecules			
nucleon number, mass number	A		1
proton number, atomic number	Z		1
neutron number	N	$N = A - Z$	1
electron rest mass	m_e		kg
mass of atom, atomic mass	m_a, m		kg
atomic mass constant	m_u	$m_u = m_a(^{12}\text{C})/12$	kg
mass excess	Δ	$\Delta = m_a - Am_u$	kg
elementary charge, proton charge	e		C
Planck constant	h		J s
Planck constant/2 π	\hbar	$\hbar = h/2\pi$	J s
Bohr radius	a_0	$a_0 = 4\pi\epsilon_0 \hbar^2 / m_e e^2$	m
Hartree energy	E_h	$E_h = \hbar^2 / m_e a_0^2$	J
Rydberg constant	R_∞	$R_\infty = E_h / 2hc$	m ⁻¹
fine structure constant	α	$\alpha = e^2 / 4\pi\epsilon_0 \hbar c$	1

Name	Symbol	Definition	SI unit
ionization energy	E_i		J
electron affinity	E_{ea}		J
dissociation energy	E_d, D		J
from the ground state	D_0		J
from the potential minimum	D_e		J
principal quantum number (H atom)	n	$E = -hcR/n^2$	1
angular momentum quantum numbers	see under Spectroscopy		
magnetic dipole moment of a molecule	m, μ	$E_p = -m \cdot B$	J T ⁻¹
magnetizability of a molecule	ξ	$m = \xi B$	J T ⁻²
Bohr magneton	μ_B	$\mu_B = e\hbar/2m_e$	J T ⁻¹
nuclear magneton	μ_N	$\mu_N = (m_e/m_p)\mu_B$	J T ⁻¹
magnetogyric ratio (gyromagnetic ratio)	γ	$\gamma = \mu/L$	C kg ⁻¹
<i>g</i> factor	g		1
Larmor circular frequency	ω_L	$\omega_L = (e/2m)B$	s ⁻¹
Larmor frequency	ν_L	$\nu_L = \omega_L/2\pi$	Hz
longitudinal relaxation time	T_1		s
transverse relaxation time	T_2		s
electric dipole moment of a molecule	p, μ	$E_p = -p \cdot E$	C m
quadrupole moment of a molecule	$Q; \Theta$	$E_p = 1/2Q; V'' = 1/3\Theta; V''''$	C m ²
quadrupole moment of a nucleus	eQ	$eQ = 2 \cdot \langle \Theta_{zz} \rangle$	C m ²
electric field gradient tensor	q	$q_{\alpha\beta} = -\partial^2 V / \partial\alpha\partial\beta$	V m ⁻²
quadrupole interaction energy tensor	χ	$\chi_{\alpha\beta} = eQq_{\alpha\beta}$	J
electric polarizability of a molecule	α	p (induced) = αE	C m ² V ⁻¹
activity (of a radioactive substance)	A	$A = -dN_B/dt$	Bq
decay (rate) constant, disintegration (rate) constant	λ	$A = \gamma N_B$	s ⁻¹
half life	$t_{1/2}, T_{1/2}$		s
mean life	τ		s
level width	Γ	$\Gamma = \hbar/\tau$	J
disintegration energy	Q		J
cross section (of a nuclear reaction)	σ		m ²
Spectroscopy			
total term	T	$T = E_{tot}/hc$	m ⁻¹
transition wavenumber	$\tilde{\nu}, (\nu)$	$\tilde{\nu} = T' - T''$	m ⁻¹
transition frequency	ν	$\nu = (E' - E'')/h$	Hz
electronic term	T_e	$T_e = E_e/hc$	m ⁻¹
vibrational term	G	$G = E_{vib}/hc$	m ⁻¹
rotational term	F	$F = E_{rot}/hc$	m ⁻¹
spin orbit coupling constant	A	$T_{s.o.} = A(\hat{L} \cdot \hat{S})$	m ⁻¹
principal moments of inertia	$I_A; I_B; I_C$	$I_A \leq I_B \leq I_C$	kg m ²
rotational constants,			
in wavenumber	$\tilde{A}; \tilde{B}; \tilde{C}$	$\tilde{A} = h/8\pi^2 c I_A$	m ⁻¹
in frequency	$A; B; C$	$A = h/8\pi^2 I_A$	Hz
inertial defect	Δ	$\Delta = I_C - I_A - I_B$	kg m ²
asymmetry parameter	κ	$\kappa = \frac{(2B - A - C)}{(A - C)}$	1
centrifugal distortion constants,			
S reduction	$D_j; D_{JK}; D_K; d_1; d_2$		m ⁻¹
A reduction	$\Delta_j; \Delta_{JK}; \Delta_K; \delta_j; \delta_K$		m ⁻¹
harmonic vibration wavenumber	$\omega_e; \omega_r$		m ⁻¹
vibrational anharmonicity constant	$\omega_e x_e; x_{rs}; g_u$		m ⁻¹
vibrational quantum numbers	$v_r; l_t$		1
Coriolis zeta constant	ζ_{rs}^a		1
angular momentum quantum numbers	see additional information below		
degeneracy, statistical weight	g, d, β		1
electric dipole moment of a molecule	p, μ	$E_p = -p \cdot E$	C m
transition dipole moment of a molecule	M, R	$M = \int \psi' p \psi'' d\tau$	C m
molecular geometry, interatomic distances,			
equilibrium distance	r_e		m
zero-point average distance	r_z		m

Name	Symbol	Definition	SI unit
ground state distance	r_0		m
substitution structure distance	r_s		m
vibrational coordinates,			
internal coordinates	$R_i, r_i, \theta_j, \text{etc.}$		(varies)
symmetry coordinates	S_i		(varies)
normal coordinates			
mass adjusted	Q_r		kg ^{1/2} m
dimensionless	q_r		1
vibrational force constants,			
diatomic	$f, (k)$	$f = \partial^2 V / \partial r^2$	J m ⁻²
polyatomic,			
internal coordinates	f_{ij}	$f_{ij} = \partial^2 V / \partial r_i \partial r_j$	(varies)
symmetry coordinates	F_{ij}	$F_{ij} = \partial^2 V / \partial S_i \partial S_j$	(varies)
dimensionless normal coordinates	$\phi_{rst...}, k_{rst...}$		m ⁻¹
nuclear magnetic resonance (NMR),			
magnetogyric ratio	γ	$\gamma = \mu / I \hbar$	C kg ⁻¹
shielding constant	σ_A	$B_A = (1 - \sigma_A) B$	1
chemical shift, δ scale	δ	$\delta = 10^6 (\nu - \nu_0) / \nu_0$	1
(indirect) spin-spin coupling constant	J_{AB}	$\hat{H} / \hbar = J_{AB} \hat{I}_A \cdot \hat{I}_B$	Hz
direct (dipolar) coupling constant	D_{AB}		Hz
longitudinal relaxation time	T_1		s
transverse relaxation time	T_2		s
electron spin resonance, electron paramagnetic resonance (ESR, EPR),			
magnetogyric ratio	γ	$\gamma = \mu / s \hbar$	C kg ⁻¹
g factor	g	$h \nu = g \mu_B B$	1
hyperfine coupling constant,			
in liquids	a, A	$\hat{H}_{\text{hfs}} / \hbar = a \hat{S} \cdot \hat{I}$	Hz
in solids	T	$\hat{H}_{\text{hfs}} / \hbar = \hat{S} \cdot T \cdot \hat{I}$	Hz

Angular momentum	Operator symbol	Quantum number symbol		
		Total	Z-axis	z-axis
electron orbital	\hat{L}	L	M_L	Λ
one electron only	\hat{l}	l	m_l	λ
electron spin	\hat{S}	S	M_S	Σ
one electron only	\hat{s}	s	m_s	σ
electron orbital + spin	$\hat{L} + \hat{S}$			$\Omega = \Lambda + \Sigma$
nuclear orbital (rotational)	\hat{R}	R		K_R, k_R
nuclear spin	\hat{I}	I	M_I	
internal vibrational				
spherical top	\hat{l}	$l(l \pm 1)$		K_l
other	$\hat{j}, \hat{\pi}$			$l(l \pm 1)$
sum of $R + L (+ j)$	\hat{N}	N		K, k
sum of $N + S$	\hat{J}	J	M_J	K, k
sum of $J + I$	\hat{F}	F	M_F	

Electromagnetic Radiation

Name	Symbol	Definition	SI unit
wavelength	λ		m
speed of light			
in vacuum	c_0		m s ⁻¹
in a medium	c	$c = c_0 / n$	m s ⁻¹
wavenumber in vacuum	$\tilde{\nu}$	$\tilde{\nu} = \nu / c_0 = 1 / n \lambda$	m ⁻¹
wavenumber (in a medium)	σ	$\sigma = 1 / \lambda$	m ⁻¹
frequency	ν	$\nu = c / \lambda$	Hz
circular frequency, pulsance	ω	$\omega = 2 \pi \nu$	s ⁻¹ , rad s ⁻¹
refractive index	n	$n = c_0 / c$	1
Planck constant	h		J s

Name	Symbol	Definition	SI unit
Planck constant/ 2π	\hbar	$\hbar = h/2\pi$	J s
radiant energy	Q, W		J
radiant energy density	ρ, w	$\rho = Q/V$	J m^{-3}
spectral radiant energy density			
in terms of frequency	ρ_ν, w_ν	$\rho = d\rho/d\nu$	$\text{J m}^{-3} \text{ Hz}^{-1}$
in terms of wavenumber	$\rho_{\tilde{\nu}}, w_{\tilde{\nu}}$	$\rho_{\tilde{\nu}} = d\rho/d\tilde{\nu}$	J m^{-2}
in terms of wavelength	ρ_λ, w_λ	$\rho_\lambda = d\rho/d\lambda$	J m^{-4}
Einstein transition probabilities			
spontaneous emission	A_{nm}	$dN_n/dt = -A_{nm}N_n$	s^{-1}
stimulated emission	B_{nm}	$dN_n/dt = -\rho_\nu(\tilde{\nu}_{nm}) \times B_{nm}N_n$	s kg^{-1}
stimulated absorption	B_{mn}	$dN_n/dt = -\rho_\nu(\tilde{\nu}_{nm}) B_{mn}N_m$	s kg^{-1}
radiant power, radiant energy per time	Φ, P	$\Phi = dQ/dt$	W
radiant intensity	I	$I = d\Phi/d\Omega$	W sr^{-1}
radiant exitance (emitted radiant flux)	M	$M = d\Phi/dA_{\text{source}}$	W m^{-2}
irradiance, (radiant flux received)	$E, (I)$	$E = d\Phi/dA$	W m^{-2}
emittance	ε	$\varepsilon = M/M_{\text{bb}}$	1
Stefan–Boltzmann constant	σ	$M_{\text{bb}} = \sigma T^4$	$\text{W m}^{-2} \text{ K}^{-4}$
first radiation constant	c_1	$c_1 = 2\pi^5 h c_0^2 / 15$	W m^2
second radiation constant	c_2	$c_2 = hc_0/k$	K m
transmittance, transmission factor	τ, T	$\tau = \Phi_{\text{tr}}/\Phi_0$	1
absorptance, absorption factor	α	$\alpha = \Phi_{\text{abs}}/\Phi_0$	1
reflectance, reflection factor	ρ	$\rho = \Phi_{\text{refl}}/\Phi_0$	1
(decadic) absorbance	A	$A = -\lg(1 - \alpha_t)$	1
napierian absorbance	B	$B = -\ln(1 - \alpha_t)$	1
absorption coefficient			
(linear) decadic	a, K	$a = A/l$	m^{-1}
(linear) napierian	α	$\alpha = B/l$	m^{-1}
molar (decadic)	ε	$\varepsilon = a/c = A/cl$	$\text{m}^2 \text{ mol}^{-1}$
molar napierian	κ	$\kappa = \alpha/c = B/cl$	$\text{m}^2 \text{ mol}^{-1}$
absorption index	k	$k = \alpha/4\pi\tilde{\nu}$	1
complex refractive index	\hat{n}	$\hat{n} = n + ik$	1
molar refraction	R, R_m	$R = \frac{(n^2 - 1)}{(n^2 + 2)} V_m$	$\text{m}^3 \text{ mol}^{-1}$
angle of optical rotation	α		1, rad
Solid State			
lattice vector	\mathbf{R}, \mathbf{R}_0		m
fundamental translation vectors for the crystal lattice	$\mathbf{a}_1; \mathbf{a}_2; \mathbf{a}_3, \mathbf{a}; \mathbf{b}; \mathbf{c}$	$\mathbf{R} = n_1\mathbf{a}_1 + n_2\mathbf{a}_2 + n_3\mathbf{a}_3$	m
(circular) reciprocal lattice vector	\mathbf{G}	$\mathbf{G} \cdot \mathbf{R} = 2\pi m$	m^{-1}
(circular) fundamental translation vectors for the reciprocal lattice	$\mathbf{b}_1; \mathbf{b}_2; \mathbf{b}_3, \mathbf{a}^*; \mathbf{b}^*; \mathbf{c}^*$	$\mathbf{a}_i \cdot \mathbf{b}_k = 2\pi\delta_{ik}$	m^{-1}
lattice plane spacing	d		m
Bragg angle	θ	$n\lambda = 2d \sin \theta$	1, rad
order of reflection	n		1
order parameters			
short range	σ		1
long range	s		1
Burgers vector	\mathbf{b}		m
particle position vector	\mathbf{r}, \mathbf{R}_j		m
equilibrium position vector of an ion	\mathbf{R}_0		m
displacement vector of an ion	\mathbf{u}	$\mathbf{u} = \mathbf{R} - \mathbf{R}_0$	m
Debye–Waller factor	B, D		1
Debye circular wavenumber	q_D		m^{-1}
Debye circular frequency	ω_D		s^{-1}
Grüneisen parameter	γ, Γ	$\gamma = \alpha V/\kappa C_v$	1
Madelung constant	α, \mathcal{M}	$E_{\text{coul}} = \frac{\alpha N_A z_+ z_- e^2}{4\pi\epsilon_0 R_0}$	1
density of states	N_E	$N_E = dN(E)/dE$	$\text{J}^{-1} \text{ m}^{-3}$
(spectral) density of vibrational modes	N_ω, g	$N_\omega = dN(\omega)/d\omega$	s m^{-3}

Name	Symbol	Definition	SI unit
resistivity tensor	ρ_{ik}	$E = \rho \cdot j$	$\Omega \text{ m}$
conductivity tensor	σ_{ik}	$\sigma = \rho^{-1}$	S m^{-1}
thermal conductivity tensor	λ_{ik}	$J_q = -\lambda \cdot \text{grad } T$	$\text{W m}^{-1} \text{K}^{-1}$
residual resistivity	ρ_R		$\Omega \text{ m}$
relaxation time	τ	$\tau = l/v_F$	s
Lorenz coefficient	L	$L = \lambda/\sigma T$	$\text{V}^2 \text{K}^{-2}$
Hall coefficient	A_H, R_H	$E = \rho \cdot j + R_H(\mathbf{B} \times j)$	$\text{m}^3 \text{C}^{-1}$
thermoelectric force	E		V
Peltier coefficient	Π		V
Thomson coefficient	$\mu, (\tau)$		V K^{-1}
work function	Φ	$\Phi = E_\infty - E_F$	J
number density, number concentration	$n, (p)$		m^{-3}
gap energy	E_g		J
donor ionization energy	E_d		J
acceptor ionization energy	E_a		J
Fermi energy	E_F, ε_F		J
circular wave vector, propagation vector	k, \mathbf{q}	$k = 2\pi/\lambda$	m^{-1}
Bloch function	$u_k(\mathbf{r})$	$\psi(\mathbf{r}) = u_k(\mathbf{r}) \exp(i\mathbf{k} \cdot \mathbf{r})$	$\text{m}^{-3/2}$
charge density of electrons	ρ	$\rho(\mathbf{r}) = -e\psi^*(\mathbf{r})\psi(\mathbf{r})$	C m^{-3}
effective mass	m^*		kg
mobility	μ	$\mu = v_{\text{drift}}/E$	$\text{m}^2 \text{V}^{-1} \text{s}^{-1}$
mobility ratio	b	$b = \mu_n/\mu_p$	1
diffusion coefficient	D	$dN/dt = -DA(dn/dx)$	$\text{m}^2 \text{s}^{-1}$
diffusion length	L	$L = \sqrt{D\tau}$	m
characteristic (Weiss) temperature	θ, θ_w		K
Curie temperature	T_C		K
Néel temperature	T_N		K
Statistical Thermodynamics			
number of entities	N		1
number density of entities, number concentration	n, C	$n = N/V$	m^{-3}
Avogadro constant	L, N_A		mol^{-1}
Boltzmann constant	k, k_B		J K^{-1}
gas constant (molar)	R	$R = Lk$	$\text{J K}^{-1} \text{mol}^{-1}$
molecular position vector	$\mathbf{r}(x, y, z)$		m
molecular velocity vector	$\mathbf{c}(c_x, c_y, c_z), \mathbf{u}(u_x, u_y, u_z)$	$\mathbf{c} = d\mathbf{r}/dt$	m s^{-1}
molecular momentum vector	$\mathbf{p}(p_x, p_y, p_z)$	$\mathbf{p} = m\mathbf{c}$	kg m s^{-1}
velocity distribution function (Maxwell)	$f(c_x)$	$f(c_x) = (m/2\pi kT)^{1/2} \times \exp(-mc_x^2/2kT)$	$\text{m}^{-1} \text{s}$
speed distribution function (Maxwell-Boltzmann)	$F(c)$	$F(c) = (m/2\pi kT)^{3/2} \times 4\pi c^2 \exp(-mc^2/2kT)$	$\text{m}^{-1} \text{s}$
average speed	$\bar{c}, \bar{u}, \langle c \rangle, \langle u \rangle$	$\bar{c} = \int cF(c)dc$	m s^{-1}
generalized coordinate	q		(m)
generalized momentum	p	$p = \partial L/\partial \dot{q}$	(kg m s^{-1})
volume in phase space	Ω	$\Omega = (1/h) \int p dq$	1
probability	P		1
statistical weight, degeneracy	g, d, W, ω, β		1
density of states	$\rho(E)$	$\rho(E) = dN/dE$	J^{-1}
partition function, sum over states, for a single molecule	q, z	$q = \sum_i g_i \exp(-\varepsilon_i/kT)$	1
for a canonical ensemble (system, or assembly)	Q, Z		1
microcanonical ensemble	Ω		1
grand (canonical ensemble)	Ξ		1
symmetry number	σ, s		1
reciprocal temperature parameter	β	$\beta = 1/kT$	J^{-1}
characteristic temperature	Θ		K

Name	Symbol	Definition	SI unit
General Chemistry			
number of entities (e.g. molecules, atoms, ions, formula units)	N		1
amount (of substance)	n	$n_B = N_B/L$	mol
Avogadro constant	L, N_A		mol ⁻¹
mass of atom, atomic mass	m_a, m		kg
mass of entity (molecule, or formula unit)	m_e, m		kg
atomic mass constant	m_u	$m_u = m_a(^{12}\text{C})/12$	kg
molar mass	M	$M_B = m/n_B$	kg mol ⁻¹
relative molecular mass (relative molar mass, molecular weight)	M_r	$M_{r,B} = m_B/m_u$	1
molar volume	V_m	$V_{m,B} = V/n_B$	m ³ mol ⁻¹
mass fraction	w	$w_B = m_B/\Sigma m_i$	1
volume fraction	ϕ	$\phi_B = V_B/\Sigma V_i$	1
mole fraction, amount fraction, number fraction	x, y	$x_B = n_B/\Sigma n_i$	1
(total) pressure	p, P		Pa
partial pressure	p_B	$p_B = y_B p$	Pa
mass concentration (mass density)	γ, ρ	$\gamma_B = m_B/V$	kg m ⁻³
number concentration, number density of entities	C, n	$C_B = N_B/V$	m ⁻³
amount concentration, concentration	c	$c_B = n_B/V$	mol m ⁻³
solubility	s	$s_B = c_B$ (saturated solution)	mol m ⁻³
molality (of a solute)	$m, (b)$	$m_B = n_B/m_A$	mol kg ⁻¹
surface concentration	Γ	$\Gamma_B = n_B/A$	mol m ⁻²
stoichiometric number	ν		1
extent of reaction, advancement	ξ	$\Delta\xi = \Delta n_B/\nu_B$	mol
degree of dissociation	α		1
Chemical Thermodynamics			
heat	q, Q		J
work	w, W		J
internal energy	U	$\Delta U = q + w$	J
enthalpy	H	$H = U + pV$	J
thermodynamic temperature	T		K
Celsius temperature	θ, t	$\theta/^{\circ}\text{C} = T/\text{K} - 273.15$	°C
entropy	S	$dS \geq dq/T$	J K ⁻¹
Helmholtz energy, (Helmholtz function)	A	$A = U - TS$	J
Gibbs energy, (Gibbs function)	G	$G = H - TS$	J
Massieu function	J	$J = -A/T$	J K ⁻¹
Planck function	Y	$Y = -G/T$	J K ⁻¹
surface tension	γ, σ	$\gamma = (\partial G/\partial A_s)_{T, p}$	J m ⁻² , N m ⁻¹
molar quantity X	X_m	$X_m = X/n$	(varies)
specific quantity X	x	$x = X/m$	(varies)
pressure coefficient	β	$\beta = (\partial p/\partial T)_v$	Pa K ⁻¹
relative pressure coefficient	α_p	$\alpha_p = (1/p)(\partial p/\partial T)_v$	K ⁻¹
compressibility,			
isothermal	κ_T	$\kappa_T = -(1/V)(\partial V/\partial p)_T$	Pa ⁻¹
isentropic	κ_S	$\kappa_S = -(1/V)(\partial V/\partial p)_S$	Pa ⁻¹
linear expansion coefficient	α_l	$\alpha_l = (1/l)(\partial l/\partial T)$	K ⁻¹
cubic expansion coefficient	α, α_v, γ	$\alpha = (1/V)(\partial V/\partial T)_p$	K ⁻¹
heat capacity,			
at constant pressure	C_p	$C_p = (\partial H/\partial T)_p$	J K ⁻¹
at constant volume	C_v	$C_v = (\partial U/\partial T)_v$	J K ⁻¹
ratio of heat capacities	$\gamma, (\kappa)$	$\gamma = C_p/C_v$	1
Joule–Thomson coefficient	μ, μ_{JT}	$\mu = (\partial T/\partial p)_H$	K Pa ⁻¹
second virial coefficient	B	$pV_m = RT(1 + B/V_m + \dots)$	m ³ mol ⁻¹
compression factor (compressibility factor)	Z	$Z = pV_m/RT$	1
partial molar quantity X	$X_B, (X'_B)$	$X_B = (\partial X/\partial n_B)_{T, p, n_j \neq B}$	(varies)
chemical potential (partial molar Gibbs energy)	μ	$\mu_B = (\partial G/\partial n_B)_{T, p, n_j \neq B}$	J mol ⁻¹
absolute activity	λ	$\lambda_B = \exp(\mu_B/RT)$	1

Name	Symbol	Definition	SI unit
standard chemical potential	μ^\ominus, μ°		J mol ⁻¹
standard partial molar enthalpy	H_B^\ominus	$H_B^\ominus = \mu_B^\ominus + TS_B^\ominus$	J mol ⁻¹
standard partial molar entropy	S_B^\ominus	$S_B^\ominus = -(\partial\mu_B^\ominus/\partial T)_p$	J mol ⁻¹ K ⁻¹
standard reaction Gibbs energy (function)	$\Delta_r G^\ominus$	$\Delta_r G^\ominus = \sum_B \nu_B \mu_B^\ominus$	J mol ⁻¹
affinity of reaction	$A, (\mathcal{A})$	$A = -(\partial G / \partial \xi)_{p,T} = -\sum_B \nu_B \mu_B$	J mol ⁻¹
standard reaction enthalpy	$\Delta_r H^\ominus$	$\Delta_r H^\ominus = \sum_B \nu_B H_B^\ominus$	J mol ⁻¹
standard reaction entropy	$\Delta_r S^\ominus$	$\Delta_r S^\ominus = \sum_B \nu_B S_B^\ominus$	J mol ⁻¹ K ⁻¹
equilibrium constant	K^\ominus, K	$K^\ominus = \exp(-\Delta_r G^\ominus / RT)$	1
equilibrium constant, pressure basis	K_p	$K_p = \prod_B p_B^{\nu_B}$	Pa ^{$\Sigma \nu$}
concentration basis	K_c	$K_c = \prod_B c_B^{\nu_B}$	(mol m ⁻³) ^{$\Sigma \nu$}
molality basis	K_m	$K_m = \prod_B m_B^{\nu_B}$	(mol kg ⁻¹) ^{$\Sigma \nu$}
fugacity	f, \tilde{p}	$f_B = \lambda_B \lim_{p \rightarrow 0} (p_B / \lambda_B)_T$	Pa
fugacity coefficient	ϕ	$\phi_B = f_B / p_B$	1
activity and activity coefficient referenced to Raoult's law, (relative) activity	a	$a_B = \exp\left[\frac{\mu_B - \mu_B^\ominus}{RT}\right]$	1
activity coefficient	f	$f_B = a_B / x_B$	1
activities and activity coefficients referenced to Henry's law, (relative) activity, molality basis	a_m	$a_{m,B} = \exp\left[\frac{\mu_B - \mu_B^\ominus}{RT}\right]$	1
concentration basis	a_c	$a_{c,B} = \exp\left[\frac{\mu_B - \mu_B^\ominus}{RT}\right]$	1
mole fraction basis	a_x	$a_{x,B} = \exp\left[\frac{\mu_B - \mu_B^\ominus}{RT}\right]$	1
activity coefficient, molality basis	γ_m	$a_{m,B} = \gamma_{m,B} m_B / m^\ominus$	1
concentration basis	γ_c	$a_{c,B} = \gamma_{c,B} c_B / c^\ominus$	1
mole fraction basis	γ_x	$a_{x,B} = \gamma_{x,B} x_B$	1
ionic strength, molality basis	I_m, I	$I_m = \frac{1}{2} \sum_B m_B z_B^2$	mol kg ⁻¹
concentration basis	I_c, I	$I_c = \frac{1}{2} \sum_B c_B z_B^2$	mol m ⁻³
osmotic coefficient, molality basis	ϕ_m	$\phi_m = (\mu_A^\ominus - \mu_A) / (RTM_A \sum m_B)$	1
mole fraction basis	ϕ_x	$\phi_x = (\mu_A - \mu_A^\ominus) / (RT \ln x_A)$	1
osmotic pressure	Π	$\Pi = c_B RT$ (ideal dilute solution)	Pa

(i) Symbols used as subscripts to denote a chemical process or reaction

These symbols should be printed in roman (upright) type, without a full stop (period).

vaporization, evaporation (liquid → gas)	vap
sublimation (solid → gas)	sub
melting, fusion (solid → liquid)	fus
transition (between two phases)	trs
mixing of fluids	mix
solution (of solute in solvent)	sol
dilution (of a solution)	dil
adsorption	ads
displacement	dpl
immersion	imm

Name	Symbol	Definition	SI unit
reaction in general		r	
atomization		at	
combustion reaction		c	
formation reaction		f	
<i>(ii) Recommended superscripts</i>			
standard		\ominus, \circ	
pure substance		*	
infinite dilution		∞	
ideal		id	
activated complex, transition state		‡	
excess quantity		E	
Chemical Kinetics			
rate of change of quantity X	\dot{X}	$\dot{X} = dX/dt$	(varies)
rate of conversion	$\dot{\xi}$	$\dot{\xi} = d\xi/dt$	mol s ⁻¹
rate of concentration change (due to chemical reaction)	$r_B \nu_B$	$r_B = dc_B/dt$	mol m ⁻³ s ⁻¹
rate of reaction (based on amount concentration)	ν	$\nu = \dot{\xi}/V = \nu_B^{-1} dc_B/dt$	mol m ⁻³ s ⁻¹
partial order of reaction	n_B	$\nu = k \prod c_B^{n_B}$	1
overall order of reaction	n	$n = \sum n_B$	1
rate constant, rate coefficient	k	$\nu = k \prod c_B^{n_B}$	(mol ⁻¹ m ³) ⁿ⁻¹ s ⁻¹
Boltzmann constant	k, k_B		J K ⁻¹
half life	$t_{1/2}$	$c(t_{1/2}) = c_0/2$	s
relaxation time	τ	$\tau = 1/(k_1 + k_{-1})$	s
energy of activation, activation energy	E_a, E	$E_a = RT^2 d \ln k/dT$	J mol ⁻¹
pre-exponential factor	A	$k = A \exp(-E_a/RT)$	(mol ⁻¹ m ³) ⁿ⁻¹ s ⁻¹
volume of activation	$\Delta^\ddagger V$	$\Delta^\ddagger V = -RT \times (\partial \ln k / \partial p)_T$	m ³ mol ⁻¹
collision diameter	d	$d_{AB} = r_A + r_B$	m
collision cross-section	σ	$\sigma_{AB} = \pi d_{AB}^2$	m ²
collision frequency	Z_A		s ⁻¹
collision number	Z_{AB}, Z_{AA}		m ⁻³ s ⁻¹
collision frequency factor	z_{AB}, z_{AA}	$z_{AB} = Z_{AB}/Lc_Ac_B$	m ³ mol ⁻¹ s ⁻¹
standard enthalpy of activation	$\Delta^\ddagger H^\ominus, \Delta H^\ddagger$		J mol ⁻¹
standard entropy of activation	$\Delta^\ddagger S^\ominus, \Delta S^\ddagger$		J mol ⁻¹ K ⁻¹
standard Gibbs energy of activation	$\Delta^\ddagger G^\ominus, \Delta G^\ddagger$		J mol ⁻¹
quantum yield, photochemical yield	ϕ		1
Electrochemistry			
elementary charge (proton charge)	e		C
Faraday constant	F	$F = eL$	C mol ⁻¹
charge number of an ion	z	$z_B = Q_B/e$	1
ionic strength	I_c, I	$I_c = \frac{1}{2} \sum c_i z_i^2$	mol m ⁻³
mean ionic activity	a_\pm	$a_\pm = m_\pm \gamma_\pm / m^\ominus$	1
mean ionic molality	m_\pm	$m_\pm^{(v_+ + v_-)} = m_+^{v_+} m_-^{v_-}$	mol kg ⁻¹
mean ionic activity coefficient	γ_\pm	$\gamma_\pm^{(v_+ + v_-)} = \gamma_+^{v_+} \gamma_-^{v_-}$	1
charge number of electrochemical cell reaction	$n, (z)$		1
electric potential difference (of a galvanic cell)	$\Delta V, E, U$	$\Delta V = V_R - V_L$	V
emf, electromotive force	E	$E = \lim_{I \rightarrow 0} \Delta V$	V
standard emf, standard potential of the electrochemical cell reaction	E^\ominus	$E^\ominus = -\Delta_r G^\ominus / nF = (RT/nF) \ln K^\ominus$	V
standard electrode potential	E^\ominus		V
emf of the cell, potential of the electrochemical cell reaction	E	$E = E^\ominus - (RT/nF) \times \sum v_i \ln a_i$	V
pH	pH	$\text{pH} \approx -\lg \left[\frac{c(\text{H}^+)}{\text{mol dm}^{-3}} \right]$	1
inner electric potential	ϕ	$\nabla \phi = -E$	V

Name	Symbol	Definition	SI unit
outer electric potential	ψ	$\psi = Q/4\pi\epsilon_0 r$	V
surface electric potential	χ	$\chi = \phi - \psi$	V
Galvani potential difference	$\Delta\phi$	$\Delta_\alpha^\beta\phi = \phi^\beta - \phi^\alpha$	V
volta potential difference	$\Delta\psi$	$\Delta_\alpha^\beta\psi = \psi^\beta - \psi^\alpha$	V
electrochemical potential	$\tilde{\mu}$	$\tilde{\mu}_B^\alpha = (\partial G/\partial n_B^\alpha)$	J mol ⁻¹
electric current	I	$I = dQ/dt$	A
(electric) current density	j	$j = I/A$	A m ⁻²
(surface) charge density	σ	$\sigma = Q/A$	C m ⁻²
electrode reaction rate constant	k	$k_{ox} = I_a / (nFA \prod_i c_i^{n_i})$	(varies)
mass transfer coefficient, diffusion rate constant	k_d	$k_{d,B} = v_B I_{1,B} / nFcA$	m s ⁻¹
thickness of diffusion layer	δ	$\delta_B = D_B / k_{d,B}$	m
transfer coefficient (electrochemical)	α	$\alpha_c = \frac{- v RT}{nF} \frac{\partial \ln I_c }{\partial E}$	1
overpotential	η	$\eta = E_t - E_{t=0} - IR_u$	V
electrokinetic potential (zeta potential)	ζ		V
conductivity	$\kappa, (\sigma)$	$\kappa = j/E$	S m ⁻¹
conductivity cell constant	K_{cell}	$K_{cell} = \kappa R$	m ⁻¹
molar conductivity (of an electrolyte)	Λ	$\Lambda_B = \kappa / c_B$	S m ² mol ⁻¹
ionic conductivity, molar conductivity of an ion	λ	$\lambda_B = z_B F u_B$	S m ² mol ⁻¹
electric mobility	$u, (\mu)$	$u_B = v_B / E$	m ² V ⁻¹ s ⁻¹
transport number	t	$t_B = j_B / \sum j_i$	1
reciprocal radius of ionic atmosphere	κ	$\kappa = (2F^2 I_c / \epsilon RT)^{1/2}$	m ⁻¹
Colloid and Surface Chemistry			
specific surface area	a, a_s, s	$a = A/m$	m ² kg ⁻¹
surface amount of B, adsorbed amount of B	n_B^s, n_B^a		mol
surface excess of B	n_B^σ		mol
surface excess concentration of B	$\Gamma_B, (\Gamma_B^\sigma)$	$\Gamma_B = n_B^\sigma / A$	mol m ⁻²
total surface excess concentration	$\Gamma, (\Gamma^\sigma)$	$\Gamma = \sum_i \Gamma_i$	mol m ⁻²
area per molecule	a, σ	$a_B = A / N_B^\sigma$	m ²
area per molecule in a filled monolayer	a_m, σ_m	$a_{m,B} = A / N_{m,B}$	m ²
surface coverage	θ	$\theta = N_B^\sigma / N_{m,B}$	1
contact angle	θ		1, rad
film thickness	t, h, δ		m
thickness of (surface or interfacial) layer	τ, δ, t		m
surface tension, interfacial tension	γ, σ	$\gamma = (\partial G / \partial A_s)_{T,p}$	N m ⁻¹ , J m ⁻²
film tension	Σ_f	$\Sigma_f = 2\gamma_f$	N m ⁻¹
reciprocal thickness of the double layer	κ	$\kappa = [2F^2 I_c / \epsilon RT]^{1/2}$	m ⁻¹
average molar masses			
number-average	M_n	$M_n = \sum n_i M_i / \sum n_i$	kg mol ⁻¹
mass-average	M_m	$M_m = \sum n_i M_i^2 / \sum n_i M_i$	kg mol ⁻¹
Z-average	M_z	$M_z = \sum n_i M_i^3 / \sum n_i M_i^2$	kg mol ⁻¹
sedimentation coefficient	s	$s = v/a$	s
van der Waals constant	λ		J
retarded van der Waals constant	β, B		J
van der Waals–Hamaker constant	A_H		J
surface pressure	π^s, π	$\pi^s = \gamma^0 - \gamma$	N m ⁻¹
Transport Properties			
flux (of a quantity X)	J_X, J	$J_X = A^{-1} dX/dt$	(varies)
volume flow rate	q_v, \dot{V}	$q_v = dV/dt$	m ³ s ⁻¹
mass flow rate	q_m, \dot{m}	$q_m = dm/dt$	kg s ⁻¹
mass transfer coefficient	k_d		m s ⁻¹
heat flow rate	ϕ	$\phi = dq/dt$	W
heat flux	J_q	$J_q = \phi/A$	W m ⁻²
thermal conductance	G	$G = \phi/\Delta T$	W K ⁻¹
thermal resistance	R	$R = 1/G$	K W ⁻¹

Name	Symbol	Definition	SI unit
thermal conductivity	λ, k	$\lambda = J_q/(dT/dl)$	W m ⁻¹ K ⁻¹
coefficient of heat transfer	$h, (k, K, \alpha)$	$h = J_q/\Delta T$	W m ⁻² K ⁻¹
thermal diffusivity	a	$a = \lambda/\rho c_p$	m ² s ⁻¹
diffusion coefficient	D	$D = J_n/(dc/dl)$	m ² s ⁻¹

The following symbols are used in the definitions of the dimensionless quantities: mass (m), time (t), volume (V), area (A), density (ρ), speed (v), length (l), viscosity (η), pressure (p), acceleration of free fall (g), cubic expansion coefficient (α), temperature (T), surface tension (γ), speed of sound (c), mean free path (λ), frequency (f), thermal diffusivity (a), coefficient of heat transfer (h), thermal conductivity (k), specific heat capacity at constant pressure (c_p), diffusion coefficient (D), mole fraction (x), mass transfer coefficient (k_d), permeability (μ), electric conductivity (κ), and magnetic flux density (B).

Name	Symbol	Definition	SI unit
Reynolds number	Re	$Re = \rho v l / \eta$	1
Euler number	Eu	$Eu = \Delta p / \rho v^2$	1
Froude number	Fr	$Fr = v / (lg)^{1/2}$	1
Grashof number	Gr	$Gr = l^3 g \alpha \Delta T \rho^2 / \eta^2$	1
Weber number	We	$We = \rho v^2 l / \gamma$	1
Mach number	Ma	$Ma = v / c$	1
Knudsen number	Kn	$Kn = \lambda / l$	1
Strouhal number	Sr	$Sr = lf / v$	1
Fourier number	Fo	$Fo = at / l^2$	1
Péclet number	Pe	$Pe = vl / a$	1
Rayleigh number	Ra	$Ra = l^3 g \alpha \Delta T \rho / \eta a$	1
Nusselt number	Nu	$Nu = hl / k$	1
Stanton number	St	$St = h / \rho v c_p$	1
Fourier number for mass transfer	Fo^*	$Fo^* = Dt / l^2$	1
Péclet number for mass transfer	Pe^*	$Pe^* = vl / D$	1
Grashof number for mass transfer	Gr^*	$Gr^* = l^3 g \left(\frac{\partial \rho}{\partial x} \right)_{T,p} \left(\frac{\Delta x p}{\eta} \right)$	1
Nusselt number for mass transfer	Nu^*	$Nu^* = k_d l / D$	1
Stanton number for mass transfer	St^*	$St^* = k_d / v$	1
Prandtl number	Pr	$Pr = \eta / \rho a$	1
Schmidt number	Sc	$Sc = \eta / \rho D$	1
Lewis number	Le	$Le = a / D$	1
magnetic Reynolds number	Rm, Re_m	$Rm = v \mu \kappa l$	1
Alfvén number	Al	$Al = v(\rho \mu)^{1/2} / B$	1
Hartmann number	Ha	$Ha = Bl (\kappa / \eta)^{1/2}$	1
Cowling number	Co	$Co = B^2 / \mu \rho v^2$	1

NOMENCLATURE OF CHEMICAL COMPOUNDS

The International Union of Pure and Applied Chemistry (IUPAC) maintains several commissions that deal with the naming of chemical substances. In general, the approach of IUPAC is to present rules for arriving at names in a systematic manner, rather than recommending a unique name for each compound. Thus there are often several alternative "IUPAC names", depending on which nomenclature system is used, each of which may have advantages in specific applications. However, each of these names will be unambiguous.

Organizations such as the Chemical Abstracts Service and the Beilstein Institute that prepare indexes to the chemical literature must adopt a system for selecting unique names in order to avoid excessive cross referencing. Chemical Abstracts Service uses a system which groups together compounds derived from a single parent compound. Thus most index names are inverted (e.g., Benzene, bromo rather than bromobenzene; Acetic acid, sodium salt rather than sodium acetate).

Recommended names for the most common substituent groups, ligands, ions, and organic rings are given in the two following tables, "Nomenclature for Inorganic Ions and Ligands" and "Organic Substituent Groups and Ring Systems". For the basics of macromolecular nomenclature, see "Nomenclature for Organic Polymers" in Section 13.

Some of the most useful recent guides to chemical nomenclature, prepared by IUPAC and other organizations such as the International Union of Biochemistry and Molecular Biology (IUBMB) and the American Chemical Society are listed below. These books contain citations to the more detailed nomenclature documents in each area. Two very useful web sites providing links to nomenclature documents are:

www.iupac.org/publications/index.html

www.chem.qmul.ac.uk/iupac/

Inorganic Chemistry

Nomenclature of Inorganic Chemistry - IUPAC Recommendations 2005. Connelly, N.G., Damhus, T., Hartshorn, R. M., and Hutton, A. T. The Royal Society of Chemistry, 2005.

Block, B. P., Powell, W. H., and Fernelius, W. C., *Inorganic Chemical Nomenclature, Principles and Practice*, American Chemical Society, Washington, 1990.

Organic Chemistry

International Union of Pure and Applied Chemistry, *A Guide to IUPAC Nomenclature of Organic Compounds, Recommendations 1993*, Panico, R., Powell, W. H., and Richer, J.-C., Eds., Blackwell Scientific Publications, Oxford, 1993.

International Union of Pure and Applied Chemistry, *Glossary of Class Names of Organic Compounds and Reactive Intermediates Based on Structure*, Moss, G. P., Smith, P. A. S., and Tavernier, D., Eds., *Pure & Appl. Chem*, 67, 1307, 1995.

Rhodes, P. H., *The Organic Chemist's Desk Reference*, Chapman & Hall, London, 1995.

International Union of Pure and Applied Chemistry, *Basic Terminology of Stereochemistry*, Moss, G. P., Ed., *Pure & Applied Chemistry*, 68, 2193, 1996.

Macromolecular Chemistry

International Union of Pure and Applied Chemistry, *Compendium of Macromolecular Nomenclature*, Metanomski, W. V., Ed., Blackwell Scientific Publications, Oxford, 1991.

International Union of Pure and Applied Chemistry, *Glossary of Basic Terms in Polymer Science*, Jenkins, A.D., Kratochvil, P., Stepto, R. F. T., and Suter, U. W., Eds., *Pure & Appl. Chem*, 68, 2287, 1996.

Biochemistry

International Union of Biochemistry and Molecular Biology, *Biochemical Nomenclature and Related Documents, 2nd Edition, 1992*, Portland Press, London, 1993; includes recommendations of the IUPAC-IUBMB Joint Commission on Biochemical Nomenclature.

International Union of Biochemistry and Molecular Biology, *Enzyme Nomenclature, 1992*, Academic Press, Orlando, FL, 1992.

IUPAC-IUBMB Joint Commission on Biochemical Nomenclature, *Nomenclature of Carbohydrates, Recommendations 1996*, McNaught, A. D., Ed., *Pure & Appl. Chem.*, 68, 1919, 1996.

General

Principles of Chemical Nomenclature: a Guide to IUPAC Recommendations, Leigh, G. J., Favre, H. A. and Metanomski, W. V., Blackwell Science, 1998.

Chemical Abstracts Service, *Naming and Indexing Chemical Substances for Chemical Abstracts, Appendix IV, Chemical Abstracts 1994 Index Guide*.

NOMENCLATURE FOR INORGANIC IONS AND LIGANDS

Willem H. Koppenol

The entries below were selected from Table IX of Connelly, N. G., Damhus, T., Hartshorn, R. M. and Hutton, A. T., Eds., *Nomenclature of Inorganic Chemistry. IUPAC Recommendations 2005*, The Royal Society of Chemistry, 2005. Two changes were made: in the case of the hypohalides, the oxidohalogenate names are listed, not the new halooxygenate names. Thus, for BrO⁻ the still acceptable name “oxidobromate(1-)” is listed, not the more correct, but less palatable, “bromooxygenate(1-)”. Similarly, and for reasons of consistency, ClO[•] is not named oxygen (mono)chloride, but chlorine mono(o)oxide. The symbol '⊂' is used for dividing names when this is made necessary by a line break. When the name is reconstructed

from the name given in the table, this symbol should be omitted. Thus, all *hyphens* in the table are true parts of the names. The symbols ‘>’ and ‘<’ placed next to an element symbol both denote two single bonds connecting the atom in question to two other atoms. For a given compound, the various systematic names, if applicable, are given in the order: stoichiometric names, substitutive names, additive names and hydrogen names. Acceptable names which are not entirely systematic (or not formed according to any of the systems mentioned above) are given at the end after a semicolon. No order of preference is implied by the order in which formulae and names are listed. Reprinted by permission of IUPAC.

Formula for uncharged atom or group	Name			
	<i>Uncharged atoms or molecules (including zwitterions and radicals) or substituent groups^a</i>	<i>Cations (including cation radicals) or cationic substituent groups^a</i>	<i>Anions (including anion radicals) or anionic substituent groups^b</i>	<i>Ligands^c</i>
H	hydrogen H [•] , hydrogen(●), monohydrogen (natural or unspecified isotopic composition) ¹ H [•] , protium(●), monoprotrium ² H [•] = D [•] , deuterium(●), monodeuterium ³ H [•] = T [•] , tritium(●), monotritium	hydrogen (general) H ⁺ , hydrogen(1+), hydron (natural or unspecified isotopic composition) ¹ H ⁺ , protium(1+), proton ² H ⁺ = D ⁺ , deuterium(1+), deuteron ³ H ⁺ = T ⁺ , tritium(1+), triton	hydride (general) H ⁻ , hydride (natural or unspecified isotopic composition) ¹ H ⁻ , protide ² H ⁻ = D ⁻ , deuteride ³ H ⁻ = T ⁻ , tritide	hydrido protido deuterido tritido
H ₂	H ₂ , dihydrogen D ₂ , dideuterium T ₂ , ditritium	H ₂ ^{••} , dihydrogen(●1+) ¹ H ₂ ^{••} , diprotium(●1+) D ₂ ^{••} , dideuterium(●1+) T ₂ ^{••} , ditritium(●1+)		
D, see H				
D ₂ , see H ₂				
T, see H				
T ₂ , see H ₂				
F	fluorine F [•] , fluorine(●), monofluorine -F, fluoro	fluorine (general) F ⁺ , fluorine(1+)	fluoride (general) F ⁻ , fluoride(1-); fluoride	fluorido (general) F ⁻ , fluorido(1-); fluorido
F ₂	F ₂ , difluorine	F ₂ ^{••} , difluorine(●1+)	F ₂ ^{•-} , difluoride(●1-)	F ₂ , difluorine
Cl	chlorine (general) Cl [•] , chlorine(●), monochlorine -Cl, chloro	chlorine (general) Cl ⁺ , chlorine(1+)	chloride (general) Cl ⁻ , chloride(1-); chloride	chlorido (general) Cl ⁻ , chlorido(1-); chlorido
Cl ₂	Cl ₂ , dichlorine	Cl ₂ ^{••} , dichlorine(●1+)	Cl ₂ ^{•-} , dichloride(●1-)	Cl ₂ , dichlorine Cl ₂ ^{•-} , dichlorido(●1-)
Br	bromine (general) Br [•] , bromine(●), monobromine -Br, bromo	bromine (general) Br ⁺ , bromine(1+)	bromide (general) Br ⁻ , bromide(1-); bromide	bromido (general) Br ⁻ , bromido(1-); bromido
Br ₂	Br ₂ , dibromine	Br ₂ ^{••} , dibromine(●1+)	Br ₂ ^{•-} , dibromide(●1-)	Br ₂ , dibromine
I	iodine (general) I [•] , iodine(●), monoiodine -I, iodo	iodine (general) I ⁺ , iodine(1+)	iodide (general) I ⁻ , iodide(1-); iodide	iodido (general) I ⁻ , iodido(1-); iodido
I ₂	I ₂ , diiodine	I ₂ ^{••} , diiodine(●1+)	I ₂ ^{•-} , diiodide(●1-)	I ₂ , diiodine

ClO	ClO, chlorine mon(o)oxide ClO [•] , oxidochlorine(•); chlorosyl –ClO, oxo-λ ³ -chloranyl; chlorosyl –OCl, chlorooxy		ClO [–] , oxidochlorate(1–); hypochlorite	ClO [–] , oxidochlorato(1–); hypochlorito
ClO ₂	ClO ₂ , chlorine dioxide ClO ₂ [•] , dioxidochlorine(•) ClOO [•] , chloridodioxygen \curvearrowright (O–O) (•), –ClO ₂ , dioxo-λ ³ -chloranyl; chloryl –OClO, oxo-λ ³ -chloranyloxy	ClO ₂ ⁺ , dioxidochlorine(1+) (not chloryl)	ClO ₂ [–] , dioxidochlorate(1–); chlorite	ClO ₂ [–] , dioxidochlorato(1–); chlorito
ClO ₃	ClO ₃ , chlorine trioxide ClO ₃ [•] , trioxidochlorine(•) –ClO ₃ , trioxo-λ ⁷ -chloranyl; perchloryl –OClO ₂ , dioxo-λ ⁵ -chloranyloxy	ClO ₃ ⁺ , trioxidochlorine(1+) (not perchloryl)	ClO ₃ [–] , trioxidochlorate(1–); chlorate	ClO ₃ [–] , trioxidochlorato(1–); chlorato
ClO ₄	ClO ₄ , chlorine tetraoxide ClO ₄ [•] , tetraoxidochlorine(•) –OClO ₃ , trioxo-λ ⁷ -chloranyloxy		ClO ₄ [–] , tetraoxidochlorate(1–); perchlorate	ClO ₄ [–] , tetraoxidochlorato(1–); perchlorato
IO	IO, iodine mon(o)oxide IO [•] , oxidiodine(•); iodosyl –IO, oxo-λ ³ -iodanyl; iodosyl –OI, iodoxy	IO ⁺ , oxidiodine(1+) (not iodosyl)	IO [–] , oxidiodate(1–); hypoiodite IO ^{2–} , oxidiodate(•2–)	IO [–] , oxidiodato(1–); hypoiodito
IO ₂	IO ₂ , iodine dioxide IO ₂ [•] , dioxidiodine(•) –IO ₂ , dioxo-λ ³ -iodanyl; iodyl –OIO, oxo-λ ³ -iodanyloxy	IO ₂ ⁺ , dioxidiodine(1+) (not iodyl)	IO ₂ [–] , dioxidiodate(1–); iodite	IO ₂ [–] , dioxidiodato(1–); iodito
IO ₃	IO ₃ , iodine trioxide IO ₃ [•] , trioxidiodine(•) –IO ₃ , trioxo-λ ⁷ -iodanyl; periodyl –OIO ₂ , dioxo-λ ⁵ -iodanyloxy	IO ₃ ⁺ , trioxidiodine(1+) (not periodyl)	IO ₃ [–] , trioxidiodate(1–); iodate	IO ₃ [–] , trioxidiodato(1–); iodato
IO ₄	IO ₄ , iodine tetraoxide IO ₄ [•] , tetraoxidiodine(•) –OIO ₃ , trioxo-λ ⁷ -iodanyloxy		IO ₄ [–] , tetraoxidiodate(1–); periodate	IO ₄ [–] , tetraoxidiodato(1–); periodato
O	oxygen (general) O, monooxygen O ^{2•} , oxidanylidene, monooxygen(2•) >O, oxy, epoxy (in rings) =O, oxo	oxygen (general) O ^{•+} , oxygen(•1+)	oxide (general) O ^{•–} , oxidanidyl, oxide(•1–) O ^{2–} , oxide(2–); oxide –O [•] , oxido	O ^{2•} , oxido
O ₂	O ₂ , dioxygen O ₂ ^{2•} , dioxidanediyl, dioxygen(2•) –OO–, dioxidanediyl; peroxy	O ₂ ^{•+} , dioxidanilyumyl, dioxygen(•1+) O ₂ ²⁺ , dioxidanebis(ylum), dioxygen(2+)	O ₂ ^{•–} , dioxidanidyl, dioxide(•1–); superoxide (not hyperoxide) O ₂ ^{2–} , dioxidanediide, dioxide(2–); peroxide	dioxido (general) O ₂ , dioxygen O ₂ ^{•–} , dioxido(•1–); superoxido O ₂ ^{2–} , dioxidanediido, dioxido(2–); peroxido
O ₃	O ₃ , trioxygen; ozone –OOO–, trioxidanediyl		O ₃ ^{•–} , trioxidanidyl, trioxide(•1–); ozonide	O ₃ , trioxygen; ozone O ₃ ^{•–} , trioxido(•1–); ozonido
HO	HO [•] , oxidanyl, hydridooxygen(•); hydroxyl –OH, oxidanyl; hydroxy	HO ⁺ , oxidanylium, hydridooxygen(1+); hydroxylum	HO [–] , oxidanide, hydroxide	HO [–] , oxidanido; hydroxido
HO ₂	HO ₂ [•] , dioxidanyl, hydridodioxygen(•) hydrogen dioxide –OOH, dioxidanyl; hydroperoxy	HO ₂ ⁺ , dioxidanilyum, hydridodioxygen(1+)	HO ₂ [–] , dioxidanide, hydrogen(peroxide)(1–)	HO ₂ [–] , dioxidanido, hydrogen(peroxido)(1–)
S	sulfur (general) S, monosulfur =S, sulfanylidene; thioxo –S–, sulfanediyl	sulfur (general) S ^{•+} , sulfur(1+)	sulfide (general) S ^{•–} , sulfanidyl, sulfide(•1–) S ^{2–} , sulfanediide, sulfide(2–); sulfide –S [•] , sulfido	sulfido (general) S ^{•–} , sulfanidyl, sulfido(•1–) S ^{2–} , sulfanediido, sulfido(2–)

S ₂	S ₂ , disulfur –SS–, disulfanediyl >S=S, sulfanylidene-λ ⁴ -sulfanediyl; sulfinothioyl	S ₂ ^{•+} , disulfur(•1+)	S ₂ ^{•-} , disulfanidyl, disulfide(•1-) S ₂ ²⁻ , disulfide(2-), disulfanediide –SS ⁻ , disulfanidyl	S ₂ ²⁻ , disulfido(2-), disulfanediido
HS	HS [•] , sulfanyl, hydridosulfur(•) –SH, sulfanyl	HS ⁺ , sulfanylium, hydridosulfur(1+)	HS ⁻ , sulfanide, hydrogen(sulfide)(1-)	HS ⁻ , sulfanido, hydrogen(sulfido)(1-)
SO	SO, sulfur mon(o)oxide [SO], oxidosulfur >SO, oxo-λ ⁴ -sulfanediyl; sulfinyl	SO ^{•+} , oxidosulfur(•1+) (<i>not</i> sulfinyl or thionyl)	SO ^{•-} , oxidosulfate(•1-)	[SO], oxidosulfur
SO ₂	SO ₂ , sulfur dioxide [SO ₂], dioxidosulfur >SO ₂ , dioxo-λ ⁶ -sulfanediyl; sulfuryl, sulfonyl		SO ₂ ^{•-} , dioxidosulfate(•1-) SO ₂ ²⁻ , dioxidosulfate(2-), sulfanediolate	[SO ₂], dioxidosulfur SO ₂ ²⁻ , dioxidosulfato(2-), sulfanediolato
SO ₃	SO ₃ , sulfur trioxide		SO ₃ ^{•-} , trioxidosulfate(•1-) SO ₃ ²⁻ , trioxidosulfate(2-); sulfite –S(O) ₂ (O), oxidodioxo-λ ⁶ -sulfanyl; sulfonato	SO ₃ ²⁻ , trioxidosulfato(2-); sulfito
SO ₄	–OS(O) ₂ O–, sulfonylbis(oxy)		SO ₄ ^{•-} , tetraoxidosulfate(•1-) SO ₄ ²⁻ , tetraoxidosulfate(2-); sulfate	SO ₄ ²⁻ , tetraoxidosulfato(2-); sulfato
S ₂ O ₃			S ₂ O ₃ ^{•-} = SO ₃ S ^{•-} , trioxido-1κ ³ O-disulfate(S–S)(•1-), trioxidosulfidosulfate(•1-) S ₂ O ₃ ²⁻ = SO ₃ S ²⁻ , trioxido-1κ ³ O-disulfate(S–S)(2-), trioxidosulfidosulfate(2-); thiosulfate, sulfurothioate	S ₂ O ₃ ²⁻ = SO ₃ S ²⁻ , trioxido-1κ ³ O-disulfato(S–S)(2-), trioxidosulfidosulfato(2-); thiosulfato, sulfurothioato
Se	Se (general) Se, monoselenium >Se, selanediyl =Se, selanylidene; selenoxo	selenium	selenide (general) Se ^{•-} , selanidyl, selenide(•1-) Se ²⁻ , selanediide, selenide(2-); selenide	selenido (general) Se ^{•-} , selanidyl, selenido(•1-) Se ²⁻ , selanediido, selenido(2-)
SeO	SeO, selenium mon(o)oxide [SeO], oxidoselenium >SeO, seleninyl			[SeO], oxidoselenium
SeO ₂	SeO ₂ , selenium dioxide [SeO ₂], dioxidoselenium >SeO ₂ , selenonyl		SeO ₂ ²⁻ , dioxidoselenate(2-)	[SeO ₂], dioxidoselenium SeO ₂ ²⁻ , dioxidoselenato(2-)
SeO ₃	SeO ₃ , selenium trioxide		SeO ₃ ^{•-} , trioxidoselenate(•1-) SeO ₃ ²⁻ , trioxidoselenate(2-); selenite	SeO ₃ ²⁻ , trioxidoselenato(2-); selenito
SeO ₄			SeO ₄ ²⁻ , tetraoxidoselenate(2-); selenate	SeO ₄ ²⁻ , tetraoxidoselenato(2-); selenato
Te	tellurium >Te, tellanediyl =Te, tellanylidene; telluroxo	tellurium	telluride (general) Te ^{•-} , tellanidyl, telluride(•1-) Te ²⁻ , tellanediide, telluride(2-); telluride	tellurido (general) Te ^{•-} , tellanidyl, tellurido(•1-) Te ²⁻ , tellanediido, tellurido(2-)
CrO ₂	CrO ₂ , chromium dioxide, chromium(IV) oxide			
UO ₂	UO ₂ , uranium dioxide	UO ₂ ⁺ , dioxidouranium(1+) [<i>not</i> uranyl(1+)] UO ₂ ²⁺ , dioxidouranium(2+) [<i>not</i> uranyl(2+)]		

NpO ₂	NpO ₂ , neptunium dioxide	NpO ₂ ⁺ , dioxidoneptunium(1+) [not neptunyl(1+)] NpO ₂ ²⁺ , dioxidoneptunium(2+) [not neptunyl(2+)]		
PuO ₂	PuO ₂ , plutonium dioxide	PuO ₂ ⁺ , dioxidoplutonium(1+) [not plutonyl(1+)] PuO ₂ ²⁺ , dioxidoplutonium(2+) [not plutonyl(2+)]		
N	nitrogen N [•] , nitrogen(•), mononitrogen –N<, azanetriyl; nitrilo –N=, azanylylidene ≡N, azanylidyne	nitrogen (general) N ⁺ , nitrogen(1+)	nitride (general) N ³⁻ , nitride(3–), azanetriide; nitride =N [–] , azanidyldene; amidylidene –N ²⁻ , azanediidyl	N ³⁻ , nitrido(3–), azanetriido
N ₂	N ₂ , dinitrogen =N ⁺ =N [–] , (azanidyldene)azani mylidene; diazo –N=N–, diazane-1,2-diylidene; hydrazinediylidene =NN=, diazene-1,2-diyl; azo	N ₂ ^{•+} , dinitrogen(1+) N ₂ ²⁺ , dinitrogen(2+) –N ⁺ ≡N, diazyn-1-ium-1-yl	N ₂ ²⁻ , dinitride(2–) N ₂ ⁴⁻ , dinitride(4–), diazanetraide; hydrazinetetraide	N ₂ , dinitrogen N ₂ ²⁻ , dinitrido(2–) N ₂ ⁴⁻ , dinitrido(4–), diazanetraido; hydrazinetetraido
N ₃	N ₃ [•] , trinitrogen(•) –N=N ⁺ =N [–] , azido		N ₃ [–] , trinitride(1–); azide	N ₃ [–] , trinitrido(1–); azido
NH	NH ⁺ , azanylidene, hydridonitrogen(2•); nitrene >NH, azanediyl =NH, azanylidene; imino	NH ⁺ , azanyliumdiyl, hydridonitrogen(1+) NH ²⁺ , azanebis(ylum), hydridonitrogen(2+)	NH [–] , azanidyl, hydridonitrate(1–) NH ²⁻ , azanediide, hydridonitrate(2–); imide –NH [–] , azanidyl; amidyl	NH ²⁻ , azanediido, hydridonitrato(2–); imido
NH ₂	NH ₂ ⁺ , azanyl, dihydridonitrogen(•); aminyl –NH ₂ , azanyl; amino	NH ₂ ⁺ , azanylium, dihydridonitrogen(1+)	NH ₂ [–] , azanide, dihydridonitrate(1–); amide	NH ₂ [–] , azanido, dihydridonitrato(1–), amido
NH ₃	NH ₃ , azane (parent hydride name), amine (parent name for certain organic derivatives), trihydridonitrogen; ammonia	NH ₃ ^{•+} , azaniumyl, trihydridonitrogen(•1+) –NH ₃ ⁺ , azaniumyl; ammonio	NH ₃ [–] , azanuidyl, trihydridonitrate(•1–)	NH ₃ , ammiane
NH ₄	NH ₄ ⁺ , λ ⁵ -azanyl, tetrahydridonitrogen(•)	NH ₄ ⁺ , azanium; ammonium		
H ₂ NO	H ₂ NO ⁺ , aminooxidanyl, dihydridooxidonitrogen(•); aminoxyl HONH ⁺ , hydroxyazanyl, hydridohydroxidonitrogen(•) –NH(OH), hydroxyazanyl, hydroxyamino –ONH ₂ , aminooxy –NH ₂ (O), oxo-λ ⁵ -azanyl; azinoyl		HONH [–] , hydroxyazanide, hydridohydroxidonitrate(1–) H ₂ NO [–] , azanolate, aminooxidamide, dihydridooxidonitrate(1–)	NHOH [–] , hydroxyazanido, hydridohydroxidonitrato(1–) H ₂ NO [–] , azanolato, aminooxidamido, dihydridooxidonitrato(1–)
N ₂ H ₂	HN=NH, diazene –N=NH ₂ ⁺ , diazen-2-ium-1-ide H ₂ NN [•] , diazanylidene, hydrazinylidene =NNH ₂ , diazanylidene; hydrazinylidene •HNNH [•] , diazane-1,2-diyl; hydrazine-1,2-diyl –HNNH–, diazane-1,2-diyl; hydrazine-1,2-diyl	HNNH ²⁺ , diazanylium	HNNH ²⁻ , diazane-1,2-diide, hydrazine-1,2-diide H ₂ NN ²⁻ , diazane-1,1-diide, hydrazine-1,1-diide	HN=NH, diazene –N=NH ₂ ⁺ , diazen-2-ium-1-ido HNNH ²⁻ , diazane-1,2-diido, hydrazine-1,2-diido H ₂ NN ²⁻ , diazane-1,1-diido, hydrazine-1,1-diido

N_2H_3	H_2NNH^+ , diazanyl, trihydrido \subset dinitrogen(<i>N-N</i>)(\bullet); hydrazinyl - $NHNH_2$, diazanyl; hydrazinyl $^{2-}NNH_3^+$, diazan-2-ium-1,1-diide	$H_2N=NH^+$, diazenium	H_2NNH^- , diazanide, hydrazinide	$^{2-}NNH_3^+$, diazan-2-ium-1,1-diido H_2NNH^- , diazaniido, hydrazinido
N_2H_4	H_2NNH_2 , diazane (parent hydride name), hydrazine (parent name for organic derivatives) - $NHNH_3^+$, diazan-2-ium-1-ide	$H_2NNH_2^{2+}$, diazaniumyl, bis(dihydridonitrogen) \subset (<i>N-N</i>)(\bullet 1+); hydraziniumyl $H_2N=NH_2^{2+}$, diazenediium		H_2NNH_2 , diazane, hydrazine - $NHNH_3^+$, diazan-2-ium-1-ido
NO	NO, nitrogen mon(o)oxide (<i>not</i> nitric oxide) NO \bullet , oxoazanyl, oxidonitrogen(\bullet); nitrosyl -N=O, oxoazanyl; nitroso >N(O) $^-$, oxo- λ^5 -azanyl; azoryl =N(O) $^-$, oxo- λ^5 -azanylidene; azorylidene \equiv N(O), oxo- λ^5 -azanylidyne; azorylidyne -O $^+$ =N $^-$, azanidylideneoxidaniumyl	NO $^+$, oxidonitrogen(1+) (<i>not</i> nitrosyl) NO $^{2+}$, oxidonitrogen(2+)	NO $^-$, oxidonitrate(1-) NO $^{2-}$, oxidonitrate(2 \bullet 1-)	NO, oxidonitrogen (general); nitrosyl = oxidonitrogen- κ N (general) NO $^+$, oxidonitrogen(1+) NO $^-$, oxidonitrato(1-)
NO $_2$	NO $_2$, nitrogen dioxide NO $_2^{\bullet}$ = ONO \bullet , nitrosooxidanyl, dioxidonitrogen(\bullet); nitryl -NO $_2$, nitro -ONO, nitrosooxy	NO $_2^+$, dioxidonitrogen(1+) (<i>not</i> nitryl)	NO $_2^-$, dioxidonitrate(1-); nitrite NO $_2^{2-}$, dioxidonitrate(\bullet 2-)	NO $_2^-$, dioxidonitrato(1-); nitrito NO $_2^{2-}$, dioxidonitrato(\bullet 2-)
NO $_3$	NO $_3$, nitrogen trioxide NO $_3^{\bullet}$ = O $_2$ NO \bullet , nitrooxidanyl, trioxidonitrogen(\bullet) ONOO \bullet , nitrosodioxidanyl, (dioxido)oxidonitrogen(\bullet) -ONO $_2$, nitrooxy		NO $_3^-$, trioxidonitrate(1-); nitrate NO $_3^{2-}$, trioxidonitrate(\bullet 2-) [NO(OO)] $^-$, (dioxido)oxidonitrate(1-); peroxynitrite	NO $_3^-$, trioxidonitrato(1-); nitrato NO $_3^{2-}$, trioxidonitrato(\bullet 2-) [NO(OO)] $^-$, oxidoperoxidonitrato(1-); peroxynitrito
N $_2$ O	N $_2$ O, dinitrogen oxide (<i>not</i> nitrous oxide) NNO, oxidodinitrogen(<i>N-N</i>) -N(O)=N $^-$, azoxy		N $_2$ O $^-$, oxidodinitrate(\bullet 1-)	N $_2$ O, dinitrogen oxide (general) NNO, oxidodinitrogen(<i>N-N</i>) N $_2$ O $^-$, oxidodinitrato(\bullet 1-)
N $_2$ O $_3$	N $_2$ O $_3$, dinitrogen trioxide O $_2$ NNO, trioxido-1 κ^2 O,2 κ O- dinitrogen(<i>N-N</i>) NO $^+$ NO $_2^-$, oxidonitrogen(1+) dioxidonitrate(1-) ONONO, dinitrosooxidane, μ -oxidobis(oxidonitrogen)		N $_2$ O $_3^{2-}$ = [O $_2$ NNO] $^{2-}$, trioxido-1 κ^2 O,2 κ O- dinitrate(<i>N-N</i>)(2-)	
N $_2$ O $_4$	N $_2$ O $_4$, dinitrogen tetraoxide O $_2$ NNO $_2$, bis(dioxidonitrogen) \subset (<i>N-N</i>) ONOONO, 1,2-dinitrosodioxidane, 2,5-diazy-1,3,4,6-tetraoxy- [6]catena NO $^+$ NO $_3^-$, oxidonitrogen(1+) trioxidonitrate(1-)			
N $_2$ O $_5$	N $_2$ O $_5$, dinitrogen pentaoxide O $_2$ NONO $_2$, dinitrooxidane, NO $_2^+$ NO $_3^-$, dioxidonitrogen(1+) trioxidonitrate(1-)			
NS	NS, nitrogen monosulfide NS \bullet , sulfidonitrogen(\bullet) -N=S, sulfanylideneazanyl; thionitroso	NS $^+$, sulfidonitrogen(1+) (<i>not</i> thionitrosyl)	NS $^-$, sulfidonitrate(1-)	NS, sulfidonitrogen, sulfidonitrato, thionitrosyl (general) NS $^+$, sulfidonitrogen(1+) NS $^-$, sulfidonitrato(1-)

P	phosphorus (general) P*, phosphorus(●), monophosphorus >P-, phosphanetriyl	phosphorus (general) P ⁺ , phosphorus(1+)	phosphide (general) P ⁻ , phosphide(1-) P ³⁻ , phosphide(3-), phosphanetriide; phosphide	P ³⁻ , phosphido, phosphanetriido
PO	PO*, oxophosphanyl, oxidophosphorus(●), phosphorus mon(o)oxide; phosphoryl >P(O)-, oxo-λ ⁵ -phosphanetriyl; phosphoryl =P(O)-, oxo-λ ⁵ -phosphanylidene; phosphorylidene ≡P(O), oxo-λ ⁵ -phosphanylidyne; phosphorylidyne	PO ⁺ , oxidophosphorus(1+) (<i>not</i> phosphoryl)	PO ⁻ , oxidophosphate(1-)	
PO ₂	-P(O) ₂ , dioxo-λ ⁵ -phosphanyl		PO ₂ ⁻ , dioxidophosphate(1-)	PO ₂ ⁻ , dioxidophosphato(1-)
PO ₃			PO ₃ ⁻ , trioxidophosphate(1-) PO ₃ ^{•2-} , trioxidophosphate(●2-) PO ₃ ³⁻ , trioxidophosphate(3-); phosphite (PO ₃ ⁻) _n = (P(O) ₂ O) _n ⁿ⁻ , <i>catena</i> -poly[(dioxidophosphate- μ-oxido)(1-)]; metaphosphate -P(O)(O ⁻) ₂ , dioxidooxo-λ ⁵ - phosphanyl; phosphonato	PO ₃ ⁻ , trioxidophosphato(1-) PO ₃ ^{•2-} , trioxidophosphato(●2-) PO ₃ ³⁻ , trioxidophosphato(3-); phosphito
PO ₄			PO ₄ ^{•2-} , tetraoxidophosphate(●2-) PO ₄ ³⁻ , tetraoxidophosphate(3-); phosphate	PO ₄ ³⁻ , tetraoxidophosphato(3-); phosphato
PS	PS*, sulfidophosphorus(●); -PS, thiophosphoryl	PS ⁺ , sulfidophosphorus(1+) (<i>not</i> thiophosphoryl)		
AsO ₃			AsO ₃ ³⁻ , trioxidoarsenate(3-); arsenite, arsorite -As(=O)(O ⁻) ₂ , dioxidooxo-λ ⁵ -arsanyl; arsonato	AsO ₃ ³⁻ , trioxidoarsenato(3-); arsenito, arsorito
AsO ₄			AsO ₄ ³⁻ , tetraoxidoarsenate(3-); arsenate, arsorato	AsO ₄ ³⁻ , tetraoxidoarsenato(3-); arsenato, arsorato
VO	VO, vanadium(II) oxide, vanadium mon(o)oxide	VO ²⁺ , oxidovanadium(2+) (<i>not</i> vanadyl)		
CO	CO, carbon mon(o)oxide >C=O, carbonyl =C=O, carbonylidene	CO ⁺ , oxidocarbon(●1+) CO ²⁺ , oxidocarbon(2+)	CO ⁻ , oxidocarbonate(●1-)	CO, oxidocarbon, oxidocarbonato (general); carbonyl = oxidocarbon-κC (general) CO ⁺ , oxidocarbon(●1+) CO ⁻ , oxidocarbonato(●1-)
CO ₂	CO ₂ , carbon dioxide, dioxidocarbon		CO ₂ ^{•+} , oxidooxomethyl, dioxidocarbonate(●1-)	CO ₂ , dioxidocarbon CO ₂ ^{•+} , oxidooxomethyl, dioxidocarbonato(●1-)
CO ₃			CO ₃ ^{•+} , trioxidocarbonate(●1-), OCOO ^{•+} , (dioxido)oxidocarbonate(●1-), oxidoperoxidocarbonate(●1-) CO ₃ ²⁻ , trioxidocarbonate(2-); carbonate	CO ₃ ²⁻ , trioxidocarbonato(2-); carbonato
CS	carbon monosulfide >C=S, carbonothioyl; thiocarbonyl =C=S, carbonothioylidene	CS ⁺ , sulfidocarbon(●1+)	CS ⁻ , sulfidocarbonate(●1-)	CS, sulfidocarbon, sulfidocarbonato, thiocarbonyl (general); CS ⁺ , sulfidocarbon(●1+) CS ⁻ , sulfidocarbonato(●1-)
CS ₂	CS ₂ , disulfidocarbon, carbon disulfide		CS ₂ ^{•+} , sulfidothioxomethyl, disulfidocarbonate(●1-)	CS ₂ , disulfidocarbon CS ₂ ^{•+} , sulfidothioxomethyl, disulfidocarbonato(●1-)

CN	CN [•] , nitridocarbon(•); cyanyl –CN, cyano –NC, isocyano	CN ⁺ , azanylidynemethylum, nitridocarbon(1+)	CN [–] , nitridocarbonato(1–); cyanide	nitridocarbonato (general) CN [–] , nitridocarbonato(1–); cyanido = [nitridocarbonato(1–)-κC]
CNO	OCN [•] , nitridooidocarbon(•) –OCN, cyanato –NCO, isocyanato –ONC, λ ² -methylidene ☉ azanylylideneoxy –CNO, (oxo-λ ⁵ - azanylidynemethyl		OCN [–] , nitridooidocarbonato(1–); cyanate ONC [–] , carbidooidonitrato(1–); fulminate OCN ^{•2–} , nitridooidocarbonato(•2–)	OCN [–] , nitridooidocarbonato(1–); cyanato ONC [–] , carbidooidonitrato(1–); fulminato
CNS	SCN [•] , nitridosulfidocarbon(•) –SCN, thiocyanato –NCS, isothiocyanato –SNC, λ ² -methylidene ☉ azanylylidenesulfanediyyl –CNS, (sulfanylidene-λ ⁵ - azanylidynemethyl		SCN [–] , nitridosulfidocarbonato(1–); thiocyanate SNC [–] , carbidosulfidonitrato(1–)	SCN [–] , nitridosulfidocarbonato(1–); thiocyanato SNC [–] , carbidosulfidonitrato(1–)
CNSe	SeCN [•] , nitridoselenidocarbon(•) –SeCN, selenocyanato –NCSe, isoselenocyanato –SeNC, λ ² -methylidene ☉ azanylylideneselanediyyl –CNSe, (selanylidene-λ ⁵ - azanylidynemethyl		SeCN [–] , nitridoselenidocarbonato(1–); selenocyanate SeNC [–] , carbidoselenidonitrato(1–)	SeCN [–] , nitridoselenidocarbonato(1–); selenocyanato SeNC [–] , carbidoselenidonitrato(1–)

^a Where an element symbol occurs in the first column, the unmodified element name is listed in the second and third columns. The unmodified name is generally used when the element appears as an electropositive constituent in the construction of a stoichiometric name (Sections IR-5.2 and IR-5.4). Names of homoatomic cations consisting of the element are also constructed using the element name, adding multiplicative prefixes and charge numbers as applicable (Sections IR-5.3.2.1 to IR-5.3.2.3). The sections mentioned refer to parts of Nomenclature of Inorganic Chemistry, IUPAC Recommendations 2005, see above.

^b Where an element symbol occurs in the first column, the fourth column gives the element name appropriately modified with the ending 'ide' (hydride, nitride, etc.). The 'ide' form of the element name is generally used when the element appears as an electronegative constituent in the construction of a stoichiometric name (Sections IR-5.2 and IR-5.4). Names of homoatomic anions consisting of the element in question are also constructed using this modified form, adding multiplicative prefixes and charge numbers as applicable (Sections IR-5.3.3.1 to IR-5.3.3.3). Examples are given in the Table of names of some specific anions, e.g. chloride(1–), oxide(2–), dioxide(2–). In certain cases, a particular anion has the 'ide' form itself as an accepted short name, e.g. chloride, oxide. If specific anions are named, the 'ide' form of the element name with no further modification is given as the first entry in the fourth column, with the qualifier '(general)'. The sections mentioned refer to parts of Nomenclature of Inorganic Chemistry, IUPAC Recommendations 2005, see above.

^c Ligand names must be placed within enclosing marks whenever necessary to avoid ambiguity, cf. Section IR-9.2.2.3. Some ligand names must always be enclosed. For example, if 'dioxido' is cited as is, it must be enclosed so as to distinguish it from two 'oxido' ligands; if combined with a multiplicative prefix it must be enclosed because it starts with a multiplicative prefix itself. A ligand name such as 'nitridocarbonato' must always be enclosed to avoid interpreting it as two separate ligand names, 'nitrido' and 'carbonato'. In this table, however, these enclosing marks are omitted for the sake of clarity. Note that the ligand names given here with a charge number can generally also be used without if it is not desired to make any implication regarding the charge of the ligand. For example, the ligand name '[dioxido(•1–)]' may be used if one wishes explicitly to consider the ligand to be the species dioxide(•1–), whereas the ligand name '(dioxido)' can be used if no such implications are desirable. The section mentioned refer to parts of Nomenclature of Inorganic Chemistry, IUPAC Recommendations 2005, see above.

ORGANIC SUBSTITUENT GROUPS AND RING SYSTEMS

The first part of this table lists substituent groups and their line formulas. A substituent group is defined by IUPAC as a group that replaces one or more hydrogen atoms attached to a parent structure. Such groups are sometimes called radicals, but IUPAC now reserves the term radical for a free molecular species with unpaired electrons. IUPAC does not recommend some of these names, which are marked here with asterisks (e.g., *amyl**), but they are included in this list because they are often encountered in the older literature. Substituent group names which are formed

by systematic rules (e.g., methyl from methane, ethyl from ethane, etc.) are included here only for the first few members of a homologous series.

In the second part of the table a number of common organic ring compounds are shown, with the conventional numbering of the ring positions indicated.

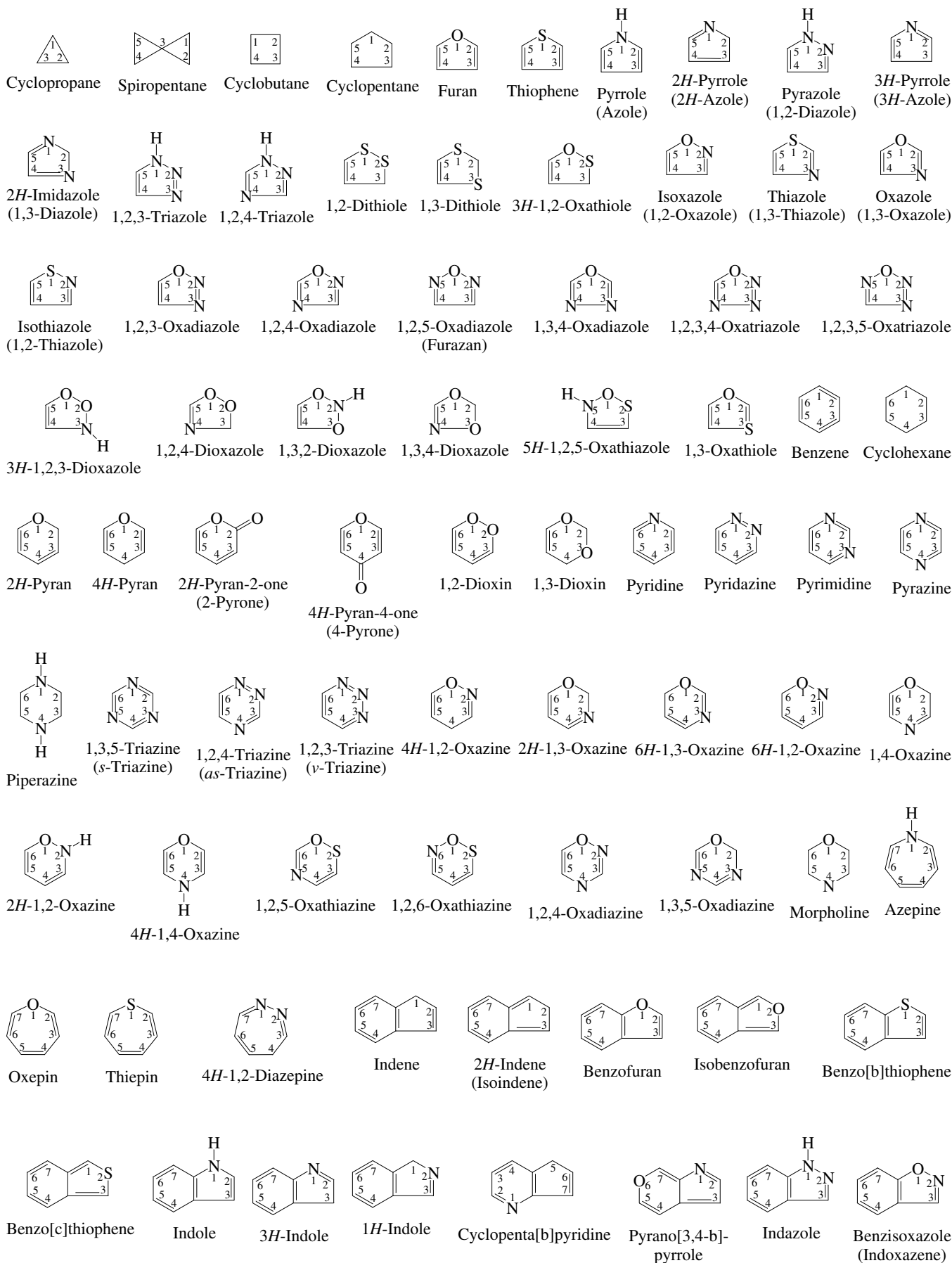
The help of Warren H. Powell in preparing this table is greatly appreciated. Pertinent references may be found in the table "Nomenclature of Chemical Compounds."

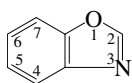
Substituent Groups

acetamido (acetylamino)	$\text{CH}_3\text{CONH-}$	cinnamoyl	$\text{C}_6\text{H}_5\text{CH=CHCO-}$
acetoacetyl	$\text{CH}_3\text{COCH}_2\text{CO-}$	cinnamyl (3-phenyl-2-propenyl)	$\text{C}_6\text{H}_5\text{CH=CHCH}_2\text{-}$
acetonyl	$\text{CH}_3\text{COCH}_2\text{-}$	cinnamylidene	$\text{C}_6\text{H}_5\text{CH=CHCH=}$
acetyl	$\text{CH}_3\text{CO-}$	cresyl* (hydroxymethylphenyl)	$\text{HO}(\text{CH}_2)\text{C}_6\text{H}_4\text{-}$
acryloyl* (1-oxo-2-propenyl)	$\text{CH}_2=\text{CHCO-}$	crotonoyl	$\text{CH}_3\text{CH=CHCO-}$
alanyl (from alanine)	$\text{CH}_3\text{CH}(\text{NH}_2)\text{CO-}$	crotyl (2-butenyl)	$\text{CH}_3\text{CH=CHCH}_2\text{-}$
β -alanyl	$\text{H}_2\text{N}(\text{CH}_2)_2\text{CO-}$	cyanamido (cyanoamino)	NCNH-
allyl (2-propenyl)	$\text{CH}_2=\text{CHCH}_2\text{-}$	cyanato	NCO-
allylidene (2-propenylidene)	$\text{CH}_2=\text{CHCH=}$	cyano	NC-
amidino (aminoiminomethyl)	$\text{H}_2\text{NC(=NH)-}$	decanedioyl	$-\text{OC}(\text{CH}_2)_8\text{CO-}$
amino	$\text{H}_2\text{N-}$	decanoyl	$\text{CH}_3(\text{CH}_2)_8\text{CO-}$
amyl* (pentyl)	$\text{CH}_3(\text{CH}_2)_4\text{-}$	diazo	$\text{N}_2=$
anilino (phenylamino)	$\text{C}_6\text{H}_5\text{NH-}$	diazoamino	$-\text{NHN=N-}$
anisidino	$\text{CH}_3\text{OC}_6\text{H}_4\text{NH-}$	disilanyl	$\text{H}_3\text{SiSiH}_2\text{-}$
anthranoyl (2-aminobenzoyl)	$2\text{-H}_2\text{NC}_6\text{H}_4\text{CO-}$	disiloxanyloxy	$\text{H}_3\text{SiOSiH}_2\text{O-}$
arsino	$\text{AsH}_2\text{-}$	disulfinyl	$-\text{S}(\text{O})\text{S}(\text{O})\text{-}$
azelaoyl (from azelaic acid)	$-\text{OC}(\text{CH}_2)_7\text{CO-}$	dithio	$-\text{SS-}$
azido	$\text{N}_3\text{-}$	enantioyl* (heptanoyl)	$\text{CH}_3(\text{CH}_2)_5\text{CO-}$
azino	$=\text{N=N=}$	epoxy	$-\text{O-}$
azo	$-\text{N=N-}$	ethenyl (vinyl)	$\text{CH}_2=\text{CH-}$
azoxy	$-\text{N}(\text{O})=\text{N-}$	ethynyl	$\text{HC}\equiv\text{C-}$
benzal* (benzylidene)	$\text{C}_6\text{H}_5\text{CH=}$	ethoxy	$\text{C}_2\text{H}_5\text{O-}$
benzamido (benzoylamino)	$\text{C}_6\text{H}_5\text{CONH-}$	ethyl	$\text{CH}_3\text{CH}_2\text{-}$
benzhydryl (diphenylmethyl)	$(\text{C}_6\text{H}_5)_2\text{CH-}$	ethylene	$-\text{CH}_2\text{CH}_2\text{-}$
benzoxy* (benzoyloxy)	$\text{C}_6\text{H}_5\text{COO-}$	ethylidene	$\text{CH}_3\text{CH=}$
benzoyl	$\text{C}_6\text{H}_5\text{CO-}$	ethylthio	$\text{C}_2\text{H}_5\text{S-}$
benzyl	$\text{C}_6\text{H}_5\text{CH}_2\text{-}$	formamido (formylamino)	HCONH-
benzylidene	$\text{C}_6\text{H}_5\text{CH=}$	formyl	HCO-
benzylidyne	$\text{C}_6\text{H}_5\text{C=}$	furmaroyl (from fumaric acid)	$-\text{OCCH=CHCO-}$
biphenyl	$\text{C}_6\text{H}_5\text{C}_6\text{H}_5\text{-}$	furfuryl (2-furanylmethyl)	$\text{OC}_4\text{H}_3\text{CH}_2\text{-}$
biphenylene	$-\text{C}_6\text{H}_4\text{-C}_6\text{H}_4\text{-}$	furfurylidene (2-furanylmethylene)	$\text{OC}_4\text{H}_3\text{CH=}$
butoxy	$\text{C}_4\text{H}_9\text{O-}$	glutamoyl (from glutamic acid)	$-\text{OC}(\text{CH}_2)_2\text{CH}(\text{NH}_2)\text{CO-}$
<i>sec</i> -butoxy (1-methylpropoxy)	$\text{C}_2\text{H}_5\text{CH}(\text{CH}_3)\text{O-}$	glutaryl (from glutaric acid)	$-\text{OC}(\text{CH}_2)_3\text{CO-}$
<i>tert</i> -butoxy (1,1-dimethylethoxy)	$(\text{CH}_3)_3\text{CO-}$	glycylamino	$\text{H}_2\text{NCH}_2\text{CONH-}$
butyl	$\text{CH}_3(\text{CH}_2)_3\text{-}$	glycoloyl; glycolyl (hydroxyacetyl)	$\text{HOCH}_2\text{CO-}$
<i>sec</i> -butyl (1-methylpropyl)	$\text{CH}_3\text{CH}_2\text{CH}(\text{CH}_3)\text{-}$	glycyl (aminoacetyl)	$\text{H}_2\text{NCH}_2\text{CO-}$
<i>tert</i> -butyl (1,1-dimethylethyl)	$(\text{CH}_3)_3\text{C-}$	glyoxyloyl; glyoxylyl (oxoacetyl)	HCOCO-
butyryl (1-oxobutyl)	$\text{CH}_3(\text{CH}_2)_2\text{CO-}$	guanidino	$\text{H}_2\text{NC(=NH)NH-}$
caproyl* (hexanoyl)	$\text{CH}_3(\text{CH}_2)_4\text{CO-}$	guanyl (aminoiminomethyl)	$\text{H}_2\text{NC(=NH)-}$
capryl* (decanoyl)	$\text{CH}_3(\text{CH}_2)_8\text{CO-}$	heptadecanoyl	$\text{CH}_3(\text{CH}_2)_{15}\text{CO-}$
capryloyl* (octanoyl)	$\text{CH}_3(\text{CH}_2)_6\text{CO-}$	heptanamido	$\text{CH}_3(\text{CH}_2)_5\text{CONH-}$
carbamido (carbamoylamino)	$\text{H}_2\text{NCONH-}$	heptanedioyl	$-\text{OC}(\text{CH}_2)_5\text{CO-}$
carbamoyl (aminocarbonyl)	$\text{H}_2\text{NCO-}$	heptanoyl	$\text{CH}_3(\text{CH}_2)_5\text{CO-}$
carbamyl (aminocarbonyl)	$\text{H}_2\text{NCO-}$	hexadecanoyl	$\text{CH}_3(\text{CH}_2)_{14}\text{CO-}$
carbazoyl (hydrazinocarbonyl)	$\text{H}_2\text{NNHCO-}$	hexamethylene (1,6-hexanediyl)	$-(\text{CH}_2)_6\text{-}$
carbethoxy (ethoxycarbonyl)	$\text{C}_2\text{H}_5\text{OCO-}$	hexanedioyl	$-\text{OC}(\text{CH}_2)_4\text{CO-}$
carbonyl	$=\text{C=O}$	hippuryl (N-benzoylglycyl)	$\text{C}_6\text{H}_5\text{CONHCH}_2\text{CO-}$
carboxy	HOOC-	hydrazino	$\text{H}_2\text{NNH-}$
cetyl* (hexadecyl)	$\text{CH}_3(\text{CH}_2)_{15}\text{-}$	hydrazo	$-\text{HNNH-}$
chloroformyl (chlorocarbonyl)	ClCO-	hydrocinnamoyl	$\text{C}_6\text{H}_5(\text{CH}_2)_2\text{CO-}$

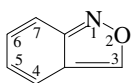
hydroperoxy	HOO-	phenylene (benzenediyl)	-C ₆ H ₄ -
hydroxyamino	HONH-	phosphino* (phosphanyl)	H ₂ P-
hydroxy	HO-	phosphinyl* (phosphinoyl)	H ₂ P(O)-
imino	HN=	phospho	O ₂ P-
iodoso* (iodosyl)	OI-	phosphono	(HO) ₂ P(O)-
iodyl	O ₂ I-	phthaloyl (from phthalic acid)	1,2-C ₆ H ₄ (CO) ₂
isoamyl* (isopentyl; 3-methylbutyl)	(CH ₃) ₂ CH(CH ₂) ₂ -	picryl (2,4,6-trinitrophenyl)	2,4,6-(NO ₂) ₃ C ₆ H ₂ -
isobutenyl (2-methyl-1-propenyl)	(CH ₃) ₂ C=CH-	pimeloyl (from pimelic acid)	-OC(CH ₂) ₅ CO-
isobutoxy (2-methylpropoxy)	(CH ₃) ₂ CHCH ₂ O-	piperidino (1-piperidinyl)	C ₅ H ₁₀ N-
isobutyl (2-methylpropyl)	(CH ₃) ₂ CHCH ₂ -	pivaloyl (from pivalic acid)	(CH ₃) ₃ CCO-
isobutylidene (3-methylpropylidene)	(CH ₃) ₂ CHCH=	prenyl (3-methyl-2-butenyl)	(CH ₃) ₂ C=CHCH ₂ -
isobutyryl (2-methyl-1-oxopropyl)	(CH ₃) ₂ CHCO-	propargyl (2-propynyl)	HC≡CCH ₂ -
isocyanato	OCN-	1-propenyl	-CH=CHCH ₂
isocyano	CN-	2-propenyl (allyl)	CH ₂ =CHCH ₂ -
isohexyl (4-methylpentyl)	(CH ₃) ₂ CH(CH ₂) ₃ -	propionyl* (propanyl)	CH ₃ CH ₂ CO-
isoleucyl (from isoleucine)	C ₂ H ₅ CH(CH ₃)CH(NH ₂)CO-	propoxy	CH ₃ CH ₂ CH ₂ O-
isonitroso* (hydroxyamino)	HON=	propyl	CH ₃ CH ₂ CH ₂ -
isopentyl (3-methylbutyl)	(CH ₃) ₂ CH(CH ₂) ₂ -	propylidene	CH ₃ CH ₂ CH=
isopentylidene (3-methylbutylidene)	(CH ₃) ₂ CHCH ₂ CH=	pyrryl (pyrrolyl)	C ₄ H ₄ N-
isopropenyl (1-methylethenyl)	CH ₂ =C(CH ₃)-	salicyloyl (2-hydroxybenzoyl)	2-HOC ₆ H ₄ CO-
isopropoxy (1-methylethoxy)	(CH ₃) ₂ CHO-	selenyl* (selanyl; hydroseleno)	HS ₂ -
isopropyl (1-methylethyl)	(CH ₃) ₂ CH-	seryl (from serine)	HOCH ₂ CH(NH ₂)CO-
isopropylidene (1-methylethylidene)	(CH ₃) ₂ C=	siloxyl	H ₃ SiO-
isothiocyanato (isothiocyano)	SCN-	silyl	H ₃ Si-
isovaleryl* (3-methyl-1-oxobutyl)	(CH ₃) ₂ CHCH ₂ CO-	silylene	H ₂ Si=
lactoyl (from lactic acid)	CH ₃ CH(OH)CO-	sorbonyl (from sorbic acid)	CH ₂ CH=CHCH=CHCO-
lauroyl (from lauric acid)	CH ₃ (CH ₂) ₁₀ CO-	stearoyl (from stearic acid)	CH ₃ (CH ₂) ₁₄ CO-
lauryl (dodecyl)	CH ₃ (CH ₂) ₁₁ -	stearyl (octadecyl)	CH ₃ (CH ₂) ₁₇ -
leucyl (from leucine)	(CH ₃) ₂ CHCH ₂ CH(NH ₂)CO-	styryl (2-phenylethenyl)	C ₆ H ₅ CH=CH-
levulinoyl (from levulinic acid)	CH ₃ CO(CH ₂) ₂ CO-	suberoyl (from suberic acid)	-OC(CH ₂) ₆ CO-
malonyl (from malonic acid)	-OCCH ₂ CO-	succinyl (from succinic acid)	-OCCH ₂ CH ₂ CO-
mandeloyl (from mandelic acid)	C ₆ H ₅ CH(OH)CO-	sulfamino (sulfoamino)	HOSO ₂ NH-
mercapto	HS-	sulfamoyl (sulfamyl)	H ₂ NSO ₂ -
mesityl	2,4,6-(CH ₃) ₃ C ₆ H ₂ -	sulfanilyl [(4-aminophenyl)sulfonyl]	4-H ₂ NC ₆ H ₄ SO ₂ -
methacryloyl (from methacrylic acid)	CH ₂ =C(CH ₃)CO-	sulfeno	HOS-
methallyl (2-methyl-2-propenyl)	CH ₂ =C(CH ₃)CH ₂ -	sulfhydryl (mercapto)	HS-
methionyl (from methionine)	CH ₃ SCH ₂ CH ₂ CH(NH ₂)CO-	sulfinyl	OS=
methoxy	CH ₃ O-	sulfo	HO ₂ S-
methyl	H ₃ C-	sulfonyl (sulfuryl)	-SO ₂ -
methylene	H ₂ C=	terephthaloyl	1,4-C ₆ H ₄ (CO) ₂
methylthio	CH ₃ S-	tetramethylene	-(CH ₂) ₄ -
myristoyl (from myristic acid)	CH ₃ (CH ₂) ₁₂ CO-	thienyl (from thiophene)	(C ₄ H ₃ S)-
myristyl (tetradecyl)	CH ₃ (CH ₂) ₁₃ -	thiocarbonyl (carbothionyl)	=CS
naphthyl	(C ₁₀ H ₇)-	thiocarboxy	HOSC-
naphthylene	-(C ₁₀ H ₆)-	thiocyanato (thiocyano)	NCS-
neopentyl (2,2-dimethylpropyl)	(CH ₃) ₃ CCH ₂ -	thionyl* (sulfinyl)	-SO-
nitramino (nitroamino)	O ₂ NNH-	threonyl (from threonine)	CH ₃ CH(OH)CH(NH ₂)CO-
nitro	O ₂ N-	toluidino [(methylphenyl)amino]	CH ₃ C ₆ H ₄ NH-
nitrosamino (nitrosoamino)	ONNH-	toluoyl (methylbenzoyl)	CH ₃ C ₆ H ₄ CO-
nitrosimino (nitrosoimino)	ONN=	tolyl (methylphenyl)	CH ₃ C ₆ H ₄ -
nitroso	ON-	α-tolyl (benzyl)	C ₆ H ₅ CH ₂ -
nonanoyl (from nonanoic acid)	CH ₃ (CH ₂) ₇ CO-	tolyene (methylphenylene)	-(CH ₂ C ₆ H ₃)-
oleoyl (from oleic acid)	CH ₃ (CH ₂) ₇ CH=CH(CH ₂) ₇ CO-	tosyl [(4-methylphenyl) sulfonyl]	4-CH ₃ C ₆ H ₄ SO ₂ -
oxalyl (from oxalic acid)	-OCCO-	triazano	H ₂ NNHNH-
oxo	O=	trimethylene (1,3-propanediyl)	-(CH ₂) ₃ -
palmitoyl (from palmitic acid)	CH ₃ (CH ₂) ₁₄ CO-	trityl (triphenylmethyl)	(C ₆ H ₅) ₃ C-
pentamethylene (1,5-pentanediy)	-(CH ₂) ₅ -	valeryl* (pentanoyl)	CH ₃ (CH ₂) ₃ CO-
pentyl	CH ₃ (CH ₂) ₄ -	valyl (from valine)	(CH ₃) ₂ CHCH(NH ₂)CO-
tert-pentyl	CH ₃ CH ₂ C(CH ₃) ₂ -	vinyl (ethenyl)	CH ₂ =CH-
phenacyl	C ₆ H ₅ COCH ₂ -	vinylidene (ethenylidene)	CH ₂ =C=
phenacylidene	C ₆ H ₅ COCH=	xylydino [(dimethylphenyl)amino]	(CH ₃) ₂ C ₆ H ₃ NH-
phenethyl (2-phenylethyl)	C ₆ H ₅ CH ₂ CH ₂ -	xylyl (dimethylphenyl)	(CH ₃) ₂ C ₆ H ₃ -
phenoxy	C ₆ H ₅ O-	xylylene [phenylenebis(methylene)]	-CH ₂ C ₆ H ₄ CH ₂ -
phenyl	C ₆ H ₅ -		

Organic Ring Compounds

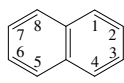




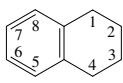
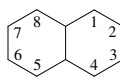
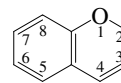
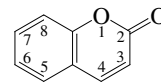
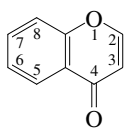
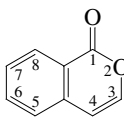
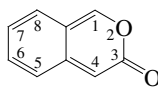
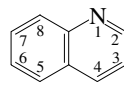
Benzoxazole



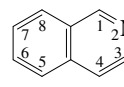
2,1-Benzisoxazole



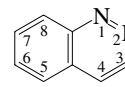
Naphthalene

1,2,3,4-Tetrahydronaphthalene
(Tetralin)Octahydronaphthalene
(Decalin)2H-1-Benzopyran
(2H-Chromene)2H-1-Benzopyran-2-one
(Coumarin)4H-1-Benzopyran-4-one
(Chromen-4-one)1H-2-Benzopyran-1-one
(Isocoumarin)3H-2-Benzopyran-1-one
(Isochromen-3-one)

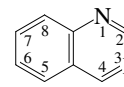
Quinoline



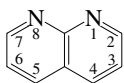
Isoquinoline



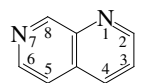
Cinnoline



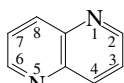
Quinazoline



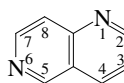
1,8-Naphthyridine



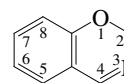
1,7-Naphthyridine



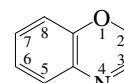
1,5-Naphthyridine



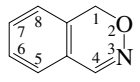
1,6-Naphthyridine



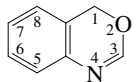
2H-1,3-Benzoxazine



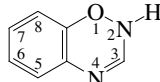
2H-1,4-Benzoxazine



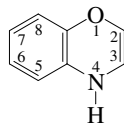
1H-2,3-Benzoxazine



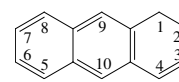
4H-3,1-Benzoxazine



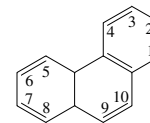
2H-1,2-Benzoxazine



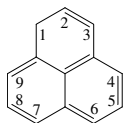
4H-1,4-Benzoxazine



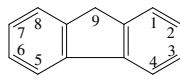
Anthracene



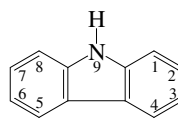
Phenanthrene



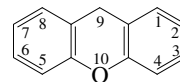
Phenalene



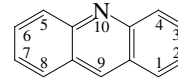
Fluorene



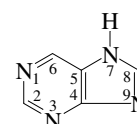
Carbazole



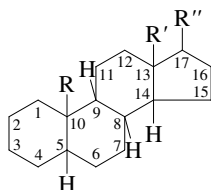
Xanthene



Acridine

Norpinane
(Bicyclo[3.1.1]heptane)

7H-Purine



Steroid ring system

R = Nearly always methyl
 R' = Usually methyl
 R'' = Various groups

SCIENTIFIC ABBREVIATIONS AND SYMBOLS

This table lists some abbreviations, acronyms, and symbols encountered in the physical sciences. Most entries in italic type are symbols for physical quantities; for more details on these, see the table "Symbols and Terminology for Physical and Chemical Quantities" in this section. Additional information on units may be found in the table "International System of Units" in Section 1. Many of the terms to which these abbreviations refer are included in the tables "Definitions of Scientific Terms" in Section 2 and "Techniques for Materials Characterization" in Section 12. Useful references for further information are given below.

Publication practices vary with regard to the use of capital or lower case letters for many abbreviations. An effort has been made to follow the most common practices in this table, but much variation is found in the literature. Likewise, policies on the use of periods in an abbreviation vary considerably. Periods are generally omitted in this table unless they are necessary for clarity. Periods should never appear in SI units. The SI prefixes (m, k, M, etc.) are included here, but they should never be used alone. Selected combinations of these prefixes with SI units (e.g., mg, kV, MW) are also included.

A	ampere; adenine (in genetic code)
Å	ångström
A	absorbance; area; Helmholtz energy; mass number
A_H	Hall coefficient
A_r	atomic weight (relative atomic mass)
a	atto (SI prefix for 10^{-18})
a	absorption coefficient; acceleration; activity; van der Waals constant
a_0	Bohr radius
A/D	analog to digital
AAA	acetoacetanilide
AAO	acetaldehyde oxime
AAS	atomic absorption spectroscopy
ABA	abscisic acid
Abe	abequose
ABL	α -acetylbutyrolactone
abs	absolute
Ac	acetyl; acetate
ac, AC	alternating current
Aces	2-[(2-amino-2-oxoethyl)amino]ethanesulfonic acid
ACT	activated complex theory
ACTH	adrenocorticotrophic hormone
Ad	adamantyl
Ada	[(carbamoylethyl)imino]diacetic acid
Ade	adenine
Ado	adenosine
ADP	adenosine diphosphate
ads	adsorption
ae	eon (10^9 years)
AEP	1-(2-aminoethyl)piperazine
AES	atomic emission spectroscopy; Auger electron spectroscopy
AF	audio frequency
AFM	atomic force microscopy
AI	artificial intelligence
AIBN	2,2'-azobis[isobutyronitrile]

Abbreviations are listed in alphabetical order without regard to case. Entries beginning with Greek letters fall at the end of the table.

References

1. Mills, Ian, Ed., *Quantities, Units, and Symbols in Physical Chemistry*, Blackwell Scientific Publications, Oxford, 1993.
2. Kotyk, A., *Quantities, Symbols, Units, and Abbreviations in the Life Sciences*, Humana Press, Totawa, NJ, 1999.
3. Rhodes, P. H., *The Organic Chemist's Desk Reference*, Chapman & Hall, London, 1995.
4. Minkin, V., Glossary of Terms used in Theoretical Organic Chemistry, *Pure Appl. Chem.* 71, 1919-1981, 1999.
5. Brown, R. D., Ed., Acronyms Used in Theoretical Chemistry, *Pure Appl. Chem.* 68, 387-456, 1996.
6. *Quantities and Units, ISO Standards Handbook, Third Edition*, International Organization for Standardization, Geneva, 1993.
7. Cohen, E. R., and Giacomo, P., Symbols, Units, Nomenclature, and Fundamental Constants in Physics, *Physica* 146A, 1-68, 1987.
8. *Chemical Acronyms Database*, Indiana University, <www.oscar.chem.indiana.edu/cfdocs/libchem/acronyms/acronymsearch.html>.
9. *Acronyms and Symbols*, <www3.interscience.wiley.com/stasa/>.

AICA	5-amino-1H-imidazole-4-carboxamide
AIM	atoms in molecules (method)
AIP	aluminum isopropoxide
Al	Alfén number
Ala	alanine
alc	alcohol
ALE	atomic layer epitaxy
aliph.	aliphatic
alk.	alkaline
All	allose
Alt	altrose
AM	amplitude modulation
Am	Amyl
am	amorphous solid
AMP	adenosine monophosphate
AMPD	2-amino-2-methyl-1,3-propanediol
AMTCS	amyltrichlorosilane [trichloropentylsilane]
amu	atomic mass unit (recommended symbol is u)
AN	acetonitrile
anh, anhyd	anhydrous
ANOVA	analysis of variance
antilog	antilogarithm
ANTU	1-naphthalenylthiourea
AO	atomic orbital
AOM	angular overlap model
APAD	3-acetylpyridine adenine dinucleotide
Api	apiose
APM	atomic probe microanalysis
APS	appearance potential spectroscopy; adenosine phosphosulfate
APW	augmented plane wave
aq	aqueous
Ar	aryl
Ara	arabinose
Ara-ol	arabinitol
Arg	arginine

ARPES	angular resolved photoelectron spectroscopy	BPB	bromophenol blue
ASC	4-(acetylamino)benzenesulfonyl chloride	BPG	2,3-bis(phospho)- <i>D</i> -glycerate
ASCI	American National Standard Code for Information Interchange	bpy	2,2'-bipyridine
ASE	aromatic stabilization model	Bq	becquerel
Asn	asparagine	Br	butyryl
Asp	aspartic acid	BRE	bond resonance energy
at	atomization	BrUrd	5-bromouridine
ATEE	<i>N</i> -acetyl- <i>L</i> -tyrosine ethyl ester	BSSE	basis set superposition error
ATLC	adsorption thin layer chromatography	BTMSA	1,2-bis(trimethylsilyl)acetylene
atm	standard atmosphere	Btu	British thermal unit
ATP	adenosine triphosphate	BTX	benzene, toluene, and xylene
ATR	attenuated total internal reflection	Bu	butyl
at.wt.	atomic weight	bu	bushel
AU	astronomical unit (ua is also used)	Bz	benzoyl
av	average	Bzl	benzyl
avdp	avoirdupois	C	coulomb; cytosine (in genetic code)
B	bel	°C	degree Celsius
<i>B</i>	magnetic flux density; second virial coefficient; susceptance	<i>C</i>	capacitance; heat capacity; number concentration
b	barn	<i>c</i>	centi (SI prefix for 10 ⁻²); combustion reaction
<i>b</i>	van der Waals constant; molality	<i>c</i>	amount concentration; specific heat; velocity
BA	benzyladenine	<i>c</i> ₀	speed of light in vacuum
BAL	British anti-Lewisite [2,3-dimercapto-1-propanol]	ca.	approximately
BAP, BaP	benzo[<i>a</i>]pyrene	cal	calorie
bar	bar (pressure unit)	calc	calculated
bbl	barrel	cAMP	adenosine cyclic 3',5'-(hydrogen phosphate)
BBP	benzyl butyl phthalate	CAN	ceric ammonium nitrate
BCB	bromocresol blue	CARS	coherent anti-Stokes Raman spectroscopy
bcc	body centered cubic	CAS	complete active space
BCG	bromocresol green	CASRN	Chemical Abstracts Service Registry Number
BCNU	<i>N,N'</i> -bis(2-chloroethyl)- <i>N</i> -nitrosourea	CAT	computerized axial tomography; clear air turbulence
BCP	bromocresol purple	CBE	chemical beam epitaxy
BCPB	bromochlorophenol blue	CBS	complete basis set (of orbitals)
BCS	Bardeen-Cooper-Schrieffer (theory)	CC	coupled cluster
BDE	bond dissociation energy	cc	cubic centimeter (mL)
BDEA	butyldiethanolamine	CCD	charge-coupled device
BDMA	benzyl dimethylamine	CD	circular dichroism
Bé	Baumé	cd	candela; condensed (phase)
BEBO	bond energy bond order (method)	CDNO	complete neglect of differential overlap
BEI	biological exposure index	CDP	cytidine 5'-diphosphate
Bes	2-[bis(2-hydroxyethyl)amino]ethanesulfonic acid	CDT	1,5,9-cyclododecatriene
BET	Brunauer-Emmett-Teller (isotherm)	CDTA	(1,2-cyclohexylenedinitrilo)tetraacetic acid monohydrate
BeV	billion electronvolt (GeV)	CDW	charge density waves
BGE	butyl glycidyl ether	CEP	counter electrophoresis
BHA	<i>tert</i> -butyl-4-hydroxyanisole	CEPA	coupled electron-pair approximation
BHC	benzene hexachloride [hexachlorobenzene]	cf.	compare
Bhn	Brinell hardness number	cfm	cubic feet per minute
BHT	butylated hydroxytoluene [2,6-di- <i>tert</i> -butyl-4-methylphenol]	cgs	centimeter-gram-second system
Bi	biot	Chaps	3-[3-(cholamidopropyl)dimethylammonio]-1-propanesulfonic acid
Bicine	<i>N,N</i> -bis(2-hydroxyethyl)glycine	Ches	2-(<i>N</i> -cyclohexylamino)ethanesulfonic acid
Bistris	2-[bis(2-hydroxyethyl)amino]-2-(hydroxymethyl)propane-1,3-diol	CHF	coupled Hartree-Fock (method)
Bistris-propane	1,3-bis[tris(hydroxymethyl)methylamino]propane	Chl	chlorophyll
BLO	γ-butyrolactone	Cho	choline
BN	bond number; benzonitrile	CHT	1,3,5-cycloheptatriene
BNS	nuclear backscattering spectroscopy	Ci	curie
BO	Born-Oppenheimer (approximation); bond order	CI	configuration interaction; chemical ionization, color index
BOD	biochemical oxygen demand	CIDEP	chemically induced dynamic electron polarization
BON	β-hydroxynaphthoic acid	CIDNP	chemically induced dynamic nuclear polarization
bp	boiling point	CIE	countercurrent immunoelectrophoresis
		cir	circular
		CKFF	Cotton-Kraihanzel force field

CL	cathode luminescence (spectroscopy)	DACH	<i>trans</i> -1,2-diaminocyclohexane
cm	centimeter	DAP	diammonium phosphate
c.m.	center of mass	dB	decibel
c.m.c.	critical micelle concentration	DBA	dibenz[a,h]anthracene
CMO	canonical molecular orbital	DBCP	1,2-dibromo-3-chloropropane
CMP	cytidine 5'-monophosphate	DBMS	database management system
CN	coordination number	DBP	dibutyl phthalate
CNDO	complete neglect of differential overlap	DBPC	2,6-di- <i>tert</i> -butyl- <i>p</i> -cresol
<i>Co</i>	Cowling number	dc, DC	direct current
COD	chemical oxygen demand; 1,4-cyclooctadiene	DCB	dicyanobenzene
conc	concentrated; concentration	DCEE	dichloroethyl ether
const	constant	DCHA	dicyclohexylamine
COOP	crystal orbital overlap population	DCM	dichloromethane
cos	cosine	DCPD	dicyclopentadiene
cosh	hyperbolic cosine	DE	delocalization energy
COSY	correlation spectroscopy	Dec	decyl
COT	1,3,5,7-cyclooctatetraene	dec	decomposes
cot	cotangent	DEET	diethyltoluamide [<i>N,N</i> -diethyl-3-methylbenzamide]
coth	hyperbolic cotangent	deg	degree
CP	chemically pure	den	density
Cp	cyclopentadienyl	det	determinant
cP	centipoise	dev	deviation
cp	candle power	DFT	density functional theory
CPA	coherent potential approximation	dGlc	2-deoxyglucose
CPC	centrifugal partition chromatography	DHU	dihydrouridine
cpd	contact potential difference	diam	diameter
CPR	chlorophenol red	dil	dilute; dilution
cps	cycles per second	DIM	diatomics in molecules (method); digital imaging microscopy
CPT	charge conjugation/space inversion/time inversion (theorem)	dm	decimeter
CPU	central processing unit	DMA	<i>N,N</i> -dimethylaniline
cr, cryst	crystalline (phase)	DMAC	<i>N,N</i> -dimethylacetamide
CRU	constitutional repeating unit (in polymer nomenclature)	DMF	<i>N,N</i> -dimethylformamide
CSA	camphorsulfonic acid	DMP	dimethyl phthalate
csc	cosecant	DMS	dimethyl sulfide
CT	charge transfer	DMSO	dimethyl sulfoxide
ct	carat	DMT	dimethyl terephthalate; dimethyl tartrate
CTEM	conventional transmission electron microscopy	DNA	deoxyribonucleic acid
CTP	cytidine 5'-triphosphate	DNase	deoxyribonuclease
CTR	controlled thermonuclear reaction	DNMR	dynamic NMR spectroscopy
cu	cubic	DNP	dinitropyrene
CV	cyclic voltammetry	Dod	dodecyl
CVD	chemical vapor deposition	DOP	dioctyl phthalate
cw	continuous wave	DOS	density of states; digital operating system
cwt	hundredweight (112 pounds)	doz	dozen
Cy	cyclohexyl	d.p.	degree of polymerization
Cyd	cytidine	dpl	displacement
cyl	cylinder	dpm	disintegrations per minute
Cys	cysteine	dps	disintegrations per second
Cyt	cytosine	dr	dram
D	debye unit	DRE	Dewar resonance energy
<i>D</i>	diffusion coefficient; dissociation energy; electric displacement	dRib	2-deoxyribose
d	day; deuterium; deci (SI prefix for 10 ⁻¹)	DRIFT	diffuse reflectance infrared Fourier transform
<i>d</i>	distance; density; dextrorotatory	DRP	dynamic reaction path
2,4-D	2,4-dichlorophenoxyacetic acid	DRS	diffuse reflectance spectroscopy
D/A	digital to analog	DSC	differential scanning calorimetry
Da	dalton	DTA	differential thermal analysis
DA	donor-acceptor (complex)	DTBP	di- <i>tert</i> -butyl peroxide
da	deka (SI prefix for 10 ¹)	DVB	divinylbenzene
DAA	diacetone alcohol	dyn	dyne
DAB	4-(dimethylamino)azobenzene	DZ	double-zeta (type of basis set)
		E	exa (SI prefix for 10 ¹⁸)

<i>E</i>	electric field strength; electromotive force; energy; modulus of elasticity; entgegen (<i>trans</i> configuration)	FEL	free electron laser
E_h	Hartree energy	FEM	field emission microscopy
<i>e</i>	electron; base of natural logarithms	FEMO	free electron molecular orbital
<i>e</i>	elementary charge; linear strain	FET	field effect transistor
EA	electron affinity	fid	free induction decay
EAN	effective atomic number	FIM	field ion microscopy
ECP	effective core potential	FIR	far infrared
ECR	electron cyclotron resonance	fl	fluid (phase)
ED	electron diffraction	FM	frequency modulation
EDAX	energy dispersive analysis by x-rays	<i>Fo</i>	Fourier number
EDB	ethylene dibromide [1,2-dibromoethane]	fp	freezing point
EDC	ethylene dichloride [1,2-dichloroethane]	fpm	feet per minute
EDS	energy-dispersive x-ray spectroscopy	fps	feet per second; foot-pound-second system
EDTA	ethylenediaminetetraacetic acid	Fr	franklin
EELS	electron energy loss spectroscopy	<i>Fr</i>	Froude number
EFF	empirical force field	Fru	fructose
EFFF	energy factored force field	FSGO	floating spherical gaussian orbitals
EHMO,	extended Hückel molecular orbital (theory)	FT	Fourier transform
EHT		ft	foot
EIS	electron impact spectroscopy; electrochemical impedance spectroscopy	ft-lb	foot pound
ELS	energy loss spectroscopy	FTIR	Fourier transform infrared spectroscopy
EM	extended molarity; electron microscopy	FTMS	Fourier transform mass spectrometry
emf	electromotive force	FTNMR	Fourier transform nuclear magnetic resonance
EMPA,	electron probe microanalysis	fus	fusion (melting)
EMA		FVP	flash vacuum pyrolysis
emu	electromagnetic unit system	G	gauss; guanine (in genetic code); giga (SI prefix for 10 ⁹)
en	ethylenediamine	<i>G</i>	electrical conductance; Gibbs energy; gravitational constant; sheer modulus
ENDOR	electron-nuclear double resonance	g	gram; gas (phase)
EOS	equation of state	<i>g</i>	acceleration due to gravity; degeneracy; Landé g-factor; statistical weight
EPR	electron paramagnetic resonance	GABA	γ-aminobutyric acid
EPTC	dipropylcarbamothioic acid, <i>S</i> -ethyl ester	Gal	gal; galactose
eq, eqn	equation	gal	gallon
<i>eqQ</i>	quadrupole coupling constant	GalN	galactosamine
erf	error function	GC	gas chromatography
erg	erg (energy unit)	GC-MS	gas chromatography-mass spectroscopy
ESCA	electron spectroscopy for chemical analysis	GDMS	glow discharge mass spectroscopy
ESD	electron stimulated desorption	GDP	guanosine 5'-diphosphate
e.s.d.	estimated standard deviation	<i>gem</i>	geminal (on the same carbon atom)
ESR	electron spin resonance	GeV	gigaelectronvolt
est	estimated	GIAO	gauge invariant atomic orbital
esu	electrostatic unit system	gl	glacial
ET	ephemeris time; electron transfer	GLC	gas-liquid chromatography
Et	ethyl	Glc	glucose
Etn	ethanolamine	GlcA	gluconic acid
ETS	electron tunneling spectroscopy	GlcN	glucosamine
<i>Eu</i>	Euler number	GlcNAc	<i>N</i> -acetylglucosamine
e.u.	entropy unit	GlcU	glucuronic acid
eV	electronvolt	Gln	glutamine
EXAFS	extended x-ray absorption fine structure (spectroscopy)	Glu	glutamic acid
EXELFS	extended energy loss fine structure	Gly	glycine
exp	exponential function	GMP	guanosine 5'-monophosphate
expt	experimental	GMT	Greenwich mean time
ext	external	gpm	gallons per minute
F	farad	gps	gallon per second
°F	degree Fahrenheit	<i>Gr</i>	Grashof number
<i>F</i>	Faraday constant; force; angular momentum	gr	grain
f	formation reaction; femto (SI prefix for 10 ⁻¹⁵)	Gra	glyceraldehyde
<i>f</i>	activity coefficient; aperture ratio; focal length; force constant; frequency; fugacity	Gri	glyceric acid
FAD	flavine adenine dinucleotide	Grn	glycerone [dihydroxyacetone]
fcc	face centered cubic	Gro	glycerol
		GTO	gaussian-type orbital

GTP	guanosine 5'-triphosphate	ID	inside diameter
Gua	guanine	id	ideal (solution)
Gul	gulose	Ido	iodose
Guo	guanosine	IdoA	iduronic acid
GUT	grand unified theory	IDP	inosine 5'-diphosphate
GVB	generalized valence bond (method)	IE	ionization energy
GWS	Glashow-Weinberg-Salam (theory)	i.e.p.	isoelectric point
Gy	gray; gigayear	IEPA	independent electron pair approximation
H	henry	IF	intermediate frequency
<i>H</i>	enthalpy; Hamiltonian function; magnetic field	IGLO	individual gauge for localized orbitals
H_0	Hubble constant	Ile	isoleucine
h	helion; hour; hecto (SI prefix for 10 ²)	Im	imaginary part
<i>h</i>	Planck constant	IMFP	inelastic mean free path (of electrons)
<i>Ha</i>	Hartmann number	imm	immersion
ha	hectare	IMP	inosine 5'-monophosphate
HAM	hydrogenic atoms in molecules	IMPATT	impact ionization avalanche transit time
hav	haversine	in.	inch
Hb	hemoglobin	INDO	immediate neglect of differential overlap
HCA	heterocyclic amine	Ino	inosine
hcp	hexagonal closed packed	INS	inelastic neutron scattering; ion neutralization spectroscopy
HDL	high-density lipoprotein	Ins	<i>myo</i> -inositol
HEIS	high-energy ion scattering	int	internal
HEP	high energy physics	IP	ionization potential
Hepes	4-(2-hydroxyethyl)-1-piperazineethanesulfonic acid	IPA	isopropyl alcohol
Hepps	4-(2-hydroxyethyl)-1-piperazinepropanesulfonic acid	IPMA	ion probe microanalysis
HF	high frequency; Hartree-Fock (method)	IPN	interpenetrating polymer network
HFA	hexafluoroacetone	IPR	isotope perturbation of resonance
HFO	Hartree-Fock orbital	IPTS	International Practical Temperature Scale
hfs	hyperfine structure	IQ	2-amino-3-methyl-3 <i>H</i> -imidazo(4,5- <i>f</i>)quinoline
His	histidine	IR	infrared
HMO	Hückel molecular orbital	IRAS	infrared reflection-absorption spectroscopy
HMX	cyclotetramethylenetetranitramine	IRC	intrinsic reaction coordinate
HN1	2-chloro- <i>N</i> -(2-chloroethyl)- <i>N</i> -ethylethanamine	IRS	infrared spectroscopy
HOAc	acetic acid	isc	intersystem crossing
HOC	halogenated organic compound(s)	ISE	ion-selective electrode; isodesmic stabilization energy
HOMAS	harmonic oscillator model of aromatic stabilization	ISS	ion scattering spectroscopy
HOMO	highest occupied molecular orbital	ITP	inosine 5'-triphosphate
HOSE	harmonic oscillator stabilization energy	ITS	International Temperature Scale (1990)
Hp	heptyl	IU	international unit
hp	horsepower	J	joule
HPLC	high-performance liquid chromatography	<i>J</i>	angular momentum; electric current density; flux; Massieu function
HQ	<i>p</i> -hydroquinone	<i>j</i>	angular momentum; electric current density
hr	hour	JT	Jahn-Teller (effect)
HRE	Hückel resonance energy	K	kelvin
HREELS	high resolution electron energy loss spectroscopy	<i>K</i>	absorption coefficient; bulk modulus; equilibrium constant; kinetic energy
HREM	high resolution electron microscopy	k	kilo (SI prefix for 10 ³)
HSAB	hard-soft acid-base (theory)	<i>k</i>	absorption index; Boltzmann constant; rate constant; thermal conductivity; wave vector
HSE	homodesmotic stabilization energy	kat	katal (unit of catalytic activity)
Hx	hexyl	kb	kilobar; kilobases (DNA or RNA)
Hyp	hypoxanthine	kcal	kilocalorie
Hz	hertz	KE	kinetic energy
I	inositol	keV	kiloelectronvolt
<i>I</i>	electric current; ionic strength; moment of inertia; nuclear spin angular momentum; radiant intensity	kg	kilogram
<i>i</i>	square root of minus one	kgf	kilogram force
<i>i</i>	electric current	KIE	kinetic isotope effect
I/O	input/output	kj	kilojoule
IAT	international atomic time	km	kilometer
IC	integrated circuit	<i>Kn</i>	Knudsen number
ICD	induced circular dichroism	kPa	kilopascal
ICP	inductive-coupled plasma		
ICR	ion cyclotron resonance		

kt	karat	<i>m</i>	magnetic dipole moment; mass; molality; angular momentum component; <i>meta</i> (locant on aromatic ring)
kV	kilovolt	<i>Ma</i>	Mach number
kva	kilovolt ampere	MA	maleic anhydride
kW	kilowatt	Mal	maltose
kwh	kilowatt hour	Man	mannose
L	liter; lambert	MASNMR	magic angle spinning nuclear magnetic resonance
<i>L</i>	Avogadro constant; inductance; Lagrange function; angular momentum	max	maximum
l	liter; liquid (phase)	Mb	myoglobin
<i>l</i>	angular momentum; length; mean free path; levorotatory	MBE	molecular beam epitaxy
Lac	lactose	MBER	molecular beam electron resonance
LAH	lithium aluminum hydride	MBPT	many body perturbation theory
lat.	latitude	MC	Monte Carlo (method)
lb	pound	MCAA	monochloroacetic acid
lbf	pound force	MCD	magnetic circular dichroism
LC	liquid chromatography	MCPA	(4-chloro-2-methylphenoxy)acetic acid
lc	liquid crystal (phase)	MCPF	modified coupled pair functional
LCAO	linear combination of atomic orbitals	MCSCF	multiconfigurational self-consistent field (approximation)
LD	lethal dose	MD	molecular dynamics (method)
LDA	local density approximation; lithium diisopropylamide	Me	methyl
LDL	low-density lipoprotein	MeCCNU	1-(2-chloroethyl)-3-(4-methylcyclohexyl)-1-nitrosourea
LDV	laser-Doppler velocimetry	MeIQ	2-amino-3,4-dimethylimidazo[4,5-f]quinoline
<i>Le</i>	Lewis function	MeIQx	2-amino-3,8-dimethylimidazo[4,5-f]quinoxaline
LE	localization energy	MEK	methyl ethyl ketone
LEC	liquid exchange chromatography	MEP	molecular electrostatic potential
LED	light emitting diode	MERP	minimum energy reaction path
LEED	low-energy electron diffraction	Mes	4-morpholineethanesulfonic acid
LEIS	low-energy ion scattering	MESFET	metal-semiconductor field-effect transistor
Leu	leucine	Met	methionine
LFER	linear free energy relationships	MeV	megaelectronvolt
LFL	lower flammable limit	meV	millielectronvolt
lim	limit	MF	molecular formula
LIMS	laser ionization mass spectroscopy; laboratory information management system	mg	milligram
liq	liquid	MHD	magnetohydrodynamics
LLCT	ligand to ligand charge transfer	mi	mile
lm	lumen	min	minimum; minute
LMCT	ligand to metal charge transfer	MINDO	modified INDO (method)
LMO	localized molecular orbital	MIPK	methyl isopropyl ketone
LMR	laser magnetic resonance	MIR	mid infrared
ln	logarithm (natural)	misc	miscible
LNDO	local neglect of differential overlap	MKS	meter-kilogram-second system
log	logarithm (common)	MKSA	meter-kilogram-second-ampere system
LOMO	lowest occupied molecular orbital	mL, ml	milliliter
long.	longitude	MM	molecular mechanics
LSFE	linear field stabilization energy	mm	millimeter
LST	local sidereal time	MMDR	microwave-microwave double resonance
LT	local time	mmf	magnetomotive force
LTE	local thermodynamic equilibrium	mmHg	millimeter of mercury
LUMO	lowest unoccupied molecular orbital	MNDO	modified neglect of diatomic overlap
lx	lux	MO	molecular orbital; methyl orange
ly	langley	MODR	microwave-optical double resonance
l.y.	light year	mol	mole
Lys	lysine	mol.wt.	molecular weight
Lyx	lyxose	mon	monomeric form
M	molar (as in 0.1 M solution); mega (SI prefix for 10 ⁶)	Mops	4-morpholinepropanesulfonic acid
<i>M</i>	magnetization; molar mass; mutual inductance; torque; angular momentum component; median	MOS	metal-oxide semiconductor
<i>M_r</i>	molecular weight (relative molar mass)	MOSFET	metal-oxide semiconductor field-effect transistor
m	meter; molal (as in 0.1 m solution); metastable (isotope); milli (SI prefix for 10 ⁻³)	mp	melting point
		MPa	megapascal
		MPA	Mulliken population analysis

Mpc	megaparsec	OFGF	outer valence Green's function (method)
MPTP	1,2,3,6-tetrahydro-1-methyl-4-phenylpyridine	ORD	optical rotatory dispersion
MR	methyl red	Oro	orotate; orotidine
MRD	multireference double substitution (method)	oz	ounce
MRI	magnetic resonance imaging	P	poise; peta (SI prefix for 10 ¹⁵)
mRNA	messenger RNA	<i>P</i>	power; pressure; probability; sound energy flux
MS	mass spectroscopy	<i>p</i>	proton; pico (SI prefix for 10 ⁻¹²)
ms	millisecond	<i>p</i>	dielectric polarization; electric dipole moment; momentum; pressure; bond order; <i>para</i> (as aromatic ring locant)
MSA	methanesulfonic acid	Pa	pascal
MSDS	Material Safety Data Sheet	PA	proton affinity
MSL	mean sea level	PABA	<i>p</i> -aminobenzoic acid
MTBE	methyl <i>tert</i> -butyl ether	PAH	polycyclic aromatic hydrocarbon(s)
Mur	muramic acid	PAM	polyacrylamide
mV	millivolt	PAN	1-(2-pyridylazo)-2-naphthol; polyacrylonitrile
MVK	methyl vinyl ketone	PAR	4-(2'-pyridylazo)resorcinol
MW	megawatt; microwave; molecular weight	PAS	photoacoustic spectroscopy
mW	milliwatt	PBA	poly(butyl acrylate)
Mx	maxwell	PBB	polybrominated biphenyl
N	newton	PBD	poly(1,3-butadiene)
<i>N</i>	angular momentum; neutron number; number density	PBMA	poly(butyl methacrylate)
<i>N_A</i>	Avogadro constant	PBT	poly(butylene terephthalate)
<i>n</i>	neutron; nano (SI prefix for 10 ⁻⁹)	PC	paper chromatography
<i>n</i>	amount of substance; number density; principal quantum number; refractive index; normal (in chemical formulas)	pc	parsec
NAA	nuclear activation analysis	PCM	polarizable continuum model
NAAD	nicotinic acid adenine dinucleotide	PCR	polymerase chain reaction
NAD	nicotinamide adenine dinucleotide	PD	potential difference
NADH	reduced NAD	pdl	poundal
NADP	NAD phosphate	PDMS	poly(dimethylsiloxane)
NANA	<i>N</i> -acetylneuraminic acid	Pe	pentyl
NAO	natural atomic orbital	<i>Pe</i>	Péclet number
NBO	natural bond orbital	pe	probable error
nbp	normal boiling point	PEA	poly(ethyl acrylate)
NEDOR	nuclear electron double resonance	PEG	poly(ethylene glycol)
Neu	neuraminic acid	PEL	permissible exposure limit
NEXAFS	near-edge x-ray absorption fine structure	PES	photoelectron spectroscopy; potential energy surface
ng	nanogram	PET	positron emission tomography; poly(ethylene terephthalate)
NHO	natural hybrid orbital	peth	petroleum ether
NICS	nuclear independent chemical shift	pf	power factor
NIR	near infrared; ribosylnicotinamide	PFOA	perfluorooctanoic acid
nm	nanometer	pg	picogram
NMN	β-nicotinamide mononucleotide	Ph	phenyl
NMR	nuclear magnetic resonance	pH	negative log of hydrogen ion concentration
Nn	nonyl	Phe	phenylalanine
NNDO	neglect of nonbonded differential overlap	PhIP	2-amino-1-methyl-6-phenylimidazo[4,5-b]pyridine
NO	natural orbital	pl	isoelectric point
NOE	nuclear Overhauser effect	PIB	polyisobutylene
NOx	nitrogen oxides	Pipes	1,4-piperazinediethanesulfonic acid
NP	nitropyrene	PIV	particle-image velocimetry
NPA	natural population analysis	PIXE	particle induced x-ray emission
NQR	nuclear quadrupole resonance	p <i>K</i>	negative log of ionization constant
NRA	nuclear reaction analysis	PLM	principle of least motion
ns	nanosecond	pm	picometer
NSE	neutron spin echo	PMA	poly(methyl acrylate)
NTP	normal temperature and pressure	PMMA	poly(methyl methacrylate)
Nu	nucleophile	PMO	perturbation MO (theory)
<i>Nu</i>	Nusselt number	PNDO	partial neglect of differential overlap
<i>o</i>	<i>ortho</i> (locant on aromatic ring)	PNO	pair natural orbitals
obs, obsd	observed	PNRA	prompt nuclear reaction analysis
Oc	octyl	POAV	π-orbital axis vector
OD	optical density; outside diameter	pol	polymeric form
Oe	oersted		

POx	phosphorus oxides	Rha	rhamnose
ppb	parts per billion	RHEED	reflection high-energy electron diffraction
ppm	parts per million	RHF	restricted Hartree-Fock (theory)
PPO	poly(phenylene oxide)	RIA	radioimmunoassay
PPP	Pariser-Parr-Pople (method)	Rib	ribose
ppt	parts per thousand; precipitate	Ribulo	ribulose
Pr	propyl	rms	root-mean-square
<i>Pr</i>	Prandtl number	RNA	ribonucleic acid
PRDDO	partial retention of diatomic differential overlap	RNase	ribonuclease
Pro	proline	ROHF	restricted open shell Hartree-Fock
PS	photoelectron spectroscopy	ROM	read only memory
ps	picosecond	RPA	random phase approximation
PSD	photon stimulated desorption	RPH	reaction path Hamiltonian
psi	pounds per square inch	RPLC	reversed-phase liquid chromatography
psia	pounds per square inch absolute	rpm	revolutions per minute
psig	pounds per square inch gage	rps	revolutions per second
PT	perturbation theory	RRK	Rice-Ramsperger-Kassel (theory)
pt	pint	RRKM	Rice-Ramsperger-Kassel-Marcus (theory)
PTMS	propyltrimethoxysilane	rRNA	ribosomal RNA
Pu	purine	RRS	resonance Raman spectroscopy
PVA	poly(vinyl alcohol)	RS	Raman spectroscopy
PVAc	poly(vinyl acetate)	Ry	rydberg
PVC	poly(vinyl chloride)	S	siemens
PVDF	poly(vinylidene fluoride)	<i>S</i>	area; entropy; probability current density; Poynting vector; symmetry coordinate; spin angular momentum
PVME	poly(methyl vinyl ether)	<i>s</i>	second; solid (phase)
PVT	pressure-volume-temperature	<i>s</i>	path length; spin angular momentum; symmetry number; sedimentation coefficient; solubility; symmetrical (as stereochemical descriptor)
Py	pyrimidine	SALC	symmetry adapted linear combinations
Q	electric charge; heat; partition function; quadrupole moment; radiant energy; vibrational normal coordinate	SALI	surface analysis by laser ionization
<i>q</i>	electric field gradient; flow rate; heat; wave vector (phonons)	SAM	scanning Auger microscopy
QCD	quantum chromodynamics	SAMS	self-assembled monolayers
QCI	quadratic configuration interaction	SANS	small angle neutron scattering
QED	quantum electrodynamics	Sar	sarcosine
Q.E.D.	quod erat demonstrandum (which was to be proved)	sat, satd	saturated
QMRE	quantum mechanical resonance energy	SAXS	small angle x-ray scattering
QSAR	quantitative structure-activity relations	Sc	Schmidt number
QSO	quasi-stellar object	SC	spin-coupled (method)
qt	quart	SCD	state correlation diagram
quad	quadrillion BTU (=1.055•10 ¹⁸ joules)	SCE	saturated calomel electrode
Qui	quinovose	SCF	self-consistent field (method)
q.v.	quod vide (which you should see)	SCR	silicon-controlled rectifier
R	roentgen; alkyl radical (in chemical formulas)	SCRf	self-consistent reaction field (method)
°R	degree Rankine	sd	standard deviation
<i>R</i>	electrical resistance; gas constant; molar refraction; Rydberg constant; coefficient of multiple correlation	SDW	spin density wave
<i>r</i>	reaction (as in $\Delta_r H$)	SE	strain energy
<i>r</i>	position vector; radius	sec	secant; second
RA	right ascension	<i>sec</i>	secondary (in chemical name)
rad	radian	SECSY	spin-echo correlated spectroscopy
RAIRS	reflection-absorption infrared spectroscopy	Sed	sedoheptulose
RAM	random access memory	SEELFS	surface extended energy loss fine structure
RBS	Rutherford back scattering	SEM	scanning electron microscopy; standard error of the mean
Rbu, Rul	ribulose	sepn	separation
RCI	ring current index	Ser	serine
RDA	rubidium dihydrogen arsenate	SERS	surface-enhanced Raman spectroscopy
Re	real part	SET	single electron transfer
RE	resonance energy	SEXAF	surface extended x-ray absorption fine structure
RED	radial electron distribution	SFC	supercritical fluid chromatography
REM	reflection electron microscopy	<i>Sh</i>	Sherwood number
rem	roentgen equivalent man	Shy	thiohypoxanthine
REPE	resonance energy per electron	SI	International System of Units
RF	radiofrequency		

SILAR	successive ionic layer adsorption and reaction	Tes	2-[[2-hydroxy-1,1-bis(hydroxymethyl)ethyl]amino]-1-propanesulfonic acid
SIMS	secondary-ion spectroscopy	TFD	Thomas-Fermi-Dirac (method)
sin	sine	TGA	thermogravimetric analysis
sinh	hyperbolic sine	Thd	ribosylthymine
SIPN	semi-interpenetrating polymer network	theor	theoretical
SLAM	scanning laser acoustic microscopy	thf, THF	tetrahydrofuran
SMO	semiempirical molecular orbital	Thr	threonine
SMOW	Standard Mean Ocean Water	Thy	thymine
SNMS	sputtered neutral mass spectroscopy	TL	thermoluminescence
Sno	thiouridine	TLC	thin-layer chromatography
SNU	solar neutrino unit	TLV	threshold limit value
SOJT	second-order Jahn-Teller (effect)	TM	transverse magnetic
sol	soluble; solution	TMAB	tetrabutylammonium bromide
soln, sln	solution	TMS	tetramethylsilane
SOMO	singly occupied molecular orbital	tol	tolyl
Sor	sorbose	TOPO	trioctylphosphine oxide
sp gr	specific gravity	Torr	torr (pressure unit)
SPM	scanned probe microscopy	Tre	trehalose
sq	square	TRE	topological resonance energy
<i>Sr</i>	Strouhal number	Tricine	<i>N</i> -[2-hydroxy-1,1-bis(hydroxymethyl)ethyl]glycine
sr	steradian	Tris	2-amino-2-(hydroxymethyl)-1,3-propanediol
Srd	6-thioinosine	tRNA	transfer RNA
SSMS	source spark mass spectroscopy	Trp	tryptophan
St	stoke	trs	transition
<i>St</i>	Stanton number	TS	transition state
std, stnd	standard (state)	TSS	transition state spectroscopy
STEL	short-term exposure limit	Tyr	tyrosine
STEM	scanning transmission electron microscope	U	uracil (in genetic code)
STM	scanning tunneling microscopy	<i>U</i>	electric potential difference; internal energy
STO	Slater-type orbital	u	unified atomic mass unit
STP	standard temperature and pressure	<i>u</i>	Bloch function; electric mobility; velocity
sub, sub1	sublimes; sublimation	ua	astronomical unit (AU is also used)
Suc, Sac	sucrose	UBFF	Urey-Bradley force field
Sur	thiouracil	UDMH	1,1-dimethylhydrazine
Sv	sievert	UDP	uridine 5'-diphosphate
T	tesla; tera (SI prefix for 10 ¹²)	UHF	ultrahigh frequency; unrestricted Hartree-Fock (method)
<i>T</i>	kinetic energy; period; term value; temperature (thermodynamic); torque; transmittance	UMP	uridine 5'-monophosphate
t	metric tonne; triton	<i>uns, unsym</i>	unsymmetrical (as chemical descriptor)
<i>t</i>	Celsius temperature; thickness; time; transport number	UPS, UPES	ultraviolet photoelectron spectroscopy
Tal	talose	Ura	uracil
tan	tangent	Urd	uridine
tanh	hyperbolic tangent	USP	United States Pharmacopeia
Taps	3-[[2-hydroxy-1,1-bis(hydroxymethyl)ethyl]amino]-1-propanesulfonic acid	UT	universal time
TBE	1,1,2,2-tetrabromoethane	UTP	uridine 5'-triphosphate
TBP	tributyl phosphate	UV	ultraviolet
TCA	trichloroacetic acid	V	volt
TCE	trichloroethylene	<i>V</i>	electric potential; potential energy; volume
TCNQ	tetracyanoquinodimethane	<i>v</i>	reaction rate; specific volume; velocity; vibrational quantum number; vicinal (as chemical descriptor)
TCP	tricresyl phosphate	v/v	volume per volume (volume of solute divided by volume of solution, expressed as percent)
TCSCF	two configuration self-consistent field	Val	valine
TDI	toluene diisocyanate	vap	vaporization
tDNA	transfer DNA	VAT	vibration assisted tunneling
TE	transverse electric	VB	valence band; valence bond (theory)
TEA	triethanolamine; triethylamine	VCD	vibrational circular dichroism
TED	transferred electron device; transmission electron diffraction	VDW	van der Waals interaction
TEM	transverse electromagnetic; transmission electron microscope	VHF	very high frequency
temp	temperature	<i>vic</i>	vicinal (on adjacent carbon atom)
<i>tert</i>	tertiary (in chemical name)	VIS	visible region of the spectrum
		vit	vitreous (phase)

VOC	volatile organic compound(s)	β	beta particle
VOFF	valence orbital force field	β	reciprocal temperature parameter ($= 1/kT$)
VPC	vapor phase chromatography	γ	photon; gamma (obsolete mass unit = μg)
VSEPR	valence shell electron-pair repulsion (method)	γ	activity coefficient; conductivity; magnetogyric ratio; mass concentration; ratio of heat capacities; surface tension
VSIP	valence state ionization potential	Γ	Grüneisen parameter; level width; surface concentration
VSLI	very large scale integrated (circuit)	δ	chemical shift; Dirac delta function; Kronecker delta; loss angle
VUV	vacuum ultraviolet	Δ	inertial defect; mass excess
W	watt	ε	emittance; Levi-Civita symbol; linear strain; molar absorption coefficient; permittivity
W	radiant energy; statistical weight; work	ζ	Coriolis coupling constant; electrokinetic potential
w	energy density; mass fraction; velocity; work	η	overpotential; viscosity
w/v	weight per volume (mass of solute divided by volume of solution, usually expressed as g/100 mL)	κ	compressibility; conductivity; magnetic susceptibility; molar absorption coefficient
w/w	weight per weight (mass of solute divided by mass of solution, expressed as percent)	λ	absolute activity; radioactive decay constant; thermal conductivity; wavelength
WAXS	wide angle x-ray scattering	Λ	angular momentum; ionic conductivity
Wb	weber	μ	muon; micro (SI prefix for 10^{-6})
W_e	Weber number	μ	chemical potential; electric dipole moment; electric mobility; friction coefficient; Joule-Thompson coefficient; magnetic dipole moment; mobility; permeability
WKB	Wentzel-Kramers-Brillouin (approximation)	μF	microfarad
WLF	Williams-Landel-Ferry (equation)	μg	microgram
wt	weight	μm	micrometer
X	X unit; halogen (in chemical formula)	μs	microsecond
X	reactance	ν	frequency; kinematic velocity; stoichiometric number
x	mole fraction	ν_e	neutrino
XAFS	x-ray absorption fine structure	ν	wavenumber
Xan	xanthine	π	pion
XANES	x-ray absorption near-edge structure	Π	osmotic pressure; Peltier coefficient
Xao	xanthosine	ρ	density; reflectance; resistivity
Xlu, Xul	xylulose	σ	electrical conductivity; cross section; normal stress; shielding constant (NMR); Stefan-Boltzmann constant; surface tension; standard deviation
XPS, XPES	x-ray photoelectron spectroscopy	τ	transmittance; chemical shift; shear stress; relaxation time
XRD	x-ray diffraction	ϕ	electrical potential; fugacity coefficient; osmotic coefficient; quantum yield; wavefunction
XRF	x-ray fluorescence	Φ	magnetic flux; potential energy; radiant power; work function
XRS	x-ray spectroscopy	χ	magnetic susceptibility
Xyl	xylose	χ_e	electric susceptibility
Y	yotta (SI prefix for 10^{24})	Ψ	wavefunction
Y	admittance; Planck function; Young's modulus	ω	circular frequency; angular velocity; harmonic vibration wavenumber; statistical weight
y	yocto (SI prefix for 10^{-24})	Ω	ohm
y	mole fraction for gas (when x refers to liquid phase)	Ω	axial angular momentum; solid angle
y, yr	year		
yd	yard		
Z	zetta (SI prefix for 10^{21})		
Z	atomic number; compression factor; collision number; impedance; partition function; zusammen (<i>cis</i> -configuration)		
z	zepto (SI prefix for 10^{-21})		
z	charge number (of an ion); collision frequency factor		
ZDO	zero differential overlap		
ZINDO	Zerner's INDO method		
ZPE, ZPVE	zero point vibrational energy		
ZULU	Greenwich mean time		
α	alpha particle		
α	absorption coefficient; degree of dissociation; electric polarizability; expansion coefficient; fine structure constant		

GREEK, RUSSIAN, AND HEBREW ALPHABETS

The following table presents the Hebrew, Greek, and Russian alphabets, their letters, the names of the letters, and the English equivalents.

Hebrew ^{1,3}			Greek ⁴			Russian		
א	aleph	' ²	Α α	alpha	a	А а	a	
ב	beth	b, bh	Β β	beta	b	Б б	b	
ג	gimel	g, gh	Γ γ	gamma	g, n	В в	v	
ד	daleth	d, dh	Δ δ	delta	d	Г г	g	
ה	he	h	Ε ε	epsilon	e	Д д	d	
ו	waw	w	Ζ ζ	zeta	z	Е е	e	
ז	zayin	z	Η η	eta	ē	Ж ж	zh	
ח	heth	ḥ	Θ θ	theta	th	З з	z	
ט	teth	ṭ	Ι ι	iota	i	И и Й й	i, ĭ	
י	yodh	y	Κ κ	kappa	k	К к	k	
כ	kaph	k, kh	Λ λ	lambda	l	Л л	l	
ל	lamedh	l	Μ μ	mu	m	М м	m	
מ	mem	m	Ν ν	nu	n	Н н	n	
נ	nun	n	Ξ ξ	xi	x	О о	o	
ס	samekh	s	Ο ο	omicron	o	П п	p	
ש	ayin	'	Π π	pi	p	Р р	r	
פ	pe	p, ph	Ρ ρ	rho	r, rh	С с	s	
צ	sadhe	ṣ	Σ σ ς	sigma	s	Т т	t	
ק	qoph	q	Τ τ	tau	t	У у	u	
ר	resh	r	Υ υ	upsilon	y, u	Ф ф	f	
שׁ	sin	ś	Φ φ	phi	ph	Х х	kh	
שׂ	shin	sh	Σ σ ς	sigma	s	Ц ц	ts	
ת	taw	t, th	Τ τ	tau	t	Ч ч	ch	
			Υ υ	upsilon	y, u	Ш ш	sh	
			Φ φ	phi	ph	Щ щ	shch	
			Χ χ	chi	ch	Ъ ъ ⁵	"	
			Ψ ψ	psi	ps	Ы ы	y	
			Ω ω	omega	ō	Ь ь ⁶	'	
						Э э	e	
						Ю ю	yu	
						Я я	ya	

¹ Where two forms of a letter are given, the second one is the form used at the end of a word.

² Not represented in transliteration when initial.

³ The Hebrew letters are primarily consonants; a few of them are also used secondarily to represent certain vowels, when provided at all, by means of a system of dots or strokes adjacent to the consonated characters.

⁴ The letter gamma is transliterated "n" only before velars; the letter upsilon is transliterated "u" only as the final element in diphthongs.

⁵ This sign indicates that the immediately preceding consonant is not palatized even though immediately followed by a palatized vowel.

⁶ This sign indicates that the immediately preceding consonant is palatized even though not immediately followed by a palatized vowel.

DEFINITIONS OF SCIENTIFIC TERMS

Brief definitions of selected terms of importance in chemistry, physics, and related fields of science are given in this section. The selection process emphasizes the following types of terms:

- ◆ Physical quantities
- ◆ Units of measure
- ◆ Classes of chemical compounds and materials
- ◆ Important theories, laws, and basic concepts.

Individual chemical compounds are not included.

Definitions have taken wherever possible from the recommendations of international or national bodies, especially the International Union of Pure and Applied Chemistry (IUPAC) and International Organization for Standardization (ISO). For physical quantities and units, the recommended symbol is also given. The source of such definitions is indicated by the reference number in brackets following the definition. In many cases these official definitions have been edited in the interest of stylistic consistency and economy of space. The user is referred to the original source for further details.

An asterisk (*) following a term indicates that further information can be found by consulting the index of this handbook under the entry for that term.

Ab initio method - An approach to quantum-mechanical calculations on molecules which starts with the Schrödinger equation and carries out a complete integration, without introducing empirical factors derived from experimental measurement.

Absorbance (A) - Defined as $-\log(1-\alpha) = \log(1/\tau)$, where α is the absorptance and τ the transmittance of a medium through which a light beam passes. [2]

Absorbed dose (D) - For any ionizing radiation, the mean energy imparted to an element of irradiated matter divided by the mass of that element. [1]

Absorptance (α) - Ratio of the radiant or luminous flux in a given spectral interval absorbed in a medium to that of the incident radiation. Also called absorption factor. [1]

Absorption coefficient (a) - The relative decrease in the intensity of a collimated beam of electromagnetic radiation, as a result of absorption by a medium, during traversal of an infinitesimal layer of the medium, divided by the length traversed. [1]

Absorption coefficient, molar (ϵ) - Absorption coefficient divided by amount-of-substance concentration of the absorbing material in the sample solution ($\epsilon = a/c$). The SI unit is m^2/mol . Also called extinction coefficient, but usually in units of $\text{mol}^{-1}\text{dm}^2\text{cm}^{-1}$. [2]

Acceleration - Rate of change of velocity with respect to time.

Acceleration due to gravity (g)* - The standard value (9.80665 m/s^2) of the acceleration experienced by a body in the earth's gravitational field. [1]

Acenes - Polycyclic aromatic hydrocarbons consisting of fused benzene rings in a rectilinear arrangement. [5]

Acid - Historically, a substance that yields an H^+ ion when it dissociates in solution, resulting in a $\text{pH} < 7$. In the Brønsted definition, an acid is a substance that donates a proton in any type of reaction. The most general definition, due to G.N. Lewis,

classifies any chemical species capable of accepting an electron pair as an acid.

Acid dissociation constant (K_a)* - The equilibrium constant for the dissociation of an acid HA through the reaction $\text{HA} + \text{H}_2\text{O} \rightleftharpoons \text{A}^- + \text{H}_3\text{O}^+$. The quantity $\text{p}K_a = -\log K_a$ is often used to express the acid dissociation constant.

Actinides - The elements of atomic number 89 through 103, e.g., Ac, Th, Pa, U, Np, Pu, Am, Cm, Bk, Cf, Es, Fm, Md, No, Lr. [7]

Activation energy* - In general, the energy that must be added to a system in order for a process to occur, even though the process may already be thermodynamically possible. In chemical kinetics, the activation energy is the height of the potential barrier separating the products and reactants. It determines the temperature dependence of the reaction rate.

Activity - For a mixture of substances, the absolute activity λ of substance B is defined as $\lambda_B = \exp(\mu_B/RT)$, where μ_B is the chemical potential of substance B, R the gas constant, and T the thermodynamic temperature. The relative activity a is defined as $a_B = \exp[(\mu_B - \mu_B^\circ)/RT]$, where μ_B° designates the chemical potential in the standard state. [2]

Activity coefficient (γ)* - Ratio of the activity a_B of component B of a mixture to the concentration of that component. The value of γ depends on the method of stating the composition. For mole fraction x_B , the relation is $a_B = \gamma_B x_B$; for molarity c_B , it is $a_B = \gamma_B c_B/c^\circ$, where c° is the standard state composition (typically chosen as 1 mol/L); for molality m_B , it is $a_B = \gamma_B m_B/m^\circ$, where m° is the standard state molality (typically 1 mol/kg). [2]

Activity, of radioactive substance (A) - The average number of spontaneous nuclear transitions from a particular energy state occurring in an amount of a radionuclide in a small time interval divided by that interval. [1]

References

1. *ISO Standards Handbook 2, Units of Measurement*, International Organization for Standardization, Geneva, 1992.
2. *Quantities, Units, and Symbols in Physical Chemistry, Second Edition*, International Union of Pure and Applied Chemistry, Blackwell Scientific Publications, Oxford, 1993.
3. *Compendium of Chemical Terminology*, International Union of Pure and Applied Chemistry, Blackwell Scientific Publications, Oxford, 1987.
4. *A Guide to IUPAC Nomenclature of Organic Compounds*, International Union of Pure and Applied Chemistry, Blackwell Scientific Publications, Oxford, 1993.
5. *Glossary of Class Names of Organic Compounds and Reactive Intermediates Based on Structure, Pure and Applied Chemistry*, 67, 1307, 1995.
6. *Compendium of Analytical Nomenclature*, International Union of Pure and Applied Chemistry, Blackwell Scientific Publications, Oxford, 1987.
7. *Nomenclature of Inorganic Chemistry*, International Union of Pure and Applied Chemistry, Blackwell Scientific Publications, Oxford, 1990.
8. *Glossary of Basic Terms in Polymer Science, Pure and Applied Chemistry*, 68, 2287, 1996.
9. *The International Temperature Scale of 1990, Metrologia*, 27, 107, 1990.
10. *Compilation of ASTM Standard Definitions*, American Society of Testing and Materials, Philadelphia, 1990.
11. *ASM Metals Reference Book*, American Society for Metals, Metals Park, OH, 1983.

- Acyl groups** - Groups formed by removing the hydroxy groups from oxoacids that have the general structure $RC(=O)(OH)$ and replacement analogues of such acyl groups. [5]
- Adiabatic process** - A thermodynamic process in which no heat enters or leaves the system.
- Admittance (Y)** - Reciprocal of impedance. $Y = G + iB$, where G is conductance and B is susceptance. [1]
- Adsorption** - A process in which molecules of gas, of dissolved substances in liquids, or of liquids adhere in an extremely thin layer to surfaces of solid bodies with which they are in contact. [10]
- Albedo*** - The ratio of the light reflected or scattered from a surface to the intensity of incident light. The term is often used in reference to specific types of terrain or to entire planets.
- Alcohols** - Compounds in which a hydroxy group, $-OH$, is attached to a saturated carbon atom. [5]
- Aldehydes** - Compounds $RC(=O)H$, in which a carbonyl group is bonded to one hydrogen atom and to one R group. [5]
- Aldoses** - Aldehydic parent sugars (polyhydroxyaldehydes $H[CH(OH)]_nC(=O)H$, $n > 1$) and their intramolecular hemiacetals. [5]
- Aldoximes** - Oximes of aldehydes: $RCH=NOH$. [5]
- Alfvén number (Al)** - A dimensionless quantity used in plasma physics, defined by $Al = v(\rho\mu)^{1/2}/B$, where ρ is density, v is velocity, μ is permeability, and B is magnetic flux density. [2]
- Alfvén waves** - Very low frequency waves which can exist in a plasma in the presence of a uniform magnetic field. Also called magnetohydrodynamic waves.
- Alicyclic compounds** - Aliphatic compounds having a carbocyclic ring structure which may be saturated or unsaturated, but may not be a benzenoid or other aromatic system. [5]
- Aliphatic compounds** - Acyclic or cyclic, saturated or unsaturated carbon compounds, excluding aromatic compounds. [5]
- Alkali metals** - The elements lithium, sodium, potassium, rubidium, cesium, and francium.
- Alkaline earth metals** - The elements calcium, strontium, barium, and radium. [7]
- Alkaloids** - Basic nitrogen compounds (mostly heterocyclic) occurring mostly in the plant kingdom (but not excluding those of animal origin). Amino acids, peptides, proteins, nucleotides, nucleic acids, and amino sugars are not normally regarded as alkaloids. [5]
- Alkanes** - Acyclic branched or unbranched hydrocarbons having the general formula C_nH_{2n+2} , and therefore consisting entirely of hydrogen atoms and saturated carbon atoms. [5]
- Alkenes** - Acyclic branched or unbranched hydrocarbons having one carbon-carbon double bond and the general formula C_nH_{2n} . Acyclic branched or unbranched hydrocarbons having more than one double bond are alkadienes, alkatrienes, etc. [5]
- Alkoxides** - Compounds, ROM , derivatives of alcohols, ROH , in which R is saturated at the site of its attachment to oxygen and M is a metal or other cationic species. [5]
- Alkyl groups** - Univalent groups derived from alkanes by removal of a hydrogen atom from any carbon atom: C_nH_{2n+1} -. The groups derived by removal of a hydrogen atom from a terminal carbon atom of unbranched alkanes form a subclass of normal alkyl (n -alkyl) groups. The groups RCH_2 -, R_2CH -, and R_3C - (R not equal to H) are primary, secondary, and tertiary alkyl groups, respectively. [5]
- Alkynes** - Acyclic branched or unbranched hydrocarbons having a carbon-carbon triple bond and the general formula C_nH_{2n-2} , $RC\equiv CR'$. Acyclic branched or unbranched hydrocarbons having more than one triple bond are known as alkadiynes, alkatriynes, etc. [5]
- Allotropy** - The occurrence of an element in two or more crystalline forms.
- Allylic groups** - The group $CH_2=CHCH_2$ - (allyl) and derivatives formed by substitution. The term 'allylic position' or 'allylic site' refers to the saturated carbon atom. A group, such as $-OH$, attached at an allylic site is sometimes described as "allylic". [5]
- Amagat volume unit** - A non-SI unit previously used in high pressure science. It is defined as the molar volume of a real gas at one atmosphere pressure and 273.15 K. The approximate value is 22.4 L/mol.
- Amides** - Derivatives of oxoacids $R(C=O)(OH)$ in which the hydroxy group has been replaced by an amino or substituted amino group. [5]
- Amine oxides** - Compounds derived from tertiary amines by the attachment of one oxygen atom to the nitrogen atom: $R_3N^+O^-$. By extension the term includes the analogous derivatives of primary and secondary amines. [5]
- Amines** - Compounds formally derived from ammonia by replacing one, two, or three hydrogen atoms by hydrocarbyl groups, and having the general structures RNH_2 (primary amines), R_2NH (secondary amines), R_3N (tertiary amines). [5]
- Amino acids*** - Compounds containing both a carboxylic acid group ($-COOH$) and an amino group ($-NH_2$). The most important are the α -amino acids, in which the $-NH_2$ group is attached to the C atom adjacent to the $-COOH$ group. In the β -amino acids, there is an intervening carbon atom. [4]
- Ampere (A)*** - The SI base unit of electric current. [1]
- Ampere's law** - The defining equation for the magnetic induction B , viz., $dF = Idl \times B$, where dF is the force produced by a current I flowing in an element of the conductor dI pointing in the direction of the current.
- Ångström (Å)** - A unit of length used in spectroscopy, crystallography, and molecular structure, equal to 10^{-10} m.
- Angular momentum (L)** - The angular momentum of a particle about a point is the vector product of the radius vector from this point to the particle and the momentum of the particle; i.e., $L = r \times p$. [1]
- Angular velocity (ω)** - The angle through which a body rotates per unit time.
- Anilides** - Compounds derived from oxoacids $R(C=O)(OH)$ by replacing the $-OH$ group by the $-NHPh$ group or derivative formed by ring substitution. Also used for salts formed by replacement of a nitrogen-bound hydrogen of aniline by a metal. [5]
- Anion** - A negatively charged atomic or molecular particle.
- Antiferroelectricity*** - An effect analogous to antiferromagnetism in which electric dipoles in a crystal are ordered in two sublattices that are polarized in opposite directions, leading to zero net polarization. The effect vanishes above a critical temperature.
- Antiferromagnetism*** - A type of magnetism in which the magnetic moments of atoms in a solid are ordered into two antiparallel aligned sublattices. Antiferromagnets are characterized by a zero or small positive magnetic susceptibility. The

susceptibility increases with temperature up to a critical value, the Néel temperature, above which the material becomes paramagnetic.

Antiparticle - A particle having the same mass as a given elementary particle and a charge equal in magnitude but opposite in sign.

Appearance potential* - The lowest energy which must be imparted to the parent molecule to cause it to produce a particular specified parent ion. This energy, usually stated in eV, may be imparted by electron impact, photon impact, or in other ways. More properly called appearance energy. [3]

Appearance potential spectroscopy (APS) - See Techniques for Materials Characterization, page 12-1.

Are (a) - A unit of area equal to 100 m². [1]

Arenes - Monocyclic and polycyclic aromatic hydrocarbons. See aromatic compounds. [5]

Aromatic compounds - Compounds whose structure includes a cyclic delocalized π -electron system. Historical use of the term implies a ring containing only carbon (e.g., benzene, naphthalene), but it is often generalized to include heterocyclic structures such as pyridine and thiophene. [5]

Arrhenius equation - A key equation in chemical kinetics which expresses the rate constant k as $k = A \exp(-E_a/RT)$, where E_a is the activation energy, R the molar gas constant, and T the temperature. A is called the preexponential factor and, for simple gas phase reactions, may be identified with the collision frequency.

Arsines - AsH₃ and compounds derived from it by substituting one, two or three hydrogen atoms by hydrocarbyl groups. RAsH₂, R₂AsH, R₃As (R not equal to H) are called primary, secondary and tertiary arsines, respectively. [5]

Aryl groups - Groups derived from arenes by removal of a hydrogen atom from a ring carbon atom. Groups similarly derived from heteroarenes are sometimes subsumed in this definition. [5]

Astronomical unit (AU)* - The mean distance of the earth from the sun, equal to 1.49597870 \times 10¹¹ m.

Atomic absorption spectroscopy (AAS) - See Techniques for Materials Characterization, page 12-1.

Atomic emission spectroscopy (AES) - See Techniques for Materials Characterization, page 12-1.

Atomic force microscopy (AFM) - See Techniques for Materials Characterization, page 12-1.

Atomic mass* - The mass of a nuclide, normally expressed in unified atomic mass units (u).

Atomic mass unit (u)* - A unit of mass used in atomic, molecular, and nuclear science, defined as the mass of one atom of ¹²C divided by 12. Its approximate value is 1.66054 \times 10⁻²⁷ kg. Also called the unified atomic mass unit. [1]

Atomic number (Z) - A characteristic property of an element, equal to the number of protons in the nucleus.

Atomic weight (A_r)* - The ratio of the average mass per atom of an element to 1/12 of the mass of nuclide ¹²C. An atomic weight can be defined for a sample of any given isotopic composition. The standard atomic weight refers to a sample of normal terrestrial isotopic composition. The term relative atomic mass is synonymous with atomic weight. [2]

Attenuated total reflection (ATR) - See Techniques for Materials Characterization, page 12-1.

Auger effect - An atomic process in which an electron from a higher energy level fills a vacancy in an inner shell, transferring the released energy to another electron which is ejected.

Aurora - An atmospheric phenomenon in which streamers of light are produced when electrons from the sun are guided into the thermosphere by the earth's magnetic field. It occurs in the polar regions at altitudes of 95–300 km.

Avogadro constant (N_A)* - The number of elementary entities in one mole of a substance.

Azeotrope - A liquid mixture in a state where the variation of vapor pressure with composition at constant temperature (or, alternatively, the variation of normal boiling point with composition) shows either a maximum or a minimum. Thus when an azeotrope boils the vapor has the same composition as the liquid.

Azides - Compounds bearing the group -N₃, viz. -N=N⁺=N⁻; usually attached to carbon, e.g. PhN₃, phenyl azide or azidobenzene. Also used for salts of hydrazoic acid, HN₃, e.g. NaN₃, sodium azide. [5]

Azines - Condensation products, R₂C=NN=CR₂, of two moles of a carbonyl compound with one mole of hydrazine. [5]

Azo compounds - Derivatives of diazene (diimide), HN=NH, wherein both hydrogens are substituted by hydrocarbyl groups, e.g., PhN=NPh, azobenzene or diphenyldiazene. [5]

Balmer series - The series of lines in the spectrum of the hydrogen atom which corresponds to transitions between the state with principal quantum number $n = 2$ and successive higher states. The wavelengths are given by $1/\lambda = R_H(1/4 - 1/n^2)$, where $n = 3, 4, \dots$ and R_H is the Rydberg constant for hydrogen. The first member of the series ($n = 2 \Rightarrow 3$), which is often called the H $_{\alpha}$ line, falls at a wavelength of 6563 Å.

Bar (bar) - A unit of pressure equal to 10⁵ Pa.

Bardeen-Cooper-Schrieffer (BCS) theory - A theory of superconductivity which is based upon the formation of electron pairs as a result of an electron-lattice interaction. The theory relates the superconducting transition temperature to the density of states and the Debye temperature.

Barn (b) - A unit used for expressing cross sections of nuclear processes, equal to 10⁻²⁸ m².

Barrel - A unit of volume equal to 158.9873 L.

Baryon - Any elementary particle built up from three quarks. Examples are the proton, neutron, and various short-lived hyperons. Baryons have odd half-integer spins.

Base - Historically, a substance that yields an OH⁻ ion when it dissociates in solution, resulting in a pH > 7. In the Brønsted definition, a base is a substance capable of accepting a proton in any type of reaction. The more general definition, due to G.N. Lewis, classifies any chemical species capable of donating an electron pair as a base.

Becquerel (Bq)* - The SI unit of radioactivity (disintegrations per unit time), equal to s⁻¹. [1]

Beer's law - An approximate expression for the change in intensity of a light beam that passes through an absorbing medium, viz., $\log(I/I_0) = -\epsilon cl$, where I_0 is the incident intensity, I is the final intensity, ϵ is the molar (decadic) absorption coefficient, c is the molar concentration of the absorbing substance, and l is the path length. Also called the Beer-Lambert law

Binding energy* - A generic term for the energy required to decompose a system into two or more of its constituent parts. In nuclear physics, the binding energy is the energy differ-

ence between a nucleus and the separated nucleons of which it is composed (the energy equivalent of the mass defect). In atomic physics, it is the energy required to remove an electron from an atom.

Biot (Bi) - A name sometimes used for the unit of current in the emu system.

Birefringence - A property of certain crystals in which two refracted rays result from a single incident light ray. One, the ordinary ray, follows the normal laws of refraction, while the other, the extraordinary ray, exhibits a variable refractive index which depends on the direction in the crystal.

Black body radiation* - The radiation emitted by a perfect black body, i.e., a body which absorbs all radiation incident on it and reflects none. The wavelength dependence of the radiated energy density ρ (energy per unit volume per unit wavelength range) is given by the Planck formula

$$\rho = \frac{8\pi hc}{\lambda^5 (e^{hc/\lambda kT} - 1)}$$

where λ is the wavelength, h is Planck's constant, c is the speed of light, k is the Boltzmann constant, and T is the temperature.

Black hole - A very dense object, formed in a supernova explosion, whose gravitational field is so large that no matter or radiation can escape from the object.

Bloch wave function - A solution of the Schrödinger equation for an electron moving in a spatially periodic potential; used in the band theory of solids.

Bohr magneton (μ_B)* - The atomic unit of magnetic moment, defined as $eh/4\pi m_e$, where h is Planck's constant, m_e the electron mass, and e the elementary charge. It is the moment associated with a single electron spin.

Bohr, bohr radius (a_0)* - The radius of the lowest orbit in the Bohr model of the hydrogen atom, defined as $\epsilon_0 h^2 / \pi m_e e^2$, where ϵ_0 is the permittivity of a vacuum, h is Planck's constant, m_e the electron mass, and e the elementary charge. It is customarily taken as the unit of length when using atomic units.

Boiling point - The temperature at which the liquid and gas phases of a substance are in equilibrium at a specified pressure. The normal boiling point is the boiling point at normal atmospheric pressure (101.325 kPa).

Boltzmann constant (k)* - The molar gas constant R divided by Avogadro's constant.

Boltzmann distribution - An expression for the equilibrium distribution of molecules as a function of their energy, in which the number of molecules in a state of energy E is proportional to $\exp(-E/kT)$, where k is the Boltzmann constant and T is the temperature.

Bond strength - See Dissociation energy.

Born-Haber cycle* - A thermodynamic cycle in which a crystalline solid is converted to gaseous ions and then reconverted to the solid. The cycle permits calculation of the lattice energy of the crystal.

Bose-Einstein distribution - A modification of the Boltzmann distribution which applies to a system of particles that are bosons. The number of particles of energy E is proportional to $[e^{(E-\mu)/kT} - 1]^{-1}$, where μ is a normalization constant, k is the Boltzmann constant, and T is the temperature.

Boson - A particle that obeys Bose-Einstein Statistics; specifically, any particle with spin equal to zero or an integer. This includes

the photon, pion, deuteron, and all nuclei of even mass number.

Boyle's law - The empirical law, exact only for an ideal gas, which states that the volume of a gas is inversely proportional to its pressure at constant temperature.

Bragg angle (θ) - Defined by the equation $n\lambda = 2d\sin\theta$, which relates the angle θ between a crystal plane and the diffracted x-ray beam, the wavelength λ of the x-rays, the crystal plane spacing d , and the diffraction order n (any integer).

Bravais lattices* - The 14 distinct crystal lattices that can exist in three dimensions. They include three in the cubic crystal system, two in the tetragonal, four in the orthorhombic, two in the monoclinic, and one each in the triclinic, hexagonal, and trigonal systems.

Breakdown voltage - The potential difference at which an insulating substance undergoes a physical or chemical change that causes it to become a conductor, thus allowing current to flow through the sample.

Bremsstrahlung - Electromagnetic radiation generated when the velocity of a charged particle is reduced (literally, "braking radiation"). An example is the x-ray continuum resulting from collisions of electrons with the target in an x-ray tube.

Brewster angle - The angle of incidence for which the maximum degree of plane polarization occurs when a beam of unpolarized light is incident on the surface of a medium of refractive index n . At this angle, the angle between the reflected and refracted beams is 90° . The value of the Brewster angle is $\tan^{-1}n$.

Brillouin scattering - The scattering of light by acoustic phonons in a solid or liquid.

Brillouin zone - A region of allowed wave vectors and energy levels in a crystalline solid, which plays a part in the propagation of waves through the lattice.

British thermal unit (Btu) - A non-SI unit of energy, equal to approximately 1055 J. Several values of the Btu, defined in slightly different ways, have been used.

Brownian motion - The random movements of small particles suspended in a fluid, which arise from collisions with the fluid molecules.

Brunauer-Emmett-Teller method (BET) - See Techniques for Materials Characterization, page 12-1.

Buffer* - A solution designed to maintain a constant pH when small amounts of a strong acid or base are added. Buffers usually consist of a fairly weak acid and its salt with a strong base. Suitable concentrations are chosen so that the pH of the solution remains close to the pK_a of the weak acid.

Calorie (cal) - A non-SI unit of energy, originally defined as the heat required to raise the temperature of 1 g of water by 1°C . Several calories of slightly different values have been used. The thermochemical calorie is now defined as 4.184 J.

Candela (cd)* - The SI base unit of luminous intensity. [1]

Capacitance (C) - Ratio of the charge acquired by a body to the change in potential. [1]

Carbamates - Salts or esters of carbamic acid, $\text{H}_2\text{NC}(=\text{O})\text{OH}$, or of N-substituted carbamic acids: $\text{R}_2\text{NC}(=\text{O})\text{OR}'$, ($\text{R}' = \text{hydrocarbyl}$ or a cation). The esters are often called urethanes or urethans, a usage that is strictly correct only for the ethyl esters. [5]

Carbenes - The electrically neutral species H_2C : and its derivatives, in which the carbon is covalently bonded to two univa-

lent groups of any kind or a divalent group and bears two non-bonding electrons, which may be spin-paired (singlet state) or spin-non-paired (triplet state). [5]

Carbinols - An obsolete term for substituted methanols, in which the name carbinol is synonymous with methanol. [5]

Carbohydrates - Originally, compounds such as aldoses and ketoses, having the stoichiometric formula $C_n(H_2O)_n$ (hence "hydrates of carbon"). The generic term carbohydrate now includes mono-, oligo-, and polysaccharides, as well as their reaction products and derivatives. [5]

Carboranes - A contraction of carbaboranes. Compounds in which a boron atom in a polyboron hydride is replaced by a carbon atom with maintenance of the skeletal structure. [5]

Carboxylic acids - Oxoacids having the structure $RC(=O)OH$. The term is used as a suffix in systematic name formation to denote the $-C(=O)OH$ group including its carbon atom. [5]

Carnot cycle - A sequence of reversible changes in a heat engine using a perfect gas as the working substance, which is used to demonstrate that entropy is a state function. The Carnot cycle also provides a means to calculate the efficiency of a heat engine.

Catalyst - A substance that participates in a particular chemical reaction and thereby increases its rate but without a net change in the amount of that substance in the system. [3]

Catenanes, catena compounds - Hydrocarbons having two or more rings connected in the manner of links of a chain, without a covalent bond. More generally, the class catena compounds embraces functional derivatives and hetero analogues. [5]

Cation - A positively charged atomic or molecular particle.

Centipoise (cP) - A common non-SI unit of viscosity, equal to mPa s.

Centrifugal distortion - An effect in molecular spectroscopy in which rotational levels are lowered in energy, relative to the values of a rigid rotor, as the rotational angular momentum increases. The effect may be understood classically as a stretching of the bonds in the molecule as it rotates faster, thus increasing the moment of inertia.

Ceramic - A nonmetallic material of very high melting point.

Cerenkov radiation - Light emitted when a beam of charged particles travels through a medium at a speed greater than the speed of light in the medium. It is typically blue in color.

Cgs system of units - A system of units based upon the centimeter, gram, and second. The cgs system has been supplanted by the International System (SI).

Chalcogens - The Group VIA elements (oxygen, sulfur, selenium, tellurium, and polonium). Compounds of these elements are called chalcogenides. [7]

Chaotic system - A complex system whose behavior is governed by deterministic laws but whose evolution can vary drastically when small changes are made in the initial conditions.

Charge - See Electric charge.

Charles' law - The empirical law, exact only for an ideal gas, which states that the volume of a gas is directly proportional to its temperature at constant pressure.

Charm - A quantum number introduced in particle physics to account for certain properties of elementary particles and their reactions.

Chelate - A compound characterized by the presence of bonds from two or more bonding sites within the same ligand to a central metal atom. [3]

Chemical potential - For a mixture of substances, the chemical potential of constituent B is defined as the partial derivative of the Gibbs energy G with respect to the amount (number of moles) of B, with temperature, pressure, and amounts of all other constituents held constant. Also called partial molar Gibbs energy. [2]

Chemical shift* - A small change in the energy levels (and hence in the spectra associated with these levels) resulting from the effects of chemical binding in a molecule. The term is used in fields such as NMR, Mössbauer, and photoelectron spectroscopy, where the energy levels are determined primarily by nuclear or atomic effects.

Chiral molecule - A molecule which cannot be superimposed on its mirror image. A common example is an organic molecule containing a carbon atom to which four different atoms or groups are attached. Such molecules exhibit optical activity, i.e., they rotate the plane of a polarized light beam.

Chlorocarbons - Compounds consisting solely of chlorine and carbon. [5]

Chromatography* - A method for separation of the components of a sample in which the components are distributed between two phases, one of which is stationary while the other moves. In gas chromatography the gas moves over a liquid or solid stationary phase. In liquid chromatography the liquid mixture moves through another liquid, a solid, or a gel. The mechanism of separation of components may be adsorption, differential solubility, ion-exchange, permeation, or other mechanisms. [6]

Clapeyron equation - A relation between pressure and temperature of two phases of a pure substance that are in equilibrium, viz., $dp/dT = \Delta_{\text{trs}} S / \Delta_{\text{trs}} V$, where $\Delta_{\text{trs}} S$ is the difference in entropy between the phases and $\Delta_{\text{trs}} V$ the corresponding difference in volume.

Clathrates - Inclusion compounds in which the guest molecule is in a cage formed by the host molecule or by a lattice of host molecules. [5]

Clausius (CI) - A non-SI unit of entropy or heat capacity defined as cal/K = 4.184 J/K. [2]

Clausius-Clapeyron equation - An approximation to the Clapeyron equation applicable to liquid-gas and solid-gas equilibrium, in which one assumes an ideal gas with volume much greater than the condensed phase volume. For the liquid-gas case, it takes the form $d(\ln p)/dT = \Delta_{\text{vap}} H / RT^2$ where R is the molar gas constant and $\Delta_{\text{vap}} H$ is the molar enthalpy of vaporization. For the solid-gas case, $\Delta_{\text{vap}} H$ is replaced by the molar enthalpy of sublimation, $\Delta_{\text{sub}} H$.

Clausius-Mosotti equation - A relation between the dielectric constant ϵ_r at optical frequencies and the polarizability α :

$$\frac{\epsilon_r - 1}{\epsilon_r + 2} = \frac{\rho N_A \alpha}{3M\epsilon_0}$$

where ρ is density, N_A is Avogadro's number, M is molar mass, and ϵ_0 is the permittivity of a vacuum.

Clebsch-Gordon coefficients - A set of coefficients used to describe the vector coupling of angular momenta in atomic and nuclear physics.

Codon - A set of three bases, chosen from the four primary bases found in the DNA molecule (uracil, cytosine, adenine, and guanine), which specifies the production of a particular amino

acid or carries some other genetic instruction. For example, the codon UCA specifies the amino acid serine, CAG specifies glutamine, etc. There are a total of 64 codons.

Coercive force - The magnetizing force at which the magnetic flux density is equal to zero. [10]

Coercivity* - The maximum value of coercive force that can be attained when a magnetic material is symmetrically magnetized to saturation induction. [10]

Coherent anti-Stokes Raman spectroscopy (CARS) - See Techniques for Materials Characterization, page 12-1.

Colloid - Molecules or polymolecular particles dispersed in a medium that have, at least in one direction, a dimension roughly between 1 nm and 1 μ m. [3]

Color center - A defect in a crystal that gives rise to optical absorption, thus changing the color of the material. A common type is the F-center, which results when an electron occupies the site of a negative ion.

Compressibility (κ)* - The fractional change of volume as pressure is increased, viz., $\kappa = -(1/V)(dV/dp)$. [1]

Compton wavelength (λ_c)* - In the scattering of electromagnetic radiation by a free particle (e.g., electron, proton), $\lambda_c = h/mc$ is the increase in wavelength, at a 90° scattering angle, corresponding to the transfer of energy from radiation to particle. Here h is Planck's constant, c the speed of light, and m the mass of the particle.

Conductance (G)* - For direct current, the reciprocal of resistance. More generally, the real part of admittance. [1]

Conductivity, electrical (σ)* - The reciprocal of the resistivity. [1]

Conductivity, thermal - See Thermal conductivity.

Congruent transformation - A phase transition (melting, vaporization, etc.) in which the substance preserves its exact chemical composition.

Constitutional repeating unit (CRU) - In polymer science, the smallest constitutional unit, the repetition of which constitutes a regular macromolecule, i.e., a macromolecule with all units connected identically with respect to directional sense. [8]

Copolymer - A polymer derived from more than one species of monomer. [8]

Coriolis effect - The deviation from simple trajectories when a mechanical system is described in a rotating coordinate system. It affects the motion of projectiles on the earth and in molecular spectroscopy leads to an important interaction between the rotational and vibrational motions. The effect may be described by an additional term in the equations of motion, called the Coriolis force.

Cosmic rays* - High energy nuclear particles, electrons, and photons, originating mostly outside the solar system, which continually bombard the earth's atmosphere.

Coulomb (C)* - The SI unit of electric charge, equal to A s. [1]

Coulomb's law - The statement that the force F between two electrical charges q_1 and q_2 separated by a distance r is $F = (4\pi\epsilon_0)^{-1} q_1 q_2 / r^2$, where ϵ_0 is the permittivity of a vacuum.

Covalent bond - A chemical bond between two atoms whose stability results from the sharing of two electrons, one from each atom.

Cowling number (Co) - A dimensionless quantity used in plasma physics, defined by $Co = B^2 / \mu \rho v^2$, where ρ is density, v is velocity, μ is permeability, and B is magnetic flux density. [2]

CPT theorem - A theorem in particle physics which states that any local Lagrangian theory that is invariant under proper

Lorentz transformations is also invariant under the combined operations of charge conjugation, C, space inversion, P, and time reversal, T, taken in any order.

Critical point* - In general, the point on the phase diagram of a two-phase system at which the two coexisting phases have identical properties and therefore represent a single phase. At the liquid-gas critical point of a pure substance, the distinction between liquid and gas vanishes, and the vapor pressure curve ends. The coordinates of this point are called the critical temperature and critical pressure. Above the critical temperature, it is not possible to liquefy the substance.

Cross section (σ)* - A measure of the probability of collision (or other interaction) between a beam of particles and a target which it encounters. In rough terms it is the effective area the target particles present to the incident ones; however, the precise definition depends on the nature of the interaction. A general definition of σ is the number of encounters per unit time divided by nv , where n is the concentration of incident particles and v their velocity.

Crosslink - In polymer science, a small region in a macromolecule from which at least four chains emanate, and formed by reactions involving sites or groups on existing macromolecules or by interactions between existing macromolecules. [8]

Crown compounds - Macrocyclic polydentate compounds, usually uncharged, in which three or more coordinating ring atoms (usually oxygen or nitrogen) are or may become suitably close for easy formation of chelate complexes with metal ions or other cationic species. [5]

Crust* - The outer layer of the solid earth, above the Mohorovicic discontinuity. Its thickness averages about 35 km on the continents and about 7 km below the ocean floor.

Cryoscopic constant (E_f)* - The constant that expresses the amount by which the freezing point T_f of a solvent is lowered by a non-dissociating solute, through the relation $\Delta T_f = E_f m$, where m is the molality of the solute.

Curie (Ci) - A non-SI unit of radioactivity (disintegrations per unit time), equal to $3.7 \times 10^{10} \text{ s}^{-1}$.

Curie temperature (T_C)* - For a ferromagnetic material, the critical temperature above which the material becomes paramagnetic. Also applied to the temperature at which the spontaneous polarization disappears in a ferroelectric solid. [1]

Cyanohydrins - Alcohols substituted by a cyano group, most commonly, but not limited to, examples having a CN and an OH group attached to the same carbon atom. They are formally derived from aldehydes or ketones by the addition of hydrogen cyanide. [5]

Cycloalkanes - Saturated monocyclic hydrocarbons (with or without side chains). See alicyclic compounds. Unsaturated monocyclic hydrocarbons having one endocyclic double or one triple bond are called cycloalkenes and cycloalkynes, respectively. [5]

Cyclotron resonance - The resonant absorption of energy from a system in which electrons or ions that are orbiting in a uniform magnetic field are subjected to radiofrequency or microwave radiation. The resonance frequency is given by $\nu = eH / 2\pi m^* c$, where e is the elementary charge, H is the magnetic field strength, m^* is the effective mass of the charged particle, and c is the speed of light. The effect occurs in both solids (involving electrons or holes) and in low pressure gasses (involving ions)

Dalton (Da) - A name sometimes used in biochemistry for the unified atomic mass unit (u).

De Broglie wavelength - The wavelength associated with the wave representation of a moving particle, given by h/mv , where h is Planck's constant, m the particle mass, and v the velocity.

De Haas-Van Alphen effect - An effect observed in certain metals and semiconductors at low temperatures and high magnetic fields, characterized by a periodic variation of magnetic susceptibility with field strength.

Debye equation* - The relation between the relative permittivity (dielectric constant) ϵ_r , polarizability α , and permanent dipole moment μ in a dielectric material whose molecules are free to rotate. It takes the form

$$\frac{\epsilon_r - 1}{\epsilon_r + 2} = \frac{\rho N_A}{3M\epsilon_0} \left(\alpha + \frac{\mu^2}{3kT} \right)$$

where ρ is density, N_A is Avogadro's number, M is molar mass, and ϵ_0 is the permittivity of a vacuum.

Debye length - In the Debye-Hückel theory of ionic solutions, the effective thickness of the cloud of ions of opposite charge which surrounds each given ion and shields the Coulomb potential produced by that ion.

Debye temperature (θ_D)* - In the Debye model of the heat capacity of a crystalline solid, $\theta_D = hv_D/k$, where h is Planck's constant, k is the Boltzmann constant, and v_D is the maximum vibrational frequency the crystal can support. For $T \ll \theta_D$, the heat capacity is proportional to T^3 .

Debye unit (D) - A non-SI unit of electric dipole moment used in molecular physics, equal to 3.335641×10^{-30} C m.

Debye-Waller factor (D) - The factor by which the intensity of a diffraction line is reduced because of lattice vibrations. [1]

Defect - Any departure from the regular structure of a crystal lattice. A Frenkel defect results when an atom or ion moves to an interstitial position and leaves behind a vacancy. A Schottky defect involves either a vacancy where the atom has moved to the surface or a structure where a surface atom has moved to an interstitial position.

Degree of polymerization - The number of monomeric units in a macromolecule or an oligomer molecule. [8]

Dendrite - A tree-like crystalline pattern often observed, for example, in ice crystals and alloys in which the crystal growth branches repeatedly.

Density (ρ)* - In the most common usage, mass density or mass per unit volume. More generally, the amount of some quantity (mass, charge, energy, etc.) divided by a length, area, or volume.

Density of states ($N_E \rho$) - The number of one-electron states in an infinitesimal interval of energy, divided by the range of that interval and by volume. [1]

Dew point* - The temperature at which liquid begins to condense as the temperature of a gas mixture is lowered. In meteorology, it is the temperature at which moisture begins to condense on a surface in contact with the air.

Diamagnetism - A type of magnetism characterized by a negative magnetic susceptibility, so that the material, when placed in an external magnetic field, becomes weakly magnetized in the direction opposite to the field. This magnetization is independent of temperature.

Diazo compounds - Compounds having the divalent diazo group, $=N^+=N^-$, attached to a carbon atom, e.g., $CH_2=N_2$ diazomethane. [5]

Dielectric constant (ϵ)* - Ratio of the electric displacement in a medium to the electric field strength. Also called permittivity. [1]

Dienes - Compounds that contain two fixed double bonds (usually assumed to be between carbon atoms). Dienes in which the two double-bond units are linked by one single bond are termed conjugated. [5]

Differential scanning calorimetry (DSC) - See Techniques for Materials Characterization, page 12-1.

Differential thermal analysis (DTA) - See Techniques for Materials Characterization, page 12-1.

Diffusion* - The migration of atoms, molecules, ions, or other particles as a result of some type of gradient (concentration, temperature, etc.).

Dioptr - A unit used in optics, formally equal to m^{-1} . It is used in expressing dioptric power, which is the reciprocal of the focal length of a lens.

Dipole moment, electric (p, μ)* - For a distribution of equal positive and negative charge, the magnitude of the dipole moment vector is the positive charge multiplied by the distance between the centers of positive and negative charge distribution. The direction is given by the line from the center of negative charge to the center of positive charge.

Dipole moment, magnetic (m, μ) - Formally defined in electromagnetic theory as a vector quantity whose vector product with the magnetic flux density equals the torque. The magnetic dipole generated by a current I flowing in a small loop of area A has a magnetic moment of magnitude IA . In atomic and nuclear physics, a magnetic moment is associated with the angular momentum of a particle; e.g., an electron with orbital angular momentum l exhibits a magnetic moment of $-el/2m_e$ where e is the elementary charge and m_e the mass of the electron. [1]

Disaccharides - Compounds in which two monosaccharides are joined by a glycosidic bond. [5]

Dislocation - An extended displacement of a crystal from a regular lattice. An edge dislocation results when one portion of the crystal has partially slipped with respect to the other, resulting in an extra plane of atoms extending through part of the crystal. A screw dislocation transforms successive atomic planes into the surface of a helix.

Dispersion - Splitting of a beam of light (or other electromagnetic radiation) of mixed wavelengths into the constituent wavelengths as a result of the variation of refractive index of the medium with wavelength.

Dissociation constant* - The equilibrium constant for a chemical reaction in which a compound dissociates into its constituent parts.

Dissociation energy (D_0)* - For a diatomic molecule, the difference between the energies of the free atoms at rest and the minimum in the potential energy curve. The term bond dissociation energy (D_0), which can be applied to polyatomic molecules as well, is used for the difference between the energies of the fragments resulting when a bond is broken and the energy of the original molecule in its lowest energy state. The term bond strength implies differences in enthalpy rather than energy.

- Domain** - A small region of a solid in which the magnetic or electric moments of the individual units (atoms, molecules, or ions) are aligned in the same direction.
- Domain wall** - The transition region between adjacent ferromagnetic domains, generally a layer with a thickness of a few hundred ångström units. Also called Bloch wall.
- Doppler effect** - The change in the apparent frequency of a wave (sound, light, or other) when the source of the wave is moving relative to the observer.
- Dose equivalent (H)** - The product of the absorbed dose of radiation at a point of interest in tissue and various modifying factors which depend on the type of tissue and radiation. [1]
- Drift velocity** - The velocity of charge carriers (electrons, ions, etc.) moving under the influence of an electric field in a medium which subjects the carriers to some frictional force.
- Dyne (dyn)** - A non-SI (cgs) unit of force, equal to 10^{-5} N.
- Ebullioscopic constant (E_b)*** - The constant that expresses the amount by which the boiling point T_b of a solvent is raised by a non-dissociating solute, through the relation $\Delta T_b = E_b m$, where m is the molality of the solute.
- Eddy currents** - Circulating currents set up in conducting bulk materials or sheets by varying magnetic fields.
- Effinghausen effect** - The appearance of a temperature gradient in a current carrying conductor that is placed in a transverse magnetic field. The direction of the gradient is perpendicular to the current and the field.
- Eigenvalue** - An allowed value of the constant a in the equation $Au = au$, where A is an operator acting on a function u (which is called an eigenfunction). In quantum mechanics, the outcome of any observation is an eigenvalue of the corresponding operator. Also called characteristic value.
- Einstein** - A non-SI unit used in photochemistry, equal to one mole of photons.
- Einstein temperature (θ_v)** - In the Einstein theory of the heat capacity of a crystalline solid, $\theta_v = hv/k$, where h is Planck's constant, k is the Boltzmann constant, and v is the vibrational frequency of the crystal.
- Einstein transition probability** - A constant in the Einstein relation $A_{ij} + B_{ij}\rho$ for the probability of a transition between two energy levels i and j in a radiation field of energy density ρ . The A_{ij} coefficient describes the probability of spontaneous emission, while B_{ij} and B_{ji} govern the probability of stimulated emission and absorption, respectively ($B_{ij} = B_{ji}$).
- Elastic limit** - The greatest stress which a material is capable of sustaining without any permanent strain remaining after complete release of the stress. [10]
- Elastic modulus** - See Young's modulus.
- Electric charge (Q)** - The quantity of electricity; i.e., the property that controls interactions between bodies through electrical forces.
- Electric current (I)** - The charge passing through a circuit per unit time. [1]
- Electric displacement (D)** - A vector quantity whose magnitude equals the electric field strength multiplied by the permittivity of the medium and whose direction is the same as that of the field strength.
- Electric field strength (E)** - The force exerted by an electric field on a point charge divided by the electric charge. [1]
- Electric potential (V)** - A scalar quantity whose gradient is equal to the negative of the electric field strength.
- Electrical conductance** - See Conductance
- Electrical resistance** - See Resistance
- Electrical resistivity** - See Resistivity.
- Electrochemical series*** - An arrangement of reactions which produce or consume electrons in an order based on standard electrode potentials. A common arrangement places metals in decreasing order of their tendency to give up electrons.
- Electrode potential*** - The electromotive force of a cell in which the electrode on the left is the standard hydrogen electrode and that on the right is the electrode in question. [2]
- Electrolysis** - The decomposition of a substance as a result of passing an electric current between two electrodes immersed in the sample.
- Electromotive force (emf)** - The energy supplied by a source divided by the charge transported through the source. [1]
- Electron*** - An elementary particle in the family of leptons, with negative charge and spin of 1/2.
- Electron affinity*** - The energy difference between the ground state of a gas-phase atom or molecule and the lowest state of the corresponding negative ion.
- Electron cyclotron resonance (ECR)** - See Techniques for Materials Characterization, page 12-1.
- Electron energy loss spectroscopy (EELS)** - See Techniques for Materials Characterization, page 12-1.
- Electron nuclear double resonance (ENDOR)** - See Techniques for Materials Characterization, page 12-1.
- Electron paramagnetic resonance (EPR)** - See Techniques for Materials Characterization, page 12-1.
- Electron probe microanalysis (EPMA)** - See Techniques for Materials Characterization, page 12-1.
- Electron spectroscopy for chemical analysis (ESCA)** - See Techniques for Materials Characterization, page 12-1.
- Electron spin (s)** - The quantum number, equal to 1/2, that specifies the intrinsic angular momentum of the electron.
- Electron stimulated desorption (ESD)** - See Techniques for Materials Characterization, page 12-1.
- Electron volt (eV)*** - A non-SI unit of energy used in atomic and nuclear physics, equal to approximately 1.602177×10^{-19} J. The electron volt is defined as the kinetic energy acquired by an electron upon acceleration through a potential difference of 1 V. [1]
- Electronegativity*** - A parameter originally introduced by Pauling which describes, on a relative basis, the power of an atom or group of atoms to attract electrons from the same molecular entity. [3]
- Electrophoresis** - The motion of macromolecules or colloidal particles in an electric field. [3]
- Emissivity (ϵ)*** - Ratio of the radiant flux emitted per unit area to that of an ideal black body at the same temperature. Also called emittance. [1]
- Emu** - The electromagnetic system of units, based upon the cm, g, and s plus the emu of current (sometimes called the abampere).
- Enantiomers** - A chiral molecule and its non-superposable mirror image. The two forms rotate the plane of polarized light by equal amounts in opposite directions. Also called optical isomers.
- Energy (E,U)*** - The characteristic of a system that enables it to do work.

Energy gap* - In the theory of solids, the region between two energy bands, in which no bound states can occur.

Enols, alkenols - The term refers specifically to vinylic alcohols, which have the structure $\text{HO-CR}'=\text{CR}_2$. Enols are tautomeric with aldehydes ($\text{R}' = \text{H}$) or ketones (R' not equal to H). [5]

Enthalpy (H)* - A thermodynamic function, especially useful when dealing with constant-pressure processes, defined by $H = E + PV$, where E is energy, P pressure, and V volume. [1]

Enthalpy of combustion* - The enthalpy change in a combustion reaction. Its negative is the heat released in combustion.

Enthalpy of formation, standard* - The enthalpy change for the reaction in which a substance is formed from its constituent elements, each in its standard reference state (normally refers to 1 mol, sometimes to 1 g, of the substance).

Enthalpy of fusion* - The enthalpy change in the transition from solid to liquid state.

Enthalpy of sublimation - The enthalpy change in the transition from solid to gas state.

Enthalpy of vaporization* - The enthalpy change in the transition from liquid to gas state.

Entropy (S)* - A thermodynamic function defined such that when a small quantity of heat dQ is received by a system at temperature T , the entropy of the system is increased by dQ/T , provided that no irreversible change takes place in the system. [1]

Entropy unit (e.u.) - A non-SI unit of entropy, equal to 4.184 J/K mol.

Ephemeris time - Time measured in tropical years from January 1, 1900.

Epoxy compounds - Compounds in which an oxygen atom is directly attached to two adjacent or non-adjacent carbon atoms of a carbon chain or ring system; thus cyclic ethers. [5]

Equation of continuity - Any of a class of equations that express the fact that some quantity (mass, charge, energy, etc.) cannot be created or destroyed. Such equations typically specify that the rate of increase of the quantity in a given region of space equals the net current of the quantity flowing into the region.

Equation of state* - An equation relating the pressure, volume, and temperature of a substance or system.

Equilibrium constant (K)* - For a chemical reaction $aA + bB \rightleftharpoons cC + dD$, the equilibrium constant is defined by:

$$K = \frac{a_C^c \cdot a_D^d}{a_A^a \cdot a_B^b}$$

where a_i is the activity of component i . To a certain approximation, the activities can be replaced by concentrations. The equilibrium constant is related to $\Delta_r G^\circ$, the standard Gibbs energy change in the reaction, by $RT \ln K = -\Delta_r G^\circ$.

Equivalent conductance - See Conductivity, electrical

Erg (erg) - A non-SI (cgs) unit of energy, equal to 10^{-7} J.

Esters - Compounds formally derived from an oxoacid $\text{RC}(=\text{O})(\text{OH})$ and an alcohol, phenol, heteroarenol, or enol by linking, with formal loss of water from an acidic hydroxy group of the former and a hydroxy group of the latter. [5]

Esu - The electrostatic system of units, based upon the cm, g, and s plus the esu of charge (sometimes called the statcoulomb or franklin).

Ethers - Compounds with formula ROR , where R is not equal to H . [5]

Euler number (Eu) - A dimensionless quantity used in fluid mechanics, defined by $Eu = \Delta p / \rho v^2$, where p is pressure, ρ is density, and v is velocity. [2]

Eutectic - The point on a two-component solid-liquid phase diagram which represents the lowest melting point of any possible mixture. A liquid having the eutectic composition will freeze at a single temperature without change of composition.

Excitance (M) - Radiant energy flux leaving an element of a surface divided by the area of that element. [1]

Exciton - A localized excited state consisting of a bound electron-hole pair in a molecular or ionic crystal. The exciton can propagate through the crystal.

Exosphere - The outermost part of the earth's atmosphere, beginning at about 500 to 1000 km above the surface. It is characterized by densities so low that air molecules can escape into outer space.

Expansion coefficient - See thermal expansion coefficient.

Extended electron energy loss fine structure (EXELFS) - See Techniques for Materials Characterization, page 12-1.

Extended x-ray absorption fine structure (EXAFS) - See Techniques for Materials Characterization, page 12-1.

Extinction coefficient - See Absorption coefficient, molar

F-Center - See Color center

Fahrenheit temperature ($^\circ\text{F}$) - The temperature scale based on the assignment of $32^\circ\text{F} = 0^\circ\text{C}$ and a temperature interval of $^\circ\text{F} = (5/9)^\circ\text{C}$; i.e., $t/^\circ\text{F} = (9/5)t/^\circ\text{C} + 32$.

Farad (F)* - The SI unit of electric capacitance, equal to C/V . [1]

Faraday constant (F)* - The electric charge of 1 mol of singly charged positive ions; i.e., $F = N_A e$, where N_A is Avogadro's constant and e is the elementary charge. [1]

Faraday effect* - The rotation of the plane of plane-polarized light by a medium placed in a magnetic field parallel to the direction of the light beam. The effect can be observed in solids, liquids, and gasses.

Fatty acids - Aliphatic monocarboxylic acids derived from or contained in esterified form in an animal or vegetable fat, oil, or wax. Natural fatty acids commonly have a chain of 4 to 28 carbons (usually unbranched and even-numbered), which may be saturated or unsaturated. By extension, the term is sometimes used to embrace all acyclic aliphatic carboxylic acids. [5]

Fermat's principle - The law that a ray of light traversing one or more media will follow a path which minimizes the time required to pass between two given points.

Fermi (f) - Name sometimes used in nuclear physics for the femtometer.

Fermi level - The highest energy of occupied states in a solid at zero temperature. Sometimes called Fermi energy. The Fermi surface is the surface in momentum space formed by electrons occupying the Fermi level.

Fermi resonance - An effect observed in vibrational spectroscopy when an overtone of one fundamental vibration closely coincides in energy with another fundamental of the same symmetry species. It leads to a splitting of vibrational bands.

Fermi-Dirac distribution - A modification of the Boltzmann distribution which takes into account the Pauli exclusion principle. The number of particles of energy E is proportional to $[e^{(E-\mu)/kT} + 1]^{-1}$, where μ is a normalization constant, k the Boltzmann constant, and T the temperature. The distribution is applicable to a system of fermions.

Fermion - A particle that obeys Fermi-Dirac statistics. Specifically, any particle with spin equal to an odd multiple of $1/2$. Examples are the electron, proton, neutron, muon, etc.

Ferrimagnetism* - A type of magnetism in which the magnetic moments of atoms in a solid are ordered into two nonequivalent sublattices with unequal magnetic moments, leading to a nonzero magnetic susceptibility.

Ferrite - A ferrimagnetic material of nominal formula MFe_2O_4 , where M is a divalent metal; widely used in microwave switches and other solid state devices.

Ferroelectricity* - The retention of electric polarization by certain materials after the external field that produced the polarization has been removed.

Ferromagnetism* - A type of magnetism in which the magnetic moments of atoms in a solid are aligned within domains which can in turn be aligned with each other by a weak magnetic field. Some ferromagnetic materials can retain their magnetization when the external field is removed, as long as the temperature is below a critical value, the Curie temperature. They are characterized by a large positive magnetic susceptibility.

Fick's law - The statement that the flux J of a diffusing substance is proportional to the concentration gradient, i.e., $J = -D(dc/dx)$, where D is called the diffusion coefficient.

Field - A mathematical construct which describes the interaction between particles resulting from gravity, electromagnetism, or other physical phenomena. In classical physics a field is described by equations. Quantum field theory introduces operators to represent the physical observables.

Field emission microscopy (FEM) - See Techniques for Materials Characterization, page 12-1.

Field ion microscopy (FIM) - See Techniques for Materials Characterization, page 12-1.

Fine structure - The splitting in spectral lines that results from interactions of the electron spin with the orbital angular momentum.

Fine structure constant (α)* - Defined as $e^2/2hc\epsilon_0$, where e is the elementary charge, h Planck's constant, c the speed of light, and ϵ_0 the permittivity of a vacuum. It is a measure of the strength of the electromagnetic interaction between particles.

First radiation constant (c_1)* - Constant ($= 2\pi hc^2$) in the equation for the radiant exitance M_λ of a black body:

$$M_\lambda = \frac{c_1 \lambda^{-5} \Delta\lambda}{e^{c_2/\lambda T} - 1}$$

where λ is the wavelength, T is the temperature, and $c_2 = hc/k$ is the second radiation constant.

Flash point - The lowest temperature at which vapors above a volatile combustible substance will ignite in air when exposed to a flame. [10]

Fluence (F) - Term used in photochemistry to specify the energy per unit area delivered in a given time interval, for example by a laser pulse. [2]

Fluorocarbons - Compounds consisting solely of fluorine and carbon. [5]

Fluxoid - The quantum of magnetic flux in superconductivity theory, equal to $hc/2e$, where h is Planck's constant, c the velocity of light, and e the elementary charge.

Force (F) - The rate of change of momentum with time. [1]

Force constants (f, k)* - In molecular vibrations, the coefficients in the expression of the potential energy in terms of atom displacements from their equilibrium positions. In a diatomic molecule, $f = d^2V/dr^2$, where $V(r)$ is the potential energy and r is the interatomic distance. [2]

Fourier number (Fo) - A dimensionless quantity used in fluid mechanics, defined by $Fo = at/l^2$, where a is thermal diffusivity, t is time, and l is length. [2]

Fourier transform infrared spectroscopy (FTIR) - A technique for obtaining an infrared spectrum by use of an interferometer in which the path length of one of the beams is varied. A Fourier transformation of the resulting interferogram yields the actual spectrum. The technique is also used for NMR and other types of spectroscopy.

Fractals - Geometrical objects that are self-similar under a change of scale; i.e., they appear similar at all levels of magnification. They can be considered to have fractional dimensionality. Examples occur in diverse fields such as geography (rivers and shorelines), biology (trees), and solid state physics (amorphous materials).

Franck-Condon principle - An important principle in molecular spectroscopy which states that the nuclei in a molecule remain essentially stationary while an electronic transition is taking place. The physical interpretation rests on the fact that the electrons move much more rapidly than the nuclei because of their much smaller mass.

Franklin (Fr) - Name sometimes given to the unit of charge in the esu system.

Fraunhofer diffraction - Diffraction of light in situations where the source and observation point are so far removed that the wave surfaces may be considered planar.

Fraunhofer lines - Sharp absorption lines in the spectrum of sunlight, caused by absorption of the solar blackbody radiation by atoms near the sun's surface.

Free radical - See Radicals. The term "free radical" is often used more broadly for molecules that have a paramagnetic ground state (e.g., O_2) and sometimes for any transient or highly reactive molecular species.

Freezing point - See Melting point

Frequency (ν)* - Number of cycles of a periodic phenomenon divided by time. [1]

Fresnel diffraction - Diffraction of light in a situation where the source and observation point are sufficiently close together that the curvature of the wave surfaces must be taken into account.

Froude number (Fr) - A dimensionless quantity used in fluid mechanics, defined by $Fr = v/(lg)^{1/2}$, where v is velocity, l is length, and g is acceleration due to gravity. [2]

Fugacity (f_B) - For a gas mixture, the fugacity of component B is defined as the absolute activity λ_B times the limit, as the pressure p approaches zero at constant temperature, of p_B/λ_B . [2]

Fullerenes - Compounds composed solely of an even number of carbon atoms, which form a cage-like fused-ring polycyclic system with twelve five-membered rings and the rest six-membered rings. The archetypal example is [60]fullerene, where the atoms and bonds delineate a truncated icosahedron. The term has been broadened to include any closed cage structure consisting entirely of three-coordinate carbon atoms. [5]

Fulvalenes - The hydrocarbon fulvalene and its derivatives formed by substitution (and by extension, analogues formed

by replacement of one or more carbon atoms of the fulvalene skeleton by a heteroatom). [5]

Fulvenes - The hydrocarbon fulvene and its derivatives formed by substitution (and by extension, analogues formed by replacement of one or more carbon atoms of the fulvene skeleton by a heteroatom). [5]

Fundamental vibrational frequencies* - In molecular spectroscopy, the characteristic vibrational frequencies obtained when the vibrational energy is expressed in normal coordinates. They determine the primary features of the infrared and Raman spectra of the molecule.

γ - Name sometimes used for microgram.

γ-rays* - Electromagnetic radiation (photons) with energy greater than about 0.1 MeV (wavelength less than about 1 pm).

g-Factor of the electron* - The proportionality factor in the equation relating the magnetic moment μ of an electron to its total angular momentum quantum number J , i.e., $\mu = -g\mu_B J$, where μ_B is the Bohr magneton. Also called Landé factor.

Gal - A non-SI unit of acceleration, equal to 0.01 m/s. Also called galileo.

Gallon (US) - A unit of volume equal to 3.785412 L.

Gallon (UK, Imperial) - A unit of volume equal to 4.546090 L.

Gauss (G) - A non-SI unit of magnetic flux density (B) equal to 10^{-4} T.

Gaussian system of units - A hybrid system used in electromagnetic theory, which combines features of both the esu and emu systems.

Gel - A colloidal system with a finite, but usually rather small, yield stress (the shear stress at which yielding starts abruptly). [3]

Genetic code* - The set of relations between each of the 64 codons of DNA and a specific amino acid (or other genetic instruction).

Gibbs energy (G)* - An important function in chemical thermodynamics, defined by $G = H - TS$, where H is the enthalpy, S the entropy, and T the thermodynamic temperature. Sometimes called Gibbs free energy and, in older literature, simply "free energy". [2]

Gibbs phase rule - The relation $F = C - P + 2$, where C is the number of components in a mixture, P is the number of phases, and F is the degrees of freedom, i.e., the number of intensive variables that can be changed independently without affecting the number of phases.

Glass transition temperature* - The temperature at which an amorphous polymer is transformed, in a reversible way, from a viscous or rubbery condition to a hard and relatively brittle one. [10]

Glow discharge mass spectroscopy (GDMS) - See Techniques for Materials Characterization, page 12-1.

Gloun - A hypothetical particle postulated to take part in the binding of quarks, in analogy to the role of the photon in electromagnetic interactions.

Glycerides - Esters of glycerol (propane-1,2,3-triol) with fatty acids, widely distributed in nature. They are by long-established custom subdivided into triglycerides, 1,2- or 1,3-diglycerides, and 1- or 2-monoglycerides, according to the number and positions of acyl groups. [5]

Glycols - Dihydric alcohols in which two hydroxy groups are on different carbon atoms, usually but not necessarily adjacent. Also called diols. [5]

Grain (gr) - A non-SI unit of mass, equal to 64.79891 mg.

Grain boundary - The interface between two regions of different crystal orientation.

Grashof number (Gr) - A dimensionless quantity used in fluid mechanics, defined by $Gr = \beta g \alpha \Delta T l^3 / \eta^2$, where T is temperature, ρ is density, l is length, η is viscosity, α is cubic expansion coefficient, and g is acceleration of gravity. [2]

Gravitational constant (G)* - The universal constant in the equation for the gravitational force between two particles, $F = Gm_1 m_2 / r^2$, where r is the distance between the particles and m_1 and m_2 are their masses. [1]

Gray (Gy)* - The SI unit of absorbed dose of radiation, equal to J/kg. [1]

Gregorian calendar - The modification of the Julian calendar introduced in 1582 by Pope Gregory XII which specified that a year divisible by 100 is a leap year only if divisible by 400.

Grignard reagents - Organomagnesium halides, RMgX , having a carbon-magnesium bond (or their equilibrium mixtures in solution with $\text{R}_2\text{Mg} + \text{MgX}_2$). [5]

Gruneisen parameter (γ) - Defined by $\gamma = \alpha_V / \kappa c_V \rho$, where α_V is the cubic thermal expansion coefficient, κ is the isothermal compressibility, c_V is the specific heat capacity at constant volume, and ρ is the mass density. γ is independent of temperature for most crystalline solids. [1]

Gyromagnetic ratio (γ) - Ratio of the magnetic moment of a particle to its angular momentum. Also called magnetogyric ratio.

Hadron - Any elementary particle that can take part in the strong interaction. Hadrons are subdivided into baryons, with odd half integer spins, and mesons, which have zero or integral spin.

Hall effect* - The development of a transverse potential difference V in a conducting material when subjected to a magnetic field H perpendicular to the direction of the current. The potential difference is given by $V = R_H B J t$, where B is the magnetic induction, J the current density, t the thickness of the specimen in the direction of the potential difference, and R_H is called the Hall coefficient.

Halocarbon - A compound containing no elements other than carbon, hydrogen, and one or more halogens. In common practice, the term is used mainly for compounds of no more than four or five carbon atoms.

Halogens - The elements F, Cl, Br, I, and At. Compounds of these elements are called halogenides or halides. [7]

Hamiltonian (H) - An expression for the total energy of a mechanical system in terms of the momenta and positions of constituent particles. In quantum mechanics, the Hamiltonian operator appears in the eigenvalue equation $H\psi = E\psi$, where E is an energy eigenvalue and ψ the corresponding eigenfunction.

Hardness* - The resistance of a material to deformation, indentation, or scratching. Hardness is measured on various scales, such as Mohs, Brinell, Knoop, Rockwell, and Vickers. [10]

Hartmann number (Ha) - A dimensionless quantity used in plasma physics, defined by $Ha = Bl(\kappa/\eta)^{1/2}$, where B is magnetic flux density, l is length, κ is electric conductivity, and η is viscosity. [2]

Hartree (E_h)* - An energy unit used in atomic and molecular science, equal to approximately $4.3597482 \times 10^{-18}$ J.

Hartree-Fock method - A iterative procedure for solving the Schrödinger equation for an atom or molecule in which the equation is solved for each electron in an initial assumed po-

tential from all the other electrons. The new potential that results is used to repeat the calculation and the procedure continued until convergence is reached. Also called self-consistent field (SCF) method.

Heat capacity* - Defined in general as dQ/dT , where dQ is the amount of heat that must be added to a system to increase its temperature by a small amount dT . The heat capacity at constant pressure is $C_p = (\partial H/\partial T)_p$; that at constant volume is $C_v = (\partial E/\partial T)_v$, where H is enthalpy, E is internal energy, p is pressure, V is volume, and T is temperature. An upper case C normally indicates the molar heat capacity, while a lower case c is used for the specific (per unit mass) heat capacity. [1]

Heat of formation, vaporization, etc. - See corresponding terms under Enthalpy.

Hectare (ha) - A unit of area equal to 10^4 m². [1]

Heisenberg uncertainty principle - The statement that two observable properties of a system that are complementary, in the sense that their quantum-mechanical operators do not commute, cannot be specified simultaneously with absolute precision. An example is the position and momentum of a particle; according to this principle, the uncertainties in position Δq and momentum Δp must satisfy the relation $\Delta p \Delta q \geq h/4\pi$, where h is Planck's constant.

Heitler-London model - An early quantum-mechanical model of the hydrogen atom which introduced the concept of the exchange interaction between electrons as the primary reason for stability of the chemical bond.

Helicon - A low-frequency wave generated when a metal at low temperature is exposed to a uniform magnetic field and a circularly polarized electric field.

Helmholz energy (A) - A thermodynamic function defined by $A = E - TS$, where E is the energy, S the entropy, and T the thermodynamic temperature. [2]

Hemiacetals - Compounds having the general formula $R_2C(OH)OR'$ (R' not equal to H). [5]

Henry (H)* - The SI unit of inductance, equal to Wb/A. [1]

Henry's law* - An expression which applies to an ideal dilute solution in which one or more gasses are dissolved, viz., $p_i = H_i x_i$, where p_i is the partial pressure of component i above the solution, x_i is its mole fraction in the solution, and H_i is the Henry's law constant (a characteristic of the given gas and solvent, as well as the temperature).

Hermitian operator - An operator A that satisfies the relation $\int u_m^* A u_n dx = (\int u_n^* A u_m dx)^*$, where $*$ indicates the complex conjugate. The eigenvalues of Hermitian operators are real, and eigenfunctions belonging to different eigenvalues are orthogonal.

Hertz (Hz) - The SI unit of frequency, equal to s⁻¹. [1]

Heterocyclic compounds - Cyclic compounds having as ring members atoms of at least two different elements, e.g., quino-line, 1,2-thiazole, bicyclo[3.3.1]tetrasiloxane. [5]

Heusler alloys - Alloys of manganese, copper, aluminum, nickel, and sometimes other metals which find important uses as permanent magnets.

Holography - A technique for creating a three-dimensional image of a object by recording the interference pattern between a light beam diffracted from the object and a reference beam. The image can be reconstructed from this pattern by a suitable optical system.

Homopolymer - A polymer derived from one species of (real, implicit, or hypothetical) monomer. [8]

Hooke's law - The statement that the ratio of stress to strain is a constant in a totally elastic medium.

Horse power - A non-SI unit of energy, equal to approximately 746 W.

Hubble constant - The ratio of the recession velocity of an extragalactic object to the distance of that object. Its value is about 2×10^{-18} s⁻¹.

Huckel theory - A simple approximation for calculating the energy of conjugated molecules in which only the resonance integrals between neighboring bonds are considered. Also called CNDO method (complete neglect of differential overlap).

Hume-Rothery rules - A set of empirical rules for predicting the occurrence of solid solutions in metallic systems. The rules involve size, crystal structure, and electronegativity.

Hund's rules - A series of rules for predicting the sequence of energy states in atoms and molecules. One of the important results is that when two electrons exist in different orbitals, the state with their spins parallel (triplet state) lies at lower energy than the state with antiparallel spins (singlet).

Hydrazines - Hydrazine (diazane), H_2NNH_2 , and its hydrocarbyl derivatives. When one or more substituents are acyl groups, the compound is a hydrazide. [5]

Hydrocarbon - A compound containing only carbon and hydrogen. [5]

Hydrolysis - A reaction occurring in water in which a chemical bond is cleaved and a new bond formed with the oxygen atom of water.

Hyperfine structure - Splitting of energy levels and spectral lines into several closely spaced components as a result of interaction of nuclear spin angular momentum with other angular momenta in the atom or molecule.

Hysteresis* - An irreversible response of a system (parameter A) as a function of an external force (parameter F), usually symmetric with respect to the origin of the A vs. F graph after the initial application of the force. A common example is magnetic induction vs. magnetic field strength in a ferromagnet.

Ideal gas law - The equation of state $pV = RT$, which defines an ideal gas, where p is pressure, V molar volume, T temperature, and R the molar gas constant.

Ideal solution - A solution in which solvent-solvent and solvent-solute interactions are identical, so that properties such as volume and enthalpy are exactly additive. Ideal solutions follow Raoult's law, which states that the vapor pressure p_i of component i is $p_i = x_i p_i^*$, where x_i is the mole fraction of component i and p_i^* the vapor pressure of the pure substance i .

Ignition temperature* - The lowest temperature at which combustion of a material will occur spontaneously under specified conditions. Sometimes called autoignition temperature, kindling point. [10]

Imides - Diacyl derivatives of ammonia or primary amines, especially those cyclic compounds derived from diacids. Also used for salts having the anion RN_2^- . [5]

Impedance (Z) - The complex representation of potential difference divided by the complex representation of current. In terms of reactance X and resistance R , the impedance is given by $Z = R + iX$. [1]

Index of refraction (n)* - For a non-absorbing medium, the ratio of the velocity of electromagnetic radiation *in vacuo* to the phase velocity of radiation of a specified frequency in the medium. [1]

- Inductance** - The ratio of the electromagnetic force induced in a coil by a current to the rate of change of the current.
- Inductive coupled plasma mass spectroscopy (ICPMS)** - See Techniques for Materials Characterization, page 12-1.
- Inertial defect** - In molecular spectroscopy, the quantity $I_c - I_a - I_b$ for a molecule whose equilibrium configuration is planar, where I_a , I_b , and I_c are the effective principal moments of inertia. The inertial defect for a rigid planar molecule would be zero, but vibration-rotation interactions in a real molecule lead to a positive inertial defect.
- Insulator** - A material in which the highest occupied energy band (valence band) is completely filled with electrons, while the next higher band (conduction band) is empty. Solids with an energy gap of 5 eV or more are generally considered as insulators at room temperature. Their conductivity is less than 10^{-6} S/m and increases with temperature.
- Intercalation compounds** - Compounds resulting from reversible inclusion, without covalent bonding, of one kind of molecule in a solid matrix of another compound, which has a lamellar structure. The host compound, a solid, may be macromolecular, crystalline, or amorphous. [5]
- International System of Units (SI)*** - The unit system adopted by the General Conference on Weights and Measures in 1960. It consists of seven base units (meter, kilogram, second, ampere, kelvin, mole, candela), plus derived units and prefixes. [1]
- International Temperature Scale (ITS-90)*** - The official international temperature scale adopted in 1990. It consists of a set of fixed points and equations which enable the thermodynamic temperature to be determined from operational measurements. [9]
- Ion** - An atomic or molecular particle having a net electric charge. [3]
- Ion exchange** - A process involving the adsorption of one or several ionic species accompanied by the simultaneous desorption (displacement) of one or more other ionic species. [3]
- Ion neutralization spectroscopy (INS)** - See Techniques for Materials Characterization, page 12-1.
- Ionic strength (I)** - A measure of the total concentration of ions in a solution, defined by $I = 1/2 \sum_i z_i^2 m_i$, where z_i is the charge of ionic species i and m_i is its molality. For a 1-1 electrolyte at molality m , $I = m$.
- Ionization constant*** - The equilibrium constant for a reaction in which a substance in solution dissociates into ions.
- Ionization potential*** - The minimum energy required to remove an electron from an isolated atom or molecule (in its vibrational ground state) in the gaseous phase. More properly called ionization energy. [3]
- Irradiance (E)** - The radiant energy flux incident on an element of a surface, divided by the area of that element. [1]
- Isentropic process** - A thermodynamic process in which the entropy of the system does not change.
- Ising model** - A model describing the coupling between two atoms in a ferromagnetic lattice, in which the interaction energy is proportional to the negative of the product of the spin components along a specified axis.
- Isobar** - A line connecting points of equal pressure on a graphical representation of a physical system.
- Isochore** - A line or surface of constant volume on a graphical representation of a physical system.
- Isoelectric point*** - The pH of a solution or dispersion at which the net charge on the macromolecules or colloidal particles is zero. In electrophoresis there is no motion of the particles in an electric field at the isoelectric point.
- Isomers** - In chemistry, compounds that have identical molecular formulas but differ in the nature or sequence of bonding of their atoms or in the arrangement of their atoms in space. In physics, nuclei of the same atomic number Z and mass number A but in different energy states. [3]
- Isomorphs** - Substances of different chemical nature but having the same crystal structure.
- Isotactic macromolecule** - A tactic macromolecule, essentially comprising only one species of repeating unit which has chiral or prochiral atoms in the main chain in a unique arrangement with respect to its adjacent constitutional units. [8]
- Isotherm** - A line connecting points of equal temperature on a graphical representation of a physical system.
- Isothermal process** - A thermodynamic process in which the temperature of the system does not change.
- Isotones** - Nuclides having the same neutron number N but different atomic number Z . [3]
- Isotopes** - Two or more nuclides with the same atomic number Z but different mass number A . The term is sometimes used synonymously with nuclide, but it is preferable to reserve the word nuclide for a species of specific Z and A . [3]
- Jahn-Teller effect** - An interaction of vibrational and electronic motions in a nonlinear molecule which removes the degeneracy of certain electronic energy levels. It can influence the spectrum, crystal structure, and magnetic properties of the substance.
- Johnson noise** - Electrical noise generated by random thermal motion of electrons in a conductor or semiconductor. Also called thermal noise.
- Josephson effect** - The tunneling of electron pairs through a thin insulating layer which separates two superconductors. When a potential difference is applied to the superconductors, an alternating current is generated whose frequency is precisely proportional to the potential difference. This effect has important applications in metrology and determination of fundamental physical constants.
- Joule (J)*** - The SI unit of energy, equal to N m. [1]
- Joule-Thomson coefficient (μ)** - A parameter which describes the temperature change when a gas expands adiabatically through a nozzle from a high pressure to a low pressure region. It is defined by $\mu = (\partial T / \partial p)_{H,P}$ where H is enthalpy.
- Julian calendar** - The calendar introduced by Julius Caesar in 46 B.C. which divided the year into 365 days with a leap year of 366 days every fourth year.
- Julian date (JD)** - The number of days elapsed since noon Greenwich Mean Time on January 1, 4713 B.C. Thus January 1, 2000, 0h (midnight) will be JD 2,451,543.5. This dating system was introduced by Joseph Scaliger in 1582.
- Kaon** - One of the elementary particles in the family of mesons. Kaons have a spin of zero and may be neutral or charged.
- Kelvin (K)*** - The SI base unit of thermodynamic temperature. [1]
- Kepler's laws** - The three laws of planetary motion, which established the elliptical shape of planetary orbits and the relation between orbital dimensions and the period of rotation.

- Kerr effect*** - An electrooptical effect in which birefringence is induced in a liquid or gas when a strong electric field is applied perpendicular to the direction of an incident light beam. The Kerr constant k is given by $n_1 - n_2 = k\lambda E^2$, where λ is the wavelength, E is the electric field strength, and n_1 and n_2 are the indices of refraction of the ordinary and extraordinary rays, respectively.
- Ketenes** - Compounds in which a carbonyl group is connected by a double bond to an alkylidene group: $R_2C=C=O$. [5]
- Ketones** - Compounds in which a carbonyl group is bonded to two carbon atoms: $R_1R_2C=O$ (neither R may be H). [5]
- Kilogram (kg)*** - The SI base unit of mass. [1]
- Kinetic energy (E_k , T)** - The energy associated with the motion of a system of particles in a specified reference frame. For a single particle of mass m moving at velocity v , $E_k = 1/2mv^2$.
- Kirchhoff's laws** - Basic rules for electric circuits, which state (a) the algebraic sum of the currents at a network node is zero and (b) the algebraic sum of the voltage drops around a closed path is zero.
- Klein-Gordon equation** - A relativistic extension of the Schrödinger equation.
- Klein-Nishima formula** - An expression for the scattering cross section of a photon by an unbound electron, based upon the Dirac electron theory.
- Knight shift** - The change in magnetic resonance frequency of a nucleus in a metal relative to the same nucleus in a diamagnetic solid. The effect is due to the polarization of the conduction electrons in the metal.
- Knudsen number (Kn)** - A dimensionless quantity used in fluid mechanics, defined by $Kn = \lambda/l$, where λ is mean free path and l is length. [2]
- Kondo effect** - A large increase in electrical resistance observed at low temperatures in certain dilute alloys of a magnetic metal in a nonmagnetic material.
- Kramers-Kronig relation** - A set of equations relating the real and imaginary parts of the index of refraction of a medium
- Lactams** - Cyclic amides of amino carboxylic acids, having a 1-azacycloalkan-2-one structure, or analogues having unsaturation or heteroatoms replacing one or more carbon atoms of the ring. [5]
- Lactones** - Cyclic esters of hydroxy carboxylic acids, containing a 1-oxacycloalkan-2-one structure, or analogues having unsaturation or heteroatoms replacing one or more carbon atoms of the ring. [5]
- Lagrangian function (L)** - A function used in classical mechanics, defined as the kinetic energy minus the potential energy for a system of particles.
- Lamb shift** - The small energy difference between the $^2S_{1/2}$ and $^2P_{1/2}$ levels in the hydrogen atom, which results from interactions between the electron and the radiation field.
- Laminar flow** - Smooth, uniform, non-turbulent flow of a gas or liquid in parallel layers, with little mixing between layers. It is characterized by small values of the Reynolds number.
- Landé g-factor** - See g-Factor of the electron
- Langevin function** - The mathematical function $L(x) = (e^x + e^{-x}) / (e^x - e^{-x}) - 1/x$, which occurs in the expression for the average dipole moment of a group of rotating polar molecules in an electric field: $\mu_{av} = \mu L(\mu E/kT)$, where μ is the electric dipole moment of a single molecule, E is the electric field strength, k is the Boltzmann constant, and T is the temperature.
- Lanthanides** - The elements of atomic number 57 through 71, which share common chemical properties: La, Ce, Pr, Nd, Pm, Sm, Eu, Gd, Tb, Dy, Ho, Er, Tm, Yb, Lu. [7]
- Larmor frequency (ν_L)** - The precession frequency of a magnetic dipole in an applied magnetic field. In particular, a nucleus in a magnetic field of strength B has a Larmor frequency of $\gamma B/2\pi$, where γ is the magnetogyric ratio of the nucleus.
- Laser*** - A device in which an optical cavity is filled with a medium where a population inversion can be produced by some means. When the resonant frequency of the cavity bears the proper relation to the separation of the inverted energy levels, stimulated emission occurs, producing a highly monochromatic, coherent beam of light.
- Laser ionization mass spectroscopy (LIMS)** - See Techniques for Materials Characterization, page 12-1.
- Lattice constants*** - Parameters specifying the dimensions of a unit cell in a crystal lattice, specifically the lengths of the cell edges and the angles between them.
- Lattice energy*** - The energy per ion pair required to separate completely the ions in a crystal lattice at a temperature of absolute zero.
- Laue diagram** - A diffraction pattern produced when an x-ray beam passes through a thin slice of a crystal and impinges on a detector behind the crystal.
- Lenz's law** - The statement that the current induced in a circuit by a change in magnetic flux is so directed as to oppose the change in flux
- Leonard-Jones potential** - A simple but useful function for approximating the interaction between two neutral atoms or molecules separated by a distance r by writing the potential energy as $U(r) = 4\epsilon\{(r_0/r)^{12} - (r_0/r)^6\}$, where ϵ and r_0 are adjustable parameters. In this form the depth of the potential well is ϵ and the minimum occurs at $2^{1/6}r_0$. The $(1/r)^{12}$ term is often replaced by other powers of $1/r$.
- Lepton** - One of the class of elementary particles that do not take part in the strong interaction. Included are the electron, muon, and neutrino. All leptons have a spin of $1/2$.
- Lewis number (Le)** - A dimensionless quantity used in fluid mechanics, defined by $Le = a/D$, where a is thermal diffusivity and D is diffusion coefficient. [2]
- Ligand field theory** - A description of the structure of crystals containing a transition metal ion surrounded by nonmetallic ions (ligands). It is based on construction of molecular orbitals involving the d -orbitals of the central metal ion and combinations of atomic orbitals of the ligands.
- Light year (l.y.)** - A unit of distance used in astronomy, defined as the distance light travels in one year in a vacuum. Its approximate value is 9.46073×10^{15} m.
- Lignins** - Macromolecular constituents of wood related to lignans, composed of phenolic propylbenzene skeletal units, linked at various sites and apparently randomly. [5]
- Ligroin** - The petroleum fraction consisting mostly of C_7 and C_8 hydrocarbons and boiling in the range 90-140°C; commonly used as a laboratory solvent.
- Lipids** - A loosely defined term for substances of biological origin that are soluble in nonpolar solvents. They consist of saponifiable lipids, such as glycerides (fats and oils) and phospholipids, as well as nonsaponifiable lipids, principally steroids. [5]
- Lipoproteins** - Clathrate complexes consisting of a lipid wrapped in a protein host without covalent binding, in such a way that

the complex has a hydrophilic outer surface consisting of all the protein and the polar ends of any phospholipids. [5]

Liter (L)* - A synonym for cubic decimeter. [1]

Lithosphere* - The outer layer of the solid earth, extending from the base of the mantle to the surface of the crust.

Lorentz contraction - The reduction in length of a moving body in the direction of motion, given by the factor $(1-v^2/c^2)^{1/2}$, where v is the velocity of the body and c the velocity of light. Also known as the FitzGerald-Lorentz contraction.

Lorentz force - The force exerted on a point charge Q moving at velocity v in the presence of external fields E and B . It is given (in SI units) by $F = Q(E + v \times B)$.

Loss angle (δ) - For a dielectric material in an alternating electromagnetic field, δ is the phase difference between the current and the potential difference. The function $\tan \delta$ is a measure of the ratio of the power dissipated in the dielectric to the power stored.

Low energy electron diffraction (LEED) - See Techniques for Materials Characterization, page 12-1.

Lumen (lm)* - The SI unit of luminous flux, equal to cd sr. [1]

Luminous flux (Φ) - The intensity of light from a source multiplied by the solid angle. The SI unit is lumen. [1]

Lux (lx)* - The SI unit of illuminance, equal to cd sr m⁻². [1]

Lyddane-Sachs-Teller relation - A relation between the phonon frequencies and dielectric constants of an ionic crystal which states that $(\omega_T/\omega_L)^2 = \epsilon(\infty)/\epsilon(0)$, where ω_T is the angular frequency of transverse optical phonons, ω_L that of longitudinal optical phonons, $\epsilon(0)$ is the static dielectric constant, and $\epsilon(\infty)$ the dielectric constant at optical frequencies.

Lyman series - The series of lines in the spectrum of the hydrogen atom which corresponds to transitions between the ground state (principal quantum number $n = 1$) and successive excited states. The wavelengths are given by $1/\lambda = R_H(1-1/n^2)$, where $n = 2, 3, 4, \dots$ and R_H is the Rydberg constant for hydrogen. The first member of the series ($n = 1 \leftrightarrow 2$), which is often called the Lyman- α line, falls at a wavelength of 1216 Å, and the series converges at 912 Å, the ionization limit of hydrogen.

Mach number (Ma) - A dimensionless quantity used in fluid mechanics, defined by $Ma = v/c$, where v is velocity and c is the speed of sound. [2]

Macromolecule - A molecule of high relative molecular mass (molecular weight), the structure of which essentially comprises the multiple repetition of units derived, actually or conceptually, from molecules of low relative molecular mass [8]

Madelung constant* - A constant characteristic of a particular crystalline material which gives a measure of the electrostatic energy binding the ions in the crystal.

Magnetic field strength (H) - An axial vector quantity, the curl of which is equal to the current density, including the displacement current. [1]

Magnetic induction (B) - An axial vector quantity such that the force exerted on an element of current is equal to the vector product of this element and the magnetic induction. [1]

Magnetic moment - See Dipole moment, magnetic.

Magnetic susceptibility (χ_m, κ)* - Defined by $\chi_m = (\mu - \mu_0)/\mu_0$, where μ is the permeability of the medium and μ_0 the permeability of a vacuum. [1]

Magnetization (M) - Defined by $M = (B/\mu_0) - H$, where B is magnetic induction, H magnetic field strength, and μ_0 the permeability of a vacuum. [1]

Magnetogyric ratio (γ) - Ratio of the magnetic moment of a particle to its angular momentum. Also called gyromagnetic ratio.

Magneton - See Bohr magneton, Nuclear magneton.

Magnetostriction* - The change in dimensions of a solid sample when it is placed in a magnetic field.

Magnon - A quantum of magnetic energy associated with a spin wave in a ferromagnetic or antiferromagnetic crystal.

Mantle - The layer of the earth between the crust and the liquid outer core, which begins about 2900 km below the earth's surface.

Maser - A device in which a microwave cavity is filled with a medium where a population inversion can be produced by some means. When the resonant frequency of the cavity bears the proper relation to the separation of the inverted energy levels, the device can serve as an amplifier or oscillator at that frequency.

Mass (m)* - Quantity of matter. Mass can also be defined as "resistance to acceleration".

Mass defect (B) - Defined by $B = Zm(^1\text{H}) + Nm_n - m_a$, where Z is the atomic number, $m(^1\text{H})$ is the mass of the hydrogen atom, N is the neutron number, m_n is the rest mass of the neutron, and m_a is the mass of the atom in question. Thus Bc^2 can be equated to the binding energy of the nucleus if the binding energy of atomic electrons is neglected. [1]

Mass excess (Δ) - Defined by $\Delta = m_a - Am_u$, where m_a is the mass of the atom, A the number of nucleons, and m_u the unified atomic mass constant ($m_u = 1$ u). [1]

Mass fraction (w_B) - The ratio of the mass of substance B to the total mass of a mixture. [1]

Mass number (A) - A characteristic property of a specific isotope of an element, equal to the sum of the number of protons and neutrons in the nucleus.

Mass spectrometry - An analytical technique in which ions are separated according to the mass/charge ratio and detected by a suitable detector. The ions may be produced by electron impact on a gas, a chemical reaction, energetic vaporization of a solid, etc. [6]

Massieu function - A thermodynamic function defined by $J = -A/T$, where A is the Helmholtz energy and T the thermodynamic temperature. [2]

Matthiessen's rule - The statement that the electrical resistivity ρ of a metal can be written as $\rho = \rho_L + \rho_i$, where ρ_L is due to scattering of conduction electrons by lattice vibrations and ρ_i to scattering by impurities and imperfections. If the impurity concentration is small, ρ_i is temperature independent.

Maxwell (Mx)* - A non-SI unit of magnetic field strength (H) equal to 10⁻⁸ Wb. [1]

Maxwell's equations - The fundamental equations of electromagnetism. In a form appropriate to SI units, they are:

$$\begin{aligned}\text{curl } H &= \partial D / \partial t + j \\ \text{div } B &= 0 \\ \text{curl } E &= -\partial B / \partial t \\ \text{div } D &= \rho\end{aligned}$$

where H is the magnetic field strength, B the magnetic induction, E the electric field strength, D the electric displacement, j the current density, ρ the charge density, and t is time.

Maxwell-Boltzmann distribution - An expression for the fraction of molecules $f(v)$ in a gas that have velocity v within a specified interval. It takes the form

$$f(v) = 4\pi(M/2\pi RT)^{3/2} v^2 e^{-Mv^2/2RT}$$

where M is the molar mass, R the molar gas constant, and T the temperature.

Mean free path* - The average distance a gas molecule travels between collisions.

Meissner effect - The complete exclusion of magnetic induction from the interior of a superconductor.

Melting point* - The temperature at which the solid and liquid phases of a substance are in equilibrium at a specified pressure (normally taken to be atmospheric unless stated otherwise).

Mercaptans - A traditional term abandoned by IUPAC, synonymous with thiols. This term is still widely used. [5]

Meson - Any elementary particle that has zero or integral spin. Mesons are responsible for the forces between protons and neutrons in the nucleus.

Mesosphere - The part of the earth's atmosphere extending from the top of the stratosphere (about 50 km above the surface) to 80-90 km. It is characterized by a decrease in temperature with increasing altitude.

Metal - A material in which the highest occupied energy band (conduction band) is only partially filled with electrons. The electrical conductivity of metals generally decreases with temperature.

Metalloenes - Organometallic coordination compounds in which one atom of a transition metal such as iron, ruthenium or osmium is bonded to and only to the face of two cyclopentadienyl ligands which lie in parallel planes. [5]

Meter (m)* - The SI base unit of length. [1]

Methine group - In organic compounds, the $-C=$ group. [5]

Mho - An archaic name for the SI unit siemens (reciprocal ohm).

Micelle - A particle formed by the aggregation of surfactant molecules (typically, 10 to 100 molecules) in solution. For aqueous solutions, the hydrophilic end of the molecule is on the surface of the micelle, while the hydrophobic end (often a hydrocarbon chain) points toward the center. At the critical micelle concentration (cmc) the previously dissolved molecules aggregate into a micelle.

Micron (μ) - An obsolete name for micrometer.

Mie scattering - The scattering of light by spherical dielectric particles whose diameter is comparable to the wavelength of the light.

Milky way - The band of light in the night sky resulting from the stars in the galactic plane. The term is also used to denote the galaxy in which the sun is located.

Miller indices (hkl) - A set of indices used to label planes in a crystal lattice. [2]

Millimeter of mercury (mmHg) - A non-SI unit of pressure, equal to 133.322 Pa. The name is generally considered interchangeable with torr.

Mobility (μ)* - In solid state physics, the drift velocity of electrons or holes in a solid divided by the applied electric field strength. The term is used in a similar sense in other fields.

Molality (m) - A measure of concentration of a solution in which one states the amount of substance (i.e., number of moles) of solute per kilogram of solvent. Thus a 0.1 molal solution (often written as 0.1 m) has $m = 0.1$ mol/kg.

Molar mass - The mass of one mole of a substance. It is normally expressed in units of g/mol, in which case its numerical value is identical with the molecular weight (relative molecular mass). [1]

Molar quantity - It is often convenient to express an extensive quantity (e.g., volume, enthalpy, heat capacity, etc.) as the actual value divided by amount of substance (number of moles). The resulting quantity is called molar volume, molar enthalpy, etc

Molar refraction (R) - A property of a dielectric defined by the equation $R = V_m [(n^2-1)/(n^2+2)]$, where n is the index of refraction of the medium (at optical wavelengths) and V_m the molar volume. It is related to the polarizability α of the molecules that make up the medium by the Lorenz-Lorentz equation, $R = N_A \alpha / 3\epsilon_0$, where N_A is Avogadro's constant and ϵ_0 is the permittivity of a vacuum.

Molarity (c) - A measure of concentration of a solution in which one states the amount of substance (i.e., number of moles) of solute per liter of solution. Thus a 0.1 molar solution (often referred to as 0.1 M) has a concentration $c = 0.1$ mol/L.

Mole (mol)* - The SI base unit of amount of substance. [1]

Mole fraction (x_B) - The ratio of the amount of substance (number of moles) of substance B to the total amount of substance in a mixture. [1]

Molecular orbital - See Orbital.

Molecular weight (M_r)* - The ratio of the average mass per molecule or specified entity of a substance to 1/12 of the mass of nuclide ^{12}C . Also called relative molar (or molecular) mass. [1]

Moment of inertia (I) - The moment of inertia of a body about an axis is the sum (or integral) of the products of its elements of mass and the squares of their distances from the axis. [1]

Momentum (p) - The product of mass and velocity. [1]

Monomer - A substance consisting of molecules which can undergo polymerization, thereby contributing constitutional units to the essential structure of a macromolecule. [8]

Monosaccharides - A term which includes aldoses, ketoses, and a wide variety of derivatives. [5]

Mössbauer effect - The recoilless emission of γ -rays from nuclei bound in a crystal under conditions where the recoil energy associated with the γ emission is taken up by the crystal as a whole. This results in a very narrow line width, which can be exploited in various types of precise measurements.

Muon* - An unstable elementary particle of spin 1/2 and mass about 200 times that of the electron.

Naphtha - The petroleum fraction consisting mostly of C_6 to C_8 hydrocarbons and boiling in the range 80-120°C. Solvents derived from this fraction include ligroin and petroleum ether.

Nautical mile - A non-SI unit of length, equal to exactly 1852 m.

Navier-Stokes equations - A set of complex equations for the motion of a viscous fluid subject to external forces.

Néel temperature (T_N)* - The critical temperature above which an antiferromagnetic substance becomes paramagnetic. [1]

Nernst effect - The production of an electric field in a conductor subject to an applied magnetic field and containing a transverse temperature gradient. The electric field is perpendicular to the magnetic field and the temperature gradient.

Network - In polymer science, a highly ramified macromolecule in which essentially each constitutional unit is connected to each other constitutional unit and to the macroscopic phase boundary by many permanent paths through the macromolecule, the number of such paths increasing with the number of intervening bonds. The paths must on the average be coextensive with the macromolecule. [8]

Neutrino - A stable elementary particle in the lepton family. Neutrinos have zero (or at least near-zero) rest mass and spin 1/2.

Neutron* - An elementary particle on spin 1/2 and zero charge. The free neutron has a mean lifetime of 887 seconds. Neutrons and protons, which are collectively called nucleons, are the constituents of the nucleus.

Neutron activation analysis (NAA) - See Techniques for Materials Characterization, page 12-1.

Neutron number (N) - A characteristic property of a specific isotope of an element, equal to the number of neutrons in the nucleus.

Newton (N)* - The SI unit of force, equal to m kg s^{-2} . [1]

Nitriles - Compounds having the structure $\text{RC}\equiv\text{N}$; thus C-substituted derivatives of hydrocyanic acid, $\text{HC}\equiv\text{N}$. [5]

Nitrosamines - N-Nitroso amines: compounds of the structure R_2NNO . Compounds RNHNO are not ordinarily isolatable, but they, too, are nitrosamines. The name is a contraction of N-nitrosoamine and, as such, does not require the N locant. [5]

Nuclear magnetic resonance (NMR)* - A widely used technique in which the resonant absorption of radiofrequency radiation by magnetic nuclei in a magnetic field is measured. The results give important information on the local environment of each nucleus.

Nuclear magneton (μ_N)* - The unit of nuclear magnetic moment, defined as $eh/4\pi m_p$, where h is Planck's constant, m_p the proton mass, and e the elementary charge.

Nuclear quadrupole resonance (NQR) - See Techniques for Materials Characterization, page 12-1.

Nuclear reaction analysis (NRA) - See Techniques for Materials Characterization, page 12-1.

Nuclear spin (I) - The quantum number that specifies the intrinsic angular momentum of a particular nucleus. The magnitude of the angular momentum is given by $[I(I+1)]^{1/2} h/2\pi$, where h is Planck's constant.

Nucleic acids* - Macromolecules, the major organic matter of the nuclei of biological cells, made up of nucleotide units, and hydrolyzable into certain pyrimidine or purine bases (usually adenine, cytosine, guanine, thymine, uracil), D-ribose or 2-deoxy-D-ribose. [5]

Nucleon - A collective term for the proton and neutron.

Nucleosides - Ribosyl or deoxyribosyl derivatives (rarely, other glycosyl derivatives) of certain pyrimidine or purine bases. They are thus glycosylamines or N-glycosides related to nucleotides by the lack of phosphorylation. [5]

Nucleotides - Compounds formally obtained by esterification of the 3' or 5' hydroxy group of nucleosides with phosphoric acid. They are the monomers of nucleic acids and are formed from them by hydrolytic cleavage. [5]

Nuclide - A species of atoms in which each atom has identical atomic number Z and identical mass number A . [3]

Nusselt number (Nu) - A dimensionless quantity used in fluid mechanics, defined by $Nu = hl/k$, where h is coefficient of heat transfer, l is length, and k is thermal conductivity. [2]

Nyquist theorem - An expression for the mean square thermal noise voltage across a resistor, given by $4RkT\Delta f$ where R is the resistance, k the Boltzmann constant, T the temperature, and Δf the frequency band within which the voltage is measured.

Octanol-water partition coefficient (P)* - A measure of the way in which a compound will partition itself between the octanol and water phases in the two-phase octanol-water system, and thus an indicator of certain types of biological activity. Specifically, P is the ratio of the concentration (in moles per liter) of the compound in the octanol phase to that in the water phase at infinite dilution. The quantity normally reported is $\log P$.

Oersted (Oe) - A non-SI unit of magnetic field (H), equal to 79.57747 A/m.

Ohm (Ω)* - The SI unit of electric resistance, equal to V/A. [1]

Ohm's law - A relation among electric current I , potential difference V , and resistance R , viz., $I = V/R$. The resistance is constant at constant temperature to high precision for many materials.

Olefins - Acyclic and cyclic hydrocarbons having one or more carbon-carbon double bonds, apart from the formal ones in aromatic compounds. The class olefins subsumes alkenes and cycloalkenes and the corresponding polyenes. [5]

Oligomer - A substance consisting of molecules of intermediate relative molecular mass (molecular weight), the structure of which essentially comprises the multiple repetition of units derived, actually or conceptually, from molecules of low relative molecular mass. In contrast to a polymer, the properties of an oligomer can vary significantly with the removal of one or a few of its units. [8]

Oligopeptides - Peptides containing from three to nine amino groups. [5]

Onsager relations - An important set of equations in the thermodynamics of irreversible processes. They express the symmetry between the transport coefficients describing reciprocal processes in systems with a linear dependence of flux on driving forces.

Optical rotary power - Angle by which the plane of polarization of a light beam is rotated by an optically active medium, divided by path length and by concentration of the active constituent. Depending on whether mass or molar concentration is used, the modifier "specific" or "molar" is attached. [2]

Orbital - A one-electron wavefunction. Atomic orbitals are classified as s -, p -, d -, or f -orbitals according to whether the angular momentum quantum number $l = 0, 1, 2, \text{ or } 3$. Molecular orbitals, which are usually constructed as linear combinations of atomic orbitals, describe the distribution of electrons over the entire molecule.

Oscillator strength (f) - A measure of the intensity of a spectroscopic transition, defined by

$$f = \frac{8\pi^2 M e v}{3 h e^2} |\mu_{ij}|^2$$

where v is the frequency, μ_{ij} the transition dipole moment, m_e the mass of the electron, e the elementary charge, and h Planck's constant.

Osmosis - The flow of a solvent in a system in which two solutions of different concentration are separated by a semipermeable membrane which cannot pass solute molecules. The solvent will flow from the side of lower concentration to that of higher concentration, thus tending to equalize the concentrations. The pressure that must be applied to the more concentrated side to stop the flow is called the osmotic pressure.

Osmotic coefficient (ϕ) - Defined by $\phi = \ln a_A / (M_A \sum m_B)$, where M_A is the molar mass of substance A (normally the solvent), a_A is its activity, and the m_B are molalities of the solutes. [1]

Osmotic pressure (Π) - The excess pressure necessary to maintain osmotic equilibrium between a solution and the pure solvent separated by a membrane permeable only to the solvent. In an ideal dilute solution $\Pi = c_B RT$, where c_B is the amount-of-substance concentration of the solute, R is the molar gas constant, and T the temperature. [1,2]

Ostwald dilution law - A relation for the concentration dependence of the molar conductivity Λ of an electrolyte solution, viz.,

$$\frac{1}{\Lambda} = \frac{1}{\Lambda^\circ} + \frac{\Lambda c}{K(\Lambda^\circ)^2}$$

where c is the solute concentration, K is the equilibrium constant for dissociation of the solute, and Λ° is the conductivity at $c\Lambda = 0$.

Ounce (oz) - A non-SI unit of mass. The avoirdupois ounce equals 28.34952 g, while the troy ounce equals 31.10348 g.

Overpotential (η) - In an electrochemical cell, the difference between the potential of an electrode and its zero-current value.

Oximes - Compounds of structure $R_2C=NOH$ derived from condensation of aldehydes or ketones with hydroxylamine. Oximes from aldehydes may be called aldoximes; those from ketones may be called ketoximes. [5]

Oxo compounds - Compounds containing an oxygen atom, =O, doubly bonded to carbon or another element. The term thus embraces aldehydes, carboxylic acids, ketones, sulfonic acids, amides and esters. [5]

Ozonides - The 1,2,4-trioxolanes formed by the reaction of ozone at a carbon-carbon double bond, or the analogous compounds derived from acetylenic compounds. [5]

Pair production - A process in which a photon is converted into a particle and its antiparticle (e.g., an electron and positron) in the electromagnetic field of a nucleus.

Paraffins - Obsolescent term for saturated hydrocarbons, commonly but not necessarily acyclic. Still widely used in the petrochemical industry, where the term designates acyclic saturated hydrocarbons, and stands in contradistinction to naphthenes. [5]

Paramagnetism* - A type of magnetism characterized by a positive magnetic susceptibility, so that the material becomes weakly magnetized in the direction of an external field. The magnetization disappears when the field is removed. In the simplest approximation (Curie's law) the susceptibility is inversely proportional to temperature.

Parity - The property of a quantum-mechanical wave function that describes its behavior under the symmetry operation of coordinate inversion. A parity of +1 (or even) is assigned if the wave function does not change sign when the signs of all the coordinates are changed; the parity is -1 (or odd) if the wave function changes sign under this operation.

Parsec (pc) - A unit of distance defined as the distance at which 1 astronomical unit (AU) subtends an angle of 1 second of arc. It is equal to 206264.806 AU or 3.085678×10^{16} m.

Particle induced x-ray emission (PIXE) - See Techniques for Materials Characterization, page 12-1.

Partition function (q, z) - For a single molecule, $q = \sum_i g_i \exp(\epsilon_i/kT)$, where ϵ_i is an energy level of degeneracy g_i , k the Boltzmann constant, and T the absolute temperature; the summation extends over all energy states. For a system of N non-interacting molecules which are indistinguishable, as in an ideal gas, the canonical partition function $Q = qN/N!$.

Pascal (Pa)* - The SI unit of pressure, equal to N/m^2 . [1]

Paschen series - The series of lines in the spectrum of the hydrogen atom which corresponds to transitions between the state with principal quantum number $n = 3$ and successive higher states. The wavelengths are given by $1/\lambda = R_H(1/9 - 1/n^2)$, where $n = 4, 5, 6, \dots$ and R_H is the Rydberg constant. The first member of the series ($n = 3 \leftrightarrow 4$), which is often called the P_α line, falls in the infrared at a wavelength of 1.875 μm .

Paschen-Back effect - In atomic spectroscopy, the decoupling of electron spin from orbital angular momentum as the strength of an external magnetic field is increased.

Pauli exclusion principle - The statement that two electrons in an atom cannot have identical quantum numbers; thus if there are two electrons in the same orbital, their spin quantum numbers must be of opposite sign.

Pearson symbol - A code for designating crystallographic information, including the crystal system, the lattice type, and the number of atoms per unit cell.

Péclet number (Pe) - A dimensionless quantity used in fluid mechanics, defined by $Pe = vl/a$, where v is velocity, l is length, and a is thermal diffusivity. [2]

Peltier effect - The absorption or generation of heat (depending on the current direction) which occurs when an electric current is passed through a junction between two materials.

Peptides - Amides derived from two or more amino carboxylic acid molecules (the same or different) by formation of a covalent bond from the carbonyl carbon of one to the nitrogen atom of another with formal loss of water. [5]

Permeability (μ) - Magnetic induction divided by magnetic field strength; i.e. $\mu = B/H$. The relative permeability $\mu_r = \mu/\mu_0$, where μ_0 is the permeability of a vacuum. [1]

Permittivity (ϵ) - Ratio of the electric displacement in a medium to the electric field strength. Also called dielectric constant. [1]

Peroxides - Compounds of structure ROOR in which R may be any organic group. In inorganic chemistry, salts of the anion O_2^{-2} [5]

Peroxy acids - Acids in which an acidic -OH group has been replaced by an -OOH group; e.g. $CH_3C(=O)OOH$ peroxyacetic acid, $PhS(=O)_2OOH$ benzeneperoxy sulfonic acid. [5]

Petroleum ether - The petroleum fraction consisting of C_5 and C_6 hydrocarbons and boiling in the range 35-60°C; commonly used as a laboratory solvent.

pH* - A convenient measure of the acid-base character of a solution, usually defined by $pH = -\log [c(H^+)/\text{mol L}^{-1}]$, where $c(H^+)$ is the concentration of hydrogen ions. The more precise definition is in terms of activity rather than concentration. [2]

Phenols - Compounds having one or more hydroxy groups attached to a benzene or other arene ring. [5]

Phonon - A quantum of energy associated with a vibrational mode of a crystal lattice.

Phosphines - PH_3 and compounds derived from it by substituting one, two or three hydrogen atoms by hydrocarbyl groups.

RPH₂, R₂PH and R₃P (R not equal to H) are called primary, secondary and tertiary phosphines, respectively. [5]

Phosphonium compounds - Salts (and hydroxides) [R₄P]⁺X⁻ containing tetracoordinate phosphonium ion and the associated anion. [5]

Phosphonium ylides - Compounds having the structure R₃P⁺-C⁻R₂ ⇌ R₃P=CR₂. Also known as Wittig reagents. [5]

Phosphorescence - The process by which a molecule is excited by light to a higher electronic state and then undergoes a radiationless transition to a state of different multiplicity from which it decays, after some delay, to the ground state. The emitted light is normally of longer wavelength than the exciting light because vibrational energy has been dissipated.

Photoelectric effect - The complete absorption of a photon by a solid with the emission of an electron.

Photon - An elementary particle of zero mass and spin 1/2. The photon is involved in electromagnetic interactions and is the quantum of electromagnetic radiation.

Photon stimulated desorption (PSD) - See Techniques for Materials Characterization, page 12-1.

Pinacols - Tetra(hydrocarbyl)ethane-1,2-diols, R₂C(OH)C(OH)R₂, of which the tetramethyl example is the simplest one and is itself commonly known as pinacol. [5]

Pion - An elementary particle in the family of mesons. Pions have zero spin and may be neutral or charged. They participate in the strong interaction which holds the nucleus together.

pK^{*} - The negative logarithm (base 10) of an equilibrium constant *K*. For pK_a, see Acid dissociation constant.

Planck constant (*h*)^{*} - The elementary quantum of action, which relates energy to frequency through the equation $E = h\nu$.

Planck distribution - See Black body radiation

Planck function - A thermodynamic function defined by $Y = -G/T$, where *G* is Gibbs energy and *T* thermodynamic temperature. [2]

Plasma - A highly ionized gas in which the charge of the electrons is balanced by the charge of the positive ions, so that the system as a whole is electrically neutral.

Plasmon - A quantum associated with a plasma oscillation in the electron gas of a solid.

Point group^{*} - A group of symmetry operations (rotations, reflections, etc.) that leave a molecule invariant. Every molecular conformation can be assigned to a specific point group, which plays a major role in determining the spectrum of the molecule.

Poise (P) - A non-SI unit of viscosity, equal to 0.1 Pa s.

Poiseuille's equation - A formula for the rate of flow of a viscous fluid through a tube:

$$\frac{dV}{dt} = \frac{(p_1^2 - p_2^2)\pi r^4}{16l\eta p_0}$$

where *V* is the volume as measured at pressure *p*₀; *p*₁ and *p*₂ are the pressures at each end of the tube; *r* is the radius and *l* the length of the tube; and η is the viscosity.

Poisson ratio (μ) - The absolute value of the ratio of the transverse strain to the corresponding axial strain resulting from uniformly distributed axial stress below the proportional limit (i.e., where Hooke's law is valid). [10]

Polariton - A quantum associated with the coupled modes of photons and optical phonons in an ionic crystal.

Polarizability (α)^{*} - The change in dipole moment of a molecule produced by an external electric field; specifically, $\alpha_{ab} = \partial p_a / \partial E_b$, where *p*_{*a*} is the dipole moment component on the *a* axis and *E*_{*b*} is the component of the electric field strength along the *b* axis. [2]

Polymer - A substance composed of molecules of high relative molecular mass (molecular weight), the structure of which essentially comprises the multiple repetition of units derived, actually or conceptually, from molecules of low relative molecular mass. A single molecule of a polymer is called a macromolecule. [8]

Polypeptides - Peptides containing 10 or more amino acid residues. See also Peptides. [5]

Polysaccharides - Compounds consisting of a large number of monosaccharides linked glycosidically. This term is commonly used only for those containing more than ten monosaccharide residues. Also called glycans. [5]

Porphyryns - Natural pigments containing a fundamental skeleton of four pyrrole nuclei united through the α -positions by four methine groups to form a macrocyclic structure (porphyrin is designated porphine in Chemical Abstracts indexes). [5]

Positron - The antiparticle of the electron. It has the same mass and spin as an electron, and an equal but opposite charge.

Positronium - The hydrogen-like "atom" formed from a positron nucleus and an electron. Its lifetime is very short because of annihilation of the positron and electron.

Potential - See Electric potential

Potential energy (*E*_{*p*}, *V*, *U*) - The portion of the energy of a system that is associated with its position in a force field.

Pound (lb) - A non-SI unit of mass, equal to 0.4535924 kg.

Power (*P*) - Rate of energy transfer. For electrical circuits, this is equal to the product of current and potential difference, $P = IV$. [1]

Poynting vector (*S*) - For electromagnetic radiation, the vector product of the electric field strength and the magnetic field strength. [1]

Prandtl number (*Pr*) - A dimensionless quantity used in fluid mechanics, defined by $Pr = \eta/\rho a$, where η is viscosity, ρ is density, and *a* is thermal diffusivity. [2]

Pressure^{*} - Force divided by area. [1]

Proteins - Naturally occurring and synthetic polypeptides having molecular weights greater than about 10,000 (the limit is not precise). See also Peptides. [5]

Proton^{*} - A stable elementary particle of unit positive charge and spin 1/2. Protons and neutrons, which are collectively called nucleons, are the constituents of the nucleus.

Pulsar - A neutron star which rotates rapidly and emits electromagnetic radiation in regular pulses at a frequency related to the rotation period.

Purine bases^{*} - Purine and its substitution derivatives, especially naturally occurring examples. [5]

Pyrimidine bases^{*} - Pyrimidine and its substitution derivatives, especially naturally occurring examples. [5]

Q-switching - A technique for obtaining very high power from a laser by keeping the *Q* factor of the laser cavity low while the population inversion builds up, then suddenly increasing the *Q* to initiate the stimulated emission.

Quad - A unit of energy defined as 10¹⁵ Btu, equal to approximately 1.055056 × 10¹⁸ J.

- Quadrupole moment** - A coefficient of the third term (after monopole and dipole) in the power series expansion of the electric potential of an array of charges. A nucleus of spin greater than 1/2 has a non-vanishing nuclear quadrupole moment which can interact with the electric field gradient of the surrounding electrons. Molecular quadrupole moments have an influence on intermolecular forces.
- Quality factor (Q)** - The ratio of the absolute value of the reactance of an electrical system to the resistance; thus a measure of the energy stored per cycle relative to the energy dissipated.
- Quantum yield** - In photochemistry, the number of moles transformed in a specific process, either physically (e.g., by emission of photons) or chemically, per mole of photons absorbed by the system. [3]
- Quark** - An elementary entity which has not been directly observed but is considered a constituent of protons, neutrons, and other hadrons.
- Quasar** - An extragalactic object emitting electromagnetic radiation at a very high power level and showing a very large red shift, thus indicating that the object is receding at a speed approaching the speed of light.
- Quasicrystal** - A solid having conventional crystalline properties but whose lattice does not display translational periodicity.
- Quaternary ammonium compounds** - Derivatives of ammonium compounds, $\text{NH}_4^+ \text{Y}^-$, in which all four of the hydrogens bonded to nitrogen have been replaced with hydrocarbyl groups. Compounds having a carbon-nitrogen double bond (i.e. $\text{R}_2\text{C}=\text{N}^+\text{R}_2\text{Y}^-$) are more accurately called iminium compounds. [5]
- Quinones** - Compounds having a fully conjugated cyclic dione structure, such as that of benzoquinones, derived from aromatic compounds by conversion of an even number of $-\text{CH}=\text{O}$ groups into $-\text{C}(=\text{O})-$ groups with any necessary rearrangement of double bonds. [5]
- Racemic mixture** - A mixture of equal amounts of a pair of enantiomers (optical isomers); such a mixture is not optically active.
- Rad** - A non-SI unit of absorbed dose of radiation, equal to 0.01 Gy.
- Radiance (L)** - The radiant intensity in a given direction from an element of a surface, divided by the area of the orthogonal projection of this element on a plane perpendicular to the given direction. [1]
- Radiant intensity (I)** - The radiant energy flux leaving an element of a source within an element of solid angle, divided by that element of solid angle. [1]
- Radicals** - Molecular entities possessing an unpaired electron, such as $\cdot\text{CH}_3$, $\cdot\text{SnH}_3$, $\cdot\text{Cl}$. (In these formulas the dot, symbolizing the unpaired electron, should be placed so as to indicate the atom of highest spin density, if this is possible). [5]
- Raman effect** - The inelastic scattering of light by a molecule, in which the incident photon either gives up to, or receives energy from, one of the internal vibrational modes of the molecule. The scattered light thus has either a lower frequency (Stokes radiation) or higher frequency (anti-Stokes radiation) than the incident light. These shifts provide a measure of the normal vibrational frequencies of the molecule.
- Rankine cycle** - A thermodynamic cycle which can be used to calculate the ideal performance of a heat engine that uses a condensable vapor as the working fluid (e.g., a steam engine or a heat pump).
- Rankine temperature** - A thermodynamic temperature scale based on a temperature interval $^\circ\text{R} = (5/9) \text{K}$; i.e., $T/^\circ\text{R} = (9/5)T/\text{K} = t/^\circ\text{F} + 459.67$.
- Raoult's law** - The expression for the vapor pressure p_i of component i in an ideal solution, viz., $p_i = x_i p_{i0}$, where x_i is the mole fraction of component i and p_{i0} the vapor pressure of the pure substance i .
- Rare earth elements** - The elements Sc, Y, and the lanthanides (La, Ce, Pr, Nd, Pm, Sm, Eu, Gd, Tb, Dy, Ho, Er, Tm, Yb, Lu). [7]
- Rayleigh number (Ra)** - A dimensionless quantity used in fluid mechanics, defined by $Ra = \beta g \alpha \Delta T \rho / \eta a$, where l is length, g is acceleration of gravity, α is cubic expansion coefficient, T is temperature, ρ is density, η is viscosity, and a is thermal diffusivity. [2]
- Rayleigh scattering** - The scattering of light by particles which are much smaller than the wavelength of the light. It is characterized by a scattered intensity which varies as the inverse fourth power of the wavelength.
- Rayleigh wave** - A guided elastic wave along the surface of a solid; also called surface acoustic wave.
- Reactance (X)** - The imaginary part of impedance. For an inductive reactance L and a capacitive reactance C in series, the reactance is $X = L\omega - 1/(C\omega)$, where ω is 2π times the frequency of the current. [1]
- Red shift** - A displacement of a spectral line toward longer wavelengths. This can occur through the Doppler effect (e.g., in the light from receding galaxies) or, in the general theory of relativity, from the effects of a star's gravitational field.
- Reflectance (p)** - Ratio of the radiant or luminous flux at a given wavelength that is reflected to that of the incident radiation. Also called reflection factor. [1]
- Reflection high energy electron diffraction (RHEED)** - See Techniques for Materials Characterization, page 12-1.
- Relative humidity*** - The ratio of the partial pressure of water vapor in air to the saturation vapor pressure of water at the same temperature, expressed as a percentage. [10]
- Relative molar mass** - See Molecular weight.
- Rem** - A non-SI unit of dose equivalent, equal to 0.01 Sv.
- Resistance (R)** - Electric potential difference divided by current when there is no electromotive force in the conductor. This definition applies to direct current. More generally, resistance is defined as the real part of impedance. [1]
- Resistivity (p)** - Electric field strength divided by current density when there is no electromotive force in the conductor. Resistivity is an intrinsic property of a material. For a conductor of uniform cross section with area A and length L , and whose resistance is R , the resistivity is given by $\rho = RA/L$. [1]
- Reynolds number (Re)** - A dimensionless quantity used in fluid mechanics, defined by $Re = \rho v l / \eta$, where ρ is density, v is velocity, l is length, and η is viscosity. [2]
- Rheology** - The study of the flow of liquids and deformation of solids. Rheology addresses such phenomena as creep, stress relaxation, anelasticity, nonlinear stress deformation, and viscosity.
- Ribonucleic acids (RNA)** - Naturally occurring polyribonucleotides. See also nucleic acids, nucleosides, nucleotides, ribonucleotides. [5]
- Ribonucleotides** - Nucleotides in which the glycosyl group is a ribosyl group. See also nucleotides. [5]

Roentgen (R) - A unit used for expressing the charge (positive or negative) liberated by x-ray or γ radiation in air, divided by the mass of air. A roentgen is defined as 2.58×10^{-4} C/kg.

Rotational constants - In molecular spectroscopy, the constants appearing in the expression for the rotational energy levels as a function of the angular momentum quantum numbers. These constants are proportional to the reciprocals of the principal moments of inertia, averaged over the vibrational motion.

Rutherford back scattering (RBS) - See Techniques for Materials Characterization, page 12-1.

Rydberg constant (R_∞)* - The fundamental constant which appears in the equation for the energy levels of hydrogen-like atoms; i.e., $E_n = hcR_\infty Z^2\mu/n^2$, where h is Planck's constant, c the speed of light, Z the atomic number, μ the reduced mass of nucleus and electron, and n the principal quantum number ($n = 1, 2, \dots$).

Rydberg series - A regular series of lines in the spectrum of an atom or molecule, with the spacing between successive lines becoming smaller as the frequency increases (wavelength decreases). The series eventually converges to a limit which usually corresponds to the complete removal of an electron from the atom or molecule.

Sackur-Tetrode equation* - An equation for the molar entropy S_m of an ideal monatomic gas: $S_m = R \ln(e^{5/2} V/N_A \Lambda^3)$, where R is the molar gas constant, V is the volume, and N_A is Avogadro's number. The constant Λ is given by $\Lambda = h/(2\pi mkT)^{1/2}$, where h is Planck's constant, m the atomic mass, k the Boltzmann constant, and T the temperature.

Salinity (S)* - A parameter used in oceanography to describe the concentration of dissolved salts in seawater. It is defined in terms of electrical conductivity relative to a standard solution of KCl. When expressed in units of parts per thousand, S may be roughly equated to the concentration of dissolved material in grams per kilogram of seawater.

Salt - An ionic compound formed by the reaction of an acid and a base.

Scanned probe microscopy (SPM) - See Techniques for Materials Characterization, page 12-1.

Scanning electron microscopy (SEM) - See Techniques for Materials Characterization, page 12-1.

Scanning laser acoustic microscopy (SLAM) - See Techniques for Materials Characterization, page 12-1.

Scanning transmission electron microscopy (STEM) - See Techniques for Materials Characterization, page 12-1.

Scanning tunneling microscopy (STM) - See Techniques for Materials Characterization, page 12-1.

Schiff bases - Imines bearing a hydrocarbyl group on the nitrogen atom: $R_2C=NR'$ (R' not equal to H). Considered by many to be synonymous with azomethines. [5]

Schmidt number (Sc) - A dimensionless quantity used in fluid mechanics, defined by $Sc = \eta/\rho D$, where η is viscosity, ρ is density, and D is diffusion coefficient. [2]

Schottky barrier - A potential barrier associated with a metal-semiconductor contact. It forms the basis for the rectifying device known as the Schottky diode.

Schrödinger equation - The basic equation of wave mechanics which, for systems not dependent on time, takes the form:

$$-(\hbar/2m)\nabla^2\psi + V\psi = E\psi$$

where ψ is the wavefunction, V is the potential energy expressed as a function of the spatial coordinates, E is an energy eigenvalue, ∇^2 is the Laplacian operator, \hbar is Planck's constant divided by 2π , and m is the mass.

Second (s)* - The SI base unit of time. [1]

Second radiation constant (c_2)* - See First radiation constant.

Secondary ion mass spectroscopy (SIMS) - See Techniques for Materials Characterization, page 12-1.

Seebeck effect - The development of a potential difference in a circuit where two different metals or semiconductors are joined and their junctions maintained at different temperatures. It is the basis of the thermocouple.

Selenides - Compounds having the structure RSeR (R not equal to H). They are thus selenium analogues of ethers. Also used for metal salts of H_2Se . [5]

Semicarbazones - Compounds having the structure $R_2C=NNHC(=O)NH_2$, formally derived by condensation of aldehydes or ketones with semicarbazide [$NH_2NHC(=O)NH_2$]. [5]

Semiconductor - A material in which the highest occupied energy band (valence band) is completely filled with electrons at $T = 0$ K, and the energy gap to the next highest band (conduction band) ranges from 0 to 4 or 5 eV. With increasing temperature electrons are excited into the conduction band, leading to an increase in the electrical conductivity.

Semiquinones - Radical anions having the structure $-O-Z-O\cdot$ where Z is an ortho- or para-arylene group or analogous heteroarylene group; they are formally generated by the addition of an electron to a quinone. [5]

SI units* - The International System of Units adopted in 1960 and recommended for use in all scientific and technical fields. [1]

Siemens (S)* - The SI unit of electric conductance, equal to Ω^{-1} . [1]

Sievert (Sv)* - The SI unit of dose equivalent (of radiation), equal to J/kg. [1]

Silanes - Saturated silicon hydrides, analogues of the alkanes; i.e. compounds of the general formula $Si_n H_{2n+2}$. Silanes may be subdivided into silane, oligosilanes, and polysilanes. Hydrocarbyl derivatives are often referred to loosely as silanes. [5]

Silicones - Polymeric or oligomeric siloxanes, usually considered unbranched, of general formula $[-OSiR_2-]_n$ (R not equal to H). [5]

Siloxanes - Saturated silicon-oxygen hydrides with unbranched or branched chains of alternating silicon and oxygen atoms (each silicon atom is separated from its nearest silicon neighbors by single oxygen atoms). [5]

Skin effect - The concentration of high frequency alternating currents near the surface of a conductor.

Slater orbital - A particular mathematical expression for the radial part of the wave function of a single electron, which is used in quantum-mechanical calculations of the energy and other properties of atoms and molecules.

Small angle neutron scattering (SANS) - See Techniques for Materials Characterization, page 12-1.

Snell's law - The relation between the angle of incidence i and the angle of refraction r of a light beam which passes from a medium of refractive index n_0 to a medium of index n_1 , viz., $\sin i/\sin r = n_1/n_0$.

Solar constant* - The mean radiant energy flux from the sun on a unit surface normal to the direction of the rays at the mean

distance of the earth from the sun. The value is approximately 1373 W/m^2 .

Solar wind - The stream of high velocity hydrogen and helium ions emitted by the sun which flows through the solar system and beyond.

Soliton - A spatially localized wave in a solid or liquid that can interact strongly with other solitons but will afterwards regain its original form.

Solubility* - A quantity expressing the maximum concentration of some material (the solute) that can exist in another liquid or solid material (the solvent) at thermodynamic equilibrium at specified temperature and pressure. Common measures of solubility include the mass of solute per unit mass of solution (mass fraction), mole fraction of solute, molality, molarity, and others.

Solubility product constant (K_{sp})* - The equilibrium constant for the dissolution of a sparsely soluble salt into its constituent ions.

Space group* - A group of symmetry operations (reflections, rotations, etc.) that leave a crystal invariant. A total of 230 space groups have been identified.

Spark source mass spectroscopy (SSMS) - See Techniques for Materials Characterization, page 12-1.

Specific gravity - Ratio of the mass density of a material to that of water. Since one must specify the temperature of both the sample and the water to have a precisely defined quantity, the use of this term is now discouraged.

Specific heat - Heat capacity divided by mass. See Heat capacity.

Specific quantity - It is often convenient to express an extensive quantity (e.g., volume, enthalpy, heat capacity, etc.) as the actual value divided by mass. The resulting quantity is called specific volume, specific enthalpy, etc.

Specific rotation $[\alpha]_{\lambda}^{\theta}$ - For an optically active substance, defined by $[\alpha]_{\lambda}^{\theta} = \alpha/\gamma l$, where α is the angle through which plane polarized light is rotated by a solution of mass concentration γ and path length l . Here θ is the Celsius temperature and λ the wavelength of the light at which the measurement is carried out. Also called specific optical rotatory power. [2]

Spin (s, I)* - A measure of the intrinsic angular momentum of a particle, which it possesses independent of its orbital motion. The symbol s is used for the spin quantum number of an electron, while I is generally used for nuclear spin.

Spiro compounds - Compounds having one atom (usually a quaternary carbon) as the only common member of two rings. [5]

Stacking fault - An error in the normal sequence of layer growth in a crystal.

Standard mean ocean water (SMOW) - A standard sample of pure water of accurately known isotopic composition which is maintained by the International Atomic Energy Agency. It is used for precise calibration of density and isotopic composition measurements.

Standard reduction potential (E°) - The zero-current potential of a cell in which the specified reduction reaction occurs at the right-hand electrode and the left-hand electrode is the standard hydrogen electrode. Also called Standard electrode potential.

Standard state - A defined state (specified temperature, pressure, concentration, etc.) for tabulating thermodynamic functions and carrying out thermodynamic calculations. The standard

state pressure is usually taken as 100,000 Pa (1 bar), but various standard state temperatures are used. [2]

Stanton number (St) - A dimensionless quantity used in fluid mechanics, defined by $St = h/\rho v c_p$, where h is coefficient of heat transfer, ρ is density, v is velocity, and c_p is specific heat capacity at constant pressure. [2]

Stark effect - The splitting of an energy level of an atom or molecule, and hence a splitting of spectral lines arising from that level, as a result of the application of an external electric field.

Statistical weight (g) - The number of distinct states corresponding to the same energy level. Also called degeneracy.

Stefan-Boltzmann constant (σ)* - Constant in the equation for the radiant exitance M (radiant energy flux per unit area) from a black body at thermodynamic temperature T , viz. $M = \sigma T^4$. [1]

Stibines - SbH_3 and compounds derived from it by substituting one, two or three hydrogen atoms by hydrocarbyl groups: R_3Sb , RSbH_2 , R_2SbH , and R_3Sb (R not equal to H) are called primary, secondary and tertiary stibines, respectively. [5]

Stochastic process - A process which involves random variables and whose outcome can thus be described only in terms of probabilities.

Stoichiometric number (ν) - The number appearing before the symbol for each compound in the equation for a chemical reaction. By convention, it is negative for reactants and positive for products. [2]

Stokes (St) - A non-SI unit of kinematic viscosity, equal to $10^{-4} \text{ m}^2/\text{s}$.

Stokes' law - The statement, valid under certain conditions, that the viscous force F experienced by a sphere of radius a moving at velocity v in a medium of viscosity η is given by $F = -6\pi\eta av$.

Strain - The deformation of a body that results from an applied stress.

Stratosphere - The part of the earth's atmosphere extending from the top of the troposphere (typically 10 to 15 km above the surface) to about 50 km. It is characterized by an increase in temperature with increasing altitude.

Stress - Force per unit area (pressure) applied to a body. Tensile stress tends to stretch or compress the body in the direction of the applied force. Shear stress results from a tangential force which tends to twist the body.

Strong interaction - The short range (order of 1 fm) attractive forces between protons, neutrons, and other hadrons which are responsible for the stability of the nucleus.

Strouhal number (Sr) - A dimensionless quantity used in fluid mechanics, defined by $Sr = lf/v$, where l is length, f is frequency, and v is velocity. [2]

Structure factor - In x-ray crystallography, the sum of the scattering factors of all the atoms in a unit cell, weighted by an appropriate phase factor. The intensity of a given reflection is proportional to the square of the structure factor.

Sublimation pressure - The pressure of a gas in equilibrium with a solid at a specified temperature.

Sulfides - Compounds having the structure RSR (R not equal to H). Such compounds were once called thioethers. In an inorganic sense, salts or other derivatives of hydrogen sulfide. [5]

Sulfones - Compounds having the structure, $\text{RS(=O)}_2\text{R}$ (R not equal to H), e.g. $\text{C}_2\text{H}_5\text{S(=O)}_2\text{CH}_3$, ethyl methyl sulfone. [5]

Sulfonic acids - $\text{HS(=O)}_2\text{OH}$, sulfonic acid, and its S-hydrocarbyl derivatives. [5]

Sulfoxides - Compounds having the structure $\text{R}_2\text{S=O}$ (R not equal to H), e.g. $\text{Ph}_2\text{S=O}$, diphenyl sulfoxide. [5]

Superconductor - A material that experiences a nearly total loss of electrical resistivity below a critical temperature T_c . The effect can occur in pure metals, alloys, semiconductors, organic compounds, and certain inorganic solids.

Superfluid - A fluid with near-zero viscosity and extremely high thermal conductivity. Liquid helium exhibits these properties below 2.186 K (the λ point).

Supernova - A star in the process of exploding because of instabilities which follow the exhaustion of its nuclear fuel.

Surface analysis by laser ionization (SALI) - See Techniques for Materials Characterization, page 12-1.

Surface tension (γ, σ)* - The force per unit length in the plane of the interface between a liquid and a gas, which resists an increase in the area of that surface. It can also be equated to the surface Gibbs energy per unit area.

Surfactant - A substance which lowers the surface tension of the medium in which it is dissolved, and/or the interfacial tension with other phases, and accordingly is positively adsorbed at the liquid-vapor or other interfaces. [3]

Susceptance (B) - Imaginary part of admittance. [1]

Svedberg - A non-SI unit of time, used to express sedimentation coefficients, equal to 10^{-13} s.

Syndiotactic macromolecule - A tactic macromolecule, essentially comprising alternating enantiomeric configurational base units which have chiral or prochiral atoms in the main chain in a unique arrangement with respect to their adjacent constitutional units. In this case the repeating unit consists of two configurational base units that are enantiomeric. [8]

Tacticity - The orderliness of the succession of configurational repeating units of a macromolecule or oligomer molecule. In a tactic macromolecule essentially all the configurational repeating units are identical with respect to directional sense. See Configurational repeating unit, Isotactic, Syndiotactic. [8]

Tautomerism - Isomerism of the general form $\text{G-X-Y=Z} \rightleftharpoons \text{X=Y-Z-G}$, where the isomers (called tautomers) are readily interconvertible; the atoms connecting the groups X, Y, Z are typically any of C, H, O, or S, and G is a group which becomes an electrofuge (i.e., a group that does not carry away the bonding electron pair when it leaves its position in the molecule) or nucleofuge (a group that does carry away the bonding electrons when leaving) during isomerization. The commonest case, when the electrofuge is H^+ , is also known as prototropy. A common example, written so as to illustrate the general pattern given above, is keto-enol tautomerism, such as

$$\text{H-O-C(CH}_3\text{)=CH-CO}_2\text{Et (enol)} \rightleftharpoons \text{(CH}_3\text{)C(=O)-CH}_2\text{-CO}_2\text{Et (keto)}$$

In some cases the interconversion rate between tautomers is slow enough to permit isolation of the separate keto and enol forms. [5]

Tensile strength* - In tensile testing, the ratio of maximum load a body can bear before breaking to original cross-sectional area. Also called ultimate strength. [11]

Terpenes - Hydrocarbons of biological origin having carbon skeletons formally derived from isoprene [$\text{CH}_2=\text{C}(\text{CH}_3)\text{CH}=\text{CH}_2$]. [5]

Terpenoids - Natural products and related compounds formally derived from isoprene units. They contain oxygen in various functional groups. The skeleton of terpenoids may differ from strict additivity of isoprene units by the loss or shift of a methyl (or other) group. [5]

Tesla (T)* - The SI unit of magnetic flux density (B), equal to Vs/m^2 . [1]

Thermal conductivity* - Rate of heat flow divided by area and by temperature gradient. [1]

Thermal diffusivity - Thermal conductivity divided by density and by specific heat capacity at constant pressure. [1]

Thermal expansion coefficient (α)* - The linear expansion coefficient is defined by $\alpha_l = (1/l)(dl/dT)$; the volume expansion coefficient by $\alpha_v = (1/V)(dV/dT)$. [1]

Thermionic emission - The emission of electrons from a solid as a result of heat. The effect requires a high enough temperature to impart sufficient kinetic energy to the electrons to exceed the work function of the solid.

Thermodynamic laws - The foundation of the science of thermodynamics:

First law: The internal energy of an isolated system is constant; if energy is supplied to the system in the form of heat dq and work dw , then the change in energy $dU = dq + dw$.

Second law: No process is possible in which the only result is the transfer of heat from a reservoir and its complete conversion to work.

Third law: The entropy of a perfect crystal approaches zero as the thermodynamic temperature approaches zero.

Thermoelectric power - For a bar of a pure material whose ends are at different temperatures, the potential difference divided by the difference in temperature of the ends. See also Seebeck effect.

Thermogravimetric analysis (TGA) - See Techniques for Materials Characterization, page 12-1.

Thermosphere - The layer of the earth's atmosphere extending from the top of the mesosphere (typically 80–90 km above the surface) to about 500 km. It is characterized by a rapid increase in temperature with increasing altitude up to about 200 km, followed by a leveling off in the 300–500 km region.

Thiols - Compounds having the structure RSH (R not equal to H). Also known by the term mercaptans (abandoned by IUPAC); e.g. $\text{CH}_3\text{CH}_2\text{SH}$, ethanethiol. [5]

Thomson coefficient (μ, τ) - The heat power developed in the Thomson effect (whereby heat is evolved in a conductor when a current is flowing in the presence of a temperature gradient), divided by the current and the temperature difference. [1]

Tonne (t) - An alternative name for megagram (1000 kg). [1]

Torque (T) - For a force F that produces a torsional motion, $T = r \times F$, where r is a vector from some reference point to the point of application of the force.

Torr - A non-SI unit of pressure, equal to 133.322 Pa. The name is generally considered interchangeable with millimeter of mercury.

Townsend coefficient - In a radiation counter, the number of ionizing collisions by an electron per unit path length in the direction of an applied electric field.

Transducer - Any device that converts a signal from acoustical, optical, or some other form of energy into an electrical signal (or vice versa) while preserving the information content of the original signal.

Transistor - A voltage amplifier using controlled electron currents inside a semiconductor.

Transition metals - Elements characterized by a partially filled d subshell. The First Transition Series comprises Sc, Ti, V, Cr, Mn, Fe, Co, Ni, Cu. The Second and Third Transition Series include the lanthanides and actinides, respectively. [7]

Transition probability* - See Einstein transition probability.

Transmittance (τ) - Ratio of the radiant or luminous flux at a given wavelength that is transmitted to that of the incident radiation. Also called transmission factor. [1]

Tribology - The study of frictional forces between solid surfaces.

Triple point* - The point in p, T space where the solid, liquid, and gas phases of a substance are in thermodynamic equilibrium. The corresponding temperature and pressure are called the triple point temperature and triple point pressure.

Troposphere - The lowest part of the earth's atmosphere, extending to 10-15 km above the surface. It is characterized by a decrease in temperature with increasing altitude. The exact height varies with latitude and season.

Tunnel diode - A device involving a p-n junction in which both sides are so heavily doped that the Fermi level on the p-side lies in the valence band and on the n-side in the conduction band. This leads to a current-voltage curve with a maximum, so that the device exhibits a negative resistance in some regions.

Ultraviolet photoelectron spectroscopy (UPS) - See Techniques for Materials Characterization, page 12-1.

Umklapp process - A process involving the interaction of three or more waves (lattice or electron) in a solid in which the sum of the wave vectors does not equal zero.

Unified atomic mass unit (u)* - A unit of mass used in atomic, molecular, and nuclear science, defined as the mass of one atom of ^{12}C divided by 12. Its approximate value is 1.66054×10^{-27} kg. [1]

Universal time (t_u , UT) - Mean solar time counted from midnight at the Greenwich meridian. Also called Greenwich mean time (GMT). The interval of mean solar time is based on the average, over one year, of the time between successive transits of the sun across the observer's meridian.

Vacancy - A missing atom or ion in a crystal lattice.

Van Allen belts - Two toroidal regions above the earth's atmosphere containing protons and electrons. The outer belt at about 25,000 km above the surface is probably of solar origin. The inner belt at about 3000 km contains more energetic particles from outside the solar system.

Van der Waals' equation* - An equation of state for fluids which takes the form:

$$pV_m = RT \left(\frac{1}{V_m - b} - \frac{a}{V_m^2} \right)$$

where p is pressure, V_m is molar volume, T is temperature, R is the molar gas constant, and a and b are characteristic parameters of the substance which describe the effect of attractive and repulsive intermolecular forces, respectively.

Van der Waals' force - The weak attractive force between two molecules which arises from electric dipole interactions. It can lead to the formation of stable but weakly bound dimer molecules or clusters.

Van't Hoff equation - The equation expressing the temperature dependence of the equilibrium constant K of a chemical reaction:

$$\frac{d \ln K}{dT} = \frac{\Delta_r H^\circ}{RT^2}$$

where $\Delta_r H^\circ$ is the standard enthalpy of reaction, R the molar gas constant, and T the temperature. Also called van't Hoff isochore.

Vapor pressure* - The pressure of a gas in equilibrium with a liquid (or, in some usage, a solid) at a specified temperature.

Varistor - A device that utilizes the properties of certain metal oxides with small amounts of impurities, which show abrupt nonlinearities at specific voltages where the material changes from a semiconductor to an insulator.

Velocity (v) - Rate of change of distance with time.

Verdet constants (V)* - Angle of rotation of a plane polarized light beam passing through a medium in a magnetic field, divided by the field strength and by the path length.

Virial equation of state* - An equation relating the pressure p , molar volume V_m , and temperature T of a real gas in the form of an expansion in powers of the molar volume, viz., $pV_m = RT(1 + BV_m^{-1} + CV_m^{-2} + \dots)$, where R is the molar gas constant. B is called the second virial coefficient, C the third virial coefficient, etc. The virial coefficients are functions of temperature.

Viscosity (η)* - The proportionality factor between shear rate and shear stress, defined through the equation $F = \eta A(dv/dx)$, where F is the tangential force required to move a planar surface of area A at velocity v relative to a parallel surface separated from the first by a distance x . Sometimes called dynamic or absolute viscosity. The term kinematic viscosity (symbol ν) is defined as η divided by the mass density.

Volt (V)* - The SI unit of electric potential, equal to W/A . [1]

Volume fraction (ϕ) - Defined as $V_j/\sum_i V_i$, where V_j is the volume of the specified component and the V_i are the volumes of all the components of a mixture prior to mixing. [2]

Watt (W)* - The SI unit of power, equal to J/s . [1]

Wave function - A function of the coordinates of all the particles in a quantum mechanical system (and, in general, of time) which fully describes the state of the system. The product of the wave function and its complex conjugate is proportional to the probability of finding a particle at a particular point in space.

Weak interaction - The weak forces (order of 10^{-12} of the strong interaction) between elementary particles which are responsible for beta decay and other nuclear effects.

Weber (Wb)* - The SI unit of magnetic flux, equal to $V \cdot s$. [1]

Weber number (We) - A dimensionless quantity used in fluid mechanics, defined by $We = \rho v^2 l / \gamma$, where ρ is density, v is velocity, l is length, and γ is surface tension. [2]

Weight - That force which, when applied to a body, would give it an acceleration equal to the local acceleration of gravity. [1]

Wiedeman-Franz law - The law stating that the thermal conductivity k and electrical conductivity σ of a pure metal are related by $k = L\sigma T$, where T is the temperature and L (called the Lorenz ratio) has the approximate value $2.45 \times 10^{-8} \text{ V}^2/\text{K}^2$.

Wien displacement law - The relation, which can be derived from the Planck formula for black body radiation, that

$\lambda_{\max} T = 0.0028978 \text{ m K}$, where λ_{\max} is the wavelength of maximum radiance at temperature T .

Wigner-Seitz method - A method of calculating electron energy levels in a solid using a model in which each electron is subject to a spherically symmetric potential.

Wittig reagents - See phosphonium ylides.

Work (W) - Force multiplied by the displacement in the direction of the force. [1]

Work function (Φ)* - The energy difference between an electron at rest at infinity and an electron at the Fermi level in the interior of a substance. It is thus the minimum energy required to remove an electron from the interior of a solid to a point just outside the surface. [1]

X unit (X) - A unit of length used in x-ray crystallography, equal to approximately $1.002 \times 10^{-13} \text{ m}$.

X-ray photoelectron spectroscopy (XPS) - See Techniques for Materials Characterization, page 12-1.

Yield strength - The stress at which a material exhibits a specified deviation (often chosen as 0.2% for metals) from proportionality of stress and strain. [11]

Young's modulus (E) - In tension or compression of a body below its elastic limit, the ratio of stress to corresponding strain. Since strain is normally expressed on a fractional basis, Young's modulus has dimensions of pressure. Also called elastic modulus. [11]

Zeeman effect - The splitting of an energy level of an atom or molecule, and hence a splitting of spectral lines arising from that level, as a result of the application of an external magnetic field.

Zener diode - A control device utilizing a p-n junction with a well defined reverse-bias avalanche breakdown voltage.

Zeotrope - A liquid mixture that shows no maximum or minimum when vapor pressure is plotted against composition at constant temperature. See Azeotrope.

Zero-point energy - The energy possessed by a quantum mechanical system as a result of the uncertainty principle even when it is in its lowest energy state; e.g., the difference between the lowest energy level of a harmonic oscillator and the minimum in the potential well.

Zeta potential (ζ) - The electric potential at the surface of a colloidal particle relative to the potential in the bulk medium at a long distance. Also called electrokinetic potential.

Zwitterions - Neutral compounds having formal unit electrical charges of opposite sign. Some chemists restrict the term to compounds with the charges on non-adjacent atoms. Sometimes referred to as inner salts, dipolar ions (a misnomer). [5]

THERMODYNAMIC FUNCTIONS AND RELATIONS

p = pressure V = volume T = temperature
 n_i = amount of substance i
 $x_i = n_i / \sum_j n_j$ = mole fraction of substance i

Energy	U
Entropy	S
Enthalpy	$H = U + pV$
Helmholtz energy	$A = U - TS$
Gibbs energy	$G = U + pV - TS$
Isobaric heat capacity	$C_p = (\partial H / \partial T)_p$
Isochoric heat capacity	$C_v = (\partial U / \partial T)_v$
Isobaric expansivity	$\alpha = V^{-1}(\partial V / \partial T)_p$
Isothermal compressibility	$\kappa_T = -V^{-1}(\partial V / \partial p)_T$
Isentropic compressibility	$\kappa_S = -V^{-1}(\partial V / \partial p)_S$
	$\kappa_T - \kappa_S = T\alpha^2 V / C_p$
	$C_p - C_v = T\alpha^2 V / \kappa_T$
Gibbs-Helmholtz equation	$H = G - T(\partial G / \partial T)_p$
Maxwell relations	$(\partial S / \partial p)_T = -(\partial V / \partial T)_p$ $(\partial S / \partial V)_T = -(\partial p / \partial T)_v$
Joule-Thomson expansion	$\mu_{JT} = (\partial T / \partial p)_H = -\{V - T(\partial V / \partial T)_p\} / C_p$ $\Phi_{JT} = (\partial H / \partial p)_T = V - T(\partial V / \partial T)_p$
Partial molar quantity	$X_i = (\partial X / \partial n_i)_{T,p,n_j \neq i}$
Chemical potential	$\mu_i = (\partial G / \partial n_i)_{T,p,n_j \neq i}$
Perfect gas [symbol ^{pg}]	$pV = (\sum_i n_i)RT$ $\mu_i^{pg} = \mu_i^\theta + RT \ln(x_i p / p^\theta)$
Fugacity	$f_i = (x_i p) \exp\{(\mu_i - \mu_i^{pg}) / RT\}$
Activity coefficient	$\gamma_i = f_i / (x_i f_i^\theta)$
Gibbs-Duhem relation	$0 = SdT - Vdp + \sum_i n_i d\mu_i$

[Superscript θ in above equations indicates standard state]

Notation for chemical and physical changes ($X = H, S, G$, etc.):

Chemical reaction	$\Delta_r X$
Formation from elements	$\Delta_f X$
Combustion	$\Delta_c X$
Fusion (cry \rightarrow liq)	$\Delta_{fus} X$
Vaporization (liq \rightarrow gas)	$\Delta_{vap} X$
Sublimation (cry \rightarrow gas)	$\Delta_{sub} X$
Phase transition	$\Delta_{trs} X$
Solution	$\Delta_{sol} X$
Mixing	$\Delta_{mix} X$
Dilution	$\Delta_{dil} X$

PHYSICAL CONSTANTS OF ORGANIC COMPOUNDS

The basic physical constants and structure diagrams for about 10,900 organic compounds are presented in this table. An effort has been made to include the compounds most frequently encountered in the laboratory, the workplace, and the environment. Particular emphasis has been given to substances that are considered environmental or human health hazards. In making the selection of compounds for the table, added weight was assigned to the appearance of a compound in various lists or reference sources such as:

- Laboratory reagent lists, e.g., the *ACS Reagent Chemicals* volume (Ref. 1)
- The DIPPR list of industrially important compounds (Ref. 2) and the (much larger) TSCA Inventory of chemicals used in commerce
- The Hazardous Substance Data Bank (Ref. 3)
- The UNEP list of Persistent Organic Pollutants (Ref. 4)
- Chemicals on Reporting Rules (CORR), a database of about 7500 regulated compounds prepared by the Environmental Protection Agency (Ref. 5)
- The EPA Integrated Risk Information System (IRIS), a database of human health effects of exposure to chemicals in the environment (Ref. 6)
- Compendia of chemicals of biochemical or medical importance, such as *The Merck Index* (Ref. 10)
- Specialized tables in this *Handbook*

It should be noted that the above lists vary widely in their choice of chemical names, and even in the use of Chemical Abstracts Registry Numbers. To the extent possible, we have attempted to systematize the names and registry numbers for this table.

Clearly, criteria of this type are somewhat subjective, and compounds considered important by some users have undoubtedly been omitted. Suggestions for additional compounds or other improvements are welcomed.

The data in the table have been derived from many sources, including both the primary literature and evaluated compilations. The *Handbook of Data on Organic Compounds, Third Edition* (Reference 7) and the *Chapman & Hall/CRC Combined Chemical Dictionary* (Reference 8) were important sources. Other useful compilations of physical property data for organic compounds are listed in References 9-19. Many boiling point values (and some melting point and density values) were taken from recent physical chemistry literature dealing with fluid properties. Where conflicts were found, the value deemed most reliable was chosen.

The table is arranged alphabetically by substance name, which generally is either an IUPAC systematic name or, in the case of pesticides, pharmaceuticals, and other complex compounds, a simple trivial name. Names in ubiquitous use, such as acetic acid and formaldehyde, are adopted rather than their systematic equivalents. Synonyms are given in the column following the primary name, and structure diagrams are given on the page facing the data listing. The explanation of the data columns follows:

- **No.:** An identification number used in the indexes.
- **Name:** Primary name of the substance
- **Synonym:** A synonym in common use. When the primary name is non-systematic, a systematic name may appear here.
- **Mol. Form.:** The molecular formula written in the Hill convention.

- **CAS RN:** The Chemical Abstracts Service Registry Number for the compound.
- **Mol. Wt:** Molecular weight (relative molar mass) as calculated with the 2001 IUPAC Standard Atomic Weights.
- **Physical Form:** A notation of the physical phase, color, crystal type, or other features of the compound at ambient temperature. Abbreviations are given below.
- **mp:** Normal melting point in °C. A value is sometimes followed by “dec”, indicating decomposition is observed at the stated temperature (so that it is probably not a true melting point). The notation “tp” indicates a triple point, where solid, liquid, and gas are in equilibrium.
- **bp:** Normal boiling point in °C, if it is available. This is the temperature at which the liquid phase is in equilibrium with the vapor at a pressure of 760 mmHg (101.325 kPa). A notation “sp” following the value indicates a sublimation point, where the vapor pressure of the solid phase reaches 760 mmHg. When a notation such as “dec” or “exp” (explodes) follows the value, the temperature may not be a true boiling point. A simply entry “sub” indicates the solid has a significant sublimation pressure at ambient temperatures. The boiling point at reduced pressure is listed in some cases, with or without the normal boiling point. Here the superscript indicates the pressure in mmHg.
- **den:** Density (mass per unit volume) in g/cm³. The temperature in °C is indicated by a superscript. Values refer to the liquid or solid phase, and all values are true densities, not specific gravities. The number of decimal places gives a rough estimate of the accuracy of the value.
- **n_D:** Refractive index, at the temperature in °C indicated by the superscript. Unless otherwise indicated, all values refer to a wavelength of 589 nm (sodium D line). Values are given only for liquids and solids.
- **Solubility:** Qualitative indication of solubility in common solvents. Abbreviations are:
 - i insoluble
 - sl slightly soluble
 - s soluble
 - vs very soluble
 - misc miscible
 - dec decomposes

Abbreviations for solvents are given below.

In order to facilitate the location of compounds in the table, three indexes are provided:

- **Synonym Index:** Includes common synonyms, but not the primary name by which the table is arranged.
- **Molecular Formula Index:** Lists compounds by molecular formula in the Hill Order (see Preface to this *Handbook*).
- **CAS Registry Number Index:** Lists compounds by Chemical Abstracts Service Registry Number. Note there is some redundancy in this index, because many compounds have several Registry Numbers associated with them. Thus the CAS RN in a table entry may differ from the CAS RN that points to it in the index. For example, CAS RN 1319-77-3 in the index points to all three cresol isomers, each of which has its own specific CAS RN.

The assistance of Fiona Macdonald in checking names and formulas is gratefully acknowledged, as well as the efforts of Janice

Shackleton, Trupti Desai, Nazila Kamaly, Matt Griffiths, and Lawrence Braschi in preparing the structure diagrams.

List of Abbreviations

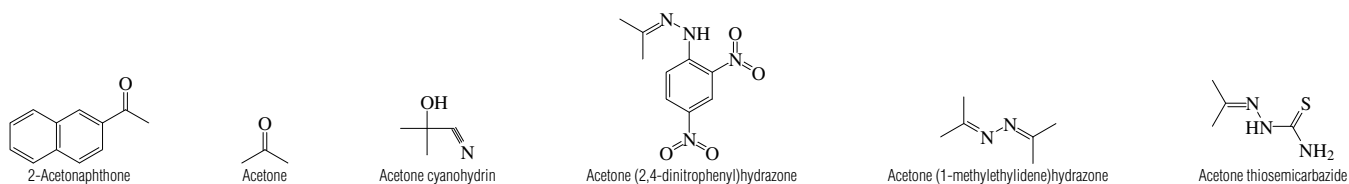
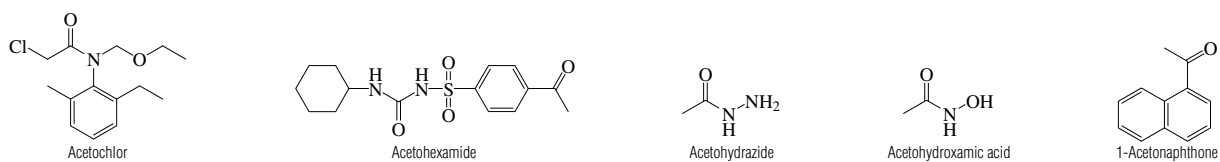
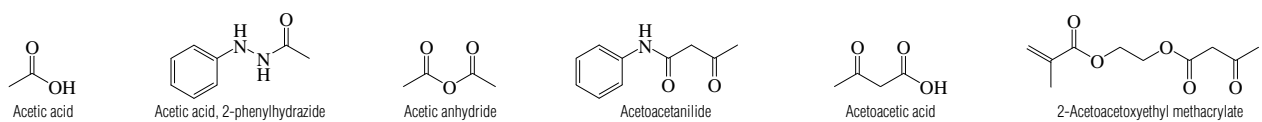
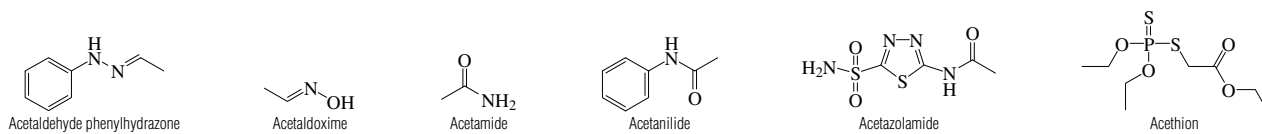
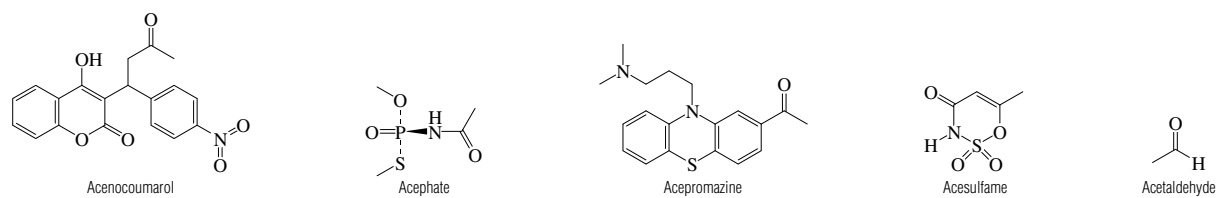
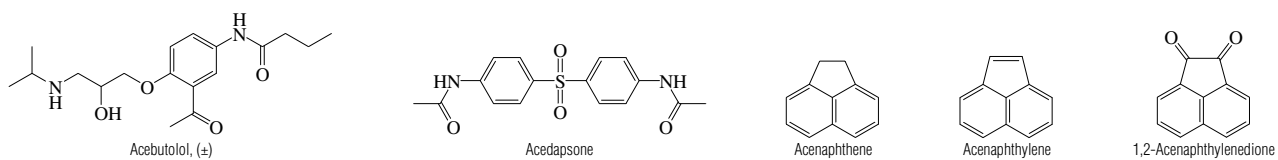
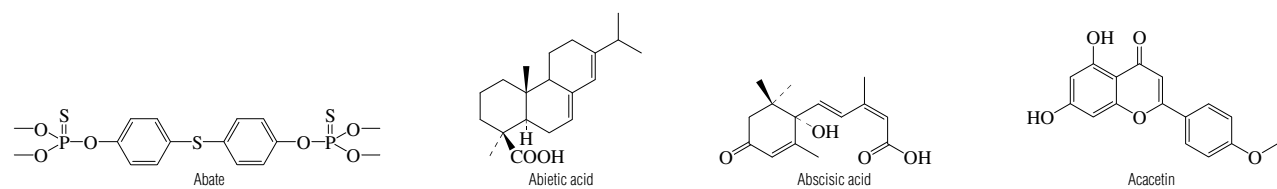
Ac	acetyl	mcl	monoclinic
Ac ₂ O	acetic anhydride	Me	methyl
AcOEt	ethyl acetate	MeCN	acetonitrile
ac	acid	MeOH	methanol
ace	acetone	misc, msc	miscible
al	alcohol (ethanol)	mp	melting point
alk	alkali	n	refractive index
amor	amorphous	nd	needles
anh	anhydrous	oct	octahedra, octahedral
aq	aqueous	oran	orange
bipym	bipyramidal	orth	orthorhombic
bl	blue	os	organic solvents
blk	black	pa	pale
bp	boiling point	peth	petroleum ether
br	brown	Ph	phenyl
bt	bright	PhCl	chlorobenzene
Bu	butyl	PhNH ₂	aniline
BuOH	1-butanol	PhNO ₂	nitrobenzene
bz	benzene	pl	plates
chl	chloroform	pow	powder
col	colorless	Pr	propyl
con, conc	concentrated	PrOH	1-propanol
cry	crystals	pr	prisms
ctc	carbon tetrachloride	purp	purple
cy, cyhex	cyclohexane	py	pyridine
dec	decomposes	pym	pyramids, pyramidal
den	density	reac	reacts
dil	dilute	rhom	rhombic
diox	dioxane	s	soluble
dk	dark	sat	saturated
DMF	dimethylformamide	sc	scales
DMSO	dimethyl sulfoxide	sl	slightly soluble
efflor	efflorescent	soln	solution
Et	ethyl	sp	sublimation point
EtOH	ethanol	stab	stable
eth	diethyl ether	sub	sublimes
exp	explodes	sulf	sulfuric acid
fl	flakes	syr	syrup
fir	fluorescent	tab	tablets
fum	fumes, fuming	tcl	triclinic
gl	glacial	tetr	tetragonal
gr	gray	tfa	trifluoroacetic acid
gran	granular	thf, THF	tetrahydrofuran
grn	green	tol	toluene
hex	hexagonal	tp	triple point
HOAc	acetic acid	trg	trigonal
hp	heptane	unstab	unstable
hx	hexane	vap	vapor
hyd	hydrate	viol	violet
hyg	hygroscopic	visc	viscous
i	insoluble	vol	volatile
i-	iso-	vs	very soluble
iso	isooctane	w	water
lf	leaves	wh	white
lig	ligroin	xyl	xylene
liq	liquid	ye	yellow
lo	long		

References

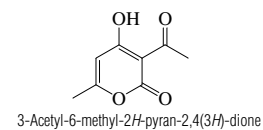
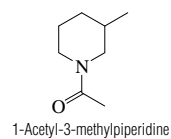
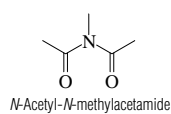
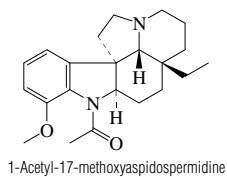
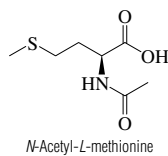
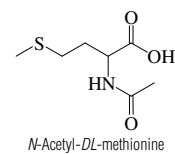
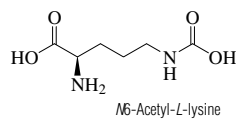
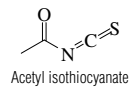
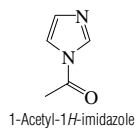
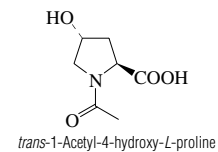
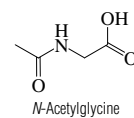
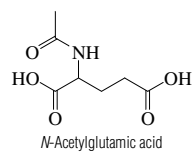
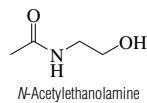
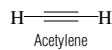
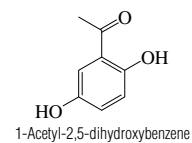
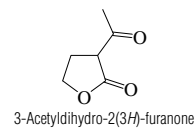
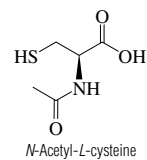
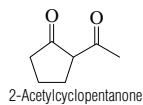
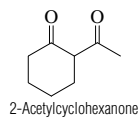
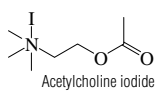
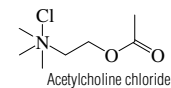
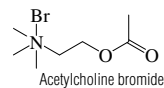
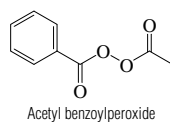
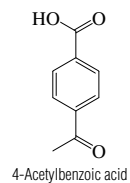
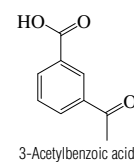
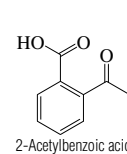
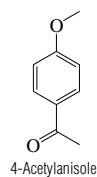
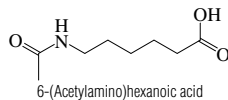
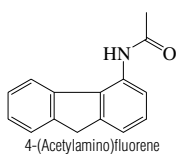
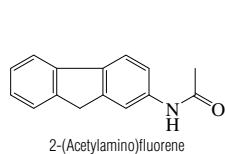
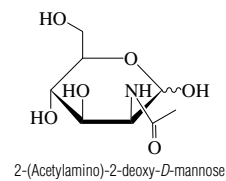
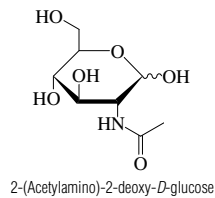
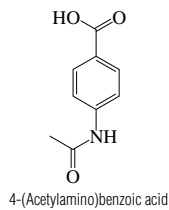
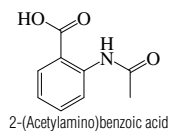
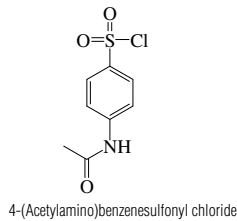
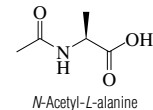
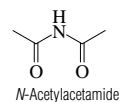
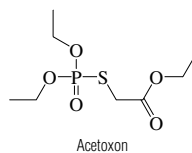
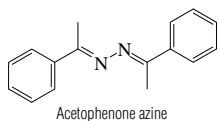
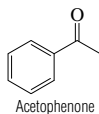
1. American Chemical Society, *Reagent Chemicals, Ninth Edition*, Oxford University Press, New York, 2000.
2. Daubert, T. E., Danner, R. P., Sibul, H. M., and Stebbins, C. C., *Physical and Thermodynamic Properties of Pure Compounds: Data Compilation*, extant 2002 (core with supplements), Taylor & Francis, Bristol, PA.
3. National Library of Medicine, *Hazardous Substances Data Bank*, <<http://toxnet.nlm.nih.gov/cgi-bin/sis/htmlgen?HSDB>>.
4. United Nations Environmental Program, *Persistent Organic Pollutants*, <<http://www.chem.unep.ch/pops/>>.

5. Environmental Protection Agency, *Chemicals on Reporting Rules*, <<http://www.epa.gov/opptintr/CORR>>.
6. Environmental Protection Agency, *Integrated Risk Information System*, <<http://www.epa.gov/iris/index.html>>.
7. Lide, D. R., and Milne, G. W. A., Editors, *Handbook of Data on Organic Compounds, Third Edition*, CRC Press, Boca Raton, FL, 1993.
8. Macdonald, F., Editor, *Chapman & Hall/CRC Combined Chemical Dictionary*, <<http://www.chemnetbase.com/scripts/ccdweb.exe>>.
9. Linstrom, P. J., and Mallard, W. G., Editors, *NIST Chemistry Web-Book*, NIST Standard Reference Database No. 69, July 2001, National Institute of Standards and Technology, Gaithersburg, MD 20899, <<http://webbook.nist.gov>>.
10. Thermodynamics Research Center, National Institute of Standards and Technology, *TRC Thermodynamic Tables*, <<http://trc.nist.gov>>.
11. O'Neil, M. J., Editor, *The Merck Index, Thirteenth Edition*, Merck & Co., Rahway, NJ, 2001.
12. Stevenson, R. M., and Malanowski, S., *Handbook of the Thermodynamics of Organic Compounds*, Elsevier, New York, 1987.
13. Riddick, J. A., Bunger, W. B., and Sakano, T. K., *Organic Solvents*, Fourth Edition, John Wiley & Sons, New York, 1986.
14. *Physical Constants of Hydrocarbon and Non-Hydrocarbon Compounds*, ASTM Data Series DS 4B, ASTM, Philadelphia, 1988.
15. *Beilstein Database*, <<http://www.mdli.com/products/xfirebeilstein.html>>.
16. *Landolt-Börnstein Numerical Data and Functional Relationships in Science and Technology*, <<http://www.landolt-boernstein.com>>.
17. Vargaftik, N.B., Vinogradov, Y. K., and Yargin, V. S., *Handbook of Physical Properties of Liquids and Gases, Third Edition*, Begell House, New York, 1996.
18. Lide, D. R., and Kehiaian, H. V., *Handbook of Thermophysical and Thermochemical Data*, CRC Press, Boca Raton, FL, 1994.
19. Lide, D. R., Editor, *Properties of Organic Compounds*, <<http://www.chemnetbase.com/scripts/pocweb.exe>>.

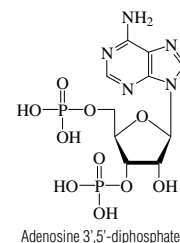
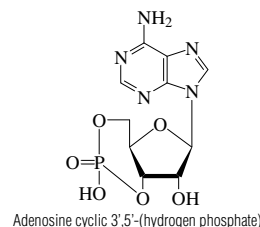
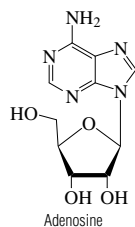
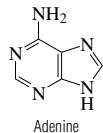
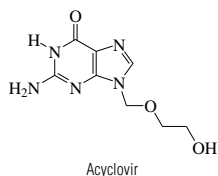
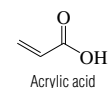
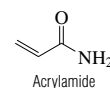
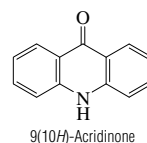
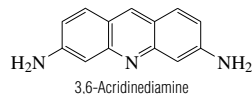
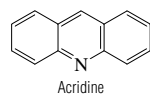
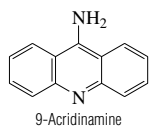
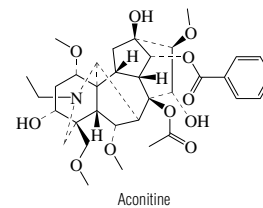
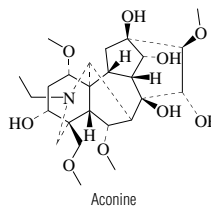
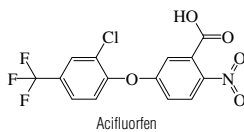
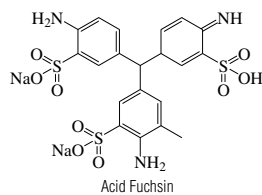
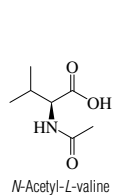
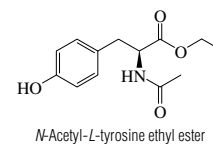
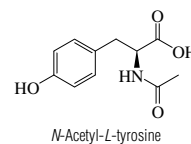
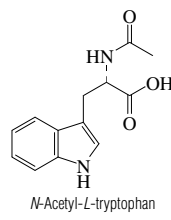
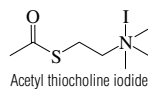
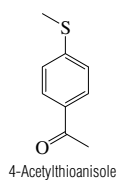
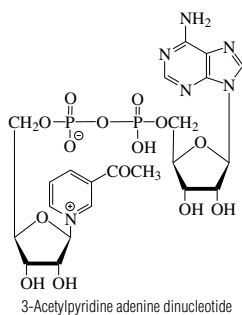
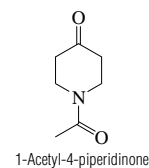
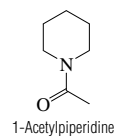
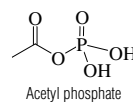
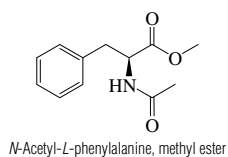
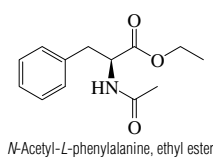
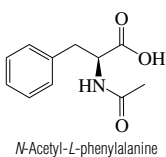
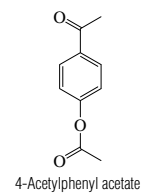
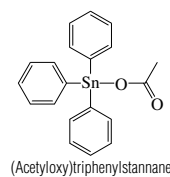
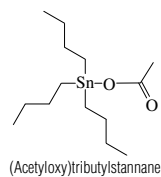
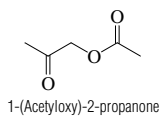
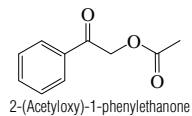
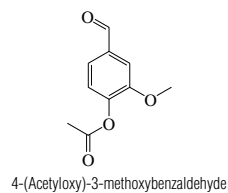
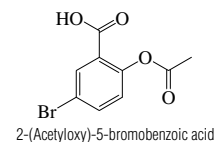
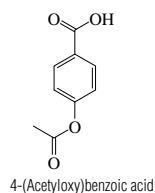
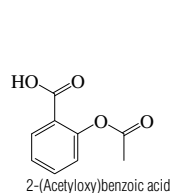
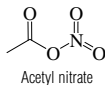
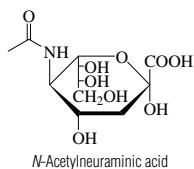
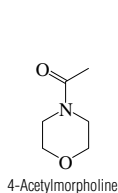
No.	Name	Synonym	Mol. Form.	CAS RN	Mol. Wt.	Physical Form	mp/°C	bp/°C	den/ g cm ⁻³	n _D	Solubility
1	Abate	Temephos	C ₁₆ H ₂₀ O ₆ P ₂ S ₃	3383-96-8	466.469		30		1.32		
2	Abietic acid		C ₂₀ H ₃₀ O ₂	514-10-3	302.451	mcl pl (al-w)	173.5	250 ⁹			vs ace, bz, eth, EtOH
3	Abscisic acid		C ₁₅ H ₂₀ O ₄	21293-29-8	264.318	cry (chl-peth)	160	sub 120			vs ace, eth, chl
4	Acacetin	5,7-Dihydroxy-2-(4-methoxyphenyl)-4 <i>H</i> -1-benzopyran-4-one	C ₁₆ H ₁₂ O ₅	480-44-4	284.263	ye nd (95% al)	263				vs EtOH
5	Acebutolol, (±)		C ₁₈ H ₂₈ N ₂ O ₄	37517-30-9	336.426	cry	121				
6	Acedapsone		C ₁₆ H ₁₆ N ₂ O ₄ S	77-46-3	332.374	pa ye nd (eth) lf (dil al)	290				sl H ₂ O
7	Acenaphthene	1,2-Dihydroacenaphthylene	C ₁₂ H ₁₀	83-32-9	154.207		93.4	279	1.222 ²⁰	1.6048 ⁸⁵	i H ₂ O; sl EtOH, chl; vs bz; s HOAc
8	Acenaphthylene	Acenaphthalene	C ₁₂ H ₈	208-96-8	152.192		91.8	280	0.8987 ¹⁶		i H ₂ O; vs EtOH, eth, bz; sl chl
9	1,2-Acenaphthylenedione		C ₁₂ H ₆ O ₂	82-86-0	182.175	ye nd (HOAc)	261	sub	1.4800 ²⁰		i H ₂ O; sl EtOH, bz, HOAc; s lig
10	Acenocoumarol	Nicoumalone	C ₁₉ H ₁₆ NO ₆	152-72-7	353.325	cry (ace aq)	198				i H ₂ O
11	Acephate	Phosphoramidothioic acid, acetyl-, <i>O,S</i> -dimethyl ester	C ₄ H ₁₀ NO ₃ PS	30560-19-1	183.166		88		1.35 ²⁰		
12	Acepromazine		C ₁₉ H ₂₂ N ₂ OS	61-00-7	326.455	oran oil		230 ^{0.5}			
13	Acesulfame		C ₄ H ₅ NO ₄ S	33665-90-6	163.153	nd (bz)	123.2				s bz, chl
14	Acetaldehyde	Ethanal	C ₂ H ₄ O	75-07-0	44.052	vol liq or gas	-123.37	20.1	0.7834 ¹⁸	1.3316 ²⁰	msc H ₂ O, EtOH, eth, bz; sl chl
15	Acetaldehyde phenylhydrazone		C ₈ H ₁₀ N ₂	935-07-9	134.178		99.5	150 ⁴⁰ , 135 ²¹			vs EtOH
16	Acetaldoxime	Acetaldehyde oxime	C ₂ H ₅ NO	107-29-9	59.067	nd	45	115	0.9656 ²⁰	1.4264 ²⁰	s H ₂ O, chl; msc EtOH, eth
17	Acetamide	Ethanamide	C ₂ H ₅ NO	60-35-5	59.067	trg mcl (al-eth)	80.16	222.0	0.9986 ⁸⁵	1.4278	vs H ₂ O, EtOH
18	Acetanilide	<i>N</i> -Phenylacetamide	C ₈ H ₉ NO	103-84-4	135.163		114.3	304	1.2190 ¹⁵		sl H ₂ O; vs EtOH, ace; s eth, s bz, tol
19	Acetazolamide	<i>N</i> -[5-(Aminosulfonyl)-1,3,4-thiadiazol-2-yl]acetamide	C ₈ H ₈ N ₄ O ₃ S ₂	59-66-5	222.246		260.5				sl H ₂ O
20	Acethion		C ₈ H ₁₇ O ₄ PS ₂	919-54-0	272.322	liq		137 ^{1.5}	1.18 ²⁰		
21	Acetic acid	Ethanoic acid	C ₂ H ₄ O ₂	64-19-7	60.052		16.64	117.9	1.0446 ²⁵	1.3720 ²⁰	msc H ₂ O, EtOH, eth, ace, bz; s chl, CS ₂
22	Acetic acid, 2-phenylhydrazide		C ₈ H ₁₀ N ₂ O	114-83-0	150.177	hex pr (eth)	130.0				vs H ₂ O, EtOH; sl eth, chl, tfa; s bz
23	Acetic anhydride		C ₄ H ₆ O ₃	108-24-7	102.089	liq	-74.1	139.5	1.082 ²⁰	1.3901 ²⁰	vs H ₂ O; s EtOH, bz; msc eth; sl ctc
24	Acetoacetanilide		C ₁₀ H ₁₁ NO ₂	102-01-2	177.200	pr or nd (bz or lig)	86				sl H ₂ O; s EtOH, eth, bz, chl, acid, lig
25	Acetoacetic acid		C ₄ H ₆ O ₃	541-50-4	102.089	cry (eth)	36.5	dec 100			vs H ₂ O, eth, EtOH
26	2-Acetoacetoxyethyl methacrylate	2-(Methacryloyloxy)ethyl acetoacetate	C ₁₀ H ₁₄ O ₅	21282-97-3	214.215	liq		100 ^{0.8}	1.122	1.4560 ²⁰	
27	Acetochlor		C ₁₄ H ₂₀ ClNO ₂	34256-82-1	269.768	ye liq		134 ^{0.4}		1.5272 ²⁰	sl H ₂ O
28	Acetohexamide		C ₁₅ H ₂₀ N ₂ O ₄ S	968-81-0	324.396	cry (EtOH aq)	188				i H ₂ O, eth; sl EtOH, chl; s py
29	Acetohydrazide		C ₂ H ₆ N ₂ O	1068-57-1	74.081		67	137 ²⁵			s H ₂ O, EtOH; sl eth
30	Acetohydroxamic acid	<i>N</i> -Hydroxyacetamide	C ₂ H ₃ NO ₂	546-88-3	75.067	hyg cry	90				
31	1-Acetonaphthone		C ₁₂ H ₁₀ O	941-98-0	170.206		34	297	1.1171 ²¹	1.6280 ²²	i H ₂ O; s EtOH, eth, ace, chl
32	2-Acetonaphthone		C ₁₂ H ₁₀ O	93-08-3	170.206	nd (lig, dil al)	56	302			sl EtOH, ctc
33	Acetone	2-Propanone	C ₃ H ₆ O	67-64-1	58.079	liq	-94.7	56.05	0.7845 ²⁵	1.3588 ²⁰	msc H ₂ O, EtOH, eth, ace, bz, chl
34	Acetone cyanohydrin		C ₄ H ₇ NO	75-86-5	85.105		-19	82 ²³	0.932 ¹⁹	1.3992 ²⁰	vs H ₂ O, EtOH, eth; s ace, bz, chl; i peth
35	Acetone (2,4-dinitrophenyl) hydrazone		C ₉ H ₁₀ N ₄ O ₄	1567-89-1	238.200	ye nd or pl (al)	128				i H ₂ O; s EtOH, eth, bz, chl, AcOEt
36	Acetone (1-methylethylidene) hydrazone	Dimethyl ketazine	C ₆ H ₁₂ N ₂	627-70-3	112.172	liq	-12.5	133	0.8390 ²⁰	1.4535 ²⁰	msc H ₂ O, EtOH, eth; s ace
37	Acetone thiosemicarbazide		C ₄ H ₉ N ₃ S	1752-30-3	131.199	ye cry	176				s ace



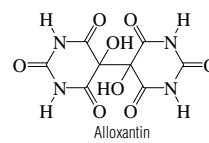
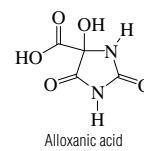
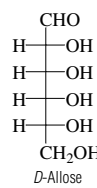
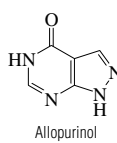
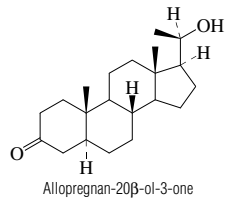
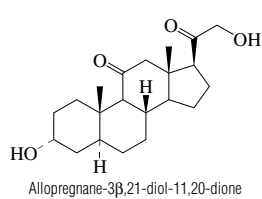
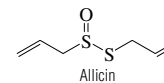
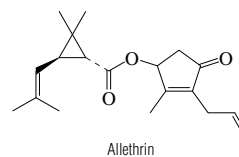
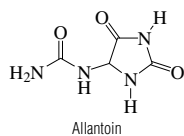
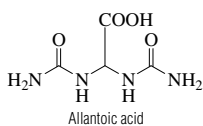
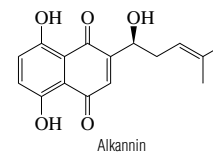
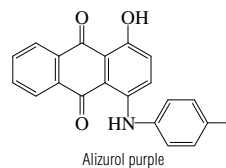
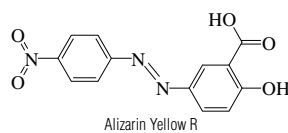
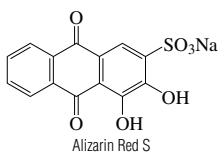
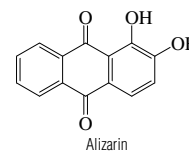
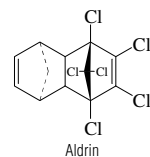
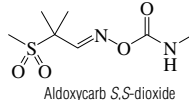
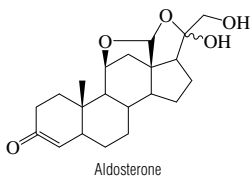
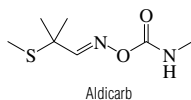
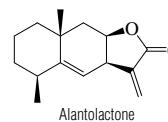
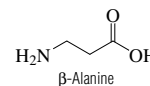
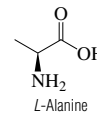
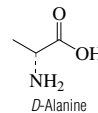
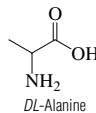
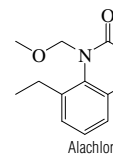
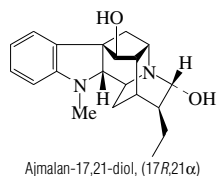
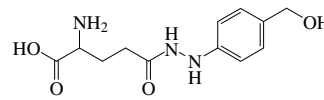
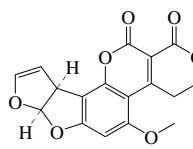
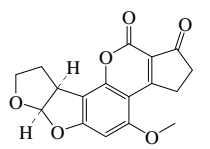
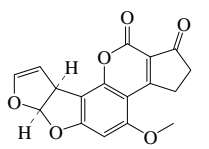
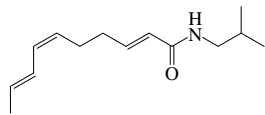
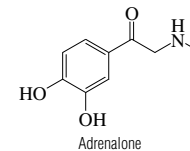
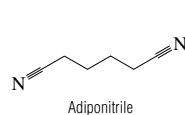
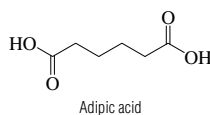
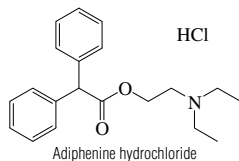
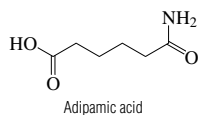
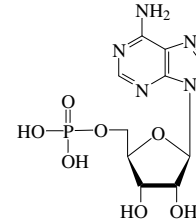
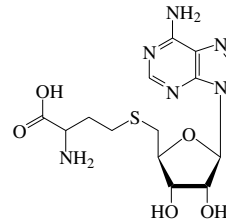
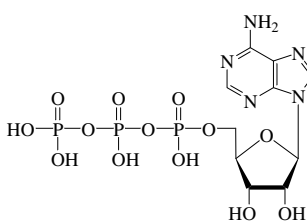
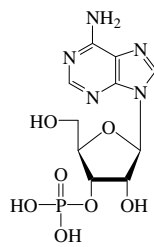
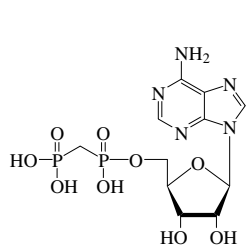
No.	Name	Synonym	Mol. Form.	CAS RN	Mol. Wt.	Physical Form	mp/°C	bp/°C	den/ g cm ⁻³	n _D	Solubility
38	Acetonitrile	Methyl cyanide	C ₂ H ₃ N	75-05-8	41.052	liq	-43.82	81.65	0.7857 ²⁰	1.3442 ²⁰	msc H ₂ O, EtOH, eth, ace, bz, ctc
39	Acetophenone	Methyl phenyl ketone	C ₈ H ₈ O	98-86-2	120.149	mcl pr or pl	20.5	202	1.0281 ²⁰	1.5372 ²⁰	sl H ₂ O; s EtOH, eth, ace, bz, con sulf, chl
40	Acetophenone azine	Methylphenyl ketazine	C ₁₆ H ₁₆ N ₂	729-43-1	236.311		120				
41	Acetoxon	Acetophos	C ₈ H ₁₇ O ₅ PS	2425-25-4	256.257	liq		73 ^{0.005}			
42	<i>N</i> -Acetylacetamide		C ₈ H ₉ NO ₂	625-77-4	101.105	nd (eth)	79	223.5			s H ₂ O, EtOH, eth, chl, lig
43	<i>N</i> -Acetyl- <i>L</i> -alanine		C ₇ H ₉ NO ₃	97-69-8	131.130		125				
44	4-(Acetylamino)benzenesulfonyl chloride	Acetylsulfanilyl chloride	C ₈ H ₉ ClNO ₃ S	121-60-8	233.673	nd (bz), pr (bz-chl)	149				vs EtOH, eth; s bz, chl
45	2-(Acetylamino)benzoic acid		C ₉ H ₉ NO ₃	89-52-1	179.172	nd (HOAc)	187.5				sl H ₂ O; s EtOH; vs eth, ace, bz, HOAc
46	4-(Acetylamino)benzoic acid		C ₉ H ₉ NO ₃	556-08-1	179.172	nd (HOAc)	256.5				i H ₂ O; s EtOH; sl eth, tfa
47	2-(Acetylamino)-2-deoxy- <i>D</i> -glucose	<i>N</i> -Acetyl- <i>D</i> -glucosamine	C ₈ H ₁₅ NO ₆	7512-17-6	221.208		205				
48	2-(Acetylamino)-2-deoxy- <i>D</i> -mannose	<i>N</i> -Acetyl- <i>D</i> -mannosamine	C ₈ H ₁₅ NO ₆	3615-17-6	221.208	cry (ace aq)	128				dec alk
49	2-(Acetylamino)fluorene		C ₁₅ H ₁₃ NO	53-96-3	223.270	cry (dil al)	193				i H ₂ O; s EtOH, eth, HOAc
50	4-(Acetylamino)fluorene		C ₁₅ H ₁₃ NO	28322-02-3	223.270	br cry (bz)	200				
51	6-(Acetylamino)hexanoic acid	ϵ -Acetamidocaproic acid	C ₈ H ₁₅ NO ₃	57-08-9	173.210	cry (ace)	104.5				
52	4-Acetylanisole		C ₉ H ₁₀ O ₂	100-06-1	150.174	pl (peth)	38.5	258	1.0818 ⁴¹	1.547 ⁴¹	sl H ₂ O; s EtOH, eth, ace, chl
53	2-Acetylbenzoic acid		C ₉ H ₈ O ₃	577-56-0	164.158	nd (w), pr (bz)	114.5	111 ²			vs H ₂ O, eth, EtOH
54	3-Acetylbenzoic acid		C ₉ H ₈ O ₃	586-42-5	164.158		172	111 ²			s H ₂ O; msc EtOH
55	4-Acetylbenzoic acid		C ₉ H ₈ O ₃	586-89-0	164.158	nd (w)	208	sub			vs H ₂ O
56	Acetyl benzoylperoxide	Acetozone	C ₉ H ₈ O ₄	644-31-5	180.158	wh nd (lig)	37	130 ¹⁹			vs eth
57	Acetyl bromide	Ethanoyl bromide	C ₂ H ₃ BrO	506-96-7	122.948	liq	-96	76	1.6625 ¹⁶	1.4486 ²⁰	msc eth, bz, chl; s ace
58	Acetyl chloride	Ethanoyl chloride	C ₂ H ₃ ClO	75-36-5	78.497	liq	-112.8	50.7	1.1051 ²⁰	1.3886 ²⁰	msc eth, ace, bz, chl; s ctc
59	Acetylcholine bromide		C ₇ H ₁₆ BrNO ₂	66-23-9	226.112	hyg cry	146				vs H ₂ O
60	Acetylcholine chloride		C ₇ H ₁₆ ClNO ₂	60-31-1	181.661		150				s H ₂ O, EtOH; i eth
61	Acetylcholine iodide		C ₇ H ₁₆ INO ₂	2260-50-6	273.112	hyg	163				
62	2-Acetylcyclohexanone		C ₈ H ₁₂ O ₂	874-23-7	140.180		-11	112 ¹⁸ , 101 ¹⁴	1.0782 ²⁵	1.5138 ²⁰	s ctc
63	2-Acetylcyclopentanone		C ₇ H ₁₀ O ₂	1670-46-8	126.153			73 ²⁰	1.0431 ²⁵	1.4906 ²⁰	
64	<i>N</i> -Acetyl- <i>L</i> -cysteine	Acetylcysteine	C ₇ H ₁₃ NO ₃ S	616-91-1	163.195	cry (w)	109.5				
65	3-Acetyldihydro-2(3 <i>H</i>)-furanone	α -Acetylbutyrolactone	C ₆ H ₈ O ₃	517-23-7	128.126			107 ⁵	1.1846 ²⁰	1.4585 ²⁰	vs H ₂ O
66	1-Acetyl-2,5-dihydroxybenzene	2,5-Dihydroxyacetophenone	C ₈ H ₈ O ₃	490-78-8	152.148	ye grn nd (dil al or w)	205.3				sl H ₂ O, eth, bz; s EtOH
67	Acetylene	Ethyne	C ₂ H ₂	74-86-2	26.037	col gas	-80.7 (triple point)	-84.7 sp	0.377 ²⁵ (p>1 atm)		sl H ₂ O, EtOH, CS ₂ ; s ace, bz, chl
68	<i>N</i> -Acetyethanolamine		C ₄ H ₉ NO ₂	142-26-7	103.120		63.5	166 ⁸	1.1079 ²⁵	1.4674 ²⁰	msc H ₂ O; s ace; sl bz, lig
69	Acetyl fluoride	Ethanoyl fluoride	C ₂ H ₃ FO	557-99-3	62.042	vol liq or gas	-84	20.8	1.032 ²⁵		msc EtOH, eth; s bz, chl; sl CS ₂
70	<i>N</i> -Acetylglutamic acid		C ₇ H ₁₁ NO ₅	1188-37-0	189.166	pr (w)	199				s H ₂ O, EtOH
71	<i>N</i> -Acetylglycine	Aceturic acid	C ₄ H ₇ NO ₃	543-24-8	117.104	lo nd (w, MeOH)	206				vs H ₂ O, ace, EtOH
72	<i>trans</i> -1-Acetyl-4-hydroxy- <i>L</i> -proline	Oxaceprol	C ₇ H ₁₁ NO ₄	33996-33-7	173.167	cry (Ac)	132				vs H ₂ O, MeOH
73	1-Acetyl-1 <i>H</i> -imidazole		C ₅ H ₆ N ₂ O	2466-76-4	110.114		104.5				sl H ₂ O; s EtOH, eth, chl, THF
74	Acetyl iodide	Ethanoyl iodide	C ₂ H ₃ I	507-02-8	169.948			108	2.0673 ²⁰	1.5491 ²⁰	vs eth
75	Acetyl isothiocyanate		C ₃ H ₃ NOS	13250-46-9	101.127			132.5	1.1523 ¹³	1.5231 ¹⁸	s eth, CS ₂
76	<i>N</i> 6-Acetyl- <i>L</i> -lysine		C ₈ H ₁₆ N ₂ O ₃	692-04-6	188.224		265 dec				
77	<i>N</i> -Acetyl- <i>DL</i> -methionine		C ₇ H ₁₃ NO ₃ S	1115-47-5	191.248		114.5				
78	<i>N</i> -Acetyl- <i>L</i> -methionine	Methionamine	C ₇ H ₁₃ NO ₃ S	65-82-7	191.248		105.5				
79	1-Acetyl-17-methoxyaspidospermidine	Aspidospermine	C ₂₂ H ₃₀ N ₂ O ₂	466-49-9	354.485	nd or pr (al) nd (peth)	208	220 ²			sl H ₂ O, eth; s EtOH, bz, chl
80	<i>N</i> -Acetyl- <i>N</i> -methylacetamide		C ₅ H ₉ NO ₂	1113-68-4	115.131	liq	-25	195; 114.5 ⁶¹	1.0663 ²⁵	1.4502 ²⁵	msc H ₂ O; i eth
81	1-Acetyl-3-methylpiperidine		C ₈ H ₁₅ NO	4593-16-2	141.211	liq	-13.6	239	0.9684 ²⁵	1.4731 ²⁵	vs H ₂ O
82	3-Acetyl-6-methyl-2 <i>H</i> -pyran-2,4(3 <i>H</i>)-dione	Dehydroacetic acid	C ₈ H ₈ O ₄	520-45-6	168.148		109	270			vs H ₂ O, eth; sl EtOH, chl



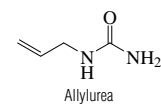
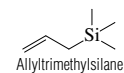
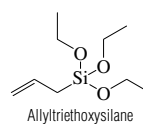
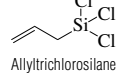
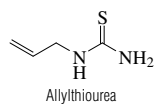
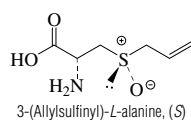
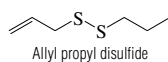
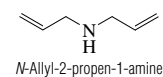
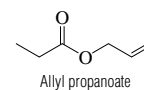
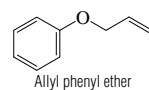
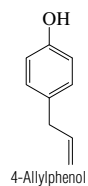
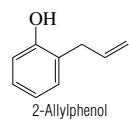
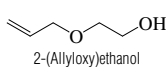
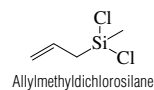
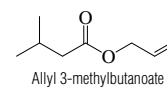
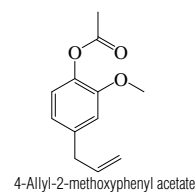
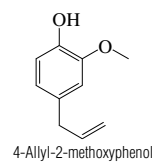
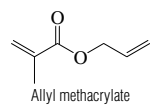
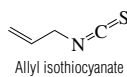
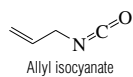
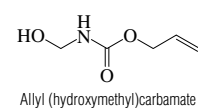
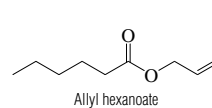
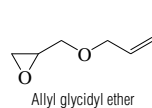
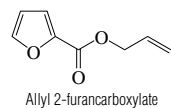
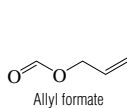
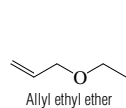
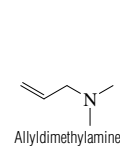
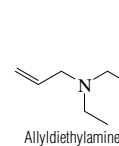
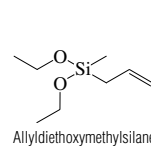
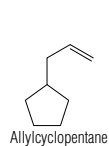
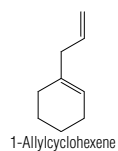
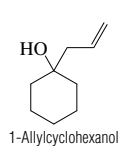
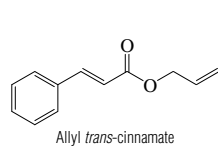
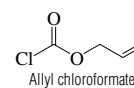
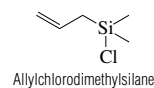
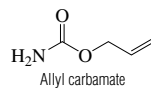
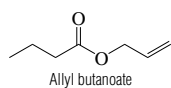
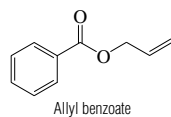
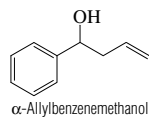
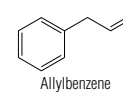
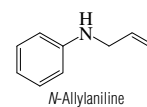
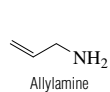
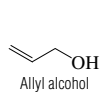
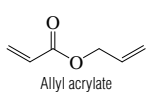
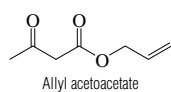
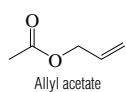
No.	Name	Synonym	Mol. Form.	CAS RN	Mol. Wt.	Physical Form	mp/°C	bp/°C	den/ g cm ⁻³	n _D	Solubility
83	4-Acetylmorpholine		C ₈ H ₁₁ NO ₂	1696-20-4	129.157		14.5	152 ⁵⁰ , 118 ¹²	1.1145 ²⁰	1.4827 ²⁰	msc H ₂ O; s EtOH, ace, ctc
84	<i>N</i> -Acetylneuraminic acid	Aceneuramic acid	C ₁₁ H ₁₉ NO ₉	131-48-6	309.271		186				
85	Acetyl nitrate		C ₇ H ₅ NO ₄	591-09-3	105.050			exp 60; 22 ⁷⁰	1.24 ¹⁵		
86	2-(Acetyloxy)benzoic acid	Acetylsalicylic acid	C ₉ H ₈ O ₄	50-78-2	180.158	nd (w), mcl tab (w)	135				s H ₂ O, eth, chl; vs EtOH; sl bz
87	4-(Acetyloxy)benzoic acid		C ₉ H ₈ O ₄	2345-34-8	180.158		188.5				
88	2-(Acetyloxy)-5-bromobenzoic acid	5-Bromoacetylsalicylic acid	C ₉ H ₇ BrO ₄	1503-53-3	259.054	nd (al)	60				i H ₂ O; vs EtOH, eth
89	4-(Acetyloxy)-3-methoxybenzaldehyde		C ₁₀ H ₁₀ O ₄	881-68-5	194.184		78				sl H ₂ O; vs EtOH, eth
90	2-(Acetyloxy)-1-phenylethanol		C ₁₀ H ₁₀ O ₃	2243-35-8	178.184	orth pl	49	270	1.1169 ⁶⁵	1.5036 ⁶⁵	i H ₂ O; vs EtOH, eth, chl; sl bz, lig
91	1-(Acetyloxy)-2-propanone	Acetoxyacetone	C ₅ H ₈ O ₃	592-20-1	116.116			171; 63 ¹¹	1.0757 ²⁰	1.4141 ²⁰	vs H ₂ O, eth, EtOH
92	(Acetyloxy)tributylstannane	Tributyltin acetate	C ₁₄ H ₃₀ O ₂ Sn	56-36-0	349.097		84.7				
93	(Acetyloxy)triphenylstannane	Triphenyltin acetate	C ₂₀ H ₁₈ O ₂ Sn	900-95-8	409.066		121.5				
94	4-Acetylphenyl acetate		C ₁₀ H ₁₀ O ₃	13031-43-1	178.184						s ctc, CS ₂
95	<i>N</i> -Acetyl- <i>L</i> -phenylalanine		C ₁₁ H ₁₃ NO ₃	2018-61-3	207.226		173.5				s EtOH
96	<i>N</i> -Acetyl- <i>L</i> -phenylalanine, ethyl ester		C ₁₃ H ₁₇ NO ₃	2361-96-8	235.279	cry (EtOH aq)	93				
97	<i>N</i> -Acetyl- <i>L</i> -phenylalanine, methyl ester		C ₁₂ H ₁₅ NO ₃	3618-96-0	221.252	nd (peth) or visc oil (chl)	91				
98	Acetyl phosphate		C ₂ H ₃ O ₅ P	590-54-5	140.032	unstab in soln					
99	1-Acetylpiperidine		C ₇ H ₁₃ NO	618-42-8	127.184	liq	-13.4	226.5	1.011 ⁹	1.4790 ²⁵	vs H ₂ O, EtOH
100	1-Acetyl-4-piperidinone		C ₇ H ₁₁ NO ₂	32161-06-1	141.168			218; 124 ⁰²	1.146 ²⁵	1.5026 ²⁰	
101	3-Acetylpyridine adenine dinucleotide	3-Acetyl NAD	C ₂₂ H ₂₈ N ₆ O ₁₄ P ₂	86-08-8	662.436	solid					
102	4-Acetylthioanisole		C ₉ H ₁₀ OS	1778-09-2	166.239		81.5				
103	Acetyl thiocholine iodide		C ₇ H ₁₆ INOS	1866-15-5	289.177		205				
104	<i>N</i> -Acetyl- <i>L</i> -tryptophan		C ₁₃ H ₁₄ N ₂ O ₃	1218-34-4	246.261	nd (dil MeOH)	189.5				s H ₂ O, EtOH, alk
105	<i>N</i> -Acetyl- <i>L</i> -tyrosine		C ₁₁ H ₁₃ NO ₄	537-55-3	223.226	cry (w); pl (diox)	153				
106	<i>N</i> -Acetyl- <i>L</i> -tyrosine ethyl ester		C ₁₃ H ₁₇ NO ₄	840-97-1	251.279		80.5				
107	<i>N</i> -Acetyl- <i>L</i> -valine		C ₇ H ₁₃ NO ₃	96-81-1	159.183		164				
108	Acid Fuchsin	Fuchsin, acid	C ₂₀ H ₁₇ N ₃ Na ₂ O ₉ S ₃	3244-88-0	585.539						sl H ₂ O, EtOH
109	Acifuorten	5-[2-Chloro-4-(trifluoromethyl)phenoxy]-2-nitrobenzoic acid	C ₁₄ H ₇ ClF ₃ NO ₃	50594-66-6	361.658		150				
110	Aconine		C ₂₅ H ₄₁ NO ₉	509-20-6	499.596	amor	132				s H ₂ O, EtOH, chl; sl eth, lig
111	Aconitine		C ₃₄ H ₄₇ NO ₁₁	302-27-2	645.737	orth lf	204				vs bz, EtOH, chl
112	9-Acridinamine	Aminacrine	C ₁₃ H ₁₀ N ₂	90-45-9	194.231	ye nd (ace or al)	241				s EtOH, ace; sl DMSO; vs dil HCl
113	Acridine	Dibenzo[<i>b,e</i>]pyridine	C ₁₃ H ₉ N	260-94-6	179.217	orth nd or pr (al)	106(form a); 110(form b)	344.86	1.005 ²⁰		i H ₂ O; sl ctc; vs EtOH, eth, bz
114	3,6-Acridinediamine	Proflavine	C ₁₃ H ₁₁ N ₃	92-62-6	209.246	ye nd (al or w)	285				s H ₂ O; vs EtOH; sl eth, bz
115	9(10 <i>H</i>)-Acridinone		C ₁₃ H ₉ NO	578-95-0	195.216	ye lf (al)	>300				i H ₂ O, eth, bz; sl EtOH; s HOAc, alk
116	Acrolein	2-Propenal	C ₃ H ₄ O	107-02-8	56.063	liq	-87.7	52.6	0.840 ²⁰	1.4017 ²⁰	vs H ₂ O; s EtOH, eth, ace; sl chl
117	Acrylamide	2-Propenamamide	C ₃ H ₅ NO	79-06-1	71.078	lf (bz)	84.5	192.6			vs H ₂ O, chl; s EtOH, eth, ace
118	Acrylic acid	2-Propenoic acid	C ₃ H ₄ O ₂	79-10-7	72.063		12.5	141	1.0511 ²⁰	1.4224 ²⁰	msc H ₂ O, EtOH, eth; s ace, bz, ctc
119	Acrylonitrile	Propenenitrile	C ₃ H ₃ N	107-13-1	53.063	liq	-83.48	77.3	0.8007 ²⁵	1.3911 ²⁰	s H ₂ O; vs ace, bz, eth, EtOH
120	Acyclovir		C ₈ H ₁₁ N ₅ O ₃	59277-89-3	225.205	cry (EtOH)	225				
121	Adenine	1 <i>H</i> -Purin-6-amine	C ₅ H ₅ N ₅	73-24-5	135.128	orth nd (+3w)	360 dec	sub 220			s H ₂ O; sl EtOH; i eth, chl
122	Adenosine	β- <i>D</i> -Ribofuranoside, adenine-9	C ₁₀ H ₁₃ N ₅ O ₄	58-61-7	267.242	n(w+3/2)	235.5				sl H ₂ O; i EtOH
123	Adenosine cyclic 3',5'-(hydrogen phosphate)	cAMP	C ₁₀ H ₁₂ N ₅ O ₆ P	60-92-4	329.206	cry	219				
124	Adenosine 3',5'-diphosphate	3'-Adenylic acid, 5'-(dihydrogen phosphate)	C ₁₀ H ₁₃ N ₅ O ₁₀ P ₂	1053-73-2	427.202	amor pow					



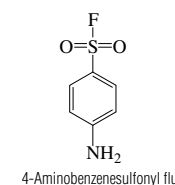
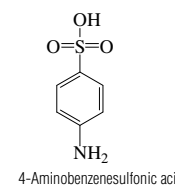
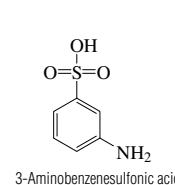
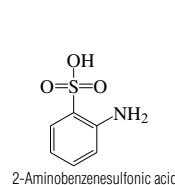
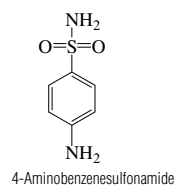
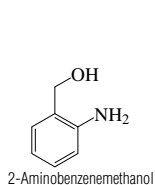
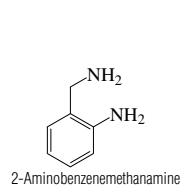
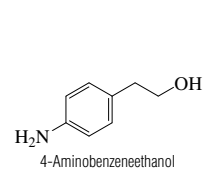
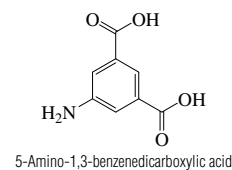
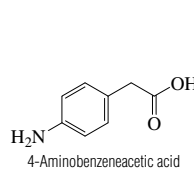
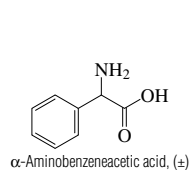
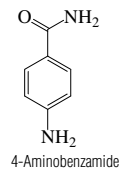
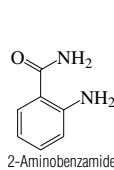
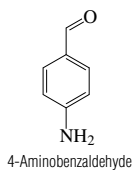
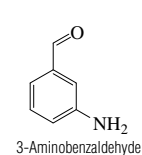
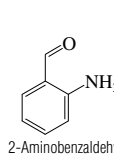
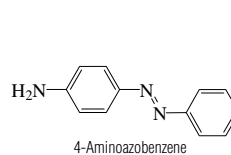
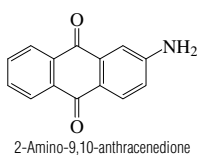
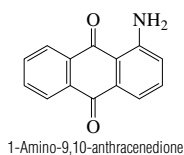
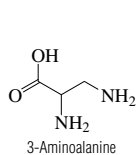
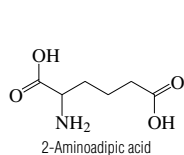
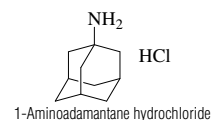
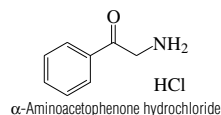
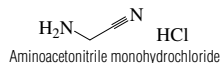
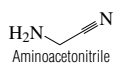
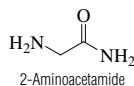
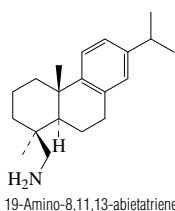
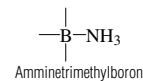
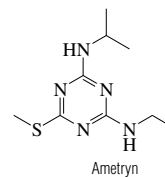
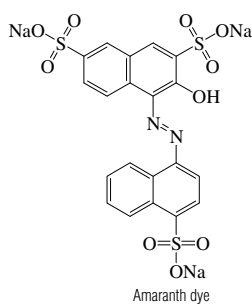
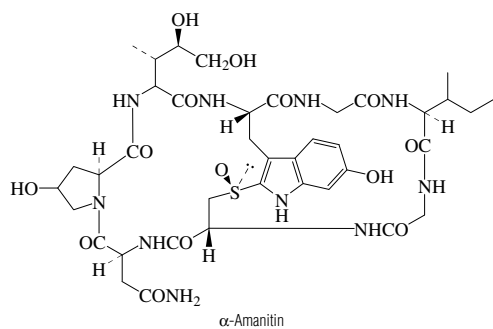
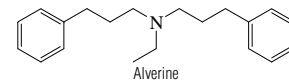
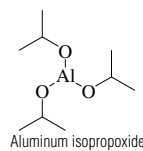
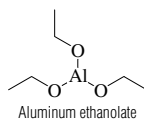
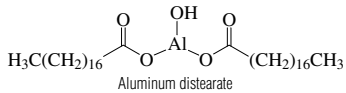
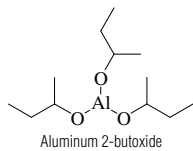
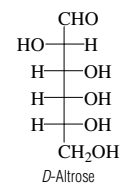
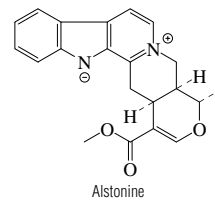
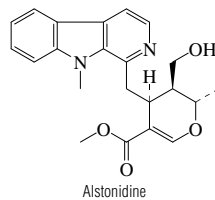
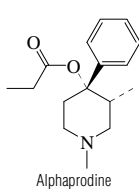
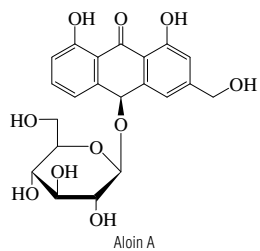
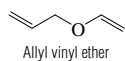
No.	Name	Synonym	Mol. Form.	CAS RN	Mol. Wt.	Physical Form	mp/°C	bp/°C	den/ g cm ⁻³	n _D	Solubility
125	Adenosine 5'-methylenediphosphonate	Adenosine, 5'-[hydrogen (phosphonomethyl) phosphonate]	C ₁₁ H ₁₇ N ₅ O ₉ P ₂	3768-14-7	425.229	cry (w)	204				s H ₂ O
126	Adenosine 3'-phosphate	3'-Adenylic acid	C ₁₀ H ₁₄ N ₅ O ₇ P	84-21-9	347.222	col nd	195 dec				
127	Adenosine 5'-triphosphate	ATP	C ₁₀ H ₁₆ N ₅ O ₁₃ P ₃	56-65-5	507.181		144 dec				
128	S-Adenosyl-L-homocysteine		C ₁₄ H ₂₀ N ₆ O ₅ S	979-92-0	384.411		210 dec				
129	5'-Adenylic acid	Adenosine 5'-monophosphate	C ₁₀ H ₁₄ N ₅ O ₇ P	61-19-8	347.222		195 dec				vs H ₂ O; s EtOH, 10% HCl
130	Adipamic acid		C ₈ H ₁₁ NO ₃	334-25-8	145.156	nd (w)	161.5				
131	Adiphenine hydrochloride		C ₂₀ H ₂₆ ClNO ₂	50-42-0	347.879	cry	113.5				vs H ₂ O; sl EtOH, eth
132	Adipic acid	1,6-Hexanedioic acid	C ₈ H ₁₀ O ₄	124-04-9	146.141	mcl pr (w, ace, lig)	152.5	337.5	1.360 ²⁵		sl H ₂ O; vs EtOH; s eth; i HOAc, lig
133	Adiponitrile	Hexanedinitrile	C ₆ H ₈ N ₂	111-69-3	108.141	nd (eth)	1	295	0.9676 ²⁰	1.4380 ²⁰	sl H ₂ O, eth; s chl, EtOH
134	Adrenalone		C ₉ H ₁₁ NO ₃	99-45-6	181.188	nd	235 dec				sl H ₂ O, EtOH, eth
135	Affinin	N-(2-Methylpropyl)-2,6,8-decatrienamide	C ₁₄ H ₂₃ NO	25394-57-4	221.339	ye oil	23	162 ^{0.5}		1.5134 ²⁵	i H ₂ O
136	Aflatoxin B1		C ₁₇ H ₁₂ O ₆	1162-65-8	312.273	cry	268				
137	Aflatoxin B2		C ₁₇ H ₁₄ O ₆	7220-81-7	314.289		287.5				
138	Aflatoxin G1		C ₁₇ H ₁₂ O ₇	1165-39-5	328.273	cry	245				
139	Agaritine	L-Glutamic acid, 5-[2-[4-(hydroxymethyl)phenyl]hydrazide]	C ₁₂ H ₁₇ N ₃ O ₄	2757-90-6	267.281	cry (dil al)	207 dec				vs H ₂ O
140	Ajmalan-17,21-diol, (17R,21α)	Ajmaline	C ₂₀ H ₂₆ N ₂ O ₂	4360-12-7	326.432	pl (+3.5w) (aq AcOEt)	206				i H ₂ O; s EtOH, chl; sl eth, bz
141	Alachlor		C ₁₄ H ₂₀ ClNO ₂	15972-60-8	269.768		40	100 ^{0.02}	1.133 ²⁵		
142	DL-Alanine	DL-2-Aminopropanoic acid	C ₃ H ₇ NO ₂	302-72-7	89.094	orth pr or nd (w)	300 dec	sub 250	1.424 ²⁵		s H ₂ O; vs EtOH
143	D-Alanine	2-Aminopropanoic acid, (R)	C ₃ H ₇ NO ₂	338-69-2	89.094	nd (w, al)	314 dec	sub			s H ₂ O; sl EtOH; i eth
144	L-Alanine	2-Aminopropanoic acid, (S)	C ₃ H ₇ NO ₂	56-41-7	89.094	orth (w)	297 dec	sub 250	1.432 ²²		s H ₂ O; sl EtOH, py; i eth, ace
145	β-Alanine	3-Aminopropanoic acid	C ₃ H ₇ NO ₂	107-95-9	89.094	nd, orth pr (al)	200 dec		1.437 ¹⁹		s H ₂ O; sl EtOH; i eth, ace
146	Alantolactone		C ₁₅ H ₂₀ O ₂	546-43-0	232.319	nd	76	275			vs bz, eth, EtOH, chl
147	Aldicarb		C ₇ H ₁₄ N ₂ O ₂ S	116-06-3	190.263		99		1.195 ²⁵		
148	Aldosterone		C ₂₁ H ₂₈ O ₅	52-39-1	360.444	cry (HOAc)	166.5				
149	Aldoxycarb S,S-dioxide		C ₇ H ₁₄ N ₂ O ₄ S	1646-88-4	222.262	cry	141				sl H ₂ O
150	Aldrin		C ₁₂ H ₆ Cl ₆	309-00-2	364.910		104				i H ₂ O; s EtOH, eth, ace, bz
151	Alizarin	1,2-Dihydroxy-9,10-anthracenedione	C ₁₄ H ₆ O ₄	72-48-0	240.212	oran or red tcl nd or pr (al)	289.5				sl H ₂ O; s EtOH, eth, ace, bz; i chl
152	Alizarin Red S	Sodium alizarinesulfonate	C ₁₄ H ₇ NaO ₇ S	130-22-3	342.257						vs H ₂ O; s EtOH
153	Alizarin Yellow R		C ₁₃ H ₆ N ₃ O ₅	2243-76-7	287.227	oran-br nd (dil HOAc)	253 dec				vs H ₂ O, EtOH
154	Alizuroil purple	1-Hydroxy-4-[(4-methylphenyl)amino]-9,10-anthracenedione	C ₂₁ H ₁₅ NO ₃	81-48-1	329.349	flat viol nd					s H ₂ SO ₄
155	Alkannin		C ₁₆ H ₁₆ O ₅	23444-65-7	288.295	br-red pr (bz)	149	sub 140			vs EtOH
156	Allantoic acid	Bis(aminocarbonyl)amino acetic acid	C ₄ H ₈ N ₄ O ₄	99-16-1	176.132	nd	170 dec				sl H ₂ O, os, dil acid
157	Allantoin		C ₄ H ₆ N ₄ O ₃	97-59-6	158.116	mcl pl or	239				sl H ₂ O; s EtOH, NaOH; i eth, MeOH
158	Allene		C ₃ H ₄	463-49-0	40.064	col gas	-136.6	-34.4	0.584 ²⁵ (p>1 atm)	1.4168	vs bz, peth
159	Allethrin		C ₁₉ H ₂₆ O ₃	584-79-2	302.407				1.010 ²⁰		
160	Allicin		C ₆ H ₁₀ OS ₂	539-86-6	162.272			dec	1.112 ²⁰	1.561 ²⁰	vs H ₂ O
161	Allopregnane-3β,21-diol-11,20-dione		C ₂₁ H ₃₂ O ₄	566-02-9	348.477	cry (aq, ac, +w) nd (bz, ac)	190				
162	Allopregnan-20β-ol-3-one	5α-Pregnan-20β-ol-3-one	C ₂₁ H ₃₆ O ₂	516-58-5	318.494		185				
163	Allopurinol	1,5-Dihydro-4H-pyrazolo[3,4-d]pyrimidin-4-one	C ₅ H ₄ N ₄ O	315-30-0	136.112	cry	350				
164	D-Allose		C ₆ H ₁₂ O ₆	2595-97-3	180.155	cry (w)	128				vs H ₂ O
165	Alloxanic acid		C ₄ H ₄ N ₂ O ₅	470-44-0	160.085	tcl pr (eth)	162 dec				vs H ₂ O, EtOH
166	Alloxantin		C ₈ H ₈ N ₄ O ₈	76-24-4	286.156	orth pr (w+2)	254 dec				sl H ₂ O, EtOH, eth



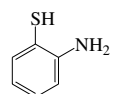
No.	Name	Synonym	Mol. Form.	CAS RN	Mol. Wt.	Physical Form	mp/°C	bp/°C	den/ g cm ⁻³	n _D	Solubility
167	Allyl acetate		C ₆ H ₈ O ₂	591-87-7	100.117			103.5	0.9275 ²⁰	1.4049 ²⁰	sl H ₂ O; s ace; msc EtOH, eth
168	Allyl acetoacetate		C ₇ H ₁₀ O ₃	1118-84-9	142.152	liq	-85	196; 66.5 ¹⁴	1.0366 ²⁰	1.4398 ²⁰	s H ₂ O, lig; msc EtOH, bz
169	Allyl acrylate		C ₈ H ₈ O ₂	999-55-3	112.127			121	0.9441 ²⁰	1.4320 ²⁰	sl H ₂ O; s EtOH, eth, acid
170	Allyl alcohol	2-Propen-1-ol	C ₃ H ₆ O	107-18-6	58.079	liq	-129	97.0	0.8540 ²⁰	1.4135 ²⁰	msc H ₂ O, EtOH, eth; s chl
171	Allylamine	2-Propen-1-amine	C ₃ H ₇ N	107-11-9	57.095	liq	-88.2	53.3	0.758 ²⁰	1.4205 ²⁰	msc H ₂ O, EtOH, eth; s chl
172	<i>N</i> -Allylaniline	Allylphenylamine	C ₉ H ₁₁ N	589-09-3	133.190			219; 106 ¹²	0.9736 ²⁵	1.563 ²⁰	sl H ₂ O; s EtOH, ace; msc eth
173	Allylbenzene	2-Propenylbenzene	C ₉ H ₁₀	300-57-2	118.175	liq	-40	156	0.8920 ²⁰	1.5131 ²⁰	i H ₂ O; s EtOH, eth, bz, ctc
174	α -Allylbenzenemethanol		C ₁₀ H ₁₂ O	936-58-3	148.201			228.5	1.004 ¹⁸	1.5289 ²¹	
175	Allyl benzoate		C ₁₀ H ₁₀ O ₂	583-04-0	162.185				1.0569 ¹⁵	1.5178 ²⁰	i H ₂ O; s EtOH, eth, ace, MeOH
176	Allyl butanoate		C ₇ H ₁₂ O ₂	2051-78-7	128.169			142; 44.5 ¹⁵	0.9017 ²⁰	1.4158 ²⁰	i H ₂ O; msc EtOH, eth; sl ctc
177	Allyl carbamate		C ₆ H ₁₁ NO ₂	2114-11-6	101.105						sl ctc
178	Allylchlorodimethylsilane		C ₆ H ₁₁ ClSi	4028-23-3	134.680			111	0.8964 ²⁰	1.4195 ²⁰	
179	Allyl chloroformate		C ₄ H ₅ ClO ₂	2937-50-0	120.535	hyg liq		109.5	1.136	1.422 ²⁰	
180	Allyl <i>trans</i> -cinnamate	Allyl <i>trans</i> -3-phenyl-2-propenoate	C ₁₂ H ₁₂ O ₂	1866-31-5	188.222			dec 268; 163 ¹⁷	1.048 ²³	1.530 ²⁰	i H ₂ O; vs EtOH; msc eth; sl ctc
181	1-Allylcyclohexanol		C ₈ H ₁₆ O	1123-34-8	140.222			190	0.9341 ²²	1.4756 ²²	
182	1-Allylcyclohexene	1-(2-Propenyl)cyclohexene	C ₈ H ₁₄	13511-13-2	122.207	liq		156			
183	Allylcyclopentane		C ₈ H ₁₄	3524-75-2	110.197	liq	-110.7	125	0.793 ²⁵	1.4412 ²⁰	s chl
184	Allyldiethoxymethylsilane		C ₈ H ₁₈ O ₂ Si	18388-45-9	174.314			155	0.8572 ²⁵	1.4104 ²⁰	
185	Allyldiethylamine	<i>N,N</i> -Diethyl-2-propen-1-amine	C ₇ H ₁₅ N	5666-17-1	113.201			110	0.7477 ²⁵	1.4209 ²⁰	
186	Allyldimethylamine	<i>N,N</i> -Dimethyl-2-propen-1-amine	C ₅ H ₁₁ N	2155-94-4	85.148			63.5	0.7094 ²⁵	1.4010 ²⁰	
187	Allyl ethyl ether		C ₅ H ₁₀ O	557-31-3	86.132			67.6	0.7651 ²⁰	1.3881 ²⁰	i H ₂ O; msc EtOH, eth; s ace
188	Allyl formate		C ₄ H ₆ O ₂	1838-59-1	86.090			83.6	0.9460 ²⁰		sl H ₂ O; s EtOH; msc eth
189	Allyl 2-furancarboxylate	Allyl 2-furanoate	C ₈ H ₈ O ₃	4208-49-5	152.148			207.5	1.115 ²⁵	1.4945 ²⁰	s eth, ace; sl ctc
190	Allyl glycidyl ether		C ₆ H ₁₀ O ₂	106-92-3	114.142			154	0.9698 ²⁰	1.4332 ²⁰	
191	Allyl hexanoate		C ₉ H ₁₆ O ₂	123-68-2	156.222			186	0.8869 ²⁰		
192	Allyl (hydroxymethyl)carbamate		C ₆ H ₉ NO ₃	24935-97-5	131.130	cry (tol)	57				
193	Allyl isocyanate		C ₄ H ₇ NO	1476-23-9	83.089			88			
194	Allyl isothiocyanate		C ₄ H ₇ NS	57-06-7	99.155	liq	-80	152	1.0126 ²⁰	1.5306 ²⁰	vs bz, eth, EtOH
195	Allyl methacrylate		C ₇ H ₁₀ O ₂	96-05-9	126.153			67 ⁹⁰ , 55 ⁹⁰	0.9335 ²⁰	1.4360 ²⁰	
196	4-Allyl-2-methoxyphenol	Eugenol	C ₁₀ H ₁₂ O ₂	97-53-0	164.201	liq	-7.5	253.2	1.0652 ²⁰	1.5405 ²⁰	i H ₂ O; msc EtOH, eth; s chl, HOAc, oils
197	4-Allyl-2-methoxyphenyl acetate	1,3,4-Eugenol acetate	C ₁₂ H ₁₄ O ₃	93-28-7	206.237	pr (al)	30.5	281; 127 ⁶	1.0806 ²⁰	1.5205 ²⁰	i H ₂ O; s EtOH; sl ctc
198	Allyl 3-methylbutanoate		C ₈ H ₁₄ O ₂	2835-39-4	142.196			154			
199	Allylmethylchlorosilane		C ₆ H ₉ Cl ₂ Si	1873-92-3	155.099			119.5	1.0758 ²⁰	1.4419 ²⁰	
200	2-(Allyloxy)ethanol	Ethylene glycol monoallyl ether	C ₅ H ₁₀ O ₂	111-45-5	102.132			158.5	0.9580 ²⁰	1.4358 ²⁰	msc H ₂ O; vs EtOH; s bz, ctc, MeOH
201	2-Allylphenol		C ₈ H ₁₀ O	1745-81-9	134.174	liq	-6	220	1.0246 ¹⁵	1.5181 ²⁰	vs eth
202	4-Allylphenol	Chavicol	C ₈ H ₁₀ O	501-92-8	134.174		15.8	238	1.0203 ¹⁵	1.5441 ¹⁸	vs eth, EtOH, chl
203	Allyl phenyl ether		C ₉ H ₁₀ O	1746-13-0	134.174			191.7	0.9811 ²⁰	1.5223 ²⁰	i H ₂ O; s EtOH; msc eth; sl ctc
204	Allyl propanoate	2-Propenyl propanoate	C ₆ H ₁₀ O ₂	2408-20-0	114.142			123	0.9140 ²⁰	1.4105 ²⁰	s EtOH, eth, ace
205	<i>N</i> -Allyl-2-propen-1-amine	Diallylamine	C ₇ H ₁₁ N	124-02-7	97.158			111		1.4387 ²⁰	s EtOH, eth
206	Allyl propyl disulfide		C ₈ H ₁₂ S ₂	2179-59-1	148.289			79 ¹³		1.5219 ²⁰	
207	3-(Allylsulfanyl)- <i>L</i> -alanine, (S)	Alliin	C ₆ H ₁₁ NO ₃ S	556-27-4	177.221	nd (dil ac)	165				vs H ₂ O
208	Allylthiourea	Thiosinamine	C ₄ H ₈ N ₂ S	109-57-9	116.185	mcl or orth pr (w)	78		1.217 ²⁰	1.5936 ⁷⁸	s H ₂ O, EtOH; sl eth; i bz
209	Allyltrichlorosilane	Trichloro-2-propenylsilane	C ₃ H ₂ Cl ₃ Si	107-37-9	175.517		35	117.5	1.2011 ²⁰	1.4460 ²⁰	
210	Allyltriethoxysilane		C ₉ H ₂₀ O ₃ Si	2550-04-1	204.339			100 ⁵⁰ , 82 ²⁸	0.9030 ²⁰	1.4072 ²⁰	
211	Allyltrimethylsilane		C ₆ H ₁₄ Si	762-72-1	114.261			85	0.7158 ²⁵	1.4074 ²⁰	i H ₂ O
212	Allylurea		C ₄ H ₈ N ₂ O	557-11-9	100.119	nd (al)	85				msc H ₂ O, EtOH; sl eth, chl; i peth



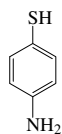
No.	Name	Synonym	Mol. Form.	CAS RN	Mol. Wt.	Physical Form	mp/°C	bp/°C	den/ g cm ⁻³	n _D	Solubility
213	Allyl vinyl ether	3-(Ethenyloxy)-1-propene	C ₆ H ₈ O	3917-15-5	84.117			66	0.7900 ²⁰	1.4062 ²⁰	i H ₂ O; s eth, ace, chl
214	Aloin A		C ₂₁ H ₂₂ O ₉	1415-73-2	418.395		149.3				s H ₂ O, EtOH, ace; sl eth, bz; i chl
215	Alphaprodine		C ₁₆ H ₂₃ NO ₂	15867-21-7	261.360	cry	103				
216	Alstonidine		C ₂₂ H ₂₄ N ₂ O ₄	25394-75-6	380.437	cry (eth)	189				vs ace, EtOH
217	Alstonine		C ₂₁ H ₂₀ N ₂ O ₃	642-18-2	348.395	ye nd (ace)	207 dec				
218	D-Altrose		C ₆ H ₁₂ O ₆	1990-29-0	180.155	pr (MeOH,al)	103.5				vs H ₂ O
219	Aluminum 2-butoxide	2-Butanol, aluminum salt	C ₁₂ H ₂₇ AlO ₃	2269-22-9	246.322			197 ²⁰			
220	Aluminum distearate	Hydroxyaluminum distearate	C ₃₆ H ₇₁ AlO ₅	300-92-5	610.928	wh pow	145				i H ₂ O
221	Aluminum ethanolate	Aluminum ethoxide	C ₆ H ₁₅ AlO ₃	555-75-9	162.163	liq/wh solid	140	200 ⁷			dec H ₂ O; sl xyl
222	Aluminum isopropoxide		C ₉ H ₂₁ AlO ₃	555-31-7	204.243	hyg wh solid	119	135 ¹⁰ , 94 ⁰⁵			reac H ₂ O; s EtOH, bz, peth, chl
223	Alverine	N-Ethyl-bis(3-phenylpropyl) amine	C ₂₀ H ₂₇ N	150-59-4	281.435	oil		166 ⁰³			
224	α-Amanitin		C ₃₉ H ₅₄ N ₁₀ O ₁₄ S	23109-05-9	918.970	nd	254 dec				
225	Amaranth dye		C ₂₀ H ₁₁ N ₂ Na ₃ O ₁₀ S ₃	915-67-3	604.472	dk red pow					s H ₂ O
226	Ametryn		C ₉ H ₁₇ N ₅ S	834-12-8	227.330		88				
227	Aminetrimethylboron		C ₃ H ₁₂ BN	1830-95-1	72.945		73.5				
228	19-Amino-8,11,13-abietatriene		C ₂₀ H ₃₁ N	1446-61-3	285.467	cry	44.5				
229	2-Aminoacetamide		C ₂ H ₆ N ₂ O	598-41-4	74.081	hyg nd (chl)	67.5				vs H ₂ O, EtOH; sl eth, bz; s ace, chl
230	Aminoacetonitrile		C ₂ H ₄ N ₂	540-61-4	56.066			58 ¹⁵			vs EtOH
231	Aminoacetonitrile monohydrochloride		C ₂ H ₅ ClN ₂	6011-14-9	92.527	hyg cry (al)	165 dec				
232	α-Aminoacetophenone hydrochloride		C ₈ H ₁₀ ClNO	5468-37-1	171.624		194 dec				
233	1-Aminoadamantane hydrochloride	Adamantanamine hydrochloride	C ₁₀ H ₁₆ ClN	665-66-7	187.710	cry (al-eth)	360 dec				vs H ₂ O, EtOH
234	2-Amino adipic acid		C ₆ H ₁₁ NO ₄	626-71-1	161.156	pl (w)	207.0				sl H ₂ O, EtOH, eth
235	3-Aminoalanine	2,3-Diaminopropionic acid	C ₃ H ₈ N ₂ O ₂	515-94-6	104.108	hyg rosettes	110				vs H ₂ O
236	1-Amino-9,10-anthracenedione	1-Aminoanthraquinone	C ₁₄ H ₉ NO ₂	82-45-1	223.227	red nd (al)	253.5	sub			vs ace, bz, EtOH, chl
237	2-Amino-9,10-anthracenedione	2-Aminoanthraquinone	C ₁₄ H ₉ NO ₂	117-79-3	223.227	red nd (al, HOAc)	304.5	sub			i H ₂ O, eth; sl EtOH; s ace, bz, chl
238	4-Aminoazobenzene		C ₁₂ H ₁₁ N ₃	60-09-3	197.235	oran mcl nd (al)	127	>360			sl H ₂ O, lig; s EtOH, eth, bz, chl
239	2-Aminobenzaldehyde		C ₇ H ₇ NO	529-23-7	121.137	silv lf	40.5	80 ²			sl H ₂ O; vs EtOH, eth; s bz, chl; i lig
240	3-Aminobenzaldehyde		C ₇ H ₇ NO	1709-44-0	121.137	nd (AcOEt)	29				s eth, acid
241	4-Aminobenzaldehyde		C ₇ H ₇ NO	556-18-3	121.137	pl (w)	71.5				s H ₂ O, EtOH, eth, acid
242	2-Aminobenzamide		C ₇ H ₈ N ₂ O	88-68-6	136.151		110.5 dec				s H ₂ O, EtOH; sl eth, bz; vs AcOEt
243	4-Aminobenzamide		C ₇ H ₈ N ₂ O	2835-68-9	136.151	ye cry (+1/4w)	183				sl H ₂ O; s EtOH, eth
244	α-Aminobenzeneacetic acid, (±)	α-Phenylglycine	C ₈ H ₉ NO ₂	2835-06-5	151.163	pl	292 dec	sub 255			s alk; sl os
245	4-Aminobenzeneacetic acid	p-Aminophenylacetic acid	C ₈ H ₉ NO ₂	1197-55-3	151.163	pl (w)	200 dec				i H ₂ O; sl EtOH, DMSO
246	5-Amino-1,3-benzenedicarboxylic acid		C ₈ H ₇ NO ₄	99-31-0	181.147	pr(al), pl(w)	360	sub			i H ₂ O; sl EtOH
247	4-Aminobenzeneethanol		C ₈ H ₁₁ NO	104-10-9	137.179	nd (al)	108				
248	2-Aminobenzenemethanamine		C ₇ H ₁₀ N ₂	4403-69-4	122.167		61	269			vs EtOH
249	2-Aminobenzenemethanol		C ₇ H ₉ NO	5344-90-1	123.152		83.5	273			s H ₂ O, EtOH, eth, HOAc; vs bz, chl
250	4-Aminobenzeneulfonamide	Sulfanilamide	C ₆ H ₈ N ₂ O ₂ S	63-74-1	172.205	lf (dil al)	165.5		1.08 ²⁵		s H ₂ O, EtOH, eth, ace; sl chl, peth
251	2-Aminobenzeneulfonic acid	Orthanilic acid	C ₆ H ₇ NO ₃ S	88-21-1	173.190	pr (+ 1/2w)	>320 dec				sl H ₂ O; i EtOH, eth
252	3-Aminobenzeneulfonic acid	Metanilic acid	C ₆ H ₇ NO ₃ S	121-47-1	173.190	nd, pr (w +1)	dec				sl H ₂ O, EtOH; i eth
253	4-Aminobenzeneulfonic acid	Sulfanilic acid	C ₆ H ₇ NO ₃ S	121-57-3	173.190	orth pl or mcl (w+2)	288		1.485 ²⁵		sl H ₂ O; i EtOH, eth
254	4-Aminobenzeneulfonyl fluoride	p-Sulfanilyl fluoride	C ₆ H ₆ FNO ₂ S	98-62-4	175.181		68.5				



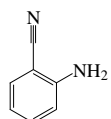
No.	Name	Synonym	Mol. Form.	CAS RN	Mol. Wt.	Physical Form	mp/°C	bp/°C	den/ g cm ⁻³	n _D	Solubility
255	2-Aminobenzenethiol		C ₆ H ₇ NS	137-07-5	125.192		26	234		1.4606 ²⁰	s EtOH, eth
256	4-Aminobenzenethiol		C ₆ H ₇ NS	1193-02-8	125.192		46	143 ¹⁷			s H ₂ O, EtOH
257	2-Aminobenzonitrile		C ₇ H ₆ N ₂	1885-29-6	118.136	ye pr (CS ₂) nd (peth)	51	263			sl H ₂ O; vs EtOH, eth, ace, bz; i peth
258	3-Aminobenzonitrile		C ₇ H ₆ N ₂	2237-30-1	118.136	nd (dil al or CCl ₄)	54.3	289			sl H ₂ O; vs EtOH, eth, ace, chl
259	4-Aminobenzonitrile		C ₇ H ₆ N ₂	873-74-5	118.136	pr or pl (w)	87.0				sl H ₂ O, ctc; vs EtOH, eth, ace, bz
260	4-Aminobenzophenone		C ₁₃ H ₁₁ NO	1137-41-3	197.232	lf (dil al)	124	246 ¹³			sl H ₂ O, tfa; s EtOH, eth, HOAc
261	<i>N</i> -(4-Aminobenzoyl)- <i>L</i> -glutamic acid		C ₁₂ H ₁₄ N ₂ O ₅	4271-30-1	266.249	cry (w)	173				
262	<i>N</i> -(4-Aminobenzoyl)glycine	<i>p</i> -Aminohippuric acid	C ₉ H ₁₀ N ₂ O ₃	61-78-9	194.186	pr or nd (w)	198.5				vs ace, bz, EtOH
263	2-Aminobiphenyl		C ₁₂ H ₁₁ N	90-41-5	169.222	lf (dil al)	51	299			i H ₂ O; s EtOH, eth, bz; sl DMSO, peth
264	3-Aminobiphenyl		C ₁₂ H ₁₁ N	2243-47-2	169.222	nd	31.5				sl H ₂ O; s EtOH, eth, ace, bz
265	4-Aminobiphenyl	<i>p</i> -Biphenylamine	C ₁₂ H ₁₁ N	92-67-1	169.222	lf (dil al)	53.5	302			sl H ₂ O; s EtOH, eth, ace, chl
266	2-Amino-5-bromobenzoic acid	5-Bromoanthranilic acid	C ₇ H ₆ BrNO ₂	5794-88-7	216.033	nd	219.5				s DMSO
267	1-Amino-4-bromo-9,10-dihydro-9,10-dioxo-2-anthracenesulfonic acid	1-Amino-4-bromoanthraquinone-2-sulfonic acid	C ₁₄ H ₈ BrNO ₅ S	116-81-4	382.187	red nd (w)					
268	<i>DL</i> -2-Aminobutanoic acid		C ₄ H ₉ NO ₂	2835-81-6	103.120	lf (w)	304 dec	sub	1.2300 ²⁰		vs H ₂ O; sl EtOH; i eth, bz
269	<i>L</i> -2-Aminobutanoic acid		C ₄ H ₉ NO ₂	1492-24-6	103.120	lf (dil al), cry (al)	292 dec				s H ₂ O; sl EtOH, eth; i bz
270	<i>DL</i> -3-Aminobutanoic acid		C ₄ H ₉ NO ₂	2835-82-7	103.120	nd (al)	194.3				vs H ₂ O; i EtOH, eth, bz
271	4-Aminobutanoic acid	<i>γ</i> -Aminobutyric acid	C ₄ H ₉ NO ₂	56-12-2	103.120	pr or nd (al) lf (MeOH- eth)	203 dec				vs H ₂ O; sl EtOH, ace; i eth, bz
272	2-Amino-1-butanol, (±)		C ₄ H ₁₁ NO	13054-87-0	89.136	liq	-1.0	178	0.9162 ²⁰	1.4489 ²⁵	msc H ₂ O, EtOH, eth; sl chl
273	4-Amino-1-butanol		C ₄ H ₁₁ NO	13325-10-5	89.136			205; 125 ³⁴	0.967 ¹²	1.4625 ²⁰	s H ₂ O, EtOH; i eth
274	4-Amino- <i>N</i> -[(butylamino)carbonyl]benzenesulfonamide	Carbutamide	C ₁₁ H ₁₇ N ₃ O ₃ S	339-43-5	271.336		144.5				
275	Aminocarb		C ₁₁ H ₁₆ N ₂ O ₂	2032-59-9	208.257	cry	94				sl H ₂ O, bz; s ace
276	<i>N</i> -(Aminocarbonyl)acetamide		C ₃ H ₆ N ₂ O ₂	591-07-1	102.092		218	sub 180			sl H ₂ O, eth; s EtOH
277	[4-[(Aminocarbonyl)amino]phenyl]arsonic acid	Carbarsone	C ₇ H ₉ AsN ₂ O ₄	121-59-5	260.079	nd (w)	174				sl H ₂ O, DMSO, EtOH; i eth, chl; s alk
278	<i>N</i> -(Aminocarbonyl)-2-bromo-2-ethylbutanamide	Carbromal	C ₇ H ₁₃ BrN ₂ O ₂	77-65-6	237.094	orth (dil al)	118		1.544 ²⁵		sl H ₂ O, chl; s ace, bz
279	<i>N</i> -(Aminocarbonyl)-2-bromo-3-methylbutanamide	Bromisovalum	C ₆ H ₁₁ BrN ₂ O ₂	496-67-3	223.067	nd or lf (to)	154	sub	1.56 ¹⁵		vs ace, bz, eth, EtOH
280	[2-(Aminocarbonyl)phenoxy]acetic acid	Salicylamide <i>O</i> -acetic acid	C ₉ H ₉ NO ₄	25395-22-6	195.172		221				s alk
281	7-Aminocephalosporanic acid		C ₁₀ H ₁₂ N ₂ O ₅ S	957-68-6	272.277	cry					
282	1-Amino-5-chloro-9,10-anthracenedione	1-Amino-5-chloroanthraquinone	C ₁₄ H ₈ ClNO ₂	117-11-3	257.673		212				
283	4-Amino-6-chloro-1,3-benzenedisulfonamide	Chloraminophenamide	C ₆ H ₈ ClN ₂ O ₄ S ₂	121-30-2	285.729		254.5				
284	5-Amino-2-chlorobenzenesulfonic acid	6-Chlorometanilic acid	C ₆ H ₆ ClNO ₃ S	88-43-7	207.635	nd (w)	280 dec				
285	2-Amino-5-chlorobenzoic acid		C ₇ H ₆ ClNO ₂	635-21-2	171.582		211				
286	5-Amino-2-chlorobenzoic acid		C ₇ H ₆ ClNO ₂	89-54-3	171.582		188		1.519 ¹⁵		vs EtOH
287	2-Amino-5-chlorobenzophenone	2-Benzoyl-4-chloroaniline	C ₁₃ H ₁₀ ClNO	719-59-5	231.677	ye nd	100.5				vs H ₂ O, EtOH, peth, chl
288	2-Amino-4-chloro-5-methylbenzenesulfonic acid	2-Chloro- <i>p</i> -toluidine-5-sulfonic acid	C ₇ H ₈ ClNO ₃ S	88-51-7	221.662	short nd (w)					
289	2-Amino-4-chlorophenol	2-Hydroxy-5-chloroaniline	C ₆ H ₆ ClNO	95-85-2	143.571		140				sl DMSO
290	1-Aminocyclopentanecarboxylic acid	Cycloleucine	C ₆ H ₁₁ NO ₂	52-52-8	129.157	cry (al-w)	330 dec				
291	7-Aminodeacetoxycephalosporanic acid		C ₈ H ₁₀ N ₂ O ₅ S	22252-43-3	214.241		241 dec				
292	1-Amino-1-deoxy- <i>D</i> -glucitol	Glucamine	C ₆ H ₁₅ NO ₅	488-43-7	181.187	cry (MeOH)	127				vs H ₂ O, EtOH
293	2-Amino-2-deoxy- <i>D</i> -glucose	<i>D</i> -Glucosamine	C ₆ H ₁₃ NO ₅	3416-24-8	179.171						vs H ₂ O



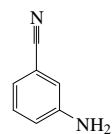
2-Aminobenzenethiol



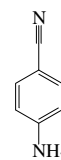
4-Aminobenzenethiol



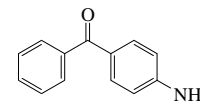
2-Aminobenzonitrile



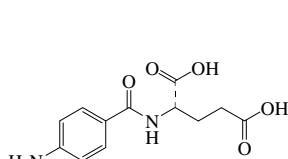
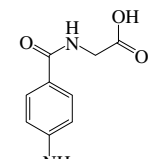
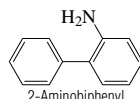
3-Aminobenzonitrile



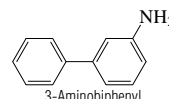
4-Aminobenzonitrile



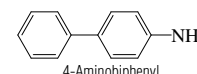
4-Aminobenzophenone

*N*-(4-Aminobenzoyl)-L-glutamic acid*N*-(4-Aminobenzoyl)glycine

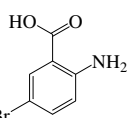
2-Aminobiphenyl



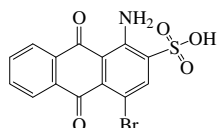
3-Aminobiphenyl



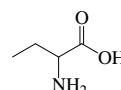
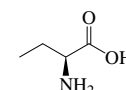
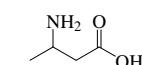
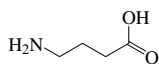
4-Aminobiphenyl



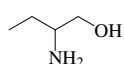
2-Amino-5-bromobenzoic acid



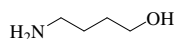
1-Amino-4-bromo-9,10-dihydro-9,10-dioxo-2-anthracenesulfonic acid

*DL*-2-Aminobutanoic acid*L*-2-Aminobutanoic acid*DL*-3-Aminobutanoic acid

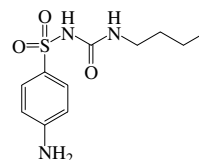
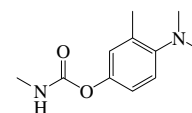
4-Aminobutanoic acid



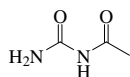
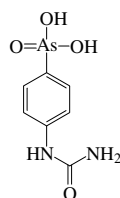
2-Amino-1-butanol, (±)



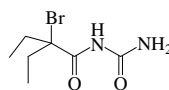
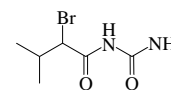
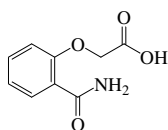
4-Amino-1-butanol

4-Amino-*N*-[(butylamino)carbonyl]benzenesulfonamide

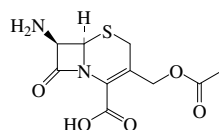
Aminocarb

*N*-(Aminocarbonyl)acetamide

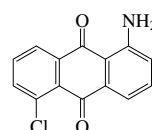
[4-[(Aminocarbonyl)amino]phenyl]arsonic acid

*N*-(Aminocarbonyl)-2-bromo-2-ethylbutanamide*N*-(Aminocarbonyl)-2-bromo-3-methylbutanamide

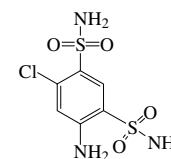
[2-(Aminocarbonyl)phenoxy]acetic acid



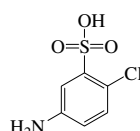
7-Aminocephalosporanic acid



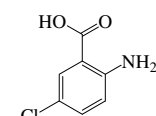
1-Amino-5-chloro-9,10-anthracenedione



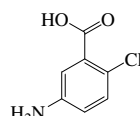
4-Amino-6-chloro-1,3-benzenedisulfonamide



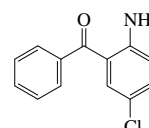
5-Amino-2-chlorobenzenesulfonic acid



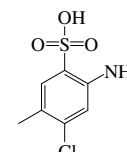
2-Amino-5-chlorobenzoic acid



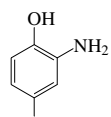
5-Amino-2-chlorobenzoic acid



2-Amino-5-chlorobenzophenone



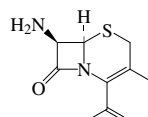
2-Amino-4-chloro-5-methylbenzenesulfonic acid



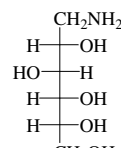
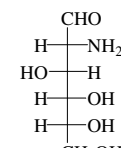
2-Amino-4-chlorophenol



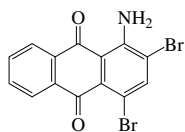
1-Aminocyclopentanecarboxylic acid



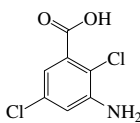
7-Aminodeacetoxycephalosporanic acid

1-Amino-1-deoxy-*D*-glucitol2-Amino-2-deoxy-*D*-glucose

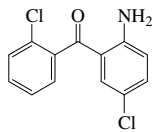
No.	Name	Synonym	Mol. Form.	CAS RN	Mol. Wt.	Physical Form	mp/°C	bp/°C	den/ g cm ⁻³	n _D	Solubility
294	1-Amino-2,4-dibromo-9,10-anthracenedione		C ₁₄ H ₇ Br ₂ NO ₂	81-49-2	381.020	red nd (xyl)	226				
295	3-Amino-2,5-dichlorobenzoic acid	Chloramben	C ₇ H ₅ Cl ₂ NO ₂	133-90-4	206.027		200				sl DMSO
296	2-Amino-2',5'-dichlorobenzophenone		C ₁₃ H ₉ Cl ₂ NO	2958-36-3	266.122		≈80				
297	2-Amino-4,6-dichlorophenol		C ₆ H ₃ Cl ₂ NO	527-62-8	178.016	long nd (CS ₂)	95.5	sub 70			
298	4-Amino-2,6-dichlorophenol		C ₆ H ₃ Cl ₂ NO	5930-28-9	178.016	nd or lf (w, bz)	168	sub			i H ₂ O; vs EtOH, eth; s ace; sl bz, HOAc
299	2-Amino-1,7-dihydro-7-methyl-6 <i>H</i> -purin-6-one	7-Methylguanine	C ₈ H ₇ N ₃ O	578-76-7	165.153		370				
300	5-Amino-2,3-dihydro-1,4-phthalazinedione	Luminol	C ₈ H ₇ N ₃ O ₂	521-31-3	177.161	ye nd (al)	330.5				i H ₂ O; sl EtOH, eth; vs alk; s HOAc
301	2-Amino-1,7-dihydro-6 <i>H</i> -purine-6-thione	Thioguanine	C ₈ H ₇ N ₃ S	154-42-7	167.193		>360				
302	6-Amino-1,3-dihydro-2 <i>H</i> -purin-2-one	Isoguanine	C ₈ H ₇ N ₃ O	3373-53-3	151.127		>360				i H ₂ O
303	2-Amino-3,4-dimethylimidazo[4,5-f]quinoline	Me-IQ	C ₁₂ H ₁₂ N ₄	77094-11-2	212.250	cry	297				
304	2-Amino-4,6-dinitrophenol	Picramic acid	C ₆ H ₃ N ₂ O ₅	96-91-3	199.121	dk red nd (al) pr (chl)	169				vs bz, EtOH
305	2-Aminoethanesulfonic acid	Taurine	C ₂ H ₇ NO ₃ S	107-35-7	125.147	mcl pr (w)	328				vs H ₂ O
306	1-Aminoethanol	Acetaldehyde ammonia	C ₂ H ₇ NO	75-39-8	61.083	orth (eth-al)	97	dec 110			s H ₂ O; sl eth
307	2-(2-Aminoethoxy)ethanol	Diglycolamine	C ₄ H ₁₁ NO ₂	929-06-6	105.136		-12.5	221	1.0572 ²⁰		
308	<i>N</i> -(2-Aminoethyl)acetamide		C ₄ H ₁₀ N ₂ O	1001-53-2	102.134		51				s H ₂ O, EtOH, bz; i eth
309	6-Amino-3-ethyl-1-allyl-2,4(1 <i>H</i> ,3 <i>H</i>)-pyrimidinedione	Aminometradine	C ₉ H ₁₃ N ₃ O ₂	642-44-4	195.218	cry (+1w, w)	143				
310	1-[(2-Aminoethyl)amino]-2-propanol	<i>N</i> -(2-Hydroxypropyl)ethylenediamine	C ₈ H ₁₄ N ₂ O	123-84-2	118.177			94 ³	0.9837 ²⁵	1.4738 ²⁰	
311	4-(2-Aminoethyl)-1,2-benzenediol, hydrochloride	Dopamine hydrochloride	C ₈ H ₁₂ ClNO ₂	62-31-7	189.640	nd (w)	241 dec				vs H ₂ O, MeOH
312	α -(1-Aminoethyl)benzenemethanol, [<i>S</i> -(<i>R</i> *, <i>R</i> *)]-		C ₈ H ₁₃ NO	492-39-7	151.205	pl(MeOH)	77.5				vs eth, EtOH, chl
313	α -(1-Aminoethyl)benzenemethanol, hydrochloride		C ₈ H ₁₄ ClNO	53631-70-2	187.666		198.5				s H ₂ O
314	<i>N</i> -(2-Aminoethyl)ethanolamine		C ₄ H ₁₂ N ₂ O	111-41-1	104.150			239; 105 ¹⁰	1.0286 ²⁰	1.4863 ²⁰	msc H ₂ O, EtOH; s ace; sl bz, lig
315	4-(2-Aminoethyl)phenol	Tyramine	C ₈ H ₁₁ NO	51-67-2	137.179	pl or nd (bz, w), cry (al)	164.5	206 ²⁵			sl H ₂ O, bz, DMSO; s EtOH, xyl; i tol
316	<i>N</i> -(2-Aminoethyl)-1,3-propanediamine	<i>N</i> -(3-Aminopropyl)ethylenediamine	C ₈ H ₁₅ N ₃	13531-52-7	117.193			87 ³		1.4805 ²⁵	
317	2-Amino-2-ethyl-1,3-propanediol		C ₈ H ₁₃ NO ₂	115-70-8	119.163		37.5	152 ¹⁰	1.099 ²⁰	1.490 ²⁰	msc H ₂ O
318	<i>L</i> -2-Aminohexanedioic acid	2-Aminoadipic acid	C ₆ H ₁₁ NO ₄	542-32-5	161.156	cry (EtOH, w)	205 dec				sl H ₂ O, EtOH, eth
319	6-Aminohexanenitrile	5-Cyano-1-pentylamine	C ₈ H ₁₂ N ₂	2432-74-8	112.172	liq		118 ¹⁶			vs H ₂ O; i EtOH; sl MeOH
320	6-Aminohexanoic acid	ϵ -Aminocaproic acid	C ₆ H ₁₃ NO ₂	60-32-2	131.173	lf (eth)	205				
321	6-Amino-1-hexanol		C ₆ H ₁₃ NO	4048-33-3	117.189		57	137 ³⁰			
322	1-Amino-4-hydroxy-9,10-anthracenedione		C ₁₄ H ₉ NO ₃	116-85-8	239.226		216.5				s EtOH, ace
323	3-Amino-4-hydroxybenzenesulfonic acid		C ₆ H ₇ NO ₄ S	98-37-3	189.190	orth (w+1)	>300				sl H ₂ O; i EtOH, eth
324	4-Amino-2-hydroxybenzohydrazide	<i>p</i> -Aminosalicylic acid hydrazide	C ₇ H ₉ N ₃ O ₂	6946-29-8	167.165	nd (al)	195				vs EtOH
325	2-Amino-3-hydroxybenzoic acid		C ₇ H ₇ NO ₃	548-93-6	153.136	lf (w)	253.5				sl H ₂ O; s EtOH, eth, chl
326	4-Amino-2-hydroxybenzoic acid	<i>p</i> -Aminosalicylic acid	C ₇ H ₇ NO ₃	65-49-6	153.136	nd, pl (al-eth)	150 dec				s H ₂ O, EtOH, eth, ace; i bz, peth, chl
327	5-Amino-2-hydroxybenzoic acid	Mesalamine	C ₇ H ₇ NO ₃	89-57-6	153.136		283				sl H ₂ O; i EtOH
328	3-Amino-4-hydroxybutanoic acid	γ -Hydroxy- β -aminobutyric acid	C ₄ H ₉ NO ₃	589-44-6	119.119	pr	216				vs H ₂ O; sl EtOH, chl, eth, AcOEt
329	4-Amino-3-hydroxybutanoic acid, (\pm)		C ₄ H ₉ NO ₃	924-49-2	119.119	pr (w), cry (dil al)	218				vs H ₂ O
330	4-(2-Amino-1-hydroxyethyl)-1,2-benzenediol, (\pm)		C ₈ H ₁₁ NO ₃	138-65-8	169.178		189 dec				
331	1-Amino-4-hydroxy-2-methoxy-9,10-anthracenedione		C ₁₅ H ₁₁ NO ₄	2379-90-0	269.253						sl chl
332	4-Amino-5-(hydroxymethyl)-2(1 <i>H</i>)-pyrimidinone	5-Hydroxymethylcytosine	C ₅ H ₇ N ₃ O ₂	1123-95-1	141.129		>300 dec				



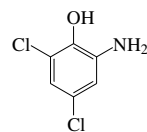
1-Amino-2,4-dibromo-9,10-anthracenedione



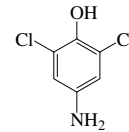
3-Amino-2,5-dichlorobenzoic acid



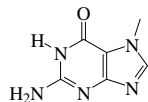
2-Amino-2',5'-dichlorobenzophenone



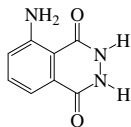
2-Amino-4,6-dichlorophenol



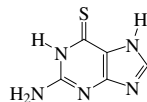
4-Amino-2,6-dichlorophenol



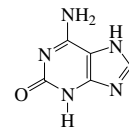
2-Amino-1,7-dihydro-7-methyl-6H-purin-6-one



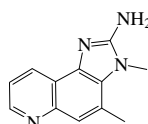
5-Amino-2,3-dihydro-1,4-phthalazinedione



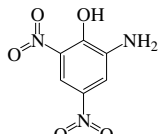
2-Amino-1,7-dihydro-6H-purine-6-thione



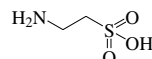
6-Amino-1,3-dihydro-2H-purin-2-one



2-Amino-3,4-dimethylimidazo[4,5-f]quinoline



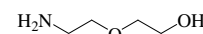
2-Amino-4,6-dinitrophenol



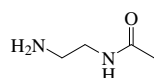
2-Aminoethanesulfonic acid



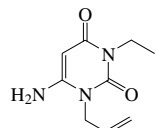
1-Aminoethanol



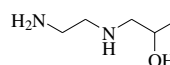
2-(2-Aminoethoxy)ethanol



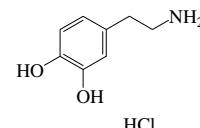
N-(2-Aminoethyl)acetamide



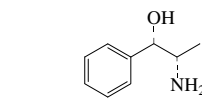
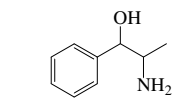
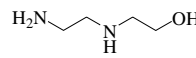
6-Amino-3-ethyl-1-allyl-2,4-(1H,3H)-pyrimidinedione



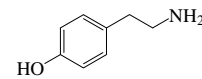
1-[(2-Aminoethyl)amino]-2-propanol



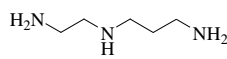
4-(2-Aminoethyl)-1,2-benzenediol, hydrochloride

 α -(1-Aminoethyl)benzenemethanol, [S-(R*,R*)]- α -(1-Aminoethyl)benzenemethanol, hydrochloride

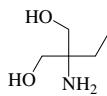
N-(2-Aminoethyl)ethanolamine



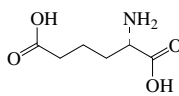
4-(2-Aminoethyl)phenol



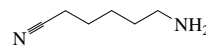
N-(2-Aminoethyl)-1,3-propanediamine



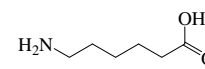
2-Amino-2-ethyl-1,3-propanediol



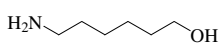
L-2-Aminohexanedioic acid



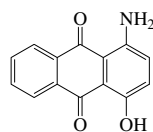
6-Aminohexanenitrile



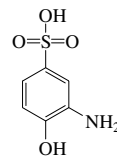
6-Aminohexanoic acid



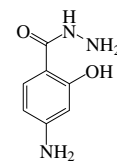
6-Amino-1-hexanol



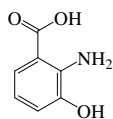
1-Amino-4-hydroxy-9,10-anthracenedione



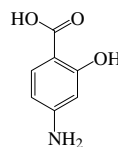
3-Amino-4-hydroxybenzenesulfonic acid



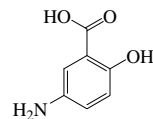
4-Amino-2-hydroxybenzohydrazide



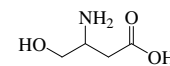
2-Amino-3-hydroxybenzoic acid



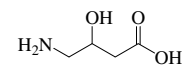
4-Amino-2-hydroxybenzoic acid



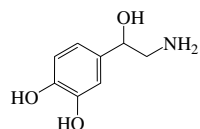
5-Amino-2-hydroxybenzoic acid



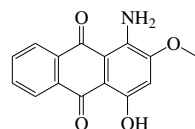
3-Amino-4-hydroxybutanoic acid



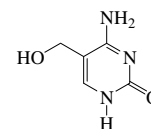
4-Amino-3-hydroxybutanoic acid, (±)



4-(2-Amino-1-hydroxyethyl)-1,2-benzenediol, (±)

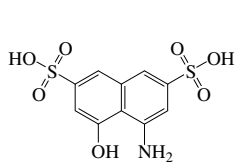


1-Amino-4-hydroxy-2-methoxy-9,10-anthracenedione

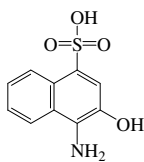


4-Amino-5-(hydroxymethyl)-2(1H)-pyrimidinone

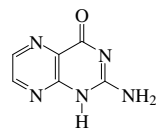
No.	Name	Synonym	Mol. Form.	CAS RN	Mol. Wt.	Physical Form	mp/°C	bp/°C	den/ g cm ⁻³	n _D	Solubility
333	4-Amino-5-hydroxy-2,7-naphthalenedisulfonic acid	1-Naphthol-8-amino-3,6-disulfonic acid	C ₁₀ H ₉ NO ₇ S ₂	90-20-0	319.311						sl H ₂ O, EtOH, eth
334	4-Amino-3-hydroxy-1-naphthalenesulfonic acid	1-Amino-2-naphthol-4-sulfonic acid	C ₁₀ H ₉ NO ₄ S	116-63-2	239.248	gray nd					i H ₂ O, EtOH, bz; s alk
335	2-Amino-4-hydroxypteridine		C ₆ H ₆ N ₄ O	2236-60-4	163.137	ye cry	>360				
336	5-Amino-1 <i>H</i> -imidazole-4-carboxamide		C ₄ H ₆ N ₄ O	360-97-4	126.117	cry (EtOH)	170				
337	<i>O</i> -[(Aminoiminomethyl)amino]- <i>L</i> -homoserine	Canavanine	C ₅ H ₁₂ N ₄ O ₃	543-38-4	176.174	cry (al)					vs H ₂ O
338	(Aminoiminomethyl)urea		C ₂ H ₆ N ₄ O	141-83-3	102.095	pr	105	dec 160			s H ₂ O, py; sl EtOH; i eth, bz, chl, CS ₂
339	2-Amino-5-iodobenzoic acid		C ₇ H ₆ INO ₂	5326-47-6	263.033		220 dec				sl H ₂ O, tfa; vs EtOH, eth, ace; s bz
340	4-Amino-1 <i>H</i> -isoindole-1,3(2 <i>H</i>)-dione		C ₈ H ₈ N ₂ O ₂	2518-24-3	162.146		269.5				
341	4-Amino-3-isoxazolidinone, (<i>R</i>)	Cycloserine	C ₃ H ₆ N ₂ O ₂	68-41-7	102.092		155 dec				s H ₂ O; sl MeOH
342	1-Amino-2-methyl-9,10-anthracenedione	1-Amino-2-methylanthraquinone	C ₁₅ H ₁₁ NO ₂	82-28-0	237.254		205.5				i H ₂ O; s EtOH, bz, chl; sl eth
343	α-(Aminomethyl)benzenemethanol	Phenylethanamine	C ₈ H ₁₁ NO	7568-93-6	137.179		56.5	160 ¹⁷			vs H ₂ O; s EtOH
344	β-(Aminomethyl)benzenepropanoic acid	4-Amino-3-phenylbutyric acid	C ₁₀ H ₁₃ NO ₂	1078-21-3	179.216			252 dec			
345	2-Amino-5-methylbenzenesulfonic acid		C ₇ H ₉ NO ₃ S	88-44-8	187.216	lt ye nd	132 dec				vs H ₂ O
346	<i>trans</i> -4-(Aminomethyl)cyclohexanecarboxylic acid	Tranexamic acid	C ₈ H ₁₅ NO ₂	1197-18-8	157.211		>300				vs H ₂ O
347	4-Amino-4-methyl-2-pentanone	Diacetonamine	C ₈ H ₁₃ NO	625-04-7	115.173			25 ^{9,14}			s H ₂ O; msc EtOH, eth
348	2-Amino-4-methylphenol		C ₇ H ₉ NO	95-84-1	123.152	cry (w), orth (bz), lf or nd	136	sub			sl H ₂ O, bz; s EtOH, eth, chl; i lig
349	4-Amino-2-methylphenol		C ₇ H ₉ NO	2835-96-3	123.152	nd or lf (bz)	176.5	sub			sl H ₂ O, bz; s EtOH, eth
350	4-Amino-3-methylphenol		C ₇ H ₉ NO	2835-99-6	123.152	pr (dil al) cry (bz)	179				sl H ₂ O; vs EtOH, eth; s DMSO
351	(Aminomethyl)phosphonic acid		CH ₆ NO ₃ P	1066-51-9	111.038	cry	309				
352	2-Amino-2-methyl-1,3-propanediol		C ₆ H ₁₁ NO ₂	115-69-5	105.136		110	151 ¹⁰			vs H ₂ O; s EtOH
353	<i>L</i> -3-Amino-2-methylpropanoic acid		C ₆ H ₉ NO ₂	144-90-1	103.120	cry (w)	182				
354	2-Amino-2-methyl-1-propanol	2-Aminoisobutanol	C ₄ H ₁₁ NO	124-68-5	89.136		25.5	165.5	0.934 ²⁰	1.449 ²⁰	msc H ₂ O; s ctc
355	4-Amino-5-methyl-2(1 <i>H</i>)-pyrimidinone	5-Methylcytosine	C ₈ H ₉ N ₃ O	554-01-8	125.129	pr (w+1/2)	270 dec				s H ₂ O, acid; sl EtOH; i eth
356	3-(Aminomethyl)-3,5,5-trimethylcyclohexanol	1-Hydroxy-3-aminomethyl-3,5,5-trimethylcyclohexane	C ₁₀ H ₂₁ NO	15647-11-7	171.280		45.5	265	0.969 ²⁵	1.4904 ²⁰	
357	3-Amino-2-naphthalenecarboxylic acid	3-Amino-2-naphthoic acid	C ₁₁ H ₉ NO ₂	5959-52-4	187.195	ye lf (dil al)	216.5				s EtOH, eth
358	2-Amino-1,4-naphthalenedione		C ₁₀ H ₇ NO ₂	2348-81-4	173.169		207				i H ₂ O, alk; s EtOH, eth, HOAc
359	7-Amino-1,3-naphthalenedisulfonic acid	Amido-G-Acid	C ₁₀ H ₉ NO ₆ S ₂	86-65-7	303.311	mcl pr or nd (w+4)	274				vs H ₂ O, EtOH
360	2-Amino-1,5-naphthalenedisulfonic acid	2-Naphthylamine-1,5-disulfonic acid	C ₁₀ H ₉ NO ₆ S ₂	117-62-4	303.311		>300				
361	4-Amino-1,6-naphthalenedisulfonic acid	1-Naphthylamine-4,7-disulfonic acid	C ₁₀ H ₉ NO ₆ S ₂	85-75-6	303.311						vs H ₂ O
362	4-Amino-1,7-naphthalenedisulfonic acid	1-Naphthylamine-4,6-disulfonic acid	C ₁₀ H ₉ NO ₆ S ₂	85-74-5	303.311						vs H ₂ O, EtOH
363	2-Amino-1-naphthalenesulfonic acid	2-Naphthylamine-1-sulfonic acid	C ₁₀ H ₉ NO ₃ S	81-16-3	223.248	sc(hot w)					s DMSO
364	4-Amino-1-naphthalenesulfonic acid	1-Naphthylamine-4-sulfonic acid	C ₁₀ H ₉ NO ₃ S	84-86-6	223.248	wh nd (w+1/2) red-br cry	dec		1.6703 ²⁵		i H ₂ O; sl EtOH; s MeOH, py
365	5-Amino-1-naphthalenesulfonic acid	1-Naphthylamine-5-sulfonic acid	C ₁₀ H ₉ NO ₃ S	84-89-9	223.248	wh cry					s H ₂ O; i eth
366	6-Amino-1-naphthalenesulfonic acid	2-Naphthylamine-5-sulfonic acid	C ₁₀ H ₉ NO ₃ S	81-05-0	223.248	nd(w)					i H ₂ O, EtOH, eth
367	7-Amino-1-naphthalenesulfonic acid	Badische acid	C ₁₀ H ₉ NO ₃ S	86-60-2	223.248	nd (w+1), pl (aq ace)					vs HOAc
368	8-Amino-1-naphthalenesulfonic acid	1-Naphthylamine-8-sulfonic acid	C ₁₀ H ₉ NO ₃ S	82-75-7	223.248						vs gl HOAc
369	6-Amino-2-naphthalenesulfonic acid	Bronner acid	C ₁₀ H ₉ NO ₃ S	93-00-5	223.248	lf					i cold H ₂ O; sl hot H ₂ O



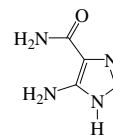
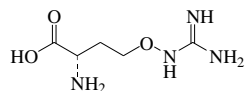
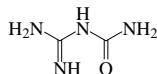
4-Amino-5-hydroxy-2,7-naphthalenedisulfonic acid



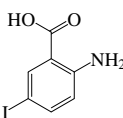
4-Amino-3-hydroxy-1-naphthalenesulfonic acid



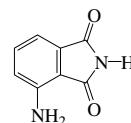
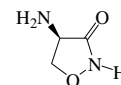
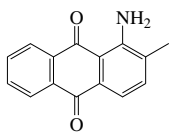
2-Amino-4-hydroxypteridine

5-Amino-1*H*-imidazole-4-carboxamide*O*-((Aminoiminomethyl)amino)-*L*-homoserine

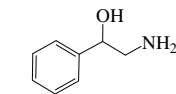
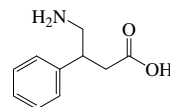
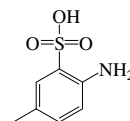
(Aminoiminomethyl)urea



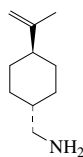
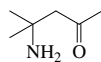
2-Amino-5-iodobenzoic acid

4-Amino-1*H*-isoindole-1,3(2*H*)-dione4-Amino-3-isoxazolidinone, (*R*)

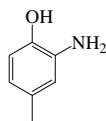
1-Amino-2-methyl-9,10-anthracenedione

 α -(Aminomethyl)benzenemethanol β -(Aminomethyl)benzenepropanoic acid

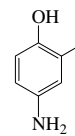
2-Amino-5-methylbenzenesulfonic acid

*trans*-4-(Aminomethyl)cyclohexanecarboxylic acid

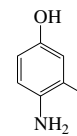
4-Amino-4-methyl-2-pentanone



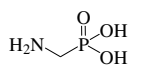
2-Amino-4-methylphenol



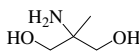
4-Amino-2-methylphenol



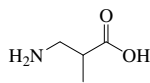
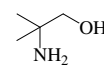
4-Amino-3-methylphenol



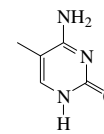
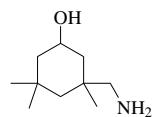
(Aminomethyl)phosphonic acid



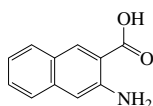
2-Amino-2-methyl-1,3-propanediol

*L*-3-Amino-2-methylpropanoic acid

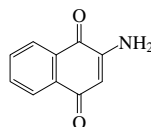
2-Amino-2-methyl-1-propanol

4-Amino-5-methyl-2(1*H*)-pyrimidinone

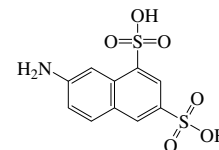
3-(Aminomethyl)-3,5,5-trimethylcyclohexanol



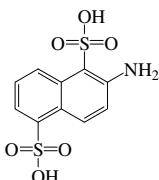
3-Amino-2-naphthalenecarboxylic acid



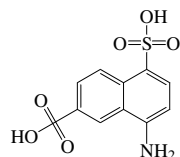
2-Amino-1,4-naphthalenedione



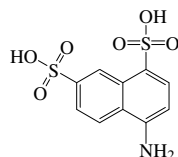
7-Amino-1,3-naphthalenedisulfonic acid



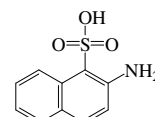
2-Amino-1,5-naphthalenedisulfonic acid



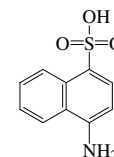
4-Amino-1,6-naphthalenedisulfonic acid



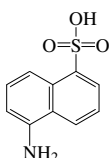
4-Amino-1,7-naphthalenedisulfonic acid



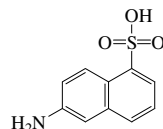
2-Amino-1-naphthalenesulfonic acid



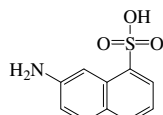
4-Amino-1-naphthalenesulfonic acid



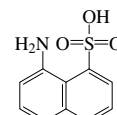
5-Amino-1-naphthalenesulfonic acid



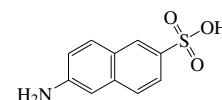
6-Amino-1-naphthalenesulfonic acid



7-Amino-1-naphthalenesulfonic acid

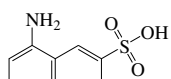


8-Amino-1-naphthalenesulfonic acid

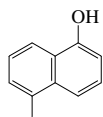


6-Amino-2-naphthalenesulfonic acid

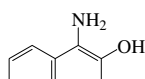
No.	Name	Synonym	Mol. Form.	CAS RN	Mol. Wt.	Physical Form	mp/°C	bp/°C	den/ g cm ⁻³	n _D	Solubility
370	8-Amino-2-naphthalenesulfonic acid	1,7-Cleve's acid	C ₁₀ H ₉ NO ₃ S	119-28-8	223.248	nd or pr (w)					sl EtOH; s eth
371	5-Amino-1-naphthol	1-Amino-6-hydroxynaphthalene	C ₁₀ H ₉ NO	83-55-6	159.184		170				sl DMSO
372	1-Amino-2-naphthol		C ₁₀ H ₉ NO	2834-92-6	159.184	silvery lf (bz, eth)	150 dec				s H ₂ O, eth; s EtOH; vs dil alk, acid
373	8-Amino-2-naphthol	8-Amino-β-naphthol	C ₁₀ H ₉ NO	118-46-7	159.184	nd (w, al)	206	sub			s H ₂ O, eth; vs EtOH; sl bz, lig
374	2-Amino-4-nitrobenzoic acid		C ₇ H ₆ N ₂ O ₄	619-17-0	182.134	oran pr (dil al)	269				i H ₂ O; vs EtOH, eth, ace; s xyl
375	2-Amino-5-nitrobenzoic acid		C ₇ H ₆ N ₂ O ₄	616-79-5	182.134	lf (al), ye nd (w, dil al)	269				i H ₂ O, bz, chl, xyl; s EtOH, eth
376	2-Amino-5-nitrobenzotrile		C ₇ H ₆ N ₃ O ₂	17420-30-3	163.134		203.5				sl DMSO
377	3-Amino-1-nitroguanidine		CH ₃ N ₄ O ₂	18264-75-0	119.084		187.8				sl H ₂ O
378	2-Amino-4-nitrophenol		C ₆ H ₆ N ₂ O ₃	99-57-0	154.123	oran pr (+w)	146				sl H ₂ O, ace; vs EtOH; s eth, bz, HOAc
379	2-Amino-5-nitrophenol		C ₆ H ₆ N ₂ O ₃	121-88-0	154.123		205.8				s H ₂ O, EtOH, bz
380	4-Amino-2-nitrophenol		C ₆ H ₆ N ₂ O ₃	119-34-6	154.123	dk red pl or nd (w, al)	131	110 ¹²			s H ₂ O, EtOH, eth; sl DMSO
381	2-Aminooctanoic acid, (±)		C ₈ H ₁₇ NO ₂	644-90-6	159.227	lf (w)	270	sub			sl H ₂ O, EtOH, eth, bz; s HOAc
382	Aminooxoacetohydrazide	Semioxamamide	C ₂ H ₅ N ₃ O ₂	515-96-8	103.080		221 dec				sl H ₂ O; i EtOH, eth; vs alk, acid
383	<i>cis</i> -4-Amino-4-oxo-2-butenic acid	Maleamic acid	C ₄ H ₅ NO ₃	557-24-4	115.088	cry (al)	172.5				vs H ₂ O, EtOH
384	5-Amino-4-oxopentanoic acid	5-Aminolevulinic acid	C ₅ H ₇ NO ₃	106-60-5	131.130	cry (EtOH)	118				
385	(Aminoxy)acetic acid, hydrochloride (2:1)		C ₄ H ₁₁ ClN ₂ O ₆	2921-14-4	218.592		152.5				
386	6-Aminopenicillanic acid	Penicilin	C ₈ H ₁₂ N ₂ O ₅ S	551-16-6	216.257	cry (w)	208				s H ₂ O; sl EtOH; i eth, bz, lig
387	5-Aminopentanoic acid		C ₅ H ₁₁ NO ₂	660-88-8	117.147	lf (dil al)	157 dec	dec			
388	5-Amino-1-pentanol		C ₅ H ₁₃ NO	2508-29-4	103.163		38.5	221.5	0.9488 ¹⁷	1.4618 ¹⁷	msc H ₂ O, EtOH, ace
389	2-Aminophenol		C ₆ H ₇ NO	95-55-6	109.126	wh orth bipym nd (bz)	174	sub 153	1.328 ²⁵		s H ₂ O, eth; vs EtOH; sl bz, tfa
390	3-Aminophenol		C ₆ H ₇ NO	591-27-5	109.126	pr (to)	123	164 ¹¹			s H ₂ O, tol; vs EtOH, eth; sl bz, DMSO
391	4-Aminophenol		C ₆ H ₇ NO	123-30-8	109.126	wh pl (w)	187.5	110 ^{0.3}			sl H ₂ O, tfa; vs EtOH; i bz, chl; s alk
392	<i>N</i> -(3-Aminophenyl)acetamide		C ₈ H ₁₀ N ₂ O	102-28-3	150.177	nd or pl (bz)	88				vs H ₂ O, EtOH, ace; sl eth, bz
393	<i>N</i> -(4-Aminophenyl)acetamide	<i>p</i> -Aminoacetanilide	C ₈ H ₁₀ N ₂ O	122-80-5	150.177	nd (w)	166.5	267			s H ₂ O; vs EtOH, eth
394	(4-Aminophenyl)arsonic acid	Arsanilic acid	C ₆ H ₆ AsNO ₃	98-50-0	217.055	mcl nd (w, al)	232		1.9571 ¹⁰		s H ₂ O, eth; sl EtOH, DMSO; i ace, bz
395	<i>N</i> -(4-Aminophenyl)-1,4-benzenediamine	4,4'-Diaminodiphenylamine	C ₁₂ H ₁₃ N ₃	537-65-5	199.251	lf (w)	158	dec			vs eth, EtOH
396	2-Amino-1-phenylethanone	Phenacylamine	C ₈ H ₉ NO	613-89-8	135.163	ye cry	20	251		1.6160 ²⁰	i H ₂ O; s eth; sl ctc
397	1-(3-Aminophenyl)ethanone	<i>m</i> -Aminoacetophenone	C ₈ H ₉ NO	99-03-6	135.163	pa ye pl (al), lf (eth)	98.5	289.5			sl H ₂ O; s EtOH
398	1-(4-Aminophenyl)ethanone	<i>p</i> -Aminoacetophenone	C ₈ H ₉ NO	99-92-3	135.163	ye mcl pr (al)	106	294; 195 ¹⁵			vs eth, EtOH
399	1-(4-Aminophenyl)-1-pentanone		C ₁₁ H ₁₅ NO	38237-74-0	177.243	cry (bz-peth)	74.5	161 ³			i H ₂ O; s EtOH, eth
400	1-(4-Aminophenyl)-1-propanone	<i>p</i> -Aminopropiophenone	C ₉ H ₁₁ NO	70-69-9	149.189	pl (al, w), nd (w)	140				s DMSO
401	<i>N</i> -[(4-Aminophenyl)sulfonyl]acetamide	Sulfacetamide	C ₈ H ₁₀ N ₂ O ₃ S	144-80-9	214.241		183				sl H ₂ O; s EtOH; i eth; vs ace, alk
402	5-[(4-Aminophenyl)sulfonyl]-2-thiazolamine	Thiazolsulfone	C ₉ H ₉ N ₂ O ₂ S ₂	473-30-3	255.316	nd (al)	220 dec				vs ace, eth, EtOH, diox
403	4-Aminophthalimide	5-Amino-1 <i>H</i> -isoindole-1,3(2 <i>H</i>)-dione	C ₈ H ₆ N ₂ O ₂	3676-85-5	162.146			224 ^{0.5}			
404	3-Amino-1,2-propanediol, (±)		C ₃ H ₇ NO ₂	13552-31-3	91.109			dec 265; 145 ⁹	1.1752 ²⁰	1.4910 ²⁵	s H ₂ O, EtOH; i eth, bz
405	3-Aminopropanenitrile	3-Aminopropionitrile	C ₃ H ₆ N ₂	151-18-8	70.093			185; 88 ²⁰	0.9584 ²⁰	1.4396 ²⁰	
406	2-Amino-1-propanol, (±)		C ₃ H ₉ NO	6168-72-5	75.109			174.5		1.4502 ²⁰	vs H ₂ O, EtOH, eth; sl chl



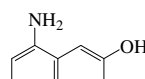
8-Amino-2-naphthalenesulfonic acid



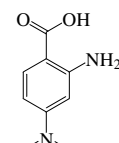
5-Amino-1-naphthol



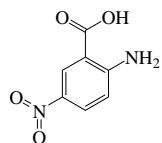
1-Amino-2-naphthol



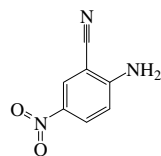
8-Amino-2-naphthol



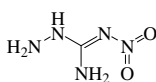
2-Amino-4-nitrobenzoic acid



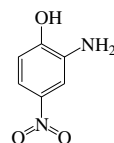
2-Amino-5-nitrobenzoic acid



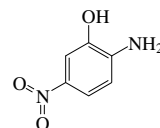
2-Amino-5-nitrobenzonitrile



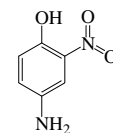
3-Amino-1-nitroguanidine



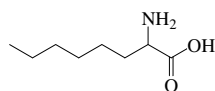
2-Amino-4-nitrophenol



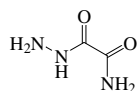
2-Amino-5-nitrophenol



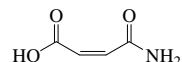
4-Amino-2-nitrophenol



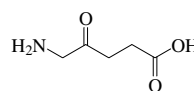
2-Amino-octanoic acid, (±)



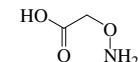
Aminooxoacetohydrazide



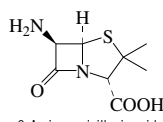
cis-4-Amino-4-oxo-2-butenoic acid



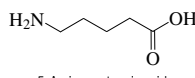
5-Amino-4-oxopentanoic acid



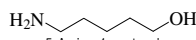
(Aminoxy)acetic acid, hydrochloride (2:1)



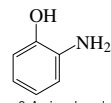
6-Aminopenicillanic acid



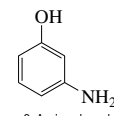
5-Aminopentanoic acid



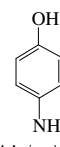
5-Amino-1-pentanol



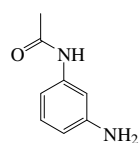
2-Aminophenol



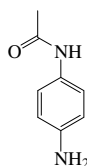
3-Aminophenol



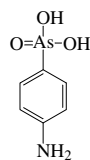
4-Aminophenol



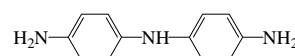
N-(3-Aminophenyl)acetamide



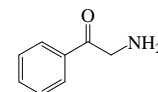
N-(4-Aminophenyl)acetamide



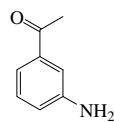
(4-Aminophenyl)arsonic acid



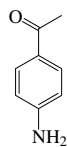
N-(4-Aminophenyl)-1,4-benzenediamine



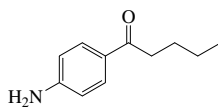
2-Amino-1-phenylethanone



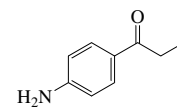
1-(3-Aminophenyl)ethanone



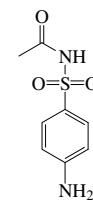
1-(4-Aminophenyl)ethanone



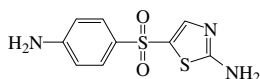
1-(4-Aminophenyl)-1-pentanone



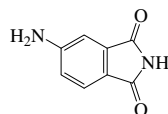
1-(4-Aminophenyl)-1-propanone



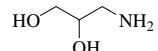
N-[(4-Aminophenyl)sulfonyl]acetamide



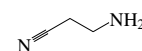
5-[(4-Aminophenyl)sulfonyl]-2-thiazolamine



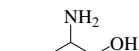
4-Aminophthalimide



3-Amino-1,2-propanediol, (±)

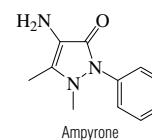
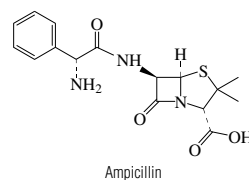
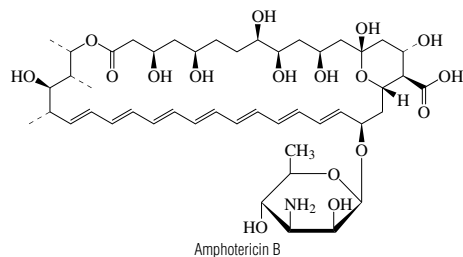
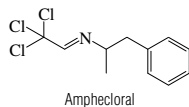
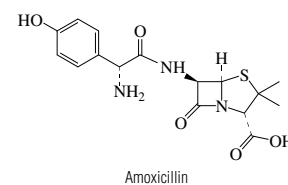
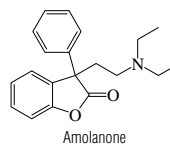
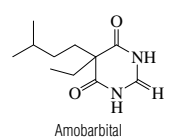
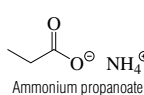
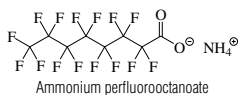
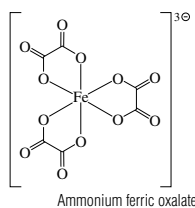
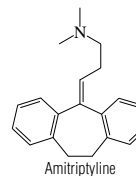
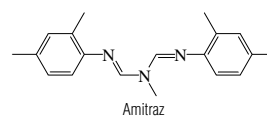
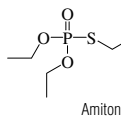
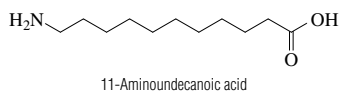
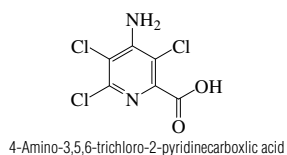
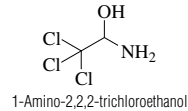
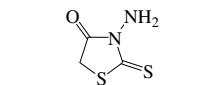
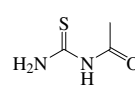
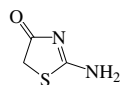
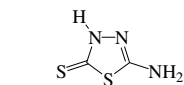
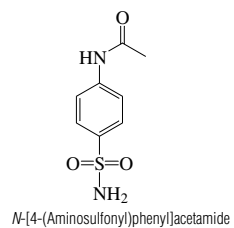
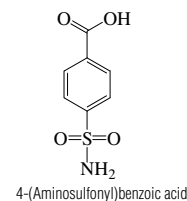
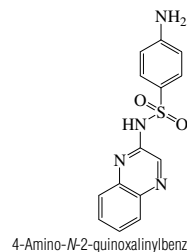
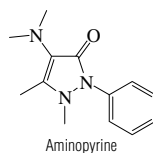
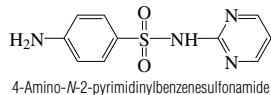
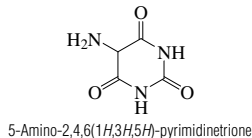
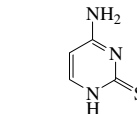
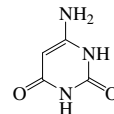
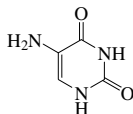
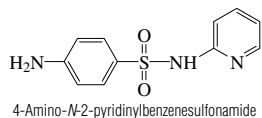
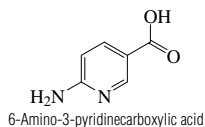
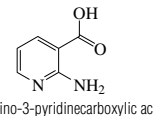
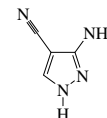
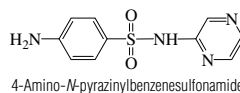
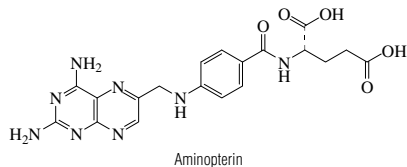
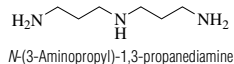
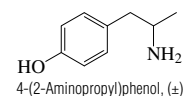
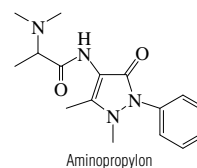
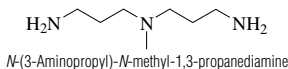
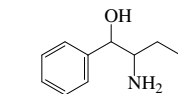
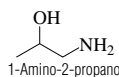
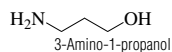


3-Aminopropanenitrile

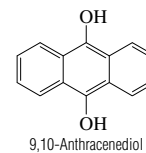
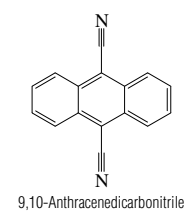
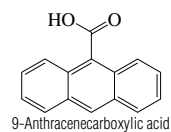
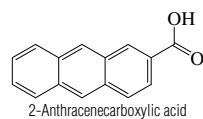
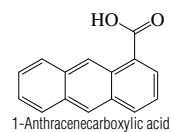
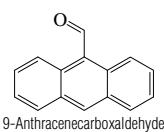
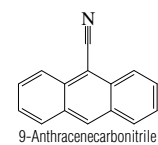
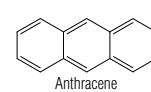
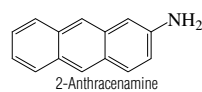
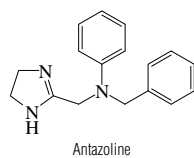
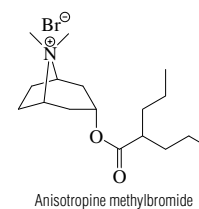
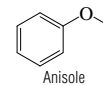
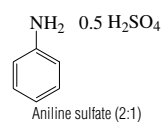
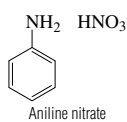
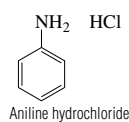
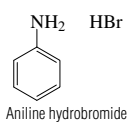
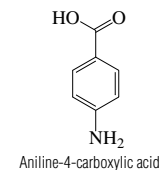
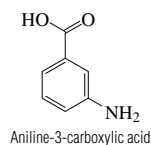
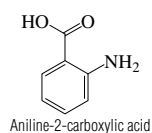
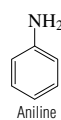
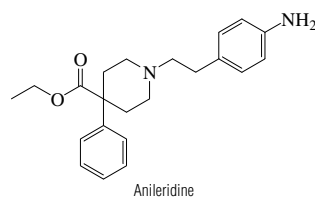
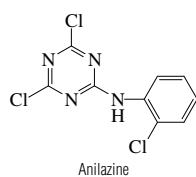
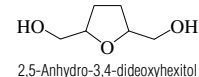
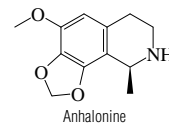
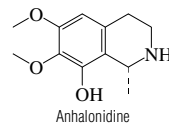
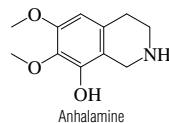
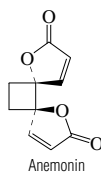
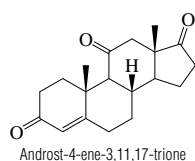
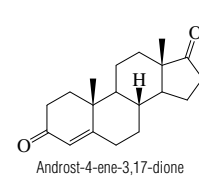
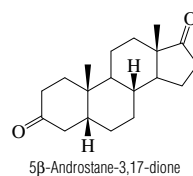
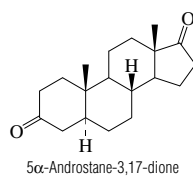
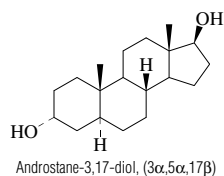
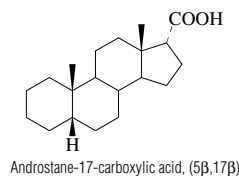
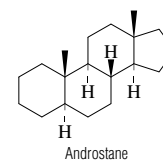
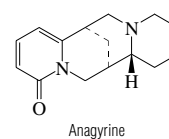
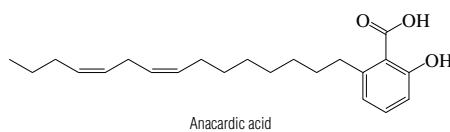
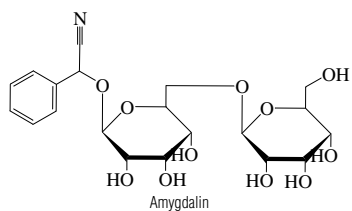


2-Amino-1-propanol, (±)

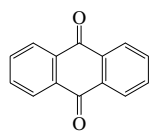
No.	Name	Synonym	Mol. Form.	CAS RN	Mol. Wt.	Physical Form	mp/°C	bp/°C	den/ g cm ⁻³	n _D	Solubility
407	3-Amino-1-propanol	Propanolamine	C ₃ H ₉ NO	156-87-6	75.109		12.4	187.5	0.9824 ²⁶	1.4617 ²⁰	s H ₂ O, EtOH, eth
408	1-Amino-2-propanol	Isopropanolamine	C ₃ H ₉ NO	1674-56-2	75.109		0.9	159.4	0.9611 ²⁰	1.4479 ²⁰	msc H ₂ O, EtOH, eth, ace, bz, ctc
409	α-(1-Aminopropyl)benzenemethanol	α-(α-Aminopropyl)benzyl alcohol	C ₁₀ H ₁₃ NO	5897-76-7	165.232	pl (bz-eth)	79.5				
410	N-(3-Aminopropyl)-N-methyl-1,3-propanediamine		C ₇ H ₁₃ N ₃	105-83-9	145.246			232.5; 112 ⁶	0.9023 ²⁰	1.4705 ²⁵	
411	Aminopropylon		C ₁₆ H ₂₂ N ₄ O ₂	3690-04-8	302.372	pr (bz)	181				vs H ₂ O
412	4-(2-Aminopropyl)phenol, (±)	Hydroxyamphetamine	C ₉ H ₁₃ NO	1518-86-1	151.205	cry (bz)	125.5				s H ₂ O, EtOH, bz, chl, AcOEt
413	N-(3-Aminopropyl)-1,3-propanediamine	Bis(3-aminopropyl)amine	C ₆ H ₁₇ N ₃	56-18-8	131.219		-14	151 ⁵⁰	0.938 ²⁵	1.4810 ²⁰	s chl
414	Aminopterin		C ₁₉ H ₂₀ N ₈ O ₅	54-62-6	440.413	ye cry	262 dec				
415	4-Amino-N-pyrazinylbenzenesulfonamide	Sulfapyrazine	C ₁₀ H ₁₀ N ₄ O ₂ S	116-44-9	250.277	nd (PhNO ₂)	251				i H ₂ O, EtOH, eth, bz, chl; s py; sl ace
416	3-Amino-1H-pyrazole-4-carbonitrile	3-Amino-4-cyanopyrazole	C ₄ H ₄ N ₄	16617-46-2	108.102	cry (w)	173				
417	2-Amino-3-pyridinecarboxylic acid		C ₆ H ₆ N ₂ O ₂	5345-47-1	138.124			296 dec			sl H ₂ O
418	6-Amino-3-pyridinecarboxylic acid	6-Aminonicotinic acid	C ₆ H ₆ N ₂ O ₂	3167-49-5	138.124	cry (dil HOAc, +2w)	312				
419	4-Amino-N-2-pyridinylbenzenesulfonamide	Sulfapyridine	C ₁₁ H ₁₁ N ₃ O ₂ S	144-83-2	249.289	ye oran (al)	192				i H ₂ O, bz, ctc; s EtOH
420	5-Amino-2,4(1H,3H)-pyrimidinedione	5-Aminouracil	C ₄ H ₄ N ₂ O ₂	932-52-5	127.102	nd (w)	dec				i H ₂ O; s alk, acid
421	6-Amino-2,4(1H,3H)-pyrimidinedione		C ₄ H ₄ N ₂ O ₂	873-83-6	127.102	cry (w)	dec				vs H ₂ O
422	4-Amino-2(1H)-pyrimidinethione	2-Thiocytosine	C ₄ H ₄ N ₂ S	333-49-3	127.168						sl DMSO
423	5-Amino-2,4,6(1H,3H,5H)-pyrimidinetrione	Uramil	C ₄ H ₃ N ₃ O ₃	118-78-5	143.101	nd or pl (w)	>400				s H ₂ O, chl; i eth, bz
424	4-Amino-N-2-pyrimidinylbenzenesulfonamide	Sulfadiazine	C ₁₀ H ₁₀ N ₄ O ₂ S	68-35-9	250.277	cry (w), wh pow	255 dec				sl H ₂ O, EtOH, ace, DMSO
425	Aminopyrine		C ₁₃ H ₁₇ N ₃ O	58-15-1	231.293	pr or pl (lig or AcOEt)	134.5				vs H ₂ O, bz, EtOH
426	4-Amino-N-2-quinoxalinybenzenesulfonamide	Sulfaquinoxaline	C ₁₄ H ₁₂ N ₄ O ₂ S	59-40-5	300.336		247.5				sl H ₂ O, EtOH, ace; s aq alk
427	4-(Aminosulfonyl)benzoic acid	Carzenide	C ₇ H ₇ NO ₃ S	138-41-0	201.201	pr or lf (w)	291 dec				i H ₂ O; vs EtOH; sl eth; i bz
428	N-[4-(Aminosulfonyl)phenyl]acetamide	Acetyl-sulfanilamide	C ₈ H ₁₀ N ₂ O ₃ S	121-61-9	214.241	nd (HOAc)	219.5				s H ₂ O, EtOH, ace
429	5-Amino-1,3,4-thiadiazole-2(3H)-thione		C ₂ H ₃ N ₃ S ₂	2349-67-9	133.195		243.0				
430	2-Amino-4(5H)-thiazolone		C ₃ H ₄ N ₂ OS	556-90-1	116.141	pr or nd (w)	256 dec				sl H ₂ O; i EtOH, eth
431	N-(Aminothioxomethyl)acetamide	Acetylthiourea	C ₃ H ₆ N ₂ OS	591-08-2	118.157	pr (w), orth (al)	165				sl H ₂ O, eth; s DMSO, EtOH
432	N-Amino-2-thioxo-4-thiazolidinone	3-Aminorhodanine	C ₃ H ₄ N ₂ OS ₂	1438-16-0	148.206		101.5				s DMSO
433	1-Amino-2,2,2-trichloroethanol	Chloral ammonia	C ₂ H ₂ Cl ₃ NO	507-47-1	164.418	nd (al)	73	dec 100			vs bz, eth, EtOH
434	4-Amino-3,5,6-trichloro-2-pyridinecarboxylic acid	Picloram	C ₆ H ₃ Cl ₃ N ₂ O ₂	1918-02-1	241.459		218.5				
435	11-Aminoundecanoic acid		C ₁₁ H ₂₃ NO ₂	2432-99-7	201.307		189.0				
436	Amiton		C ₁₀ H ₂₄ NO ₃ PS	78-53-5	269.342	liq		76 ⁹⁰¹		1.4655 ²⁷	
437	Amitraz	N-Methylbis(2,4-xylilyliminomethyl)amine	C ₁₉ H ₂₃ N ₃	33089-61-1	293.406		86		1.128 ²⁰		
438	Amitriptyline		C ₂₀ H ₂₃ N	50-48-6	277.404	cry	196 (HCl)				
439	Ammonium ferric oxalate		C ₆ H ₁₂ FeN ₃ O ₁₂	14221-47-7	374.017		165 dec		1.78 ^{17.5}		vs H ₂ O; i EtOH
440	Ammonium perfluorooctanoate		C ₈ H ₄ F ₁₃ NO ₂	3825-26-1	431.100	solid					
441	Ammonium propanoate		C ₃ H ₅ NO ₂	17496-08-1	91.109	hyg cry	45				s H ₂ O
442	Amobarbital	5-Ethyl-5-isopentyl-2,4,6(1H,3H,5H)-pyrimidinetrione	C ₁₁ H ₁₈ N ₂ O ₃	57-43-2	226.272		157				vs bz, EtOH, chl
443	Amolanone	3-[2-(Diethylamino)ethyl]-3-phenyl-2(3H)-benzofuranone	C ₂₀ H ₂₃ NO ₂	76-65-3	309.403	cry (peth)	43.4	193 ²⁰		1.5614 ²⁵	
444	Amoxicillin		C ₁₆ H ₁₉ N ₃ O ₅ S	26787-78-0	365.404	cry (w)					s H ₂ O
445	Ampechloral		C ₁₁ H ₁₂ Cl ₃ N	5581-35-1	264.579			96 ^{9.5}		1.530	
446	Amphotericin B		C ₄₇ H ₇₃ NO ₁₇	1397-89-3	924.080	ye pr (DMF)	170 dec				i H ₂ O; sl DMF; s DMSO
447	Ampicillin		C ₁₆ H ₁₉ N ₃ O ₄ S	69-53-4	349.405	cry	200 dec				sl H ₂ O
448	Ampyrone		C ₁₁ H ₁₃ N ₃ O	83-07-8	203.240	pa ye cry (bz)	109				s H ₂ O, EtOH, bz, chl; sl eth



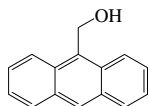
No.	Name	Synonym	Mol. Form.	CAS RN	Mol. Wt.	Physical Form	mp/°C	bp/°C	den/ g cm ⁻³	n _D	Solubility
449	Amygdalin		C ₂₀ H ₂₇ NO ₁₁	29883-15-6	457.428		224.5				vs H ₂ O; sl EtOH; i eth, chl
450	Anacardic acid		C ₂₂ H ₃₂ O ₃	11034-77-8	344.487	cry (ace)	35.5				vs eth, EtOH, peth
451	Anagyrene		C ₁₅ H ₂₀ N ₂ O	486-89-5	244.332	pe ye glass		265 ¹² , 212 ⁴			s H ₂ O, eth, bz; vs EtOH, chl; i lig
452	Androstane		C ₁₉ H ₃₂	24887-75-0	260.457	lf (ace- MeOH)	50	60 ^{0.003}			vs ace, eth, EtOH, peth
453	Androstane-17-carboxylic acid, (5β,17β)	Etiocolanic acid	C ₂₀ H ₃₂ O ₂	438-08-4	304.467	nd (gl HOAc)	228.5	sub 160			
454	Androstane-3,17-diol, (3α,5α,17β)	Epiandrostenediol	C ₁₉ H ₃₂ O ₂	1852-53-5	292.456	nd (ace aq)	223				
455	5α-Androstane-3,17-dione		C ₁₉ H ₂₈ O ₂	846-46-8	288.424	cry (MeOH)	135				
456	5β-Androstane-3,17-dione		C ₁₉ H ₂₈ O ₂	1229-12-5	288.424	cry (ace-hx)	135				
457	Androst-4-ene-3,17-dione	4-Androstene-3,17-dione	C ₁₉ H ₂₆ O ₂	63-05-8	286.408		143(form a); 173(form b)				
458	Androst-4-ene-3,11,17-trione	Adrenosterone	C ₁₉ H ₂₄ O ₃	382-45-6	300.392	nd (al)	222	sub			sl H ₂ O; s EtOH, eth, ace, chl
459	Anemonin	<i>trans</i> -1,7-Dioxadispiro[4.0.4.2] dodeca-3,9-diene-2,8-dione	C ₁₀ H ₆ O ₄	508-44-1	192.169	orth pl (chl) nd (al or bz)	158				vs chl
460	Anhalamine		C ₁₁ H ₁₅ NO ₃	643-60-7	209.242	nd (al)	187.5				vs eth, EtOH
461	Anhalonidine		C ₁₂ H ₁₇ NO ₃	17627-77-9	223.268	oct cry (bz, eth)	160.5				vs H ₂ O, EtOH
462	Anhalonine		C ₁₂ H ₁₅ NO ₃	519-04-0	221.252	rhomb nd	86	140 ^{0.02}			vs EtOH, bz, chl, eth, peth
463	2,5-Anhydro-3,4-dideoxyhexitol	Tetrahydro-2,5-furandimethanol	C ₆ H ₁₂ O ₃	104-80-3	132.157		<-50	265	1.154 ²⁰		vs H ₂ O, ace, bz, EtOH
464	Anilazine	2,4-Dichloro-6-(<i>o</i> - chloroanilino)- <i>s</i> -triazine	C ₉ H ₅ Cl ₃ N ₄	101-05-3	275.522		160		1.8 ²⁰		
465	Anileridine		C ₂₂ H ₂₈ N ₂ O ₂	144-14-9	352.469	cry	83				s H ₂ O
466	Aniline	Benzenamine	C ₆ H ₇ N	62-53-3	93.127	oily liq	-6.02	184.17	1.0217 ²⁰	1.5863 ²⁰	s H ₂ O, ctc, liq; msc EtOH, eth, ace, bz
467	Aniline-2-carboxylic acid	<i>o</i> -Anthranilic acid	C ₇ H ₇ NO ₂	118-92-3	137.137	lf (al)	146.5	sub	1.412 ²⁰		s H ₂ O, EtOH, eth; sl bz, tfa; vs chl, py
468	Aniline-3-carboxylic acid	<i>m</i> -Anthranilic acid	C ₇ H ₇ NO ₂	99-05-8	137.137		173		1.51 ²⁵		sl H ₂ O, EtOH; s eth, tfa; vs ace; i bz
469	Aniline-4-carboxylic acid	<i>p</i> -Anthranilic acid	C ₇ H ₇ NO ₂	150-13-0	137.137	mcl pr (w)	188.2		1.374 ²⁰		s H ₂ O, EtOH, eth; sl ace; i bz, chl
470	Aniline hydrobromide		C ₆ H ₇ BrN	542-11-0	174.039		286				
471	Aniline hydrochloride	Benzenamine hydrochloride	C ₆ H ₇ ClN	142-04-1	129.588	lf or nd	198		1.2215 ⁴		vs H ₂ O, EtOH; i eth, chl; sl DMSO
472	Aniline nitrate		C ₆ H ₇ N ₂ O ₃	542-15-4	156.139	orth	190 dec		1.356 ⁴		vs H ₂ O, eth, EtOH
473	Aniline sulfate (2:1)		C ₁₂ H ₁₆ N ₂ O ₄ S	542-16-5	284.331				1.377 ⁴		s H ₂ O; sl EtOH, tfa; i eth
474	Anisole	Methoxybenzene	C ₇ H ₈ O	100-66-3	108.138	liq	-37.13	153.7	0.9940 ²⁰	1.5174 ²⁰	i H ₂ O; s EtOH, eth, chl; vs ace, bz
475	Anisotropine methylbromide	Oclatropine methylbromide	C ₁₇ H ₃₂ BrNO ₂	80-50-2	362.346	cry (ace)	329				
476	Antazoline		C ₁₇ H ₁₉ N ₃	91-75-8	265.353	cry	122				
477	Anthra[9,1,2-cde]benzo[<i>rst</i>] pentaphene-5,10-dione		C ₃₄ H ₁₆ O ₂	116-71-2	456.490	viol-bl or blk nd (PhNO ₂)	492 dec				i EtOH, bz, HOAc; s xyl, py, sulf
478	2-Anthracenamine		C ₁₄ H ₁₁ N	613-13-8	193.244	ye lf (al)	238.8	sub			i H ₂ O; s EtOH; i con sulf
479	Anthracene		C ₁₄ H ₁₀	120-12-7	178.229	tab or mcl pr (al)	215.76	339.9	1.28 ²⁵		i H ₂ O; sl EtOH, eth, ace, bz, chl, ctc
480	9-Anthracenecarbonitrile		C ₁₅ H ₉ N	1210-12-4	203.239		177.5		1.3000 ²⁰		
481	9-Anthracenecarboxaldehyde		C ₁₅ H ₁₀ O	642-31-9	206.239	oran nd (dil HOAc)	104.5				i H ₂ O; s bz, HOAc
482	1-Anthracenecarboxylic acid	1-Anthroic acid	C ₁₅ H ₁₀ O ₂	607-42-1	222.239	ye nd (HOAc) ye pr (al)	251.5	sub			i H ₂ O; s EtOH, eth; sl bz, chl
483	2-Anthracenecarboxylic acid	2-Anthroic acid	C ₁₅ H ₁₀ O ₂	613-08-1	222.239	ye lf (al) nd, lf (sub)	281	sub			vs HOAc
484	9-Anthracenecarboxylic acid	9-Anthroic acid	C ₁₅ H ₁₀ O ₂	723-62-6	222.239		217 dec	sub			i H ₂ O; s EtOH
485	9,10-Anthracenedicarbonitrile		C ₁₆ H ₈ N ₂	1217-45-4	228.248		337 dec				
486	9,10-Anthracenediol		C ₁₄ H ₁₀ O ₂	4981-66-2	210.228	br or ye nd	180				vs eth, EtOH



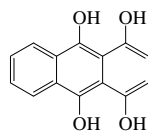
No.	Name	Synonym	Mol. Form.	CAS RN	Mol. Wt.	Physical Form	mp/°C	bp/°C	den/ g cm ⁻³	n _D	Solubility
487	9,10-Anthracenedione	Anthraquinone	C ₁₄ H ₈ O ₂	84-65-1	208.213	ye orth nd (al, bz)	286	377	1.438 ²⁰		i H ₂ O; sl EtOH, eth, bz, chl
488	9-Anthracenemethanol		C ₁₅ H ₁₂ O	1468-95-7	208.255		160.5				
489	1,4,9,10-Anthracenetetrol		C ₁₄ H ₁₀ O ₄	476-60-8	242.227		148				
490	1,2,10-Anthracenetriol	Anthrarobin	C ₁₄ H ₁₀ O ₃	577-33-3	226.227	ye lf, nd (al- w)	208				sl H ₂ O; vs EtOH, eth, ace; s bz
491	1,8,9-Anthracenetriol	Anthralin	C ₁₄ H ₁₀ O ₃	1143-38-0	226.227	ye pl or nd (lig)	179				i H ₂ O; s EtOH, ace, bz; sl eth; vs py
492	1-Anthracenol		C ₁₄ H ₁₀ O	610-50-4	194.228	cry (bz), br nd or lf (al)	158	234 ¹³			i H ₂ O; vs EtOH, eth; s NaOH
493	9-Anthracenol	Anthranol	C ₁₄ H ₁₀ O	529-86-2	194.228	ye red lf (dil al)	152				
494	9(10 <i>H</i>)-Anthracenone	Anthrone	C ₁₄ H ₁₀ O	90-44-8	194.228	nd (bz-lig, HOAc)	155				s ace, bz, con sulf, dil alk
495	Antimony potassium tartrate trihydrate	Tartar emetic	C ₈ H ₁₀ K ₂ O ₁₅ Sb ₂	28300-74-5	667.873	col cry			2.6		sl H ₂ O
496	Apholate		C ₁₂ H ₂₄ N ₆ P ₃	52-46-0	387.300		148				
497	Aphylline		C ₁₅ H ₂₄ N ₂ O	577-37-7	248.364	cry	52.5	200 ⁴			vs ace, bz, eth, EtOH
498	Apigenin	5,7-Dihydroxy-2-(4-hydroxyphenyl)-4 <i>H</i> -1-benzopyran-4-one	C ₁₅ H ₁₀ O ₅	520-36-5	270.237	ye nd (aq py)	347.5				i H ₂ O; s EtOH, py; vs dil alk
499	Apoatropine		C ₁₇ H ₂₁ NO ₂	500-55-0	271.355	pr (chl)	62				sl H ₂ O, lig; vs EtOH, eth, ace, bz
500	Apocodeine		C ₁₈ H ₁₉ NO ₂	641-36-1	281.350	pr (MeOH)	123.5				sl EtOH; s eth, ace, bz, lig
501	Apomorphine		C ₁₇ H ₁₇ NO ₂	58-00-4	267.323	hex pl (chl- peth) rods (eth)	195 dec				sl H ₂ O; s EtOH, eth, ace, bz, alk
502	Apomorphine, hydrochloride		C ₁₇ H ₁₈ ClNO ₂	314-19-2	303.784	grn in air mcl pr	205 dec				
503	Aprobarbital	5-Isopropyl-5-allyl-2,4,6-(1 <i>H</i> ,3 <i>H</i> ,5 <i>H</i>)-pyrimidinetrione	C ₁₀ H ₁₄ N ₂ O ₃	77-02-1	210.229	cry	141				vs ace, eth, EtOH, chl
504	L-Arabinitol		C ₅ H ₁₂ O ₅	7643-75-6	152.146		102.5				vs H ₂ O; sl EtOH; i eth
505	α-D-Arabinopyranose		C ₅ H ₁₀ O ₅	608-45-7	150.130	cry (MeOH)	155.5		1.585 ²⁵		
506	6-D-α-L-Arabinopyranosyl-D-Glucose	Vicianose	C ₁₁ H ₂₀ O ₁₀	14116-69-9	312.271	nd (dil al)	210 dec				vs H ₂ O
507	DL-Arabinose		C ₅ H ₁₀ O ₅	20235-19-2	150.130	pr, nd (al)	164.5		1.585 ²⁰		vs H ₂ O; sl EtOH; i eth, bz
508	α-D-Arabinose		C ₅ H ₁₀ O ₅	31178-68-4	150.130		156		1.585 ²⁵		vs H ₂ O; sl EtOH; i eth, ace, MeOH
509	β-D-Arabinose		C ₅ H ₁₀ O ₅	31178-69-5	150.130		156		1.625 ²⁵		vs H ₂ O; sl EtOH; i eth, ace, MeOH
510	Aramite		C ₁₅ H ₂₃ ClO ₄ S	140-57-8	334.860		-37.3	195 ²	1.143 ²⁰	1.5100 ²⁰	vs ace, bz, eth, EtOH
511	Arecaidine	1,2,5,6-Tetrahydro-1-methyl-3-pyridinecarboxylic acid	C ₇ H ₁₁ NO ₂	499-04-7	141.168	pl (dil al) tab (dil al +1w)	232 dec				vs H ₂ O; i EtOH, eth, bz, chl
512	Arecoline		C ₈ H ₁₃ NO ₂	63-75-2	155.195			209	1.0485 ²⁰	1.486 ⁻²⁰	msc H ₂ O, EtOH, eth; s chl
513	D-Arginine		C ₆ H ₁₄ N ₄ O ₂	7200-25-1	174.201		217 dec				i H ₂ O, EtOH, eth, bz
514	L-Arginine		C ₆ H ₁₄ N ₄ O ₂	74-79-3	174.201		244 dec				s H ₂ O; sl EtOH; i eth
515	L-Arginine, monohydrochloride		C ₆ H ₁₅ ClN ₄ O ₂	1119-34-2	210.662		219				
516	Artemisin	8-Hydroxysantonin	C ₁₅ H ₁₈ O ₄	481-05-0	262.302	cry	203	260 ^{0.1}			sl H ₂ O, chl; s AcOEt; i peth
517	Ascaridole	1-Methyl-4-isopropyl-2,3-dioxabicyclo[2.2.2]oct-5-ene	C ₁₀ H ₁₆ O ₂	512-85-6	168.233	liq	3.3	exp; 115 ¹⁵ , 39 ^{0.2}	1.0103 ²⁰	1.4769 ²⁰	i H ₂ O; s EtOH, ace, bz, tol; sl chl
518	L-Ascorbic acid	Vitamin C	C ₆ H ₈ O ₆	50-81-7	176.124		191 dec		1.65 ²⁵		vs H ₂ O; s EtOH; i eth, bz, chl, peth
519	Ascorbyl palmitate	6-Hexadecanoylascorbic acid	C ₂₂ H ₃₈ O ₇	137-66-6	414.533		112				
520	L-Asparagine	α-Aminosuccinamic acid	C ₄ H ₈ N ₂ O ₃	70-47-3	132.118	orth (w+1)	235		1.543 ¹⁵		s H ₂ O; i EtOH, eth, MeOH
521	D-Asparagine, monohydrate		C ₄ H ₁₀ N ₂ O ₄	5794-24-1	150.133		215		1.523 ¹⁵		sl H ₂ O; i EtOH, eth, bz, MeOH
522	L-Asparagine, monohydrate		C ₄ H ₁₀ N ₂ O ₄	5794-13-8	150.133		234		1.543 ¹⁵		sl H ₂ O; i EtOH, eth, bz, MeOH



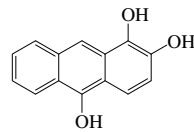
9,10-Anthracenedione



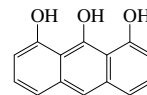
9-Anthracenemethanol



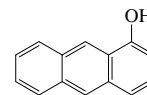
1,4,9,10-Anthracenetetrol



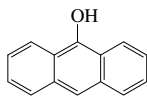
1,2,10-Anthracenetriol



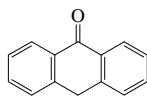
1,8,9-Anthracenetriol



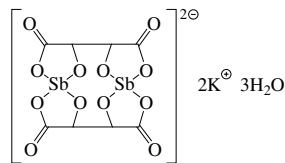
1-Anthracenol



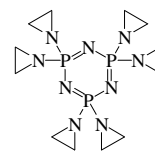
9-Anthracenol



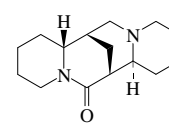
9(10H)-Anthracenone



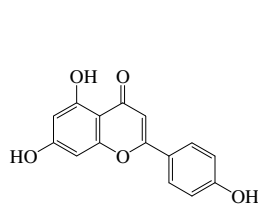
Antimony potassium tartrate trihydrate



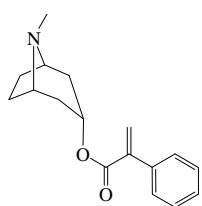
Aphotale



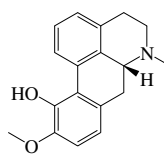
Aphylline



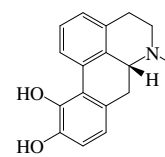
Apigenin



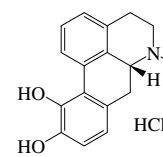
Apotropine



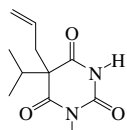
Apocodeine



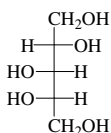
Apomorphine



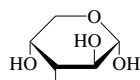
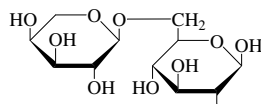
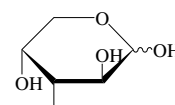
Apomorphine, hydrochloride



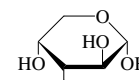
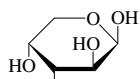
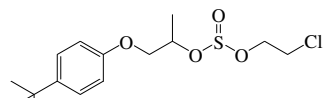
Aprobarbital



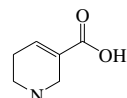
L-Arabinitol

 α -D-Arabinopyranose6-O- α -L-Arabinopyranosyl-D-Glucose

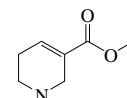
DL-Arabinose

 α -D-Arabinose β -D-Arabinose

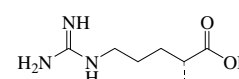
Aramite



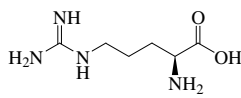
Arecaidine



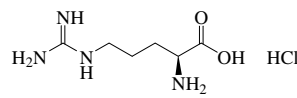
Arecoline



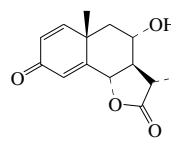
D-Arginine



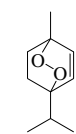
L-Arginine



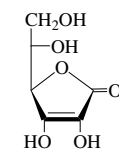
L-Arginine, monohydrochloride



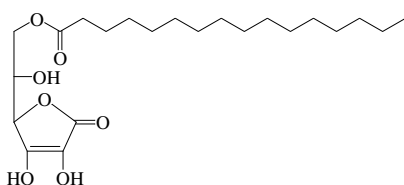
Artemisin



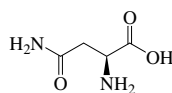
Ascaridole



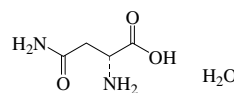
L-Ascorbic acid



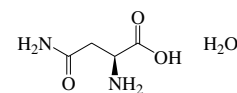
Ascorbyl palmitate



L-Asparagine

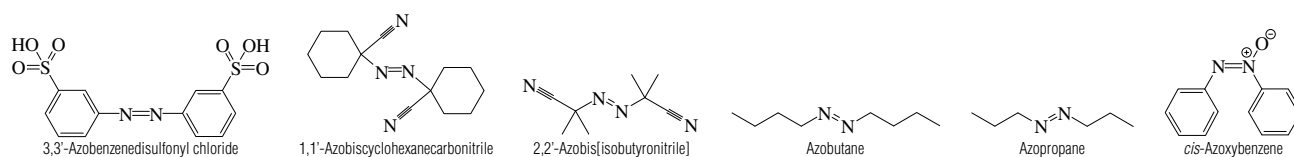
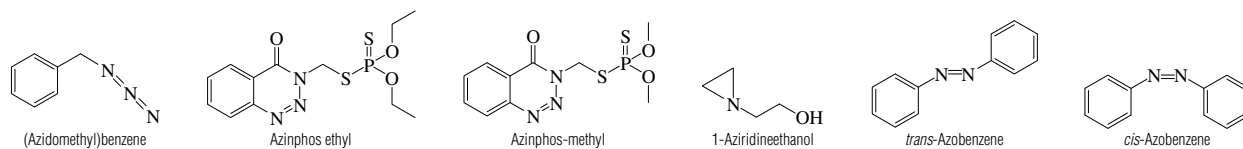
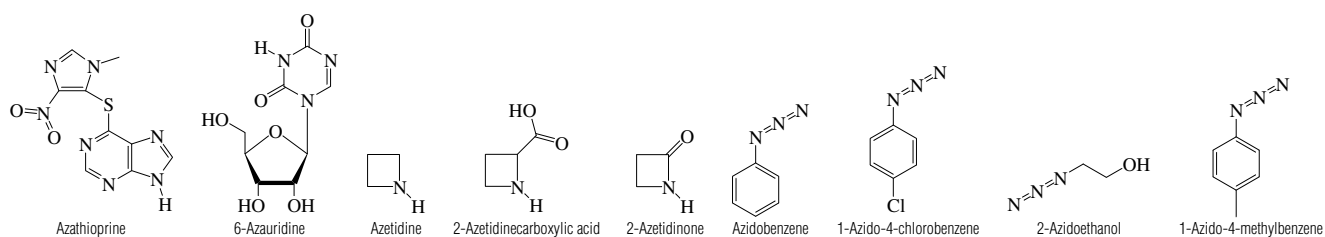
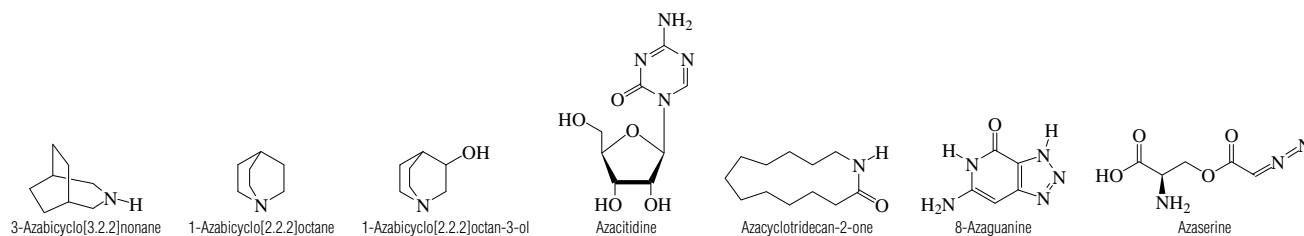
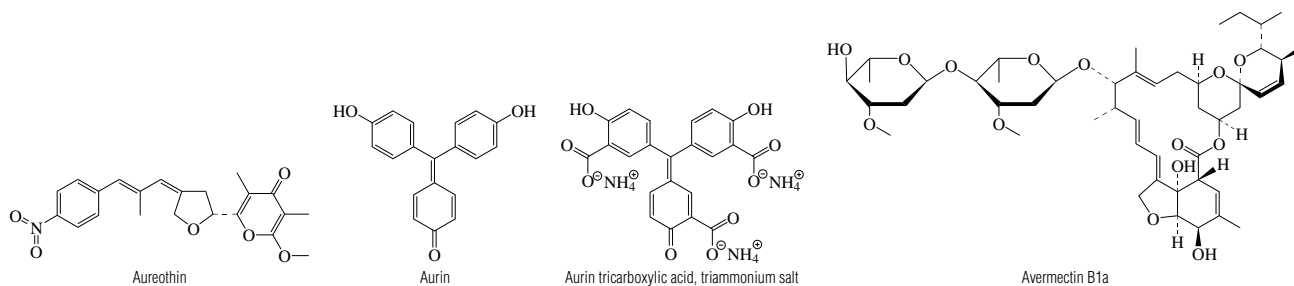
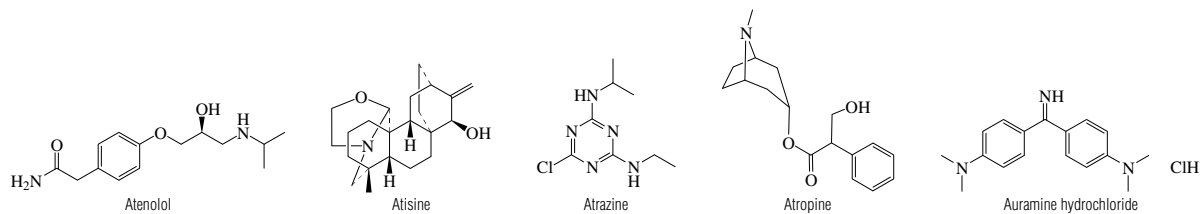
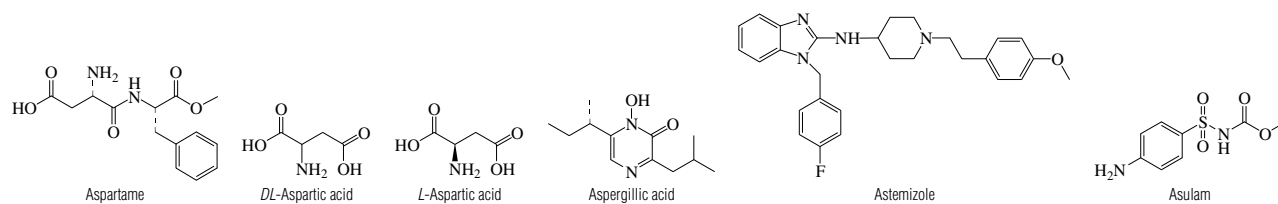


D-Asparagine, monohydrate

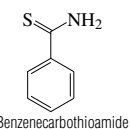
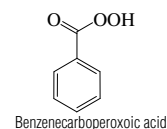
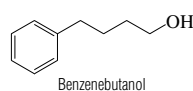
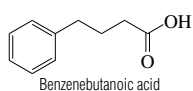
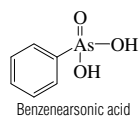
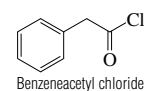
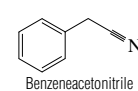
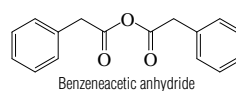
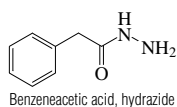
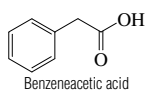
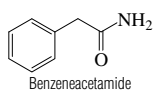
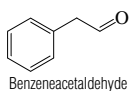
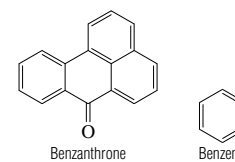
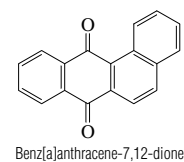
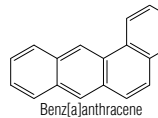
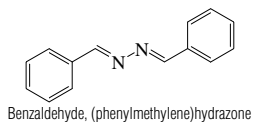
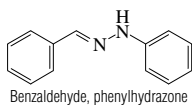
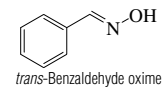
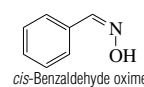
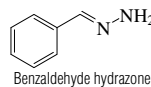
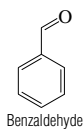
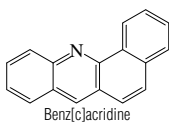
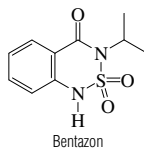
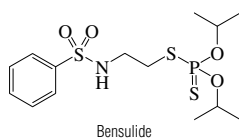
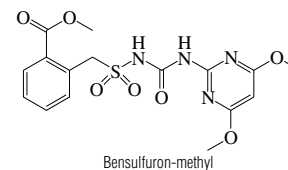
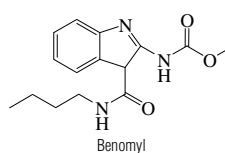
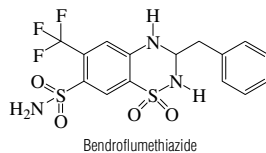
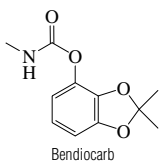
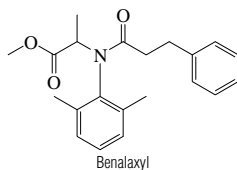
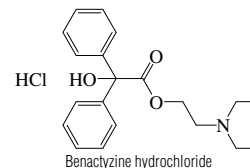
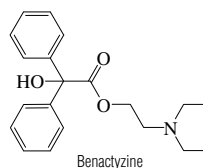
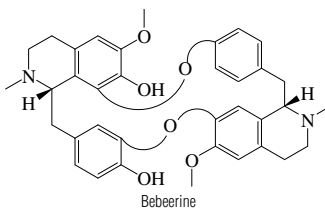
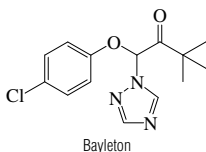
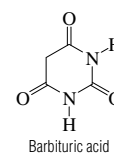
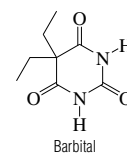
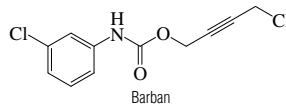
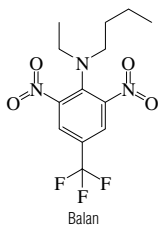
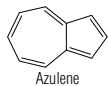
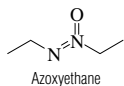
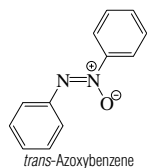


L-Asparagine, monohydrate

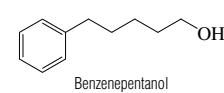
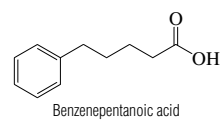
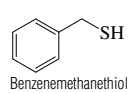
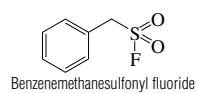
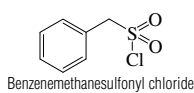
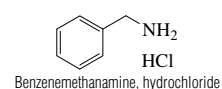
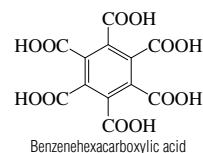
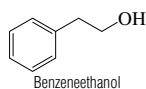
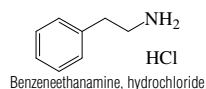
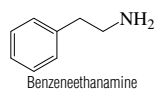
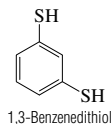
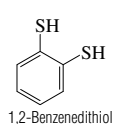
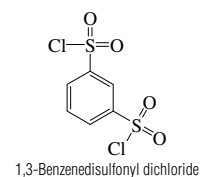
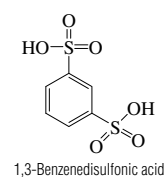
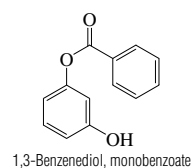
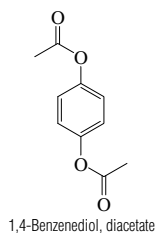
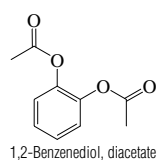
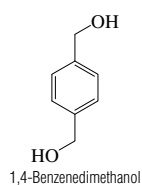
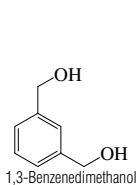
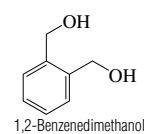
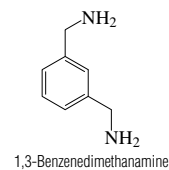
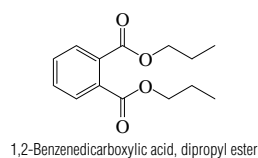
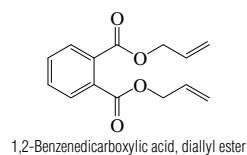
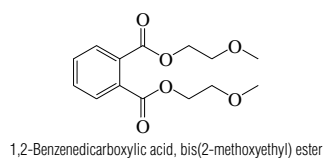
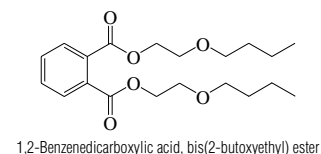
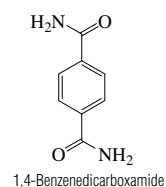
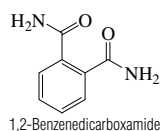
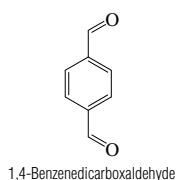
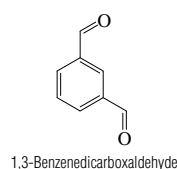
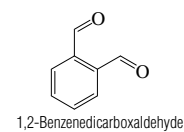
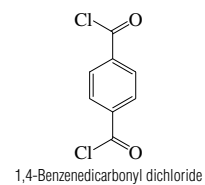
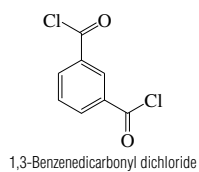
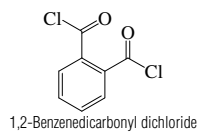
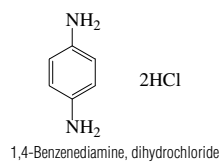
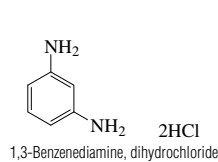
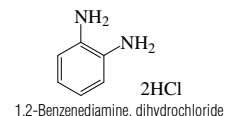
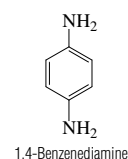
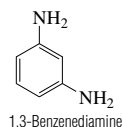
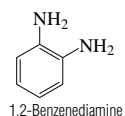
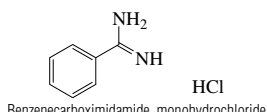
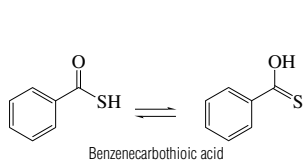
No.	Name	Synonym	Mol. Form.	CAS RN	Mol. Wt.	Physical Form	mp/°C	bp/°C	den/ g cm ⁻³	n _D	Solubility
523	Aspartame	<i>L</i> -α-Aspartyl- <i>L</i> -phenylalanine, 2-methyl ester	C ₁₄ H ₁₈ N ₂ O ₅	22839-47-0	294.303	nd (w)	246.5				
524	<i>DL</i> -Aspartic acid		C ₄ H ₇ NO ₄	617-45-8	133.104	mcl pr (w)	277.5		1.6622 ¹³		sl H ₂ O; i EtOH, eth, bz, py
525	<i>L</i> -Aspartic acid	<i>L</i> -Aminosuccinic acid	C ₄ H ₇ NO ₄	56-84-8	133.104	orth lf (w)	270		1.6603 ¹³		sl H ₂ O; i EtOH, eth, bz; s dil HCl, py
526	Aspergillilic acid		C ₁₂ H ₂₀ N ₂ O ₂	490-02-8	224.299	pa ye rods	98				vs bz, eth, EtOH
527	Astemizole		C ₂₈ H ₃₁ FN ₄ O	68844-77-9	458.570	wh cry	149.1				i H ₂ O; s os
528	Asulam	Methyl [(4-aminophenyl)sulfonyl]carbamate	C ₈ H ₁₀ N ₂ O ₂ S	3337-71-1	230.241		144				
529	Atenolol		C ₁₄ H ₂₂ N ₂ O ₃	29122-68-7	266.336	cry (AcOEt)	147				sl H ₂ O, diox, ace; i chl; s MeOH, HOAc
530	Atisine	Anthorine	C ₂₂ H ₃₃ NO ₂	466-43-3	343.503	orth bipym	58.5				vs eth, EtOH, chl
531	Atrazine		C ₆ H ₁₄ ClN ₅	1912-24-9	215.684		173				
532	Atropine		C ₁₇ H ₂₃ NO ₃	51-55-8	289.370	orth nd (dil al)	118.5	sub 95			vs H ₂ O, EtOH; i eth; sl chl
533	Auramine hydrochloride		C ₁₇ H ₂₄ ClN ₃ O	2465-27-2	321.845	ye nd (w)	267				sl H ₂ O
534	Aureothin		C ₂₂ H ₂₃ NO ₆	2825-00-5	397.421	ye pr	158				vs ace, EtOH, chl
535	Aurin		C ₁₉ H ₁₄ O ₃	603-45-2	290.312	dk red lf or orth	309 dec				i H ₂ O, bz; s EtOH, alk; sl eth, chl
536	Aurin tricarboxylic acid, triammonium salt	Aluminon	C ₂₂ H ₂₃ N ₃ O ₉	569-58-4	473.433	red-br pow					s H ₂ O; sl EtOH; i peth
537	Avermectin B1a	Abamectin	C ₄₈ H ₇₂ O ₁₄	71751-41-2	873.078		152				
538	3-Azabicyclo[3.2.2]nonane		C ₈ H ₁₅ N	283-24-9	125.212			166 ⁵⁰⁰			
539	1-Azabicyclo[2.2.2]octane	Quinuclidine	C ₇ H ₁₃ N	100-76-5	111.185	cry (eth)	158				vs H ₂ O, ace, eth, EtOH
540	1-Azabicyclo[2.2.2]octan-3-ol	3-Quinuclidinol	C ₇ H ₁₃ NO	1619-34-7	127.184	cry (bz)	221	sub 120			s ace
541	Azacididine	4-Amino-1-β- <i>D</i> -ribofuranosyl-1,3,5-triazine-2(1 <i>H</i>)-one	C ₈ H ₁₂ N ₄ O ₅	320-67-2	244.205	cry	229				
542	Azacyclotridecan-2-one		C ₁₂ H ₂₃ NO	947-04-6	197.317		152.5				
543	8-Azaguanine		C ₄ H ₄ N ₆ O	134-58-7	152.114		300				
544	Azaserine		C ₅ H ₇ N ₃ O ₄	115-02-6	173.128	ye-grn orth cry	150 dec				vs H ₂ O; sl EtOH, ace, MeOH
545	Azathioprine	6-[(1-Methyl-4-nitro-1 <i>H</i> -imidazol-5-yl)thio]-1 <i>H</i> -purine	C ₉ H ₇ N ₇ O ₂ S	446-86-6	277.263	ye cry	243 dec				sl H ₂ O, EtOH, chl
546	6-Azauridine	2-β- <i>D</i> -Ribofuranosyl-1,2,4-triazine-3,5(2 <i>H</i> ,4 <i>H</i>)-dione	C ₈ H ₁₁ N ₃ O ₆	54-25-1	245.189		158				s H ₂ O
547	Azetidine		C ₃ H ₇ N	503-29-7	57.095	liq	-70.0	63	0.8436 ²⁰	1.4287 ²⁵	vs ace, bz, eth, EtOH
548	2-Azetidinecarboxylic acid		C ₄ H ₇ NO ₂	2517-04-6	101.105	cry (95% MeOH)	217 dec				
549	2-Azetidinone		C ₃ H ₅ NO	930-21-2	71.078		73.5	106 ¹⁵			vs eth, EtOH, chl
550	Azidobenzene		C ₆ H ₅ N ₃	622-37-7	119.124	pa ye oil	-27.5	70 ¹¹	1.0860 ²⁰	1.5589 ²⁵	i H ₂ O; sl EtOH, eth
551	1-Azido-4-chlorobenzene		C ₆ H ₄ ClN ₃	3296-05-7	153.569		20	96 ²⁰	1.2634 ²⁵		i H ₂ O; s eth
552	2-Azidoethanol		C ₂ H ₄ N ₃ O	1517-05-1	87.080			75 ⁴⁰	1.146 ²⁴		vs H ₂ O
553	1-Azido-4-methylbenzene		C ₇ H ₇ N ₃	2101-86-2	133.151		-29.0	dec 180; 80 ¹⁰	1.0527 ²³		vs eth, EtOH
554	(Azidomethyl)benzene		C ₇ H ₇ N ₃	622-79-7	133.151			108 ²³ , 78 ¹²	1.0730 ¹⁹	1.5341 ²⁵	i H ₂ O; msc EtOH, eth
555	Azinphos ethyl		C ₁₂ H ₁₆ N ₃ O ₃ PS ₂	2642-71-9	345.377	nd	53	1110 ⁰⁰¹	1.284 ²⁰		reac alk
556	Azinphos-methyl		C ₁₀ H ₁₂ N ₃ O ₃ PS ₂	86-50-0	317.324		73		1.44 ²⁰		
557	1-Aziridineethanol		C ₄ H ₇ NO	1072-52-2	87.120			168	1.088 ²⁵	1.4560 ²⁰	
558	<i>trans</i> -Azobenzene	<i>trans</i> -Diphenyldiazene	C ₁₂ H ₁₀ N ₂	17082-12-1	182.220	oran-red mcl lf (al)	67.88	293	1.203 ²⁰	1.6266 ⁷⁸	sl H ₂ O; s EtOH, eth, bz, chl; vs py
559	<i>cis</i> -Azobenzene	<i>cis</i> -Diphenyldiazene	C ₁₂ H ₁₀ N ₂	1080-16-6	182.220	oran-red pl (peth)	71				sl H ₂ O; s EtOH, eth, bz, HOAc, lig
560	3,3'-Azobenzene disulfonyle chloride		C ₁₂ H ₆ Cl ₂ N ₂ O ₄ S ₂	104115-88-0	379.239	red nd (eth)	166.5				vs eth
561	1,1'-Azobiscyclohexanecarbonitrile		C ₁₄ H ₂₀ N ₄	2094-98-6	244.336		100				i H ₂ O; s lig
562	2,2'-Azobis[isobutyronitrile]	2,2'-Azobis[2-methylpropionitrile]	C ₈ H ₁₂ N ₄	78-67-1	164.208						i H ₂ O; sl EtOH, eth
563	Azobutane		C ₈ H ₁₈ N ₂	2159-75-3	142.242			60 ¹⁸			
564	Azopropane		C ₆ H ₁₄ N ₂	821-67-0	114.188			114			
565	<i>cis</i> -Azoxybenzene	Diphenyldiazene 1-oxide, (<i>E</i>)	C ₁₂ H ₁₀ N ₂ O	21650-65-7	198.219		87		1.166 ²⁰	1.633 ²⁰	



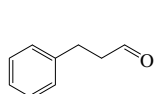
No.	Name	Synonym	Mol. Form.	CAS RN	Mol. Wt.	Physical Form	mp/°C	bp/°C	den/ g cm ⁻³	n _D	Solubility
566	<i>trans</i> -Azoxybenzene	Diphenyldiazene 1-oxide, (<i>Z</i>)	C ₁₂ H ₁₀ N ₂ O	20972-43-4	198.219		34.6		1.1590 ²⁶		i H ₂ O; s EtOH, eth
567	Azoxyethane	Diethyldiazene 1-oxide	C ₄ H ₁₀ N ₂ O	16301-26-1	102.134	liq		46			
568	Azulene	Bicyclo[5.3.0]decapentaene	C ₁₀ H ₈	275-51-4	128.171	bl or gr-blk lf (al)	99	dec 270; 125 ¹⁰			i H ₂ O; s EtOH, eth, ace, acid; sl chl
569	Balan	<i>N</i> -Butyl- <i>N</i> -ethyl-2,6-dinitro-4-(trifluoromethyl)aniline	C ₁₃ H ₁₆ F ₃ N ₃ O ₄	1861-40-1	335.279		66	121 ^{0.5} , 148 ⁷			
570	Barban		C ₁₁ H ₂ Cl ₂ NO ₂	101-27-9	258.101		75				
571	Barbital	5,5-Diethylbarbituric acid	C ₈ H ₁₂ N ₂ O ₃	57-44-3	184.192	nd (w)	190		1.220 ²⁵		sl H ₂ O; s EtOH, eth, ace, chl, lig, tfa
572	Barbituric acid		C ₄ H ₄ N ₂ O ₃	67-52-7	128.086	orth pr (w +2)	248	dec 260			s H ₂ O, eth; sl EtOH
573	Bayleton	Triadimefon	C ₁₄ H ₁₆ ClN ₂ O ₂	43121-43-3	293.749		82		1.22 ²⁰		
574	Bebeerine		C ₃₆ H ₃₈ N ₂ O ₆	477-60-1	594.696	cry (bz, eth, chl-MeOH)	221				s EtOH, MeOH, eth; vs ace, chl
575	Benactyzine	2-(Diethylamino)ethyl benzilate	C ₂₀ H ₂₅ NO ₃	302-40-9	327.418	cry	51				
576	Benactyzine hydrochloride	2-Diethylaminoethyl benzilate hydrochloride	C ₂₀ H ₂₆ ClNO ₃	57-37-4	363.878		177.5				s H ₂ O; i eth
577	Benalaxyl		C ₂₀ H ₂₂ NO ₃	71626-11-4	325.402		79		1.27 ²⁵		
578	Bendiocarb	1,3-Benzodioxol-4-ol, 2,2-dimethyl-, methylcarbamate	C ₁₁ H ₁₃ NO ₄	22781-23-3	223.226		130		1.25 ²⁰		
579	Bendroflumethiazide		C ₁₅ H ₁₄ F ₃ N ₃ O ₄ S ₂	73-48-3	421.415	cry	225				i H ₂ O, bz, eth; s EtOH, ace
580	Benomyl		C ₁₄ H ₁₈ N ₄ O ₃	17804-35-2	290.318			dec			
581	Bensulfuron-methyl		C ₁₆ H ₁₈ N ₄ O ₃ S	83055-99-6	410.402		187				
582	Bensulide		C ₁₄ H ₂₄ NO ₄ PS ₃	741-58-2	397.514		34.4		1.224 ²⁰		
583	Bentazon		C ₁₀ H ₁₂ N ₂ O ₃ S	25057-89-0	240.278		138				
584	Benz[C]acridine	12-Azabenz[<i>a</i>]anthracene	C ₁₇ H ₁₁ N	225-51-4	229.276	nd (dil al)	132				vs bz, eth, EtOH
585	Benzaldehyde	Benzenecarboxaldehyde	C ₇ H ₆ O	100-52-7	106.122	liq	-57.1	178.8	1.0401 ²⁵	1.5463 ²⁰	sl H ₂ O; msc EtOH, eth; vs ace, bz
586	Benzaldehyde hydrazone	Benzylidene hydrazine	C ₇ H ₈ N ₂	5281-18-5	120.152	lf	16	140 ¹⁴			s EtOH
587	<i>cis</i> -Benzaldehyde oxime		C ₇ H ₉ NO	622-32-2	121.137	pr	36.5	200	1.1111 ²⁰	1.5908 ²⁰	vs bz, eth, EtOH
588	<i>trans</i> -Benzaldehyde oxime		C ₇ H ₉ NO	622-31-1	121.137	nd (eth)	35	119 ¹⁰	1.145 ²⁰		s H ₂ O; vs EtOH, eth
589	Benzaldehyde, phenylhydrazone		C ₁₃ H ₁₂ N ₂	588-64-7	196.247	nd (lig), pr	157.0				sl EtOH, eth; s ace, bz, liq NH ₃
590	Benzaldehyde, (phenylmethylene) hydrazone		C ₁₄ H ₁₂ N ₂	588-68-1	208.258	ye pr (al)	93				i H ₂ O; s EtOH, eth, ace, bz, chl; sl ctc
591	Benzamide	Benzoic acid amide	C ₇ H ₇ NO	55-21-0	121.137	mcl pr or pl (w)	127.3	290	1.0792 ³⁰		sl H ₂ O, eth, bz; vs EtOH, ctc, CS ₂
592	Benz[<i>a</i>]anthracene	1,2-Benzanthracene	C ₁₈ H ₁₂	56-55-3	228.288	lf (al)	160.5	438			i H ₂ O; vs EtOH
593	Benz[<i>a</i>]anthracene-7,12-dione		C ₁₈ H ₁₀ O ₂	2498-66-0	258.271		170.5				sl EtOH, eth, lig; s ace; vs bz, chl
594	Benzanthrone		C ₁₇ H ₁₀ O	82-05-3	230.260		170				sl bz
595	Benzene	[6]Annulene	C ₆ H ₆	71-43-2	78.112	orth pr or liq	5.49	80.09	0.8765 ²⁰	1.5011 ²⁰	sl H ₂ O; msc EtOH, eth, ace, chl; s ctc
596	Benzeneacetaldehyde	Phenylacetaldehyde	C ₈ H ₈ O	122-78-1	120.149		33.5	195	1.0272 ²⁰	1.5255 ²⁰	sl H ₂ O; s ace; msc EtOH, eth
597	Benzeneacetamide	α -Phenylacetamide	C ₈ H ₉ NO	103-81-1	135.163		157				sl H ₂ O, eth, bz; s EtOH
598	Benzeneacetic acid	Phenylacetic acid	C ₈ H ₈ O ₂	103-82-2	136.149	lf, pl (peth)	76.5	265.5	1.228 ⁶		sl H ₂ O, chl; vs EtOH, eth; s ace; i lig
599	Benzeneacetic acid, hydrazide		C ₈ H ₁₀ N ₂ O	937-39-3	150.177		115.5				
600	Benzeneacetic anhydride		C ₁₆ H ₁₄ O ₃	1555-80-2	254.280	pr or nd (eth)	73.3	195 ¹²			vs eth, chl
601	Benzeneacetonitrile	Benzyl cyanide	C ₈ H ₇ N	140-29-4	117.149	liq	-23.8	233.5	1.0205 ¹⁵	1.5211 ²⁵	
602	Benzeneacetyl chloride	Phenylacetyl chloride	C ₈ H ₇ ClO	103-80-0	154.594			170 ²⁰ , 105 ²⁴	1.1682 ²⁰	1.5325 ²⁰	vs eth
603	Benzenearsonic acid		C ₆ H ₇ AsO ₃	98-05-5	202.040	cry (w)	158 dec				vs H ₂ O, EtOH
604	Benzeneboronic acid		C ₆ H ₇ BO ₂	98-80-6	121.930		219				sl H ₂ O; s EtOH, eth, bz
605	Benzenebutanoic acid		C ₁₀ H ₁₂ O ₂	1821-12-1	164.201	lf (w)	52	290			s H ₂ O, EtOH, eth
606	Benzenebutanol		C ₁₀ H ₁₄ O	3360-41-6	150.217			140 ¹⁴		1.5214 ²⁰	
607	Benzenecarboxoperoxoic acid	Perbenzoic acid	C ₇ H ₆ O ₃	93-59-4	138.121	mcl pl (peth)	42	100 ¹⁴			vs ace, bz, eth, EtOH
608	Benzenecarbothioamide		C ₇ H ₇ NS	2227-79-4	137.203		117				



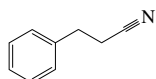
No.	Name	Synonym	Mol. Form.	CAS RN	Mol. Wt.	Physical Form	mp/°C	bp/°C	den/ g cm ⁻³	n _D	Solubility
609	Benzenecarbothioic acid		C ₆ H ₆ OS	98-91-9	138.187	ye pl (HOAc)	24	86 ¹⁰	1.28 ²⁰	1.6040 ²⁰	vs ace, bz, eth, EtOH
610	Benzenecarboximidamide, monohydrochloride		C ₇ H ₉ ClN ₂	1670-14-0	156.612	orth pr (w +2)	169				s H ₂ O, EtOH; sl tfa
611	1,2-Benzenediamine	<i>o</i> -Phenylenediamine	C ₆ H ₈ N ₂	95-54-5	108.141	brsh ye lf (w) pl (chl)	102.1	257			s H ₂ O, eth, bz, chl; vs EtOH
612	1,3-Benzenediamine	<i>m</i> -Phenylenediamine	C ₆ H ₈ N ₂	108-45-2	108.141	orth (al)	66.0	285	1.0096 ⁵⁸	1.6339 ⁵⁸	vs H ₂ O; s EtOH, eth, bz
613	1,4-Benzenediamine	<i>p</i> -Phenylenediamine	C ₆ H ₈ N ₂	106-50-3	108.141	wh pl (bz, eth)	141.1	267			sl H ₂ O; s EtOH, eth, bz, chl
614	1,2-Benzenediamine, dihydrochloride		C ₆ H ₁₀ Cl ₂ N ₂	615-28-1	181.062		250 dec				
615	1,3-Benzenediamine, dihydrochloride		C ₆ H ₁₀ Cl ₂ N ₂	541-69-5	181.062						s H ₂ O
616	1,4-Benzenediamine, dihydrochloride		C ₆ H ₁₀ Cl ₂ N ₂	624-18-0	181.062						s H ₂ O
617	1,2-Benzenedicarbonyl dichloride	Phthaloyl chloride	C ₈ H ₄ Cl ₂ O ₂	88-95-9	203.023		15.5	281.1	1.4089 ²⁰	1.5684 ²⁰	
618	1,3-Benzenedicarbonyl dichloride		C ₈ H ₄ Cl ₂ O ₂	99-63-8	203.023	pr(eth)	43.5	276	1.3880 ¹⁷	1.570 ⁴⁷	sl H ₂ O, EtOH; s eth
619	1,4-Benzenedicarbonyl dichloride		C ₈ H ₄ Cl ₂ O ₂	100-20-9	203.023	nd or pl (lig)	83.5	258; 125 ⁹			s eth
620	1,2-Benzenedicarboxaldehyde		C ₈ H ₆ O ₂	643-79-8	134.133	ye cry or nd (lig)	55.8	83 ^{3,8}			vs eth, EtOH
621	1,3-Benzenedicarboxaldehyde		C ₈ H ₆ O ₂	626-19-7	134.133	nd (dil al)	89.5	246; 136 ¹³			sl H ₂ O, eth, chl; vs EtOH; s ace, bz
622	1,4-Benzenedicarboxaldehyde		C ₈ H ₆ O ₂	623-27-8	134.133	nd (w)	117	246			sl H ₂ O; vs EtOH; s eth, chl, alk
623	1,2-Benzenedicarboxamide	Phthalamide	C ₈ H ₈ N ₂ O ₂	88-96-0	164.162	cry	222	dec			sl H ₂ O, EtOH; i eth
624	1,4-Benzenedicarboxamide		C ₈ H ₈ N ₂ O ₂	3010-82-0	164.162	nd (w), pl (HOAc)	322.3				
625	1,2-Benzenedicarboxylic acid, bis(2-butoxyethyl) ester	Bis(2-butoxyethyl) phthalate	C ₂₀ H ₃₀ O ₆	117-83-9	366.448			270			
626	1,2-Benzenedicarboxylic acid, bis(2-methoxyethyl) ester	Bis(2-methoxyethyl) phthalate	C ₁₄ H ₁₈ O ₆	117-82-8	282.289		-60.0	230 ¹⁰	1.1596 ²⁰		
627	1,2-Benzenedicarboxylic acid, diallyl ester	Diallyl phthalate	C ₁₄ H ₁₄ O ₄	131-17-9	246.259			161 ⁴			
628	1,2-Benzenedicarboxylic acid, dipropyl ester	Dipropyl phthalate	C ₁₄ H ₁₈ O ₄	131-16-8	250.291	liq	-31.0	304.5	1.0767 ²⁰		i H ₂ O; s EtOH, eth
629	1,3-Benzenedimethanamine	<i>m</i> -Xylene diamine	C ₈ H ₁₂ N ₂	1477-55-0	136.194			247	1.052 ²⁰		vs H ₂ O, eth, EtOH
630	1,2-Benzenedimethanol		C ₈ H ₁₀ O ₂	612-14-6	138.164	pl (eth, peth)	64.8	145 ³			s H ₂ O, EtOH; vs eth; sl bz
631	1,3-Benzenedimethanol		C ₈ H ₁₀ O ₂	626-18-6	138.164	nd (bz)	57	156 ¹³	1.1610 ¹⁶		vs H ₂ O, eth, EtOH
632	1,4-Benzenedimethanol		C ₈ H ₁₀ O ₂	589-29-7	138.164	nd (w)	117.5	140 ¹			vs H ₂ O, ace, eth, EtOH
633	1,2-Benzenediol, diacetate		C ₁₀ H ₁₀ O ₄	635-67-6	194.184	nd (al)	64.5	142 ⁹			i H ₂ O; vs EtOH, eth, chl; s peth
634	1,4-Benzenediol, diacetate		C ₁₀ H ₁₀ O ₄	1205-91-0	194.184	pl (w, al)	123.5		0.8731 ²⁵		s H ₂ O; vs EtOH, eth, chl, lig
635	1,3-Benzenediol, monobenzoate		C ₁₃ H ₁₀ O ₃	136-36-7	214.216		134.5				
636	1,3-Benzenedisulfonic acid		C ₆ H ₆ O ₆ S ₂	98-48-6	238.238	hyg cry					
637	1,3-Benzenedisulfonyl dichloride		C ₆ H ₄ Cl ₂ O ₂ S ₂	585-47-7	275.130		61.8	195 ^{10,5}			
638	1,2-Benzenedithiol		C ₆ H ₆ S ₂	17534-15-5	142.242		28.5	238.5			vs EtOH, eth, bz; s AcOEt
639	1,3-Benzenedithiol		C ₆ H ₆ S ₂	626-04-0	142.242	lf	27	245			vs bz, eth, EtOH
640	Benzenethanamine	1-Amino-2-phenylethane	C ₈ H ₁₁ N	64-04-0	121.180	liq	<0	195	0.9640 ²⁵	1.5290 ²⁵	s H ₂ O, etc; vs EtOH, eth
641	Benzenethanamine, hydrochloride		C ₈ H ₁₂ ClN	156-28-5	157.641	pl or lf (al)	218.5				vs H ₂ O, EtOH
642	Benzenethanol	Phenethyl alcohol	C ₈ H ₁₀ O	60-12-8	122.164	liq	-27	218.2	1.0202 ²⁰	1.5325 ²⁰	sl H ₂ O; msc EtOH, eth
643	Benzenehexacarboxylic acid	Mellitic acid	C ₁₂ H ₆ O ₁₂	517-60-2	342.169	nd (al)	287 dec				vs H ₂ O; s EtOH, sulf
644	Benzenemethanamine, hydrochloride		C ₇ H ₁₀ ClN	3287-99-8	143.614		258.3				vs H ₂ O, EtOH
645	Benzenemethanesulfonyl chloride		C ₇ H ₇ ClO ₂ S	1939-99-7	190.648	pr (eth), nd (bz)	93				vs eth, bz
646	Benzenemethanesulfonyl fluoride		C ₇ H ₇ FO ₂ S	329-98-6	174.193		92.0				
647	Benzenemethanethiol	Thiobenzyl alcohol	C ₇ H ₈ S	100-53-8	124.204	liq	-30	194.5	1.058 ²⁰	1.5151 ²⁰	i H ₂ O; vs EtOH, eth; sl etc; s CS ₂
648	Benzenepentanoic acid	5-Phenylvaleric acid	C ₁₁ H ₁₄ O ₂	2270-20-4	178.228	pl (w), pr (peth)	57.5	190 ³⁰			sl H ₂ O; vs EtOH; s os
649	Benzenepentanol		C ₁₁ H ₁₆ O	10521-91-2	164.244			155 ²⁰ , 150 ¹⁸	0.9725 ²⁰	1.5156 ²⁰	vs eth, EtOH



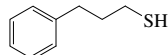
No.	Name	Synonym	Mol. Form.	CAS RN	Mol. Wt.	Physical Form	mp/°C	bp/°C	den/ g cm ⁻³	n _D	Solubility
650	Benzenepropanal	Hydrocinnamic aldehyde	C ₉ H ₁₀ O	104-53-0	134.174	mcl	47	224; 117 ^{2b}	1.0190 ²⁰		i H ₂ O; vs EtOH; msc eth
651	Benzenepropanenitrile	Hydrocinnamonitrile	C ₉ H ₉ N	645-59-0	131.174	liq	-1	261; 141 ²⁵	1.0016 ²⁰	1.5266 ²⁸	s EtOH, eth; sl chl
652	Benzenepropanethiol		C ₉ H ₁₂ S	24734-68-7	152.256			121 ²³ , 109 ¹⁰	1.01 ²⁵	1.5494 ²⁰	
653	Benzenepropanoic acid	Hydrocinnamic acid	C ₉ H ₁₀ O ₂	501-52-0	150.174	nd (w)	48	279.8	1.0712 ⁴⁹		s H ₂ O, EtOH, eth, ctc, CS ₂ ; vs bz
654	Benzenepropanol	Hydrocinnamyl alcohol	C ₉ H ₁₂ O	122-97-4	136.190		<-18	235	0.995 ²⁵	1.5357 ²⁵	s H ₂ O, ctc; msc EtOH, eth
655	Benzenepropanol carbamate	Phenprobamate	C ₁₀ H ₁₃ NO ₂	673-31-4	179.216		102				i H ₂ O; s EtOH, chl
656	Benzenepropanoyl chloride		C ₉ H ₉ ClO	645-45-4	168.619			dec 225; 105 ¹⁰	1.135 ²¹		s eth, CS ₂
657	Benzeneseleninic acid	Phenylseleninic acid	C ₆ H ₅ O ₂ Se	6996-92-5	189.07		124.5		1.93 ²⁰		sl H ₂ O; i bz; vs alk
658	Benzeneselenol		C ₆ H ₆ Se	645-96-5	157.07			183.6; 84 ²⁵	1.4865 ¹⁵		i H ₂ O; s EtOH; vs eth, ctc
659	Benzenesulfonic acid		C ₆ H ₆ O ₂ S	618-41-7	142.176	pr (w)	84	dec			sl H ₂ O; s EtOH, eth, bz; i peth
660	Benzenesulfinyl chloride		C ₆ H ₅ ClOS	4972-29-6	160.621	pl (peth)	38	71 ¹⁵	1.3469 ²⁵	1.3470 ²⁵	s eth, chl
661	Benzenesulfonamide		C ₆ H ₇ NO ₂ S	98-10-2	157.191	lf, nd (w)	156				sl H ₂ O, tfa; s EtOH, eth
662	Benzenesulfonic acid	Besyllic acid	C ₆ H ₅ O ₃ S	98-11-3	158.175	nd (bz)	65				vs H ₂ O, EtOH; i eth; sl bz; s HOAc
663	Benzenesulfonyl chloride	Phenylsulfonyl chloride	C ₆ H ₅ ClO ₂ S	98-09-9	176.621		14.5	dec 251	1.3470 ¹⁵		i H ₂ O; vs EtOH; s eth, ctc
664	Benzenesulfonyl fluoride	Phenylsulfonyl fluoride	C ₆ H ₅ FO ₂ S	368-43-4	160.166			203.5	1.3286 ²⁰	1.4932 ¹⁸	s EtOH, eth
665	1,2,4,5-Benzenetetracarboxylic acid	Pyromellitic acid	C ₁₀ H ₆ O ₈	89-05-4	254.150	tcl pr (w+2)	276				sl H ₂ O; s EtOH
666	Benzenethiol	Phenyl mercaptan	C ₆ H ₆ S	108-98-5	110.177	liq	-14.93	169.1	1.0775 ²⁰	1.5893 ²⁰	i H ₂ O; s EtOH, eth, bz; sl ctc
667	1,3,5-Benzenetricarbonyl trichloride		C ₆ H ₃ Cl ₃ O ₃	4422-95-1	265.477		36.3	180 ¹⁶			s chl
668	1,2,3-Benzenetricarboxylic acid	Hemimellitic acid	C ₆ H ₆ O ₆	569-51-7	210.140	pr (al)	200		1.546 ²⁰		vs eth, EtOH
669	1,2,4-Benzenetricarboxylic acid	Trimellitic acid	C ₆ H ₆ O ₆	528-44-9	210.140	nd (w) cry (al) cry (HOAc)	219				vs H ₂ O, eth, EtOH
670	1,3,5-Benzenetricarboxylic acid		C ₆ H ₆ O ₆	554-95-0	210.140	pr or nd (w+1)	380				sl H ₂ O; vs EtOH, eth
671	1,2,4-Benzenetricarboxylic acid 1,2-anhydride, 4-chloride	4-(Chloroformyl)phthalic anhydride	C ₆ H ₃ ClO ₄	1204-28-0	210.571		66				
672	1,2,4-Benzenetricarboxylic acid, triallyl ester		C ₁₈ H ₁₈ O ₆	2694-54-4	330.332		<-30		1.164 ²⁰		
673	1,2,3-Benzenetriol	Pyrogallol	C ₆ H ₆ O ₃	87-66-1	126.110	lf or nd (bz)	133	309	1.453 ⁴	1.561 ¹³⁴	vs H ₂ O, EtOH, eth, NH ₃ ; s ace; i bz
674	1,2,4-Benzenetriol	Hydroxyhydroquinone	C ₆ H ₆ O ₃	533-73-3	126.110	pl (eth), lf or pl (w)	140.5				vs H ₂ O, EtOH, eth; i bz, chl
675	1,3,5-Benzenetriol	Phloroglucinol	C ₆ H ₆ O ₃	108-73-6	126.110	lf or pl (w+2)	218.5	sub	1.46 ²⁵		sl H ₂ O; vs EtOH, eth, bz, py; s ace
676	1,2,4-Benzenetriol triacetate		C ₁₂ H ₁₂ O ₆	613-03-6	252.219		99	300			s EtOH, chl, MeOH
677	Benzestrol		C ₂₀ H ₂₆ O ₂	85-95-0	298.419	cry (al)	164				vs ace, eth, EtOH, HOAc
678	Benzethonium chloride		C ₂₇ H ₄₂ ClNO ₂	121-54-0	448.081	pl (chl/eth)	165 (hyd)				vs H ₂ O; s ace, chl, EtOH
679	Benzidine-3,3'-dicarboxylic acid	3,3'-Dicarboxybenzidine	C ₁₄ H ₁₂ N ₂ O ₄	2130-56-5	272.256	nd	300	dec			
680	<i>p</i> -Benzidine	[1,1'-Biphenyl]-4,4'-diamine	C ₁₂ H ₁₂ N ₂	92-87-5	184.236	nd (w)	120	401			sl H ₂ O, eth, DMSO; s EtOH
681	Benzil	Diphenylethanedione	C ₁₄ H ₁₀ O ₂	134-81-6	210.228	ye pr (al)	94.87	347	1.084 ¹⁰²		i H ₂ O; vs EtOH, eth; s ace; sl ctc
682	1 <i>H</i> -Benzimidazol-2-amine		C ₇ H ₇ N ₃	934-32-7	133.151	pl (w)	224				s H ₂ O, EtOH, ace; sl eth, bz, DMSO
683	1 <i>H</i> -Benzimidazole	<i>N,N'</i> -Methenyl- <i>o</i> -phenylenediamine	C ₇ H ₇ N ₂	51-17-2	118.136	orth bipym pl (w)	170.5	>360			sl H ₂ O, eth; vs EtOH; i bz; s dil alk
684	1 <i>H</i> -Benzimidazole-2-acetonitrile		C ₉ H ₇ N ₃	4414-88-4	157.172		208.4				
685	1 <i>H</i> -Benz[de]isoquinoline-1,3(2 <i>H</i>)-dione		C ₁₂ H ₇ NO ₂	81-83-4	197.190	nd (chl-al)	300				
686	Benzo[<i>c</i>]chrysene		C ₂₂ H ₁₄	194-69-4	278.346	nd (AcOH)	126.5				
687	Benzo[<i>g</i>]chrysene	Benzo[<i>a</i>]triphenylene	C ₂₂ H ₁₄	196-78-1	278.346	nd (AcOH)	114.5				



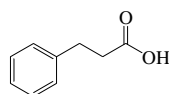
Benzenepropanal



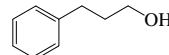
Benzenepropanenitrile



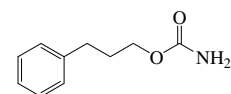
Benzenepropanethiol



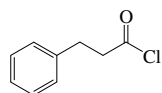
Benzenepropanoic acid



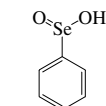
Benzenepropanol



Benzenepropanol carbamate



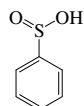
Benzenepropanoyl chloride



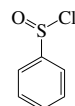
Benzeneseleninic acid



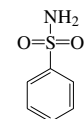
Benzeneselenol



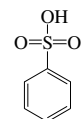
Benzenesulfinic acid



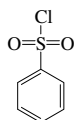
Benzenesulfinyl chloride



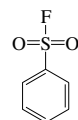
Benzenesulfonamide



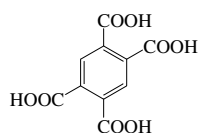
Benzenesulfonic acid



Benzenesulfonyl chloride



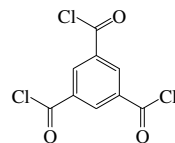
Benzenesulfonyl fluoride



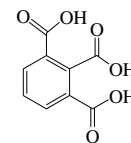
1,2,4,5-Benzenetetracarboxylic acid



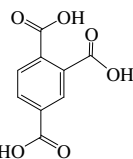
Benzenethiol



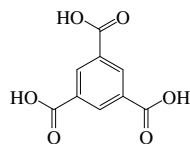
1,3,5-Benzenetricarbonyl trichloride



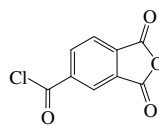
1,2,3-Benzenetricarboxylic acid



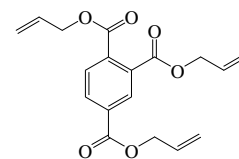
1,2,4-Benzenetricarboxylic acid



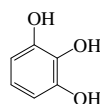
1,3,5-Benzenetricarboxylic acid



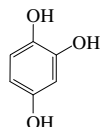
1,2,4-Benzenetricarboxylic acid 1,2-anhydride, 4-chloride



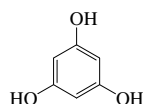
1,2,4-Benzenetricarboxylic acid, triallyl ester



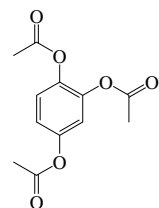
1,2,3-Benzenetriol



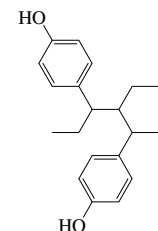
1,2,4-Benzenetriol



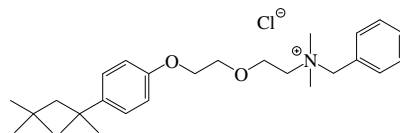
1,3,5-Benzenetriol



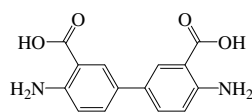
1,2,4-Benzenetriol triacetate



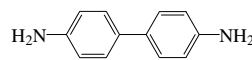
Benzenestrol



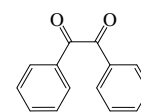
Benzethonium chloride



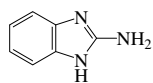
Benzidine-3,3'-dicarboxylic acid



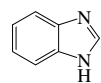
p-Benzidine



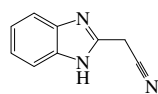
Benzil



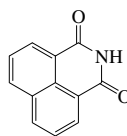
1H-Benzimidazol-2-amine



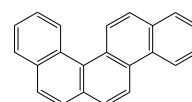
1H-Benzimidazole



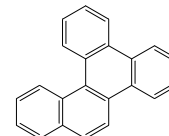
1H-Benzimidazole-2-acetonitrile



1H-Benz[de]isoquinoline-1,3(2H)-dione

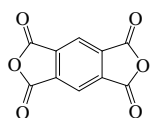
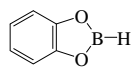


Benzo[c]chrysene

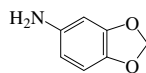


Benzo[g]chrysene

No.	Name	Synonym	Mol. Form.	CAS RN	Mol. Wt.	Physical Form	mp/°C	bp/°C	den/ g cm ⁻³	n _D	Solubility
688	1 <i>H</i> ,3 <i>H</i> -Benzo[1,2- <i>c</i> :4,5- <i>c'</i>]difuran-1,3,5,7-tetrone		C ₁₀ H ₂ O ₆	89-32-7	218.119		285.3				
689	1,3,2-Benzodioxaborole		C ₆ H ₅ BO ₂	274-07-7	119.914		12	88 ¹⁵⁶ , 50 ⁵⁰	1.2700 ²⁰	1.5070 ²⁰	
690	1,3-Benzodioxol-5-amine		C ₇ H ₇ NO ₂	14268-66-7	137.137		42	144 ¹⁶			
691	1,3-Benzodioxole		C ₇ H ₆ O ₂	274-09-9	122.122			172.5; 77 ²⁷	1.064 ²⁵	1.5398 ²⁰	
692	1,3-Benzodioxole-5-carboxaldehyde	Piperonal	C ₈ H ₆ O ₃	120-57-0	150.132		37	263			sl H ₂ O; vs EtOH; msc eth; s ace, chl
693	1,3-Benzodioxole-5-carboxylic acid	Piperonylic acid	C ₈ H ₆ O ₄	94-53-1	166.132		229				
694	1,3-Benzodioxole-5-ethanamine		C ₉ H ₁₁ NO ₂	1484-85-1	165.189			166 ²⁰ , 101 ¹	1.225 ²⁰	1.5620 ²⁰	
695	1,3-Benzodioxole-5-methanamine		C ₈ H ₉ NO ₂	2620-50-0	151.163			139 ¹³ , 100 ^{0,07}	1.214 ²⁵	1.5635 ²⁰	
696	1,3-Benzodioxole-5-methanol		C ₈ H ₈ O ₃	495-76-1	152.148	nd (peth)	58	157 ¹⁶			sl H ₂ O; s EtOH, eth, bz, chl; i lig
697	1,3-Benzodioxol-5-ol		C ₇ H ₆ O ₃	533-31-3	138.121		64.9				
698	<i>trans,trans</i> -5-(1,3-Benzodioxol-5-yl)-2,4-pentadienoic acid	Piperinic acid	C ₁₂ H ₁₀ O ₄	136-72-1	218.205	nd (al), ye nd (sub)	215.8	sub			vs EtOH
699	7,8-Benzoflavone	2-Phenyl-4 <i>H</i> -naphtho[1,2- <i>b</i>]pyran-4-one	C ₁₉ H ₁₂ O ₂	604-59-1	272.297	ye pl (al)	157				sl EtOH, chl; s sulf
700	Benzo[<i>b</i>]fluoranthene	Benzo[<i>e</i>]acephenanthrylene	C ₂₀ H ₁₂	205-99-2	252.309	nd (bz)	168				i H ₂ O; msc bz
701	Benzo[<i>j</i>]fluoranthene	Dibenzo[<i>a</i> , <i>k</i>]fluorene	C ₂₀ H ₁₂	205-82-3	252.309	ye pl (al) nd (HOAc)	166				i H ₂ O; sl EtOH, HOAc
702	Benzo[<i>k</i>]fluoranthene	2,3,1',8'-Binaphthylene	C ₂₀ H ₁₂	207-08-9	252.309	pa ye nd (bz)	217	480			i H ₂ O; s EtOH, bz, HOAc
703	1 <i>H</i> -Benzo[<i>a</i>]fluorene		C ₁₇ H ₁₂	238-84-6	216.277	pl (ace or HOAc)	189.5	405			i H ₂ O; sl EtOH; s eth, bz, chl
704	1 <i>H</i> -Benzo[<i>b</i>]fluorene		C ₁₇ H ₁₂	243-17-4	216.277		212	401			i H ₂ O
705	Benzofuran	Coumarone	C ₈ H ₆ O	271-89-6	118.133		<-18	174	1.0913 ²⁵	1.5615 ¹⁷	i H ₂ O; s EtOH, eth
706	2-Benzofurancarboxylic acid	Coumarilic acid	C ₉ H ₆ O ₃	496-41-3	162.142	nd (w)	192.5	312.5			vs EtOH
707	2(3 <i>H</i>)-Benzofuranone		C ₈ H ₆ O ₂	553-86-6	134.133		50	249	1.2236 ¹⁴		
708	3(2 <i>H</i>)-Benzofuranone		C ₈ H ₆ O ₂	7169-34-8	134.133	red nd (al)	102.5	152 ¹⁵			vs bz
709	1-(2-Benzofuranyl)ethanone		C ₁₀ H ₈ O ₂	1646-26-0	160.170		76	126 ¹¹			s H ₂ O
710	Benzofurazan, 1-oxide		C ₆ H ₄ N ₂ O ₂	480-96-6	136.108		71.5		1.280 ⁸⁰		
711	Benzohydrazide	Benzoic acid, hydrazide	C ₇ H ₈ N ₂ O	613-94-5	136.151	pl (w)	115	dec 267			s H ₂ O, EtOH; sl eth, ace, chl
712	Benzoic acid	Benzenecarboxylic acid	C ₇ H ₆ O ₂	65-85-0	122.122	mcl lf or nd	122.35	249.2	1.2659 ¹⁵	1.504 ¹³²	sl H ₂ O; vs EtOH, eth; s ace, bz, chl
713	Benzoic anhydride		C ₁₄ H ₁₀ O ₃	93-97-0	226.227	pr (eth)	42.5	360	1.989 ¹⁵	1.5767 ¹⁵	i H ₂ O, lig; s EtOH, eth; sl chl
714	Benzoin	2-Hydroxy-1,2-diphenylethanone, (±)	C ₁₄ H ₁₂ O ₂	579-44-2	212.244		137	344; 194 ¹²	1.310 ²⁰		vs EtOH, chl
715	Benzonitrile	Phenyl cyanide	C ₇ H ₅ N	100-47-0	103.122	liq	-13.99	191.1	1.0093 ¹⁵	1.5289 ³⁰	sl H ₂ O; msc EtOH; vs ace, bz; s ctc
716	Benzo[<i>ghi</i>]perylene	1,12-Benzperylene	C ₂₂ H ₁₂	191-24-2	276.330	ye-grn lf (bz)	272.5				i H ₂ O
717	Benzo[<i>c</i>]phenanthrene	Tetrahalicene	C ₁₈ H ₁₂	195-19-7	228.288		68				i H ₂ O; sl EtOH, lig
718	Benzophenone	Diphenyl ketone	C ₁₃ H ₁₀ O	119-61-9	182.217	(α) orth pr (al); (β) mcl pr	47.9 (α); 26 (β)	305.4	1.111 ¹⁸	1.6077 ¹⁹	i H ₂ O; vs EtOH, eth, chl, ace; s bz
719	Benzophenone hydrazone		C ₁₃ H ₁₂ N ₂	5350-57-2	196.247		97.3	227 ⁵⁵			
720	Benzophenone, oxime	Diphenyl ketoxime	C ₁₃ H ₁₁ NO	574-66-3	197.232	nd (al)	144				i H ₂ O; vs EtOH, eth, chl, ace; s bz
721	3,3',4,4'-Benzophenonetetracarboxylic acid dianhydride	4,4'-Carbonyldiphthalic anhydride	C ₁₇ H ₆ O ₇	2421-28-5	322.226		216				
722	Benzo-2-phenylhydrazide		C ₁₃ H ₁₂ N ₂ O	532-96-7	212.246	pr (al), nd (w)	168	314			sl H ₂ O, eth; s EtOH, bz, chl
723	Benzopurpurine 4B	C.I. Direct Red 2, disodium salt	C ₃₄ H ₂₆ N ₆ Na ₂ O ₆ S ₂	992-59-6	724.716	br pow					s H ₂ O, EtOH, ac, H ₂ SO ₄
724	2 <i>H</i> -1-Benzopyran	1,2-Chromene	C ₉ H ₈ O	254-04-6	132.159			132 ¹⁰² , 91 ¹³	1.0993 ¹⁶	1.5869 ²⁴	i H ₂ O
725	[2]Benzopyrano[6,5,4- <i>def</i>][2]benzopyran-1,3,6,8-tetrone	1,4,5,8-Naphthalenetetracarboxylic acid anhydride	C ₁₄ H ₄ O ₆	81-30-1	268.178	nd (al)	450	sub 320			i H ₂ O; s Na ₂ CO ₃ , HOAc
726	1 <i>H</i> -2-Benzopyran-1-one	Isocoumarin	C ₉ H ₆ O ₂	491-31-6	146.143	pl (bz)	47	286			i H ₂ O; vs EtOH, eth, bz, CS ₂
727	2 <i>H</i> -1-Benzopyran-2-one	Coumarin	C ₉ H ₆ O ₂	91-64-5	146.143	orth pym (eth)	71	301.7	0.935 ²⁰		s H ₂ O, EtOH, alk; vs eth, chl, py

1*H*,3*H*-Benzo[1,2-*c*:4,5-*c'*]difuran-1,3,5,7-tetrone

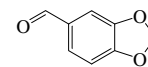
1,3,2-Benzodioxaborole



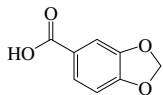
1,3-Benzodioxol-5-amine



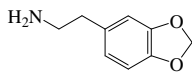
1,3-Benzodioxole



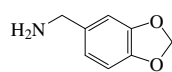
1,3-Benzodioxole-5-carboxaldehyde



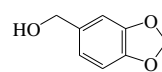
1,3-Benzodioxole-5-carboxylic acid



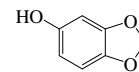
1,3-Benzodioxole-5-ethanamine



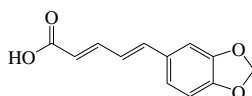
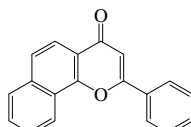
1,3-Benzodioxole-5-methanamine



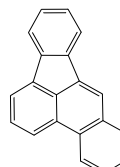
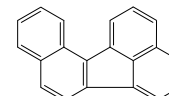
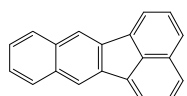
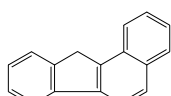
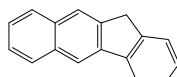
1,3-Benzodioxole-5-methanol



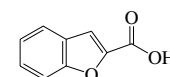
1,3-Benzodioxol-5-ol

*trans,trans*-5-(1,3-Benzodioxol-5-yl)-2,4-pentadienoic acid

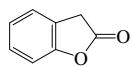
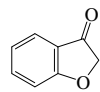
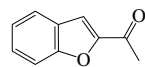
7,8-Benzoflavone

Benzo[*b*]fluorantheneBenzo[*j*]fluorantheneBenzo[*k*]fluoranthene11*H*-Benzo[*a*]fluorene11*H*-Benzo[*b*]fluorene

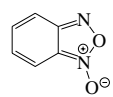
Benzofuran



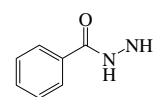
2-Benzofurancarboxylic acid

2(3*H*)-Benzofuranone3(2*H*)-Benzofuranone

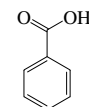
1-(2-Benzofuranyl)ethanone



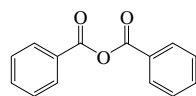
Benzofurazan, 1-oxide



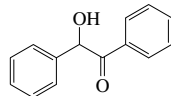
Benzohydrazide



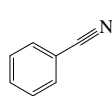
Benzoic acid



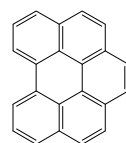
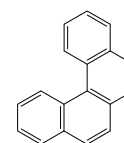
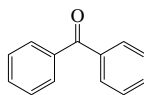
Benzoic anhydride



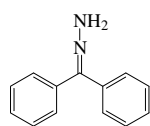
Benzoin



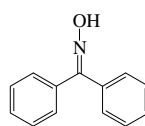
Benzonitrile

Benzo[*ghi*]peryleneBenzo[*c*]phenanthrene

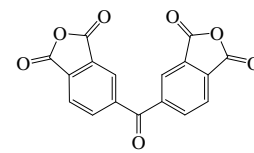
Benzophenone



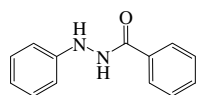
Benzophenone hydrazone



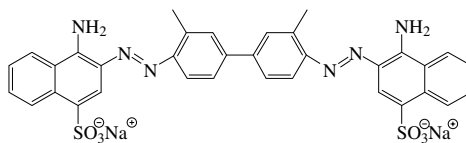
Benzophenone, oxime



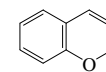
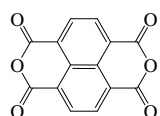
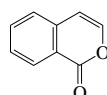
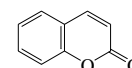
3,3',4,4'-Benzophenonetetracarboxylic acid dianhydride



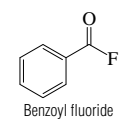
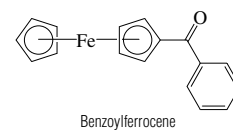
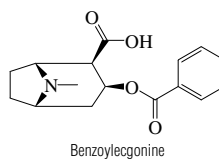
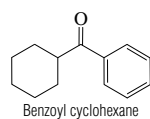
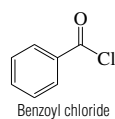
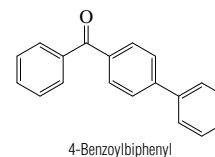
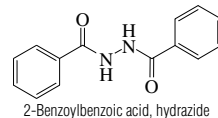
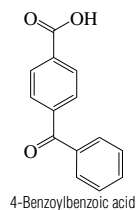
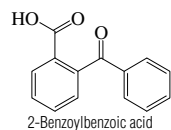
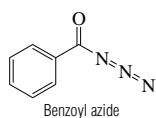
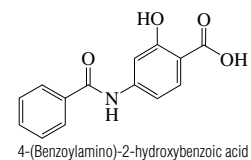
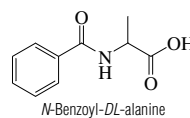
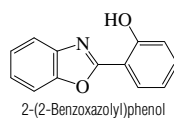
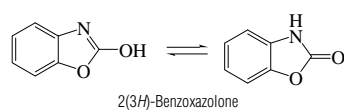
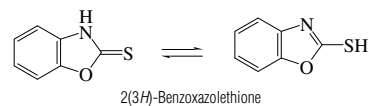
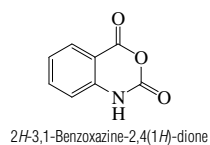
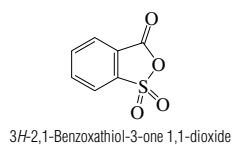
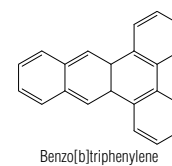
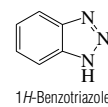
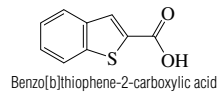
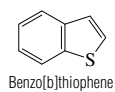
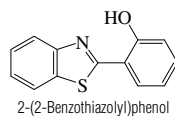
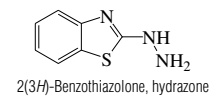
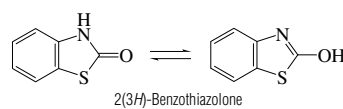
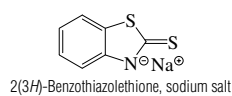
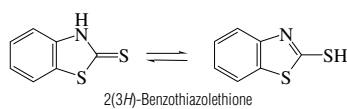
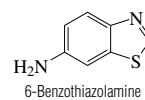
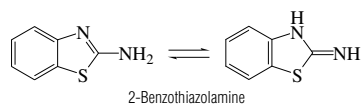
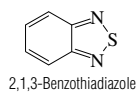
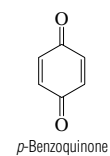
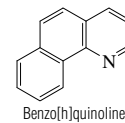
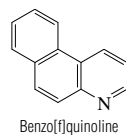
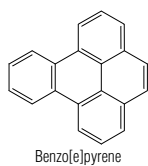
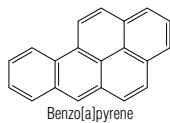
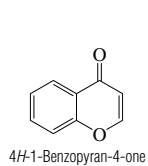
Benzo-2-phenylhydrazide



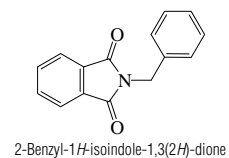
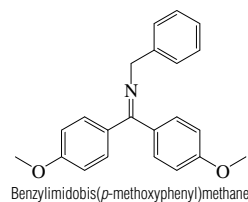
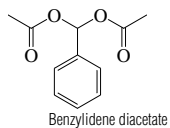
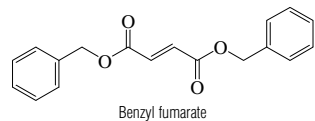
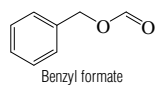
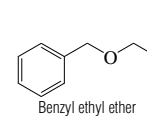
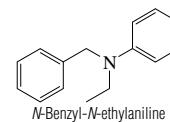
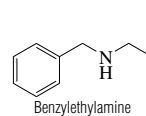
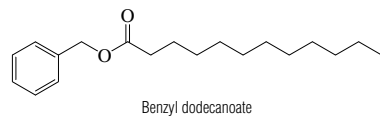
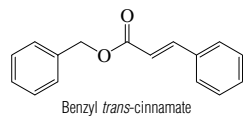
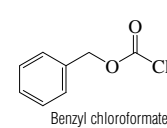
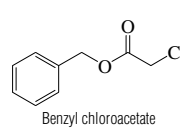
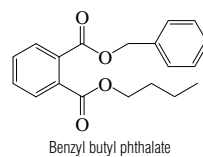
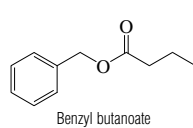
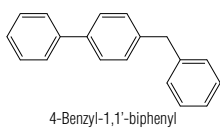
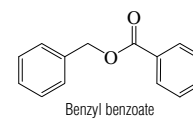
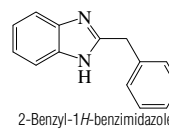
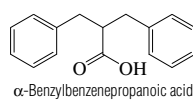
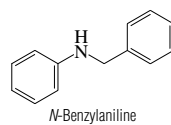
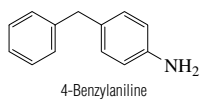
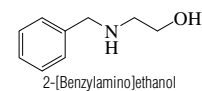
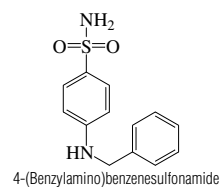
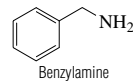
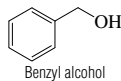
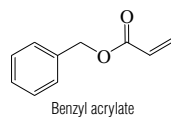
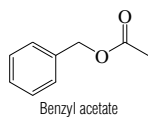
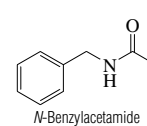
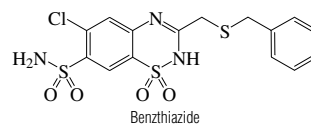
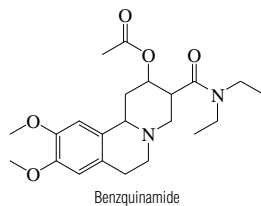
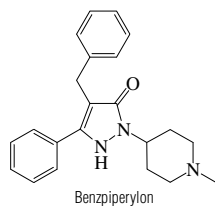
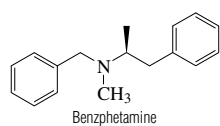
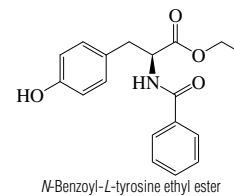
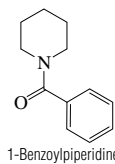
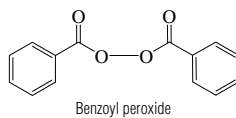
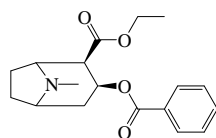
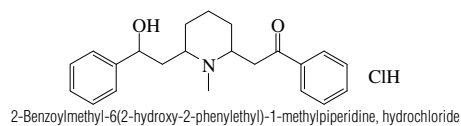
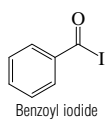
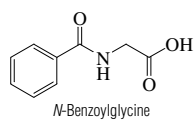
Benzopurpurine 4B

2*H*-1-Benzopyran[2]Benzopyrano[6,5,4-*def*][2]benzopyran-1,3,6,8-tetrone1*H*-2-Benzopyran-1-one2*H*-1-Benzopyran-2-one

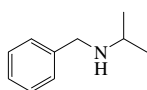
No.	Name	Synonym	Mol. Form.	CAS RN	Mol. Wt.	Physical Form	mp/°C	bp/°C	den/ g cm ⁻³	n _D	Solubility
728	4 <i>H</i> -1-Benzopyran-4-one		C ₉ H ₆ O ₂	491-38-3	146.143	nd (peth w)	59	sub	1.2900 ²⁰		sl H ₂ O; s EtOH, eth, bz, chl
729	Benzo[a]pyrene	2,3-Benzopyrene	C ₂₀ H ₁₂	50-32-8	252.309		181.1				i H ₂ O; vs chl
730	Benzo[e]pyrene	1,2-Benzopyrene	C ₂₀ H ₁₂	192-97-2	252.309	pa ye nd (bz-MeOH)	181.4	311			i H ₂ O
731	Benzo[f]quinoline	β-Naphthoquinoline	C ₁₃ H ₉ N	85-02-9	179.217	lf (peth or w)	94	352; 203 ⁸			sl H ₂ O; vs EtOH, bz, eth; s ace
732	Benzo[h]quinoline		C ₁₃ H ₉ N	230-27-3	179.217	lf (eth), pl (peth)	52	339; 233 ⁴⁷	1.2340 ²⁰		sl H ₂ O; s EtOH, eth, ace, bz, ctc
733	<i>p</i> -Benzoquinone	2,5-Cyclohexadiene-1,4-dione	C ₆ H ₄ O ₂	106-51-4	108.095	ye mcl pr (w)	115	sub	1.318 ²⁰		sl H ₂ O, peth; s EtOH, eth, chl
734	2,1,3-Benzothiadiazole		C ₆ H ₄ N ₂ S	273-13-2	136.174		43	206			
735	2-Benzothiazolamine	2-Aminobenzothiazole	C ₇ H ₆ N ₂ S	136-95-8	150.201	pl (w), lf (w)	132				sl H ₂ O; s EtOH, eth, chl, con HCl
736	6-Benzothiazolamine	6-Aminobenzothiazole	C ₇ H ₆ N ₂ S	533-30-2	150.201	pr (w)	87				i H ₂ O, eth; s EtOH
737	Benzothiazole	Benzosulfonazole	C ₇ H ₆ NS	95-16-9	135.187		1.0	231	1.2460 ²⁰	1.6379 ²⁰	sl H ₂ O; vs EtOH, eth, CS ₂ ; s ace
738	2(3 <i>H</i>)-Benzothiazolethione	2-Mercaptobenzothiazole	C ₇ H ₆ NS ₂	149-30-4	167.252	pa ye mcl nd(al, MeOH)	181		1.42 ²⁰		i H ₂ O; s EtOH; sl eth, bz, DMSO
739	2(3 <i>H</i>)-Benzothiazolethione, sodium salt		C ₇ H ₄ NNaS ₂	2492-26-4	189.234						sl H ₂ O
740	2(3 <i>H</i>)-Benzothiazolone		C ₇ H ₆ NOS	934-34-9	151.186	pr (dil al), nd	139	360			i H ₂ O; vs EtOH, eth
741	2(3 <i>H</i>)-Benzothiazolone, hydrazone		C ₇ H ₆ N ₃ S	615-21-4	165.216			202.8			
742	2-(2-Benzothiazolyl)phenol		C ₁₃ H ₉ NOS	3411-95-8	227.281	nd or lf (al)	131	179 ³			s EtOH
743	Benzo[b]thiophene	Thianaphthene	C ₈ H ₆ S	95-15-8	134.199	lf	32	221	1.1484 ³²	1.6374 ³⁷	i H ₂ O; vs EtOH; s eth, ace, bz; sl chl
744	Benzo[b]thiophene-2-carboxylic acid	Thionaphthene-2-carboxylic acid	C ₉ H ₆ O ₂ S	6314-28-9	178.208	nd (w)		240.5			vs eth
745	1 <i>H</i> -Benzotriazole	1,2,3-Triaza-1 <i>H</i> -indene	C ₆ H ₅ N ₃	95-14-7	119.124	nd (chl or bz)	100	204 ¹⁵			sl H ₂ O; s EtOH, bz, chl, tol, DMF
746	Benzo[b]triphenylene		C ₂₂ H ₁₄	215-58-7	278.346	nd (al, HOAc)		205			i H ₂ O; vs bz
747	3 <i>H</i> -2,1-Benzoxathiol-3-one 1,1-dioxide		C ₇ H ₄ O ₃ S	81-08-3	184.170	nd or pr (bz)	129.5	184 ¹⁶			vs bz, chl
748	2 <i>H</i> -3,1-Benzoxazine-2,4(1 <i>H</i>)-dione		C ₈ H ₆ NO ₃	118-48-9	163.131	pr (al, gl HOAc) cry (al)	243 dec				sl H ₂ O, EtOH, ace; i eth, bz, chl
749	Benzoxazole	1-Oxa-3-azaindene	C ₇ H ₆ NO	273-53-0	119.121	pr (dil al)	31	182.5	1.1754 ²⁰	1.5594 ²⁰	i H ₂ O; s EtOH, sulf
750	2(3 <i>H</i>)-Benzoxazolethione		C ₇ H ₆ NOS	2382-96-9	151.186	nd (w)		196			sl H ₂ O, ace, EtOH; vs eth, HOAc
751	2(3 <i>H</i>)-Benzoxazolone		C ₇ H ₆ NO ₂	59-49-4	135.121		138	335; 230 ³⁰			sl H ₂ O; s EtOH, eth, tfa
752	2-(2-Benzoxazolyl)phenol		C ₁₃ H ₉ NO ₂	835-64-3	211.216	pink nd (al, HOAc)	123.5	338			sl H ₂ O; vs EtOH; s eth, ace, bz
753	<i>N</i> -Benzoyl- <i>DL</i> -alanine		C ₁₀ H ₁₁ NO ₃	1205-02-3	193.199	pl, pr or lf (eth)	165.5	dec			s H ₂ O, EtOH; sl eth, DMSO
754	4-(Benzoylamino)-2-hydroxybenzoic acid	Benzoylpas	C ₁₄ H ₁₁ NO ₄	13898-58-3	257.242			260.5			
755	Benzoyl azide	Benzazide	C ₇ H ₅ N ₃ O	582-61-6	147.134	pl (ace)	32	exp	1.1680 ³⁵		vs eth, EtOH
756	2-Benzoylbenzoic acid		C ₁₄ H ₁₀ O ₃	85-52-9	226.227	tcl nd (w+1)	129.0				vs EtOH, eth; s bz; sl chl
757	4-Benzoylbenzoic acid		C ₁₄ H ₁₀ O ₃	611-95-0	226.227	nd (HOAc), pl (al) mcl lf (w)	199	sub			sl H ₂ O, tfa, bz; s EtOH, eth, HOAc
758	2-Benzoylbenzoic acid, hydrazide		C ₁₄ H ₁₂ N ₂ O ₂	787-84-8	240.257	nd (al)		242.3			sl H ₂ O; i EtOH, eth, chl; s MeOH
759	4-Benzoylbiphenyl	4-Phenylbenzophenone	C ₁₉ H ₁₄ O	2128-93-0	258.313		101.5	420; 156 ^{0.1}			
760	Benzoyl bromide	Benzoic acid, bromide	C ₇ H ₅ BrO	618-32-6	185.018	liq	-24	218.5	1.570 ¹⁵	1.5868 ²⁵	msc eth
761	Benzoyl chloride	Benzoic acid, chloride	C ₇ H ₅ ClO	98-88-4	140.567	liq	-0.4	197.2; 71 ⁹	1.2120 ²⁰	1.5537 ²⁰	msc eth; s bz, ctc, CS ₂
762	Benzoyl cyclohexane	Cyclohexyl phenyl ketone	C ₁₃ H ₁₈ O	712-50-5	188.265	nd (peth)	59.5	164 ¹⁶			
763	Benzoylecgonine		C ₁₆ H ₁₆ NO ₄	519-09-5	289.327	nd (w)	195				vs bz, EtOH
764	Benzoylferrocene		C ₁₇ H ₁₄ FeO	1272-44-2	290.137		110.0				
765	Benzoyl fluoride	Benzoic acid, fluoride	C ₇ H ₅ FO	455-32-3	124.112	liq	-28	154.5	1.1400 ²⁰		vs EtOH, eth; s ctc



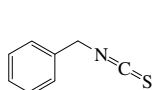
No.	Name	Synonym	Mol. Form.	CAS RN	Mol. Wt.	Physical Form	mp/°C	bp/°C	den/ g cm ⁻³	n _D	Solubility
766	<i>N</i> -Benzoylglycine	Hippuric acid	C ₉ H ₉ NO ₃	495-69-2	179.172	pr (w or al)	191.5		1.371 ²⁰		s H ₂ O, EtOH; sl eth, bz, chl; i peth
767	Benzoyl iodide	Benzoic acid, iodide	C ₇ H ₅ IO	618-38-2	232.018	nd	1.5	128 ²⁰	1.746 ¹⁸		vs eth, EtOH
768	2-Benzoylmethyl-6-(2-hydroxy-2-phenylethyl)-1-methylpiperidine, hydrochloride		C ₂₂ H ₂₈ ClNO ₂	63990-84-1	373.916		183.5				sl H ₂ O; s EtOH; vs chl
769	3-(Benzoyloxy)-8-methyl-8-azabicyclo[3.2.1]octane-2-carboxylic acid, ethyl ester, [1 <i>R</i> -(<i>exo,exo</i>)]	Cocaethylene	C ₁₈ H ₂₃ NO ₄	529-38-4	317.381	pr (eth)	109				vs eth, EtOH
770	Benzoyl peroxide		C ₁₄ H ₁₀ O ₄	94-36-0	242.227	orth (eth), pr	105	exp		1.543	sl H ₂ O; s EtOH, eth, ace, bz, CS ₂
771	1-Benzoylpiperidine		C ₁₂ H ₁₅ NO	776-75-0	189.253	tcl	49	320.5			i H ₂ O; s EtOH, eth; sl ctc
772	<i>N</i> -Benzoyl- <i>L</i> -tyrosine ethyl ester		C ₁₈ H ₁₉ NO ₄	3483-82-7	313.349		119.5				
773	Benzphetamine		C ₁₇ H ₂₁ N	156-08-1	239.356			127 ^{0.02}		1.5515 ¹⁹	vs eth, EtOH, MeOH, chl
774	Benzpiperylon		C ₂₂ H ₂₅ N ₃ O	53-89-4	347.453	cry (al)	182 dec				
775	Benzquinamide		C ₂₂ H ₃₂ N ₂ O ₅	63-12-7	404.499	cry	131				
776	Benzthiazide		C ₁₅ H ₁₄ ClN ₃ O ₄ S ₃	91-33-8	431.938	cry (EtOH)	236				i H ₂ O; s alk
777	<i>N</i> -Benzylacetamide		C ₉ H ₁₁ NO	588-46-5	149.189		61	157 ²			vs EtOH, eth
778	Benzyl acetate		C ₉ H ₁₀ O ₂	140-11-4	150.174	liq	-51.3	213	1.0550 ²⁰	1.5232 ²⁰	sl H ₂ O; msc EtOH; s eth, ace, chl
779	Benzyl acrylate		C ₁₀ H ₁₀ O ₂	2495-35-4	162.185			228	1.0573 ²⁰	1.5143 ²⁰	i H ₂ O; s EtOH, eth, ace, ctc
780	Benzyl alcohol	Benzenemethanol	C ₇ H ₈ O	100-51-6	108.138	liq	-15.4	205.31	1.0419 ²⁴	1.5396 ²⁰	s H ₂ O, EtOH, eth, ace, bz, MeOH, chl
781	Benzylamine	Benzenemethanamine	C ₇ H ₉ N	100-46-9	107.153			185; 90 ¹²	0.9813 ²⁰	1.5401 ²⁰	msc H ₂ O, EtOH, eth; vs ace; s bz; sl chl
782	4-(Benzylamino)benzenesulfonamide	<i>N</i> -(Benzylsulfanyl)aniline	C ₁₃ H ₁₄ N ₂ O ₂ S	104-22-3	262.327		171				
783	2-(Benzylamino)ethanol		C ₉ H ₁₃ NO	104-63-2	151.205			225; 154 ¹²	1.065 ²⁵	1.5430 ²⁰	
784	4-Benzylaniline		C ₁₃ H ₁₃ N	1135-12-2	183.249	mcl (lig)	34.5	300	1.038 ²⁵		vs eth, EtOH, lig
785	<i>N</i> -Benzylaniline	<i>N</i> -Phenylbenzenemethanamine	C ₁₃ H ₁₃ N	103-32-2	183.249	pr	37.5	306.5	1.0298 ⁶⁵	1.6118 ²⁵	vs eth, EtOH
786	α -Benzylbenzenepropanoic acid		C ₁₆ H ₁₆ O ₂	618-68-8	240.297	pl (peth HOAc) nd (w)	90	235 ¹⁸			vs bz, eth, EtOH
787	2-Benzyl-1 <i>H</i> -benzimidazole	Benzadazol	C ₁₄ H ₁₂ N ₂	621-72-7	208.258	nd (bz)	187				vs bz, EtOH, gl HOAc
788	Benzyl benzoate		C ₁₄ H ₁₂ O ₂	120-51-4	212.244	nd or lf	21	323.5	1.1121 ²⁵	1.5680 ²⁰	i H ₂ O; s EtOH, eth, ace, bz, MeOH, chl
789	4-Benzyl-1,1'-biphenyl		C ₁₉ H ₁₆	613-42-3	244.330	lf	85	285 ¹¹⁰	1.171 ⁰		i H ₂ O; s EtOH, ctc; vs eth, bz
790	Benzyl butanoate		C ₁₁ H ₁₄ O ₂	103-37-7	178.228			239	1.0111 ²⁰	1.4920 ²⁰	i H ₂ O; vs EtOH, eth; s ctc
791	Benzyl butyl phthalate	Butyl benzyl phthalate	C ₁₉ H ₂₀ O ₄	85-68-7	312.360	liq		370	1.119 ²⁵		i H ₂ O
792	Benzyl chloroacetate		C ₉ H ₉ ClO ₂	140-18-1	184.619			147 ⁹ , 85 ^{0.4}	1.2223 ⁴	1.5426 ¹⁸	vs eth, EtOH
793	Benzyl chloroformate	Carbobenzoxy chloride	C ₈ H ₇ ClO ₂	501-53-1	170.594	oily liq		103 ²⁰	1.195 ²⁵	1.5190 ²⁰	s eth, ace, bz
794	Benzyl <i>trans</i> -cinnamate	Benzyl <i>trans</i> -3-phenyl-2-propenoate	C ₁₆ H ₁₄ O ₂	78277-23-3	238.281	pr	39	dec 350; 244 ⁵	1.109 ¹⁵		i H ₂ O; s EtOH, eth; sl bz
795	Benzyl dodecanoate	Benzyl laurate	C ₁₉ H ₃₀ O ₂	140-25-0	290.440		8.5	210 ¹²	0.9429 ²⁵	1.4812 ²⁴	vs bz, eth, EtOH, peth
796	Benzylethylamine	<i>N</i> -Ethylbenzenemethanamine	C ₉ H ₁₃ N	14321-27-8	135.206			194	0.9342 ¹⁷	1.5117 ²⁰	sl H ₂ O, ctc; s EtOH, eth, bz, chl
797	<i>N</i> -Benzyl- <i>N</i> -ethylaniline	Ethylbenzylaniline	C ₁₅ H ₁₇ N	92-59-1	211.303	pa ye oil	35	288; 185 ²²	1.001 ⁵⁵	1.5943 ²³	i H ₂ O; s EtOH, eth, chl
798	Benzyl ethyl ether		C ₉ H ₁₂ O	539-30-0	136.190			186	0.9478 ²⁰	1.4955 ²⁰	i H ₂ O; msc EtOH, eth
799	Benzyl formate		C ₈ H ₈ O ₂	104-57-4	136.149			203; 84 ¹⁰	1.081 ²⁰	1.5154 ²⁰	i H ₂ O; s EtOH, ace; msc eth; sl ctc
800	Benzyl fumarate		C ₁₈ H ₁₆ O ₄	538-64-7	296.318	cry pow	59	210 ⁵			vs eth, EtOH, chl
801	Benzylidene diacetate	Toluene- α , α -diol, diacetate	C ₁₁ H ₁₂ O ₄	581-55-5	208.211	pl (eth)	46	220	1.11 ²⁰		vs bz, eth, EtOH
802	Benzylimidobis(<i>p</i> -methoxyphenyl)methane		C ₂₂ H ₂₁ NO ₂	524-96-9	331.408	pa ye cry	90				vs eth, chl
803	2-Benzyl-1 <i>H</i> -isoindole-1,3(2 <i>H</i>)-dione		C ₁₅ H ₁₁ NO ₂	2142-01-0	237.254	ye nd (al)	116		1.343 ¹⁸		s EtOH, HOAc; sl DMSO



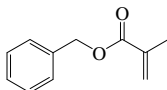
No.	Name	Synonym	Mol. Form.	CAS RN	Mol. Wt.	Physical Form	mp/°C	bp/°C	den/ g cm ⁻³	n _D	Solubility
804	Benzylisopropylamine	<i>N</i> -Isopropylbenzenemethanamine	C ₁₀ H ₁₅ N	102-97-6	149.233			200; 93 ¹⁰	0.892 ²⁵	1.5025 ²⁰	
805	Benzyl isothiocyanate	(Isothiocyanatomethyl)benzene	C ₈ H ₇ NS	622-78-6	149.214	ye oil		243	1.1246 ¹⁶	1.6049 ¹⁵	i H ₂ O; msc EtOH; s eth
806	Benzyl methacrylate		C ₁₁ H ₁₂ O ₂	2495-37-6	176.212			144 ⁵⁰			
807	Benzyl 3-methylbutanoate		C ₁₂ H ₁₆ O ₂	103-38-8	192.254			245; 136 ²⁵	0.9983 ¹⁵	1.4884 ²⁰	
808	Benzyl methyl ether		C ₈ H ₁₀ O	538-86-3	122.164	liq	-52.6	170	0.9634 ²⁰	1.5008 ²⁰	i H ₂ O, liq; vs EtOH, eth; s bz
809	1-Benzyl-2-methylhydrazine	1-Methyl-2-phenylmethylhydrazine	C ₈ H ₁₂ N ₂	10309-79-2	136.194	liq		117 ²⁰			
810	Benzyl 2-methylpropanoate	Benzyl isobutyrate	C ₁₁ H ₁₄ O ₂	103-28-6	178.228			228; 114 ²⁰	1.0159 ¹⁸	1.4883 ²⁰	
811	Benzyl nitrite		C ₇ H ₉ NO ₂	935-05-7	137.137	oil		81 ³⁵	1.075 ²⁵	1.4989 ²⁵	
812	<i>N</i> -Benzylloxycarbonylaspartame		C ₂₂ H ₂₄ N ₂ O ₇	33605-72-0	428.435	cry	122				
813	Benzylloxycarbonyl-L-glutamine		C ₁₃ H ₁₆ N ₂ O ₅	2650-64-8	280.276		134.5				s DMSO
814	Benzylloxycarbonylglycine		C ₁₀ H ₁₁ NO ₄	1138-80-3	209.199		121				s ace
815	Benzylloxycarbonylglycyl-L-leucine		C ₁₆ H ₂₂ N ₂ O ₅	1421-69-8	322.356		100				
816	Benzylloxycarbonylglycyl-L-phenylalanine		C ₁₉ H ₂₀ N ₂ O ₅	1170-76-9	356.372		126				
817	2-(Benzylloxy)ethanol	Ethylene glycol monobenzyl ether	C ₈ H ₁₂ O ₂	622-08-2	152.190	oil	<-75	256	1.0640 ²⁰	1.5233 ²⁰	vs H ₂ O, eth, EtOH
818	Benzylpenicillin sodium		C ₁₆ H ₁₇ N ₂ NaO ₄ S	69-57-8	356.372	nd (BuOH aq)	215		1.41		vs H ₂ O; s MeOH; i ace, eth, chl
819	2-Benzylphenol	<i>o</i> -Benzylphenol	C ₁₃ H ₁₂ O	28994-41-4	184.233		21	312		1.5994 ²⁰	vs ace, bz, EtOH
820	4-Benzylphenol	<i>p</i> -Benzylphenol	C ₁₃ H ₁₂ O	101-53-1	184.233		84	322			s H ₂ O, EtOH, eth, bz, ctc, HOAc, chl
821	Benzyl phenyl ether		C ₁₃ H ₁₂ O	946-80-5	184.233	lf (al)	40	286.5			
822	1-Benzylpiperazine		C ₁₁ H ₁₆ N ₂	2759-28-6	176.258			146 ¹²		1.5430 ²⁸	s H ₂ O, EtOH, eth; sl chl
823	1-Benzylpiperidine		C ₁₂ H ₁₇ N	2905-56-8	175.270			245	0.9625 ¹⁶	1.5227 ²⁰	
824	4-Benzylpiperidine		C ₁₂ H ₁₇ N	31252-42-3	175.270		16.8	270; 150 ¹⁷	0.9970 ²⁰	1.5337 ²⁵	i H ₂ O; s EtOH, eth
825	Benzyl propanoate		C ₁₀ H ₁₂ O ₂	122-63-4	164.201			221	1.0335 ²⁰		
826	2-Benzylpyridine		C ₁₂ H ₁₁ N	101-82-6	169.222	nd	12.5	277; 149 ¹⁶	1.067 ⁰	1.5785 ²⁰	i H ₂ O; s EtOH, eth, chl
827	4-Benzylpyridine		C ₁₂ H ₁₁ N	2116-65-6	169.222		12.4	288; 180 ³¹	1.0612 ²⁰	1.5818 ²⁰	i H ₂ O; s EtOH, ctc; vs eth
828	Benzyl 3-pyridinecarboxylate	Benzyl nicotinate	C ₁₃ H ₁₁ NO ₂	94-44-0	213.232			170 ³			
829	1-Benzyl-1 <i>H</i> -pyrrole		C ₁₁ H ₁₁ N	2051-97-0	157.212		15	247	1.0183 ²⁰	1.5655 ²⁴	i H ₂ O; vs EtOH, eth
830	Benzyl 1,2-pyrrolidinedicarboxylate, (S)	<i>N</i> -(Benzylloxycarbonyl)- <i>L</i> -proline	C ₁₃ H ₁₅ NO ₄	1148-11-4	249.263		78.5			1.5310 ²⁰	sl chl
831	Benzyl salicylate		C ₁₄ H ₁₂ O ₃	118-58-1	228.243			320	1.1799 ²⁰	1.5805 ²⁰	sl EtOH; s EtOH, eth, ctc
832	<i>O</i> -Benzyl-L-serine	3-(Benzylloxy)- <i>L</i> -alanine	C ₁₀ H ₁₃ NO ₃	4726-96-9	195.215		218 dec				
833	Benzylsulfonic acid		C ₇ H ₆ O ₃ S	100-87-8	172.202	hyg cry					
834	4-[(Benzylsulfonyl)amino]benzoic acid	<i>p</i> -(Benzylsulfonamido)benzoic acid	C ₁₄ H ₁₃ NO ₄ S	536-95-8	291.323		229.5				vs EtOH
835	(Benzylsulfonyl)benzene		C ₁₃ H ₁₂ O ₂ S	3112-88-7	232.298	nd (al)	146		1.1261 ¹⁵³		i H ₂ O; sl EtOH, eth, bz
836	(Benzylthio)benzene		C ₁₃ H ₁₂ S	831-91-4	200.299	lf (al)	43.5	197 ²⁷			i H ₂ O; s EtOH, eth, con sulf
837	Benzyl thiocyanate	α -Thiocyanatotoluene	C ₈ H ₇ NS	3012-37-1	149.214	pr (al)	43	232			i H ₂ O; s EtOH, eth, chl, CS ₂
838	Benzyltrimethylammonium chloride		C ₁₀ H ₁₆ ClN	56-93-9	185.694		243				vs H ₂ O; s ace
839	Benzylurea		C ₉ H ₁₀ N ₂ O	538-32-9	150.177	nd (al)	148	dec 200			vs ace, EtOH
840	Bephonium chloride		C ₁₇ H ₂₂ ClNO	13928-81-9	291.816	cry (ace)	135				
841	Berberine		C ₂₀ H ₁₉ NO ₅	2086-83-1	353.369	red-ye nd (w+6) cry (chl)	145				vs eth, EtOH
842	Berberine chloride dihydrate		C ₂₀ H ₂₂ ClNO ₆	633-65-8	407.845	ye cry					
843	Bergenin		C ₁₄ H ₁₆ O ₉	477-90-7	328.272	cry (MeOH)	238				vs H ₂ O, EtOH
844	Beryllium 2,4-pentanedioate	Beryllium acetylacetonate	C ₁₀ H ₁₄ BeO ₄	10210-64-7	207.228		108	270	1.168 ²⁰		
845	Betaine	1-Carboxy- <i>N,N,N</i> -trimethylmethanaminium, inner salt	C ₅ H ₁₁ NO ₂	107-43-7	117.147	pr or lf (al)	293 dec				vs H ₂ O, MeOH; s EtOH; sl eth, chl
846	Betaine, hydrochloride		C ₅ H ₁₂ ClNO ₂	590-46-5	153.608	mcl cry (al)	227.5				vs H ₂ O
847	Betamethasone		C ₂₂ H ₂₆ FO ₅	378-44-9	392.460	cry (AcOMe)	232 dec				
848	Bethanidine		C ₁₀ H ₁₃ N ₃	55-73-2	177.246	cry (aq MeOH)	196				



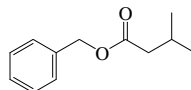
Benzylisopropylamine



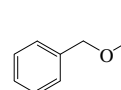
Benzyl isothiocyanate



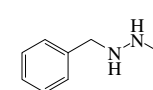
Benzyl methacrylate



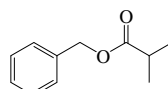
Benzyl 3-methylbutanoate



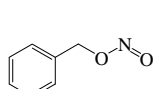
Benzyl methyl ether



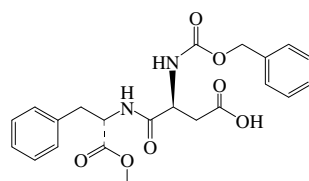
1-Benzyl-2-methylhydrazine



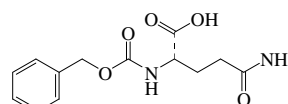
Benzyl 2-methylpropanoate



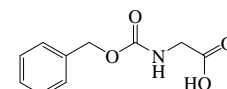
Benzyl nitrite



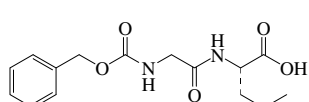
N-Benzylloxycarbonylaspartame



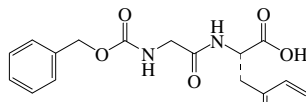
Benzylloxycarbonyl-L-glutamine



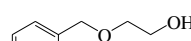
Benzylloxycarbonylglycine



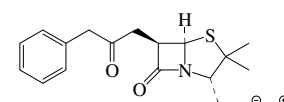
Benzylloxycarbonylglycyl-L-leucine



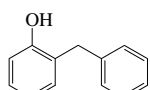
Benzylloxycarbonylglycyl-L-phenylalanine



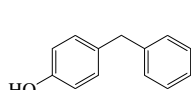
2-(Benzylloxy)ethanol



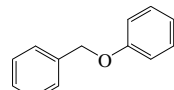
Benzylpenicillin sodium



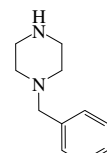
2-Benzylphenol



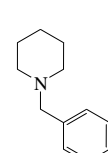
4-Benzylphenol



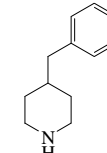
Benzyl phenyl ether



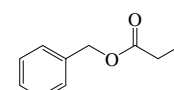
1-Benzylpiperazine



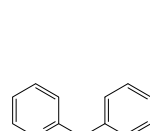
1-Benzylpiperidine



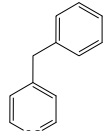
4-Benzylpiperidine



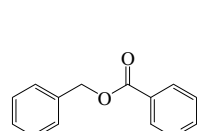
Benzyl propanoate



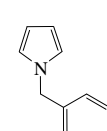
2-Benzylpyridine



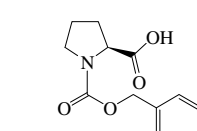
4-Benzylpyridine



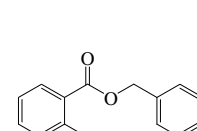
Benzyl 3-pyridinecarboxylate



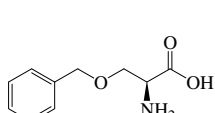
1-Benzyl-1H-pyrrole



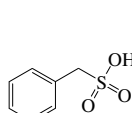
Benzyl 1,2-pyrrolidinedicarboxylate, (S)



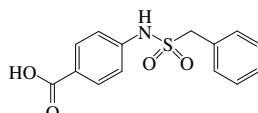
Benzyl salicylate



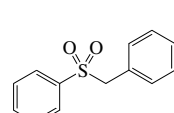
O-Benzyl-L-serine



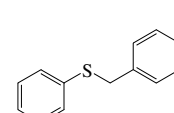
Benzylsulfonic acid



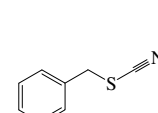
4-[(Benzylsulfonyl)amino]benzoic acid



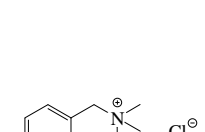
(Benzylsulfonyl)benzene



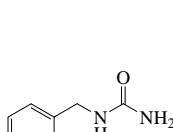
(Benzylthio)benzene



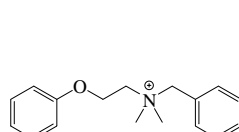
Benzyl thiocyanate



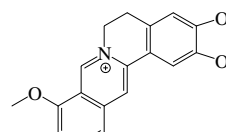
Benzyltrimethylammonium chloride



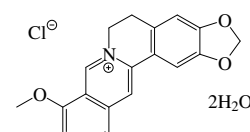
Benzylurea



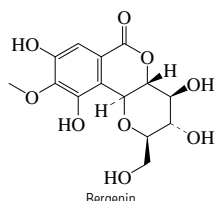
Bephenium chloride



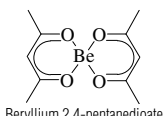
Berberine



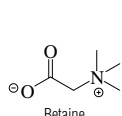
Berberine chloride dihydrate



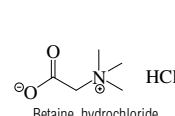
Bergenin



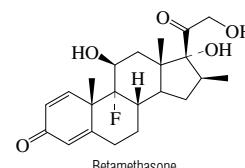
Beryllium 2,4-pentanedioate



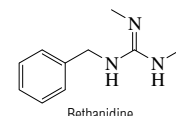
Betaine



Betaine, hydrochloride

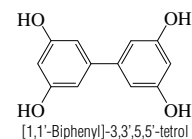
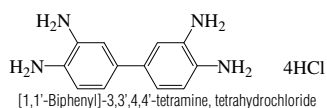
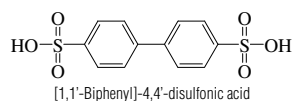
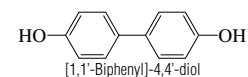
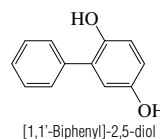
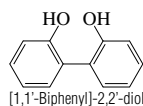
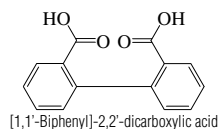
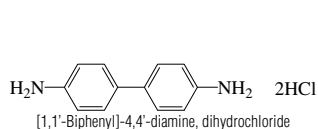
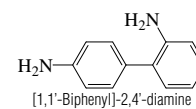
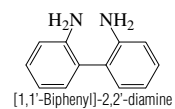
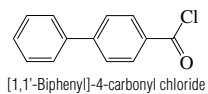
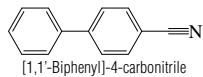
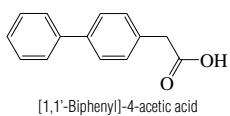
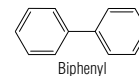
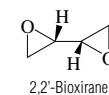
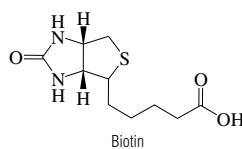
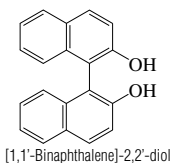
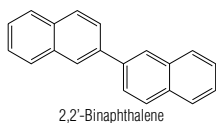
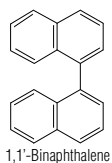
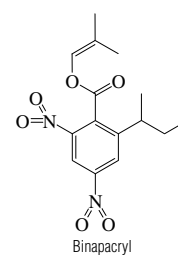
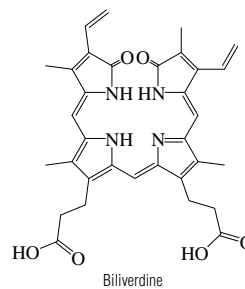
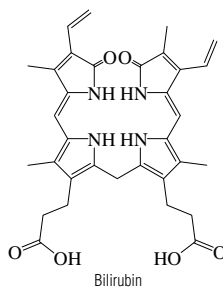
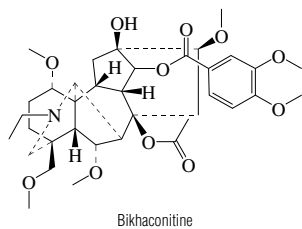
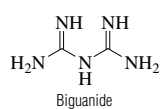
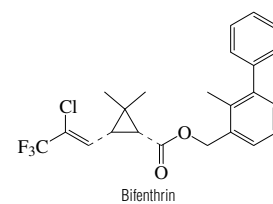
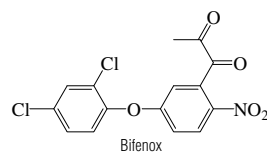
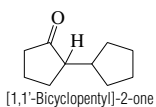
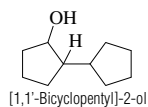
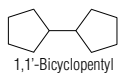
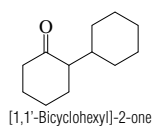
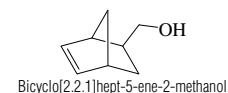
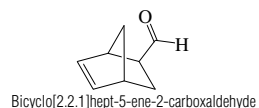
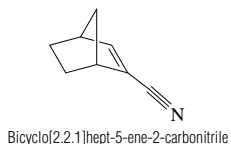
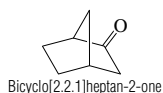
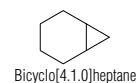
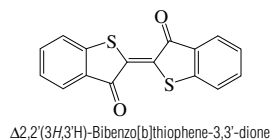
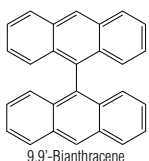
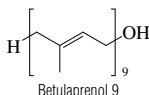
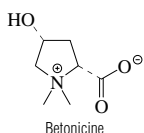


Betamethasone

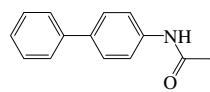


Bethanidine

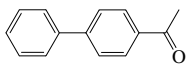
No.	Name	Synonym	Mol. Form.	CAS RN	Mol. Wt.	Physical Form	mp/°C	bp/°C	den/ g cm ⁻³	n _D	Solubility
849	Betonidine		C ₇ H ₁₃ NO ₃	515-25-3	159.183	pr (dil al, +1w)	252 dec				vs EtOH
850	Betulaprenol 9	Nonaisoprenol	C ₄₅ H ₇₄ O	13190-97-1	631.069	oil or cry	41				s chl
851	9,9'-Bianthracene		C ₂₈ H ₁₈	1055-23-8	354.443		321.3				
852	Δ ^{2,2'} (3 <i>H</i> ,3' <i>H</i>)-Bibenzo[b]thiophene-3,3'-dione	Durindone Red	C ₁₆ H ₆ O ₂ S ₂	522-75-8	296.364	br nd (xyl) red mcl nd (bz)	359	sub			i H ₂ O, EtOH; sl chl, CS ₂ ; s bz, xyl
853	Bicyclo[2.2.1]heptane		C ₇ H ₁₂	279-23-2	96.170		87.5	105.3			vs ace, bz, eth, EtOH
854	Bicyclo[4.1.0]heptane	Norcarane	C ₇ H ₁₂	286-08-8	96.170			116.5	0.853 ²⁵	1.4564 ²⁰	
855	Bicyclo[2.2.1]heptan-2-one		C ₇ H ₁₀ O	497-38-1	110.153		89.5	170			
856	Bicyclo[2.2.1]hept-2-ene		C ₇ H ₁₀	498-66-8	94.154		45	96			
857	Bicyclo[2.2.1]hept-5-ene-2-carbonitrile		C ₈ H ₉ N	95-11-4	119.164		13	84 ¹⁰	0.999 ²⁵	1.4885 ²⁰	
858	Bicyclo[2.2.1]hept-5-ene-2-carboxaldehyde		C ₈ H ₁₀ O	5453-80-5	122.164			71 ²⁰	1.018 ²⁵	1.4893 ²⁰	
859	Bicyclo[2.2.1]hept-5-ene-2-methanol		C ₈ H ₁₂ O	95-12-5	124.180			103 ²⁰			
860	[1,1'-Bicyclohexyl]-2-one	2-Cyclohexylcyclohexanone	C ₁₂ H ₂₀ O	90-42-6	180.286	liq	-32	264	0.9696 ²⁵	1.4877 ²⁵	
861	1,1'-Bicyclopentyl		C ₁₀ H ₁₈	1636-39-1	138.250						s ctc, CS ₂
862	[1,1'-Bicyclopentyl]-2-ol	2-Hydroxybicyclopentyl	C ₁₀ H ₁₈ O	4884-25-7	154.249		20	235.5	0.9785 ¹⁵	1.4884 ¹⁷	
863	[1,1'-Bicyclopentyl]-2-one		C ₁₀ H ₁₆ O	4884-24-6	152.233	liq	-13	232.5	0.9745 ²¹	1.4763	
864	Bifenox	Methyl 5-(2,4-dichlorophenoxy)-2-nitrobenzoate	C ₁₄ H ₅ Cl ₂ NO ₅	42576-02-3	342.131		85				
865	Bifenthrin		C ₂₃ H ₂₂ ClF ₃ O ₂	82657-04-3	422.868		69		1.2 ¹²⁵		
866	Biguanide	Imidodicarbonimidic diamide	C ₂ H ₄ N ₅	56-03-1	101.111	pr or nd (al)	136	dec 142			vs H ₂ O; s EtOH; i bz, chl
867	Bikhaconitine	3-Deoxyseudaconitine	C ₃₆ H ₅₁ NO ₁₁	6078-26-8	673.790		164				vs eth, EtOH, chl
868	Bilirubin		C ₃₃ H ₃₆ N ₄ O ₆	635-65-4	584.662	red mcl pr or pl (chl)					i H ₂ O; sl EtOH, eth; s bz, chl
869	Biliverdine	Dehydrobilirubin	C ₃₃ H ₃₄ N ₄ O ₆	114-25-0	582.646	dk grn pl or pr (MeOH)	>300				i H ₂ O; s EtOH, bz; sl eth, chl, CS ₂
870	Binapacryl		C ₁₅ H ₁₈ N ₂ O ₆	485-31-4	322.313		70		1.27 ²⁰		
871	1,1'-Binaphthalene	1,1'-Binaphthyl	C ₂₀ H ₁₄	604-53-5	254.325	(i) pl (HOAc) (ii) orth (peth)	160	>360; 240 ¹²	1.3000 ²⁰		i H ₂ O; sl EtOH; s eth, ace, bz, CS ₂
872	2,2'-Binaphthalene		C ₂₀ H ₁₄	612-78-2	254.325	bl flr pl (al)	187.9	452			i H ₂ O; sl EtOH; s eth, bz, CS ₂
873	[1,1'-Binaphthalene]-2,2'-diol		C ₂₀ H ₁₆ O ₂	602-09-5	286.324	nd (al), cry (w)	220				i H ₂ O; s EtOH, eth, alk; sl chl
874	Biotin	Coenzyme R	C ₁₀ H ₁₆ N ₂ O ₃ S	58-85-5	244.310	nd (w)	232 dec				s H ₂ O, EtOH; sl eth, chl
875	2,2'-Bioxirane	Diepoxybutane	C ₄ H ₆ O ₂	1464-53-5	86.090		2.0	144	1.113 ²⁰	1.435 ²⁰	vs H ₂ O, EtOH
876	Biphenyl	Diphenyl	C ₁₂ H ₁₀	92-52-4	154.207	lf (dil al)	68.93	256.1	1.04 ²⁰	1.588 ⁷⁷	i H ₂ O; s EtOH, eth; vs bz, ctc, MeOH
877	[1,1'-Biphenyl]-4-acetic acid	Felbinac	C ₁₄ H ₁₂ O ₂	5728-52-9	212.244		160.5				
878	[1,1'-Biphenyl]-4-carbonitrile		C ₁₃ H ₉ N	2920-38-9	179.217		88	190 ²⁰			i H ₂ O; vs EtOH, eth
879	[1,1'-Biphenyl]-4-carbonyl chloride		C ₁₃ H ₉ ClO	14002-51-8	216.662		111	160 ²			
880	[1,1'-Biphenyl]-2,2'-diamine		C ₁₂ H ₁₂ N ₂	1454-80-4	184.236	pr or nd (al)	81	162 ⁴	1.3090 ²⁰		s H ₂ O, ace, bz
881	[1,1'-Biphenyl]-2,4'-diamine		C ₁₂ H ₁₂ N ₂	492-17-1	184.236	nd (dil al)	54.5	363			i H ₂ O; s EtOH, eth
882	[1,1'-Biphenyl]-4,4'-diamine, dihydrochloride		C ₁₂ H ₁₄ Cl ₂ N ₂	531-85-1	257.158		>300				
883	[1,1'-Biphenyl]-2,2'-dicarboxylic acid	<i>o,o'</i> -Diphenic acid	C ₁₄ H ₁₀ O ₄	482-05-3	242.227	mcl pr or lf (w) cry (HOAc)	233.5	sub			i H ₂ O; s EtOH, eth
884	[1,1'-Biphenyl]-2,2'-diol		C ₁₂ H ₁₀ O ₂	1806-29-7	186.206		109	320	1.3420 ²⁰		s H ₂ O, EtOH, eth, ace, bz; sl peth, chl
885	[1,1'-Biphenyl]-2,5'-diol		C ₁₂ H ₁₀ O ₂	1079-21-6	186.206	nd (dil al)	97.5				vs EtOH
886	[1,1'-Biphenyl]-4,4'-diol		C ₁₂ H ₁₀ O ₂	92-88-6	186.206		278 dec				sl H ₂ O, bz, DMSO; s EtOH, eth
887	[1,1'-Biphenyl]-4,4'-disulfonic acid		C ₁₂ H ₁₀ O ₆ S ₂	5314-37-4	314.333	pr	72.5	>200			vs H ₂ O
888	[1,1'-Biphenyl]-3,3',4,4'-tetramine, tetrahydrochloride		C ₁₂ H ₁₆ Cl ₄ N ₄	7411-49-6	360.110		245 dec				
889	[1,1'-Biphenyl]-3,3',5,5'-tetrol	Diresorcinol	C ₁₂ H ₁₀ O ₄	531-02-2	218.205	pl or nd (w+2)	310				vs H ₂ O, eth, EtOH



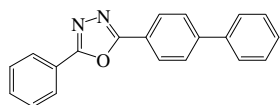
No.	Name	Synonym	Mol. Form.	CAS RN	Mol. Wt.	Physical Form	mp/°C	bp/°C	den/ g cm ⁻³	n _D	Solubility
890	<i>N</i> -[1,1'-Biphenyl]-4-ylacetamide		C ₁₄ H ₁₃ NO	4075-79-0	211.259	cry (dil MeOH)	172.8				i H ₂ O; vs EtOH, ace, MeOH
891	1-[1,1'-Biphenyl]-4-ylethanone		C ₁₄ H ₁₂ O	92-91-1	196.244	pr (ace), cry (al)	121	326	1.2510 ⁹		i H ₂ O; vs EtOH, ace; sl chl
892	2-[1,1'-Biphenyl]-4-yl-5-phenyl-1,3,4-oxadiazole		C ₂₀ H ₁₄ N ₂ O	852-38-0	298.337		168				
893	2,2'-Bipyridine	α,α'-Dipyridyl	C ₁₀ H ₈ N ₂	366-18-7	156.184	pr (peth)	72	273.5			sl H ₂ O; vs EtOH, eth, bz, chl
894	2,3'-Bipyridine	2,3'-Bipyridyl	C ₁₀ H ₈ N ₂	581-50-0	156.184			295.5	1.140 ²⁰	1.6223 ²⁰	i H ₂ O; vs EtOH, eth, bz, chl; sl peth
895	2,4'-Bipyridine	2,4'-Bipyridyl	C ₁₀ H ₈ N ₂	581-47-5	156.184		61.5	281			sl H ₂ O; vs EtOH, eth, chl
896	3,3'-Bipyridine	3,3'-Bipyridyl	C ₁₀ H ₈ N ₂	581-46-4	156.184		68	291.5	1.1614 ²⁰		vs H ₂ O, EtOH; sl eth
897	4,4'-Bipyridine	γ,γ'-Dipyridyl	C ₁₀ H ₈ N ₂	553-26-4	156.184	nd (w+2)	114	305			sl H ₂ O; vs EtOH, bz, chl; s eth
898	2,2'-Biquinoline		C ₁₈ H ₁₂ N ₂	119-91-5	256.301	pl or lf (al)	196				i H ₂ O; vs EtOH; s eth, ace, bz
899	4,4-Bis(acetoacetamido)-3,3'-dimethyl-1,1'-biphenyl	<i>N,N</i> -Bis(acetoacetyl)-3,3'-dimethylbenzidine	C ₂₂ H ₂₄ N ₂ O ₄	91-96-3	380.437		212				sl DMSO
900	Bisacodyl		C ₂₂ H ₁₆ NO ₄	603-50-9	361.391		133.5				
901	Bis(4-amino-3-chlorophenyl)methane	4,4'-Methylene-bis(2-chloroaniline)	C ₁₃ H ₁₂ Cl ₂ N ₂	101-14-4	267.153						s ctc
902	Bis(4-aminocyclohexyl)methane		C ₁₃ H ₂₆ N ₂	1761-71-3	210.358		15	320	0.92 ⁷⁵		
903	Bis(2-aminoethyl)amine	Diethylenetriamine	C ₄ H ₁₃ N ₃	111-40-0	103.166	ye hyg liq	-39	207	0.9569 ²⁰	1.4810 ²⁵	msc H ₂ O, EtOH; i eth; s lig
904	<i>N,N</i> -Bis(2-aminoethyl)-1,2-ethanediamine	Triethylenetetramine	C ₆ H ₁₈ N ₄	112-24-3	146.234		12	266.5		1.4971 ²⁰	s H ₂ O, EtOH, acid
905	Bis(2-aminophenyl)disulfide		C ₁₂ H ₁₂ N ₂ S ₂	1141-88-4	248.366		93				i H ₂ O; vs EtOH, eth
906	Bis(4-aminophenyl)disulfide		C ₁₂ H ₁₂ N ₂ S ₂	722-27-0	248.366		85				s H ₂ O; vs EtOH, eth, chl; sl bz, lig
907	1,2-Bis(4-aminophenyl)ethane		C ₁₄ H ₁₈ N ₂	621-95-4	212.290	pl (w)	137	sub			i H ₂ O; vs EtOH
908	Bis(4-aminophenyl) sulfone	Dapsone	C ₁₂ H ₁₂ N ₂ O ₂ S	80-08-0	248.300	cry (95% al)	175.5				s EtOH; sl DMSO
909	Bis(4-aminophenyl) sulfoxide	4,4'-Sulfinyldianiline	C ₁₂ H ₁₂ N ₂ OS	119-59-5	232.300	pr (w, al)	175 dec				s H ₂ O, EtOH
910	1,4-Bis(3-aminopropoxy)butane	1,4-Butanediol bis(3-aminopropyl) ether	C ₁₀ H ₂₄ N ₂ O ₂	7300-34-7	204.310	liq		135 ³	0.96 ²⁰	1.4619 ²⁰	
911	<i>N,N</i> -Bis(3-aminopropyl)-1,4-butanediamine	Spermine	C ₁₀ H ₂₆ N ₄	71-44-3	202.340		29	150 ⁵			
912	<i>N,N</i> -Bis(3-aminopropyl)-1,4-butanediamine, tetrahydrochloride		C ₁₀ H ₃₀ Cl ₄ N ₄	306-67-2	348.184		301.5				s H ₂ O
913	Bis(2-bromoethyl) ether	Bromex	C ₄ H ₈ Br ₂ O	5414-19-7	231.914			115 ³² , 92 ¹²	1.8452 ²⁰	1.5131 ²⁷	
914	1,2-Bis(bromomethyl)benzene		C ₆ H ₈ Br ₂	91-13-4	263.958	orth (chl)	95	129 ^{4,5}	1.988 ²⁵		i H ₂ O; s EtOH, eth, ctc, chl, peth, lig
915	1,3-Bis(bromomethyl)benzene		C ₆ H ₈ Br ₂	626-15-3	263.958	nd (chl), pr (ace)	77	137 ²⁰	1.959 ²⁵		i H ₂ O; s EtOH, eth, chl, lig
916	1,4-Bis(bromomethyl)benzene		C ₆ H ₈ Br ₂	623-24-5	263.958	mcl pr (al), cry (chl, bz)	144.5	245	2.012 ²⁵		i H ₂ O; vs EtOH, chl; sl eth; s bz
917	2,2-Bis(bromomethyl)-1,3-propanediol	Pentaerythritol dibromide	C ₅ H ₁₀ Br ₂ O ₂	3296-90-0	261.940	nd (bz)	113				
918	1,3-Bis(bromomethyl)tetramethyldisiloxane		C ₆ H ₁₆ Br ₂ OSi ₂	2351-13-5	320.169			233; 103 ¹⁵	1.3918 ²⁵	1.4719 ²⁵	
919	Bis(4-bromophenyl) ether		C ₁₂ H ₈ Br ₂ O	2050-47-7	327.999	lf (al)	60.5	339	1.8 ²⁵		i H ₂ O; s EtOH, bz; vs eth; sl chl
920	Bis(2-(2-butoxyethoxy)ethyl) adipate		C ₂₂ H ₄₂ O ₆	141-17-3	434.563	liq			1.1 ²⁵		
921	1,4-Bis(α-(<i>tert</i> -butyldioxy)isopropyl)benzene		C ₂₀ H ₃₄ O ₄	2781-00-2	338.482	cry	79				
922	Bis(3- <i>tert</i> -butyl-5-ethyl-2-hydroxyphenyl)methane		C ₂₅ H ₃₆ O ₂	88-24-4	368.553	cry	123				
923	Bis(4-chlorobenzoyl) peroxide		C ₁₄ H ₈ Cl ₂ O ₄	94-17-7	311.118	pr cry (bz)	141				
924	1,2-Bis(2-chloroethoxy)ethane		C ₆ H ₁₂ Cl ₂ O ₂	112-26-5	187.064			232	1.195 ²⁰	1.4592 ²⁵	s ctc
925	Bis(2-chloroethoxy)methane		C ₆ H ₁₀ Cl ₂ O ₂	111-91-1	173.037			215.0			
926	<i>N,N</i> -Bis(2-chloroethyl)aniline	Aniline mustard	C ₁₀ H ₁₃ Cl ₂ N	553-27-5	218.123	pr	45	164 ¹⁴			sl eth; s EtOH, MeOH
927	Bis(2-chloroethyl) carbonate		C ₆ H ₈ Cl ₂ O ₃	623-97-2	187.021		8	241	1.3506 ²⁰	1.461 ²⁰	i H ₂ O
928	Bis(2-chloroethyl) 2-chloroethylphosphonate		C ₆ H ₁₂ Cl ₃ O ₃ P	6294-34-4	269.490			170.2 ⁵		1.488 ²⁵	



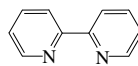
N-[1,1'-Biphenyl]-4-ylacetamide



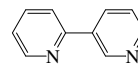
1-[1,1'-Biphenyl]-4-ylethanone



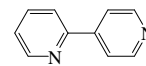
2-[1,1'-Biphenyl]-4-yl-5-phenyl-1,3,4-oxadiazole



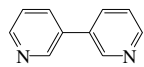
2,2'-Bipyridine



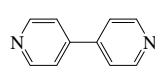
2,3'-Bipyridine



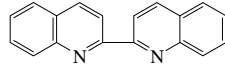
2,4'-Bipyridine



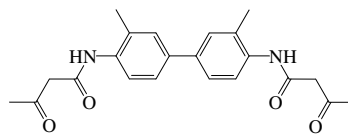
3,3'-Bipyridine



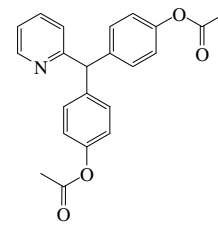
4,4'-Bipyridine



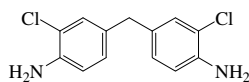
2,2'-Biquinoline



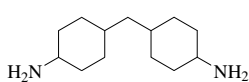
4,4'-Bis(acetoacetamido)-3,3'-dimethyl-1,1'-biphenyl



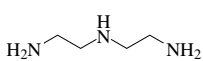
Bisacodyl



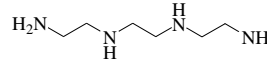
Bis(4-amino-3-chlorophenyl)methane



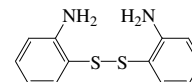
Bis(4-aminocyclohexyl)methane



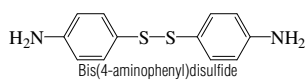
Bis(2-aminoethyl)amine



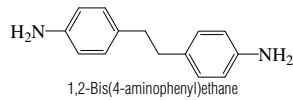
N,N'-Bis(2-aminoethyl)-1,2-ethanediamine



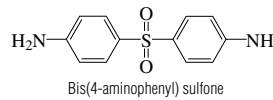
Bis(2-aminophenyl)disulfide



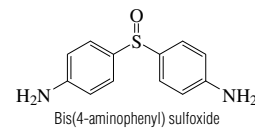
Bis(4-aminophenyl)disulfide



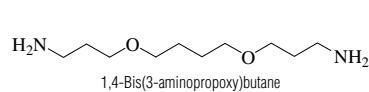
1,2-Bis(4-aminophenyl)ethane



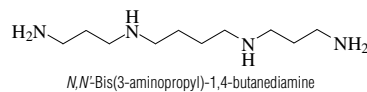
Bis(4-aminophenyl) sulfone



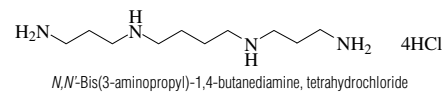
Bis(4-aminophenyl) sulfoxide



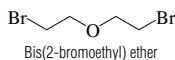
1,4-Bis(3-aminopropoxy)butane



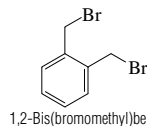
N,N'-Bis(3-aminopropyl)-1,4-butanediamine



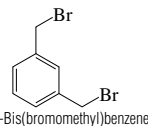
N,N'-Bis(3-aminopropyl)-1,4-butanediamine, tetrahydrochloride



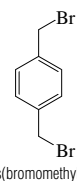
Bis(2-bromoethyl) ether



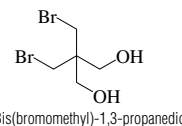
1,2-Bis(bromomethyl)benzene



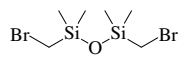
1,3-Bis(bromomethyl)benzene



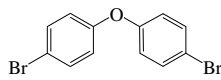
1,4-Bis(bromomethyl)benzene



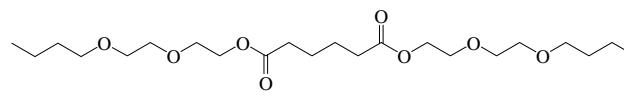
2,2-Bis(bromomethyl)-1,3-propanediol



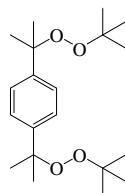
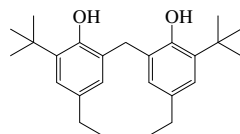
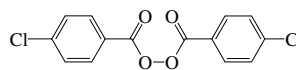
1,3-Bis(bromomethyl)tetramethyldisiloxane



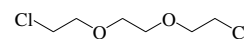
Bis(4-bromophenyl) ether



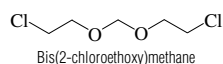
Bis(2-(2-butoxyethoxy)ethyl) adipate

1,4-Bis(α -*tert*-butyl)diisopropylbenzeneBis(3-*tert*-butyl-5-ethyl-2-hydroxyphenyl)methane

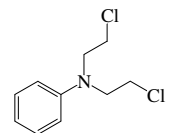
Bis(4-chlorobenzoyl) peroxide



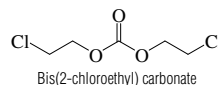
1,2-Bis(2-chloroethoxy)ethane



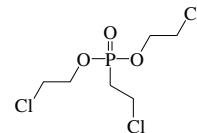
Bis(2-chloroethoxy)methane



N,N'-Bis(2-chloroethyl)aniline

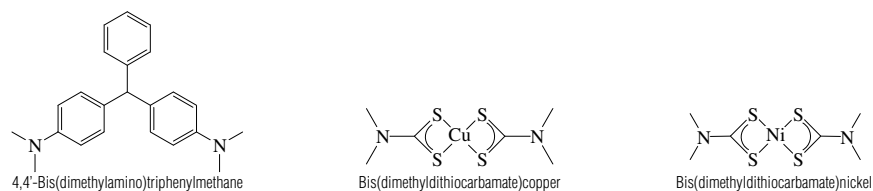
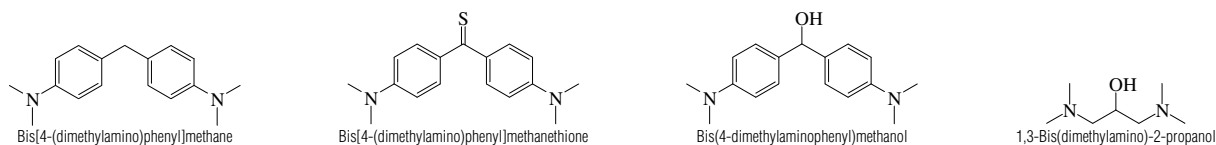
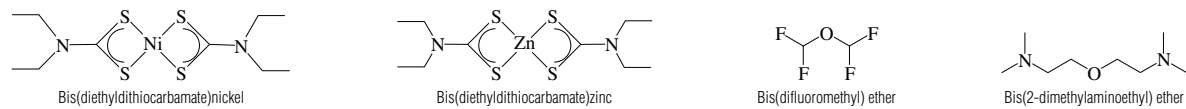
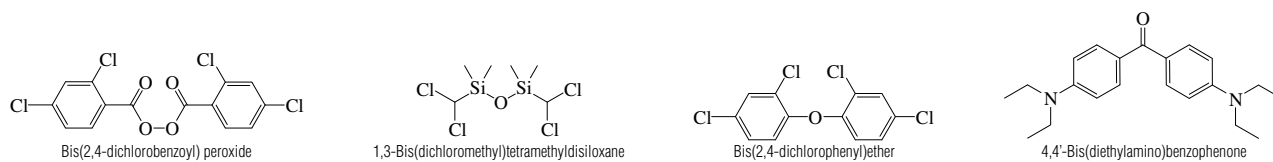
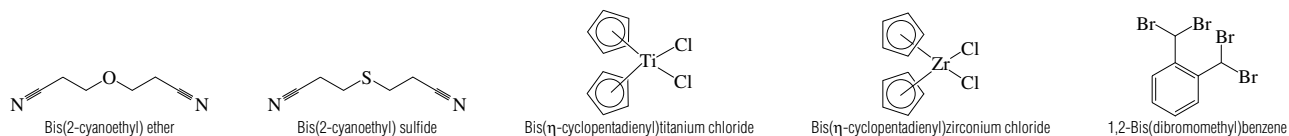
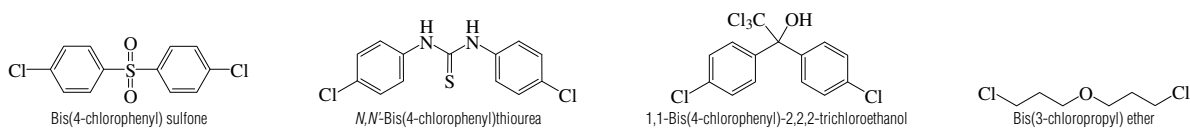
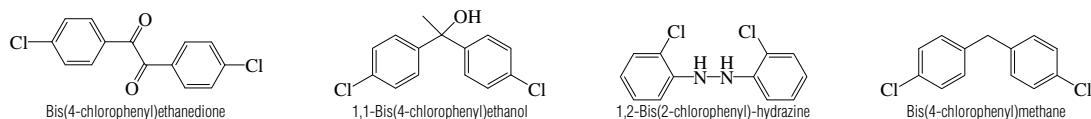
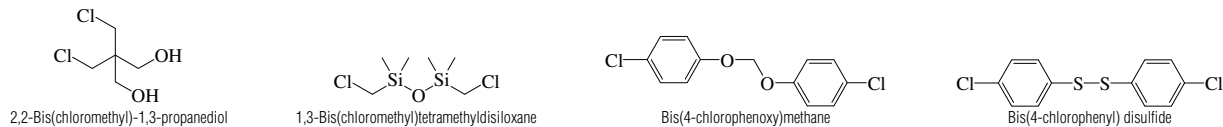
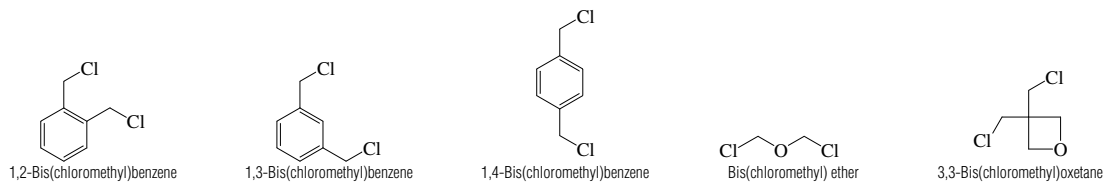
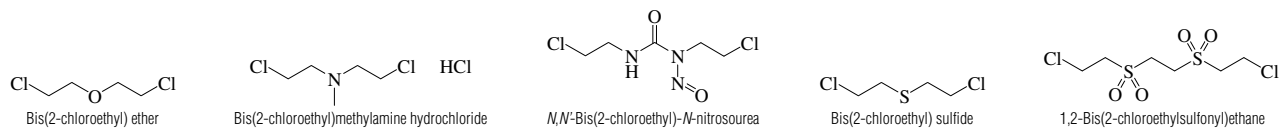


Bis(2-chloroethyl) carbonate

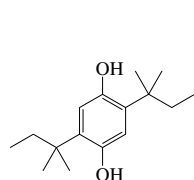


Bis(2-chloroethyl) 2-chloroethylphosphonate

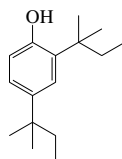
No.	Name	Synonym	Mol. Form.	CAS RN	Mol. Wt.	Physical Form	mp/°C	bp/°C	den/ g cm ⁻³	n _D	Solubility
929	Bis(2-chloroethyl) ether	Dichloroethyl ether	C ₄ H ₈ Cl ₂ O	111-44-4	143.012	liq	-51.9	178.5	1.22 ²⁰	1.451 ²⁰	i H ₂ O; s EtOH, eth, ace; msc bz
930	Bis(2-chloroethyl)methylamine hydrochloride	Nitrogen mustard hydrochloride	C ₆ H ₁₂ Cl ₃ N	55-86-7	192.515	hyg nd	111.5				
931	<i>N,N'</i> -Bis(2-chloroethyl)- <i>N</i> -nitrosourea	Carmustine	C ₆ H ₈ Cl ₂ N ₃ O ₂	154-93-8	214.049	lt ye pow	31				vs H ₂ O, EtOH
932	Bis(2-chloroethyl) sulfide	Mustard gas	C ₄ H ₈ Cl ₂ S	505-60-2	159.078		13.5	216	1.2741 ²⁰	1.5313 ²⁰	
933	1,2-Bis(2-chloroethylsulfonyl) ethane		C ₆ H ₁₂ Cl ₂ O ₄ S ₂	3944-87-4	283.193	cry (MeOH/HOAc)	205				
934	1,2-Bis(chloromethyl)benzene		C ₈ H ₈ Cl ₂	612-12-4	175.056	mcl (lig)	55	239.5	1.393 ²⁵		i H ₂ O; vs EtOH, eth, chl; s ctc
935	1,3-Bis(chloromethyl)benzene		C ₈ H ₈ Cl ₂	626-16-4	175.056	cry	34.2	251.5	1.302 ²⁰		i H ₂ O; vs EtOH, eth; sl chl
936	1,4-Bis(chloromethyl)benzene		C ₈ H ₈ Cl ₂	623-25-6	175.056	pl (al)	100	dec 245; 135 ¹⁶	1.417 ²⁵		i H ₂ O; vs EtOH, eth, ace, chl; sl HOAc
937	Bis(chloromethyl) ether		C ₂ H ₄ Cl ₂ O	542-88-1	114.958	liq	-41.5	106	1.323 ¹⁵	1.435 ²¹	msc EtOH, eth
938	3,3-Bis(chloromethyl)oxetane		C ₆ H ₈ Cl ₂ O	78-71-7	155.022	liq	18.7	101 ²⁷	1.295 ²⁵		
939	2,2-Bis(chloromethyl)-1,3-propanediol	Pentaerythritol dichlorohydrin	C ₆ H ₁₀ Cl ₂ O ₂	2209-86-1	173.037	cry	83	159 ¹²			
940	1,3-Bis(chloromethyl) tetramethyldisiloxane		C ₆ H ₁₆ Cl ₂ OSi ₂	2362-10-9	231.267	liq	-90	204; 92 ²¹	1.045 ²⁰	1.4398 ²⁰	
941	Bis(4-chlorophenoxy)methane	Di(4-chlorophenoxy)methane	C ₁₃ H ₁₀ Cl ₂ O ₂	555-89-5	269.123	cry (peth)	70.5	191 ⁶			vs ace, bz
942	Bis(4-chlorophenyl) disulfide		C ₁₂ H ₈ Cl ₂ S ₂	1142-19-4	287.228		72.8				s chl
943	Bis(4-chlorophenyl)ethanedione		C ₁₄ H ₈ Cl ₂ O ₂	3457-46-3	279.119		197.8				
944	1,1-Bis(4-chlorophenyl)ethanol		C ₁₄ H ₁₂ Cl ₂ O	80-06-8	267.150		70				i H ₂ O, EtOH; s eth, bz
945	1,2-Bis(2-chlorophenyl)-hydrazine	2,2-Dichlorohydrazobenzene	C ₁₂ H ₁₀ Cl ₂ N ₂	782-74-1	253.126		87				
946	Bis(4-chlorophenyl)methane		C ₁₃ H ₁₀ Cl ₂	101-76-8	237.124		55.5	188 ¹⁸	1.365 ¹⁷		s EtOH
947	Bis(4-chlorophenyl) sulfone		C ₁₂ H ₈ Cl ₂ O ₂ S	80-07-9	287.162		147.9	250 ¹⁰			sl H ₂ O; s EtOH, chl
948	<i>N,N'</i> -Bis(4-chlorophenyl)thiourea	Di(<i>p</i> -chlorophenyl)thiourea	C ₁₃ H ₁₀ Cl ₂ N ₂ S	1220-00-4	297.202	nd	176				
949	1,1-Bis(4-chlorophenyl)-2,2,2-trichloroethanol		C ₁₄ H ₈ Cl ₅ O	115-32-2	370.485	cry (petr)	77.5	180 ^{0.1}			i H ₂ O, os
950	Bis(3-chloropropyl) ether	3-Chloropropyl ether	C ₆ H ₁₂ Cl ₂ O	629-36-7	171.064			216; 90.5 ¹¹	1.136 ²⁰	1.4158 ²⁰	s EtOH, eth
951	Bis(2-cyanoethyl) ether		C ₆ H ₈ N ₂ O	1656-48-0	124.140			161 ⁵ , 111 ^{0.5}	1.0504 ²⁰	1.4405 ²⁰	
952	Bis(2-cyanoethyl) sulfide		C ₆ H ₈ N ₂ S	111-97-7	140.206			163 ^{1.5}		1.5047 ²⁰	
953	Bis(η-cyclopentadienyl)titanium chloride		C ₁₀ H ₁₀ Cl ₂ Ti	1271-19-8	248.959	red cry	289	258 ¹⁰	1.60		sl H ₂ O, bz; s chl, EtOH, tol
954	Bis(η-cyclopentadienyl)zirconium chloride		C ₁₀ H ₁₀ Cl ₂ Zr	1291-32-3	292.316			180 ^{0.5}			
955	1,2-Bis(dibromomethyl)benzene		C ₈ H ₈ Br ₄	13209-15-9	421.750	mcl	116.5				sl H ₂ O; vs chl; i lig
956	Bis(2,4-dichlorobenzoyl) peroxide		C ₁₄ H ₆ Cl ₄ O ₄	133-14-2	380.008		106				
957	1,3-Bis(dichloromethyl) tetramethyldisiloxane		C ₆ H ₁₄ Cl ₂ OSi ₂	2943-70-6	300.157			149 ⁵⁰ , 117 ¹¹	1.2213 ²⁰	1.4660 ²⁰	
958	Bis(2,4-dichlorophenyl)ether	2,2',4,4'-Tetrachlorodiphenyl ether	C ₁₂ H ₆ Cl ₄ O	28076-73-5	307.987	cry (eth)	71				
959	4,4'-Bis(diethylamino) benzophenone	Michler's ethyl ketone	C ₂₁ H ₂₈ N ₂ O	90-93-7	324.459	lf (al)	95.3				
960	Bis(diethyldithiocarbamate)nickel		C ₁₀ H ₂₀ N ₂ NiS ₄	14267-17-5	355.232			202 ^{0.02}			
961	Bis(diethyldithiocarbamate)zinc		C ₁₀ H ₂₀ N ₂ S ₄ Zn	14324-55-1	361.948			178 ^{0.05}			
962	Bis(difluoromethyl) ether	Difluoromethyl ether	C ₂ H ₂ F ₄ O	1691-17-4	118.030	col gas		2	1.43 ²⁰		
963	Bis(2-dimethylaminoethyl) ether	2,2'-Oxybis[<i>N,N</i> -dimethylethanamine]	C ₈ H ₂₀ N ₂ O	3033-62-3	160.257	liq		80 ¹⁵			
964	Bis[4-(dimethylamino)phenyl] methane	Michler's Base	C ₁₇ H ₂₂ N ₂	101-61-1	254.370	pl or tab (al, lig)	91.5	dec 390; 183 ³			i H ₂ O; sl EtOH; vs eth, bz; s acid
965	Bis[4-(dimethylamino)phenyl] methanethione	4,4'-Bis(dimethylamino) thiobenzophenone	C ₁₇ H ₂₀ N ₂ S	1226-46-6	284.419	pl	204				i H ₂ O, EtOH, lig; sl eth; s bz, chl, HOAc
966	Bis(4-dimethylaminophenyl) methanol	4,4'-Bis(dimethylamino) benzhydrol	C ₁₇ H ₂₂ N ₂ O	119-58-4	270.369		102.0				i H ₂ O; vs EtOH; s eth, bz, HOAc
967	1,3-Bis(dimethylamino)-2-propanol		C ₇ H ₁₈ N ₂ O	5966-51-8	146.230			181.5	0.8788 ²⁰	1.4418 ²⁰	vs H ₂ O
968	4,4'-Bis(dimethylamino) triphenylmethane		C ₂₃ H ₂₈ N ₂	129-73-7	330.465	nd or lf (al, bz)	102				vs bz, eth
969	Bis(dimethyldithiocarbamate) copper		C ₆ H ₁₂ CuN ₂ S ₄	137-29-1	303.978			206 ^{0.01}			
970	Bis(dimethyldithiocarbamate) nickel		C ₆ H ₁₂ N ₂ NiS ₄	15521-65-0	299.125			208 ^{0.002}			



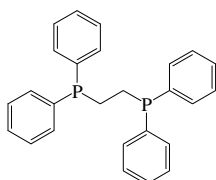
No.	Name	Synonym	Mol. Form.	CAS RN	Mol. Wt.	Physical Form	mp/°C	bp/°C	den/ g cm ⁻³	n _D	Solubility
971	2,5-Bis(1,1-dimethylpropyl)-1,4-benzenediol	2,5-Di- <i>tert</i> -pentyhydroquinone	C ₁₆ H ₂₆ O ₂	79-74-3	250.376		180				
972	2,4-Bis(1,1-dimethylpropyl)phenol		C ₁₆ H ₂₆ O	120-95-6	234.376		26.0	169 ²²			
973	1,2-Bis(diphenylphosphino)ethane	Diphos	C ₂₆ H ₂₄ P ₂	1663-45-2	398.417		143.5				
974	1,3-Bis(2,3-epoxypropoxy)benzene	Diglycidyl resorcinol ether	C ₁₂ H ₁₄ O ₄	101-90-6	222.237		42.5	147 ^{0.4}	1.2183 ³⁰	1.5408 ²⁰	
975	Bis(2-ethoxyethyl) phthalate		C ₁₆ H ₂₂ O ₆	605-54-9	310.342		34	345	1.1229 ²¹		
976	Bis(ethoxymethyl) ether		C ₆ H ₁₄ O ₃	5648-29-3	134.173			140.6			
977	<i>N,N</i> -Bis(4-ethoxyphenyl)ethanimidamide monohydrochloride	Phenacaine hydrochloride	C ₁₈ H ₂₃ ClN ₂ O ₂	620-99-5	334.841	cry (w+1)	191				vs H ₂ O, EtOH, chl
978	Bis(ethylenediamine)copper dichloride	Cupriethylenediamine dichloride	C ₄ H ₁₆ Cl ₂ CuN ₄	15243-01-3	254.649	dk bl cry					s EtOH
979	Bis(2-ethylhexyl) adipate		C ₂₂ H ₄₂ O ₄	103-23-1	370.566		-67.8	214 ⁵	0.922 ²⁵	1.4474 ²⁰	vs ace, eth, EtOH
980	Bis(2-ethylhexyl)amine		C ₁₆ H ₃₅ N	106-20-7	241.456			161 ²¹			
981	Bis(2-ethylhexyl) azelate		C ₂₅ H ₄₆ O ₄	103-24-2	412.647		-78	237 ⁵	0.915 ²⁵	1.446 ²⁵	i H ₂ O; s EtOH, ace, bz, sl ctc
982	Bis(2-ethylhexyl) ether	2,2'-Diethyldihexyl ether	C ₁₆ H ₃₄ O	10143-60-9	242.440			269; 144 ¹³		1.4325 ²⁰	sl ctc
983	Bis(2-ethylhexyl) phosphate		C ₁₆ H ₃₅ O ₄ P	298-07-7	322.420	visc liq		155 ^{0.015}	0.975 ²⁵		sl H ₂ O; s bz, hx
984	Bis(2-ethylhexyl) phosphonate	Bis(2-ethylhexyl) phosphite	C ₁₆ H ₃₅ O ₃ P	3658-48-8	306.421	liq		150 ¹	0.93 ²⁵	1.4420 ²⁰	
985	Bis(2-ethylhexyl) phosphorodithioate		C ₁₆ H ₃₅ O ₂ PS ₂	5810-88-8	354.552	cry					s bz, hp, chl
986	Bis(2-ethylhexyl) phthalate	Di- <i>sec</i> -octyl phthalate	C ₂₄ H ₃₈ O ₄	117-81-7	390.557	liq	-55	384	0.981 ²⁵	1.4853 ²⁰	sl ctc
987	Bis(2-ethylhexyl) sebacate		C ₂₆ H ₅₀ O ₄	122-62-3	426.673		-48	256 ⁵	0.912 ²⁵	1.451 ²⁵	vs ace, bz, EtOH
988	Bis(2-ethylhexyl) sodium sulfosuccinate	Docusate sodium	C ₂₀ H ₃₇ NaO ₇ S	577-11-7	444.559	waxy solid					s peth, ctc, eth, ace
989	Bis(2-ethylhexyl) terephthalate		C ₂₄ H ₃₈ O ₄	6422-86-2	390.557			383			
990	2,2-Bis(ethylsulfonyl)butane	Sulfonethylmethane	C ₈ H ₁₈ O ₄ S ₂	76-20-0	242.357	pl (w)	76	dec	1.199 ⁸⁵		s chl
991	Bis[4-(hexyloxy)phenyl]diazene, 1-oxide		C ₂₄ H ₃₆ N ₂ O ₃	2587-42-0	398.538						s chl
992	<i>N,N</i> -Bis(2-hydroxybenzylidene)-1,2-ethylenediamine	Disalicylidene-1,2-ethylenediamine	C ₁₆ H ₁₆ N ₂ O ₂	94-93-9	268.310		125.5				sl EtOH, eth; s bz, chl
993	Bis(2-hydroxy-3- <i>tert</i> -butyl-5-methylphenyl)methane		C ₂₃ H ₃₂ O ₂	119-47-1	340.499	nd (peth)	131				
994	Bis(2-hydroxy-5-chlorophenyl) sulfide	Fenticlor	C ₁₂ H ₆ Cl ₂ O ₂ S	97-24-5	287.162		174				i H ₂ O; s EtOH, eth, gl HOAc
995	2-[Bis(2-hydroxyethyl)amino] ethanol hydrochloride	Triethanolamine hydrochloride	C ₈ H ₁₆ ClNO ₃	637-39-8	185.649	cry (al)	179.5				vs H ₂ O
996	<i>N,N</i> -Bis(2-hydroxyethyl) butylamine	Butylbis(2-hydroxyethyl)amine	C ₈ H ₁₉ NO ₂	102-79-4	161.243			275; 80 ³⁵	0.9681 ²⁰	1.4625 ²⁰	s chl
997	Bis(2-hydroxyethyl) disulfide		C ₄ H ₁₀ O ₂ S ₂	1892-29-1	154.251		26	160 ^{3.5}			
998	<i>N,N</i> -Bis(2-hydroxyethyl) dodecanamide		C ₁₆ H ₃₃ NO ₃	120-40-1	287.438	waxy solid	38.7				
999	<i>N,N</i> -Bis(2-hydroxyethyl) ethylamine	<i>N</i> -Ethyl-diethanolamine	C ₆ H ₁₅ NO ₂	139-87-7	133.189	ye liq	-50	247	1.0135 ²⁰	1.4663 ²⁰	vs H ₂ O, EtOH; sl eth
1000	<i>N,N</i> -Bis(2-hydroxyethyl) ethylenediamine		C ₆ H ₁₆ N ₂ O ₂	4439-20-7	148.203		97.5	136 ¹			s H ₂ O
1001	<i>N,N</i> -Bis(2-hydroxyethyl)glycine	Bicine	C ₆ H ₁₃ NO ₄	150-25-4	163.172	nd (al)	194 dec				vs H ₂ O; i EtOH
1002	Bis(2-hydroxyethyl)methylamine	Methyldiethanolamine	C ₆ H ₁₃ NO ₂	105-59-9	119.163	liq	-21	247	1.043 ²⁵	1.4685 ²⁰	vs H ₂ O
1003	<i>N,N</i> -Bis(2-hydroxyethyl)-3-methylaniline	Diethanol- <i>m</i> -toluidine	C ₁₁ H ₁₇ NO ₂	91-99-6	195.259		64.5	160 ¹			sl chl
1004	<i>N,N</i> -Bis(2-hydroxyethyl)-1,3-propanediamine	3-(Aminopropyl)diethanolamine	C ₇ H ₁₈ N ₂ O ₂	4985-85-7	162.230			160 ¹			
1005	Bis(2-hydroxyethyl) sulfide	2,2'-Thiodiethanol	C ₄ H ₁₀ O ₂ S	111-48-8	122.186	liq	-10.2	282	1.1793 ²⁵	1.5211 ²⁰	msc H ₂ O, EtOH, chl, AcOEt; s eth; sl bz
1006	Bis(2-hydroxyethyl) terephthalate	Bis(2-hydroxyethyl) 1,4-benzenedicarboxylate	C ₁₂ H ₁₄ O ₆	959-26-2	254.235	cry (w)	109.5				
1007	1,2-Bis(2-hydroxyethylthio)ethane		C ₆ H ₁₄ O ₂ S ₂	5244-34-8	182.304		64.8	170 ^{0.5}			s H ₂ O, EtOH, bz, peth
1008	Bis(2-hydroxy-4-methoxyphenyl) methanone	2,2'-Dihydroxy-4,4'-dimethoxybenzophenone	C ₁₅ H ₁₄ O ₅	131-54-4	274.269		139.5				
1009	1,3-Bis(hydroxymethyl)-2-imidazolidone	1,3-Dimethylolthyleneurea	C ₅ H ₁₀ N ₂ O ₃	136-84-5	146.144	cry (MeOH)	101				
1010	2,2-Bis(4-hydroxy-3-methylphenyl)propane	Bisphenol C	C ₁₇ H ₂₀ O ₂	79-97-0	256.340	nd (xyl)	140				
1011	2,2-Bis(hydroxymethyl)-1,3-propanediol, tetra(2-propenyl) ester	Pentaerythritol tetraacrylate	C ₁₇ H ₂₀ O ₈	4986-89-4	352.336		17.3		1.185 ²⁵		
1012	2,2-Bis(hydroxymethyl)-1,3-propanediol, tri(2-propenyl) ester	Pentaerythritol triacrylate	C ₁₄ H ₁₆ O ₇	3524-68-3	298.289				1.180 ²⁰		



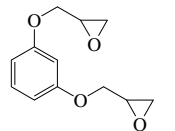
2,5-Bis(1,1-dimethylpropyl)-1,4-benzenediol



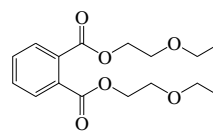
2,4-Bis(1,1-dimethylpropyl)phenol




1,2-Bis(diphenylphosphino)ethane



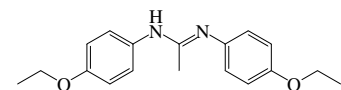
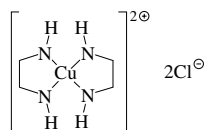
1,3-Bis(2,3-epoxypropoxy)benzene



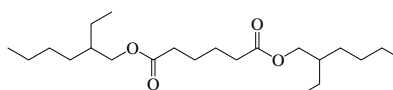
Bis(2-ethoxyethyl) phthalate



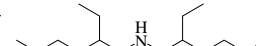
Bis(ethoxymethyl) ether

*N,N'*-Bis(4-ethoxyphenyl)ethanimidamide monohydrochloride

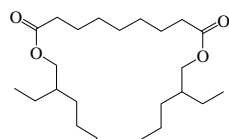
Bis(ethylenediamine)copper dichloride



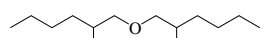
Bis(2-ethylhexyl) adipate



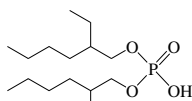
Bis(2-ethylhexyl)amine



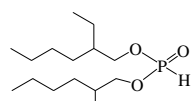
Bis(2-ethylhexyl) azelate



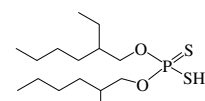
Bis(2-ethylhexyl) ether



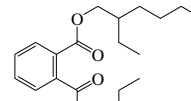
Bis(2-ethylhexyl) phosphate



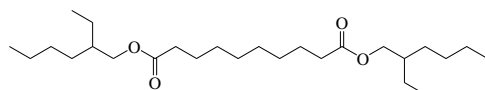
Bis(2-ethylhexyl) phosphonate



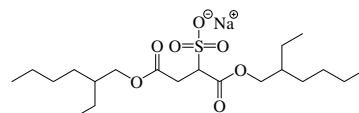
Bis(2-ethylhexyl) phosphorodithioate



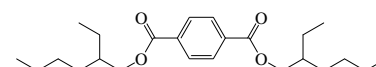
Bis(2-ethylhexyl) phthalate



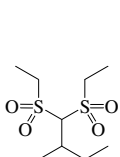
Bis(2-ethylhexyl) sebacate



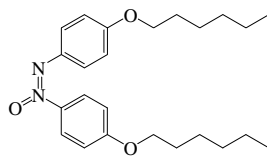
Bis(2-ethylhexyl) sodium sulfosuccinate



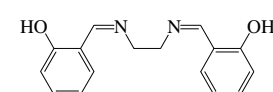
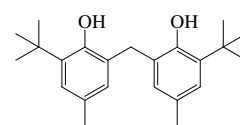
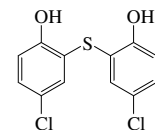
Bis(2-ethylhexyl) terephthalate



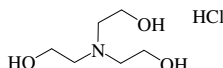
2,2-Bis(ethylsulfonyl)butane



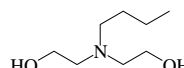
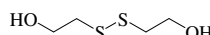
Bis[4-(hexyloxy)phenyl]diazene, 1-oxide

*N,N'*-Bis(2-hydroxybenzylidene)-1,2-ethylenediamineBis(2-hydroxy-3-*tert*-butyl-5-methylphenyl)methane

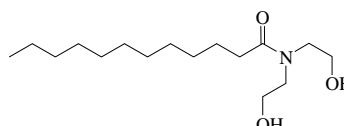
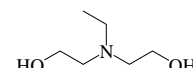
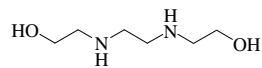
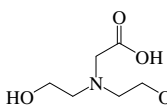
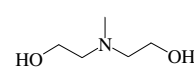
Bis(2-hydroxy-5-chlorophenyl) sulfide



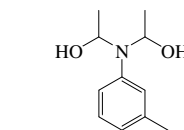
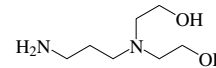
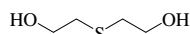
2-[Bis(2-hydroxyethyl)amino]ethanol hydrochloride

*N,N*-Bis(2-hydroxyethyl)butylamine

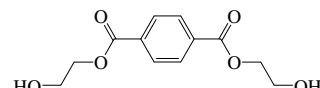
Bis(2-hydroxyethyl) disulfide

*N,N*-Bis(2-hydroxyethyl)dodecanamide*N,N*-Bis(2-hydroxyethyl)ethylamine*N,N'*-Bis(2-hydroxyethyl)ethylenediamine*N,N*-Bis(2-hydroxyethyl)glycine

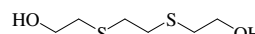
Bis(2-hydroxyethyl)methylamine

*N,N*-Bis(2-hydroxyethyl)-3-methylaniline*N,N*-Bis(2-hydroxyethyl)-1,3-propanediamine

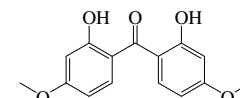
Bis(2-hydroxyethyl) sulfide



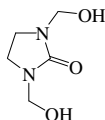
Bis(2-hydroxyethyl) terephthalate



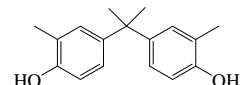
1,2-Bis(2-hydroxyethylthio)ethane



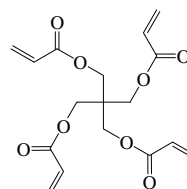
Bis(2-hydroxy-4-methoxyphenyl)methanone



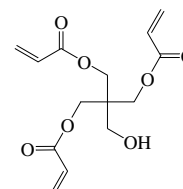
1,3-Bis(hydroxymethyl)-2-imidazolidone



2,2-Bis(4-hydroxy-3-methylphenyl)propane

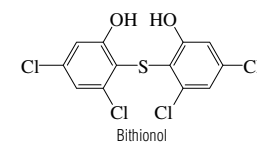
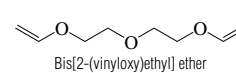
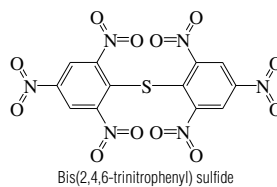
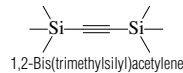
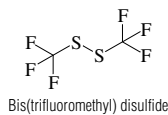
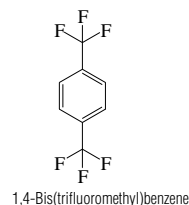
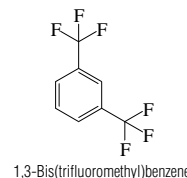
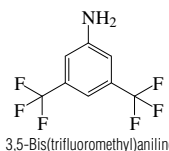
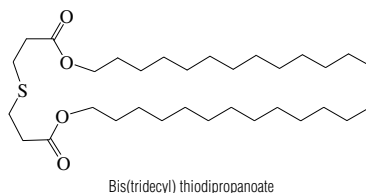
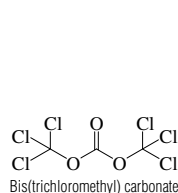
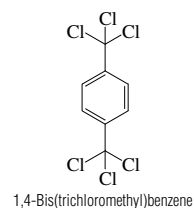
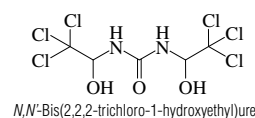
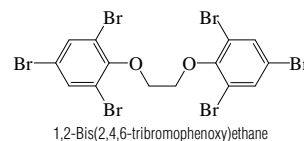
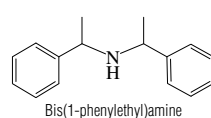
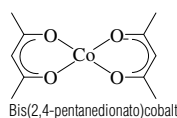
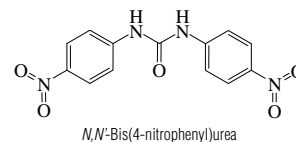
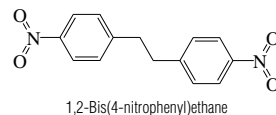
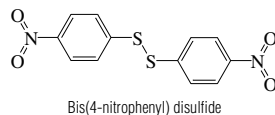
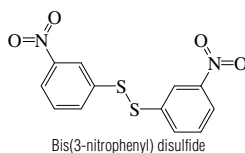
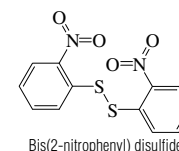
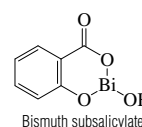
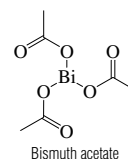
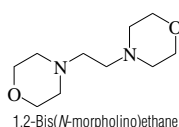
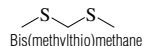
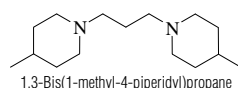
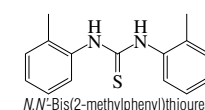
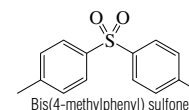
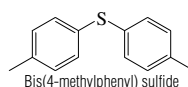
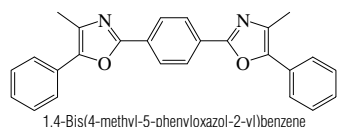
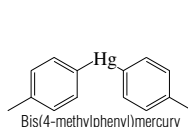
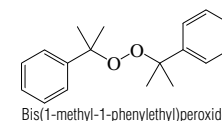
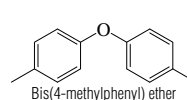
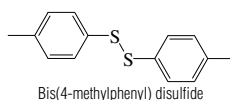
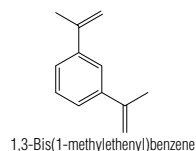
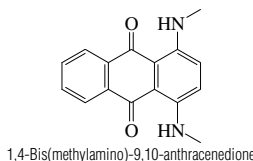
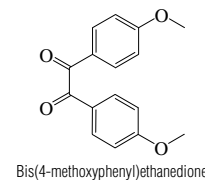
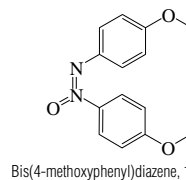
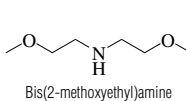
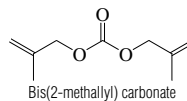
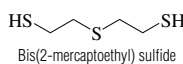
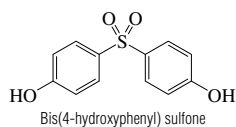
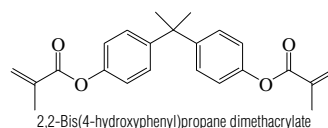
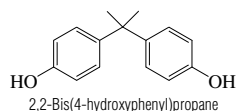
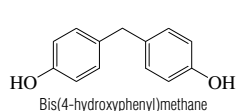
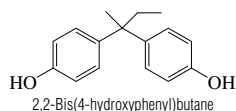


2,2-Bis(hydroxymethyl)-1,3-propanediol, tetra(2-propenyl) ester

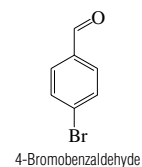
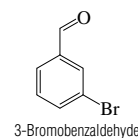
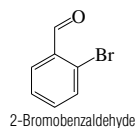
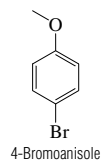
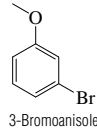
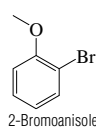
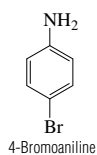
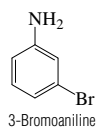
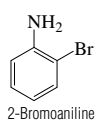
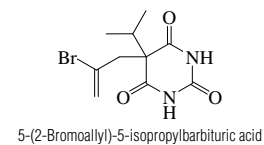
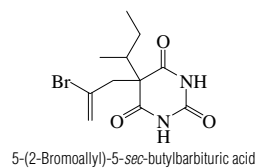
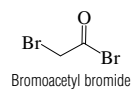
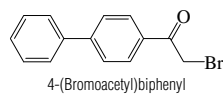
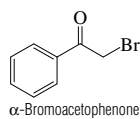
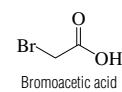
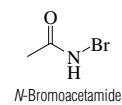
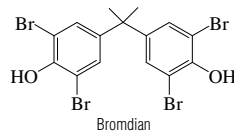
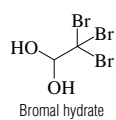
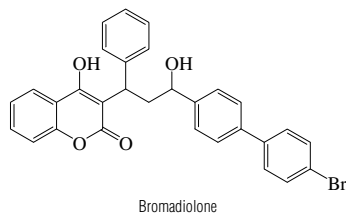
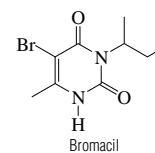
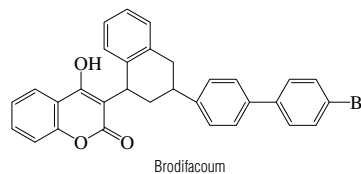
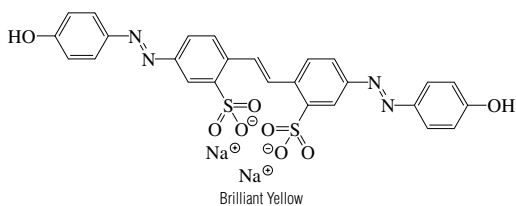
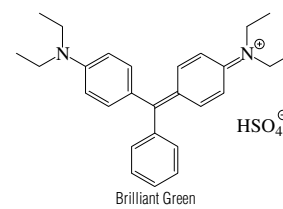
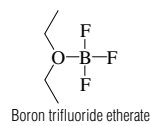
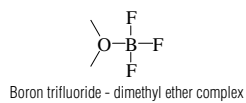
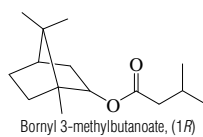
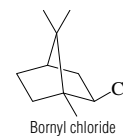
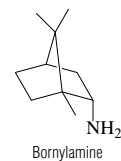
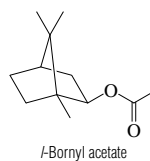
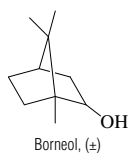
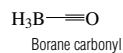
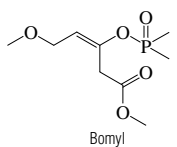
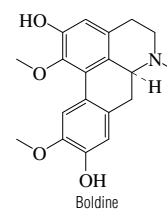
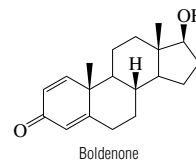
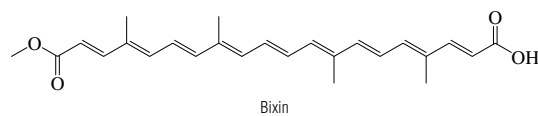
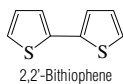


2,2-Bis(hydroxymethyl)-1,3-propanediol, tri(2-propenyl) ester

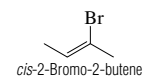
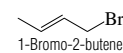
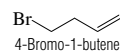
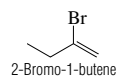
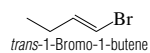
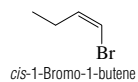
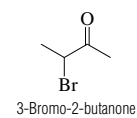
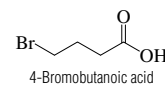
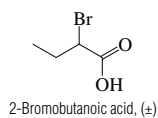
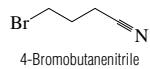
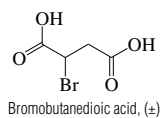
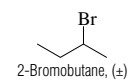
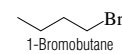
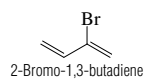
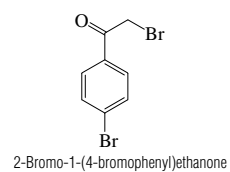
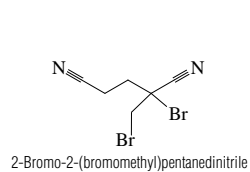
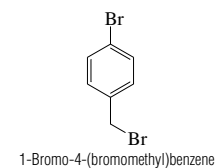
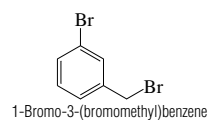
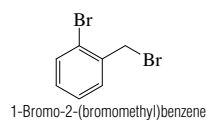
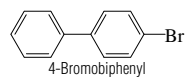
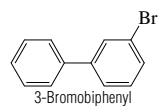
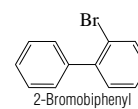
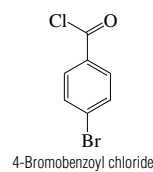
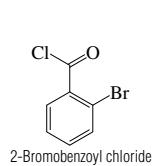
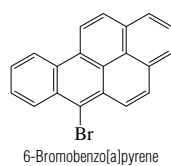
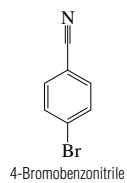
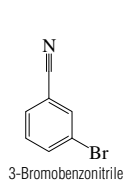
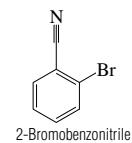
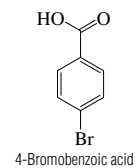
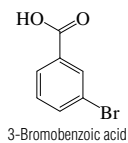
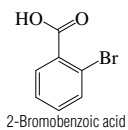
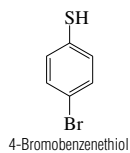
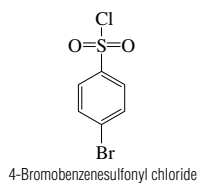
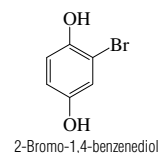
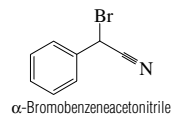
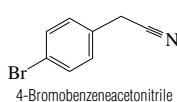
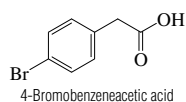
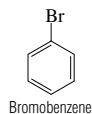
No.	Name	Synonym	Mol. Form.	CAS RN	Mol. Wt.	Physical Form	mp/°C	bp/°C	den/ g cm ⁻³	n _D	Solubility
1013	2,2-Bis(4-hydroxyphenyl)butane	Bisphenol B	C ₁₆ H ₁₈ O ₂	77-40-7	242.313		120.5				vs ace, MeOH
1014	Bis(4-hydroxyphenyl)methane	Bisphenol AD	C ₁₃ H ₁₂ O ₂	620-92-8	200.233		162.5	sub			s EtOH, eth, chl, alk; sl DMSO; i CS ₂
1015	2,2-Bis(4-hydroxyphenyl)propane	Bisphenol A	C ₁₅ H ₁₆ O ₂	80-05-7	228.287	cry or fl	153	220 ⁴ , 222 ³			i H ₂ O; vs EtOH, eth, bz, alk; s HOAc
1016	2,2-Bis(4-hydroxyphenyl)propane dimethacrylate	Bisphenol A dimethacrylate	C ₂₃ H ₂₄ O ₄	3253-39-2	364.435		73				
1017	Bis(4-hydroxyphenyl) sulfone	Bisphenol S	C ₁₂ H ₁₀ O ₄ S	80-09-1	250.270	nd (w), orth bipym	240.5		1.3663 ¹⁵		i H ₂ O; s EtOH, eth; sl bz, DMSO
1018	Bis(2-mercaptoethyl) sulfide	2,2'-Dimercaptodiethyl sulfide	C ₄ H ₁₀ S ₃	3570-55-6	154.317		-11	135 ¹⁸	1.183 ²⁵	1.5982 ²⁰	
1019	Bis(2-methylalyl) carbonate		C ₉ H ₁₄ O ₃	64057-79-0	170.205		201.3	66 ³	0.943 ²⁵	1.4371 ²⁰	
1020	Bis(2-methoxyethyl)amine	2-Methoxy- <i>N</i> -(2-methoxyethyl) ethanamine	C ₈ H ₁₅ NO ₂	111-95-5	133.189						s ctc
1021	Bis(4-methoxyphenyl)diazene, 1-oxide		C ₁₄ H ₁₄ N ₂ O ₃	1562-94-3	258.272	ye nd (al)			1.1711 ¹¹		s EtOH, ace, bz; sl chl
1022	Bis(4-methoxyphenyl)ethanedione		C ₁₆ H ₁₄ O ₄	1226-42-2	270.280		133				sl EtOH, chl
1023	1,4-Bis(methylamino)-9,10-anthracenedione		C ₁₆ H ₁₄ N ₂ O ₂	2475-44-7	266.294						sl chl
1024	1,3-Bis(1-methylethenyl)benzene	1,3-Diisopropenylbenzene	C ₁₂ H ₁₄	3748-13-8	158.239	liq		231	0.925	1.5570 ²⁰	
1025	Bis(4-methylphenyl) disulfide	Di- <i>p</i> -Tolyl disulfide	C ₁₄ H ₁₄ S ₂	103-19-5	246.391	nd or lf (al)	47.5	212 ²⁰	1.114 ⁵¹		i H ₂ O; s EtOH, ace; vs eth
1026	Bis(4-methylphenyl) ether	<i>p</i> -Tolyl ether	C ₁₄ H ₁₄ O	1579-40-4	198.260		51	285			vs bz, eth, EtOH
1027	Bis(1-methyl-1-phenylethyl) peroxide	Dicumyl peroxide	C ₁₈ H ₂₂ O ₂	80-43-3	270.367	cry (EtOH)	40	100 ^{9,2}			
1028	Bis(4-methylphenyl)mercury	Di- <i>p</i> -tolylmercury	C ₁₄ H ₁₄ Hg	537-64-4	382.85		245.7				
1029	1,4-Bis(4-methyl-5-phenyloxazol-2-yl)benzene	2,2'- <i>p</i> -Phenylenebis(4-methyl-5-phenyloxazole)	C ₂₆ H ₂₀ N ₂ O ₂	3073-87-8	392.449			232			sl chl
1030	Bis(4-methylphenyl) sulfide	Di- <i>p</i> -tolyl sulfide	C ₁₄ H ₁₄ S	620-94-0	214.326	nd (al)	57.3	>300; 175 ¹⁶			i H ₂ O; s EtOH, ace, bz, HOAc; sl chl
1031	Bis(4-methylphenyl) sulfone	Di- <i>p</i> -tolyl sulfone	C ₁₄ H ₁₄ O ₂ S	599-66-6	246.325	pr(bz), nd(w,al)	159	406			sl H ₂ O, eth; s EtOH, bz, chl, CS ₂
1032	<i>N,N'</i> -Bis(2-methylphenyl)thiourea		C ₁₅ H ₁₆ N ₂ S	137-97-3	256.366	nd (al, sub)					vs bz, EtOH, chl
1033	1,3-Bis(1-methyl-4-piperidyl) propane		C ₁₅ H ₃₀ N ₂	64168-11-2	238.412		13.7	215 ⁵⁰	0.8962 ²⁵	1.4804 ²⁵	
1034	Bis(methylthio)methane		C ₃ H ₆ S ₂	1618-26-4	108.226			148			
1035	1,2-Bis(<i>N</i> -morpholino)ethane		C ₁₀ H ₂₀ N ₂ O ₂	1723-94-0	200.278	wh-ye (eth, lig)	75	285; 160 ²⁵			vs H ₂ O, ace, bz, EtOH
1036	Bismuth acetate		C ₆ H ₉ BiO ₆	22306-37-2	386.111	col tablets	250				i H ₂ O
1037	Bismuth subsalicylate		C ₇ H ₅ BiO ₄	14882-18-9	362.093	pr					i H ₂ O, EtOH; reac alk
1038	Bis(2-nitrophenyl) disulfide		C ₁₂ H ₈ N ₂ O ₄ S ₂	1155-00-6	308.333		198.5				i H ₂ O, eth; sl EtOH, ace, bz, HOAc
1039	Bis(3-nitrophenyl) disulfide	Nitrophenide	C ₁₂ H ₈ N ₂ O ₄ S ₂	537-91-7	308.333		84				sl EtOH, chl; s eth
1040	Bis(4-nitrophenyl) disulfide		C ₁₂ H ₈ N ₂ O ₄ S ₂	100-32-3	308.333		182	255 ^{0,1}			sl EtOH, HOAc
1041	1,2-Bis(4-nitrophenyl)ethane	4,4'-Dinitrobenzyl	C ₁₄ H ₁₂ N ₂ O ₄	736-30-1	272.256	ye nd (al,bz)	181.8				i EtOH; sl eth, bz, chl, HOAc
1042	<i>N,N'</i> -Bis(4-nitrophenyl)urea	4,4'-Dinitrocarbanilide	C ₁₃ H ₁₀ N ₄ O ₃	587-90-6	302.242		312 dec				
1043	Bis(2,4-pentanedionato)cobalt	Cobalt(II) bis(acetylacetonate)	C ₁₀ H ₁₄ CoO ₄	14024-48-7	257.149	bl-viol cry	167				
1044	Bis(1-phenylethyl)amine		C ₁₆ H ₁₈ N	10024-74-5	225.329			296.5	1.018 ¹⁵	1.573	
1045	1,2-Bis(2,4,6-tribromophenoxy) ethane		C ₁₄ H ₆ Br ₆ O ₂	37853-59-1	687.637	nd (bz/EtOH)	222				
1046	<i>N,N'</i> -Bis(2,2,2-trichloro-1-hydroxyethyl)urea		C ₈ H ₆ Cl ₆ N ₂ O ₃	116-52-9	354.831		196				vs ace, EtOH
1047	1,4-Bis(trichloromethyl)benzene		C ₆ H ₄ Cl ₆	68-36-0	312.836	cry (bz, eth)	109				s chl
1048	Bis(trichloromethyl) carbonate	Triphosgene	C ₃ Cl ₆ O ₃	32315-10-9	296.748	cry (eth, peth)	79	203	1.6290 ⁶⁰		
1049	Bis(tridecyl) thiodipropionate	Di-tridecyl thiodipropionate	C ₃₂ H ₆₂ O ₄ S	10595-72-9	542.897			265 ^{0,25}			vs EtOH
1050	3,5-Bis(trifluoromethyl)aniline		C ₈ H ₆ F ₆ N	328-74-5	229.123			85 ¹⁵ , 76 ¹⁰	1.487 ²⁵	1.4335 ²⁰	
1051	1,3-Bis(trifluoromethyl)benzene		C ₈ H ₄ F ₆	402-31-3	214.108		116		1.3790 ²⁵	1.3916 ²⁵	i H ₂ O
1052	1,4-Bis(trifluoromethyl)benzene		C ₈ H ₆ F ₆	433-19-2	214.108	liq		115			
1053	Bis(trifluoromethyl) disulfide		C ₂ F ₆ S ₂	372-64-5	202.141			34.6			vs EtOH, peth
1054	1,2-Bis(trimethylsilyl)acetylene		C ₆ H ₁₈ Si ₂	14630-40-1	170.400		26	134	0.770 ²⁰	1.413 ²⁰	
1055	Bis(2,4,6-trinitrophenyl) sulfide	Dipicryl sulfide	C ₁₂ H ₄ N ₆ O ₁₂ S	2217-06-3	456.258	ye cry	230	exp			
1056	Bis[2-(vinylloxy)ethyl] ether	Diethylene glycol divinyl ether	C ₈ H ₁₄ O ₃	764-99-8	158.195			81 ¹⁰			
1057	Bithionol		C ₁₂ H ₆ Cl ₄ O ₂ S	97-18-7	356.052		188		1.73 ²⁵		vs ace



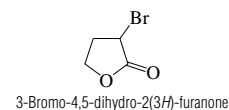
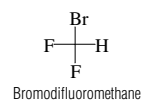
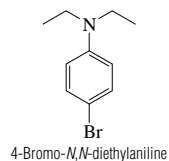
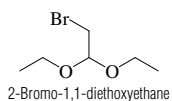
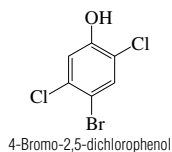
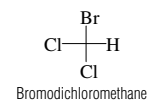
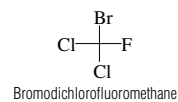
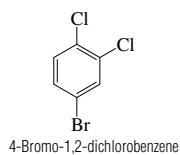
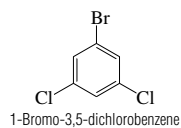
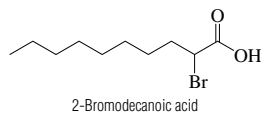
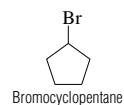
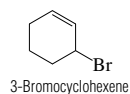
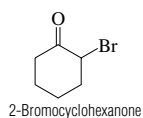
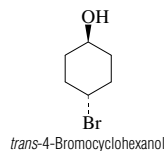
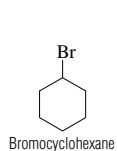
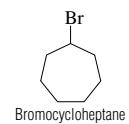
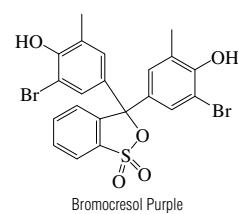
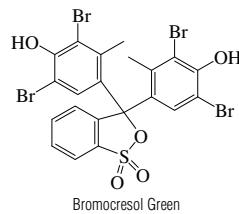
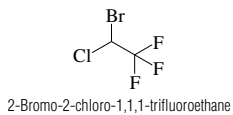
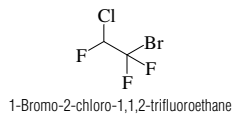
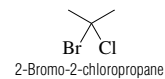
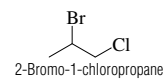
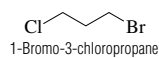
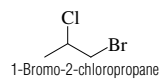
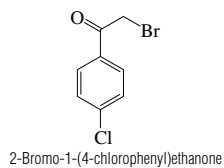
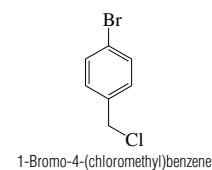
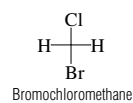
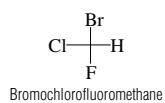
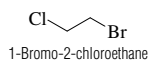
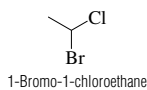
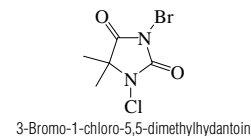
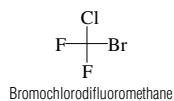
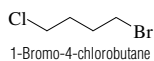
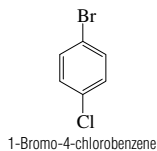
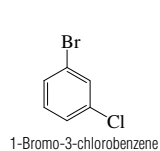
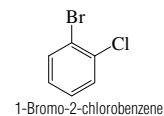
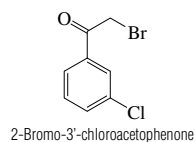
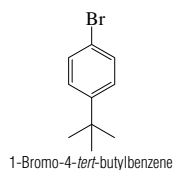
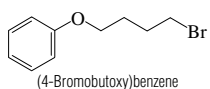
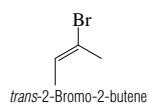
No.	Name	Synonym	Mol. Form.	CAS RN	Mol. Wt.	Physical Form	mp/°C	bp/°C	den/ g cm ⁻³	n _D	Solubility
1058	2,2'-Bithiophene		C ₈ H ₆ S ₂	492-97-7	166.264		33	260			i H ₂ O; vs EtOH; s eth, ctc, HOAc
1059	Bixin		C ₂₅ H ₃₀ O ₄	6983-79-5	394.504	viol pr (ace)	198				i H ₂ O; s EtOH, ace; sl eth, bz, HOAc
1060	Boldenone	Dehydrotestosterone	C ₁₉ H ₂₆ O ₂	846-48-0	286.408		165				vs EtOH, chl
1061	Boldine		C ₁₉ H ₂₁ NO ₄	476-70-0	327.375	cry (eth)	163				vs EtOH, chl
1062	Bornyl		C ₉ H ₁₅ O ₈ P	122-10-1	282.184	ye oil		160 ¹⁷			sl H ₂ O; vs ace, EtOH, xyl
1063	Borane carbonyl		CH ₃ BO	13205-44-2	41.845	col gas	-137	-64			dec H ₂ O
1064	Borneol, (±)		C ₁₀ H ₁₈ O	6627-72-1	154.249	lf (lig)	208	sub	1.011 ²⁰		i H ₂ O; vs EtOH, eth, bz
1065	<i>l</i> -Bornyl acetate		C ₁₂ H ₂₀ O ₂	5655-61-8	196.286		27	223.5	0.982 ²⁵	1.4626 ²⁰	sl H ₂ O; s EtOH, eth
1066	Bornylamine		C ₁₀ H ₁₉ N	32511-34-5	153.265		163				vs ace, bz, eth, EtOH
1067	Bornyl chloride	2-Chloro-1,7,7-trimethylbicyclo[2.2.1]heptane, <i>endo</i>	C ₁₀ H ₁₇ Cl	464-41-5	172.695	nd	132	207.5			vs bz, eth, EtOH, peth
1068	Bornyl 3-methylbutanoate, (1 <i>R</i>)	<i>d</i> -Bornyl isovalerate	C ₁₅ H ₂₆ O ₂	53022-14-3	238.366			257.5	0.955 ²⁵		vs eth, EtOH
1069	Boron trifluoride - dimethyl ether complex		C ₂ H ₆ BF ₃ O	353-42-4	113.874		-14	dec 127	1.2410 ²⁰	1.302 ²⁰	
1070	Boron trifluoride etherate		C ₄ H ₁₀ BF ₃ O	109-63-7	141.927	liq	-60.4	125.5	1.125 ²⁵	1.348 ²⁰	dec H ₂ O; vs eth, EtOH
1071	Brilliant Green		C ₂₇ H ₃₄ N ₂ O ₄ S	633-03-4	482.635	small gold cry					vs H ₂ O, EtOH
1072	Brilliant Yellow		C ₂₆ H ₂₀ N ₄ Na ₂ O ₈ S ₂	3051-11-4	626.569	ye cry (w)					s H ₂ O, EtOH; sl ace
1073	Brodifacoum		C ₃₁ H ₂₃ BrO ₃	56073-10-0	523.417	off-wh pow	230				i H ₂ O; sl EtOH, bz; s ace, chl
1074	Bromacil	5-Bromo-3- <i>sec</i> -butyl-6-methyluracil	C ₉ H ₁₃ BrN ₂ O ₂	314-40-9	261.115		158		1.55 ²⁵		
1075	Bromadiolone		C ₃₀ H ₂₃ BrO ₄	28772-56-7	527.406	ye-wh pow	205				vs DMF; sl ace, chl, EtOH, eth; i hx
1076	Bromal hydrate		C ₂ H ₂ Br ₃ O ₂	507-42-6	298.756	mcl pr (w+1)	53.5	dec	2.5661 ⁴⁰		vs eth, EtOH
1077	Bromdian	Tetrabromobisphenol A	C ₁₅ H ₁₂ Br ₄ O ₂	79-94-7	543.871		179				s EtOH, eth, bz, chl
1078	<i>N</i> -Bromoacetamide		C ₂ H ₄ BrNO	79-15-2	137.963	nd (chl-hx)	103.5				vs eth
1079	Bromoacetic acid		C ₂ H ₃ BrO ₂	79-08-3	138.948	hex or orth cry	50	208	1.9335 ⁵⁰	1.4804 ⁵⁰	msc H ₂ O, EtOH, eth; s ace, bz; sl chl
1080	Bromoacetone		C ₃ H ₅ BrO	598-31-2	136.975	liq	-36.5	138; 31.5 ⁸	1.634 ²³	1.4697 ¹⁵	sl H ₂ O; s EtOH, eth, ace
1081	α -Bromoacetophenone	ω -Bromoacetophenone	C ₈ H ₇ BrO	70-11-1	199.045	nd (al) orth pr (al) pl(peth)	50.5	135 ¹⁶	1.647 ²⁰		i H ₂ O; s EtOH, peth; vs eth, bz, chl
1082	4-(Bromoacetyl)biphenyl	2-Bromo-4'-phenylacetophenone	C ₁₄ H ₁₁ BrO	135-73-9	275.140	nd (95% al)	127				
1083	Bromoacetyl bromide		C ₂ H ₂ Br ₂ O	598-21-0	201.844			148.5	2.312 ²²	1.5449 ²⁰	s ace, ctc
1084	Bromoacetylene		C ₂ HBr	593-61-3	104.933	col gas		4.7			vs eth
1085	5-(2-Bromoallyl)-5- <i>sec</i> -butylbarbituric acid	Butallylonal	C ₁₁ H ₁₅ BrN ₂ O ₃	1142-70-7	303.152		131.5				vs eth, EtOH
1086	5-(2-Bromoallyl)-5-isopropylbarbituric acid	Propallylonal	C ₁₀ H ₁₃ BrN ₂ O ₃	545-93-7	289.125	cry (dil HOAc, dil al)	181				sl H ₂ O, eth, bz; vs EtOH, ace, HOAc
1087	2-Bromoaniline		C ₆ H ₆ BrN	615-36-1	172.023		32	229	1.578 ²⁰	1.6113 ²⁰	i H ₂ O; s EtOH, eth
1088	3-Bromoaniline		C ₆ H ₆ BrN	591-19-5	172.023		18.5	251	1.5793 ²⁰	1.6260 ²⁰	sl H ₂ O; s EtOH, eth
1089	4-Bromoaniline		C ₆ H ₆ BrN	106-40-1	172.023	orth bipym nd (60% al)	66.4	dec	1.4970 ¹⁰⁰		i H ₂ O; s EtOH, eth; sl chl
1090	2-Bromoanisoie		C ₇ H ₇ BrO	578-57-4	187.034		1.3	216	1.5018 ²⁰	1.5727 ²⁰	i H ₂ O; vs EtOH, eth
1091	3-Bromoanisoie		C ₇ H ₇ BrO	2398-37-0	187.034			211; 105 ¹⁶		1.5635 ²⁰	i H ₂ O; s EtOH, eth, bz, CS ₂
1092	4-Bromoanisoie		C ₇ H ₇ BrO	104-92-7	187.034		13.5	215	1.4564 ²⁰	1.5642 ²⁰	sl H ₂ O; vs EtOH, eth, chl; s ctc
1093	2-Bromobenzaldehyde		C ₇ H ₅ BrO	6630-33-7	185.018		21.5	230		1.5925 ²⁰	i H ₂ O; vs EtOH, bz; sl ctc
1094	3-Bromobenzaldehyde		C ₇ H ₅ BrO	3132-99-8	185.018			234		1.5935 ²⁰	i H ₂ O; vs EtOH, eth; sl ctc
1095	4-Bromobenzaldehyde		C ₇ H ₅ BrO	1122-91-4	185.018	lf (dil al)	58	67 ²			i H ₂ O; vs EtOH, bz; sl chl



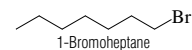
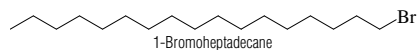
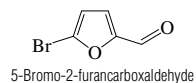
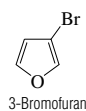
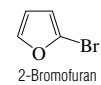
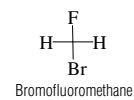
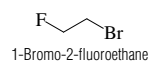
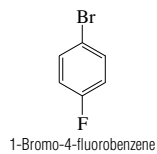
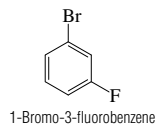
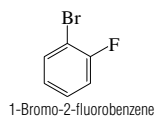
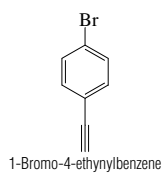
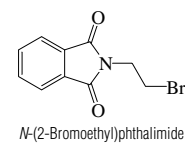
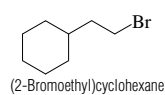
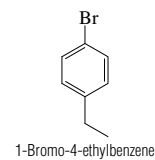
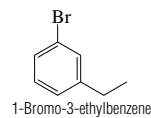
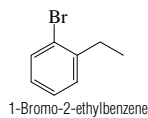
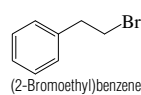
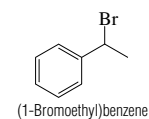
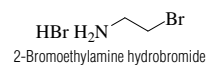
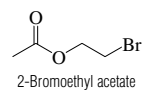
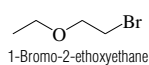
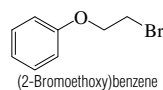
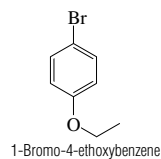
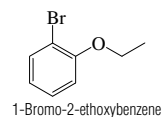
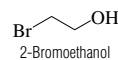
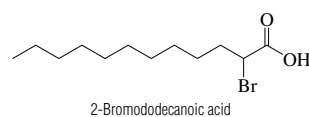
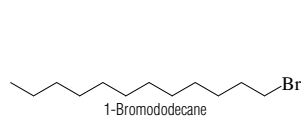
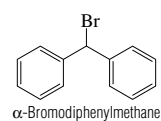
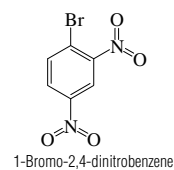
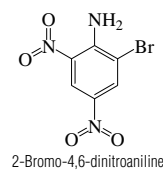
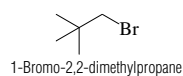
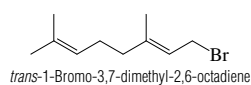
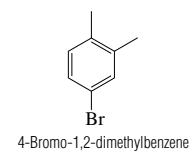
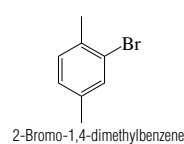
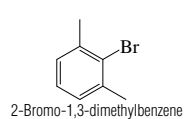
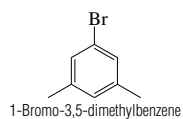
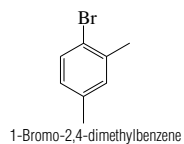
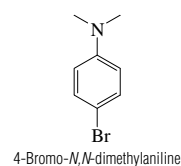
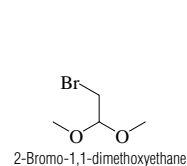
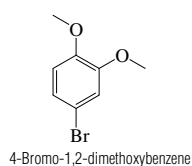
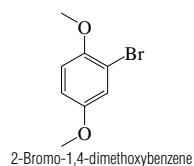
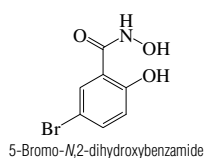
No.	Name	Synonym	Mol. Form.	CAS RN	Mol. Wt.	Physical Form	mp/°C	bp/°C	den/ g cm ⁻³	n _D	Solubility
1096	Bromobenzene	Phenyl bromide	C ₆ H ₅ Br	108-86-1	157.008	liq	-30.72	156.06	1.4950 ²⁰	1.5597 ²⁰	i H ₂ O; vs EtOH, eth, bz; s ctc
1097	4-Bromobenzenoacetic acid		C ₈ H ₇ BrO ₂	1878-68-8	215.045	nd (w)	116	sub			sl H ₂ O; vs EtOH, eth, CS ₂
1098	4-Bromobenzenoacetonitrile		C ₈ H ₆ BrN	16532-79-9	196.045	pa ye cry (al)	48.0				vs bz, EtOH
1099	α-Bromobenzenoacetonitrile	α-Bromobenzyl cyanide	C ₈ H ₆ BrN	5798-79-8	196.045	ye cry (dil al)	29	dec 242; 133 ¹²	1.539 ²⁹		i H ₂ O; vs EtOH, eth, ace, bz, chl
1100	2-Bromo-1,4-benzenediol		C ₆ H ₃ BrO ₂	583-69-7	189.007	lf (lig), cry (chl)	111.5	sub			vs H ₂ O, EtOH, eth, bz; sl chl, lig; s HOAc
1101	4-Bromobenzenesulfonyl chloride	p-Brosyl chloride	C ₆ H ₄ BrClO ₂ S	98-58-8	255.517	tcl or mcl pl (eth)	76	153 ¹⁵			i H ₂ O; vs eth; s chl
1102	4-Bromobenzenethiol		C ₆ H ₄ BrS	106-53-6	189.073	lf (al)	73	230.5	1.5260 ⁸³		sl H ₂ O, EtOH; vs eth, ctc, chl
1103	2-Bromobenzoic acid		C ₇ H ₅ BrO ₂	88-65-3	201.018	mcl pr (w), nd	150	sub	1.929 ²⁵		sl H ₂ O, DMSO; s EtOH, eth, ace, chl
1104	3-Bromobenzoic acid		C ₇ H ₅ BrO ₂	585-76-2	201.018	mcl nd (dil al)	155	>280	1.845 ²⁰		i H ₂ O; s EtOH, eth
1105	4-Bromobenzoic acid		C ₇ H ₅ BrO ₂	586-76-5	201.018	nd (eth), lf (w), mcl pr	254.5		1.894 ²⁰		sl H ₂ O, DMSO; s EtOH, eth
1106	2-Bromobenzonitrile		C ₇ H ₅ BrN	2042-37-7	182.018	nd (w)	55.5	252			s H ₂ O; vs EtOH; sl chl
1107	3-Bromobenzonitrile		C ₇ H ₅ BrN	6952-59-6	182.018		39.5	225			vs EtOH, eth; sl chl
1108	4-Bromobenzonitrile		C ₇ H ₅ BrN	623-00-7	182.018	nd (w, al)	114	236			s H ₂ O, EtOH, eth, chl
1109	6-Bromobenzo[a]pyrene		C ₂₀ H ₁₁ Br	21248-00-0	331.205	cry (ace/ MeOH)	223				
1110	2-Bromobenzoyl chloride		C ₇ H ₅ BrClO	7154-66-7	219.463	nd	11	243		1.5963 ²⁰	sl ctc
1111	4-Bromobenzoyl chloride		C ₇ H ₅ BrClO	586-75-4	219.463	nd (peth)	42	246; 181 ¹²⁵			vs EtOH, eth, bz, lig
1112	2-Bromobiphenyl		C ₁₂ H ₉ Br	2052-07-5	233.103		0.8	297	1.2175 ²⁶	1.6248 ²⁵	vs eth, EtOH
1113	3-Bromobiphenyl		C ₁₂ H ₉ Br	2113-57-7	233.103			300; 171 ¹⁷		1.6411 ²⁰	i H ₂ O
1114	4-Bromobiphenyl		C ₁₂ H ₉ Br	92-66-0	233.103	pl (al)	91.5	310	0.9327 ²⁵		i H ₂ O; s EtOH, eth, bz, HOAc; sl chl
1115	1-Bromo-2-(bromomethyl) benzene		C ₇ H ₈ Br ₂	3433-80-5	249.931	cry (al, lig)	31	129 ¹⁹			vs eth, EtOH, HOAc
1116	1-Bromo-3-(bromomethyl) benzene		C ₇ H ₈ Br ₂	823-78-9	249.931	nd or lf	42	122 ¹²			s chl
1117	1-Bromo-4-(bromomethyl) benzene	p-Bromobenzyl bromide	C ₇ H ₈ Br ₂	589-15-1	249.931	nd (al)	63				sl H ₂ O; s EtOH, bz, chl; vs eth, CS ₂
1118	2-Bromo-2-(bromomethyl) pentanedinitrile	1,2-Dibromo-2,4-dicyanobutane	C ₆ H ₆ Br ₂ N ₂	35691-65-7	265.933		52				i H ₂ O; vs ace, bz, DMF
1119	2-Bromo-1-(4-bromophenyl) ethanone	p-Bromophenacyl bromide	C ₈ H ₇ Br ₂ O	99-73-0	277.941	nd (al)	111				i H ₂ O; s EtOH, eth, chl
1120	2-Bromo-1,3-butadiene		C ₄ H ₅ Br	1822-86-2	132.987			42 ¹⁶⁵	1.397 ²⁰	1.4988 ²⁰	vs eth, EtOH
1121	1-Bromobutane	Butyl bromide	C ₄ H ₉ Br	109-65-9	137.018	liq	-112.6	101.6	1.2758 ²⁰	1.4401 ²⁰	i H ₂ O; msc EtOH, eth, ace; sl ctc; s chl
1122	2-Bromobutane, (±)	(±)-sec-Butyl bromide	C ₄ H ₉ Br	5787-31-5	137.018	liq	-112.65	91.3	1.2585 ²⁰	1.4366 ²⁰	vs ace, eth, chl
1123	Bromobutanedioic acid, (±)	Bromosuccinic acid	C ₄ H ₅ BrO ₄	584-98-5	196.985		161		2.073 ²⁵		s H ₂ O, EtOH; sl HOAc
1124	4-Bromobutanenitrile		C ₄ H ₆ BrN	5332-06-9	148.002			206	1.4967 ²⁰	1.4818 ²⁰	s EtOH, eth, chl
1125	2-Bromobutanoic acid, (±)	DL-α-Bromobutyric acid	C ₄ H ₇ BrO ₂	2385-70-8	167.002		-2.0	dec 217; 127 ²⁵	1.5641 ²⁰		s H ₂ O, EtOH, eth
1126	4-Bromobutanoic acid		C ₄ H ₇ BrO ₂	2623-87-2	167.002		33	142 ²⁵ , 125 ⁷			
1127	3-Bromo-2-butanone		C ₄ H ₇ BrO	814-75-5	151.002			36 ¹¹			
1128	cis-1-Bromo-1-butene		C ₄ H ₇ Br	31849-78-2	135.003			86.1	1.3265 ¹⁵	1.4536 ²⁰	i H ₂ O; s eth, ace, bz, chl; sl ctc
1129	trans-1-Bromo-1-butene		C ₄ H ₇ Br	32620-08-9	135.003	liq	-100.3	94.7	1.3209 ¹⁵	1.4527 ²⁰	i H ₂ O; s eth, ace, bz, chl; sl ctc
1130	2-Bromo-1-butene		C ₄ H ₇ Br	23074-36-4	135.003	liq	-133.4	88	1.3209 ¹⁵	1.4527 ²⁰	i H ₂ O; s eth, ace, bz, chl; sl ctc
1131	4-Bromo-1-butene		C ₄ H ₇ Br	5162-44-7	135.003			98.5	1.3230 ²⁰	1.4622 ²⁰	sl H ₂ O; vs bz, eth, EtOH
1132	1-Bromo-2-butene		C ₄ H ₇ Br	4784-77-4	135.003			104.5	1.3371 ²⁵	1.4822 ²⁰	i H ₂ O; s EtOH, eth, ctc; vs chl, bz
1133	cis-2-Bromo-2-butene		C ₄ H ₇ Br	3017-68-3	135.003	liq	-111.5	93.9	1.3416 ¹⁵	1.4631 ¹⁹	i H ₂ O; s EtOH, eth, ctc; vs chl, bz



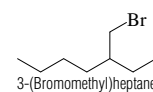
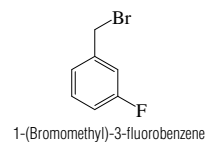
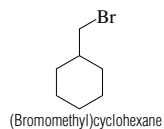
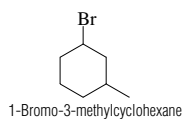
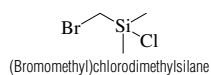
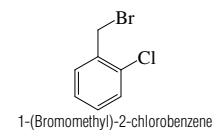
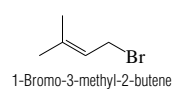
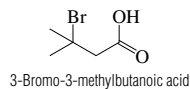
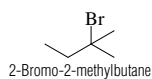
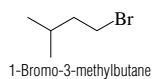
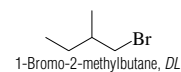
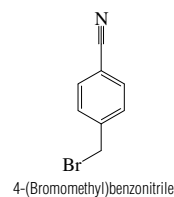
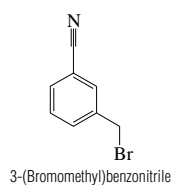
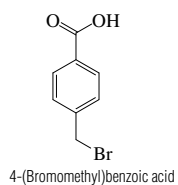
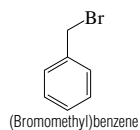
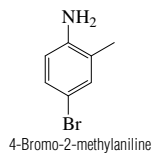
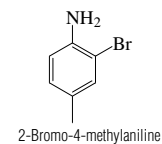
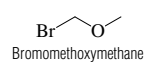
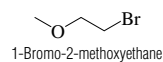
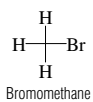
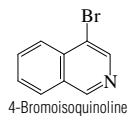
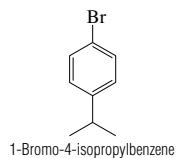
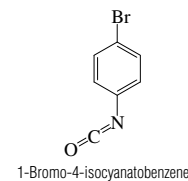
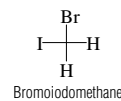
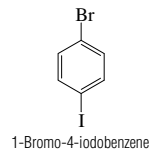
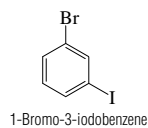
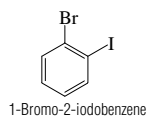
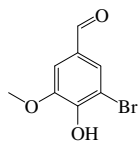
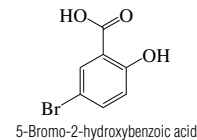
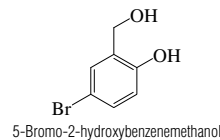
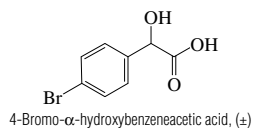
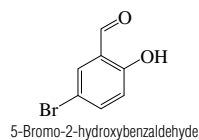
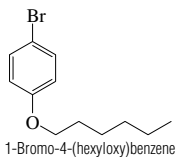
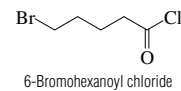
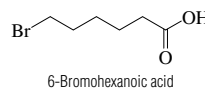
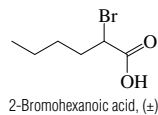
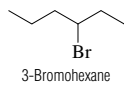
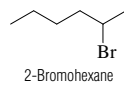
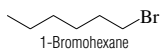
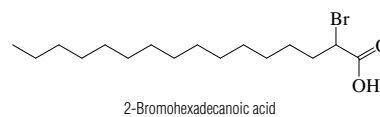
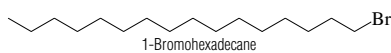
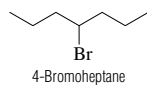
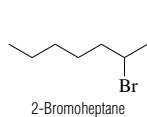
No.	Name	Synonym	Mol. Form.	CAS RN	Mol. Wt.	Physical Form	mp/°C	bp/°C	den/ g cm ⁻³	n _D	Solubility
1134	<i>trans</i> -2-Bromo-2-butene		C ₄ H ₇ Br	3017-71-8	135.003	liq	-114.6	85.6	1.3323 ¹⁵	1.4602 ¹⁶	i H ₂ O; s EtOH, eth, ctc; vs chl, bz
1135	(4-Bromobutoxy)benzene		C ₁₀ H ₁₃ BrO	1200-03-9	229.113	cry (al)	41	154 ¹⁸			sl EtOH, ctc
1136	1-Bromo-4- <i>tert</i> -butylbenzene		C ₁₀ H ₁₃ Br	3972-65-4	213.114		19	231.5	1.2286 ²⁰	1.5436 ²⁰	i H ₂ O; s eth, bz, chl
1137	2-Bromo-3'-chloroacetophenone	3-Chlorophenacyl bromide	C ₈ H ₆ BrClO	41011-01-2	233.490	nd	40	397.5			vs EtOH
1138	1-Bromo-2-chlorobenzene		C ₆ H ₄ BrCl	694-80-4	191.453	liq	-12.3	204	1.6387 ²⁵	1.5809 ²⁰	i H ₂ O; vs bz; sl ctc
1139	1-Bromo-3-chlorobenzene		C ₆ H ₄ BrCl	108-37-2	191.453	liq	-21.5	196	1.6302 ²⁰	1.5771 ²⁰	i H ₂ O; vs EtOH, eth
1140	1-Bromo-4-chlorobenzene		C ₆ H ₄ BrCl	106-39-8	191.453	nd or pl (al, eth)	68	196	1.576 ⁷¹	1.5531 ⁷⁰	i H ₂ O; sl EtOH; s eth, bz, ctc, chl
1141	1-Bromo-4-chlorobutane		C ₄ H ₈ BrCl	6940-78-9	171.464			175; 63 ¹⁰	1.489 ²⁰	1.4885 ²⁰	i H ₂ O; s EtOH, eth, chl; sl ctc
1142	Bromochlorodifluoromethane	Halon 1211	CBrClF ₂	353-59-3	165.365	col gas	-159.5	-3.7			
1143	3-Bromo-1-chloro-5,5-dimethylhydantoin		C ₈ H ₈ BrClN ₂ O ₂	126-06-7	241.471		162				
1144	1-Bromo-1-chloroethane		C ₂ H ₄ BrCl	593-96-4	143.410			83	1.667 ¹⁰	1.4660 ²⁰	
1145	1-Bromo-2-chloroethane		C ₂ H ₄ BrCl	107-04-0	143.410	liq	-16.7	107	1.7392 ²⁰	1.4908 ²⁰	sl H ₂ O; s EtOH, eth, chl
1146	Bromochlorofluoromethane		CHBrClF	593-98-6	147.374	liq	-115	36	1.9771 ¹⁰	1.4144 ²⁵	i H ₂ O; s eth, ace, chl
1147	Bromochloromethane	Halon 1011	CH ₂ BrCl	74-97-5	129.384	liq	-87.9	68.0	1.9344 ²⁰	1.4838 ²⁰	i H ₂ O; s EtOH, eth, ace, bz
1148	1-Bromo-4-(chloromethyl)benzene	<i>p</i> -Bromobenzyl chloride	C ₇ H ₆ BrCl	589-17-3	205.480	nd (al, peth)	50	236			i H ₂ O; vs EtOH, eth; s peth
1149	2-Bromo-1-(4-chlorophenyl)ethanone	<i>p</i> -Chlorophenacyl bromide	C ₈ H ₆ BrClO	536-38-9	233.490	nd	96.5				
1150	1-Bromo-2-chloropropane		C ₃ H ₆ BrCl	3017-96-7	157.437			118	1.531 ²⁰	1.4745 ²⁰	vs ace, bz, eth, EtOH
1151	1-Bromo-3-chloropropane		C ₃ H ₆ BrCl	109-70-6	157.437	liq	-58.9	143.3	1.5969 ²⁰	1.4864 ²⁰	i H ₂ O; vs EtOH, eth, chl
1152	2-Bromo-1-chloropropane		C ₃ H ₆ BrCl	3017-95-6	157.437			117	1.537 ²⁰	1.4795 ²⁰	i H ₂ O; vs EtOH, eth; s ace, bz
1153	2-Bromo-2-chloropropane		C ₃ H ₆ BrCl	2310-98-7	157.437			95	1.495 ²⁰	1.4575 ²⁰	vs ace, bz, eth, EtOH
1154	1-Bromo-2-chloro-1,1,2-trifluoroethane		C ₂ HBrClF ₃	354-06-3	197.381			52.5	1.8574 ²⁵	1.3738 ²⁰	
1155	2-Bromo-2-chloro-1,1,1-trifluoroethane	Halothane	C ₂ HBrClF ₃	151-67-7	197.381			50.2; 20 ²⁴³	1.8563 ²⁵	1.3697 ¹⁰	sl H ₂ O; s peth
1156	Bromocresol Green	Bromocresol Green	C ₂₁ H ₁₄ Br ₄ O ₃ S	76-60-8	698.014	wh or red (+7w) ye (HOAc)	218.5				sl H ₂ O; vs EtOH, eth, AcOEt; s bz
1157	Bromocresol Purple	Bromocresol Purple	C ₂₁ H ₁₆ Br ₂ O ₃ S	115-40-2	540.222		241.5				
1158	Bromocycloheptane	Cycloheptyl bromide	C ₇ H ₁₃ Br	2404-35-5	177.082			101 ⁴⁰ ; 75 ¹²	1.3080 ²⁰	1.4996 ²⁰	i H ₂ O; vs eth, chl
1159	Bromocyclohexane	Cyclohexyl bromide	C ₆ H ₁₁ Br	108-85-0	163.055	liq	-56.5	166.2	1.3359 ²⁰	1.4957 ²⁰	i H ₂ O; msc EtOH, eth, ace, bz, lig, ctc
1160	<i>trans</i> -4-Bromocyclohexanol		C ₆ H ₁₁ BrO	32388-22-0	179.054	pl (hx)	81.5				
1161	2-Bromocyclohexanone		C ₆ H ₉ BrO	822-85-5	177.038			114 ³² ; 90 ¹⁴	1.340 ²⁵	1.5085 ²⁵	
1162	3-Bromocyclohexene		C ₆ H ₉ Br	1521-51-3	161.039			81 ⁴⁰ ; 56 ¹¹	1.3890 ²⁰	1.5320 ²⁰	i H ₂ O; s eth, bz, chl
1163	Bromocyclopentane	Cyclopentyl bromide	C ₅ H ₉ Br	137-43-9	149.029			137.5	1.3873 ²⁰	1.4886 ²⁰	sl ctc
1164	1-Bromodecane		C ₁₀ H ₂₁ Br	112-29-8	221.178	liq	-29.2	240.6	1.0702 ²⁰	1.4557 ²⁰	i H ₂ O; vs eth, chl; s ctc
1165	2-Bromodecanoic acid		C ₁₀ H ₁₉ BrO ₂	2623-95-2	251.161		2.0	140 ²	1.1912 ²⁴	1.4595 ²⁴	vs eth
1166	1-Bromo-3,5-dichlorobenzene		C ₆ H ₃ BrCl ₂	19752-55-7	225.898	pr (al)	83	232			i H ₂ O; s EtOH, eth, chl; vs bz
1167	4-Bromo-1,2-dichlorobenzene		C ₆ H ₃ BrCl ₂	18282-59-2	225.898	pr	25	237			i H ₂ O; sl EtOH; vs eth, bz, chl
1168	Bromodichlorofluoromethane	Halon 1121	CBrCl ₂ F	353-58-2	181.819	liq		52.8	1.95 ²²		
1169	Bromodichloromethane		CHBrCl ₂	75-27-4	163.829	liq	-57	90	1.980 ²⁰	1.4964 ²⁰	i H ₂ O; vs EtOH, eth, ace, bz; sl ctc
1170	4-Bromo-2,5-dichlorophenol		C ₆ H ₃ BrCl ₂ O	1940-42-7	241.897	nd	71.5				
1171	2-Bromo-1,1-diethoxyethane		C ₈ H ₁₃ BrO ₂	2032-35-1	197.070			170; 66 ¹⁸	1.283 ²⁰	1.4387 ²⁰	s EtOH, eth
1172	4-Bromo- <i>N,N</i> -diethylaniline		C ₁₀ H ₁₄ BrN	2052-06-4	228.129	nd or pr	38	270			i H ₂ O; vs EtOH, eth
1173	Bromodifluoromethane		CHBrF ₂	1511-62-2	130.920		-145	-14.6	1.55 ¹⁶		s H ₂ O; vs EtOH
1174	3-Bromo-4,5-dihydro-2(3 <i>H</i>)-furanone	α -Bromo- γ -butyrolactone	C ₄ H ₅ BrO ₂	5061-21-2	164.986			130 ²⁰	1.8 ²⁰	1.5059 ²⁰	



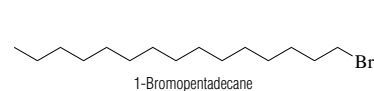
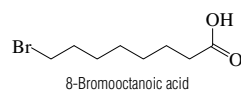
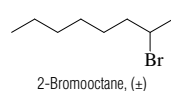
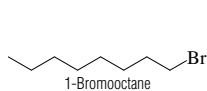
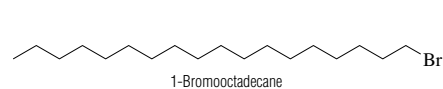
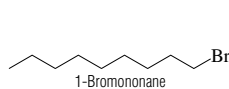
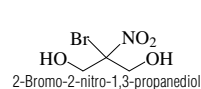
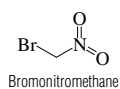
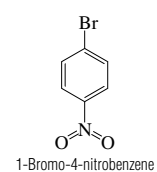
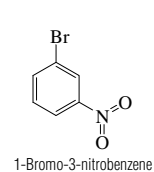
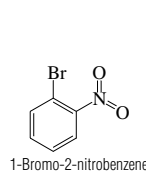
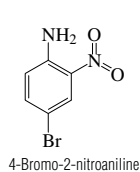
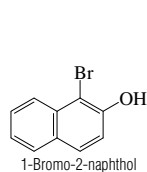
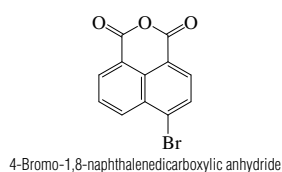
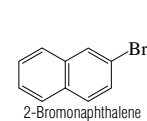
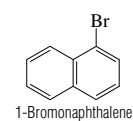
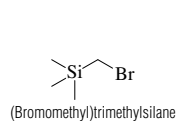
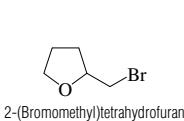
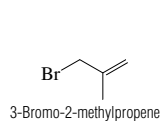
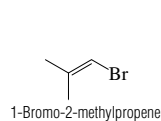
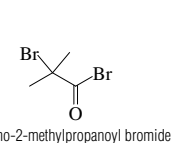
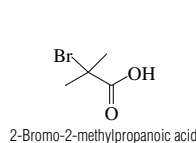
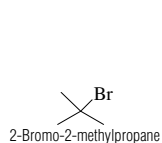
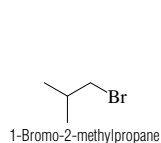
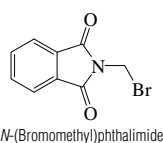
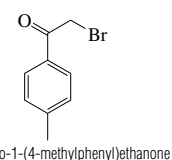
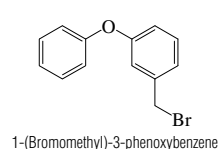
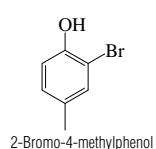
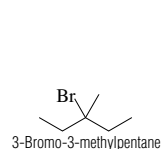
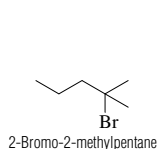
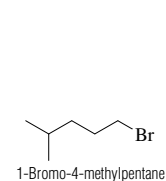
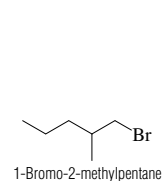
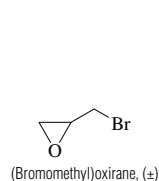
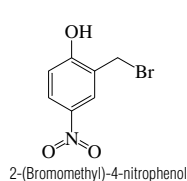
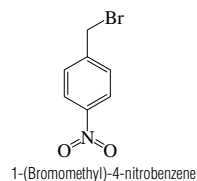
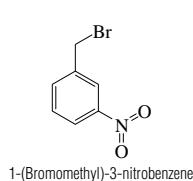
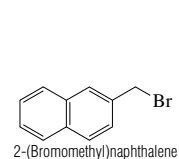
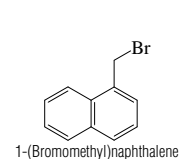
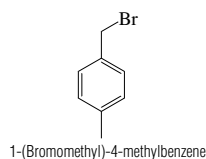
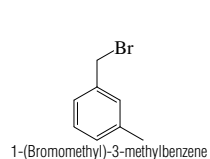
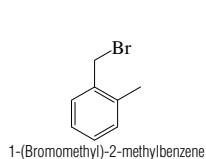
No.	Name	Synonym	Mol. Form.	CAS RN	Mol. Wt.	Physical Form	mp/°C	bp/°C	den/ g cm ⁻³	n _D	Solubility
1175	5-Bromo- <i>N</i> ,2-dihydroxybenzamide	5-Bromosalicylhydroxamic acid	C ₇ H ₆ BrN ₂ O ₃	5798-94-7	232.032	cry (al)	232 dec				
1176	2-Bromo-1,4-dimethoxybenzene		C ₈ H ₈ BrO ₂	25245-34-5	217.060	oil		262; 130 ¹⁰	1.445	1.5700 ²⁰	
1177	4-Bromo-1,2-dimethoxybenzene		C ₈ H ₈ BrO ₂	2859-78-1	217.060			254.5	1.702 ²⁵	1.5743 ²⁰	
1178	2-Bromo-1,1-dimethoxyethane		C ₄ H ₈ BrO ₂	7252-83-7	169.017			149	1.430 ²⁰	1.4450 ²⁰	s eth, ace, chl
1179	4-Bromo- <i>N,N</i> -dimethylaniline		C ₈ H ₁₀ BrN	586-77-6	200.076		55	264	1.3220 ¹⁰⁰		i H ₂ O; s EtOH; vs eth
1180	1-Bromo-2,4-dimethylbenzene		C ₈ H ₉ Br	583-70-0	185.061	liq	-17	205	1.3419 ²⁰	1.5501 ²⁰	i H ₂ O; vs EtOH, eth, ace
1181	1-Bromo-3,5-dimethylbenzene		C ₈ H ₉ Br	556-96-7	185.061			204	1.362 ²⁰	1.5462 ²²	vs eth; s ace, bz
1182	2-Bromo-1,3-dimethylbenzene		C ₈ H ₉ Br	576-22-7	185.061			203.5; 100 ²⁰		1.5552 ²⁰	vs eth; s ace, bz
1183	2-Bromo-1,4-dimethylbenzene		C ₈ H ₉ Br	553-94-6	185.061	lf or pl	9	199; 88 ¹³	1.3582 ¹⁸	1.5514 ¹⁸	i H ₂ O; vs EtOH; s bz
1184	4-Bromo-1,2-dimethylbenzene		C ₈ H ₉ Br	583-71-1	185.061	liq	-0.2	214.5	1.3708 ²⁰	1.5530 ²⁰	i H ₂ O; vs EtOH, eth
1185	<i>trans</i> -1-Bromo-3,7-dimethyl-2,6-octadiene	<i>trans</i> -Geranyl bromide	C ₁₀ H ₁₇ Br	6138-90-5	217.146			101 ¹² ; 470 ⁰⁰⁵	1.0940 ²²	1.5027 ²⁰	
1186	1-Bromo-2,2-dimethylpropane		C ₅ H ₁₁ Br	630-17-1	151.045			106	1.1997 ²⁰	1.4370 ²⁰	i H ₂ O; s EtOH, eth, ace, bz; vs chl
1187	2-Bromo-4,6-dinitroaniline		C ₆ H ₃ BrN ₂ O ₄	1817-73-8	262.018	ye nd (al or HOAc)	153.5	sub			vs EtOH, ace; s HOAc
1188	1-Bromo-2,4-dinitrobenzene		C ₆ H ₃ BrN ₂ O ₄	584-48-5	247.003	ye nd (al)	75				vs EtOH
1189	α -Bromodiphenylmethane		C ₁₃ H ₁₁ Br	776-74-9	247.130		45	184 ²⁰ ; 152 ²			s EtOH, chl; vs bz
1190	1-Bromododecane	Lauryl bromide	C ₁₂ H ₂₅ Br	143-15-7	249.231	liq	-9.5	276	1.0399 ²⁰	1.4583 ²⁰	i H ₂ O; s EtOH, eth, ctc; msc ace
1191	2-Bromododecanoic acid		C ₁₂ H ₂₃ BrO ₂	111-56-8	279.214	pl	32	158 ²	1.1474 ⁷⁴	1.4585 ²⁴	vs bz, eth, EtOH, lig
1192	Bromoethane	Ethyl bromide	C ₂ H ₅ Br	74-96-4	108.965	liq	-118.6	38.5	1.4604 ²⁰	1.4239 ²⁰	sl H ₂ O; msc EtOH, eth, chl
1193	2-Bromoethanol	Ethylene bromohydrin	C ₂ H ₅ BrO	540-51-2	124.964			150; 51 ⁴	1.7629 ²⁰	1.4915 ²⁰	msc H ₂ O, EtOH, eth; sl lig
1194	Bromoethene	Vinyl bromide	C ₂ H ₃ Br	593-60-2	106.949	vol liq or gas	-139.54	15.8	1.4933 ²⁰	1.4380 ²⁰	i H ₂ O; s EtOH, eth, ace, bz, chl
1195	1-Bromo-2-ethoxybenzene		C ₈ H ₉ BrO	583-19-7	201.060			223	1.4223 ²⁰		vs eth, EtOH
1196	1-Bromo-4-ethoxybenzene		C ₈ H ₉ BrO	588-96-5	201.060		2.0	231	1.4071 ²⁵	1.5517 ²⁰	i H ₂ O; vs EtOH, eth; s chl
1197	(2-Bromoethoxy)benzene		C ₈ H ₉ BrO	589-10-6	201.060		39	dec 240; 128 ²⁰	1.3555 ²⁰		i H ₂ O; vs EtOH, eth
1198	1-Bromo-2-ethoxyethane	2-Bromoethyl ethyl ether	C ₆ H ₉ BrO	592-55-2	153.017			127.5	1.3852 ⁰	1.4447 ²⁰	sl H ₂ O; msc EtOH, eth
1199	2-Bromoethyl acetate		C ₆ H ₉ BrO ₂	927-68-4	167.002	liq	-13.8	162.5	1.514 ²⁰	1.457 ²³	vs H ₂ O, chl; msc EtOH, eth
1200	2-Bromoethylamine hydrobromide	2-Bromoethanamine hydrobromide	C ₂ H ₇ Br ₂ N	2576-47-8	204.892		174.0				
1201	(1-Bromoethyl)benzene		C ₈ H ₉ Br	585-71-7	185.061			219; 92 ¹¹	1.3535 ²⁵	1.5543 ²⁵	
1202	(2-Bromoethyl)benzene		C ₈ H ₉ Br	103-63-9	185.061	liq	-55.9	219; 105 ¹⁸	1.3643 ²⁰	1.5372 ²⁰	i H ₂ O; s eth, bz; sl ctc
1203	1-Bromo-2-ethylbenzene		C ₈ H ₉ Br	1973-22-4	185.061	liq	-67.9	199.3	1.3548 ²⁰	1.5472 ²⁰	vs ace, bz, eth, EtOH
1204	1-Bromo-3-ethylbenzene		C ₈ H ₉ Br	2725-82-8	185.061			202	1.3493 ²⁰	1.5465 ²⁰	
1205	1-Bromo-4-ethylbenzene		C ₈ H ₉ Br	1585-07-5	185.061	liq	-43.5	204	1.3423 ²⁰	1.5445 ²⁰	vs ace, bz, eth, EtOH
1206	(2-Bromoethyl)cyclohexane		C ₈ H ₁₅ Br	1647-26-3	191.109	liq	-57	212	1.2357 ²⁰	1.4899 ²⁰	
1207	<i>N</i> -(2-Bromoethyl)phthalimide		C ₁₀ H ₉ BrNO ₂	574-98-1	254.081	nd (w)	83				vs eth; sl chl
1208	1-Bromo-4-ethynylbenzene		C ₈ H ₇ Br	766-96-1	181.030		64.5	89 ¹⁶			s chl
1209	1-Bromo-2-fluorobenzene		C ₆ H ₄ BrF	1072-85-1	174.998			154	1.0738 ²¹	1.5337 ²⁰	
1210	1-Bromo-3-fluorobenzene		C ₆ H ₄ BrF	1073-06-9	174.998			150	1.7081 ²⁰	1.5257 ²⁰	s ctc
1211	1-Bromo-4-fluorobenzene		C ₆ H ₄ BrF	460-00-4	174.998	liq	-17.4	151.5	1.593 ¹⁵	1.5310 ¹⁵	i H ₂ O; s EtOH, eth, chl
1212	1-Bromo-2-fluoroethane		C ₂ H ₄ BrF	762-49-2	126.955			71.5	1.7044 ²⁵	1.4236 ²⁰	vs eth, EtOH
1213	Bromofluoromethane		CH ₂ BrF	373-52-4	112.929	vol liq or gas		19			s EtOH; vs chl
1214	2-Bromofuran		C ₄ H ₃ BrO	584-12-3	146.970			103	1.6500 ²⁰	1.4980 ²⁰	sl H ₂ O; s EtOH, eth, ace, bz
1215	3-Bromofuran		C ₄ H ₃ BrO	22037-28-1	146.970			103	1.6606 ²⁰	1.4958 ²⁰	vs ace, bz, eth, EtOH
1216	5-Bromo-2-furancarboxaldehyde		C ₅ H ₃ BrO ₂	1899-24-7	174.981	cry (50% al)	83.5	201; 112 ¹⁶			vs eth, EtOH
1217	1-Bromoheptadecane		C ₁₇ H ₃₅ Br	3508-00-7	319.364		29.6	349	0.9916 ²⁰	1.4625 ²⁰	i H ₂ O; vs chl
1218	1-Bromoheptane	Heptyl bromide	C ₇ H ₁₅ Br	629-04-9	179.098	liq	-56.1	178.9	1.1400 ²⁰	1.4502 ²⁰	i H ₂ O; vs EtOH, eth; sl ctc; s chl



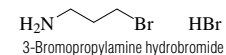
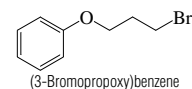
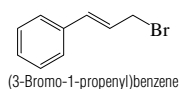
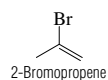
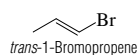
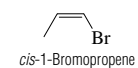
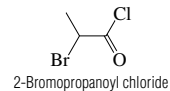
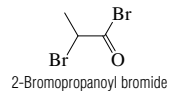
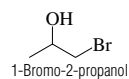
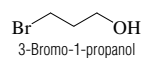
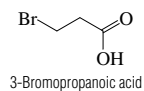
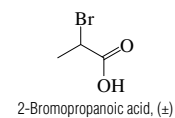
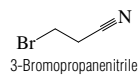
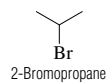
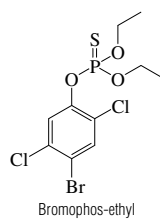
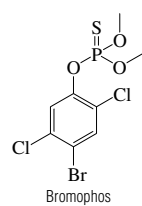
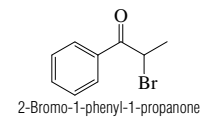
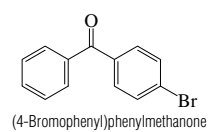
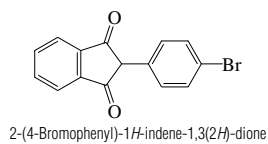
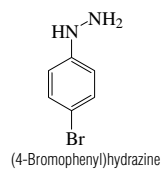
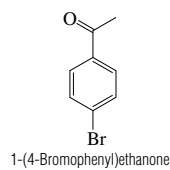
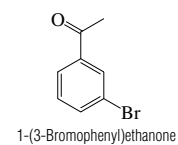
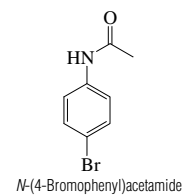
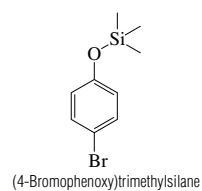
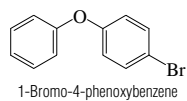
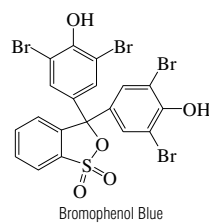
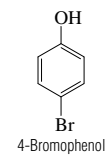
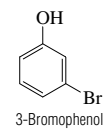
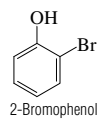
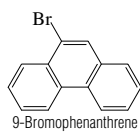
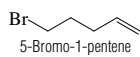
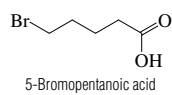
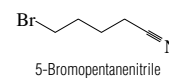
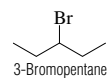
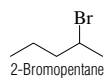
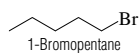
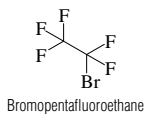
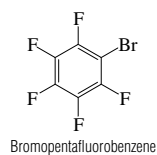
No.	Name	Synonym	Mol. Form.	CAS RN	Mol. Wt.	Physical Form	mp/°C	bp/°C	den/ g cm ⁻³	n _D	Solubility
1219	2-Bromoheptane	2-Heptyl bromide	C ₇ H ₁₅ Br	1974-04-5	179.098		47	166	1.1277 ²⁰	1.4503 ²⁰	i H ₂ O; vs bz; s ctc, chl
1220	4-Bromoheptane	4-Heptyl bromide	C ₇ H ₁₅ Br	998-93-6	179.098			161; 84 ⁷²	1.1351 ²⁰	1.4495 ²⁰	i H ₂ O; s bz, ctc, chl
1221	1-Bromohexadecane		C ₁₆ H ₃₃ Br	112-82-3	305.337		18	336	0.9991 ²⁰	1.4618 ²⁵	i H ₂ O; s eth
1222	2-Bromohexadecanoic acid		C ₁₆ H ₃₁ BrO ₂	18263-25-7	335.320		52.8				
1223	1-Bromohexane	Hexyl bromide	C ₆ H ₁₃ Br	111-25-1	165.071	liq	-83.7	155.3	1.1744 ²⁰	1.4478 ²⁰	i H ₂ O; msc EtOH, eth; s ace; vs chl
1224	2-Bromohexane		C ₆ H ₁₃ Br	3377-86-4	165.071			143; 78 ⁹⁰	1.1658 ²⁰	1.4832 ²⁵	i H ₂ O; vs EtOH; s eth, ace; sl ctc
1225	3-Bromohexane		C ₆ H ₁₃ Br	3377-87-5	165.071			142	1.1799 ²⁰	1.4472 ²⁰	vs ace, eth, EtOH, chl
1226	2-Bromohexanoic acid, (±)		C ₆ H ₁₁ BrO ₂	2681-83-6	195.054		2.0	240; 140 ²³	1.2810 ³³		s EtOH, eth
1227	6-Bromohexanoic acid		C ₆ H ₁₁ BrO ₂	4224-70-8	195.054	cry (peth)	35	167 ²⁰			vs peth
1228	6-Bromohexanoyl chloride		C ₆ H ₁₀ BrClO	22809-37-6	213.499			101 ⁶			
1229	1-Bromo-4-(hexyloxy)benzene		C ₁₂ H ₁₇ BrO	30752-19-3	257.166			156 ¹³	1.2306 ²⁰	1.5262 ²⁰	
1230	5-Bromo-2-hydroxybenzaldehyde		C ₇ H ₆ BrO ₂	1761-61-1	201.018	nd (al), lf (eth)	105.5				i H ₂ O; s EtOH, eth; sl chl
1231	4-Bromo-α-hydroxybenzeneacetic acid, (±)	p-Bromomandelic acid	C ₈ H ₇ BrO ₃	7021-04-7	231.044		119				vs H ₂ O, EtOH, eth, bz, chl
1232	5-Bromo-2-hydroxybenzenemethanol	Bromosaligenin	C ₇ H ₇ BrO ₂	2316-64-5	203.034	lf (bz)	113				vs bz, eth, EtOH, chl
1233	5-Bromo-2-hydroxybenzoic acid		C ₇ H ₅ BrO ₃	89-55-4	217.017	nd (w, dil al)	169.8	sub 100			sl H ₂ O, ace; vs EtOH, eth
1234	3-Bromo-4-hydroxy-5-methoxybenzaldehyde		C ₉ H ₇ BrO ₃	2973-76-4	231.044	pl (HOAc), nd, pl (al)	167.0				i H ₂ O; s EtOH, DMSO; sl eth, bz
1235	1-Bromo-2-iodobenzene		C ₆ H ₄ BrI	583-55-1	282.904		9.5	257; 120 ¹⁵	2.2570 ²⁵	1.6618 ²⁵	i H ₂ O; sl EtOH, HOAc; s ace
1236	1-Bromo-3-iodobenzene		C ₆ H ₄ BrI	591-18-4	282.904	liq	-9.3	252; 120 ¹⁸			i H ₂ O; sl EtOH, HOAc
1237	1-Bromo-4-iodobenzene		C ₆ H ₄ BrI	589-87-7	282.904	pr or pl (eth-al)	92	252			i H ₂ O; sl EtOH, chl; s eth
1238	Bromiodomethane		CH ₂ BrI	557-68-6	220.835			139.5	2.926 ¹⁷	1.6410 ²⁰	vs chl
1239	1-Bromo-4-isocyanatobenzene	p-Bromophenyl isocyanate	C ₇ H ₄ BrNO	2493-02-9	198.017	nd		226			vs eth
1240	1-Bromo-4-isopropylbenzene		C ₉ H ₁₁ Br	586-61-8	199.087	liq	-22.5	218.7	1.3145 ²⁰	1.5569 ²⁰	i H ₂ O; s eth, bz, chl; sl ctc
1241	4-Bromoisquinoline		C ₉ H ₆ BrN	1532-97-4	208.055	cry (peth)	41.5	282.5			vs eth
1242	Bromomethane	Methyl bromide	CH ₃ Br	74-83-9	94.939	col gas	-93.68	3.5	1.6755 ²⁰	1.4218 ²⁰	sl H ₂ O; msc EtOH, eth, chl, CS ₂
1243	1-Bromo-2-methoxyethane		C ₃ H ₇ BrO	6482-24-2	138.991			110	1.4623 ²⁰	1.44753 ²⁰	
1244	Bromomethoxymethane		C ₂ H ₅ BrO	13057-17-5	124.964			87	1.5976 ²⁰	1.4562 ²⁰	
1245	2-Bromo-4-methylaniline		C ₇ H ₈ BrN	583-68-6	186.050	lf	26	240	1.510 ²⁰	1.5999 ²⁰	i H ₂ O; s EtOH, eth
1246	4-Bromo-2-methylaniline		C ₇ H ₈ BrN	583-75-5	186.050	cry (al)	59.5	240			sl H ₂ O, chl; s EtOH; vs eth, HOAc
1247	(Bromomethyl)benzene	Benzyl bromide	C ₇ H ₇ Br	100-39-0	171.035	liq	-1.5	201	1.4380 ²⁵	1.5752 ²⁰	i H ₂ O; msc EtOH, eth; s ctc
1248	4-(Bromomethyl)benzoic acid		C ₈ H ₇ BrO ₂	6232-88-8	215.045		226.3				
1249	3-(Bromomethyl)benzotrile		C ₈ H ₆ BrN	28188-41-2	196.045		96.5	130 ⁴			
1250	4-(Bromomethyl)benzotrile		C ₈ H ₆ BrN	17201-43-3	196.045		114				
1251	1-Bromo-2-methylbutane, DL		C ₆ H ₁₁ Br	5973-11-5	151.045			119	1.2205 ²⁰	1.4452 ²⁰	i H ₂ O; s EtOH, eth; vs chl
1252	1-Bromo-3-methylbutane	Isopentyl bromide	C ₆ H ₁₁ Br	107-82-4	151.045	liq	-112	120.4	1.2071 ²⁰	1.4420 ²⁰	i H ₂ O; s EtOH, eth; sl ctc; vs chl
1253	2-Bromo-2-methylbutane	tert-Pentyl bromide	C ₆ H ₁₁ Br	507-36-8	151.045			108	1.197 ¹⁸	1.4421	
1254	3-Bromo-3-methylbutanoic acid	β-Bromoisovaleric acid	C ₆ H ₉ BrO ₂	5798-88-9	181.028	nd (lig)	74				vs bz, eth, EtOH
1255	1-Bromo-3-methyl-2-butene		C ₆ H ₉ Br	870-63-3	149.029			dec 131; 50 ⁴⁰	1.2930 ¹⁵	1.4930 ¹⁵	vs ace, bz, eth, EtOH
1256	1-(Bromomethyl)-2-chlorobenzene		C ₇ H ₆ BrCl	611-17-6	205.480			109 ¹⁰			
1257	(Bromomethyl)chlorodimethylsilane		C ₃ H ₆ BrClSi	16532-02-8	187.539			131	1.375 ²⁵	1.4630 ²⁵	
1258	1-Bromo-3-methylcyclohexane	3-Methylcyclohexyl bromide	C ₇ H ₁₃ Br	13905-48-1	177.082			181; 60 ¹¹	1.2676 ¹⁵	1.4979 ²⁰	i H ₂ O; vs eth; s bz
1259	(Bromomethyl)cyclohexane		C ₇ H ₁₃ Br	2550-36-9	177.082			76 ²⁶	1.283 ²⁰	1.4907 ²⁰	vs bz, eth, chl
1260	1-(Bromomethyl)-3-fluorobenzene		C ₇ H ₆ BrF	456-41-7	189.025			88 ²⁰		1.5474 ²⁰	
1261	3-(Bromomethyl)heptane		C ₈ H ₁₇ Br	18908-66-2	193.125			67 ¹⁰			



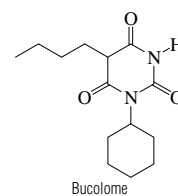
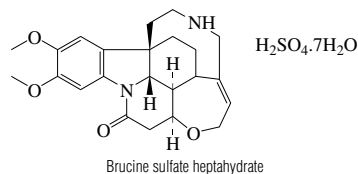
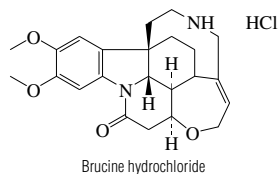
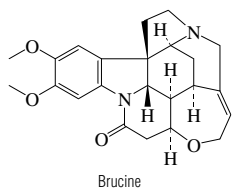
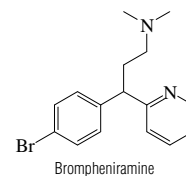
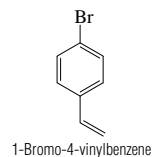
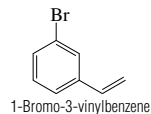
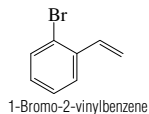
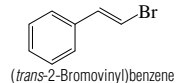
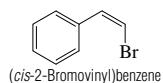
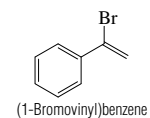
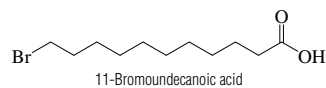
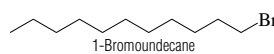
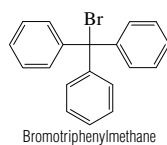
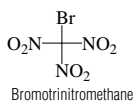
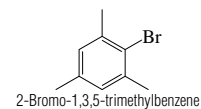
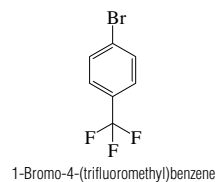
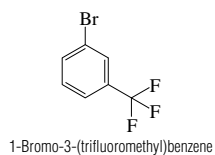
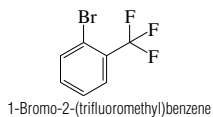
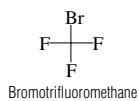
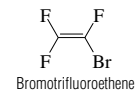
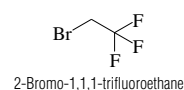
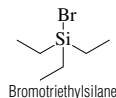
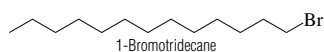
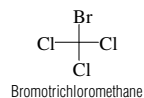
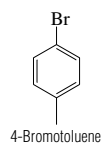
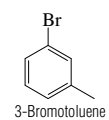
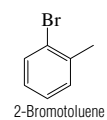
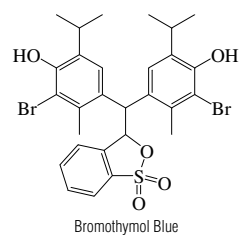
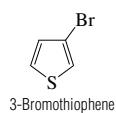
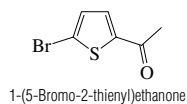
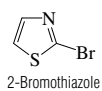
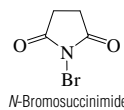
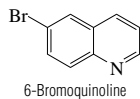
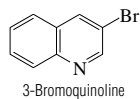
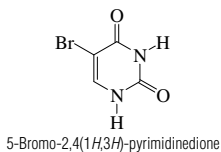
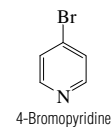
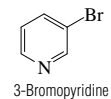
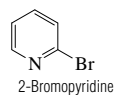
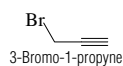
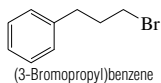
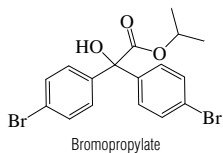
No.	Name	Synonym	Mol. Form.	CAS RN	Mol. Wt.	Physical Form	mp/°C	bp/°C	den/ g cm ⁻³	n _D	Solubility
1262	1-(Bromomethyl)-2-methylbenzene		C ₈ H ₉ Br	89-92-9	185.061	pr	21	217; 108 ¹⁶	1.3811 ²³	1.5730 ²⁰	i H ₂ O; s EtOH, eth, ace, bz
1263	1-(Bromomethyl)-3-methylbenzene		C ₈ H ₉ Br	620-13-3	185.061			212.5	1.3711 ²³	1.5660 ²⁰	i H ₂ O; vs EtOH, eth
1264	1-(Bromomethyl)-4-methylbenzene		C ₈ H ₉ Br	104-81-4	185.061	nd (al)	35	220	1.324 ²⁵		i H ₂ O; s EtOH; vs eth, chl
1265	1-(Bromomethyl)naphthalene		C ₁₁ H ₉ Br	3163-27-7	221.093	cry (peth, al)	56	183 ¹⁶ , 167 ¹⁰			vs ace, bz, eth, EtOH
1266	2-(Bromomethyl)naphthalene		C ₁₁ H ₉ Br	939-26-4	221.093	lf (al)	56	213 ¹⁰⁰ , 167 ¹⁴			s EtOH, eth, chl, HOAc
1267	1-(Bromomethyl)-3-nitrobenzene		C ₇ H ₆ BrNO ₂	3958-57-4	216.033	nd or pl (al)	59.3	162 ¹³			i H ₂ O; s EtOH
1268	1-(Bromomethyl)-4-nitrobenzene		C ₇ H ₆ BrNO ₂	100-11-8	216.033	nd (al)	99.5				sl H ₂ O, chl; vs EtOH, eth; s HOAc
1269	2-(Bromomethyl)-4-nitrophenol		C ₇ H ₆ BrNO ₃	772-33-8	232.032		148				
1270	(Bromomethyl)oxirane, (±)		C ₃ H ₅ BrO	82584-73-4	136.975	liq	-40	137	1.615 ¹⁴	1.4841 ²⁰	i H ₂ O; s EtOH, eth, bz, chl
1271	1-Bromo-2-methylpentane	2-Methylpentyl bromide	C ₆ H ₁₃ Br	25346-33-2	165.071			141	1.1624 ²⁰	1.4495 ²⁰	vs eth, chl
1272	1-Bromo-4-methylpentane		C ₆ H ₁₃ Br	626-88-0	165.071			145	1.1683 ²⁰	1.4490	vs eth, chl
1273	2-Bromo-2-methylpentane		C ₆ H ₁₃ Br	4283-80-1	165.071			142.5; 70 ¹⁰⁰		1.442 ²³	vs eth, chl
1274	3-Bromo-3-methylpentane		C ₆ H ₁₃ Br	25346-31-0	165.071			130; 76 ¹⁰⁰	1.1835 ²⁰	1.4525 ²⁰	vs eth, chl
1275	2-Bromo-4-methylphenol		C ₇ H ₇ BrO	6627-55-0	187.034	nd (peth)	56.5	213.5	1.5422 ²⁵	1.5772 ²⁰	sl H ₂ O; s EtOH, bz, chl
1276	1-(Bromomethyl)-3-phenoxybenzene	3-Phenoxybenzyl bromide	C ₁₃ H ₁₁ BrO	51632-16-7	263.129	oil					
1277	2-Bromo-1-(4-methylphenyl)ethanone		C ₉ H ₉ BrO	619-41-0	213.070	nd or lf (al)	51	157 ¹⁴			vs eth, EtOH
1278	<i>N</i> -(Bromomethyl)phthalimide	2-(Bromomethyl)-1 <i>H</i> -isoindole-1,3(2 <i>H</i>)-dione	C ₉ H ₆ BrNO ₂	5332-26-3	240.054	pr (chl, bz)	151.5				s ace; sl bz, chl; vs AcOEt
1279	1-Bromo-2-methylpropane	Isobutyl bromide	C ₄ H ₉ Br	78-77-3	137.018	liq	-119	91.1	1.272 ¹⁵	1.4348 ²⁰	i H ₂ O; vs EtOH, eth, ace, chl, bz; s ctc
1280	2-Bromo-2-methylpropane	<i>tert</i> -Butyl bromide	C ₄ H ₉ Br	507-19-7	137.018	liq	-16.2	73.3	1.4278 ²⁰	1.4278 ²⁰	i H ₂ O; sl ctc
1281	2-Bromo-2-methylpropanoic acid	α -Bromoisobutyric acid	C ₄ H ₇ BrO ₂	2052-01-9	167.002	cry (peth)	48.5	199; 115 ²⁴	1.4969 ⁶⁰		
1282	2-Bromo-2-methylpropanoyl bromide		C ₄ H ₆ Br ₂ O	20769-85-1	229.898			163	1.4067 ¹⁴		vs ace, CS ₂
1283	1-Bromo-2-methylpropene		C ₄ H ₇ Br	3017-69-4	135.003			91	1.336 ²⁰		
1284	3-Bromo-2-methylpropene		C ₄ H ₇ Br	1458-98-6	135.003			95	1.313 ²⁰		
1285	2-(Bromomethyl)tetrahydrofuran		C ₅ H ₉ BrO	1192-30-9	165.028			170; 70 ²²	1.4679 ²⁰	1.4850 ²⁰	s EtOH, eth
1286	(Bromomethyl)trimethylsilane		C ₄ H ₁₁ BrSi	18243-41-9	167.120			116.5	1.170 ²⁵	1.4460 ²⁰	
1287	1-Bromonaphthalene	1-Naphthyl bromide	C ₁₀ H ₇ Br	90-11-9	207.067	oily liq	6.1	281	1.4785 ²⁰	1.658 ²⁰	s H ₂ O, ace; msc EtOH, eth, bz; sl ctc
1288	2-Bromonaphthalene		C ₁₀ H ₇ Br	580-13-2	207.067	pl or orth lf (al)	55.9	281.5	1.605 ²⁵	1.6382 ²⁰	i H ₂ O; s EtOH, eth, bz, CS ₂ ; sl ctc
1289	4-Bromo-1,8-naphthalenedicarboxylic anhydride		C ₁₂ H ₆ BrO ₃	81-86-7	277.070		222				
1290	1-Bromo-2-naphthol	1-Bromo- β -naphthol	C ₁₀ H ₇ BrO	573-97-7	223.066	orth pr (bz-lig) nd (HOAc)	84	130			i H ₂ O; s EtOH, eth, bz; sl chl; vs HOAc
1291	4-Bromo-2-nitroaniline		C ₆ H ₆ BrN ₂ O ₂	875-51-4	217.020	oran-ye nd (w)	111.5	sub			vs EtOH
1292	1-Bromo-2-nitrobenzene		C ₆ H ₄ BrNO ₂	577-19-5	202.006	pa ye (al)	43	258	1.6245 ⁶⁰		i H ₂ O; vs EtOH; s eth, ace, bz; sl chl
1293	1-Bromo-3-nitrobenzene		C ₆ H ₄ BrNO ₂	585-79-5	202.006	orth	56	265	1.7036 ²⁰	1.5979 ²⁰	sl H ₂ O; s EtOH, eth, bz
1294	1-Bromo-4-nitrobenzene	<i>p</i> -Nitrobromobenzene	C ₆ H ₄ BrNO ₂	586-78-7	202.006	orth or mcl pr (al)	127	256	1.948 ²⁵		i H ₂ O; s EtOH, eth, bz; sl chl
1295	Bromonitromethane		CH ₂ BrNO ₂	563-70-2	139.937			149; 71 ⁴⁰		1.4880 ²⁰	vs EtOH
1296	2-Bromo-2-nitro-1,3-propanediol	Bronopol	C ₃ H ₅ BrNO ₄	52-51-7	199.989		131.5				
1297	1-Bromononane		C ₉ H ₁₉ Br	693-58-3	207.151	liq	-29.0	221.4; 88 ⁴	1.0845 ²⁵	1.4522 ²⁵	
1298	1-Bromooctadecane		C ₁₈ H ₃₇ Br	112-89-0	333.391	cry (al)	28.2	362; 210 ¹⁰	0.9848 ²⁰	1.4631 ²⁰	i H ₂ O; s EtOH, eth; sl ctc
1299	1-Bromooctane	Octyl bromide	C ₈ H ₁₇ Br	111-83-1	193.125	liq	-55.0	200.8	1.1072 ²⁵	1.4503 ²⁵	i H ₂ O; msc EtOH, eth; sl ctc
1300	2-Bromooctane, (±)		C ₈ H ₁₇ Br	60251-57-2	193.125			188.5	1.0878 ²⁵	1.4442 ²⁵	i H ₂ O; msc EtOH, eth
1301	8-Bromooctanoic acid		C ₈ H ₁₅ BrO ₂	17696-11-6	223.108	nd (peth)	38.5	147 ²			vs bz, eth, EtOH
1302	1-Bromopentadecane		C ₁₅ H ₃₁ Br	629-72-1	291.311		19	322	1.0675 ²⁰	1.4611 ²⁰	i H ₂ O; s ace; vs chl



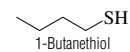
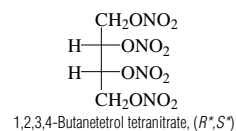
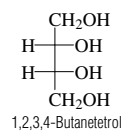
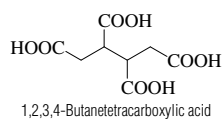
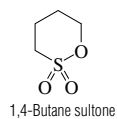
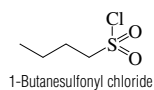
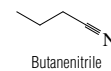
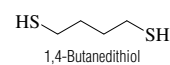
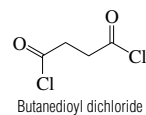
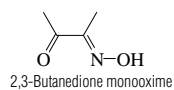
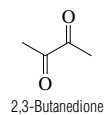
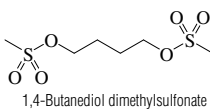
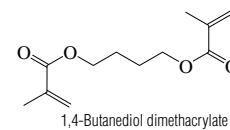
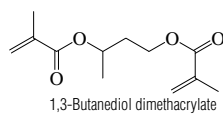
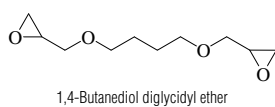
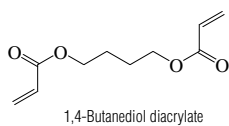
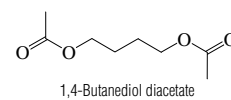
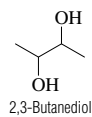
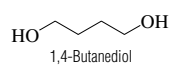
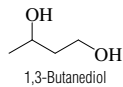
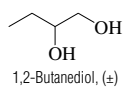
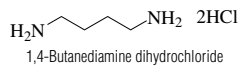
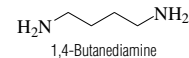
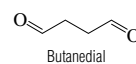
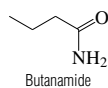
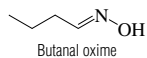
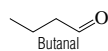
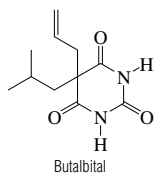
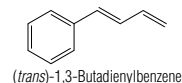
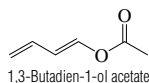
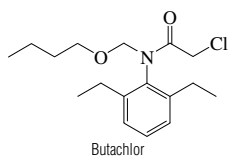
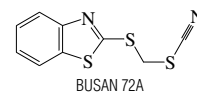
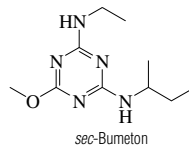
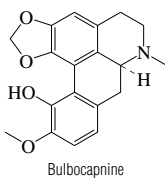
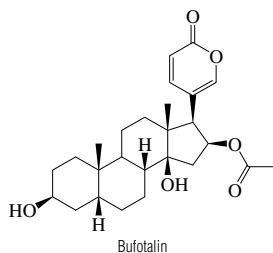
No.	Name	Synonym	Mol. Form.	CAS RN	Mol. Wt.	Physical Form	mp/°C	bp/°C	den/ g cm ⁻³	n _D	Solubility
1303	Bromopentafluorobenzene		C ₆ BrF ₅	344-04-7	246.960	liq	-31	137	1.981 ²⁵	1.4490 ²⁰	
1304	Bromopentafluoroethane		C ₂ BrF ₅	354-55-2	198.917	col gas		-21	1.8098 ²⁵		
1305	1-Bromopentane	Pentyl bromide	C ₅ H ₁₁ Br	110-53-2	151.045	liq	-88.0	129.8	1.2182 ²⁰	1.4447 ²⁰	i H ₂ O; s EtOH, bz, chl; sl ctc; msc eth
1306	2-Bromopentane		C ₅ H ₁₁ Br	107-81-3	151.045	liq	-95.5	117.4	1.2075 ²⁰	1.4413 ²⁰	vs bz, eth, EtOH, chl
1307	3-Bromopentane		C ₅ H ₁₁ Br	1809-10-5	151.045	liq	-126.2	118.6	1.214 ²⁰	1.4441 ²⁰	i H ₂ O; s EtOH, eth, bz, chl
1308	5-Bromopentanenitrile		C ₅ H ₉ BrN	5414-21-1	162.029			111 ¹² , 103 ¹⁰	1.3989 ²⁰	1.4780 ²⁰	
1309	5-Bromopentanoic acid		C ₅ H ₉ BrO ₂	2067-33-6	181.028		40.0	142 ¹³			s chl
1310	5-Bromo-1-pentene		C ₅ H ₉ Br	1119-51-3	149.029			125.5	1.2581 ²⁰	1.4640 ²⁰	
1311	9-Bromophenanthrene	9-Phenanthryl bromide	C ₁₄ H ₉ Br	573-17-1	257.125	pr (al)	64.5	>360	1.4093 ¹⁰		i H ₂ O; s EtOH, eth, CS ₂ ; sl chl
1312	2-Bromophenol		C ₆ H ₆ BrO	95-56-7	173.007		5.6	194.5	1.4924 ²⁰	1.589 ²⁰	sl H ₂ O, chl; s EtOH, eth, alk
1313	3-Bromophenol		C ₆ H ₆ BrO	591-20-8	173.007		33	236.5			sl H ₂ O, ctc; vs EtOH, eth; s chl, alk
1314	4-Bromophenol		C ₆ H ₆ BrO	106-41-2	173.007		66.4	238	1.840 ¹⁵		s H ₂ O, chl; vs EtOH, eth
1315	Bromophenol Blue	Bromphenol Blue	C ₁₉ H ₁₀ Br ₄ O ₅ S	115-39-9	669.960	hex pr (HOAc-ace)	279 dec				sl H ₂ O; s EtOH, bz, HOAc
1316	1-Bromo-4-phenoxybenzene	4-Bromophenyl phenyl ether	C ₁₂ H ₉ BrO	101-55-3	249.102		18.72	126 ^{3,5}	1.6088 ²⁰	1.6084 ²⁰	i H ₂ O; s eth, ctc
1317	(4-Bromophenoxy)trimethylsilane		C ₉ H ₁₃ BrOSi	17878-44-3	245.188			126 ²⁵	1.2619 ²⁰	1.5145 ²⁰	
1318	<i>N</i> -(4-Bromophenyl)acetamide	<i>p</i> -Bromoacetanilide	C ₈ H ₈ BrNO	103-88-8	214.060	nd (60% al)	168		1.717 ²⁵		i H ₂ O; s EtOH, chl; sl eth, bz
1319	1-(3-Bromophenyl)ethanone		C ₈ H ₇ BrO	2142-63-4	199.045		7.5	133 ¹⁹		1.5755 ²⁰	i H ₂ O; s ace, bz
1320	1-(4-Bromophenyl)ethanone	<i>p</i> -Bromoacetophenone	C ₈ H ₇ BrO	99-90-1	199.045	lf (al)	50.5	257; 130 ¹¹	1.647 ²⁵	1.647	i H ₂ O; s EtOH, eth, bz, ctc, HOAc
1321	(4-Bromophenyl)hydrazine	(<i>p</i> -Bromophenyl)hydrazine	C ₈ H ₈ BrN ₂	589-21-9	187.037	nd (w), lf (lig), cry (al)	108				vs eth, EtOH, lig
1322	2-(4-Bromophenyl)-1 <i>H</i> -indene-1,3(2 <i>H</i>)-dione	Bromindione	C ₁₅ H ₆ BrO ₂	1146-98-1	301.135	cry (lig)	138				
1323	(4-Bromophenyl)phenylmethanone		C ₁₃ H ₉ BrO	90-90-4	261.113	lf (al)	82.5	350			i H ₂ O; sl EtOH, eth, bz, peth
1324	2-Bromo-1-phenyl-1-propanone		C ₉ H ₉ BrO	2114-00-3	213.070			247.5	1.4298 ²⁰	1.5720 ²⁰	i H ₂ O; s EtOH, eth, ace, bz, ctc
1325	Bromophos		C ₆ H ₆ BrCl ₂ PS	2104-96-3	317.999	ye cry	54	141 ^{0,01}			sl H ₂ O; s eth, ctc, tol
1326	Bromophos-ethyl		C ₁₀ H ₁₂ BrCl ₂ O ₃ PS	4824-78-6	394.049	pale-ye liq		122 ^{0,004}			
1327	1-Bromopropane	Propyl bromide	C ₃ H ₇ Br	106-94-5	122.992	liq	-110.3	71.1	1.3537 ²⁰	1.4343 ²⁰	sl H ₂ O; s EtOH, eth, ace, bz, chl, ctc
1328	2-Bromopropane	Isopropyl bromide	C ₃ H ₇ Br	75-26-3	122.992	liq	-89.0	59.5	1.3140 ²⁰	1.4251 ²⁰	sl H ₂ O; s ace, bz, chl; msc EtOH, eth
1329	3-Bromopropanenitrile		C ₃ H ₅ BrN	2417-90-5	133.975			92 ²⁵ , 69 ⁷	1.6152 ²⁰	1.4800 ²⁰	vs EtOH, eth; sl ctc
1330	2-Bromopropanoic acid, (±)		C ₃ H ₅ BrO ₂	10327-08-9	152.975	pr	25.7	203.5	1.7000 ²⁰	1.4753 ²⁰	vs H ₂ O, EtOH, eth; sl chl
1331	3-Bromopropanoic acid	<i>β</i> -Bromopropionic acid	C ₃ H ₅ BrO ₂	590-92-1	152.975	pl (CCl ₄)	62.5	141 ⁴⁵	1.48 ²⁵		s H ₂ O, EtOH, eth, bz, chl
1332	3-Bromo-1-propanol		C ₃ H ₇ BrO	627-18-9	138.991			105 ¹⁸⁵ , 80 ²²	1.5374 ²⁰	1.4834 ²⁵	s H ₂ O; msc EtOH, eth
1333	1-Bromo-2-propanol		C ₃ H ₇ BrO	19686-73-8	138.991			146.5	1.5585 ³⁰	1.4801 ²⁰	s H ₂ O; vs EtOH, eth
1334	2-Bromopropanoyl bromide		C ₃ H ₄ Br ₂ O	563-76-8	215.871			153	2.0611 ¹⁶		
1335	2-Bromopropanoyl chloride		C ₃ H ₄ BrClO	7148-74-5	171.420			132	1.697 ¹¹	1.4780 ²⁰	s eth, chl; sl ctc
1336	<i>cis</i> -1-Bromopropene		C ₃ H ₅ Br	590-13-6	120.976	liq	-113	57.8	1.4291 ²⁰	1.4560 ²⁰	i H ₂ O; s eth, ace, chl
1337	<i>trans</i> -1-Bromopropene		C ₃ H ₅ Br	590-15-8	120.976			63.2			
1338	2-Bromopropene		C ₃ H ₅ Br	557-93-7	120.976	liq	-126	48.4	1.3965 ¹⁶	1.4467 ¹⁶	i H ₂ O; s eth, ace, chl
1339	3-Bromopropene	Allyl bromide	C ₃ H ₅ Br	106-95-6	120.976	liq	-119	70.1	1.398 ²⁰	1.4697 ²⁰	i H ₂ O; msc EtOH, eth; s ctc, chl, CS ₂
1340	(3-Bromo-1-propenyl)benzene		C ₉ H ₉ Br	4392-24-9	197.071	nd (al, eth)	34	130 ¹⁰	1.3428 ³⁰	1.613 ²⁰	vs EtOH
1341	(3-Bromopropoxy)benzene		C ₉ H ₁₁ BrO	588-63-6	215.086		10.7	127 ¹⁸	1.364 ¹⁶		vs eth
1342	3-Bromopropylamine hydrobromide	3-Bromo-1-propanamine hydrobromide	C ₃ H ₈ Br ₂ N	5003-71-4	218.918		171.5				



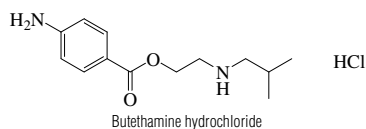
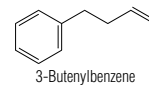
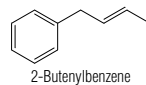
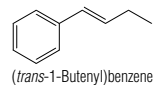
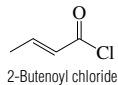
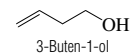
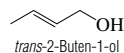
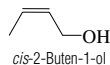
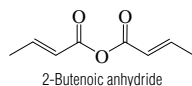
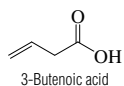
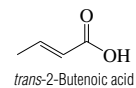
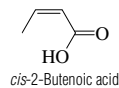
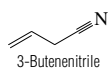
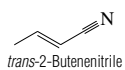
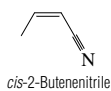
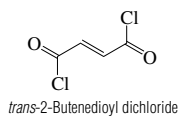
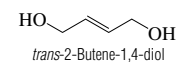
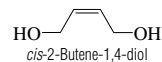
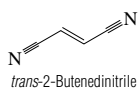
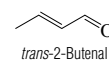
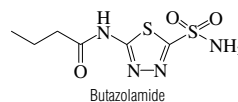
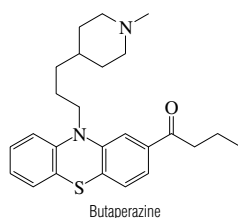
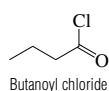
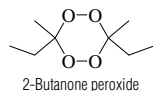
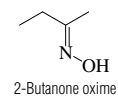
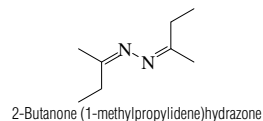
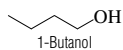
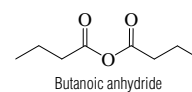
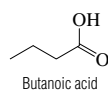
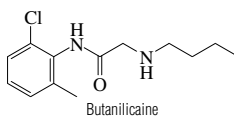
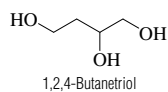
No.	Name	Synonym	Mol. Form.	CAS RN	Mol. Wt.	Physical Form	mp/°C	bp/°C	den/ g cm ⁻³	n _D	Solubility
1343	Bromopropylate	4,4'-Dibromobenzilic acid isopropyl ester	C ₁₇ H ₁₆ Br ₂ O ₃	18181-80-1	428.115		77		1.59 ²⁰		
1344	(3-Bromopropyl)benzene		C ₉ H ₁₁ Br	637-59-2	199.087			219.5; 117 ²⁵	1.3106 ²⁵	1.5440 ²⁵	i H ₂ O; vs eth
1345	3-Bromo-1-propyne	Propargyl bromide	C ₃ H ₃ Br	106-96-7	118.960			89	1.579 ¹⁹	1.4922 ²⁰	s EtOH, eth, bz, ctc, chl
1346	2-Bromopyridine		C ₅ H ₄ BrN	109-04-6	157.997	liq	-40.1	193; 75 ¹³	1.6337 ²⁰	1.5734 ²⁰	sl H ₂ O; s EtOH, eth, ctc
1347	3-Bromopyridine		C ₅ H ₄ BrN	626-55-1	157.997	liq	-27.3	173; 69 ¹⁸	1.645 ⁰	1.5694 ²⁰	s H ₂ O; vs EtOH, eth
1348	4-Bromopyridine		C ₅ H ₄ BrN	1120-87-2	157.997		0.5	29 ^{9,4}	1.6450 ⁰	1.5694 ²⁰	s ace, bz
1349	5-Bromo-2,4(1 <i>H</i> ,3 <i>H</i>)-pyrimidinedione	5-Bromouracil	C ₄ H ₃ BrN ₂ O ₂	51-20-7	190.983		310				
1350	3-Bromoquinoline		C ₈ H ₆ BrN	5332-24-1	208.055	ye oil	13.3	275		1.6641 ²⁰	s chl; vs HOAc
1351	6-Bromoquinoline		C ₈ H ₆ BrN	5332-25-2	208.055		24	281			s EtOH, eth, acid
1352	<i>N</i> -Bromosuccinimide		C ₄ H ₄ BrNO ₂	128-08-5	177.985	cry (bz)	174		2.098 ²⁵		sl H ₂ O, AcOEt, eth; vs ace; i hx
1353	1-Bromotetradecane		C ₁₄ H ₂₈ Br	112-71-0	277.284		5.6	307	1.0170 ²⁰	1.4603 ²⁰	vs ace, bz, EtOH
1354	2-Bromothiazole		C ₃ H ₂ BrNS	3034-53-5	164.024			171	1.82 ²⁵	1.5927 ²⁰	
1355	1-(5-Bromo-2-thienyl)ethanone		C ₆ H ₅ BrOS	5370-25-2	205.072	nd (al)	94.5	103 ⁴			sl EtOH; s ctc
1356	2-Bromothiophene	2-Thienyl bromide	C ₄ H ₃ BrS	1003-09-4	163.036			150	1.684 ²⁰	1.5868 ²⁰	i H ₂ O; vs eth, ace; s ctc
1357	3-Bromothiophene		C ₄ H ₃ BrS	872-31-1	163.036			159.5	1.735 ²⁰	1.5919 ²⁰	i H ₂ O; s ace, bz; sl chl
1358	Bromothymol Blue	Bromthymol Blue	C ₂₇ H ₂₆ Br ₂ O ₂ S	76-59-5	624.381		201				vs eth, EtOH
1359	2-Bromotoluene		C ₇ H ₇ Br	95-46-5	171.035	liq	-27.8	181.7	1.4232 ²⁰	1.5565 ²⁰	i H ₂ O; vs EtOH, eth, bz, msc ctc
1360	3-Bromotoluene		C ₇ H ₇ Br	591-17-3	171.035	liq	-39.8	183.7	1.4099 ²⁰	1.5510 ²⁰	i H ₂ O; s EtOH, ace, chl; msc eth; sl ctc
1361	4-Bromotoluene		C ₇ H ₇ Br	106-38-7	171.035	cry (al)	28.5	184.3	1.3959 ³⁵	1.5477 ²⁰	i H ₂ O; s EtOH, eth, ace, bz, chl; sl ctc
1362	Bromotrichloromethane		CBrCl ₃	75-62-7	198.274	liq	-5.65	105	2.012 ²⁵	1.5065 ²⁰	vs eth, EtOH
1363	1-Bromotridecane		C ₁₃ H ₂₇ Br	765-09-3	263.257		6.2	292	1.0234 ²⁵	1.4574 ²⁵	i H ₂ O; vs chl
1364	Bromotriethylsilane		C ₆ H ₁₅ BrSi	1112-48-7	195.173	liq	-49.3	163; 66 ²⁴	1.143 ²⁰	1.4561 ²⁰	
1365	2-Bromo-1,1,1-trifluoroethane		C ₂ H ₂ BrF ₃	421-06-7	162.936	vol liq or gas	-93.9	26	1.7881 ²⁰	1.3331 ²⁰	
1366	Bromotrifluoroethane		C ₂ BrF ₃	598-73-2	160.920	col gas		-2.5			
1367	Bromotrifluoromethane		CBrF ₃	75-63-8	148.910	col gas	-172	-57.8	1.5800 ²⁰		i H ₂ O; vs chl
1368	1-Bromo-2-(trifluoromethyl)benzene		C ₇ H ₅ BrF ₃	392-83-6	225.006			167.5	1.652 ²⁵	1.4817 ²⁰	
1369	1-Bromo-3-(trifluoromethyl)benzene		C ₇ H ₅ BrF ₃	401-78-5	225.006		1	151.5	1.613 ²⁵	1.4716 ²⁰	
1370	1-Bromo-4-(trifluoromethyl)benzene		C ₇ H ₅ BrF ₃	402-43-7	225.006			160	1.607 ²⁵	1.4705 ²⁵	
1371	2-Bromo-1,3,5-trimethylbenzene		C ₉ H ₁₁ Br	576-83-0	199.087	liq	-1	225	1.3191 ¹⁰	1.5510 ²⁰	i H ₂ O; vs eth; s bz; sl ctc
1372	Bromotrinitromethane		CBrN ₃ O ₆	560-95-2	229.931		17.5	56 ¹⁰	2.0312 ²⁰	1.4808 ²⁰	vs EtOH, chl
1373	Bromotriphenylmethane	Triphenylmethyl bromide	C ₁₉ H ₁₅ Br	596-43-0	323.226		153	230 ¹⁵	1.5500 ²⁰		
1374	1-Bromoundecane		C ₁₁ H ₂₃ Br	693-67-4	235.205	liq	-9.7	258.8	1.0494 ²⁵	1.4552 ²⁵	sl ctc
1375	11-Bromoundecanoic acid		C ₁₁ H ₂₁ BrO ₂	2834-05-1	265.188	nd (liq)	57	188 ¹⁸			vs ace, bz, eth, EtOH
1376	(1-Bromovinyl)benzene		C ₈ H ₇ Br	98-81-7	183.046		-44	86 ¹⁴ , 71 ³	1.4025 ²³	1.5881 ²⁰	
1377	<i>cis</i> -2-Bromovinylbenzene		C ₈ H ₇ Br	588-73-8	183.046		-7	55 ²	1.4322 ¹⁰	1.5990 ²²	
1378	<i>trans</i> -2-Bromovinylbenzene		C ₈ H ₇ Br	588-72-7	183.046		7	dec 219; 108 ²⁰	1.4269 ¹⁶	1.6093 ²⁰	i H ₂ O; msc EtOH, eth; s chl
1379	1-Bromo-2-vinylbenzene		C ₈ H ₇ Br	2039-88-5	183.046	liq	-52.8	209.2; 98 ²⁰	1.4160 ²⁰	1.5927 ²⁰	
1380	1-Bromo-3-vinylbenzene		C ₈ H ₇ Br	2039-86-3	183.046			92 ²⁰	1.4059 ²⁰	1.5933 ²⁰	
1381	1-Bromo-4-vinylbenzene		C ₈ H ₇ Br	2039-82-9	183.046		7.7	212; 103 ²⁰	1.3984 ²⁰	1.5947 ²⁰	i H ₂ O; vs chl; s HOAc
1382	Brompheniramine		C ₁₆ H ₁₈ BrN ₂	86-22-6	319.239	ye oily liq		150 ^{0,5}			s dil acid
1383	Brucine		C ₂₃ H ₂₆ N ₂ O ₄	357-57-3	394.463	mcl pr (w +4)	178				sl H ₂ O, eth, bz; vs EtOH, chl
1384	Brucine hydrochloride	2,3-Dimethoxystrychnidin-10-one, monohydrochloride	C ₂₃ H ₂₇ ClN ₂ O ₄	5786-96-9	430.924	pr					vs H ₂ O, EtOH
1385	Brucine sulfate heptahydrate	2,3-Dimethoxystrychnidin-10-one, sulfate, heptahydrate	C ₄₆ H ₆₈ N ₄ O ₁₉ S	60583-39-3	1013.113	nd (w)					s H ₂ O; sl EtOH, chl, tta; vs MeOH; i bz
1386	Bucolome	5-Butyl-1-cyclohexyl-2,4,6(1 <i>H</i> ,3 <i>H</i> ,5 <i>H</i>)-pyrimidinetrione	C ₁₄ H ₂₂ N ₂ O ₃	841-73-6	266.336	nd (MeOH)	84	186 ^{0,8}			



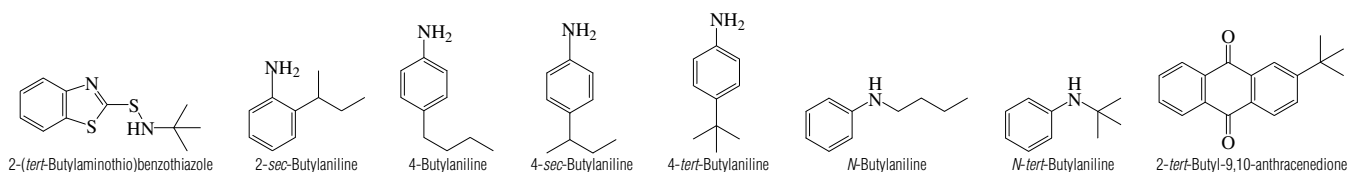
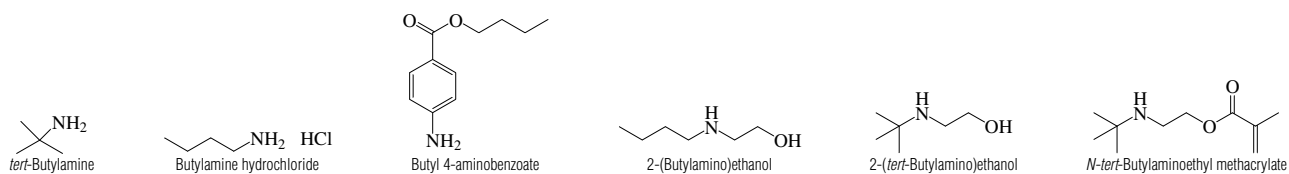
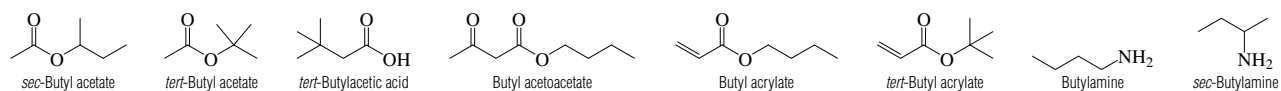
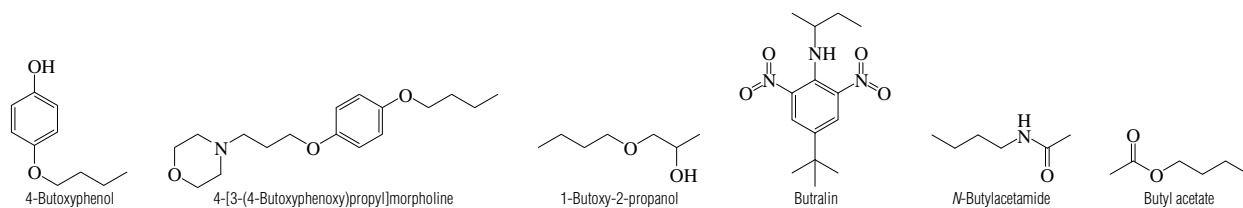
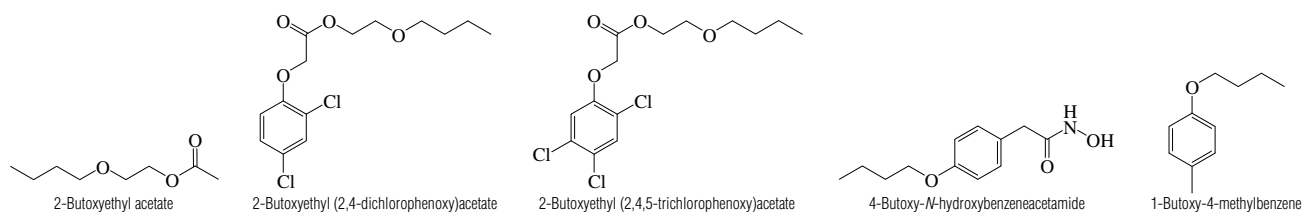
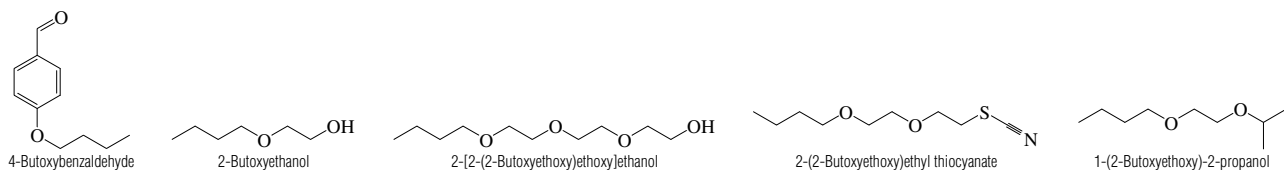
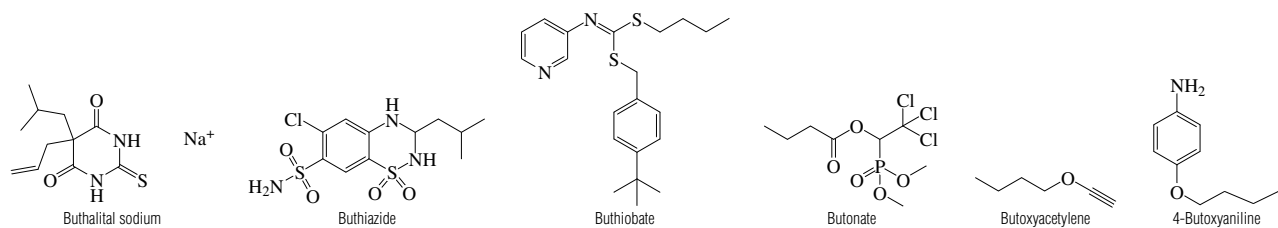
No.	Name	Synonym	Mol. Form.	CAS RN	Mol. Wt.	Physical Form	mp/°C	bp/°C	den/ g cm ⁻³	n _D	Solubility
1387	Bufotalin		C ₂₆ H ₃₆ O ₆	471-95-4	444.560	cry (+1 al)	223 dec				i H ₂ O; s EtOH, chl
1388	Bulbocapnine		C ₁₉ H ₁₉ NO ₄	298-45-3	325.359	pr (al)	199.5				i H ₂ O; s EtOH; vs chl
1389	sec-Bumeton	<i>N</i> -sec-Butyl- <i>N</i> '-ethyl-6-methoxy-1,3,5-triazine-2,4-diamine	C ₁₀ H ₁₉ N ₅ O	26259-45-0	225.291		87				
1390	BUSAN 72A	(2-Benzothiazolylthio)methyl thiocyanate	C ₉ H ₆ N ₂ S ₃	21564-17-0	238.352	liq		dec			
1391	Butachlor		C ₁₇ H ₂₆ ClNO ₂	23184-66-9	311.847		<-5	156 ⁵	1.070 ²⁵		
1392	1,2-Butadiene	Methylallene	C ₄ H ₆	590-19-2	54.091	vol liq or gas	-136.2	10.9	0.676 ⁰	1.4205 ¹	i H ₂ O; msc EtOH, eth; vs bz
1393	1,3-Butadiene	Divinyl	C ₄ H ₆	106-99-0	54.091	col gas	-108.91	-4.41	0.6149 ²⁵ (p>1 atm)	1.4292 ²⁵	i H ₂ O; s EtOH, eth, bz; vs ace
1394	1,3-Butadien-1-ol acetate		C ₆ H ₈ O ₂	1515-76-0	112.127			58 ⁴⁰	0.945 ²⁵	1.4690 ²⁰	
1395	(<i>trans</i>)-1,3-Butadienylbenzene		C ₁₀ H ₁₀	16939-57-4	130.186		2.3	76 ¹¹	0.9286 ²⁰	1.6089 ²⁵	i H ₂ O; s EtOH, eth, ace, bz
1396	1,3-Butadiyne	Diacetylene	C ₄ H ₂	460-12-8	50.059	vol liq or gas	-36.4	10.3	0.7364 ⁰	1.4189 ⁵	vs H ₂ O, eth, ace; s chl, EtOH
1397	Butalbitol	5-Isobutyl-5-allyl-2,4,6-(1 <i>H</i> ,3 <i>H</i> ,5 <i>H</i>)-pyrimidinetrione	C ₁₁ H ₁₆ N ₂ O ₃	77-26-9	224.256	pr	138.5				sl H ₂ O; s EtOH, eth, ace, chl; i lig
1398	Butanal	Butyraldehyde	C ₄ H ₈ O	123-72-8	72.106	liq	-96.86	74.8	0.8016 ²⁰	1.3843 ²⁰	s H ₂ O; msc EtOH; vs ace, bz; sl chl
1399	Butanal oxime		C ₄ H ₉ NO	110-69-0	87.120	liq	-29.5	154	0.923 ²⁰		vs H ₂ O, ace, bz; msc EtOH, eth; s chl
1400	Butanamide	Butyramide	C ₄ H ₉ NO	541-35-5	87.120	lf (bz)	114.8	216	0.8850 ²⁰	1.4087 ³⁰	sl H ₂ O, eth; i bz; s EtOH
1401	Butane		C ₄ H ₁₀	106-97-8	58.122	col gas	-138.3	-0.5	0.573 ²⁵ (p>1 atm)	1.3326 ²⁰	i H ₂ O; vs EtOH, eth, chl
1402	Butanedial		C ₄ H ₆ O ₂	638-37-9	86.090			dec 170; 58 ⁹	1.065 ²⁰	1.4262 ¹⁸	vs H ₂ O, ace, eth, EtOH
1403	1,4-Butanediamine	Putrescine	C ₄ H ₁₂ N ₂	110-60-1	88.151	lf	21.91	158.5	0.877 ²⁵	1.4969 ²⁰	s H ₂ O
1404	1,4-Butanediamine dihydrochloride		C ₄ H ₁₄ Cl ₂ N ₂	333-93-7	161.073	nd or lf (al, w)	280 dec	sub			vs H ₂ O, EtOH; i eth, bz, MeOH
1405	1,2-Butanediol, (±)		C ₄ H ₁₀ O ₂	26171-83-5	90.121			190.5	1.0024 ²⁰	1.4378 ²⁰	s H ₂ O, EtOH, ace
1406	1,3-Butanediol	1,3-Butylene glycol	C ₄ H ₁₀ O ₂	107-88-0	90.121		<-50	207.5	1.0053 ²⁰	1.4401 ²⁰	
1407	1,4-Butanediol	Tetramethylene glycol	C ₄ H ₁₀ O ₂	110-63-4	90.121		20.4	235	1.0171 ²⁰	1.4460 ²⁰	msc H ₂ O; s EtOH, DMSO; sl eth
1408	2,3-Butanediol		C ₄ H ₁₀ O ₂	6982-25-8	90.121	cry (eth)	7.6	182.5	1.0033 ²⁰	1.4310 ²⁵	msc H ₂ O, EtOH; s eth, ace, chl
1409	1,4-Butanediol diacetate		C ₈ H ₁₄ O ₄	628-67-1	174.195		12	229	1.0479 ¹⁵	1.4251 ¹⁵	
1410	1,4-Butanediol diacrylate		C ₁₀ H ₁₄ O ₄	1070-70-8	198.216			83 ^{3,3}	1.105 ²⁵		
1411	1,4-Butanediol diglycidyl ether	1,4-Bis(2,3-epoxypropoxy) butane	C ₁₀ H ₁₈ O ₄	2425-79-8	202.248			266; 155 ¹¹	1.1 ²⁵	1.4611 ²⁰	
1412	1,3-Butanediol dimethacrylate		C ₁₂ H ₁₈ O ₄	1189-08-8	226.269			290			vs ace, eth, EtOH, lig
1413	1,4-Butanediol dimethacrylate		C ₁₂ H ₁₈ O ₄	2082-81-7	226.269	liq		133 ⁴ , 76 ^{0,027}	1.025 ²⁰	1.4560 ²⁰	sl H ₂ O
1414	1,4-Butanediol dimethylsulfonate	Busulfan	C ₆ H ₁₄ O ₆ S ₂	55-98-1	246.301	cry	116				i H ₂ O; sl EtOH, ace
1415	2,3-Butanedione	Diacetyl	C ₄ H ₆ O ₂	431-03-8	86.090	liq	-1.2	88	0.9808 ¹⁸	1.3951 ²⁰	vs H ₂ O; msc EtOH, eth; s bz, ctc
1416	2,3-Butanedione monooxime		C ₄ H ₇ NO ₂	57-71-6	101.105	pr (chl), lf (w)	76.8	185.5			sl H ₂ O; vs EtOH, eth, chl; s alk
1417	Butanedioyl dichloride	Succinyl chloride	C ₄ H ₄ Cl ₂ O ₂	543-20-4	154.980	pl or lf	20	193.3	1.3748 ²⁰	1.4683 ²⁰	s eth, ace, bz
1418	1,4-Butanedithiol	Tetramethylenedithiol	C ₄ H ₁₀ S ₂	1191-08-8	122.252	liq	-53.9	195.5	1.0021 ⁰	1.5290 ²⁰	i H ₂ O; vs EtOH; sl ctc
1419	Butanenitrile	Propyl cyanide	C ₄ H ₇ N	109-74-0	69.106	liq	-111.9	117.6	0.7936 ²⁰	1.3842 ²⁰	sl H ₂ O, ctc; msc EtOH, eth; s bz
1420	1-Butanesulfonyl chloride		C ₄ H ₉ ClO ₂ S	2386-60-9	156.631			75 ¹⁰		1.4559 ²⁰	
1421	1,4-Butane sultone	1,2-Oxathiane 2,2-dioxide	C ₄ H ₈ O ₂ S	1633-83-6	136.170	liq	13.5	135 ⁴	1.331 ²⁰	1.4640 ²⁰	
1422	1,2,3,4-Butanetetra-carboxylic acid		C ₈ H ₁₀ O ₈	1703-58-8	234.160	lf (w) cry (ace)	236.5				vs H ₂ O, EtOH
1423	1,2,3,4-Butanetetrol	Erythritol	C ₄ H ₁₀ O ₄	149-32-6	122.120	bipym tetr pr	121.5	330.5	1.451 ²⁰		s H ₂ O; i eth, bz
1424	1,2,3,4-Butanetetrol tetranitrate, (<i>R</i> *, <i>S</i> *)	Erythrityl tetranitrate	C ₄ H ₆ N ₄ O ₁₂	7297-25-8	302.111		61				vs EtOH
1425	1-Butanethiol	Butyl mercaptan	C ₄ H ₁₀ S	109-79-5	90.187	liq	-115.7	98.5	0.8416 ²⁰	1.4440 ²⁰	sl H ₂ O, chl; vs EtOH, eth



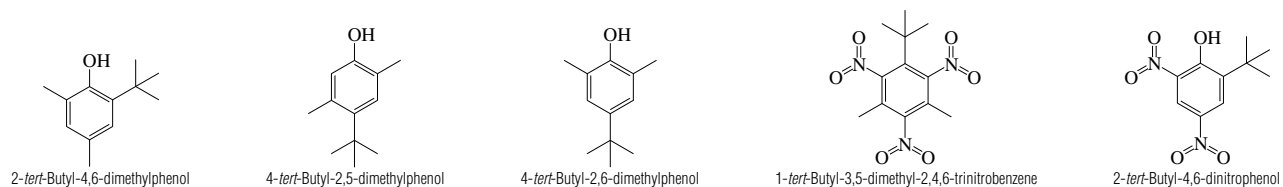
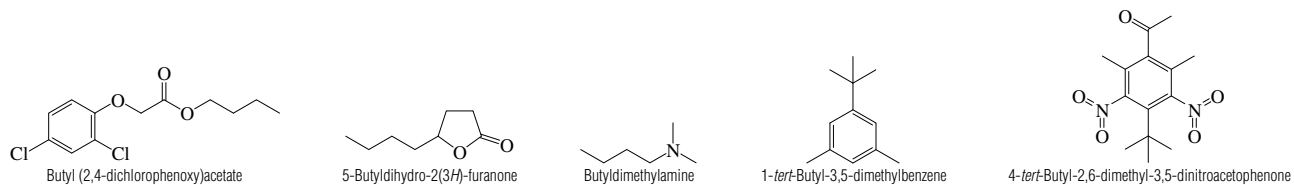
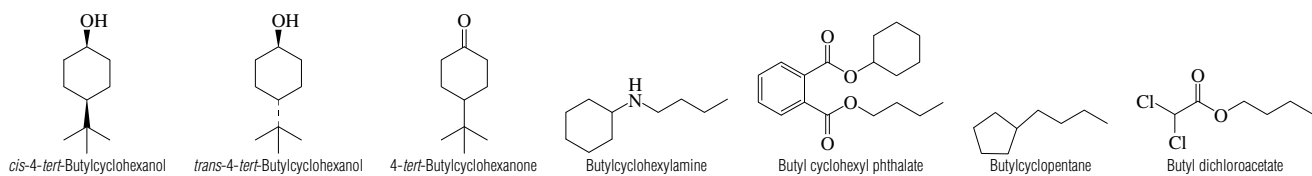
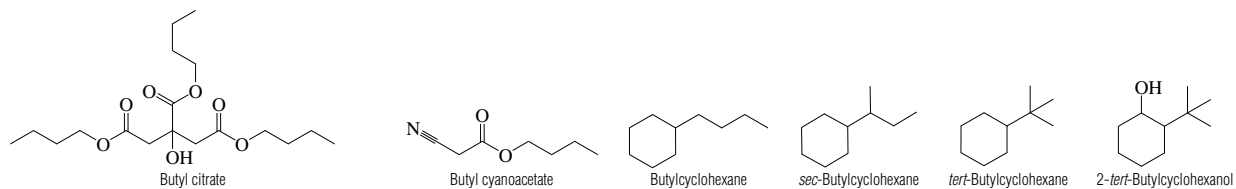
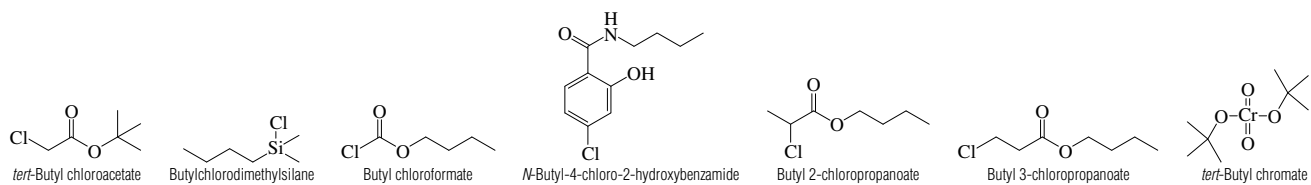
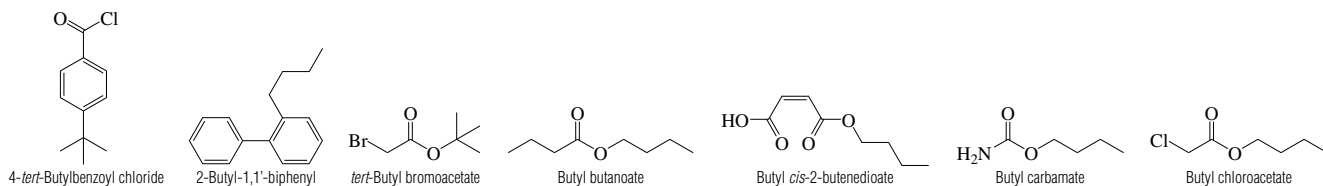
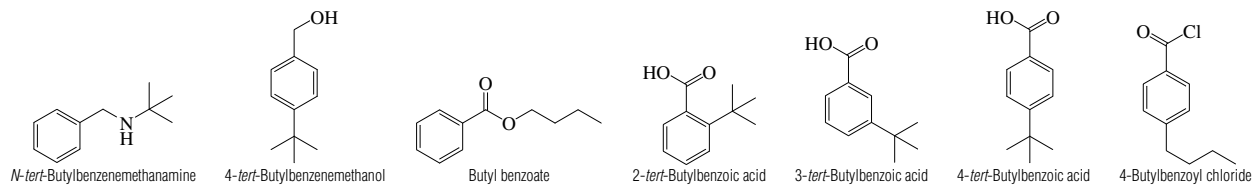
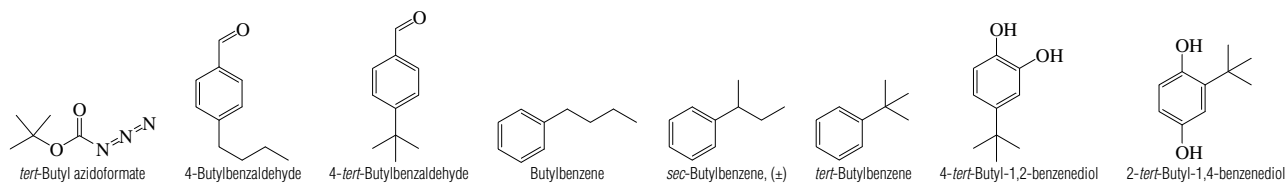
No.	Name	Synonym	Mol. Form.	CAS RN	Mol. Wt.	Physical Form	mp/°C	bp/°C	den/ g cm ⁻³	n _D	Solubility
1426	2-Butanethiol	sec-Butyl mercaptan	C ₄ H ₁₀ S	91840-99-2	90.187	liq	-165	85.0	0.8295 ²⁰	1.4366 ²⁰	s EtOH, eth, bz, peth; sl ctc
1427	1,2,4-Butanetriol		C ₄ H ₁₀ O ₃	3068-00-6	106.120			190 ¹⁸ , 172 ¹²	1.18 ²⁰	1.4688 ²⁰	vs H ₂ O, EtOH
1428	Butanilcaine	2-(Butylamino)-N-(2-chloro-6-methylphenyl)acetamide	C ₁₃ H ₁₉ ClN ₂ O	3785-21-5	254.755	cry	46	145 ^{0.001}			
1429	Butanoic acid	Butyric acid	C ₄ H ₈ O ₂	107-92-6	88.106	liq	-5.1	163.75	0.9528 ²⁵	1.3980 ²⁰	msc H ₂ O, EtOH, eth; sl ctc
1430	Butanoic anhydride	Butyric anhydride	C ₈ H ₁₄ O ₃	106-31-0	158.195	liq	-75	200	0.9668 ²⁰	1.4070 ²⁰	s eth; sl ctc
1431	1-Butanol	Butyl alcohol	C ₄ H ₁₀ O	71-36-3	74.121	liq	-88.6	117.73	0.8095 ²⁰	1.3988 ²⁰	s H ₂ O, bz; msc EtOH, eth; vs ace
1432	2-Butanol	sec-Butyl alcohol	C ₄ H ₁₀ O	78-92-2	74.121	liq	-88.5	99.51	0.8063 ²⁰	1.3978 ²⁰	vs H ₂ O; msc EtOH, eth; s bz, ctc
1433	2-Butanone	Methyl ethyl ketone	C ₄ H ₈ O	78-93-3	72.106	liq	-86.64	79.59	0.7999 ²⁵	1.3788 ²⁰	vs H ₂ O; msc EtOH, eth, ace, bz; s chl
1434	2-Butanone (1-methylpropylidene) hydrazone		C ₈ H ₁₆ N ₂	5921-54-0	140.226			171.5	0.8404 ²⁰	1.4511 ²⁰	
1435	2-Butanone oxime		C ₄ H ₉ NO	96-29-7	87.120	liq	-29.5	152.5	0.9232 ²⁰	1.4410 ²⁰	s H ₂ O, chl; msc EtOH, eth
1436	2-Butanone peroxide	Methyl ethyl ketone peroxide	C ₈ H ₁₆ O ₄	1338-23-4	176.211	col liq		exp 110			sl H ₂ O; misc os
1437	Butanoyl chloride	n-Butyryl chloride	C ₄ H ₇ ClO	141-75-3	106.551	liq	-89	102	1.0277 ²⁰	1.4121 ²⁰	msc eth
1438	Butaperazine		C ₂₄ H ₃₁ N ₃ OS	653-03-2	409.587			275 ^{0.05}			
1439	Butazolamide	N-[5-(Aminosulfonyl)-1,3,4-thiadiazol-2-yl]butanamide	C ₈ H ₁₀ N ₄ O ₂ S ₂	16790-49-1	250.298	cry	261 dec				
1440	trans-2-Butenal	trans-Crotonaldehyde	C ₄ H ₆ O	123-73-9	70.090	liq	-76	102.2	0.8516 ²⁰	1.4366 ²⁰	s H ₂ O, chl; vs EtOH, eth, ace; msc bz
1441	1-Butene	1-Butylene	C ₄ H ₈	106-98-9	56.107	col gas	-185.34	-6.26	0.588 ²⁵ (p>1 atm)	1.3962 ²⁰	i H ₂ O; vs EtOH, eth; s bz
1442	cis-2-Butene		C ₄ H ₈	590-18-1	56.107	col gas	-138.88	3.71	0.616 ²⁵ (p>1 atm)	1.3931 ⁻²⁵	i H ₂ O; vs EtOH, eth; s bz
1443	trans-2-Butene		C ₄ H ₈	624-64-6	56.107	col gas	-105.52	0.88	0.599 ²⁵ (p>1 atm)	1.3848 ⁻²⁵	s bz
1444	trans-2-Butenedinitrile		C ₄ H ₂ N ₂	764-42-1	78.072	nd (bz-peth)	96.8	186	0.9416 ¹¹¹	1.4349 ¹¹¹	s H ₂ O, EtOH, eth, ace, bz, chl; sl peth
1445	cis-2-Butene-1,4-diol		C ₄ H ₈ O ₂	6117-80-2	88.106		2.0	235	1.0698 ²⁰	1.4782 ²⁰	s H ₂ O; vs EtOH
1446	trans-2-Butene-1,4-diol		C ₄ H ₈ O ₂	821-11-4	88.106		25	131 ¹³	1.0700 ²⁰	1.4755 ²⁰	vs H ₂ O, EtOH
1447	trans-2-Butenediyl dichloride	Fumaric acid dichloride	C ₄ H ₂ Cl ₂ O ₂	627-63-4	152.964	pa ye lig		159	1.408 ²⁰	1.5004 ¹⁸	
1448	cis-2-Butenenitrile	Isocrotonitrile	C ₄ H ₇ N	1190-76-7	67.090	liq		107.4			
1449	trans-2-Butenenitrile	Crotonitrile	C ₄ H ₇ N	627-26-9	67.090	liq	-51.5	120	0.8239 ²⁰	1.4225 ²⁰	s eth, ace
1450	3-Butenenitrile	Allyl cyanide	C ₄ H ₇ N	109-75-1	67.090	liq	-87	119	0.8341 ²⁰	1.4060 ²⁰	sl H ₂ O; msc EtOH, eth
1451	cis-2-Butenoic acid	Isocrotonic acid	C ₄ H ₆ O ₂	503-64-0	86.090	nd or pr (peth)	15	169	1.0267 ²⁰	1.4450 ²⁰	vs H ₂ O; s EtOH
1452	trans-2-Butenoic acid	Crotonic acid	C ₄ H ₆ O ₂	107-93-7	86.090	mcl pr or nd (w, lig)	71.5	184.7	0.9604 ⁷⁷	1.4249 ⁷⁷	vs H ₂ O, EtOH; s eth, ace, lig
1453	3-Butenoic acid		C ₄ H ₆ O ₂	625-38-7	86.090	liq	-35	169	1.0091 ²⁰	1.4239 ²⁰	s H ₂ O; msc EtOH, eth
1454	2-Butenoic anhydride	Crotonic acid anhydride	C ₈ H ₁₀ O ₃	623-68-7	154.163			247; 129 ¹⁹	1.0397 ²⁰	1.4745 ²⁰	vs eth
1455	cis-2-Buten-1-ol	cis-Crotyl alcohol	C ₄ H ₈ O	4088-60-2	72.106			123	0.8662 ²⁰	1.4342 ²⁵	s H ₂ O
1456	trans-2-Buten-1-ol	trans-Crotyl alcohol	C ₄ H ₈ O	504-61-0	72.106		<-30	121.2	0.8521 ²⁰	1.4288 ²⁰	vs H ₂ O; msc EtOH, eth; s chl
1457	3-Buten-1-ol		C ₄ H ₈ O	627-27-0	72.106			113.5	0.8424 ²⁰	1.4224 ²⁰	s H ₂ O, ace; msc EtOH, eth; sl chl
1458	3-Buten-2-ol		C ₄ H ₈ O	598-32-3	72.106			97			
1459	3-Buten-2-one	Methyl vinyl ketone	C ₄ H ₆ O	78-94-4	70.090			81.4	0.864 ²⁰	1.4081 ²⁰	s H ₂ O, EtOH, bz; vs eth, ace; sl ctc
1460	2-Butenoyl chloride		C ₄ H ₇ ClO	10487-71-5	104.535			124.5	1.0905 ²⁰	1.460 ¹⁸	vs ace
1461	(trans-1-Butenyl)benzene		C ₁₀ H ₁₂	1005-64-7	132.202	liq	-43.1	198.7	0.9019 ²⁰	1.5420 ²⁰	i H ₂ O; s EtOH, eth, bz, ctc
1462	2-Butenylbenzene		C ₁₀ H ₁₂	1560-06-1	132.202			176	0.8831 ²⁰	1.5101 ²⁰	
1463	3-Butenylbenzene		C ₁₀ H ₁₂	768-56-9	132.202	liq	-70	177	0.8831 ²⁰	1.5059 ²⁰	i H ₂ O; s eth, bz
1464	1-Buten-3-yne	Vinylacetylene	C ₄ H ₄	689-97-4	52.075	col gas		5.1	0.7094 ⁰	1.4161 ¹	i H ₂ O; s bz
1465	Butethamine hydrochloride	2-Isobutylaminoethyl 4-aminobenzoate	C ₁₃ H ₂₁ ClN ₂ O ₂	553-68-4	272.771	cry	194				s H ₂ O; sl EtOH, bz, chl; i eth



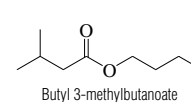
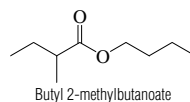
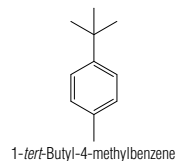
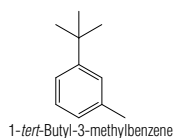
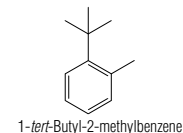
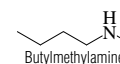
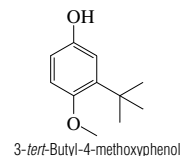
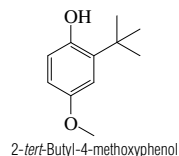
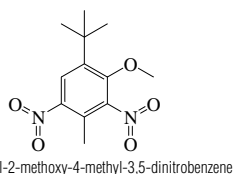
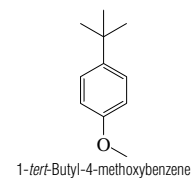
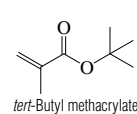
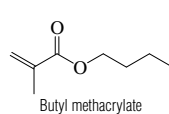
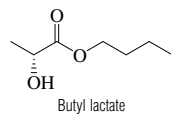
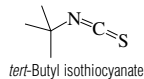
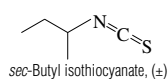
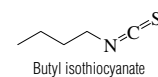
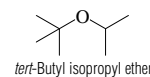
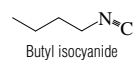
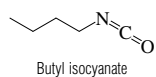
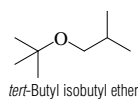
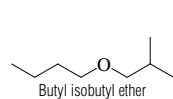
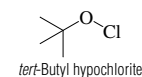
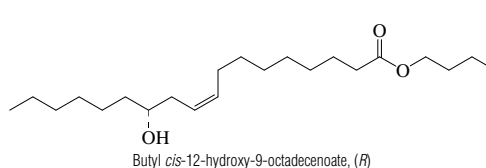
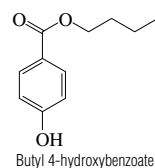
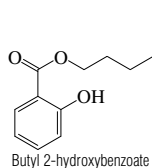
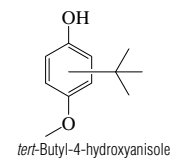
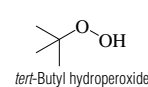
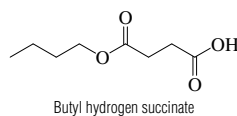
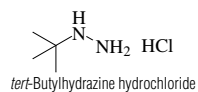
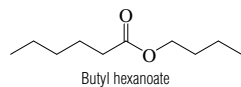
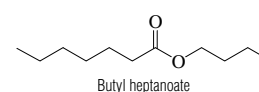
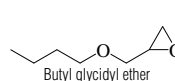
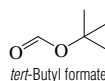
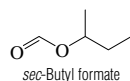
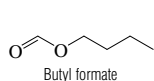
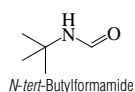
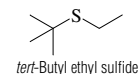
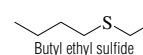
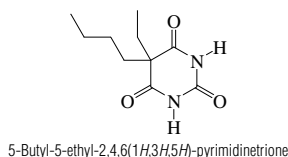
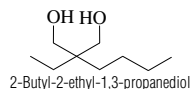
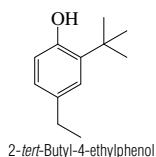
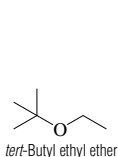
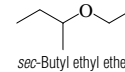
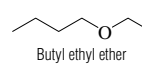
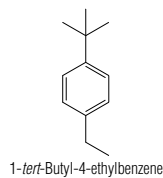
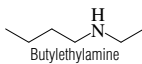
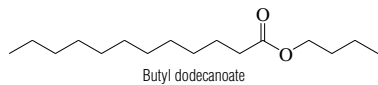
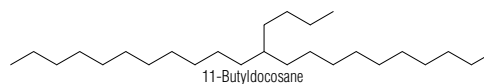
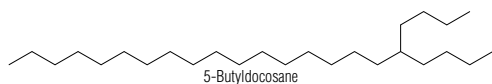
No.	Name	Synonym	Mol. Form.	CAS RN	Mol. Wt.	Physical Form	mp/°C	bp/°C	den/ g cm ⁻³	n _D	Solubility
1466	Buthalital sodium		C ₁₁ H ₁₅ N ₂ NaO ₂ S	510-90-7	262.304						vs H ₂ O; sl EtOH; i eth, bz
1467	Buthiazide		C ₁₁ H ₁₆ ClN ₃ O ₄ S ₂	2043-38-1	353.846		221.5				
1468	Buthiobate	Denmert	C ₂₁ H ₂₈ N ₂ S ₂	51308-54-4	372.590	ye oil	32		1.0865 ²⁵	1.596 ²⁶	i H ₂ O; s os
1469	Butonate		C ₈ H ₁₄ Cl ₃ O ₃ P	126-22-7	327.527			129 ^{0.5}			
1470	Butoxyacetylene		C ₆ H ₁₀ O	3329-56-4	98.142			104	0.8200 ²⁰	1.4067	vs eth, EtOH
1471	4-Butoxyaniline		C ₁₀ H ₁₂ NO	4344-55-2	165.232			132 ⁴			
1472	4-Butoxybenzaldehyde		C ₁₁ H ₁₄ O ₂	5736-88-9	178.228			148 ¹⁰			
1473	2-Butoxyethanol	Ethylene glycol monobutyl ether	C ₈ H ₁₄ O ₂	111-76-2	118.174	liq	-74.8	168.4	0.9015 ²⁰	1.4198 ²⁰	msc H ₂ O, EtOH, eth; sl ctc
1474	2-[2-(2-Butoxyethoxy)ethoxy] ethanol		C ₁₀ H ₂₂ O ₄	143-22-6	206.280			278	0.9890 ²⁰	1.4389 ²⁰	vs EtOH, MeOH
1475	2-(2-Butoxyethoxy)ethyl thiocyanate	Lethane 384	C ₉ H ₁₇ NO ₂ S	112-56-1	203.302	liq		122 ^{0.25}			i H ₂ O; vs os
1476	1-(2-Butoxyethoxy)-2-propanol		C ₉ H ₂₀ O ₃	124-16-3	176.253	col liq	-90	230	0.931 ²⁰		s H ₂ O
1477	2-Butoxyethyl acetate	Ethylene glycol monobutyl ether acetate	C ₈ H ₁₆ O ₃	112-07-2	160.211	liq		192			
1478	2-Butoxyethyl (2,4- dichlorophenoxy)acetate	2,4-D 2-Butoxyethyl ester	C ₁₄ H ₁₈ Cl ₂ O ₄	1929-73-3	321.197			159 ¹	1.232 ²⁰		
1479	2-Butoxyethyl (2,4,5- trichlorophenoxy)acetate	2,4,5-T Butoxyethyl ester	C ₁₄ H ₁₇ Cl ₃ O ₄	2545-59-7	355.642			164 ¹	1.280 ²⁰		s ctc
1480	4-Butoxy- <i>N</i> - hydroxybenzeneacetamide	Bufexamac	C ₁₂ H ₁₇ NO ₃	2438-72-4	223.268	nd (ace)	154				
1481	1-Butoxy-4-methylbenzene		C ₁₁ H ₁₆ O	10519-06-9	164.244			229.5	0.9205 ²⁵	1.4970 ²⁰	s eth
1482	4-Butoxyphenol		C ₁₀ H ₁₄ O ₂	122-94-1	166.217		65.5	125 ⁴			vs ace, bz, eth, EtOH
1483	4-[3-(4-Butoxyphenoxy)propyl] morpholine	Pramoxine	C ₁₇ H ₂₇ NO ₃	140-65-8	293.401			196 ⁶			
1484	1-Butoxy-2-propanol		C ₇ H ₁₆ O ₂	5131-66-8	132.201			171.5; 71 ²⁰	0.882 ²⁰	1.4168 ²⁰	s EtOH, eth, bz, ctc, MeOH
1485	Butralin	4- <i>tert</i> -Butyl- <i>N</i> - <i>sec</i> -butyl-2,6- dinitroaniline	C ₁₄ H ₂₁ N ₂ O ₄	33629-47-9	295.335		60	135 ^{0.5}			
1486	<i>N</i> -Butylacetamide		C ₈ H ₁₃ NO	1119-49-9	115.173			229	0.8960 ²⁵	1.4388 ²⁵	
1487	Butyl acetate		C ₈ H ₁₂ O ₂	123-86-4	116.158	liq	-78	126.1	0.8825 ²⁰	1.3941 ²⁰	sl H ₂ O; msc EtOH, eth; s ace, chl
1488	<i>sec</i> -Butyl acetate		C ₈ H ₁₂ O ₂	105-46-4	116.158	liq	-98.9	112	0.8748 ²⁰	1.3888 ²⁰	sl H ₂ O, ctc; s EtOH, eth
1489	<i>tert</i> -Butyl acetate		C ₈ H ₁₂ O ₂	540-88-5	116.158			95.1	0.8665 ²⁰	1.3855 ²⁰	s EtOH, eth, chl, HOAc
1490	<i>tert</i> -Butylacetic acid		C ₈ H ₁₂ O ₂	1070-83-3	116.158		6.5	190	0.9124 ²⁰	1.4096 ²⁰	s EtOH, eth
1491	Butyl acetoacetate		C ₈ H ₁₄ O ₃	591-60-6	158.195		-35.6	127 ⁵⁰ , 85 ⁶	0.9671 ²⁵	1.4137 ²⁰	sl H ₂ O; msc EtOH, bz, lig
1492	Butyl acrylate		C ₇ H ₁₂ O ₂	141-32-2	128.169	liq	-64.6	145	0.8898 ²⁰	1.4185 ²⁰	i H ₂ O; s EtOH, eth, ace; sl ctc
1493	<i>tert</i> -Butyl acrylate		C ₇ H ₁₂ O ₂	1663-39-4	128.169	liq		120; 62 ⁶⁰	0.879 ²⁵	1.4110 ²⁰	
1494	Butylamine	1-Butanamine	C ₄ H ₁₁ N	109-73-9	73.137	liq	-49.1	77.00	0.7414 ²⁰	1.4031 ²⁰	msc H ₂ O; s EtOH, eth
1495	<i>sec</i> -Butylamine	2-Butanamine, (±)-	C ₄ H ₁₁ N	33966-50-6	73.137		<-72	62.73	0.7246 ²⁰	1.3932 ²⁰	s H ₂ O, chl; msc EtOH, eth; vs ace
1496	<i>tert</i> -Butylamine	2-Methyl-2-propanamine	C ₄ H ₁₁ N	75-64-9	73.137	liq	-66.94	44.04	0.6958 ²⁰	1.3784 ²⁰	msc H ₂ O, EtOH, eth; s chl
1497	Butylamine hydrochloride	1-Butanamine hydrochloride	C ₄ H ₁₂ ClN	3858-78-4	109.598			213	0.982 ²⁰		sl H ₂ O, EtOH
1498	Butyl 4-aminobenzoate	Butamben	C ₁₁ H ₁₃ NO ₂	94-25-7	193.243	cry (al or bz)	58	173 ⁸			i H ₂ O; s EtOH, eth, bz, chl
1499	2-(Butylamino)ethanol		C ₈ H ₁₅ NO	111-75-1	117.189			199; 91 ¹¹	0.8907 ²⁰	1.4437 ²⁰	vs H ₂ O, EtOH, eth
1500	2-(<i>tert</i> -Butylamino)ethanol		C ₈ H ₁₅ NO	4620-70-6	117.189		44	176.5; 72 ¹⁴	0.8818 ²⁰		
1501	<i>N</i> - <i>tert</i> -Butylaminoethyl methacrylate		C ₁₀ H ₁₉ NO ₂	3775-90-4	185.264			102 ¹²			s chl
1502	2-(<i>tert</i> -Butylaminothio) benzothiazole	<i>N</i> - <i>tert</i> -Butyl-2- benzothiazolesulfenamide	C ₁₁ H ₁₄ N ₂ S ₂	95-31-8	238.372		108				
1503	2- <i>sec</i> -Butylaniline		C ₁₀ H ₁₃ N	55751-54-7	149.233			120 ¹⁶	0.9574 ²⁰		s EtOH, ace, bz; sl ctc
1504	4-Butylaniline		C ₁₀ H ₁₃ N	104-13-2	149.233	pa ye		261	0.945 ²⁰		sl ctc
1505	4- <i>sec</i> -Butylaniline		C ₁₀ H ₁₃ N	30273-11-1	149.233			238; 118 ¹⁵	0.9491 ¹⁵	1.5360 ²⁰	vs bz, eth
1506	4- <i>tert</i> -Butylaniline		C ₁₀ H ₁₃ N	769-92-6	149.233	ye rd (peth)	17	241	0.9525 ¹⁵	1.5380 ²⁰	sl H ₂ O; msc EtOH, eth; vs bz; s ctc
1507	<i>N</i> -Butylaniline		C ₁₀ H ₁₃ N	1126-78-9	149.233	liq	-14.4	243.5	0.9323 ²⁰	1.5341 ²⁰	vs eth, EtOH
1508	<i>N</i> - <i>tert</i> -Butylaniline		C ₁₀ H ₁₃ N	937-33-7	149.233			215; 95 ¹⁹		1.5270 ²⁰	s EtOH; vs ace, bz, chl
1509	2- <i>tert</i> -Butyl-9,10-anthracenedione		C ₁₈ H ₁₆ O ₂	84-47-9	264.319		99				s ctc, CS ₂



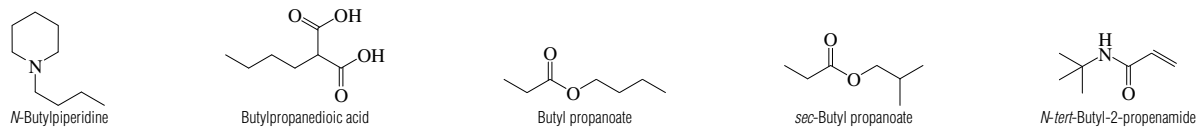
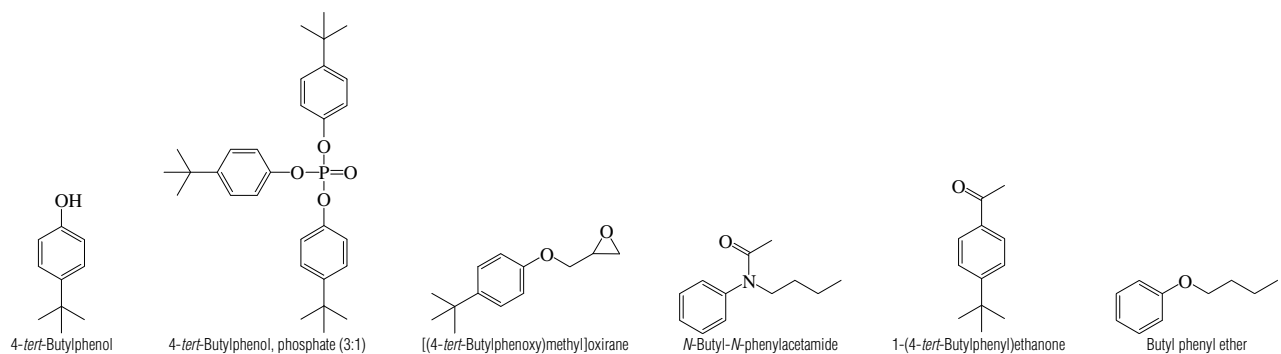
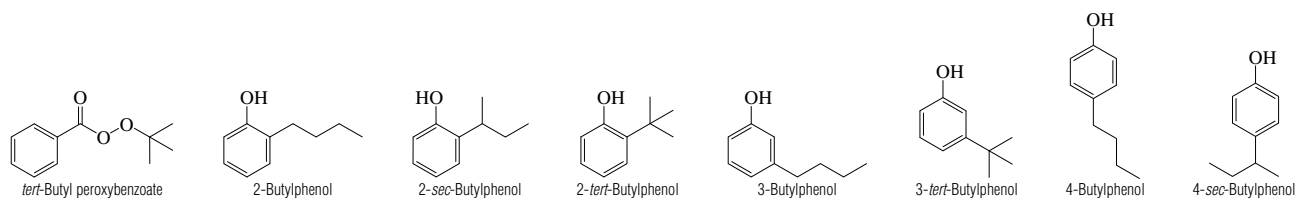
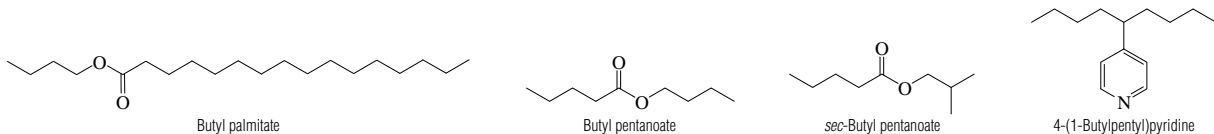
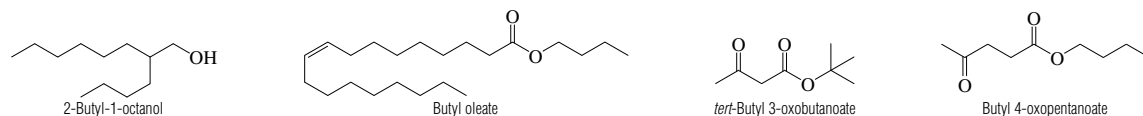
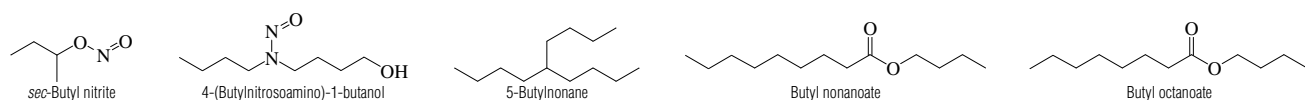
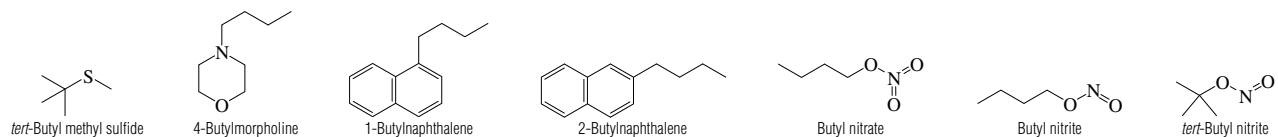
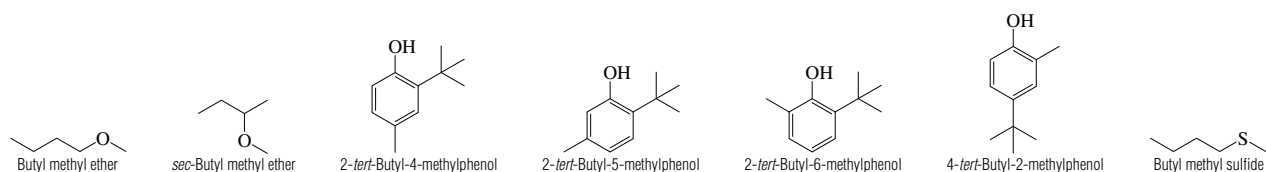
No.	Name	Synonym	Mol. Form.	CAS RN	Mol. Wt.	Physical Form	mp/°C	bp/°C	den/ g cm ⁻³	n _D	Solubility
1510	<i>tert</i> -Butyl azidoformate	<i>tert</i> -Butyl carbonazidate	C ₆ H ₉ N ₃ O ₂	1070-19-5	143.144	unstab >80		73 ⁷⁰			
1511	4-Butylbenzaldehyde		C ₁₁ H ₁₄ O	1200-14-2	162.228			123 ⁷		1.5265	
1512	4- <i>tert</i> -Butylbenzaldehyde		C ₁₁ H ₁₄ O	939-97-9	162.228	liq		107 ¹¹ , 130 ²⁵	0.970	1.5270 ²⁰	
1513	Butylbenzene		C ₁₀ H ₁₄	104-51-8	134.218	liq	-87.85	183.31	0.8601 ²⁰	1.4898 ²⁰	i H ₂ O; msc EtOH, eth, ace, bz, peth, ctc
1514	<i>sec</i> -Butylbenzene, (±)	2-Phenylbutane	C ₁₀ H ₁₄	36383-15-0	134.218	liq	-82.7	173.3	0.8621 ²⁰	1.4902 ²⁰	i H ₂ O; msc EtOH, eth, ace, bz, peth, ctc
1515	<i>tert</i> -Butylbenzene		C ₁₀ H ₁₄	98-06-6	134.218	liq	-57.8	169.1	0.8665 ²⁰	1.4927 ²⁰	i H ₂ O; vs EtOH, eth; msc ace, bz
1516	4- <i>tert</i> -Butyl-1,2-benzenediol		C ₁₀ H ₁₄ O ₂	98-29-3	166.217		54.3	285; 160 ²²			s tfa
1517	2- <i>tert</i> -Butyl-1,4-benzenediol		C ₁₀ H ₁₄ O ₂	1948-33-0	166.217		128				
1518	<i>N</i> - <i>tert</i> -Butylbenzenemethanamine		C ₁₁ H ₁₇ N	3378-72-1	163.260			75 ⁹		1.4951 ²⁵	
1519	4- <i>tert</i> -Butylbenzenemethanol		C ₁₁ H ₁₆ O	877-65-6	164.244			236; 140 ²⁰	0.928 ²⁵	1.5179 ²⁰	
1520	Butyl benzoate		C ₁₁ H ₁₄ O ₂	136-60-7	178.228	liq	-22.4	250.3	1.000 ²⁰	1.4940 ²⁵	i H ₂ O; msc EtOH, eth; s ace; sl ctc
1521	2- <i>tert</i> -Butylbenzoic acid		C ₁₁ H ₁₄ O ₂	1077-58-3	178.228	pl (dil al)	80.5				vs EtOH
1522	3- <i>tert</i> -Butylbenzoic acid		C ₁₁ H ₁₄ O ₂	7498-54-6	178.228	nd (peth)	128.8				vs EtOH, peth
1523	4- <i>tert</i> -Butylbenzoic acid		C ₁₁ H ₁₄ O ₂	98-73-7	178.228	nd (dil al)	164.5				i H ₂ O; vs EtOH, bz; s chl
1524	4-Butylbenzoyl chloride		C ₁₁ H ₁₃ ClO	28788-62-7	196.673			155 ²⁶	1.051 ²⁵	1.5351 ²⁰	
1525	4- <i>tert</i> -Butylbenzoyl chloride		C ₁₁ H ₁₃ ClO	1710-98-1	196.673			266; 135 ²⁰	1.007 ²⁵	1.5364 ²⁰	
1526	2-Butyl-1,1'-biphenyl		C ₁₆ H ₁₈	54532-97-7	210.314	liq	-9.65	291.2	0.9676 ²⁰	1.5604 ²⁰	
1527	<i>tert</i> -Butyl bromoacetate		C ₆ H ₁₁ BrO ₂	5292-43-3	195.054			73 ²⁵		1.4430 ²⁰	vs eth, EtOH
1528	Butyl butanoate		C ₈ H ₁₆ O ₂	109-21-7	144.212	liq	-91.5	166	0.8700 ²⁰	1.4075 ²⁰	i H ₂ O; msc EtOH, eth; s ctc
1529	Butyl <i>cis</i> -2-butenedioate	Monobutyl maleate	C ₈ H ₁₂ O ₄	925-21-3	172.179	oil			1.09 ²⁵		
1530	Butyl carbamate		C ₅ H ₁₁ NO ₂	592-35-8	117.147	pr	53	dec 204; 108 ¹⁴			vs EtOH; sl chl
1531	Butyl chloroacetate		C ₆ H ₁₁ ClO ₂	590-02-3	150.603			183	1.0704 ²⁰	1.4297 ²⁰	vs eth, EtOH
1532	<i>tert</i> -Butyl chloroacetate		C ₆ H ₁₁ ClO ₂	107-59-5	150.603			150; 50 ¹⁰		1.4260 ²⁰	dec H ₂ O
1533	Butylchlorodimethylsilane		C ₆ H ₁₅ ClSi	1000-50-6	150.722			139	0.876 ²⁰	1.5145 ²⁰	
1534	Butyl chloroformate		C ₂ H ₅ ClO ₂	592-34-7	136.577			142	1.074 ²⁵	1.4114 ²⁰	msc eth; s ace; sl ctc
1535	<i>N</i> -Butyl-4-chloro-2-hydroxybenzamide	Buclosamide	C ₁₁ H ₁₄ ClNO ₂	575-74-6	227.688		91.5				
1536	Butyl 2-chloropropanoate		C ₇ H ₁₃ ClO ₂	54819-86-2	164.630			184	1.0253 ²⁰	1.4263 ²⁰	vs eth
1537	Butyl 3-chloropropanoate		C ₇ H ₁₃ ClO ₂	27387-79-7	164.630			104 ²² , 92 ⁶	1.0370 ²⁰	1.4321 ²⁰	vs H ₂ O, eth
1538	<i>tert</i> -Butyl chromate		C ₈ H ₁₆ CrO ₄	1189-85-1	230.223	red cry (peth)	-5				reac H ₂ O
1539	Butyl citrate		C ₁₈ H ₃₂ O ₇	77-94-1	360.443		-20	233 ²²	1.043 ²⁰	1.4460 ²⁰	
1540	Butyl cyanoacetate		C ₇ H ₁₁ NO ₂	5459-58-5	141.168			231; 115 ¹⁵	1.0010 ²⁰	1.4200 ²⁰	
1541	Butylcyclohexane		C ₁₀ H ₂₀	1678-93-9	140.266	liq	-74.73	180.9	0.7902 ²⁰	1.4408 ²⁰	i H ₂ O
1542	<i>sec</i> -Butylcyclohexane		C ₁₀ H ₂₀	7058-01-7	140.266			179.3	0.8131 ²⁰	1.4467 ²⁰	i H ₂ O; s ace
1543	<i>tert</i> -Butylcyclohexane		C ₁₀ H ₂₀	3178-22-1	140.266	liq	-41.2	171.5	0.8127 ²⁰	1.4469 ²⁰	i H ₂ O
1544	2- <i>tert</i> -Butylcyclohexanol		C ₁₀ H ₂₀ O	13491-79-7	156.265		45	139 ⁹⁵	0.902 ²⁵		
1545	<i>cis</i> -4- <i>tert</i> -Butylcyclohexanol		C ₁₀ H ₂₀ O	937-05-3	156.265		83	112 ¹⁵			
1546	<i>trans</i> -4- <i>tert</i> -Butylcyclohexanol		C ₁₀ H ₂₀ O	21862-63-5	156.265		83	112 ¹⁵			
1547	4- <i>tert</i> -Butylcyclohexanone		C ₁₀ H ₁₈ O	98-53-3	154.249		48	90 ⁹			
1548	Butylcyclohexylamine	<i>N</i> -Butylcyclohexylamine	C ₁₀ H ₂₁ N	10108-56-2	155.281		208.3				sl H ₂ O, ctc; vs EtOH, eth
1549	Butyl cyclohexyl phthalate		C ₁₈ H ₂₄ O ₄	84-64-0	304.382	col liq		≈205 ⁹	1.076 ²⁵		sl H ₂ O; misc os
1550	Butylcyclopentane		C ₉ H ₁₈	2040-95-1	126.239	liq	-108	156.6	0.7846 ²⁰	1.4316 ²⁰	vs ace, bz, eth, EtOH
1551	Butyl dichloroacetate		C ₆ H ₁₀ Cl ₂ O ₂	29003-73-4	185.048			193.5	1.1820 ²⁰	1.4420 ²⁰	vs eth, EtOH
1552	Butyl (2,4-dichlorophenoxy) acetate	2,4-D Butyl ester	C ₁₂ H ₁₄ Cl ₂ O ₃	94-80-4	277.143		9	133 ¹			
1553	5-Butyldihydro-2(3 <i>H</i>)-furanone		C ₈ H ₁₄ O ₂	104-50-7	142.196			132 ²⁰	0.9796 ¹⁹	1.4451 ¹⁹	s EtOH; sl ctc
1554	Butyldimethylamine	<i>N,N</i> -Dimethyl-1-butanamine	C ₆ H ₁₅ N	927-62-8	101.190			95	0.7206 ²⁰	1.3970 ²⁰	msc H ₂ O, EtOH, eth, ace, bz
1555	1- <i>tert</i> -Butyl-3,5-dimethylbenzene		C ₁₂ H ₁₈	98-19-1	162.271	liq	-18	207	0.8668 ²⁰		s ctc
1556	4- <i>tert</i> -Butyl-2,6-dimethyl-3,5-dinitroacetophenone	Musk ketone	C ₁₄ H ₁₈ N ₂ O ₅	81-14-1	294.303	ye cry	135.5				vs chl
1557	2- <i>tert</i> -Butyl-4,6-dimethylphenol		C ₁₂ H ₁₈ O	1879-09-0	178.270		22.3	249	0.917 ⁸⁰	1.5183 ²⁰	i alk
1558	4- <i>tert</i> -Butyl-2,5-dimethylphenol		C ₁₂ H ₁₈ O	17696-37-6	178.270		71.2	264	0.939 ⁸⁰	1.5311 ²⁰	s alk
1559	4- <i>tert</i> -Butyl-2,6-dimethylphenol		C ₁₂ H ₁₈ O	879-97-0	178.270		82.4	248	0.916 ⁸⁰		s alk
1560	1- <i>tert</i> -Butyl-3,5-dimethyl-2,4,6-trinitrobenzene		C ₁₂ H ₁₅ N ₃ O ₆	81-15-2	297.263	pl, nd (al)	110				i H ₂ O; sl EtOH; s eth, chl
1561	2- <i>tert</i> -Butyl-4,6-dinitrophenol		C ₁₀ H ₁₂ N ₂ O ₅	1420-07-1	240.212	ye solid	126				



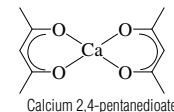
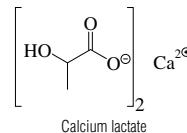
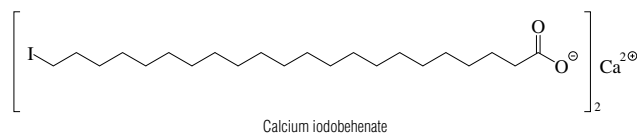
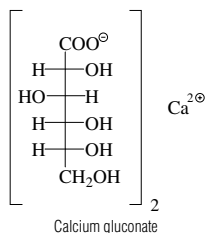
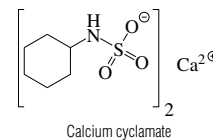
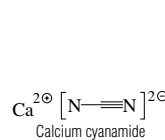
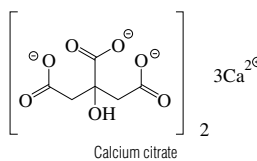
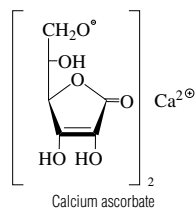
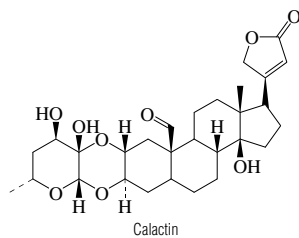
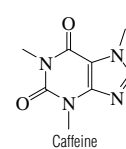
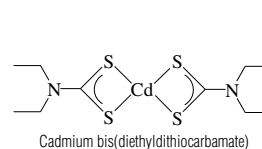
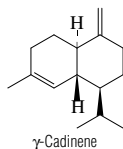
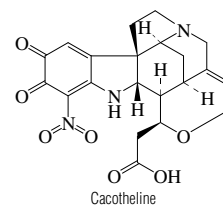
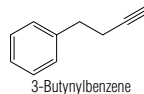
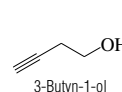
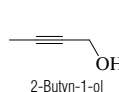
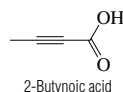
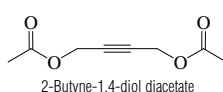
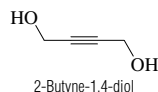
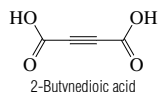
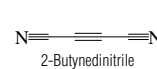
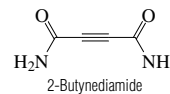
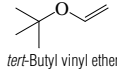
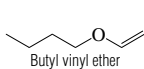
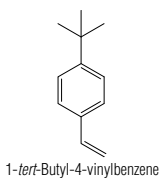
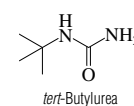
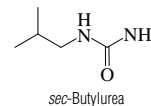
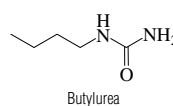
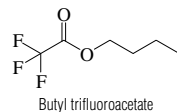
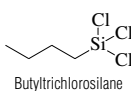
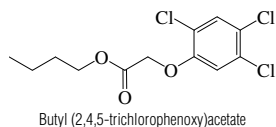
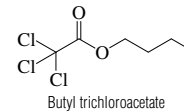
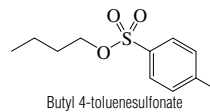
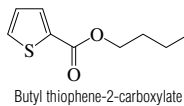
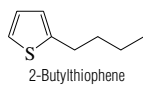
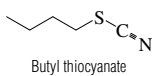
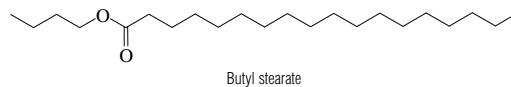
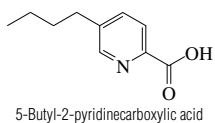
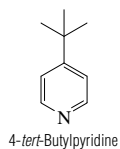
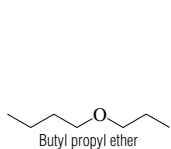
No.	Name	Synonym	Mol. Form.	CAS RN	Mol. Wt.	Physical Form	mp/°C	bp/°C	den/ g cm ⁻³	n _D	Solubility
1562	5-Butyldocosane		C ₂₆ H ₅₄	55282-16-1	366.707		208	244 ¹⁰	0.8058 ²⁰	1.4503 ²⁰	
1563	11-Butyldocosane		C ₂₆ H ₅₄	13475-76-8	366.707			242.5 ¹⁰	0.8041 ²⁰	1.4499 ²⁰	
1564	Butyl dodecanoate		C ₁₆ H ₃₂ O ₂	106-18-3	256.424			180 ¹⁸			
1565	Butylethylamine	<i>N</i> -Ethyl-1-butanamine	C ₆ H ₁₅ N	13360-63-9	101.190			107.5	0.7398 ²⁰	1.4040 ²⁰	msc EtOH, eth, ace, bz
1566	1- <i>tert</i> -Butyl-4-ethylbenzene		C ₁₂ H ₁₈	7364-19-4	162.271	liq	-38.4	211	0.8641 ²⁰		
1567	Butyl ethyl ether		C ₈ H ₁₈ O	628-81-9	102.174	liq	-124	92.3	0.7495 ²⁰	1.3818 ²⁰	i H ₂ O; msc EtOH, eth; vs ace
1568	<i>sec</i> -Butyl ethyl ether		C ₈ H ₁₈ O	2679-87-0	102.174			81	0.7503 ²⁰	1.3802 ²⁰	i H ₂ O; vs EtOH, eth
1569	<i>tert</i> -Butyl ethyl ether	Ethyl <i>tert</i> -butyl ether	C ₈ H ₁₈ O	637-92-3	102.174	liq	-94	72.6	0.736 ²⁵	1.3756 ²⁰	i H ₂ O; vs EtOH, eth
1570	2- <i>tert</i> -Butyl-4-ethylphenol		C ₁₂ H ₁₆ O	96-70-8	178.270		23	250			
1571	2-Butyl-2-ethyl-1,3-propanediol		C ₉ H ₂₀ O ₂	115-84-4	160.254	wh cry	43.8	262	0.927 ⁵⁰	1.4587 ²⁵	sl H ₂ O, ace; s EtOH
1572	5-Butyl-5-ethyl-2,4,6-(1 <i>H</i> ,3 <i>H</i> ,5 <i>H</i>)-pyrimidinetrione	Butethal	C ₁₀ H ₁₆ N ₂ O ₃	77-28-1	212.245			128.5			
1573	Butyl ethyl sulfide		C ₆ H ₁₄ S	638-46-0	118.240	liq	-95.1	144.3	0.8376 ²⁰	1.4492 ¹⁰	vs EtOH; s chl
1574	<i>tert</i> -Butyl ethyl sulfide	2-Methyl-2-propanethiol	C ₆ H ₁₄ S	14290-92-7	118.240	liq	-88.9	120.4; 56 ¹⁰⁹			
1575	<i>N-tert</i> -Butylformamide		C ₅ H ₁₁ NO	2425-74-3	101.147	liq	16	202	0.903	1.4330 ²⁰	
1576	Butyl formate		C ₅ H ₁₀ O ₂	592-84-7	102.132	liq	-91.5	106.1	0.8958 ²⁰	1.3887 ²⁰	sl H ₂ O; s ace; msc EtOH, eth
1577	<i>sec</i> -Butyl formate		C ₅ H ₁₀ O ₂	589-40-2	102.132			97	0.8846 ²⁰	1.3865 ²⁰	sl H ₂ O; s ace; msc EtOH, eth
1578	<i>tert</i> -Butyl formate	1,1-Dimethylethyl formate	C ₅ H ₁₀ O ₂	762-75-4	102.132	liq		82	0.872	1.3790 ²⁰	
1579	Butyl glycidyl ether		C ₇ H ₁₄ O ₂	2426-08-6	130.185			169; 75 ²⁶	0.918 ²⁰		
1580	Butyl heptanoate	Butyl enanthate	C ₁₁ H ₂₂ O ₂	5454-28-4	186.292	liq	-67.5	226.2	0.8638 ²⁰	1.4204 ²⁰	vs ace, bz, eth, EtOH
1581	Butyl hexanoate	Butyl caproate	C ₁₀ H ₂₀ O ₂	626-82-4	172.265	liq	-64.3	208	0.8653 ²⁰	1.4152 ²⁰	i H ₂ O; s EtOH; msc eth
1582	<i>tert</i> -Butylhydrazine hydrochloride		C ₄ H ₁₃ ClN ₂	7400-27-3	124.612			192.5			
1583	Butyl hydrogen succinate	Monobutyl succinate	C ₈ H ₁₄ O ₄	5150-93-6	174.195		8.6	136.5 ³	1.0732 ²⁰	1.4360 ²⁰	
1584	<i>tert</i> -Butyl hydroperoxide		C ₄ H ₁₀ O ₂	75-91-2	90.121		6	dec 89; 36 ¹⁷	0.8960 ²⁰	1.4015 ²⁰	s H ₂ O, EtOH, eth, ctc, chl
1585	<i>tert</i> -Butyl-4-hydroxyanisole	Butylated hydroxyanisole	C ₁₁ H ₁₆ O ₂	25013-16-5	180.244	wax	51	268			i H ₂ O; s peth, EtOH
1586	Butyl 2-hydroxybenzoate		C ₁₁ H ₁₄ O ₃	2052-14-4	194.227	liq	-5.9	271	1.0728 ²⁰	1.5115 ²⁰	sl ctc
1587	Butyl 4-hydroxybenzoate	Butylparaben	C ₁₁ H ₁₄ O ₃	94-26-8	194.227		68.5				sl H ₂ O, ctc; s EtOH
1588	Butyl <i>cis</i> -12-hydroxy-9-octadecenoate, (<i>A</i>)	Butyl ricinoleate	C ₂₂ H ₄₂ O ₃	151-13-3	354.566			275 ¹³	0.9058 ²²	1.4566 ²²	vs eth
1589	<i>tert</i> -Butyl hypochlorite		C ₄ H ₉ ClO	507-40-4	108.566	ye liq		77.5	0.9583 ¹⁸	1.403 ²⁰	i H ₂ O; vs eth, bz; s ace
1590	Butyl isobutyl ether		C ₈ H ₁₈ O	17071-47-5	130.228	liq		151	0.763 ¹⁵	1.4077 ²¹	vs ace, eth, EtOH
1591	<i>tert</i> -Butyl isobutyl ether		C ₈ H ₁₈ O	33021-02-2	130.228	liq		112.0			
1592	Butyl isocyanate		C ₅ H ₉ NO	111-36-4	99.131			115	0.880 ²⁰	1.4060 ²⁰	
1593	Butyl isocyanide		C ₅ H ₉ N	2769-64-4	83.132			120	0.78 ²⁰		vs eth, EtOH
1594	<i>tert</i> -Butyl isopropyl ether		C ₇ H ₁₆ O	17348-59-3	116.201	liq	-88	87.6	0.7365 ²⁵		s chl
1595	Butyl isothiocyanate	1-Isothiocyanatobutane	C ₅ H ₉ NS	592-82-5	115.197			168	0.9546 ²⁰	1.501 ²⁰	vs eth, EtOH
1596	<i>sec</i> -Butyl isothiocyanate, (±)	2-Isothiocyanatobutane, (±)	C ₅ H ₉ NS	116724-11-9	115.197			159.5	0.944 ¹²		vs eth, EtOH
1597	<i>tert</i> -Butyl isothiocyanate	2-Isothiocyanato-2-methylpropane	C ₅ H ₉ NS	590-42-1	115.197		10.5	140	0.9187 ¹⁰		
1598	Butyl lactate		C ₇ H ₁₄ O ₃	34451-18-8	146.184			77 ¹⁰	0.9744 ²⁷		vs eth, EtOH
1599	Butyl methacrylate		C ₈ H ₁₄ O ₂	97-88-1	142.196			160	0.8936 ²⁰	1.4240 ²⁰	vs eth, EtOH
1600	<i>tert</i> -Butyl methacrylate		C ₈ H ₁₄ O ₂	585-07-9	142.196			135.2			
1601	1- <i>tert</i> -Butyl-4-methoxybenzene		C ₁₁ H ₁₆ O	5396-38-3	164.244		19.0	238	0.9383 ²⁰	1.5039 ²⁰	
1602	1- <i>tert</i> -Butyl-2-methoxy-4-methyl-3,5-dinitrobenzene		C ₁₂ H ₁₆ N ₂ O ₅	83-66-9	268.265	pa ye lf (al)	85	185 ¹⁶			i H ₂ O; sl EtOH; s eth, chl
1603	2- <i>tert</i> -Butyl-4-methoxyphenol		C ₁₁ H ₁₆ O ₂	121-00-6	180.244			184 ⁵⁰			
1604	3- <i>tert</i> -Butyl-4-methoxyphenol		C ₁₁ H ₁₆ O ₂	88-32-4	180.244		65				
1605	Butylmethylamine	<i>N</i> -Methyl-1-butanamine	C ₇ H ₁₅ N	110-68-9	87.164			91	0.7637 ¹⁵		
1606	1- <i>tert</i> -Butyl-2-methylbenzene	2- <i>tert</i> -Butyltoluene	C ₁₁ H ₁₆	1074-92-6	148.245	liq	-50.3	200.4	0.8897 ²⁰	1.5076 ²⁰	vs ace, bz, eth, EtOH
1607	1- <i>tert</i> -Butyl-3-methylbenzene	3- <i>tert</i> -Butyltoluene	C ₁₁ H ₁₆	1075-38-3	148.245	liq	-41.4	189.3	0.8657 ²⁰	1.4944 ²⁰	vs ace, bz, eth, EtOH
1608	1- <i>tert</i> -Butyl-4-methylbenzene	4- <i>tert</i> -Butyltoluene	C ₁₁ H ₁₆	98-51-1	148.245	liq	-52	190	0.8612 ²⁰	1.4918 ²⁰	i H ₂ O; sl EtOH; vs eth, chl; s ace, bz
1609	Butyl 2-methylbutanoate	Butyl <i>o</i> -toluate	C ₉ H ₁₈ O ₂	15706-73-7	158.238			179	0.8620 ²⁰	1.4135 ²⁰	
1610	Butyl 3-methylbutanoate	Butyl <i>p</i> -toluate	C ₉ H ₁₈ O ₂	109-19-3	158.238						1.4058 ²⁵



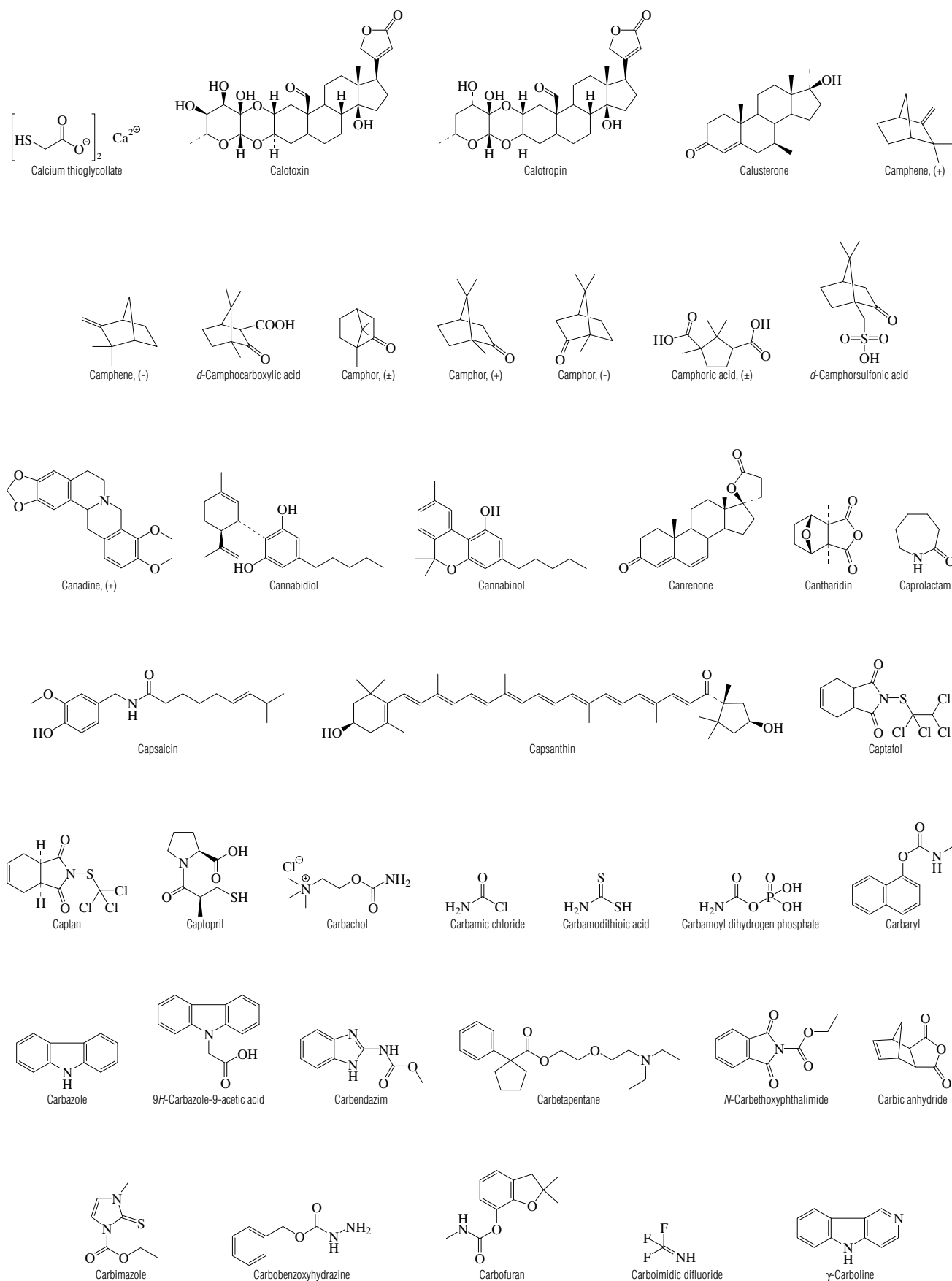
No.	Name	Synonym	Mol. Form.	CAS RN	Mol. Wt.	Physical Form	mp/°C	bp/°C	den/ g cm ⁻³	n _D	Solubility
1611	Butyl methyl ether		C ₈ H ₁₈ O	628-28-4	88.148	liq	-115.7	70.16	0.7392 ²⁵	1.3736 ²⁰	i H ₂ O; msc EtOH, eth; s ace
1612	sec-Butyl methyl ether		C ₈ H ₁₈ O	116783-23-4	88.148			59.1	0.7415 ²⁰	1.3680 ²⁵	vs ace, eth, EtOH
1613	2-tert-Butyl-4-methylphenol		C ₁₁ H ₁₆ O	2409-55-4	164.244		51.5	237	0.9247 ⁷⁵	1.4969 ⁷⁵	sl H ₂ O; s ace, bz, chl
1614	2-tert-Butyl-5-methylphenol		C ₁₁ H ₁₆ O	88-60-8	164.244		46.5	127 ¹¹	0.922 ⁸⁰	1.5250 ²⁰	i H ₂ O; s EtOH, eth, ace
1615	2-tert-Butyl-6-methylphenol		C ₁₁ H ₁₆ O	2219-82-1	164.244		31	230	0.9240 ⁸⁰	1.5195 ²⁰	
1616	4-tert-Butyl-2-methylphenol		C ₁₁ H ₁₆ O	98-27-1	164.244		27.5	237; 132 ²⁰	0.965 ²⁰	1.5230 ²⁰	i H ₂ O; s eth, ace, bz
1617	Butyl methyl sulfide		C ₈ H ₁₈ S	628-29-5	104.214	liq	-97.8	123.4	0.8426 ²⁰	1.4477 ²⁰	vs EtOH, MeOH
1618	tert-Butyl methyl sulfide		C ₈ H ₁₈ S	6163-64-0	104.214	liq		98.9			
1619	4-Butylmorpholine		C ₈ H ₁₇ NO	1005-67-0	143.227	liq	-57.1	213.5	0.9068 ²⁰	1.4451 ²⁰	vs H ₂ O, ace, bz, EtOH
1620	1-Butylnaphthalene		C ₁₄ H ₁₆	1634-09-9	184.277	liq	-19.8	289.3	0.9738 ²⁰	1.5819 ²⁰	i H ₂ O; s EtOH, eth, ace, bz
1621	2-Butylnaphthalene		C ₁₄ H ₁₆	1134-62-9	184.277	liq	-2.5	292	0.9673 ²⁰	1.5777 ²⁰	vs ace, bz, EtOH
1622	Butyl nitrate		C ₈ H ₁₅ NO ₃	928-45-0	119.119			133	1.0228 ³⁰	1.4013 ²³	i H ₂ O; s EtOH, eth; sl ctc
1623	Butyl nitrite		C ₈ H ₁₅ NO ₂	544-16-1	103.120			78	0.9114 ²⁵	1.3762 ²⁰	msc EtOH, eth
1624	tert-Butyl nitrite		C ₈ H ₁₅ NO ₂	540-80-7	103.120	pa ye liq		63	0.8670 ²⁰	1.368 ²⁰	sl H ₂ O; s EtOH, eth, chl, CS ₂
1625	sec-Butyl nitrite		C ₈ H ₁₅ NO ₂	924-43-6	103.120			68.5	0.8726 ²⁰	1.3710 ²⁰	vs eth, EtOH, chl
1626	4-(Butylnitrosoamino)-1-butanol	N-Butyl-N-(4-hydroxybutyl) nitrosamine	C ₈ H ₁₈ N ₂ O ₂	3817-11-6	174.241			115 ^{0.01}			
1627	5-Butylnonane		C ₁₃ H ₂₈	17312-63-9	184.361			217.5	0.7635 ¹⁸	1.4273 ¹⁸	
1628	Butyl nonanoate	Butyl pelargonate	C ₁₃ H ₂₆ O ₂	50623-57-9	214.344		-38	123 ²⁰	0.8520 ²⁵	1.4262 ²⁵	
1629	Butyl octanoate		C ₁₂ H ₂₄ O ₂	589-75-3	200.318	liq	-42.9	240.5	0.8628 ²⁰	1.4232 ²⁵	vs ace, eth, EtOH
1630	2-Butyl-1-octanol		C ₁₂ H ₂₆ O	3913-02-8	186.333			246.5; 132 ¹⁵	0.891 ²⁰		
1631	Butyl oleate	Butyl cis-9-octadecenoate	C ₂₂ H ₄₂ O ₂	142-77-8	338.567	ye cry	-26.4	227 ¹⁵	0.8704 ¹⁵	1.4480 ²⁵	vs EtOH
1632	tert-Butyl 3-oxobutanoate		C ₈ H ₁₄ O ₃	1694-31-1	158.195			71.5 ¹¹	0.9756 ²⁰	1.4180 ²⁰	
1633	Butyl 4-oxopentanoate	Butyl levulinate	C ₉ H ₁₆ O ₃	2052-15-5	172.221			237.5	0.9735 ²⁰	1.4290 ²⁰	sl chl
1634	Butyl palmitate	Butyl hexadecanoate	C ₂₀ H ₄₀ O ₂	111-06-8	312.531	cry (dil al)	16.9			1.4312 ⁵⁰	i H ₂ O; s EtOH, eth
1635	Butyl pentanoate		C ₉ H ₁₈ O ₂	591-68-4	158.238	liq	-92.8	185.8	0.8710 ¹⁵	1.4128 ²⁰	sl H ₂ O; s EtOH, eth
1636	sec-Butyl pentanoate		C ₉ H ₁₈ O ₂	116836-32-9	158.238			174.5	0.8605 ²⁰	1.4070 ²⁰	vs bz, eth, py, EtOH
1637	4-(1-Butylpentyl)pyridine		C ₁₄ H ₂₃ N	2961-47-9	205.340			265; 181 ⁵⁰	0.8878 ²⁵	1.4846 ²⁵	
1638	tert-Butyl peroxybenzoate	Benzoyl tert-butyl peroxide	C ₁₁ H ₁₄ O ₃	614-45-9	194.227			75 ^{0.2}	1.021 ²⁵	1.4990 ²⁰	
1639	2-Butylphenol		C ₁₀ H ₁₄ O	3180-09-4	150.217	liq	-20	235	0.975 ²⁰	1.5180 ²⁵	i H ₂ O; s EtOH, eth, alk
1640	2-sec-Butylphenol		C ₁₀ H ₁₄ O	89-72-5	150.217		16	228; 116 ²¹	0.9804 ²⁵	1.5200 ²⁵	
1641	2-tert-Butylphenol		C ₁₀ H ₁₄ O	88-18-6	150.217	liq	-6.8	223	0.9783 ²⁰	1.5160 ²⁰	s EtOH, ctc, alk; vs eth
1642	3-Butylphenol		C ₁₀ H ₁₄ O	4074-43-5	150.217			248	0.974 ²⁰		vs eth, EtOH
1643	3-tert-Butylphenol		C ₁₀ H ₁₄ O	585-34-2	150.217	nd (peth)	42.3	240			s EtOH, alk; vs eth
1644	4-Butylphenol		C ₁₀ H ₁₄ O	1638-22-8	150.217		22	248	0.976 ²²	1.5165 ²⁵	i H ₂ O; s EtOH, eth, alk; sl ctc
1645	4-sec-Butylphenol	4-(1-Methylpropyl)phenol	C ₁₀ H ₁₄ O	99-71-8	150.217		61.5	241	0.986 ²⁰	1.5182 ²¹	i H ₂ O; s EtOH, alk; vs eth
1646	4-tert-Butylphenol		C ₁₀ H ₁₄ O	98-54-4	150.217	nd (lig)	98	237	0.908 ⁸⁰	1.4787 ¹⁴	s H ₂ O, EtOH, eth, chl, alk
1647	4-tert-Butylphenol, phosphate (3:1)		C ₃₀ H ₃₉ O ₄ P	78-33-1	494.602						i EtOH; sl eth, bz
1648	[(4-tert-Butylphenoxy)methyl] oxirane		C ₁₃ H ₁₈ O ₂	3101-60-8	206.281			167 ¹⁴ , 145 ^{0.5}	1.036 ²⁵	1.5145 ²⁰	
1649	N-Butyl-N-phenylacetamide		C ₁₂ H ₁₇ NO	91-49-6	191.269		24.5	281	0.9912 ²⁰	1.5146 ²⁰	sl chl
1650	1-(4-tert-Butylphenyl)ethanone		C ₁₂ H ₁₆ O	943-27-1	176.254		17.7	263; 137 ²⁰	0.9635 ²⁰	1.518 ¹⁵	
1651	Butyl phenyl ether	Butoxybenzene	C ₁₀ H ₁₄ O	1126-79-0	150.217	liq	-19.4	210	0.9351 ²⁰	1.4969 ²⁰	s eth, ace
1652	N-Butylpiperidine		C ₉ H ₁₉ N	4945-48-6	141.254			176	0.8245 ²⁰	1.4467 ²⁰	
1653	Butylpropanedioic acid	Butylmalonic acid	C ₇ H ₁₂ O ₄	534-59-8	160.168	pr (w)	104.5				vs H ₂ O; s EtOH, eth
1654	Butyl propanoate	Butyl propionate	C ₇ H ₁₄ O ₂	590-01-2	130.185	liq	-89	146.8	0.8754 ²⁰	1.4014 ²⁰	sl H ₂ O, ctc; msc EtOH, eth
1655	sec-Butyl propanoate		C ₇ H ₁₄ O ₂	591-34-4	130.185			133	0.8657 ²⁰	1.3952 ²⁰	s EtOH, eth
1656	N-tert-Butyl-2-propenamide	N-tert-Butylacrylamide	C ₇ H ₁₃ NO	107-58-4	127.184	cry (bz)	128				sl H ₂ O; i peth



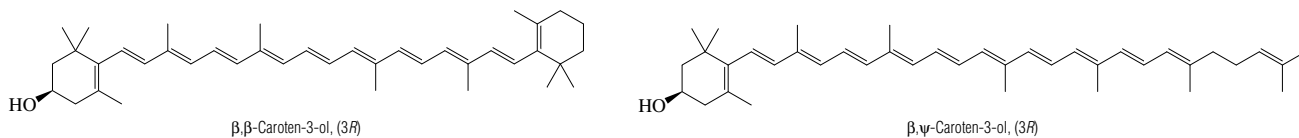
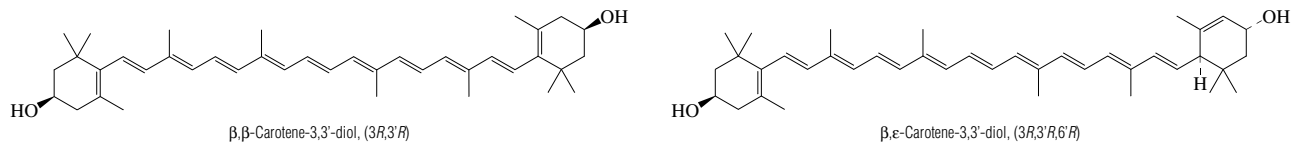
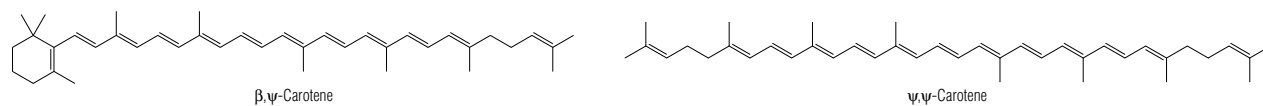
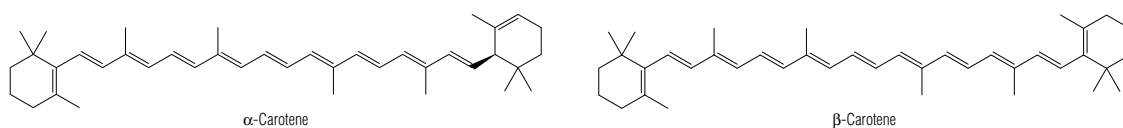
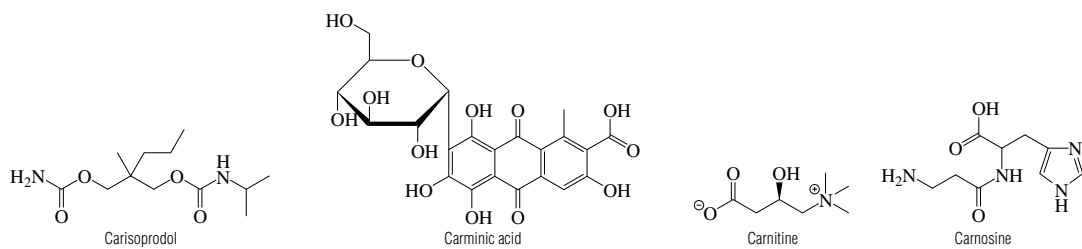
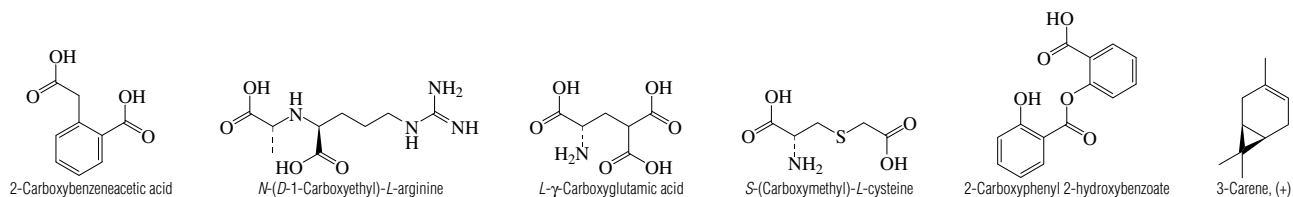
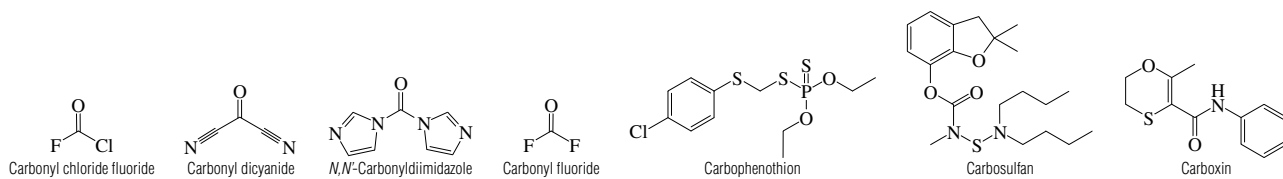
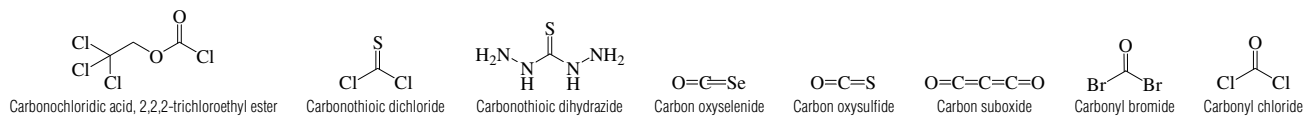
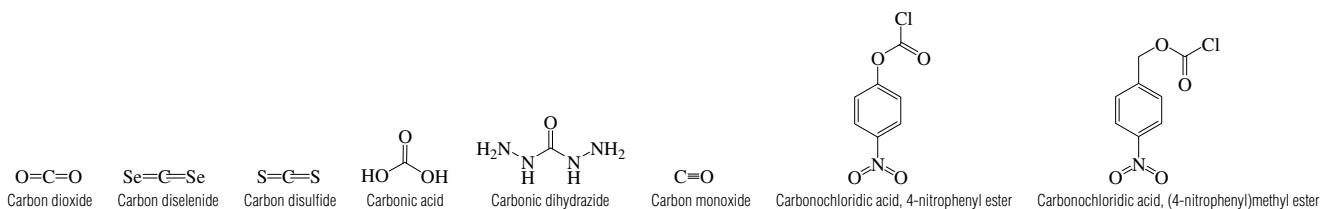
No.	Name	Synonym	Mol. Form.	CAS RN	Mol. Wt.	Physical Form	mp/°C	bp/°C	den/ g cm ⁻³	n _D	Solubility
1657	Butyl propyl ether		C ₇ H ₁₆ O	3073-92-5	116.201			118.1	0.7772 ⁹		i H ₂ O; vs EtOH, eth
1658	4- <i>tert</i> -Butylpyridine		C ₉ H ₁₃ N	3978-81-2	135.206	liq	-41	196.5	0.915 ²⁵	1.4958 ²⁰	s ctc, CS ₂
1659	5-Butyl-2-pyridinecarboxylic acid	Fusaric acid	C ₁₀ H ₁₃ NO ₂	536-69-6	179.216		97				
1660	Butyl stearate		C ₂₂ H ₄₄ O ₂	123-95-5	340.583		27	343	0.854 ²⁵	1.4328 ⁵⁰	i H ₂ O; s EtOH; vs ace
1661	Butyl thiocyanate	1-Thiocyanobutane	C ₅ H ₉ NS	628-83-1	115.197			186	0.9563 ¹⁵	1.4360 ²⁰	i H ₂ O; s EtOH, eth
1662	2-Butylthiophene		C ₈ H ₁₂ S	1455-20-5	140.246			181.5	0.9537 ²⁰	1.5090 ²⁰	
1663	Butyl thiophene-2-carboxylate	Butyl 2-thiophenecarboxylate	C ₉ H ₁₂ O ₂ S	56053-84-0	184.255			58 ⁹ , 15			
1664	Butyl 4-toluenesulfonate		C ₁₁ H ₁₆ O ₃ S	778-28-9	228.308			165 ⁶	1.1319 ²⁰	1.5050 ²⁰	i H ₂ O; s eth; sl ctc
1665	Butyl trichloroacetate		C ₈ H ₉ Cl ₃ O ₂	3657-07-6	219.493			204	1.2778 ²⁰	1.4525 ²⁵	s ctc
1666	Butyl (2,4,5-trichlorophenoxy)acetate	2,4,5-T Butyl ester	C ₁₂ H ₁₃ Cl ₃ O ₃	93-79-8	311.588		28.5	337			
1667	Butyltrichlorosilane	Trichlorobutylsilane	C ₄ H ₉ Cl ₃ Si	7521-80-4	191.559			148.5	1.1606 ²⁰	1.4363 ²⁰	s eth, bz, tol, AcOEt
1668	Butyl trifluoroacetate		C ₈ H ₉ F ₃ O ₂	367-64-6	170.129			102	1.0268 ²²	1.353 ²²	s chl
1669	Butylurea		C ₅ H ₁₂ N ₂ O	592-31-4	116.161	tab (w), nd (bz)	97.0				vs H ₂ O, EtOH; sl chl
1670	<i>sec</i> -Butylurea	(1-Methylpropyl)urea	C ₅ H ₁₂ N ₂ O	689-11-2	116.161	pr (w)	169				
1671	<i>tert</i> -Butylurea		C ₅ H ₁₂ N ₂ O	1118-12-3	116.161		176 dec				s H ₂ O; vs EtOH; sl bz
1672	1- <i>tert</i> -Butyl-4-vinylbenzene	<i>p-tert</i> -Butylstyrene	C ₁₂ H ₁₆	1746-23-2	160.255	liq	-36.9	99 ¹⁴	0.89 ²⁰		
1673	Butyl vinyl ether	1-(Ethenyloxy)butane	C ₆ H ₁₂ O	111-34-2	100.158	liq	-92	94	0.7888 ²⁰	1.4026 ²⁰	i H ₂ O; vs EtOH, ace; msc eth; s bz
1674	<i>tert</i> -Butyl vinyl ether	2-(Ethenyloxy)-2-methylpropane	C ₆ H ₁₂ O	926-02-3	100.158	liq	-112	75	0.7691 ²⁰	1.3922 ²⁰	
1675	1-Butyne	Ethylacetylene	C ₄ H ₆	107-00-6	54.091	col gas	-125.7	8.08	0.6783 ⁹	1.3962 ²⁰	i H ₂ O; s EtOH, eth
1676	2-Butyne	Dimethylacetylene	C ₄ H ₆	503-17-3	54.091	vol liq or gas	-32.2	26.9	0.6910 ²⁰	1.3921 ²⁰	i H ₂ O; s EtOH, eth, ctc
1677	2-Butylenediamide	Cellocidin	C ₄ H ₈ N ₂ O ₂	543-21-5	112.087	cry (dil MeOH)	217 dec				sl H ₂ O, chl, EtOH, eth, gl HOAc
1678	2-Butylenedinitrile		C ₄ N ₂	1071-98-3	76.056		20.5	76.5	0.9708 ²⁵	1.4647 ²⁵	
1679	2-Butylenedioic acid		C ₄ H ₆ O ₄	142-45-0	114.057		183 dec				vs H ₂ O, EtOH, eth
1680	2-Butyne-1,4-diol	Bis(hydroxymethyl)acetylene	C ₄ H ₆ O ₂	110-65-6	86.090	pl (bz, AcOEt)	50	238		1.4804 ²⁰	vs H ₂ O, EtOH, ace; sl eth; i bz, peth
1681	2-Butyne-1,4-diol diacetate	1,4-Diacetoxy-2-butyne	C ₈ H ₁₀ O ₄	1573-17-7	170.163			122 ¹⁰		1.4611 ²⁰	s ctc
1682	2-Butynoic acid		C ₄ H ₄ O ₂	590-93-2	84.074	pl (eth, peth)	78	203	0.9641 ²⁰		vs H ₂ O, eth, EtOH, chl
1683	2-Butyn-1-ol		C ₄ H ₆ O	764-01-2	70.090	liq	-1.1	148	0.9370 ²⁰	1.4530 ²⁰	vs eth, EtOH
1684	3-Butyn-1-ol		C ₄ H ₆ O	927-74-2	70.090	liq	-63.6	129	0.9257 ²⁰	1.4409 ²⁰	vs H ₂ O, EtOH
1685	3-Butyn-2-ol		C ₄ H ₆ O	2028-63-9	70.090	liq	-1.5	106.5	0.8618 ²⁰	1.4207 ²⁰	vs H ₂ O, eth, EtOH
1686	3-Butyn-2-one	Ethynyl methyl ketone	C ₄ H ₆ O	1423-60-5	68.074			84	0.8793 ²⁰	1.4070 ²⁰	
1687	3-Butynylbenzene		C ₁₀ H ₁₀	16520-62-0	130.186			190	0.9258 ²⁰	1.5208 ²⁰	
1688	γ -Butyrolactone	Oxolan-2-one	C ₄ H ₆ O ₂	96-48-0	86.090	liq	-43.61	204	1.1296 ²⁰	1.4341 ²⁰	vs ace, bz, eth, EtOH
1689	Cacotheline		C ₂₁ H ₂₁ N ₃ O ₇	561-20-6	427.408	ye cry	>300				sl H ₂ O
1690	γ -Cadinene		C ₁₅ H ₂₄	39029-41-9	204.352			126 ¹²	0.9182 ¹⁵	1.3166 ²⁰	
1691	Cadmium bis(diethylthiocarbamate)		C ₁₀ H ₂₀ CdN ₂ S ₄	14239-68-0	408.950	wh cry	255				
1692	Caffeine		C ₈ H ₁₀ N ₄ O ₂	58-08-2	194.191	wh nd (w+1), hex pr (sub)	238	sub 90	1.23 ¹⁹		sl H ₂ O, EtOH; i eth, ctc; s chl, py
1693	Calactin	19-Oxogomphoside	C ₂₉ H ₄₀ O ₉	20304-47-6	532.623	small pr (ace)	271				
1694	Calcium ascorbate		C ₁₂ H ₁₄ CaO ₁₂	5743-27-1	390.310	tricl cry (w)					s H ₂ O; i MeOH, EtOH
1695	Calcium citrate		C ₁₂ H ₁₀ Ca ₃ O ₁₄	7693-13-2	498.433	cry (w)	\approx 100 dec (hyd)				sl H ₂ O; i EtOH
1696	Calcium cyanamide	Calcium carbimide	CCa ₂ N ₂	156-62-7	80.102	col hex cry	\approx 1340	sub	2.29		dec H ₂ O
1697	Calcium cyclamate		C ₁₂ H ₂₄ CaN ₂ O ₆ S ₂	139-06-0	396.535	cry					vs H ₂ O
1698	Calcium gluconate		C ₁₂ H ₂₂ CaO ₁₄	299-28-5	430.373	cry					i EtOH, os
1699	Calcium iodobenzenate	Iodobenzenoic acid, calcium salt	C ₄₄ H ₈₄ CaI ₂ O ₄	1319-91-1	971.023	wh-ye pow					i H ₂ O, EtOH, eth; s chl
1700	Calcium lactate		C ₆ H ₁₀ CaO ₆	814-80-2	218.217	wh pow (w)					s H ₂ O; i EtOH
1701	Calcium 2,4-pentanedioate	Calcium acetylacetonate	C ₁₀ H ₁₄ CaO ₄	19372-44-2	238.294	col cry (MeOH)	dec				



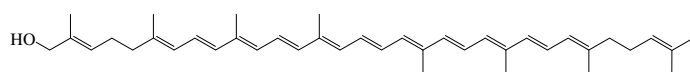
No.	Name	Synonym	Mol. Form.	CAS RN	Mol. Wt.	Physical Form	mp/°C	bp/°C	den/ g cm ⁻³	n _D	Solubility
1702	Calcium thioglycollate		C ₄ H ₆ CaO ₄ S ₂	814-71-1	222.297	pr (w)	220 dec				s H ₂ O, chl; sl EtOH; i eth, bz
1703	Calotoxin	4β-Hydroxy-19-oxogomphoside	C ₂₉ H ₄₀ O ₁₀	20304-49-8	548.622	cry (EtOH)	268				
1704	Calotropin		C ₂₉ H ₄₀ O ₉	1986-70-5	532.623	pl (EtOH)	221				s H ₂ O, EtOH; i eth
1705	Calusterone		C ₂₈ H ₄₈ O	17021-26-0	400.680	cry (ace)	157.5				
1706	Camphene, (+)	2,2-Dimethyl-3-methylenecyclo[2.2.1]heptane, (1R)-	C ₁₀ H ₁₆	5794-03-6	136.234	nd	52	161	0.8950 ⁵⁰	1.4570 ²⁵	vs eth
1707	Camphene, (-)	2,2-Dimethyl-3-methylenecyclo[2.2.1]heptane, (1S)-	C ₁₀ H ₁₆	5794-04-7	136.234		52	158	0.8446 ⁵⁰	1.4564 ⁵⁴	vs eth
1708	d-Camphocarboxylic acid		C ₁₁ H ₁₆ O ₃	18530-30-8	196.243	pr (eth, 50% al)	127.5				vs bz, eth, EtOH
1709	Camphor, (±)	1,7,7-Trimethylbicyclo[2.2.1]heptan-2-one, (±)	C ₁₀ H ₁₆ O	21368-68-3	152.233	wh rhom cry (EtOH)	178.3	sub			i H ₂ O; vs EtOH, eth; s ace, bz, ctc
1710	Camphor, (+)	1,7,7-Trimethylbicyclo[2.2.1]heptan-2-one, (1R)	C ₁₀ H ₁₆ O	464-49-3	152.233	pl	178.8	207.4	0.990 ²⁵	1.5462	i H ₂ O; vs EtOH, eth; s ace, bz
1711	Camphor, (-)	1,7,7-Trimethylbicyclo[2.2.1]heptan-2-one, (1S)	C ₁₀ H ₁₆ O	464-48-2	152.233		178.6		0.9853 ¹⁸		i H ₂ O; vs EtOH, eth, HOAc; s ace, bz
1712	Camphoric acid, (±)	1,2,2-Trimethyl-1,3-cyclopentanedicarboxylic acid, (1RS, 3SR)	C ₁₀ H ₁₆ O ₄	5394-83-2	200.232	pr, lf	202		1.186		sl H ₂ O; s chl, eth, EtOH
1713	d-Camphorsulfonic acid		C ₁₀ H ₁₆ O ₃ S	3144-16-9	232.297	pr (HOAc)	195 dec				vs H ₂ O; i eth; sl HOAc
1714	Canadine, (±)	DL-Tetrahydroberberine	C ₂₀ H ₂₁ NO ₄	29074-38-2	339.386	mcl nd (al)	134				vs EtOH, chl
1715	Cannabidiol		C ₂₁ H ₃₀ O ₂	13956-29-1	314.462	rods (peth)	67	188 ²	1.040 ⁴⁰	1.5404 ²⁰	i H ₂ O; s EtOH, eth, bz, chl
1716	Cannabinol	6,6,9-Trimethyl-3-pentyl-6H-dibenzo[b,d]pyran-1-ol	C ₂₁ H ₂₆ O ₂	521-35-7	310.430	pl, lf (peth)	77	185 ^{0.05}			i H ₂ O; s EtOH, eth, ace, bz, peth, alk
1717	Canrenone		C ₂₂ H ₂₈ O ₃	976-71-6	340.455	cry (AcOEt)	150				
1718	Cantharidin		C ₁₀ H ₁₂ O ₄	56-25-7	196.200	orth pl	218	sub 84			i H ₂ O; sl EtOH, eth, ace, bz; s HOAc
1719	Caprolactam	6-Hexanelactam	C ₆ H ₁₁ NO	105-60-2	113.157	lf (lig)	69.3	270			vs H ₂ O, bz, EtOH, chl
1720	Capsaicin		C ₁₈ H ₂₇ NO ₃	404-86-4	305.412	mcl pl or sc (peth)	65	215 ^{0.01}			i H ₂ O; vs EtOH; s eth, bz, peth; sl con HCl
1721	Capsanthin	3,3'-Dihydroxy-β,κ-caroten-6'-one, (3R,3'S,5'R)	C ₄₀ H ₅₆ O ₃	465-42-9	584.871		176				
1722	Captafol		C ₁₀ H ₉ Cl ₄ NO ₂ S	2425-06-1	349.061	cry	161				
1723	Captan		C ₉ H ₈ Cl ₃ NO ₂ S	133-06-2	300.590	cry (CCl ₄)	172.5		1.74 ²⁵		vs chl
1724	Captopril	1-(3-Mercapto-2-methyl-1-oxypropyl)proline	C ₉ H ₁₅ NO ₃ S	62571-86-2	217.285	cry (AcOEt)	105				s H ₂ O, EtOH, chl
1725	Carbachol		C ₆ H ₁₅ ClN ₂ O ₂	51-83-2	182.648		210 dec				vs H ₂ O, MeOH; sl EtOH; i eth, chl
1726	Carbamic chloride	Carbamy chloride	CH ₂ ClNO	463-72-9	79.486			dec 62			
1727	Carbamodithioic acid		CH ₃ NS ₂	594-07-0	93.172						vs EtOH, eth
1728	Carbamoyl dihydrogen phosphate		CH ₄ NO ₅ P	590-55-6	141.021	unstab in soln					
1729	Carbaryl		C ₁₂ H ₁₁ NO ₂	63-25-2	201.221		145		1.228 ²⁵		vs ace, DMF
1730	Carbazole	Dibenzopyrrole	C ₁₂ H ₉ N	86-74-8	167.206	pl or lf	246.3	354.69			i H ₂ O; sl EtOH, eth, bz, chl; s ace
1731	9H-Carbazole-9-acetic acid		C ₁₄ H ₁₁ NO ₂	524-80-1	225.243	lf (AcOEt)	215				vs eth, EtOH, chl, HOAc
1732	Carbendazim	Carbamic acid, 1H-benzimidazol-2-yl-, methyl ester	C ₉ H ₉ N ₃ O ₂	10605-21-7	191.186		300 dec		1.45		
1733	Carbetapentane	Pentoxiverine	C ₂₀ H ₃₁ NO ₃	77-23-6	333.465			165 ^{0.01}			
1734	N-Carbethoxyphthalimide	N-(Ethoxycarbonyl)phthalimide	C ₁₁ H ₉ NO ₄	22509-74-6	219.194		91				
1735	Carbic anhydride		C ₉ H ₆ O ₃	129-64-6	164.158	orth cry (peth)	164.5		1.417 ²⁵		vs ace, bz, EtOH, chl
1736	Carbimazole		C ₇ H ₁₀ N ₂ O ₂ S	22232-54-8	186.231	cry, pow	123.5				vs ace, chl
1737	Carbobenzoylhydrazine	Benzyl carbazate	C ₈ H ₁₀ N ₂ O ₂	5331-43-1	166.177		69.5				
1738	Carbofuran		C ₁₂ H ₁₅ NO ₃	1563-66-2	221.252		151		1.18		
1739	Carboimidic difluoride		CHF ₂ N	2712-98-3	65.023	gas	-90	-13 dec			
1740	γ-Carboline	5H-Pyrido[4,3-b]indole	C ₁₁ H ₆ N ₂	244-69-9	168.195	nd	225		1.352		sl H ₂ O, bz; vs MeOH; s EtOH



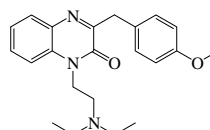
No.	Name	Synonym	Mol. Form.	CAS RN	Mol. Wt.	Physical Form	mp/°C	bp/°C	den/ g cm ⁻³	n _D	Solubility
1741	Carbon dioxide	Carbonic anhydride	CO ₂	124-38-9	44.010	col gas	-56.56 tp	-78.5 sp	0.720 ²⁵ (p>1 atm)		sl H ₂ O
1742	Carbon diselenide	Carbon selenide	CSe ₂	506-80-9	169.93	ye liq	-43.7	125.5	2.6823 ²⁰	1.8454 ²⁰	
1743	Carbon disulfide	Carbon bisulfide	CS ₂	75-15-0	76.141	col liq	-112.1	46	1.2632 ²⁰	1.6319 ²⁰	s H ₂ O, chl; msc EtOH, eth
1744	Carbonic acid		CH ₂ O ₃	463-79-6	62.025						Aq. soln. of CO ₂
1745	Carbonic dihydrazide	Carbohydrazide	CH ₂ N ₄ O	497-18-7	90.085	nd (dil al)	154		1.616 ²⁰		vs H ₂ O, EtOH
1746	Carbon monoxide	Carbon oxide	CO	630-08-0	28.010	col gas	-205.02	-191.5	0.7909 ¹⁹		sl H ₂ O; s bz, HOAc
1747	Carbonochloridic acid, 4-nitrophenyl ester		C ₇ H ₄ ClNO ₄	7693-46-1	201.565		80	160 ¹⁹			
1748	Carbonochloridic acid, (4-nitrophenyl)methyl ester		C ₈ H ₈ ClNO ₄	4457-32-3	215.592		32.8				
1749	Carbonochloridic acid, 2,2,2-trichloroethyl ester		C ₃ H ₂ Cl ₄ O ₂	17341-93-4	211.859			63 ¹¹			
1750	Carbonothioic dichloride	Thiophosgene	CCl ₂ S	463-71-8	114.982	red liq		73	1.508 ¹⁵	1.5442 ²⁰	dec H ₂ O, EtOH; s eth
1751	Carbonothioic dihydrazide	1,3-Diamino-2-thiourea	CH ₆ N ₄ S	2231-57-4	106.151	nd, pl (w) nd, pl (w)	170 dec				vs H ₂ O
1752	Carbon oxyselenide	Carbonyl selenide	COSe	1603-84-5	106.97	col gas; unstab	-122	-21.5			dec H ₂ O
1753	Carbon oxysulfide	Carbonyl sulfide	COS	463-58-1	60.075	col gas	-138.8	-50	1.028 ¹⁷	1.24 ⁸⁷	sl H ₂ O; s EtOH; vs KOH
1754	Carbon suboxide	1,2-Propadiene-1,3-dione	C ₃ O ₂	504-64-3	68.031	col gas	-107	6.8	1.114 ⁰	1.4538 ⁰	s eth, bz, CS ₂
1755	Carbonyl bromide	Bromophosgene	CBBr ₂ O	593-95-3	187.818			64.5	2.52 ¹⁵		
1756	Carbonyl chloride	Phosgene	CCl ₂ O	75-44-5	98.916	col gas	-127.78	8	1.3719 ²⁵ (p>1 atm)		s bz, ctc, chl, tol, HOAc
1757	Carbonyl chloride fluoride	Carbonic chloride fluoride	CClFO	353-49-1	82.461	col gas	-148	-47.2			reac H ₂ O
1758	Carbonyl dicyanide		C ₂ N ₂ O	1115-12-4	80.044	liq	-36	65.5	1.124 ²⁰	1.3919 ²⁰	s eth, ace, ctc, chl
1759	<i>N,N'</i> -Carbonyldiimidazole		C ₇ H ₈ N ₄ O	530-62-1	162.149	cry (bz)	119				
1760	Carbonyl fluoride		CF ₂ O	353-50-4	66.007	col gas	-111.2	-84.5	1.139 ²⁵		
1761	Carbophenothion		C ₁₁ H ₁₆ ClO ₂ PS ₃	786-19-6	342.866			82 ^{0,01}	1.271 ²⁰		
1762	Carbosulfan		C ₂₀ H ₃₂ N ₂ O ₃ S	55285-14-8	380.544			126	1.056 ²⁰		
1763	Carboxin		C ₁₂ H ₁₂ NO ₂ S	5234-68-4	235.302		94				
1764	2-Carboxybenzeneacetic acid		C ₉ H ₈ O ₄	89-51-0	180.158		184.5		1.4100 ²⁰		s H ₂ O, EtOH; sl eth; i bz, chl
1765	<i>N</i> -(<i>D</i> -1-Carboxyethyl)- <i>L</i> -arginine	Octopine	C ₉ H ₁₈ N ₄ O ₄	34522-32-2	246.264	nd (w)	281				
1766	<i>L</i> -γ-Carboxyglutamic acid		C ₆ H ₉ NO ₆	53861-57-7	191.138	cry	167				
1767	<i>S</i> -(Carboxymethyl)- <i>L</i> -cysteine	Carbocysteine	C ₃ H ₅ NO ₂ S	638-23-3	179.195	nd	206				
1768	2-Carboxyphenyl 2-hydroxybenzoate	Salsalate	C ₁₄ H ₁₀ O ₅	552-94-3	258.226		147				sl ace
1769	3-Carene, (+)		C ₁₀ H ₁₆	498-15-7	136.234			171; 123 ²⁰⁰	0.8549 ³⁰	1.469 ³	vs ace, bz, eth
1770	Carisoprodol		C ₁₂ H ₂₄ N ₂ O ₄	78-44-4	260.330	cry	92				s os
1771	Carnicinic acid		C ₂₂ H ₂₀ O ₁₃	1260-17-9	492.386	red mcl pr (aq, MeOH)	136 dec				s H ₂ O, EtOH; sl eth; i bz, chl
1772	Carnitine	4-Amino-3-hydroxybutanoic acid trimethylbetaine	C ₇ H ₁₅ NO ₃	541-15-1	161.199	cry (al-ace), hyg	197 dec				vs H ₂ O, EtOH
1773	Carnosine	<i>N</i> -β-Alanyl- <i>L</i> -histidine	C ₉ H ₁₄ N ₄ O ₃	305-84-0	226.232		260				vs H ₂ O
1774	α-Carotene		C ₄₀ H ₅₆	7488-99-5	536.873	red pl or pr (peth, bz-MeOH)	187.5		1.00 ²⁰		vs bz, eth, chl
1775	β-Carotene		C ₄₀ H ₅₆	7235-40-7	536.873	red br hex pr (bz-MeOH)	183		1.00 ²⁰		i H ₂ O; sl EtOH, chl; s eth, ace, bz
1776	β,ψ-Carotene	γ-Carotene	C ₄₀ H ₅₆	472-93-5	536.873	red pr (bz-MeOH), viol pr (eth)	153				i H ₂ O, EtOH; sl eth, peth; s bz, chl
1777	ψ,ψ-Carotene	<i>trans</i> -Lycopene	C ₄₀ H ₅₆	502-65-8	536.873	red pr or nd (peth)	175				sl EtOH, peth; s eth; vs bz, chl, CS ₂
1778	β,β-Carotene-3,3'-diol, (3 <i>R</i> ,3' <i>R</i>)	Zeaxanthin	C ₄₀ H ₅₆ O ₂	144-68-3	568.872	ye pr (MeOH) orth (chl-eth)	215.5	227 ^{0,06}			i H ₂ O; sl EtOH; s eth, ace, bz, py, chl
1779	β,ε-Carotene-3,3'-diol, (3 <i>R</i> ,3' <i>R</i> ,6' <i>R</i>)	Xanthophyll	C ₄₀ H ₅₆ O ₂	127-40-2	568.872	ye or viol pr (eth-MeOH)	196				vs bz, eth, EtOH, peth
1780	β,β-Caroten-3-ol, (3 <i>R</i>)	Cryptoxanthin	C ₄₀ H ₅₆ O	472-70-8	552.872	garnet red pr (bz-MeOH)	160				vs bz, chl
1781	β,ψ-Caroten-3-ol, (3 <i>R</i>)	Rubixanthin	C ₄₀ H ₅₆ O	3763-55-1	552.872	dk red nd (bz-MeOH) oran-red (bz-peth)	160				sl EtOH, peth; s bz, chl



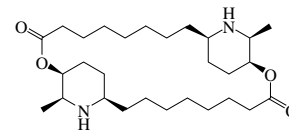
No.	Name	Synonym	Mol. Form.	CAS RN	Mol. Wt.	Physical Form	mp/°C	bp/°C	den/ g cm ⁻³	n _D	Solubility
1782	ψ,ψ -Caroten-16-ol	Lycoxanthin	C ₄₀ H ₅₆ O	19891-74-8	552.872	red pl (bz-MeOH)	168				i H ₂ O; sl EtOH; s bz, CS ₂
1783	Caroverine		C ₂₂ H ₂₇ N ₃ O ₂	23465-76-1	365.468	cry	69	2020 ⁰¹			sl i-PrOH
1784	Carpaine		C ₂₈ H ₅₀ N ₂ O ₄	3463-92-1	478.708	mcl pr (al. ace)	121				vs ace, bz, eth, EtOH
1785	Cartap hydrochloride		C ₇ H ₁₆ ClN ₃ O ₂ S ₂	22042-59-7	273.804	cry	180				s H ₂ O; sl EtOH, MeOH
1786	Carvenone, (S)		C ₁₀ H ₁₆ O	10395-45-6	152.233			233	0.9289 ²⁰	1.4805 ²⁰	i H ₂ O; s ace
1787	(R)-Carvone	<i>p</i> -Mentha-1,8-dien-6-one, (R)	C ₁₀ H ₁₄ O	6485-40-1	150.217		25.2	231	0.9593 ²⁰	1.4988 ²⁰	sl H ₂ O; vs EtOH; s eth, ctc, chl
1788	(S)-Carvone	<i>p</i> -Mentha-1,8-dien-6-one, (S)	C ₁₀ H ₁₄ O	2244-16-8	150.217		<15	231	0.965 ²⁰	1.4989 ²⁰	sl H ₂ O; vs EtOH; s eth, chl
1789	Caryophyllene		C ₁₅ H ₂₄	87-44-5	204.352			122 ^{13.5}	0.9075 ²⁰	1.4986 ²⁰	vs bz
1790	Casimiroin	6-Methoxy-9-methyl-1,3-dioxolo[4,5-h]quinolin-8(9H)-one	C ₁₂ H ₁₁ NO ₄	477-89-4	233.220						sl chl
1791	Cassaine		C ₂₄ H ₃₉ NO ₄	468-76-8	405.572	fl (eth)	142.5				s EtOH, ace, chl, eth, bz, MeOH
1792	Caulophylline		C ₁₂ H ₁₆ N ₂ O	486-86-2	204.267	cry (w+2), nd (al, bz)	137				vs H ₂ O, ace, bz, EtOH
1793	α -Cedrene		C ₁₅ H ₂₄	469-61-4	204.352	oil		262.5; 125 ¹²			
1794	Cedrol		C ₁₅ H ₂₆ O	77-53-2	222.366		86		0.9479 ⁹⁰	1.4824 ⁹⁰	
1795	Cefazolin		C ₁₄ H ₁₄ N ₆ O ₄ S ₃	25953-19-9	454.508	nd (ace aq)	200 dec				s DMF, py; sl MeOH; i chl, bz, eth
1796	β -Cellobiose		C ₁₂ H ₂₂ O ₁₁	13360-52-6	342.296	cry (dil al)	225 dec				s H ₂ O; i EtOH, eth, ace, bz
1797	Cellotriose		C ₁₈ H ₃₂ O ₁₆	33404-34-1	504.437		208				
1798	Cephalexin		C ₁₆ H ₁₇ N ₃ O ₄ S	15686-71-2	347.389	cry					
1799	Cephaloglycin	Kafocin	C ₁₈ H ₁₉ N ₃ O ₆ S	3577-01-3	405.425	cry (w)	\approx 220 dec				
1800	Cephaloridine		C ₁₉ H ₁₇ N ₃ O ₄ S ₂	50-59-9	415.486	cry					s H ₂ O
1801	Cephalothin		C ₁₆ H ₁₆ N ₂ O ₆ S ₂	153-61-7	396.437		160				
1802	Cephapirin		C ₁₇ H ₁₇ N ₃ O ₆ S ₂	21593-23-7	423.463	cry (ace aq)	155				
1803	Cepharanthine		C ₃₇ H ₃₈ N ₂ O ₆	481-49-2	606.707	ye amor pow	150				
1804	Cephradine		C ₁₆ H ₁₆ N ₂ O ₄ S	38821-53-3	349.405	col cry (w)	141 dec				
1805	Cerulenin	2,3-Epoxy-4-oxo-7,10-dodecadienamide, (2 <i>R</i> ,3 <i>S</i>)-	C ₁₂ H ₁₇ NO ₃	17397-89-6	223.268	wh nd	94				sl H ₂ O; s bz, EtOH, ace; i peth
1806	Cevadine		C ₃₂ H ₄₉ NO ₃	62-59-9	591.733	flat nd (eth)	213 dec				
1807	Chavicine		C ₁₇ H ₁₉ NO ₃	495-91-0	285.338						vs eth, EtOH, peth
1808	Cheirolin		C ₉ H ₉ NO ₂ S ₂	505-34-0	179.261	cry (eth)	47.5	200 ³			vs EtOH, chl
1809	Chelerythrine		C ₂₁ H ₁₉ NO ₅	34316-15-9	365.380	cry (chl-MeOH)		207			vs chl
1810	Chelidonine	Stylophorine	C ₂₀ H ₁₉ NO ₅	476-32-4	353.369	mcl pr (al)	135.5	220 ^{0.002}			i H ₂ O; s EtOH, eth, chl
1811	Chinomethionat		C ₁₀ H ₆ N ₂ OS ₂	2439-01-2	234.297		170				
1812	Chloral hydrate		C ₂ H ₃ Cl ₃ O ₂	302-17-0	165.403		57	dec 96	1.9081 ²⁰		vs H ₂ O, bz, eth, EtOH
1813	Chlorambucil		C ₁₄ H ₁₅ Cl ₂ NO ₂	305-03-3	304.213		65				
1814	Chloramine B	<i>N</i> -Chlorobenzenesulfonamide sodium	C ₆ H ₅ ClNNaO ₂ S	127-52-6	213.618	pr (w)	190				sl EtOH; i chl, eth
1815	Chloramine T	<i>N</i> -Chloro-4-methylbenzenesulfonamide sodium	C ₇ H ₇ ClNNaO ₂ S	127-65-1	227.645	pr (hyd)	180 (hyd)				s H ₂ O; i bz, chl, eth
1816	Chloramphenicol		C ₁₁ H ₁₂ Cl ₂ N ₂ O ₅	56-75-7	323.129	pa ye pl or nd (w)	150.5	sub			vs ace, EtOH, chl
1817	Chloramphenicol palmitate		C ₂₇ H ₄₂ Cl ₂ N ₂ O ₆	530-43-8	561.537	cry (bz)	90				vs bz, eth, EtOH
1818	Chloranilic acid	2,5-Dichloro-3,6-dihydroxy-2,5-cyclohexadiene-1,4-dione	C ₆ H ₂ Cl ₂ O ₄	87-88-7	208.984	red lf (w+2)	283.5				s H ₂ O
1819	Chlorbenside	1-Chloro-4[[[(4-chlorophenyl)methyl]thio]benzene	C ₁₃ H ₁₀ Cl ₂ S	103-17-3	269.189		75		1.4210 ²⁰		
1820	Chlorbicyclen		C ₈ H ₆ Cl ₈	2550-75-6	397.768	pow	105	174 ²			
1821	Chlorbromuron	<i>N</i> '-(4-Bromo-3-chlorophenyl)- <i>N</i> -methoxy- <i>N</i> -methylurea	C ₉ H ₁₀ BrClN ₂ O ₂	13360-45-7	293.544		96		1.69 ²⁰		
1822	Chlorbufam	1-Methyl-2-propynyl(3-chlorophenyl)carbamate	C ₁₁ H ₁₀ ClNO ₂	1967-16-4	223.656	cry	45.5				sl H ₂ O; s MeOH, EtOH, ace
1823	Chlorcyclizine		C ₁₈ H ₂₁ ClN ₂	82-93-9	300.826	oil		140 ^{0.12}			
1824	Chlordane		C ₁₀ H ₆ Cl ₈	57-74-9	409.779		106	175 ¹	1.60 ²⁵		
1825	Chlordantoin		C ₁₁ H ₁₇ Cl ₃ N ₂ O ₂ S	5588-20-5	347.689						s CS ₂
1826	Chlordene		C ₁₀ H ₆ Cl ₆	3734-48-3	338.873	cry (EtOH)	155				
1827	Chlordimeform		C ₁₀ H ₁₃ ClN ₂	6164-98-3	196.676		35	156 ^{0.4}	1.105 ²⁵	1.5885 ²⁵	vs bz, eth, EtOH



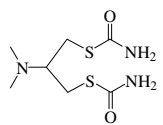
ψ,ψ-Caroten-16-ol



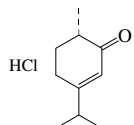
Caroverine



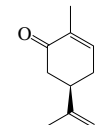
Carpaine



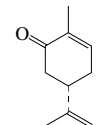
Cartap hydrochloride



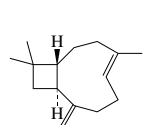
Carvenone, (S)



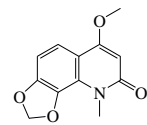
(R)-Carvone



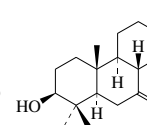
(S)-Carvone



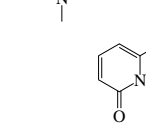
Caryophyllene



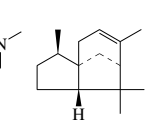
Casimiroin



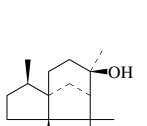
Cassaine



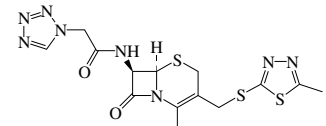
Caulophylline



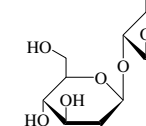
α-Cedrene



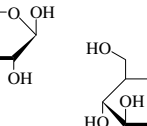
Cedrol



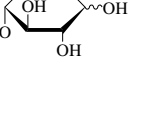
Cefazolin



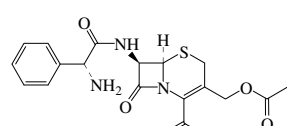
β-Cellobiose



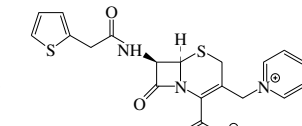
Cellotriose



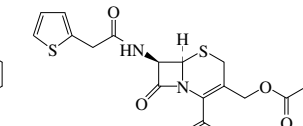
Cephalexin



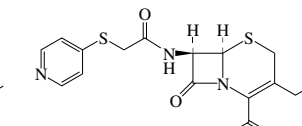
Cephaloglycin



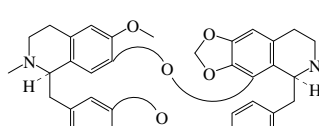
Cephaloridine



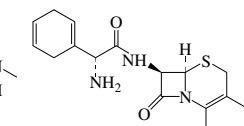
Cephalothin



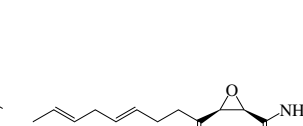
Cephapirin



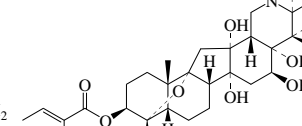
Cepharanthine



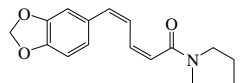
Cephradine



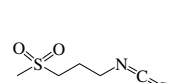
Cerulenin



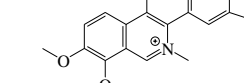
Cevadine



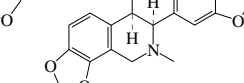
Chavicine



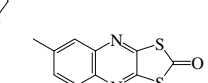
Cheirolin



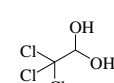
Chelerythrine



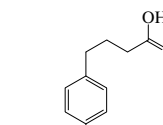
Chelidionine



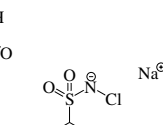
Chinomethionat



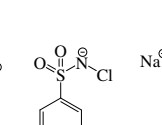
Chloral hydrate



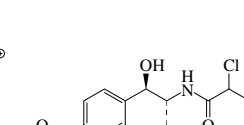
Chlorambucil



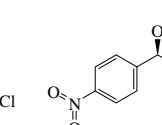
Chloramine B



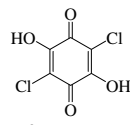
Chloramine T



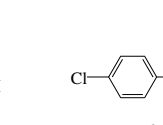
Chloramphenicol



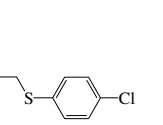
Chloramphenicol palmitate



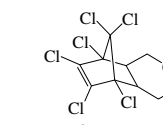
Chloranilic acid



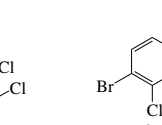
Chlorbenside



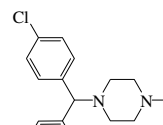
Chlorbicyclen



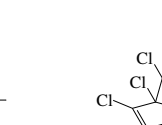
Chlorbromuron



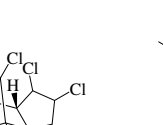
Chlorbufam



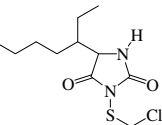
Chlorcyclizine



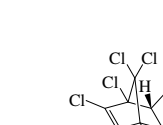
Chlordane



Chlordantoin

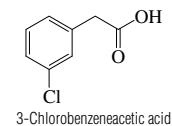
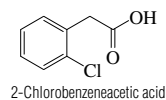
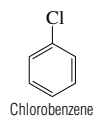
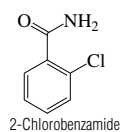
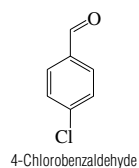
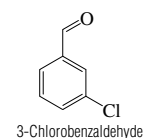
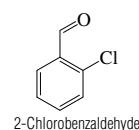
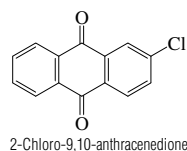
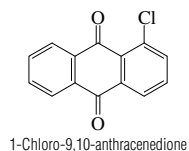
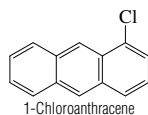
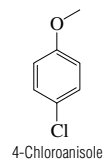
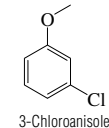
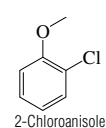
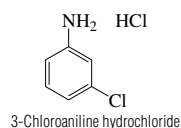
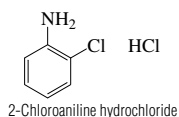
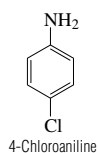
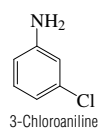
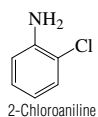
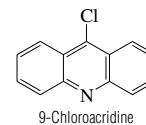
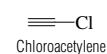
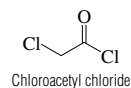
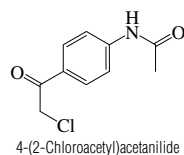
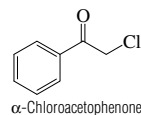
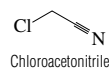
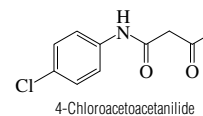
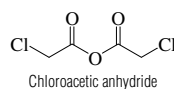
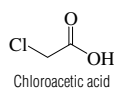
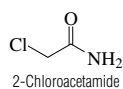
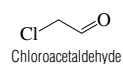
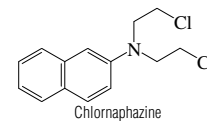
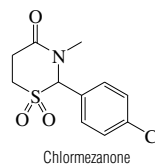
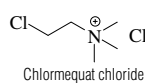
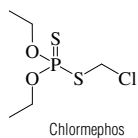
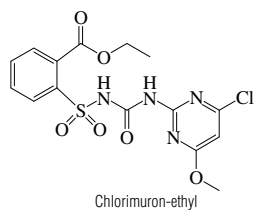
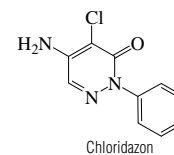
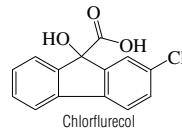
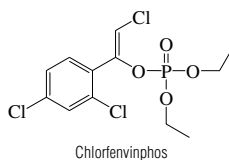
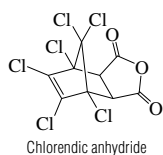
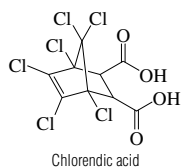


Chlordene

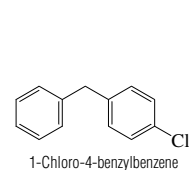
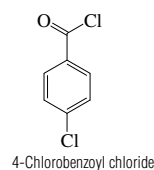
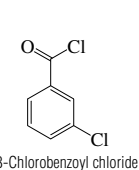
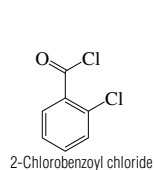
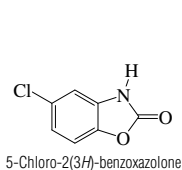
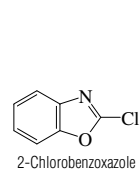
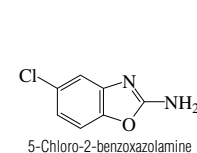
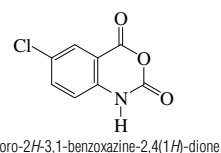
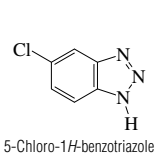
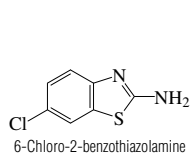
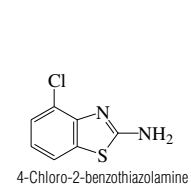
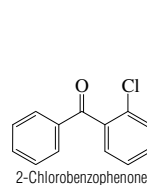
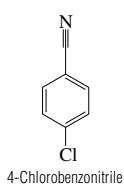
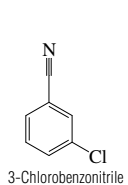
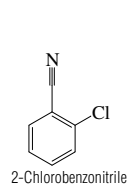
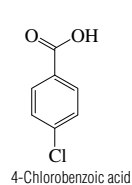
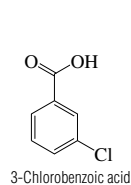
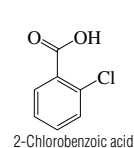
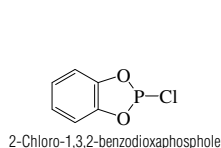
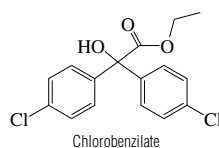
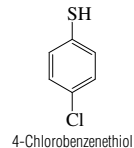
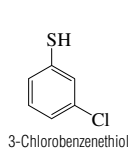
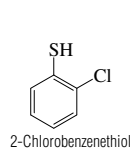
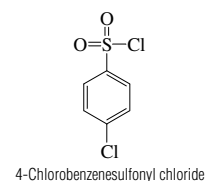
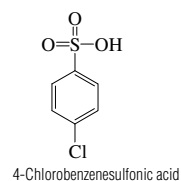
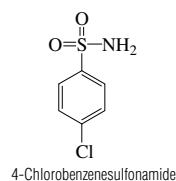
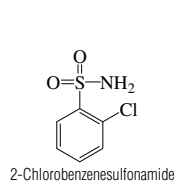
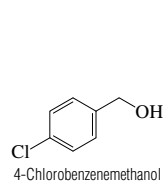
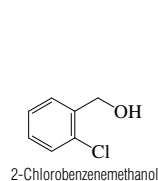
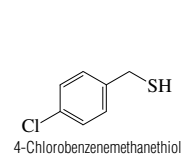
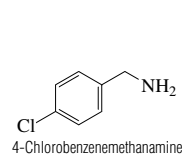
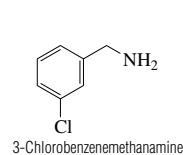
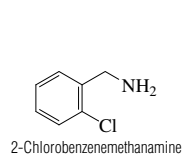
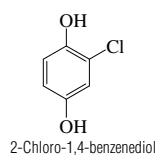
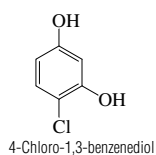
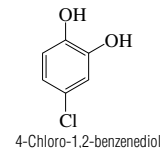
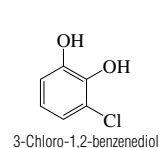
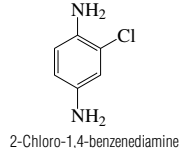
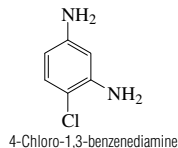
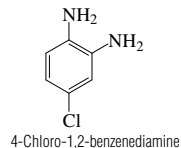
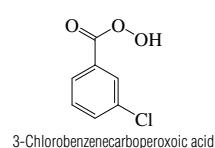
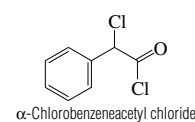
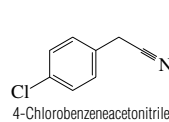
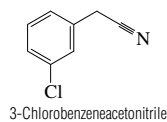
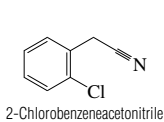
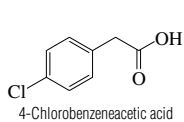


Chlordimeform

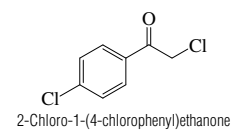
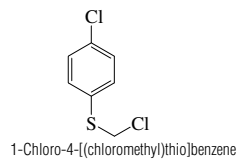
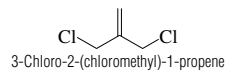
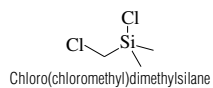
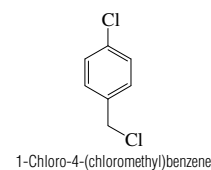
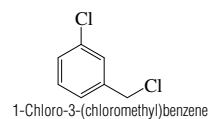
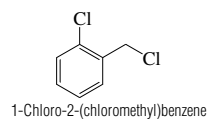
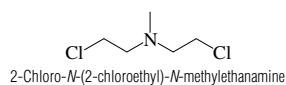
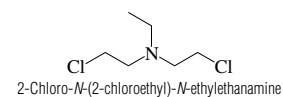
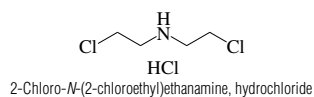
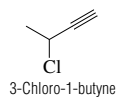
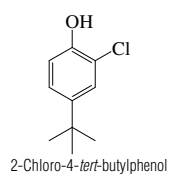
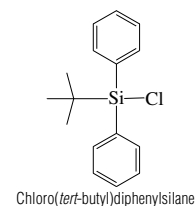
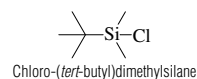
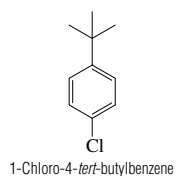
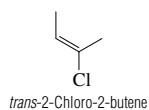
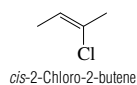
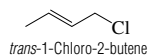
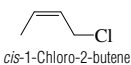
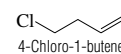
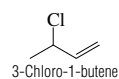
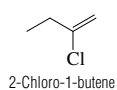
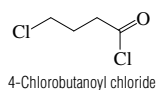
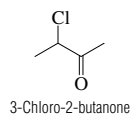
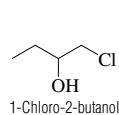
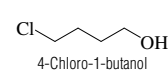
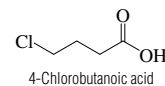
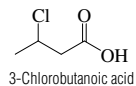
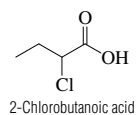
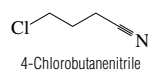
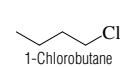
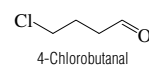
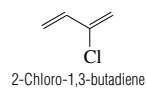
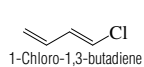
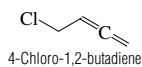
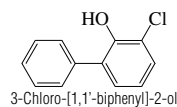
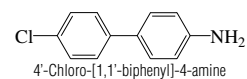
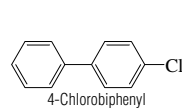
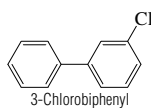
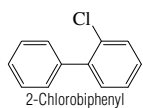
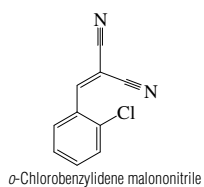
No.	Name	Synonym	Mol. Form.	CAS RN	Mol. Wt.	Physical Form	mp/°C	bp/°C	den/ g cm ⁻³	n _D	Solubility
1828	Chlorendic acid	1,4,5,6,7,7-Hexachloro-5-norbornene-2,3-dicarboxylic acid	C ₉ H ₄ Cl ₆ O ₄	115-28-6	388.844	cry (w)	232				
1829	Chlorendic anhydride		C ₉ H ₂ Cl ₆ O ₃	115-27-5	370.828		235				
1830	Chlorfenvinphos		C ₁₂ H ₁₄ Cl ₃ O ₄ P	470-90-6	359.569			170 ^{0.05}			
1831	Chlorfluorecol	9H-Fluorene-9-carboxylic acid, 2-chloro-9-hydroxy-	C ₁₄ H ₉ ClO ₃	2464-37-1	260.672				1.496 ²⁰		
1832	Chloridazon	3(2H)-Pyridazinone, 5-amino-4-chloro-2-phenyl-	C ₁₀ H ₈ ClN ₂ O	1698-60-8	221.643		205				
1833	Chlorimuron-ethyl		C ₁₅ H ₁₅ ClN ₄ O ₆ S	90982-32-4	414.821		186				
1834	Chlormephos	Chloromethyl O,O-diethyl dithiophosphate	C ₆ H ₁₂ ClO ₂ PS ₂	24934-91-6	234.705	oil		83 ^{0.1}		1.5244	sl H ₂ O; misc os
1835	Chlormequat chloride		C ₇ H ₁₃ Cl ₂ N	999-81-5	158.069			239 dec			
1836	Chlormezanone		C ₁₁ H ₁₂ ClNO ₃ S	80-77-3	273.736	cry	117				sl EtOH
1837	Chlornaphazine		C ₁₄ H ₁₅ Cl ₂ N	494-03-1	268.182	pl (peth)	55	210 ⁵			vs ace, bz, eth, EtOH
1838	Chloroacetaldehyde		C ₂ H ₃ ClO	107-20-0	78.497	liq	-16.3	85.5	1.19		s eth
1839	2-Chloroacetamide		C ₂ H ₄ ClNO	79-07-2	93.512		121	225			s H ₂ O; vs EtOH; sl eth
1840	Chloroacetic acid		C ₂ H ₃ ClO ₂	79-11-8	94.497	mcl pl	63	189.3	1.4043 ⁹⁰	1.4351 ⁵⁵	vs H ₂ O; s EtOH, eth, bz, chl; sl ctc
1841	Chloroacetic anhydride		C ₄ H ₄ Cl ₂ O ₃	541-88-8	170.979	pr (bz)	46	203	1.5497 ²⁰		
1842	4-Chloroacetoacetanilide	N-Acetoacetyl-4-chloroaniline	C ₁₀ H ₁₀ ClNO ₂	101-92-8	211.645		132				
1843	Chloroacetone		C ₃ H ₅ ClO	78-95-5	92.524	liq	-44.5	119	1.15 ²⁰		s H ₂ O, EtOH, eth, chl
1844	Chloroacetonitrile	Chloromethyl cyanide	C ₂ H ₂ ClN	107-14-2	75.497			126.5	1.1930 ²⁰	1.4202 ²⁵	vs eth, EtOH
1845	α-Chloroacetophenone	ω-Chloroacetophenone	C ₈ H ₇ ClO	532-27-4	154.594	pl(dil al), rhom, lf (peth)	56.5	247	1.324 ¹⁵		i H ₂ O; vs EtOH, eth, bz; s ace, peth
1846	4-(2-Chloroacetyl)acetanilide		C ₁₀ H ₁₀ ClNO ₂	140-49-8	211.645		218				
1847	Chloroacetyl chloride		C ₂ H ₂ Cl ₂ O	79-04-9	112.942	liq	-22	106	1.4202 ²⁰	1.4530 ²⁰	msc eth; s ace, ctc
1848	Chloroacetylene		C ₂ HCl	593-63-5	60.482	col gas	-126	-30			sl EtOH
1849	9-Chloroacridine		C ₁₃ H ₉ ClN	1207-69-8	213.663	nd (al)	121	sub			vs H ₂ O, EtOH
1850	2-Chloroaniline		C ₆ H ₆ ClN	95-51-2	127.572	liq	-1.9	208.8		1.5895 ²⁰	i H ₂ O; msc EtOH; s eth, ace
1851	3-Chloroaniline		C ₆ H ₆ ClN	108-42-9	127.572	liq	-10.28	230.5	1.2161 ²⁰	1.5941 ²⁰	i H ₂ O; msc EtOH, eth, ace, bz; s chl
1852	4-Chloroaniline		C ₆ H ₆ ClN	106-47-8	127.572	orth pr	70.5	232	1.429 ¹⁹	1.5546 ⁶⁷	s H ₂ O, EtOH, eth, chl
1853	2-Chloroaniline hydrochloride		C ₆ H ₇ Cl ₂ N	137-04-2	164.033	pl (w, aq al)	235		1.505 ¹⁸		vs H ₂ O
1854	3-Chloroaniline hydrochloride		C ₆ H ₇ Cl ₂ N	141-85-5	164.033	pl	222				vs H ₂ O, EtOH
1855	2-Chloroanisole	1-Chloro-2-methoxybenzene	C ₇ H ₇ ClO	766-51-8	142.583	liq	-26.8	198.5	1.1911 ²⁰	1.5480 ²⁰	i H ₂ O; s EtOH, eth; sl chl
1856	3-Chloroanisole	1-Chloro-3-methoxybenzene	C ₇ H ₇ ClO	2845-89-8	142.583			193.5	1.1759 ¹²	1.5365 ²⁰	i H ₂ O; s EtOH, eth
1857	4-Chloroanisole	1-Chloro-4-methoxybenzene	C ₇ H ₇ ClO	623-12-1	142.583		<-18	197.5	1.201 ²⁰	1.5390 ²⁰	i H ₂ O; vs EtOH, eth, chl; s ctc
1858	1-Chloroanthracene		C ₁₄ H ₉ Cl	4985-70-0	212.674	lf (HOAc)	83.5		1.1707 ¹⁰⁰	1.6959 ¹⁰⁰	i H ₂ O; s EtOH, eth, bz, ctc
1859	1-Chloro-9,10-anthracenedione		C ₁₄ H ₇ ClO ₂	82-44-0	242.658	ye nd (to or al)	163	sub			i H ₂ O; sl EtOH, ctc; msc eth; s bz
1860	2-Chloro-9,10-anthracenedione		C ₁₄ H ₇ ClO ₂	131-09-9	242.658	pa ye nd (al, HOAc)	211	sub			i H ₂ O, eth; sl EtOH, bz; vs tol; s PhNO ₂
1861	2-Chlorobenzaldehyde		C ₇ H ₅ ClO	89-98-5	140.567	nd	12.4	211.9	1.2483 ²⁰	1.5662 ²⁰	sl H ₂ O; s EtOH, eth, ace, bz, ctc
1862	3-Chlorobenzaldehyde		C ₇ H ₅ ClO	587-04-2	140.567	pr	17.5	213.5	1.2410 ²⁰	1.5650 ²⁰	sl H ₂ O, chl; s EtOH, eth, ace, bz
1863	4-Chlorobenzaldehyde		C ₇ H ₅ ClO	104-88-1	140.567	pl	47.5	213.5	1.196 ⁶¹	1.555 ⁶¹	s H ₂ O, ace, chl; vs EtOH, eth, bz
1864	2-Chlorobenzamide		C ₇ H ₆ ClNO	609-66-5	155.582	orth nd (w)	141.8				s H ₂ O, EtOH, eth
1865	Chlorobenzene	Phenyl chloride	C ₆ H ₅ Cl	108-90-7	112.557	liq	-45.31	131.72	1.1058 ²⁰	1.5241 ²⁰	i H ₂ O; msc EtOH, eth; vs bz, ctc
1866	2-Chlorobenzeneacetic acid		C ₈ H ₇ ClO ₂	2444-36-2	170.594	nd (w)	96				sl H ₂ O; vs EtOH
1867	3-Chlorobenzeneacetic acid		C ₈ H ₇ ClO ₂	1878-65-5	170.594	pl (dil al), nd (lig)	77.5				sl H ₂ O, bz, ctc, EtOH; msc eth



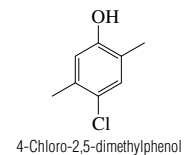
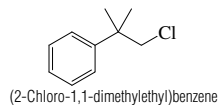
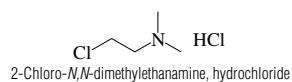
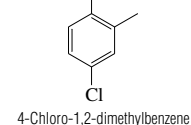
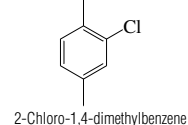
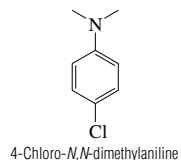
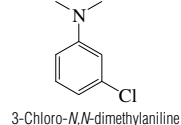
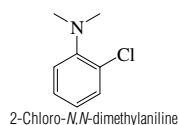
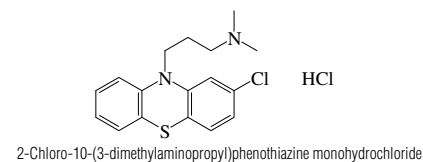
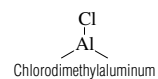
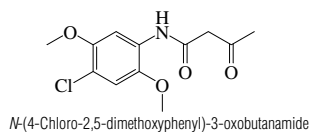
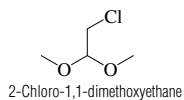
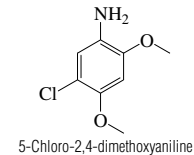
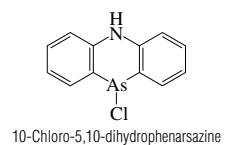
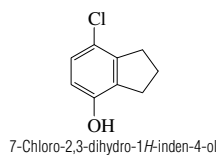
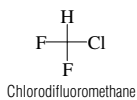
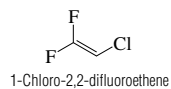
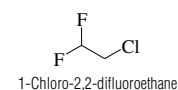
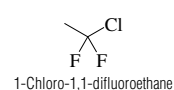
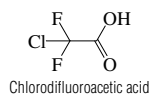
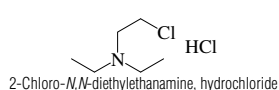
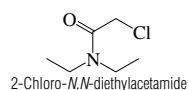
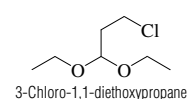
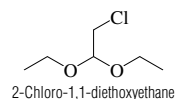
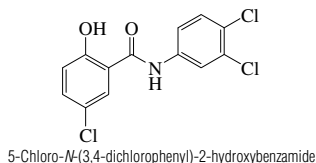
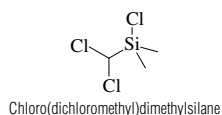
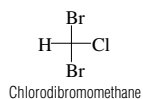
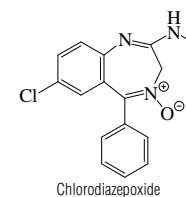
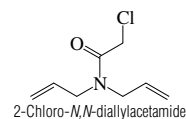
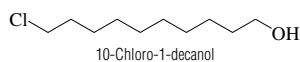
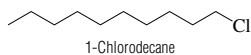
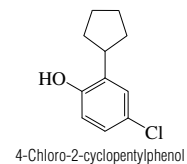
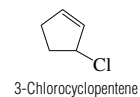
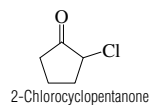
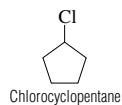
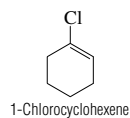
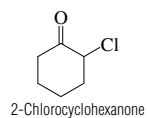
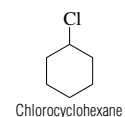
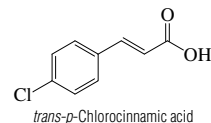
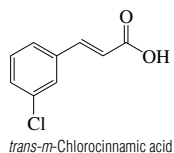
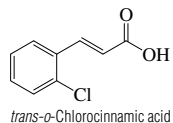
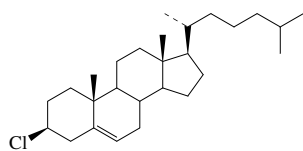
No.	Name	Synonym	Mol. Form.	CAS RN	Mol. Wt.	Physical Form	mp/°C	bp/°C	den/ g cm ⁻³	n _D	Solubility
1868	4-Chlorobenzeneacetic acid		C ₈ H ₇ ClO ₂	1878-66-6	170.594	nd (w)	105.5				s H ₂ O, EtOH, eth, bz
1869	2-Chlorobenzeneacetonitrile		C ₈ H ₆ ClN	2856-63-5	151.594		24	251	1.1737 ¹⁸		
1870	3-Chlorobenzeneacetonitrile		C ₈ H ₆ ClN	1529-41-5	151.594		11.5	261; 135 ¹⁰	1.1806 ³⁰	1.5437 ²⁰	
1871	4-Chlorobenzeneacetonitrile		C ₈ H ₆ ClN	140-53-4	151.594		29	265.0	1.1778 ³⁰		s ctc
1872	α-Chlorobenzeneacetyl chloride		C ₈ H ₆ Cl ₂ O	2912-62-1	189.039			120 ²³ , 110 ¹⁴	1.196 ²⁵	1.5440 ²⁰	
1873	3-Chlorobenzeneperoxydicarboxylic acid		C ₇ H ₅ ClO ₃	937-14-4	172.566			92 dec			
1874	4-Chloro-1,2-benzenediamine	4-Chloro- <i>o</i> -phenylenediamine	C ₆ H ₆ ClN ₂	95-83-0	142.586	pl (bz-lig) lf (w)	76				sl H ₂ O; vs EtOH, eth; s bz, lig
1875	4-Chloro-1,3-benzenediamine		C ₆ H ₆ ClN ₂	5131-60-2	142.586	pl or nd	91				vs EtOH
1876	2-Chloro-1,4-benzenediamine	2-Chloro- <i>p</i> -phenylenediamine	C ₆ H ₆ ClN ₂	615-66-7	142.586	nd	64				
1877	3-Chloro-1,2-benzenediol		C ₆ H ₆ ClO ₂	4018-65-9	144.556	cry (lig)	48.5	110 ¹¹			vs lig
1878	4-Chloro-1,2-benzenediol		C ₆ H ₆ ClO ₂	2138-22-9	144.556	lf (bz-peth)	90.5	139 ^{10,5}			vs H ₂ O, ace, eth, EtOH
1879	4-Chloro-1,3-benzenediol		C ₆ H ₆ ClO ₂	95-88-5	144.556			257			vs H ₂ O, EtOH, eth, ace, bz, CS ₂
1880	2-Chloro-1,4-benzenediol		C ₆ H ₆ ClO ₂	615-67-8	144.556	red lf (chl), nd (bz)	108	263			vs H ₂ O, chl; s EtOH, eth; vs bz
1881	2-Chlorobenzeneethanamine		C ₇ H ₈ ClN	89-97-4	141.599			72 ²		1.5594 ²⁵	
1882	3-Chlorobenzeneethanamine		C ₇ H ₈ ClN	4152-90-3	141.599			89 ²		1.5570 ²⁵	
1883	4-Chlorobenzeneethanamine		C ₇ H ₈ ClN	104-86-9	141.599			109 ¹³		1.5566 ²⁵	
1884	4-Chlorobenzeneethanethiol		C ₇ H ₈ ClS	6258-66-8	158.649		19.5	113 ¹⁷	1.202 ²⁵	1.5893 ²⁰	
1885	2-Chlorobenzeneethanol		C ₇ H ₇ ClO	17849-38-6	142.583	lf or nd (dial)	73	230			sl H ₂ O; vs EtOH, eth, lig
1886	4-Chlorobenzeneethanol		C ₇ H ₇ ClO	873-76-7	142.583	nd (w), pl (bz or bz-lig)	75	235			vs bz, eth, EtOH
1887	2-Chlorobenzeneethanesulfonamide		C ₆ H ₆ ClNO ₂ S	6961-82-6	191.636	lf (al)	188				vs EtOH
1888	4-Chlorobenzeneethanesulfonamide		C ₆ H ₆ ClNO ₂ S	98-64-6	191.636	pr or pl (eth)	146				vs bz, eth
1889	4-Chlorobenzeneethanesulfonic acid	<i>p</i> -Chlorobenzeneethanesulfonic acid	C ₆ H ₆ ClO ₃ S	98-66-8	192.620	nd (w+1)	67	147 ²⁵			s H ₂ O, EtOH; i eth, bz
1890	4-Chlorobenzeneethanesulfonyl chloride		C ₆ H ₄ Cl ₂ O ₂ S	98-60-2	211.066		51	141 ¹⁵			vs eth, bz
1891	2-Chlorobenzeneethiol		C ₆ H ₆ ClS	6320-03-2	144.622			205.5	1.2752 ¹⁰		sl H ₂ O, EtOH
1892	3-Chlorobenzeneethiol		C ₆ H ₆ ClS	2037-31-2	144.622			206	1.2637 ¹³		i H ₂ O; s EtOH, eth, chl, peth
1893	4-Chlorobenzeneethiol		C ₆ H ₆ ClS	106-54-7	144.622		61	206	1.1911 ²⁰	1.5480 ²⁰	i H ₂ O; vs EtOH, eth, bz; sl chl
1894	Chlorobenzilate		C ₁₆ H ₁₄ Cl ₂ O ₃	510-15-6	325.186		37	157 ^{0,7}	1.2816 ²⁰		
1895	2-Chloro-1,3,2-benzodioxaphosphole		C ₆ H ₄ ClO ₂ P	1641-40-3	174.522		30	80 ²⁰	1.4650 ²⁰	1.5712 ²⁰	
1896	2-Chlorobenzoic acid		C ₇ H ₅ ClO ₂	118-91-2	156.567	mcl pr (w)	140.2	sub	1.544 ²⁰		s H ₂ O, bz; vs EtOH, eth, ace; sl CS ₂
1897	3-Chlorobenzoic acid		C ₇ H ₅ ClO ₂	535-80-8	156.567	pr (w)	158	sub	1.496 ²⁵		sl H ₂ O, bz, ctc, CS ₂ ; s EtOH, eth
1898	4-Chlorobenzoic acid		C ₇ H ₅ ClO ₂	74-11-3	156.567	tcl pr (al-eth)	243				i H ₂ O, bz, ctc; vs EtOH; sl eth, ace
1899	2-Chlorobenzonitrile		C ₇ H ₄ ClN	873-32-5	137.567	nd	46.3	232			sl H ₂ O; s EtOH, eth, chl
1900	3-Chlorobenzonitrile		C ₇ H ₄ ClN	766-84-7	137.567		41	100 ¹⁵			i H ₂ O; s EtOH, eth
1901	4-Chlorobenzonitrile		C ₇ H ₄ ClN	623-03-0	137.567	nd (al)	95	223; 95 ⁵	1.1133 ¹⁷		sl H ₂ O, lig; s EtOH, eth, bz, chl
1902	2-Chlorobenzophenone	2-Chlorophenyl phenyl ketone	C ₁₃ H ₉ ClO	5162-03-8	216.662	pl (chl-lig)	54	330			
1903	4-Chloro-2-benzothiazolamine		C ₇ H ₆ ClN ₂ S	19952-47-7	184.646			204			
1904	6-Chloro-2-benzothiazolamine		C ₇ H ₆ ClN ₂ S	95-24-9	184.646			200			
1905	2-Chlorobenzothiazole		C ₇ H ₄ ClNS	615-20-3	169.632		24	248	1.3715 ¹⁰	1.6338 ¹⁰	vs ace, eth, EtOH
1906	5-Chloro-1 <i>H</i> -benzotriazole		C ₆ H ₄ ClN ₃	94-97-3	153.569			158			
1907	6-Chloro-2 <i>H</i> -3,1-benzoxazine-2,4(1 <i>H</i>)-dione	5-Chloroisatoic anhydride	C ₈ H ₄ ClNO ₃	4743-17-3	197.576			280 dec			
1908	5-Chloro-2-benzoxazolamine	Zoxazolamine	C ₇ H ₆ ClN ₂ O	61-80-3	168.580	pl (bz)	184.5				vs EtOH
1909	2-Chlorobenzoxazole		C ₇ H ₄ ClNO	615-18-9	153.566		7	201.5	1.3453 ¹⁸	1.5678 ²⁰	
1910	5-Chloro-2(3 <i>H</i>)-benzoxazolone	Chloroxazolone	C ₇ H ₄ ClNO ₂	95-25-0	169.566	cry (ace)	191.5				vs EtOH, MeOH
1911	2-Chlorobenzoyl chloride		C ₇ H ₄ Cl ₂ O	609-65-4	175.012	liq	-4	238		1.5726 ¹⁶	s ctc
1912	3-Chlorobenzoyl chloride		C ₇ H ₄ Cl ₂ O	618-46-2	175.012			225		1.5677 ²⁰	
1913	4-Chlorobenzoyl chloride		C ₇ H ₄ Cl ₂ O	122-01-0	175.012		16	222	1.3770 ²⁰	1.5756 ²⁰	sl chl
1914	1-Chloro-4-benzylbenzene		C ₁₃ H ₁₁ Cl	831-81-2	202.679		7.5	299; 147 ⁸	1.1247 ²⁰		vs ace



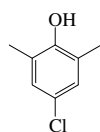
No.	Name	Synonym	Mol. Form.	CAS RN	Mol. Wt.	Physical Form	mp/°C	bp/°C	den/ g cm ⁻³	n _D	Solubility
1915	<i>o</i> -Chlorobenzylidene malononitrile		C ₁₀ H ₅ ClN ₂	2698-41-1	188.613	wh cry	96	312			s H ₂ O; s bz, diox, EtOAc, ace
1916	2-Chlorobiphenyl		C ₁₂ H ₉ Cl	2051-60-7	188.652	mcl (dil al)	34	274	1.1499 ³²		i H ₂ O; vs eth, EtOH, lig
1917	3-Chlorobiphenyl		C ₁₂ H ₉ Cl	2051-61-8	188.652		16	284.5	1.1579 ²⁵	1.6181 ²⁵	vs ace, eth, EtOH
1918	4-Chlorobiphenyl		C ₁₂ H ₉ Cl	2051-62-9	188.652	lf (lig or al)	78.8	292.9; 146 ¹⁰			i H ₂ O; s EtOH, eth, lig
1919	4'-Chloro-[1,1'-biphenyl]-4-amine	4-Amino-4'-chlorodiphenyl	C ₁₂ H ₁₀ ClN	135-68-2	203.667	cry (peth)	134				vs ace, bz, eth
1920	3-Chloro-[1,1'-biphenyl]-2-ol	2-Phenyl-6-chlorophenol	C ₁₂ H ₉ ClO	85-97-2	204.651		6	dec 317	1.24 ²⁵	1.6237 ³⁰	i H ₂ O; s EtOH, eth, ace, bz
1921	4-Chloro-1,2-butadiene		C ₄ H ₅ Cl	25790-55-0	88.536			88	0.9891 ²⁰	1.4775 ²⁰	vs ace, bz, eth
1922	1-Chloro-1,3-butadiene		C ₄ H ₅ Cl	627-22-5	88.536			68	0.9606 ²⁰	1.4712 ²⁰	vs eth, EtOH, chl
1923	2-Chloro-1,3-butadiene	Chloroprene	C ₄ H ₅ Cl	126-99-8	88.536	liq	-130	59.4	0.956 ²⁰	1.4583 ²⁰	s H ₂ O; msc eth, ace, bz
1924	4-Chlorobutanal		C ₄ H ₇ ClO	6139-84-0	106.551			51 ¹³	1.106 ⁸	1.4466 ⁸	vs ace, eth, EtOH
1925	1-Chlorobutane	Butyl chloride	C ₄ H ₉ Cl	109-69-3	92.567	liq	-123.1	78.4	0.8857 ²⁰	1.4023 ²⁰	i H ₂ O; msc EtOH, eth; sl ctc
1926	2-Chlorobutane	(±)- <i>sec</i> -Butyl chloride	C ₄ H ₉ Cl	53178-20-4	92.567	liq	-131.3	68.2	0.8732 ²⁰	1.3971 ²⁰	vs bz, eth, EtOH, chl
1927	4-Chlorobutanenitrile		C ₄ H ₆ ClN	628-20-6	103.551			192	1.0934 ¹⁵	1.4413 ²⁰	i H ₂ O; s EtOH, eth; sl ctc
1928	2-Chlorobutanoic acid		C ₄ H ₇ ClO ₂	4170-24-5	122.551			189 ⁶²⁷ , 101 ¹⁵	1.1796 ²⁰	1.441 ²⁰	s H ₂ O; vs EtOH, eth
1929	3-Chlorobutanoic acid		C ₄ H ₇ ClO ₂	625-68-3	122.551	cry (eth)	16	116 ²²	1.1898 ²⁰	1.4221 ²⁰	s EtOH; vs eth; sl ctc
1930	4-Chlorobutanoic acid		C ₄ H ₇ ClO ₂	627-00-9	122.551		16	196 ²² , 68 ^{0.2}	1.2236 ²⁰	1.4642 ²⁰	vs EtOH
1931	4-Chloro-1-butanol		C ₄ H ₉ ClO	928-51-8	108.566			84 ¹⁶	1.0883 ²⁰	1.4518 ²⁰	vs eth, EtOH
1932	1-Chloro-2-butanol	α-Butylene chlorohydrin	C ₄ H ₉ ClO	1873-25-2	108.566			141	1.068 ²⁵	1.4400 ²⁰	s EtOH, eth
1933	3-Chloro-2-butanone		C ₄ H ₇ ClO	4091-39-8	106.551			115	1.0554 ²⁵	1.4219 ²⁰	
1934	4-Chlorobutanoyl chloride		C ₄ H ₆ Cl ₂ O	4635-59-0	140.996			173.5	1.2581 ²⁰	1.4616 ²⁰	s eth
1935	2-Chloro-1-butene		C ₄ H ₇ Cl	2211-70-3	90.552			58.5	0.9107 ¹⁵	1.4165 ²¹	vs ace, bz, eth, EtOH
1936	3-Chloro-1-butene		C ₄ H ₇ Cl	563-52-0	90.552			64.5	0.8978 ²⁰	1.4149 ²⁰	vs eth, ace; s chl
1937	4-Chloro-1-butene		C ₄ H ₇ Cl	927-73-1	90.552			75	0.9211 ²⁰	1.4233 ²⁰	vs ace, eth, chl
1938	<i>cis</i> -1-Chloro-2-butene		C ₄ H ₇ Cl	4628-21-1	90.552			84.1	0.9426 ²⁰	1.4390 ²⁰	i H ₂ O; s EtOH, ace, chl
1939	<i>trans</i> -1-Chloro-2-butene		C ₄ H ₇ Cl	4894-61-5	90.552			85	0.9295 ²⁰	1.4350 ²⁰	i H ₂ O; s ace, chl
1940	<i>cis</i> -2-Chloro-2-butene		C ₄ H ₇ Cl	2211-69-0	90.552	liq	-117.3	70.6	0.9239 ²⁰	1.4240 ²⁰	i H ₂ O; msc EtOH; s ace, chl
1941	<i>trans</i> -2-Chloro-2-butene		C ₄ H ₇ Cl	2211-68-9	90.552	liq	-105.8	62.8	0.9138 ²⁰	1.4190 ²⁰	i H ₂ O; msc EtOH; s ace, chl
1942	1-Chloro-4- <i>tert</i> -butylbenzene		C ₁₀ H ₁₃ Cl	3972-56-3	168.663			213	1.0075 ¹⁸	1.5123 ²⁰	
1943	Chloro-(<i>tert</i> -butyl)dimethylsilane		C ₆ H ₁₅ ClSi	18162-48-6	150.722		89.5	125			
1944	Chloro(<i>tert</i> -butyl)diphenylsilane		C ₁₆ H ₁₉ ClSi	58479-61-1	274.861			120 ^{0.06}	1.07 ²⁰	1.5675 ²⁰	
1945	2-Chloro-4- <i>tert</i> -butylphenol		C ₁₀ H ₁₃ ClO	98-28-2	184.662			114 ⁸			
1946	3-Chloro-1-butyne		C ₄ H ₅ Cl	21020-24-6	88.536			68.5	1.4218 ²⁵	1.4218 ²⁵	
1947	2-Chloro- <i>N</i> -(2-chloroethyl)ethanamine, hydrochloride		C ₄ H ₁₀ Cl ₂ N	821-48-7	178.488		215.0				
1948	2-Chloro- <i>N</i> -(2-chloroethyl)- <i>N</i> -ethylethanamine	HN1	C ₆ H ₁₃ Cl ₂ N	538-07-8	170.080	col liq	-34	66 ¹²	1.0861 ²³	1.4653 ²⁵	i H ₂ O
1949	2-Chloro- <i>N</i> -(2-chloroethyl)- <i>N</i> -methylethanamine	Mechlorethamine	C ₅ H ₁₁ Cl ₂ N	51-75-2	156.053		-60	87 ¹⁸ , 64 ⁵			s H ₂ O; msc ctc, DMF
1950	1-Chloro-2-(chloromethyl)benzene	2-Chlorobenzyl chloride	C ₇ H ₆ Cl ₂	611-19-8	161.029	liq	-17	217	1.2699 ⁰	1.5530 ²⁰	i H ₂ O; sl EtOH, ctc; vs eth, bz
1951	1-Chloro-3-(chloromethyl)benzene	3-Chlorobenzyl chloride	C ₇ H ₆ Cl ₂	620-20-2	161.029			216; 110 ²⁵	1.2695 ¹⁵	1.5554 ²⁰	vs EtOH
1952	1-Chloro-4-(chloromethyl)benzene	4-Chlorobenzyl chloride	C ₇ H ₆ Cl ₂	104-83-6	161.029	nd (dil al)	31	223			sl ctc
1953	Chloro(chloromethyl)dimethylsilane		C ₃ H ₆ Cl ₂ Si	1719-57-9	143.088			115.5	1.0865 ²⁰	1.4360 ²⁰	
1954	3-Chloro-2-(chloromethyl)-1-propene		C ₄ H ₆ Cl ₂	1871-57-4	124.997	liq	-14	138	1.1782 ²⁰	1.4753	vs EtOH, chl
1955	1-Chloro-4-[(chloromethyl)thio]benzene		C ₇ H ₆ Cl ₂ S	7205-90-5	193.094		21.5	128 ¹²	1.346 ²⁵	1.6055 ²⁰	
1956	2-Chloro-1-(4-chlorophenyl)ethanone		C ₈ H ₇ Cl ₂ O	937-20-2	189.039	nd (al)	101.5	270			s EtOH, bz, MeOH



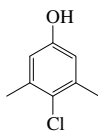
No.	Name	Synonym	Mol. Form.	CAS RN	Mol. Wt.	Physical Form	mp/°C	bp/°C	den/ g cm ⁻³	n _D	Solubility
1957	3-Chlorocholest-5-ene, (3β)		C ₂₇ H ₄₅ Cl	910-31-6	405.099	nd (al, ace)	96				i H ₂ O; s EtOH, ace, bz, chl; vs CS ₂
1958	<i>trans</i> - <i>o</i> -Chlorocinnamic acid		C ₉ H ₇ ClO ₂	939-58-2	182.604		212				vs eth, EtOH
1959	<i>trans</i> - <i>m</i> -Chlorocinnamic acid		C ₉ H ₇ ClO ₂	14473-90-6	182.604		165				s EtOH, eth
1960	<i>trans</i> - <i>p</i> -Chlorocinnamic acid		C ₉ H ₇ ClO ₂	940-62-5	182.604		249.5				vs ace, eth, EtOH
1961	Chlorocyclohexane	Cyclohexyl chloride	C ₆ H ₁₁ Cl	542-18-7	118.604	liq	-43.81	142	1.000 ²⁰	1.4626 ²⁰	i H ₂ O; msc EtOH, eth, ace, bz; vs chl
1962	2-Chlorocyclohexanone		C ₆ H ₉ ClO	822-87-7	132.587		23	82 ¹⁵	1.160 ²⁰	1.4825 ²⁰	s eth, bz, diox; sl ctc
1963	1-Chlorocyclohexene		C ₆ H ₉ Cl	930-66-5	116.588			142.5	1.0361 ¹⁹	1.4797 ²⁰	s eth, ace, ctc, chl
1964	Chlorocyclopentane	Cyclopentyl chloride	C ₅ H ₉ Cl	930-28-9	104.578			114	1.0051 ²⁰	1.4510 ²⁰	i H ₂ O; s eth, ace, bz, ctc
1965	2-Chlorocyclopentanone		C ₅ H ₇ ClO	694-28-0	118.562			87 ¹⁹ , 73 ¹²	1.185 ²⁵	1.4750 ²⁰	
1966	3-Chlorocyclopentene		C ₅ H ₇ Cl	96-40-2	102.563			40 ⁴⁰ , 27 ⁴⁰	1.0388 ²⁵	1.4708 ²⁶	vs eth, EtOH, chl
1967	4-Chloro-2-cyclopentylphenol	Dowicide 9	C ₁₁ H ₁₃ ClO	13347-42-7	196.673			183 ¹⁸			
1968	1-Chlorodecane		C ₁₀ H ₂₁ Cl	1002-69-3	176.727	liq	-31.3	225.9	0.8696 ²⁰	1.4380 ²⁰	i H ₂ O; vs eth, chl; s ctc
1969	10-Chloro-1-decanol		C ₁₀ H ₂₁ ClO	51309-10-5	192.726		12.5	187 ¹⁵	0.9630 ²⁵	1.4578 ²⁰	vs eth, EtOH
1970	2-Chloro- <i>N,N</i> -diallylacetamide	Allidochlor	C ₈ H ₁₂ ClNO	93-71-0	173.640	liq		116 ¹ , 92 ^{0.7}	1.088 ²⁵	1.4932 ²⁵	sl H ₂ O; s EtOH
1971	Chlorodiazepoxide		C ₁₆ H ₁₄ ClN ₅ O	58-25-3	299.754			236.2			
1972	Chlorodibromomethane		CHBr ₂ Cl	124-48-1	208.280	liq	-20	120	2.451 ²⁰	1.5482 ²⁰	i H ₂ O; s EtOH, eth, ace, bz
1973	Chloro(dichloromethyl)dimethylsilane	(Dichloromethyl)dimethylchlorosilane	C ₂ H ₄ Cl ₂ Si	18171-59-0	177.533	liq	-48	149	1.2369 ²⁰	1.461 ²⁰	
1974	5-Chloro- <i>N</i> -(3,4-dichlorophenyl)-2-hydroxybenzamide	3',4',5'-Trichlorosalicylanilide	C ₁₃ H ₆ Cl ₃ NO ₂	642-84-2	316.568			247			
1975	2-Chloro-1,1-diethoxyethane		C ₆ H ₁₃ ClO ₂	621-62-5	152.619			157.4	1.0180 ²⁰	1.4170 ²⁰	sl H ₂ O, ctc; msc EtOH, eth
1976	3-Chloro-1,1-diethoxypropane		C ₇ H ₁₅ ClO ₂	35573-93-4	166.646			84 ²⁵	0.9951 ¹⁹	1.4268 ²⁰	vs ace, bz
1977	2-Chloro- <i>N,N</i> -diethylacetamide		C ₈ H ₁₂ ClNO	2315-36-8	149.618			192 ²⁵			
1978	2-Chloro- <i>N,N</i> -diethylethanamine, hydrochloride		C ₆ H ₁₅ Cl ₂ N	869-24-9	172.096		200				sl H ₂ O
1979	Chlorodifluoroacetic acid		C ₂ HClF ₂ O ₂	76-04-0	130.478	hyg	25	122		1.3559 ²⁰	s chl
1980	1-Chloro-1,1-difluoroethane	Refrigerant 142b	C ₂ H ₃ ClF ₂	75-68-3	100.495	col gas	-130.8	-9.1	1.107 ²⁵		i H ₂ O; s bz
1981	1-Chloro-2,2-difluoroethane		C ₂ H ₃ ClF ₂	338-65-8	100.495			35.1			
1982	1-Chloro-2,2-difluoroethene	1-Chloro-2,2-difluoroethylene	C ₂ HClF ₂	359-10-4	98.479	col gas	-138.5	-18.5			
1983	Chlorodifluoromethane	Refrigerant 22	CHClF ₂	75-45-6	86.469	col gas	-157.42	-40.7	1.4909 ⁶⁹		sl H ₂ O; s eth, ace, chl
1984	7-Chloro-2,3-dihydro-1 <i>H</i> -inden-4-ol	Chlorindanol	C ₉ H ₉ ClO	145-94-8	168.619	nd (peth)	92				
1985	10-Chloro-5,10-dihydrophenarsazine	Phenarsazine chloride	C ₁₂ H ₉ AsClN	578-94-9	277.581	ye cry	195		1.65		i H ₂ O; sl ctc, bz, xyl
1986	5-Chloro-2,4-dimethoxyaniline		C ₈ H ₁₀ ClNO ₂	97-50-7	187.624		91				
1987	2-Chloro-1,1-dimethoxyethane		C ₄ H ₉ ClO ₂	97-97-2	124.566			127.5	1.068 ²⁰	1.4150 ²⁰	sl EtOH, eth, bz, ctc
1988	<i>N</i> -(4-Chloro-2,5-dimethoxyphenyl)-3-oxobutanamide		C ₁₂ H ₁₄ ClNO ₄	4433-79-8	271.697		107				s chl
1989	Chlorodimethylaluminum	Dimethylaluminum chloride	C ₂ H ₆ AlCl	1184-58-3	92.504	hyg liq	-21	126	0.996		reac H ₂ O; s hx
1990	2-Chloro-10-(3-dimethylaminopropyl)phenothiazine monohydrochloride	Aminazin hydrochloride	C ₁₇ H ₂₆ Cl ₂ N ₂ S	69-09-0	355.325		195 dec				s H ₂ O; i eth, bz; vs chl, EtOH
1991	2-Chloro- <i>N,N</i> -dimethylaniline		C ₈ H ₁₀ ClN	698-01-1	155.625			205	1.1067 ²⁰	1.5578 ²⁰	vs bz, EtOH
1992	3-Chloro- <i>N,N</i> -dimethylaniline		C ₈ H ₁₀ ClN	6848-13-1	155.625			232			sl H ₂ O; s EtOH, ace, bz
1993	4-Chloro- <i>N,N</i> -dimethylaniline		C ₈ H ₁₀ ClN	698-69-1	155.625	nd (al)	35.5	231	1.0480 ¹⁰⁰		s EtOH
1994	2-Chloro-1,4-dimethylbenzene		C ₈ H ₉ Cl	95-72-7	140.610		0.8	187	1.0589 ¹⁵		i H ₂ O; s ace, ctc; vs bz
1995	4-Chloro-1,2-dimethylbenzene		C ₈ H ₉ Cl	615-60-1	140.610	liq	-6	194	1.0682 ¹⁵		i H ₂ O; s ace, ctc; vs bz
1996	2-Chloro- <i>N,N</i> -dimethylethanamine, hydrochloride		C ₄ H ₁₁ Cl ₂ N	4584-46-7	144.043		201.0				sl H ₂ O
1997	(2-Chloro-1,1-dimethylethyl)benzene	Neophyl chloride	C ₁₀ H ₁₃ Cl	515-40-2	168.663			223; 105 ¹⁸	1.047 ²⁰	1.5247 ²⁰	vs ace, bz, eth, EtOH
1998	4-Chloro-2,5-dimethylphenol		C ₈ H ₉ ClO	1124-06-7	156.609	silv-grn nd (lig)	74.5				sl H ₂ O; vs bz, EtOH, peth



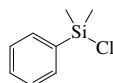
No.	Name	Synonym	Mol. Form.	CAS RN	Mol. Wt.	Physical Form	mp/°C	bp/°C	den/ g cm ⁻³	n _D	Solubility
1999	4-Chloro-2,6-dimethylphenol		C ₈ H ₉ ClO	1123-63-3	156.609	nd (w)	83				sl H ₂ O; vs bz, EtOH, HOAc
2000	4-Chloro-3,5-dimethylphenol	Chloroxylenol	C ₈ H ₉ ClO	88-04-0	156.609		115	246			sl H ₂ O, bz, peth; s EtOH, eth
2001	Chlorodimethylphenylsilane		C ₈ H ₁₁ ClSi	768-33-2	170.712			195; 82 ¹⁶	1.032 ²⁰	1.5082 ²⁰	
2002	1-Chloro- <i>N,N</i> -dimethyl-2-propanamine, hydrochloride		C ₅ H ₁₃ Cl ₂ N	17256-39-2	158.069						s chl
2003	1-Chloro-2,2-dimethylpropane		C ₅ H ₁₁ Cl	753-89-9	106.594	liq	-20	84.3	0.8660 ²⁰	1.4044 ²⁰	vs bz, eth, EtOH, chl
2004	3-Chloro-2,2-dimethylpropanoic acid		C ₅ H ₉ ClO ₂	13511-38-1	136.577		41.5	110 ¹⁰			vs ctc
2005	Chlorodimethylsilane		C ₂ H ₆ ClSi	1066-35-9	94.616	liq	-111	34.7	0.852	1.3830 ²⁰	
2006	2-Chloro-4,6-dinitroaniline		C ₆ H ₄ ClN ₂ O ₄	3531-19-9	217.567	ye cry (DMF aq)	157				
2007	4-Chloro-2,6-dinitroaniline		C ₆ H ₄ ClN ₂ O ₄	5388-62-5	217.567	oran-ye nd (al)	147				s EtOH
2008	1-Chloro-2,4-dinitrobenzene		C ₆ H ₃ ClN ₂ O ₄	97-00-7	202.552	ye orth (eth) nd (al) ye cry	53	315	1.4982 ⁷⁵	1.5857 ⁶⁰	i H ₂ O; sl EtOH; s eth, bz, CS ₂
2009	2-Chloro-1,3-dinitrobenzene		C ₆ H ₃ ClN ₂ O ₄	606-21-3	202.552	ye nd (al, HOAc)	88	315	1.6867 ¹⁶		i H ₂ O; s EtOH, eth, tol; sl chl
2010	1-Chloro-2,4-dinitronaphthalene		C ₁₀ H ₅ ClN ₂ O ₄	2401-85-6	252.611	ye nd (bz)	146.5				
2011	4-Chloro-2,6-dinitrophenol		C ₆ H ₃ ClN ₂ O ₅	88-87-9	218.551	pa ye cry	81		1.74 ²²		vs eth, EtOH, chl
2012	2-Chloro-3,5-dinitropyridine		C ₅ H ₂ ClN ₃ O ₄	2578-45-2	203.541		66.5				
2013	2-Chloro-1,3-dinitro-5-(trifluoromethyl)benzene		C ₇ H ₂ ClF ₃ N ₂ O ₄	393-75-9	270.550		57				
2014	4-Chloro-1,3-dioxolan-2-one	Chloroethylene carbonate	C ₃ H ₃ ClO ₃	3967-54-2	122.507	liq	110	213; 122 ¹⁸	1.504	1.4540 ²⁰	
2015	2-Chloro-1,2-diphenylethane		C ₁₄ H ₁₁ ClO	447-31-4	230.689	nd (al)	68.5	dec			s EtOH; sl chl; i alk
2016	Chlorodiphenylmethane		C ₁₃ H ₁₁ Cl	90-99-3	202.679		16	140 ³	1.140 ²⁵	1.5951 ²⁰	s chl
2017	1-Chlorododecane	Lauryl chloride	C ₁₂ H ₂₅ Cl	112-52-7	204.780	liq	-9.3	263.2	0.8673 ²⁰	1.4434 ²⁰	i H ₂ O; vs EtOH; msc ace, ctc; s bz
2018	Chloroethane	Ethyl chloride	C ₂ H ₅ Cl	75-00-3	64.514	vol liq or gas	-138.4	12.3	0.8902 ²⁵ (p>1 atm)	1.3676 ²⁰	sl H ₂ O, chl; vs EtOH; msc eth
2019	2-Chloroethanesulfonyl chloride		C ₂ H ₄ Cl ₂ O ₂ S	1622-32-8	163.023			201.5	1.555 ²⁰	1.4920 ²⁰	
2020	2-Chloroethanol	Ethylene chlorohydrin	C ₂ H ₄ ClO	107-07-3	80.513	liq	-67.5	128.6	1.2019 ²⁰	1.4419 ²⁰	msc H ₂ O, EtOH; sl eth; s chl
2021	2-Chloroethanol, 4-methylbenzenesulfonate		C ₈ H ₁₁ ClO ₃ S	80-41-1	234.699			210 ²¹			i H ₂ O; s ctc
2022	Chloroethene	Vinyl chloride	C ₂ H ₃ Cl	75-01-4	62.498	col gas	-153.84	-13.8	0.9106 ²⁰	1.3700 ²⁰	sl H ₂ O; s EtOH; vs eth
2023	1-Chloro-4-ethoxybenzene		C ₈ H ₉ ClO	622-61-7	156.609		21	213	1.1254 ²⁰	1.5252 ²⁰	s EtOH, eth, HOAc; vs bz; sl ctc
2024	(2-Chloroethoxy)benzene		C ₈ H ₉ ClO	622-86-6	156.609		28	218.5			i H ₂ O; vs EtOH, eth, ace, bz; sl ctc
2025	1-Chloro-1-ethoxyethane		C ₄ H ₉ ClO	7081-78-9	108.566			93.5	0.9655 ²⁰	1.4053 ²⁰	
2026	2-(2-Chloroethoxy)ethanol		C ₄ H ₉ ClO ₂	628-89-7	124.566			180; 80 ⁹	1.18 ²⁵	1.4529 ²⁰	vs H ₂ O; msc EtOH, eth
2027	2-Chloroethyl acetate	β-Chloroethyl acetate	C ₄ H ₇ ClO ₂	542-58-5	122.551			145	1.178 ²⁰	1.4234 ²⁰	i H ₂ O; msc EtOH, eth; s ctc
2028	2-Chloroethyl acetoacetate		C ₆ H ₉ ClO ₃	54527-68-3	164.586			198; 120 ¹⁹	1.2055 ²¹	1.4430 ²⁰	vs bz, eth, EtOH
2029	2-Chloroethylamine hydrochloride	2-Chloroethanamine hydrochloride	C ₂ H ₅ Cl ₂ N	870-24-6	115.990		146.3				vs H ₂ O, ace, EtOH
2030	(1-Chloroethyl)benzene		C ₈ H ₉ Cl	672-65-1	140.610			105 ⁵⁰			
2031	(2-Chloroethyl)benzene		C ₈ H ₉ Cl	622-24-2	140.610			197.5; 92 ²⁰	1.069 ²⁵	1.5276 ²⁰	i H ₂ O; s EtOH, eth, ace, bz, CS ₂
2032	1-Chloro-2-ethylbenzene		C ₈ H ₉ Cl	89-96-3	140.610	liq	-82.7	178.4	1.0569 ²⁰	1.5218 ²⁰	i H ₂ O; s ace, bz, ctc, chl
2033	1-Chloro-3-ethylbenzene		C ₈ H ₉ Cl	620-16-6	140.610	liq	-55	183.8	1.0529 ²⁰	1.5195 ²⁰	vs ace, bz, eth, EtOH
2034	1-Chloro-4-ethylbenzene		C ₈ H ₉ Cl	622-98-0	140.610	liq	-62.6	184.4	1.0455 ²⁰	1.5175 ²⁰	i H ₂ O; msc EtOH, eth, ace, peth; s HOAc
2035	2-Chloroethyl chloroformate		C ₃ H ₄ Cl ₂ O ₂	627-11-2	142.969			155	1.3847 ²⁰	1.4483 ²⁰	i H ₂ O; s EtOH, eth, ace, bz; sl ctc
2036	1-(2-Chloroethyl)-3-cyclohexyl-1-nitrosourea	Lomustine	C ₉ H ₁₆ ClN ₂ O ₂	13010-47-4	233.695	ye pow	90				i H ₂ O; s EtOH
2037	<i>N</i> -(2-Chloroethyl)dibenzylamine	Dibenamine	C ₁₆ H ₁₈ ClN	51-50-3	259.774	oily liq		169 ³			



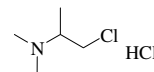
4-Chloro-2,6-dimethylphenol



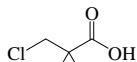
4-Chloro-3,5-dimethylphenol



Chlorodimethylphenylsilane

1-Chloro-*N,N*-dimethyl-2-propanamine, hydrochloride

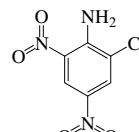
1-Chloro-2,2-dimethylpropane



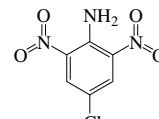
3-Chloro-2,2-dimethylpropanoic acid



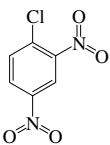
Chlorodimethylsilane



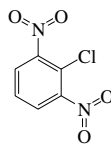
2-Chloro-4,6-dinitroaniline



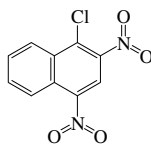
4-Chloro-2,6-dinitroaniline



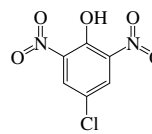
1-Chloro-2,4-dinitrobenzene



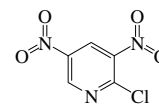
2-Chloro-1,3-dinitrobenzene



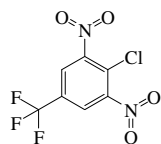
1-Chloro-2,4-dinitronaphthalene



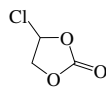
4-Chloro-2,6-dinitrophenol



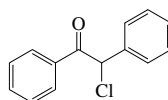
2-Chloro-3,5-dinitropyridine



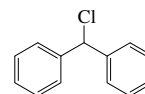
2-Chloro-1,3-dinitro-5-(trifluoromethyl)benzene



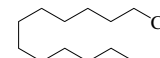
4-Chloro-1,3-dioxolan-2-one



2-Chloro-1,2-diphenylethanone



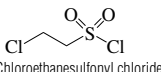
Chlorodiphenylmethane



1-Chlorododecane



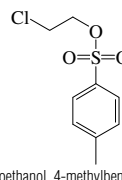
Chloroethane



2-Chloroethanesulfonyl chloride



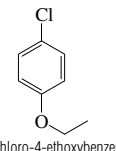
2-Chloroethanol



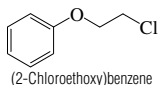
2-Chloroethanol, 4-methylbenzenesulfonate



Chloroethene



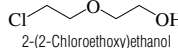
1-Chloro-4-ethoxybenzene



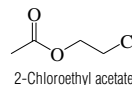
(2-Chloroethoxy)benzene



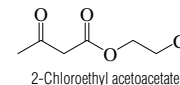
1-Chloro-1-ethoxyethane



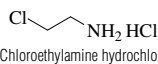
2-(2-Chloroethoxy)ethanol



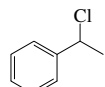
2-Chloroethyl acetate



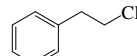
2-Chloroethyl acetoacetate



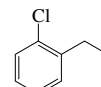
2-Chloroethylamine hydrochloride



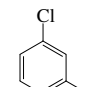
(1-Chloroethyl)benzene



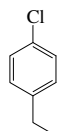
(2-Chloroethyl)benzene



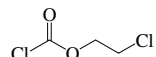
1-Chloro-2-ethylbenzene



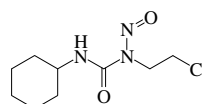
1-Chloro-3-ethylbenzene



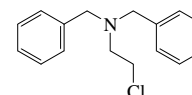
1-Chloro-4-ethylbenzene



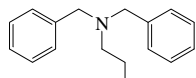
2-Chloroethyl chloroformate



1-(2-Chloroethyl)-3-cyclohexyl-1-nitrosourea

*N*-(2-Chloroethyl)dibenzylamine

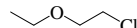
No.	Name	Synonym	Mol. Form.	CAS RN	Mol. Wt.	Physical Form	mp/°C	bp/°C	den/ g cm ⁻³	n _D	Solubility
2038	<i>N</i> -(2-Chloroethyl)dibenzylamine hydrochloride	Dibenamine hydrochloride	C ₁₆ H ₁₉ Cl ₂ N	55-43-6	296.235	cry	194				i H ₂ O; s EtOH, dil acid
2039	Chloroethyldimethylsilane		C ₂ H ₁₁ ClSi	6917-76-6	122.669			89.5	0.8675 ²⁰	1.4105 ²⁰	
2040	2-Chloroethyl ethyl ether		C ₆ H ₉ ClO	628-34-2	108.566			107.5	0.9895 ²⁰	1.4113 ²⁰	sl H ₂ O; msc eth; s chl
2041	2-Chloroethyl isocyanate		C ₂ H ₃ ClNO	1943-83-5	105.523			44 ¹⁷			
2042	1-(2-Chloroethyl)-3-(4-methylcyclohexyl)-1-nitrosourea	Semustine	C ₁₀ H ₁₈ ClN ₃ O ₂	13909-09-6	247.722	cry	64 dec				
2043	5-(2-Chloroethyl)-4-methylthiazole	Clomethiazole	C ₆ H ₈ ClNS	533-45-9	161.653	oil		92 ⁷	1.233 ²⁵		
2044	<i>N</i> -(2-Chloroethyl)morpholine		C ₈ H ₁₂ ClNO	3240-94-6	149.618			42 ¹			
2045	4-(2-Chloroethyl)morpholine, hydrochloride		C ₈ H ₁₃ Cl ₂ NO	3647-69-6	186.079		185				
2046	1-Chloro-2-(ethylthio)ethane		C ₄ H ₉ ClS	693-07-2	124.632			157	1.0663 ²⁵		
2047	2-Chloroethyl vinyl ether		C ₄ H ₇ ClO	110-75-8	106.551	liq	-70	108	1.0495 ²⁰	1.4378 ²⁰	vs EtOH, eth; sl chl
2048	3-Chloro-4-fluoroaniline		C ₆ H ₆ ClFN	367-21-5	145.562		45.0	227.0			
2049	1-Chloro-2-fluorobenzene		C ₆ H ₆ ClF	348-51-6	130.547	liq	-43	137.6	1.2233 ³⁰	1.4918 ³⁰	i H ₂ O; s ace, bz
2050	1-Chloro-3-fluorobenzene		C ₆ H ₆ ClF	625-98-9	130.547			127.6	1.221 ²⁵	1.4911	
2051	1-Chloro-4-fluorobenzene		C ₆ H ₆ ClF	352-33-0	130.547	liq	-26.8	130	1.4990 ¹⁵	1.4990 ¹⁵	i H ₂ O; s EtOH, eth, bz
2052	1-Chloro-1-fluoroethane		C ₂ H ₄ ClF	1615-75-4	82.504	vol liq or gas		16.2			
2053	1-Chloro-2-fluoroethane		C ₂ H ₄ ClF	762-50-5	82.504			52.8	1.1747 ²⁰	1.3775 ²⁰	vs eth, EtOH
2054	Chlorofluoromethane		CH ₂ ClF	593-70-4	68.478	col gas	-135.1	-9.1			sl H ₂ O; vs chl
2055	1-Chloro-3-fluoro-2-methylbenzene		C ₇ H ₆ ClF	443-83-4	144.574			154	1.191 ²⁵	1.5026 ²⁰	
2056	2-Chloro-1-fluoro-4-nitrobenzene	3-Chloro-4-fluoronitrobenzene	C ₇ H ₅ ClFNO ₂	350-30-1	175.545		41.5	229.5			
2057	4-Chloro-1-(4-fluorophenyl)-1-butanone		C ₁₀ H ₁₀ ClFO	3874-54-2	200.636			136 ⁶	1.22 ²⁵	1.5255 ²⁰	
2058	3-Chloro-2,5-furandione		C ₄ HClO ₃	96-02-6	132.502		33	196	1.5375 ²⁵	1.4980 ²⁰	
2059	1-Chloro-1,2,2,3,3,4,4-heptafluorocyclobutane	Refrigerant C317	C ₄ ClF ₇	377-41-3	216.485	liq or gas	-39.1	25	1.602 ¹⁵		
2060	1-Chloroheptane	Heptyl chloride	C ₇ H ₁₅ Cl	629-06-1	134.647	liq	-69.5	160.4	0.8762 ²⁰	1.4264 ²⁰	i H ₂ O; msc EtOH, eth; sl ctc; s chl
2061	2-Chloroheptane		C ₇ H ₁₅ Cl	1001-89-4	134.647			61 ³² , 46 ¹⁹	0.8672 ²⁰	1.4221 ²⁰	i H ₂ O; vs eth; s bz, chl, HOAc
2062	3-Chloroheptane		C ₇ H ₁₅ Cl	999-52-0	134.647			144; 48 ²⁰	0.8690 ²⁰	1.4228 ²⁰	vs bz, eth
2063	4-Chloroheptane		C ₇ H ₁₅ Cl	998-95-8	134.647			144	0.8710 ²⁰	1.4237 ²⁰	vs bz, eth
2064	7-Chloro-1-heptanol	Heptamethylene chlorohydrin	C ₇ H ₁₅ ClO	55944-70-2	150.646	cry (peth, bz)	11	150 ²⁰	0.9998 ¹⁵	1.4537 ²⁵	vs EtOH, peth
2065	1-Chlorohexadecane		C ₁₆ H ₃₃ Cl	4860-03-1	260.886		17.9	326.6	0.8635 ²⁰	1.4503 ²⁰	i H ₂ O
2066	1-Chlorohexane	Hexyl chloride	C ₆ H ₁₃ Cl	544-10-5	120.620	liq	-94.0	135.1	0.8781 ²⁰	1.4200 ²⁰	i H ₂ O; s EtOH, eth, ace, bz; vs chl; sl ctc
2067	2-Chlorohexane	2-Hexyl chloride	C ₆ H ₁₃ Cl	638-28-8	120.620			122.5	0.8694 ²¹	1.4142 ²²	vs ace, bz, eth, EtOH
2068	3-Chlorohexane	3-Hexyl chloride	C ₆ H ₁₃ Cl	2346-81-8	120.620			123	0.8684 ²⁰	1.4163 ²⁰	vs ace, bz, eth, EtOH
2069	6-Chloro-1-hexanol		C ₆ H ₁₃ ClO	2009-83-8	136.619			107 ¹²	1.0241 ²⁰	1.4550 ²⁰	sl H ₂ O; vs EtOH, eth
2070	4-Chloro-17-hydroxyandrost-4-en-3-one, (17β)	Clostebol	C ₁₉ H ₂₇ ClO ₂	1093-58-9	322.869		189				
2071	5-Chloro-2-hydroxybenzaldehyde		C ₇ H ₅ ClO ₂	635-93-8	156.567	pl (al)	100.3	105 ¹²			i H ₂ O; vs EtOH; s eth, alk
2072	4-Chloro-α-hydroxybenzeneacetic acid		C ₈ H ₇ ClO ₃	492-86-4	186.593		120.3				vs bz, EtOH
2073	3-Chloro-4-hydroxybenzoic acid		C ₇ H ₅ ClO ₃	3964-58-7	172.566	nd (w)	171	sub			sl H ₂ O, bz, chl; vs EtOH, eth, ace
2074	5-Chloro-2-hydroxybenzoic acid		C ₇ H ₅ ClO ₃	321-14-2	172.566	nd (w, al)	174.8				s H ₂ O, eth; vs EtOH, bz; sl ace
2075	2-Chloro-5-hydroxybenzophenone		C ₁₃ H ₉ ClO ₂	85-19-8	232.662		95.3				i H ₂ O
2076	3-Chloro-4-hydroxy-5-methoxybenzaldehyde		C ₈ H ₇ ClO ₃	19463-48-0	186.593	tetr	165				i H ₂ O; s EtOH, HOAc
2077	1-Chloro-2-iodobenzene		C ₆ H ₄ ClI	615-41-8	238.453		0.7	234.5	1.9515 ²⁵	1.6331 ²⁵	i H ₂ O; s ace; sl ctc
2078	1-Chloro-3-iodobenzene		C ₆ H ₄ ClI	625-99-0	238.453			230	1.9255 ²⁰		i H ₂ O; s ace
2079	1-Chloro-4-iodobenzene		C ₆ H ₄ ClI	637-87-6	238.453	lf (ace, al)	57	227	1.886 ²⁷		i H ₂ O; s EtOH, PhNO ₂ ; sl chl
2080	1-Chloro-4-iodobutane		C ₄ H ₈ ClI	10297-05-9	218.464	liq		116; 89 ¹⁹	1.785	1.5400 ²⁰	
2081	Chloriodomethane		CH ₂ ClI	593-71-5	176.384			109	2.422 ²⁰	1.5822 ²⁰	vs ace, bz, eth, EtOH



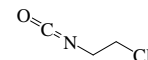
N-(2-Chloroethyl)dibenzylamine hydrochloride



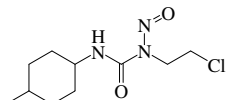
Chloroethyl dimethylsilane



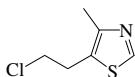
2-Chloroethyl ethyl ether



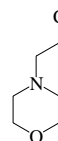
2-Chloroethyl isocyanate



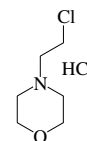
1-(2-Chloroethyl)-3-(4-methylcyclohexyl)-1-nitrosourea



5-(2-Chloroethyl)-4-methylthiazole



N-(2-Chloroethyl)morpholine



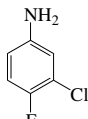
4-(2-Chloroethyl)morpholine, hydrochloride



1-Chloro-2-(ethylthio)ethane



2-Chloroethyl vinyl ether



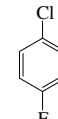
3-Chloro-4-fluoroaniline



1-Chloro-2-fluorobenzene



1-Chloro-3-fluorobenzene



1-Chloro-4-fluorobenzene



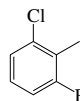
1-Chloro-1-fluoroethane



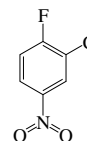
1-Chloro-2-fluoroethane



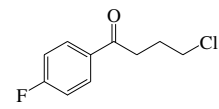
Chlorofluoromethane



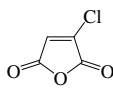
1-Chloro-3-fluoro-2-methylbenzene



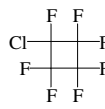
2-Chloro-1-fluoro-4-nitrobenzene



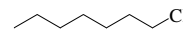
4-Chloro-1-(4-fluorophenyl)-1-butanone



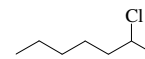
3-Chloro-2,5-furandione



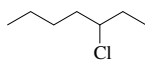
1-Chloro-1,2,2,3,3,4,4-heptafluorocyclobutane



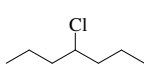
1-Chloroheptane



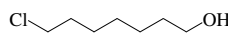
2-Chloroheptane



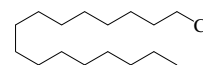
3-Chloroheptane



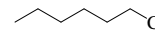
4-Chloroheptane



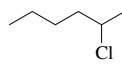
7-Chloro-1-heptanol



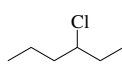
1-Chlorohexadecane



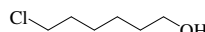
1-Chlorohexane



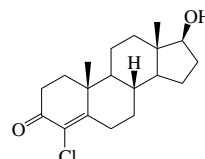
2-Chlorohexane



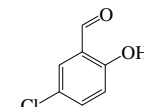
3-Chlorohexane



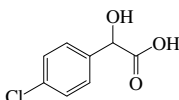
6-Chloro-1-hexanol



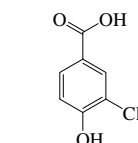
4-Chloro-17-hydroxyandrost-4-en-3-one, (17β)



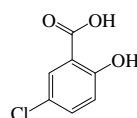
5-Chloro-2-hydroxybenzaldehyde



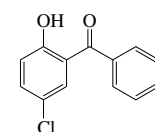
4-Chloro-α-hydroxybenzeneacetic acid



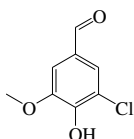
3-Chloro-4-hydroxybenzoic acid



5-Chloro-2-hydroxybenzoic acid



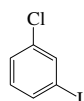
2-Chloro-5-hydroxybenzophenone



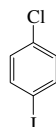
3-Chloro-4-hydroxy-5-methoxybenzaldehyde



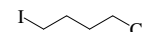
1-Chloro-2-iodobenzene



1-Chloro-3-iodobenzene



1-Chloro-4-iodobenzene

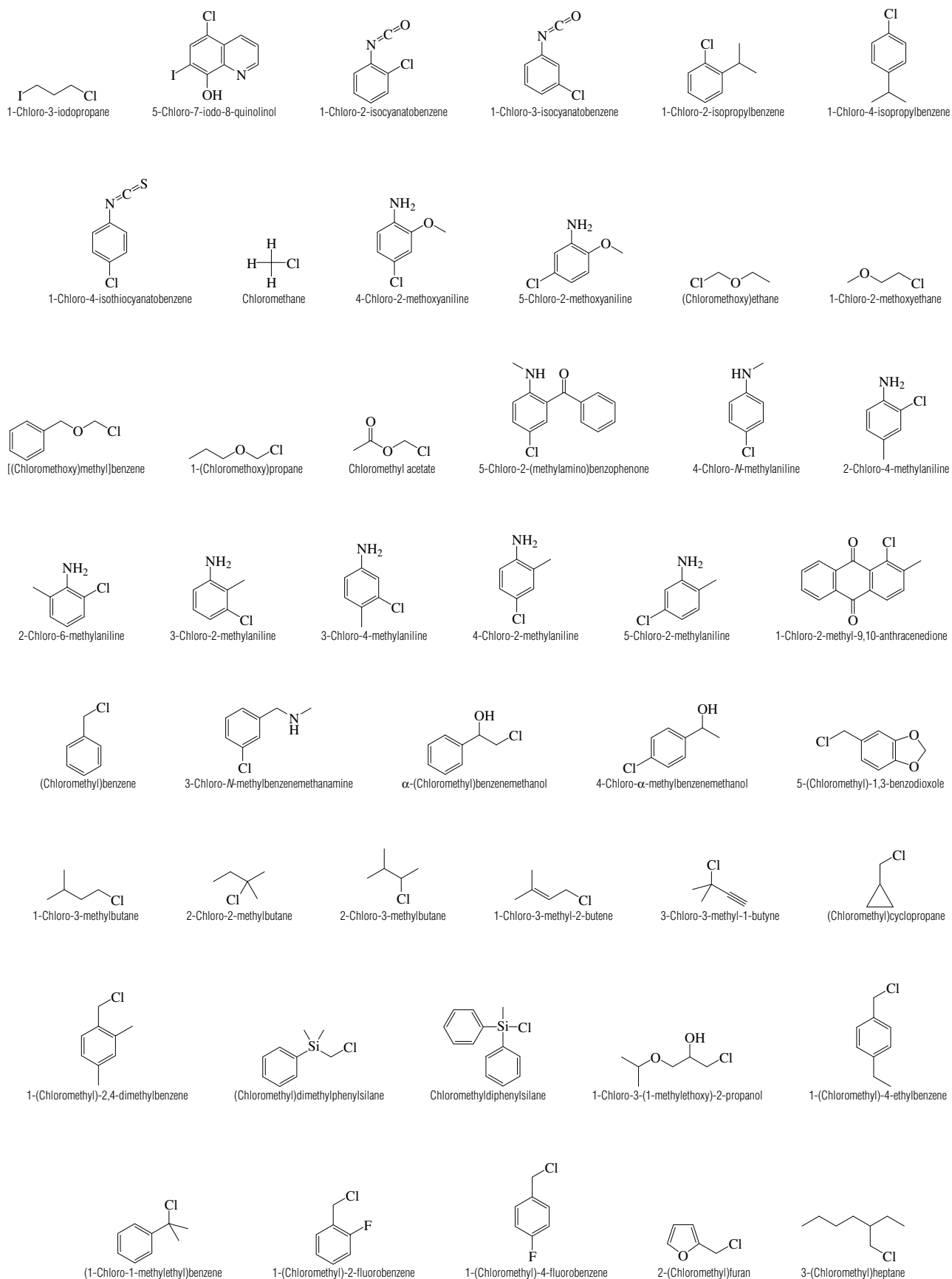


1-Chloro-4-iodobutane

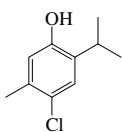


Chloriodomethane

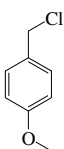
No.	Name	Synonym	Mol. Form.	CAS RN	Mol. Wt.	Physical Form	mp/°C	bp/°C	den/ g cm ⁻³	n _D	Solubility
2082	1-Chloro-3-iodopropane		C ₃ H ₆ ClI	6940-76-7	204.437			171	1.904 ²⁰	1.5472 ²⁰	i H ₂ O; s eth, bz, chl; sl ctc
2083	5-Chloro-7-iodo-8-quinolinol	Iodochlorhydroxyquin	C ₉ H ₈ ClINO	130-26-7	305.499	ye br nd (al)	178.5				sl EtOH; s HOAc
2084	1-Chloro-2-isocyanatobenzene		C ₇ H ₆ ClNO	3320-83-0	153.566		30.5	200; 115 ⁴³			sl ctc
2085	1-Chloro-3-isocyanatobenzene		C ₇ H ₆ ClNO	2909-38-8	153.566			113 ⁴³			sl chl
2086	1-Chloro-2-isopropylbenzene		C ₉ H ₁₁ Cl	2077-13-6	154.636	liq	-74.4	191.1	1.0341 ²⁰	1.5168 ²⁰	vs ace, bz, eth, EtOH
2087	1-Chloro-4-isopropylbenzene		C ₉ H ₁₁ Cl	2621-46-7	154.636	liq	-12.3	198.3	1.0208 ²⁰	1.5117 ²⁰	i H ₂ O; msc EtOH, eth, ace, ctc; vs bz
2088	1-Chloro-4-isothiocyanatobenzene		C ₇ H ₆ ClNS	2131-55-7	169.632	nd (al)	46	249.5			i H ₂ O; s EtOH
2089	Chloromethane	Methyl chloride	CH ₃ Cl	74-87-3	50.488	col gas	-97.7	-24.09	0.911 ²⁵ (p>1 atm)	1.3389 ²⁰	sl H ₂ O; s EtOH; msc eth, ace, bz, chl
2090	4-Chloro-2-methoxyaniline	4-Chloro-2-anisidine	C ₇ H ₈ ClNO	93-50-5	157.598	nd or pr (dil al)	52	260			s EtOH, eth, bz, chl
2091	5-Chloro-2-methoxyaniline		C ₇ H ₈ ClNO	95-03-4	157.598	nd (dil al)	84				s EtOH; sl liq
2092	(Chloromethoxy)ethane	Chloromethyl ethyl ether	C ₃ H ₇ ClO	3188-13-4	94.540			83	1.0188 ¹⁵	1.4040 ²⁰	
2093	1-Chloro-2-methoxyethane		C ₃ H ₇ ClO	627-42-9	94.540			92.5	1.0345 ²⁰	1.4111 ²⁰	vs H ₂ O, eth
2094	[(Chloromethoxy)methyl]benzene		C ₈ H ₉ ClO	3587-60-8	156.609			103 ¹³	1.1350 ²⁰	1.5192 ²⁰	
2095	1-(Chloromethoxy)propane		C ₃ H ₇ ClO	3587-57-3	108.566			109	0.9884 ²⁰	1.4125 ²⁰	vs eth, EtOH
2096	Chloromethyl acetate		C ₃ H ₅ ClO ₂	625-56-9	108.524			116	1.194 ²⁰	1.409 ²⁰	vs eth, EtOH
2097	5-Chloro-2-(methylamino)benzophenone	<i>N</i> -Methyl-2-amino-5-chlorobenzophenone	C ₁₄ H ₁₂ ClNO	1022-13-5	245.704		92				
2098	4-Chloro- <i>N</i> -methylaniline		C ₇ H ₈ ClN	932-96-7	141.599			240	1.169 ¹¹	1.5835 ²⁰	s EtOH, ace, bz
2099	2-Chloro-4-methylaniline		C ₇ H ₈ ClN	615-65-6	141.599		7	220	1.151 ²⁰	1.5748 ²²	sl EtOH, bz
2100	2-Chloro-6-methylaniline		C ₇ H ₈ ClN	87-63-8	141.599			215; 97 ¹⁰			
2101	3-Chloro-2-methylaniline		C ₇ H ₈ ClN	87-60-5	141.599		1	245		1.5880 ²⁰	s H ₂ O, EtOH; i eth, bz
2102	3-Chloro-4-methylaniline		C ₇ H ₈ ClN	95-74-9	141.599		26	243			s EtOH; sl ctc
2103	4-Chloro-2-methylaniline	<i>p</i> -Chloro- <i>o</i> -toluidine	C ₇ H ₈ ClN	95-69-2	141.599	lf (al)	30.3	244			s EtOH; sl ctc
2104	5-Chloro-2-methylaniline		C ₇ H ₈ ClN	95-79-4	141.599		26	239; 140 ³⁸			vs EtOH
2105	1-Chloro-2-methyl-9,10-anthracenedione		C ₁₅ H ₉ ClO ₂	129-35-1	256.684		170.5				i EtOH, eth; sl py
2106	(Chloromethyl)benzene	Benzyl chloride	C ₇ H ₇ Cl	100-44-7	126.584	liq	-45	179	1.1004 ²⁰	1.5391 ²⁰	i H ₂ O; msc EtOH, eth, chl; sl ctc
2107	3-Chloro- <i>N</i> -methylbenzenemethanamine		C ₈ H ₁₀ ClN	39191-07-6	155.625			88 ⁴		1.5350 ²⁵	s chl
2108	α -(Chloromethyl)benzenemethanol		C ₈ H ₉ ClO	1674-30-2	156.609			128 ¹⁷ , 121 ¹¹	1.1926 ²⁰	1.5523 ²⁰	s EtOH; vs eth
2109	4-Chloro- α -methylbenzenemethanol		C ₈ H ₉ ClO	3391-10-4	156.609			121 ¹⁵		1.5505 ²⁰	s ctc
2110	5-(Chloromethyl)-1,3-benzodioxole		C ₈ H ₇ ClO ₂	20850-43-5	170.594		20.5	134 ¹⁴	1.312 ²⁵	1.5660 ²⁰	
2111	1-Chloro-3-methylbutane	Isopentyl chloride	C ₅ H ₁₁ Cl	107-84-6	106.594	liq	-104.4	98.9	0.8750 ²⁰	1.4084 ²⁰	sl H ₂ O; msc EtOH, eth; vs chl
2112	2-Chloro-2-methylbutane		C ₅ H ₁₁ Cl	594-36-5	106.594	liq	-73.5	85.6	0.8653 ²⁰	1.4055 ²⁰	sl H ₂ O; s EtOH, eth, ctc
2113	2-Chloro-3-methylbutane		C ₅ H ₁₁ Cl	631-65-2	106.594			91.5	0.878 ²⁰		
2114	1-Chloro-3-methyl-2-butene		C ₅ H ₉ Cl	503-60-6	104.578			109	0.9273 ²⁰	1.4485 ²⁰	vs ace, eth, EtOH, chl
2115	3-Chloro-3-methyl-1-butene		C ₅ H ₉ Cl	1111-97-3	102.563	liq	-61	76	0.9061 ²⁰		
2116	(Chloromethyl)cyclopropane		C ₃ H ₅ Cl	5911-08-0	90.552	liq	-90.9	88	0.98 ²⁵	1.4350 ²⁰	
2117	1-(Chloromethyl)-2,4-dimethylbenzene		C ₉ H ₁₁ Cl	824-55-5	154.636			215.5; 110 ²⁰	1.0580 ¹⁹		vs bz, eth, EtOH
2118	(Chloromethyl)dimethylphenylsilane		C ₉ H ₁₃ ClSi	1833-51-8	184.738			225	1.0240 ²⁵		s ctc, CS ₂
2119	Chloromethyldiphenylsilane		C ₁₃ H ₁₃ ClSi	144-79-6	232.781			295	1.1277 ²⁰	1.5742 ²⁰	
2120	1-Chloro-3-(1-methylethoxy)-2-propanol		C ₆ H ₁₃ ClO ₂	4288-84-0	152.619			182; 87 ²⁰	1.0910 ²⁰	1.4370 ²⁵	s EtOH, eth
2121	1-(Chloromethyl)-4-ethylbenzene		C ₉ H ₁₁ Cl	1467-05-6	154.636			95 ¹⁵		1.5290 ²⁵	vs bz, EtOH, chl
2122	(1-Chloro-1-methylethyl)benzene		C ₉ H ₁₁ Cl	934-53-2	154.636			98 ¹	1.192 ²⁵	1.5290 ²⁵	
2123	1-(Chloromethyl)-2-fluorobenzene		C ₇ H ₆ ClF	345-35-7	144.574			172; 86 ⁴⁰	1.216 ²⁵	1.5150 ²⁰	
2124	1-(Chloromethyl)-4-fluorobenzene		C ₇ H ₆ ClF	352-11-4	144.574			82 ²⁶ , 76 ²⁰	1.2143 ²⁰	1.5130	
2125	2-(Chloromethyl)furan		C ₆ H ₇ ClO	617-88-9	116.546			49 ²⁶	1.1783 ²⁰	1.4941 ²⁰	vs bz, eth, EtOH
2126	3-(Chloromethyl)heptane		C ₈ H ₁₇ Cl	123-04-6	148.674			172	0.8769 ²⁰	1.4319 ²⁰	i H ₂ O; s EtOH, eth, ace, bz; sl ctc



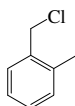
No.	Name	Synonym	Mol. Form.	CAS RN	Mol. Wt.	Physical Form	mp/°C	bp/°C	den/ g cm ⁻³	n _D	Solubility
2127	4-Chloro-5-methyl-2-isopropylphenol	Chlorothymol	C ₁₀ H ₁₃ ClO	89-68-9	184.662		63	258.5			vs H ₂ O; s EtOH, eth, bz, ctc, peth, alk
2128	1-(Chloromethyl)-4-methoxybenzene		C ₈ H ₉ ClO	824-94-2	156.609	nd	24.5	262.5	1.261 ²⁰	1.580 ²⁰	vs ace, bz, eth
2129	1-(Chloromethyl)-2-methylbenzene		C ₈ H ₉ Cl	552-45-4	140.610			198; 90 ²⁰	1.063 ²⁵	1.5410 ²⁵	vs eth, EtOH
2130	1-(Chloromethyl)-3-methylbenzene		C ₈ H ₉ Cl	620-19-9	140.610			195.5	1.064 ²⁰	1.5345 ²⁰	i H ₂ O; s EtOH, eth
2131	1-(Chloromethyl)-4-methylbenzene		C ₈ H ₉ Cl	104-82-5	140.610			201; 90 ²⁰	1.0512 ²⁰	1.5380	i H ₂ O; s EtOH; msc eth
2132	Chloromethyl methyl ether		C ₂ H ₅ ClO	107-30-2	80.513	liq	-103.5	59.5	1.063 ¹⁰	1.397 ²⁰	s EtOH, eth, ace, chl
2133	2-(Chloromethyl)-2-methyloxirane		C ₄ H ₇ ClO	598-09-4	106.551			122	1.1011 ²⁰	1.4310 ²⁰	vs H ₂ O, eth
2134	1-(Chloromethyl)naphthalene		C ₁₁ H ₉ Cl	86-52-2	176.642	pr	32	291.5	1.1813 ²⁰	1.6380 ²⁰	i H ₂ O; s EtOH, ctc, peth
2135	2-(Chloromethyl)naphthalene		C ₁₁ H ₉ Cl	2506-41-4	176.642	lf (al)	48.5	169 ²⁰			i H ₂ O; s EtOH, peth
2136	1-(Chloromethyl)-2-nitrobenzene		C ₇ H ₆ ClNO ₂	612-23-7	171.582	cry (lig)	50.0	125 ⁴		1.5557 ⁶²	i H ₂ O; s EtOH, eth, HOAc; vs ace, bz
2137	1-(Chloromethyl)-3-nitrobenzene		C ₇ H ₆ ClNO ₂	619-23-8	171.582	pa ye nd (lig)	46	173 ³⁴		1.5577 ⁶²	vs ace, bz, eth, EtOH
2138	1-(Chloromethyl)-4-nitrobenzene	4-Nitrobenzyl chloride	C ₇ H ₆ ClNO ₂	100-14-1	171.582	pl or nd (al)	71			1.5647 ⁶²	i H ₂ O; s EtOH, eth; vs ace, bz, AcOEt
2139	1-Chloro-2-methyl-3-nitrobenzene		C ₇ H ₆ ClNO ₂	83-42-1	171.582	nd (dil al)	37.8	238		1.5377 ⁶⁹	i H ₂ O; s EtOH
2140	1-Chloro-2-methyl-4-nitrobenzene		C ₇ H ₆ ClNO ₂	13290-74-9	171.582	ye cry	42.5	249			vs eth
2141	1-Chloro-4-methyl-2-nitrobenzene	4-Chloro-3-nitrotoluene	C ₇ H ₆ ClNO ₂	89-60-1	171.582		7	261; 118 ¹¹		1.5572 ²⁰	i H ₂ O; s ctc
2142	2-Chloro-1-methyl-4-nitrobenzene		C ₇ H ₆ ClNO ₂	121-86-8	171.582	nd (al)	66.5	260		1.5470 ⁶⁹	sl H ₂ O, chl; s EtOH, eth, HOAc
2143	4-Chloro-1-methyl-2-nitrobenzene		C ₇ H ₆ ClNO ₂	89-59-8	171.582	mcl nd	38	242; 115.5 ¹¹	1.2559 ⁶⁰		i H ₂ O; s EtOH, eth; sl chl
2144	2-Chloro-4-methylpentane		C ₈ H ₁₃ Cl	25346-32-1	120.620			113	0.8610 ²⁰	1.4113 ²⁰	vs eth
2145	3-(Chloromethyl)pentane		C ₈ H ₁₃ Cl	4737-41-1	120.620			126; 83 ²⁰²	0.8914 ²⁰	1.4222 ²⁰	vs bz, eth, chl
2146	2-Chloro-4-methylphenol	2-Chloro- <i>p</i> -cresol	C ₇ H ₇ ClO	6640-27-3	142.583			195.5	1.1785 ²⁷	1.5200 ²⁷	vs bz, eth, EtOH
2147	2-Chloro-5-methylphenol	6-Chloro- <i>m</i> -cresol	C ₇ H ₇ ClO	615-74-7	142.583	pr (peth)	45.5	196	1.215 ¹⁵		vs H ₂ O, EtOH
2148	2-Chloro-6-methylphenol	6-Chloro- <i>o</i> -cresol	C ₇ H ₇ ClO	87-64-9	142.583			189; 80 ²⁰		1.5449 ²⁰	sl H ₂ O; s eth
2149	3-Chloro-4-methylphenol	3-Chloro- <i>p</i> -cresol	C ₇ H ₇ ClO	615-62-3	142.583	nd (al)	55.5	228			vs bz, eth, EtOH
2150	4-Chloro-2-methylphenol	4-Chloro- <i>o</i> -cresol	C ₇ H ₇ ClO	1570-64-5	142.583	nd (peth)	51	223			sl H ₂ O; s peth
2151	4-Chloro-3-methylphenol	4-Chloro- <i>m</i> -cresol	C ₇ H ₇ ClO	59-50-7	142.583	nd (peth)	67	235			sl H ₂ O, chl; s EtOH, eth, peth
2152	(4-Chloro-2-methylphenoxy)acetic acid	MCPA	C ₈ H ₉ ClO ₃	94-74-6	200.618	pl (bz, to)	120				sl H ₂ O; vs EtOH, eth; s bz, ctc
2153	4-(4-Chloro-2-methylphenoxy)butanoic acid		C ₁₁ H ₁₃ ClO ₃	94-81-5	228.672		100				
2154	Chloromethylphenylsilane		C ₇ H ₇ ClSi	1631-82-9	156.685			113 ¹⁰⁰	1.043 ²⁰	1.5171 ²⁰	
2155	(Chloromethyl)phosphonic acid		CH ₂ ClO ₃ P	2565-58-4	130.468	nd (bz/MeNO ₂)	90				
2156	<i>N</i> -Chloromethylphthalimide		C ₉ H ₆ ClNO ₂	17564-64-6	195.603		135.5				
2157	2-Chloro-2-methylpropanal		C ₄ H ₇ ClO	917-93-1	106.551			90	1.053 ¹⁵	1.4160 ¹⁶	vs eth, EtOH
2158	1-Chloro-2-methylpropane	Isobutyl chloride	C ₄ H ₉ Cl	513-36-0	92.567	liq	-130.3	68.5	0.8773 ²⁰	1.3984 ²⁰	sl H ₂ O, ctc; s eth, ace, chl
2159	2-Chloro-2-methylpropane	<i>tert</i> -Butyl chloride	C ₄ H ₉ Cl	507-20-0	92.567	liq	-25.60	50.9	0.8420 ²⁰	1.3857 ²⁰	sl H ₂ O; msc EtOH, eth; s bz, ctc, chl
2160	1-Chloro-2-methylpropene	Dimethylvinyl chloride	C ₄ H ₇ Cl	513-37-1	90.552			68	0.9186 ²⁰	1.4221 ²⁰	sl H ₂ O; s chl
2161	3-Chloro-2-methylpropene		C ₄ H ₇ Cl	563-47-3	90.552			71.5	0.9165 ²⁰	1.4291 ²⁰	msc EtOH, eth; s ace; vs chl
2162	3-(Chloromethyl)pyridine, hydrochloride		C ₆ H ₇ Cl ₂ N	6959-48-4	164.033	hyg	143.8				
2163	Chloromethylsilane		CH ₂ ClSi	993-00-0	80.590	col gas	-135	7; -45 ⁶³			
2164	1-Chloro-4-(methylsulfonyl)benzene	4-Chlorobenzenethiol, <i>S</i> -methyl, <i>S,S</i> -dioxide	C ₇ H ₇ ClO ₂ S	98-57-7	190.648		98				
2165	1-Chloro-4-(methylthio)benzene		C ₇ H ₇ ClS	123-09-1	158.649			105 ¹⁰			
2166	1-Chloro-2-(methylthio)ethane		C ₃ H ₇ ClS	542-81-4	110.606			140; 60 ³⁰	1.123 ²⁰	1.4902 ²⁰	s EtOH, eth, ace
2167	Chloro(methylthio)methane		C ₂ H ₅ ClS	2373-51-5	96.579			105	1.153 ²⁵	1.4963 ²⁰	
2168	(Chloromethyl)trimethylsilane		C ₄ H ₁₁ ClSi	2344-80-1	122.669			98.5	0.879 ²⁵	1.4175 ²⁰	



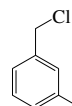
4-Chloro-5-methyl-2-isopropylphenol



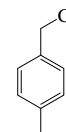
1-(Chloromethyl)-4-methoxybenzene



1-(Chloromethyl)-2-methylbenzene



1-(Chloromethyl)-3-methylbenzene



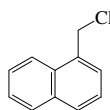
1-(Chloromethyl)-4-methylbenzene



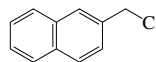
Chloromethyl methyl ether



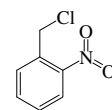
2-(Chloromethyl)-2-methyloxirane



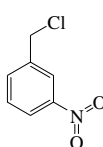
1-(Chloromethyl)naphthalene



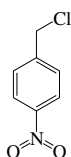
2-(Chloromethyl)naphthalene



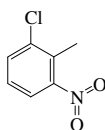
1-(Chloromethyl)-2-nitrobenzene



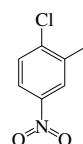
1-(Chloromethyl)-3-nitrobenzene



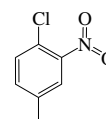
1-(Chloromethyl)-4-nitrobenzene



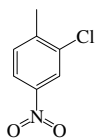
1-Chloro-2-methyl-3-nitrobenzene



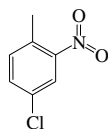
1-Chloro-2-methyl-4-nitrobenzene



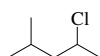
1-Chloro-4-methyl-2-nitrobenzene



2-Chloro-1-methyl-4-nitrobenzene



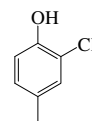
4-Chloro-1-methyl-2-nitrobenzene



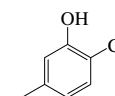
2-Chloro-4-methylpentane



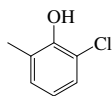
3-(Chloromethyl)pentane



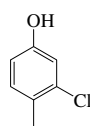
2-Chloro-4-methylphenol



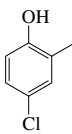
2-Chloro-5-methylphenol



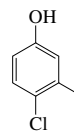
2-Chloro-6-methylphenol



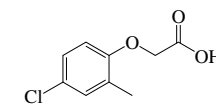
3-Chloro-4-methylphenol



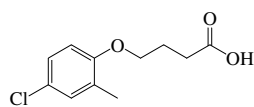
4-Chloro-2-methylphenol



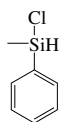
4-Chloro-3-methylphenol



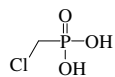
(4-Chloro-2-methylphenoxy)acetic acid



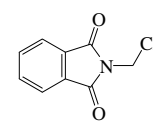
4-(4-Chloro-2-methylphenoxy)butanoic acid



Chloromethylphenylsilane



(Chloromethyl)phosphonic acid



N-Chloromethylphthalimide



2-Chloro-2-methylpropanal



1-Chloro-2-methylpropane



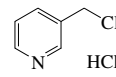
2-Chloro-2-methylpropane



1-Chloro-2-methylpropene



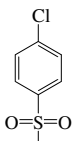
3-Chloro-2-methylpropene



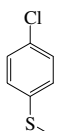
3-(Chloromethyl)pyridine, hydrochloride



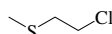
Chloromethylsilane



1-Chloro-4-(methylsulfonyl)benzene



1-Chloro-4-(methylthio)benzene



1-Chloro-2-(methylthio)ethane

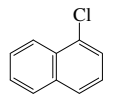


Chloro(methylthio)methane

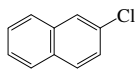


(Chloromethyl)trimethylsilane

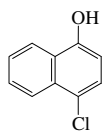
No.	Name	Synonym	Mol. Form.	CAS RN	Mol. Wt.	Physical Form	mp/°C	bp/°C	den/ g cm ⁻³	n _D	Solubility
2169	1-Chloronaphthalene	1-Naphthyl chloride	C ₁₀ H ₇ Cl	90-13-1	162.616	oily liq	-2.5	259; 106.5 ⁵	1.1880 ²⁵	1.6326 ²⁰	i H ₂ O; s EtOH, eth, bz, CS ₂ ; sl ctc
2170	2-Chloronaphthalene		C ₁₀ H ₇ Cl	91-58-7	162.616	pl (dil al), lf	58.0	256	1.1377 ⁷¹	1.6079 ¹³	i H ₂ O; s EtOH, eth, bz, chl, CS ₂
2171	4-Chloro-1-naphthol		C ₁₀ H ₇ ClO	604-44-4	178.615	nd (chl, aq al)	120.5				s EtOH, eth, ace, bz, chl
2172	Chloroneb	1,4-Dichloro-2,5-dimethoxybenzene	C ₈ H ₆ Cl ₂ O ₂	2675-77-6	207.055		134	268			
2173	2-Chloro-4-nitroaniline		C ₆ H ₄ ClN ₂ O ₂	121-87-9	172.569	ye nd (w)	108				vs eth, EtOH, HOAc
2174	2-Chloro-5-nitroaniline		C ₆ H ₄ ClN ₂ O ₂	6283-25-6	172.569	ye nd (lig)	121				vs eth, EtOH, HOAc
2175	4-Chloro-2-nitroaniline		C ₆ H ₄ ClN ₂ O ₂	89-63-4	172.569	dk oran-ye pr (dil al)	116.5				vs EtOH, eth, HOAc; sl ace, lig
2176	4-Chloro-3-nitroaniline		C ₆ H ₄ ClN ₂ O ₂	635-22-3	172.569	ye nd or pr (w) nd (peth)	103				s H ₂ O, eth, chl; vs EtOH; sl lig
2177	5-Chloro-2-nitroaniline		C ₆ H ₄ ClN ₂ O ₂	1635-61-6	172.569	ye nd (CS ₂) ye lf (al, bz)	127.8	sub			vs eth, EtOH
2178	1-Chloro-5-nitro-9,10-anthracenedione		C ₁₄ H ₆ ClNO ₄	129-40-8	287.656		315.3				i H ₂ O, EtOH, eth, lig; sl bz; s py
2179	2-Chloro-5-nitrobenzaldehyde		C ₇ H ₄ ClNO ₃	6361-21-3	185.565	cry (al)	81.3				vs EtOH, chl
2180	4-Chloro-3-nitrobenzaldehyde		C ₇ H ₄ ClNO ₃	16588-34-4	185.565		64.5				sl H ₂ O; s chl
2181	1-Chloro-2-nitrobenzene	<i>o</i> -Chloronitrobenzene	C ₆ H ₄ ClNO ₂	88-73-3	157.555	mcl nd	32.1	245.5	1.368 ²⁴²		i H ₂ O; s EtOH, eth, bz; vs ace, tol, py
2182	1-Chloro-3-nitrobenzene	<i>m</i> -Chloronitrobenzene	C ₆ H ₄ ClNO ₂	121-73-3	157.555	pa ye orth pr (al)	44.4	235.5	1.343 ⁵⁰	1.5374 ⁸⁰	i H ₂ O; s EtOH, eth, bz, chl, CS ₂
2183	1-Chloro-4-nitrobenzene	<i>p</i> -Chloronitrobenzene	C ₆ H ₄ ClNO ₂	100-00-5	157.555	mcl pr	82	242	1.2979 ⁸⁰	1.5376 ¹⁰⁰	i H ₂ O; sl EtOH; s eth, chl, CS ₂
2184	5-Chloro-3-nitro-1,2-benzenediamine		C ₆ H ₆ ClN ₂ O	42389-30-0	187.584		167				
2185	4-Chloro-3-nitrobenzenesulfonamide		C ₆ H ₄ ClN ₂ O ₂ S	97-09-6	236.633	ye cry (EtOH)	175				
2186	4-Chloro-3-nitrobenzenesulfonyl chloride		C ₆ H ₃ Cl ₂ NO ₂ S	97-08-5	256.064		60.8				
2187	2-Chloro-4-nitrobenzoic acid		C ₇ H ₄ ClNO ₄	99-60-5	201.565	nd (w)	141.8				s H ₂ O, EtOH, eth, bz
2188	2-Chloro-5-nitrobenzoic acid		C ₇ H ₄ ClNO ₄	2516-96-3	201.565	nd or pr (w)	166.5		1.608 ¹⁸		sl H ₂ O, ace; s EtOH, eth, bz
2189	4-Chloro-3-nitrobenzoic acid		C ₇ H ₄ ClNO ₄	96-99-1	201.565	nd or pl (w)	182.8		1.645 ¹⁸		i H ₂ O; sl EtOH, ace
2190	1-Chloro-1-nitroethane		C ₂ H ₄ ClNO ₂	598-92-5	109.512			124.5	1.2837 ²⁰	1.4224 ²⁰	i H ₂ O; s EtOH, ctc, alk
2191	2-Chloro-4-nitrophenol		C ₆ H ₄ ClNO ₃	619-08-9	173.554	wh nd (50% al)	111				s H ₂ O, EtOH, eth, chl; sl bz
2192	4-Chloro-2-nitrophenol		C ₆ H ₄ ClNO ₃	89-64-5	173.554	ye mcl pr (al)	88.5				i H ₂ O; s EtOH, eth, chl; sl ace
2193	5-Chloro-2-nitrophenol		C ₆ H ₄ ClNO ₃	611-07-4	173.554	ye pr or nd (w)	41	sub			sl H ₂ O; s EtOH, eth, HOAc
2194	1-Chloro-1-nitropropane		C ₃ H ₆ ClNO ₂	600-25-9	123.539			142	1.207 ²⁰	1.4251 ²⁰	sl H ₂ O, chl; s EtOH, eth, oils
2195	2-Chloro-2-nitropropane		C ₃ H ₆ ClNO ₂	594-71-8	123.539		-21.5	dec 134; 57 ⁵⁰	1.2 ²⁰	1.4378 ¹⁹	sl H ₂ O; s EtOH, eth, ctc, oils; i KOH
2196	2-Chloro-3-nitropyridine		C ₅ H ₃ ClN ₂ O ₂	5470-18-8	158.543	nd (w)	104.0				
2197	1-Chloro-2-nitro-4-(trifluoromethyl)benzene		C ₇ H ₃ ClF ₃ NO ₂	121-17-5	225.553	liq	-1.3	222; 95 ¹⁰	1.511 ²⁵	1.4893 ³⁰	
2198	1-Chloro-4-nitro-2-(trifluoromethyl)benzene		C ₇ H ₃ ClF ₃ NO ₂	777-37-7	225.553		22	232	1.527 ²⁵	1.5083 ³⁵	
2199	1-Chlorononane		C ₉ H ₁₉ Cl	2473-01-0	162.700	liq	-39.4	205.2	0.8706 ²⁰	1.4343 ²⁰	i H ₂ O; s eth, chl
2200	9-Chloro-1-nonanol		C ₉ H ₁₉ ClO	51308-99-7	178.699		28	147 ¹⁴		1.4575 ²⁰	vs eth, EtOH
2201	1-Chlorooctadecane		C ₁₈ H ₃₇ Cl	3386-33-2	288.940		28.6	352	0.8616 ²⁰	1.4524 ²⁰	i H ₂ O; sl ctc
2202	1-Chlorooctane	Octyl chloride	C ₈ H ₁₇ Cl	111-85-3	148.674	liq	-57.8	183.5	0.8734 ²⁰	1.4309 ²⁰	i H ₂ O; vs EtOH, eth; sl ctc
2203	2-Chlorooctane		C ₈ H ₁₇ Cl	628-61-5	148.674			172; 75 ²⁸	0.8658 ¹⁷	1.4273 ²¹	i H ₂ O; vs EtOH, eth
2204	8-Chloro-1-octanol		C ₈ H ₁₇ ClO	23144-52-7	164.673			139 ¹⁹		1.4563 ²⁵	vs eth, EtOH
2205	Chloropentafluoroacetone		C ₂ ClF ₅ O	79-53-8	182.476	col gas	-133	8			
2206	Chloropentafluorobenzene		C ₆ ClF ₅	344-07-0	202.509			117.96	1.568 ²⁵	1.4256 ²⁰	



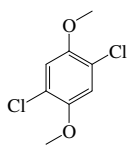
1-Chloronaphthalene



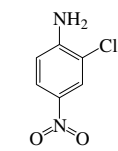
2-Chloronaphthalene



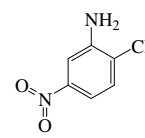
4-Chloro-1-naphthol



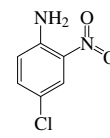
Chloroneb



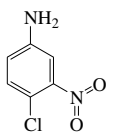
2-Chloro-4-nitroaniline



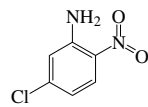
2-Chloro-5-nitroaniline



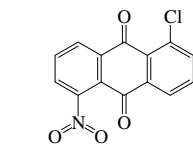
4-Chloro-2-nitroaniline



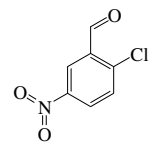
4-Chloro-3-nitroaniline



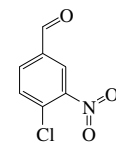
5-Chloro-2-nitroaniline



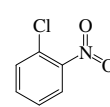
1-Chloro-5-nitro-9,10-anthracenedione



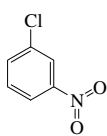
2-Chloro-5-nitrobenzaldehyde



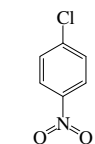
4-Chloro-3-nitrobenzaldehyde



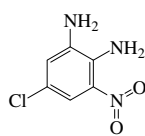
1-Chloro-2-nitrobenzene



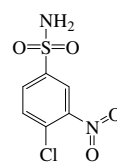
1-Chloro-3-nitrobenzene



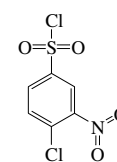
1-Chloro-4-nitrobenzene



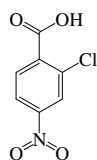
5-Chloro-3-nitro-1,2-benzenediamine



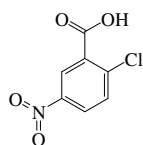
4-Chloro-3-nitrobenzenesulfonamide



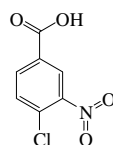
4-Chloro-3-nitrobenzenesulfonyl chloride



2-Chloro-4-nitrobenzoic acid



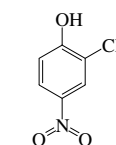
2-Chloro-5-nitrobenzoic acid



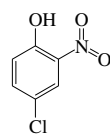
4-Chloro-3-nitrobenzoic acid



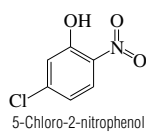
1-Chloro-1-nitroethane



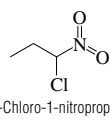
2-Chloro-4-nitrophenol



4-Chloro-2-nitrophenol



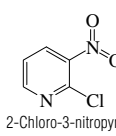
5-Chloro-2-nitrophenol



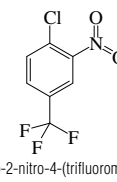
1-Chloro-1-nitropropane



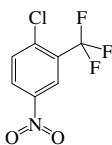
2-Chloro-2-nitropropane



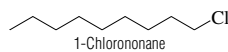
2-Chloro-1-nitropyridine



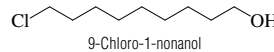
1-Chloro-2-nitro-4-(trifluoromethyl)benzene



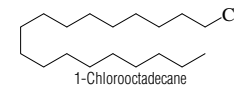
1-Chloro-4-nitro-2-(trifluoromethyl)benzene



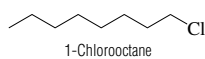
1-Chlorononane



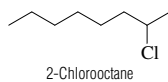
9-Chloro-1-nonanol



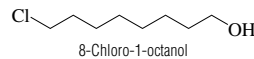
1-Chlorooctadecane



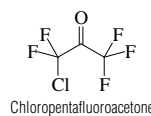
1-Chlorooctane



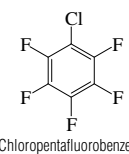
2-Chlorooctane



8-Chloro-1-octanol

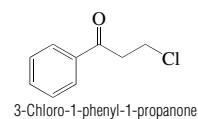
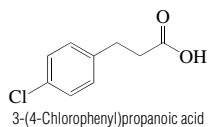
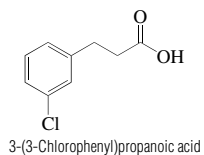
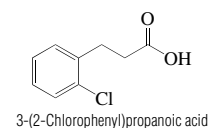
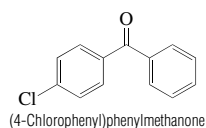
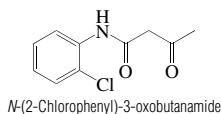
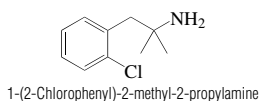
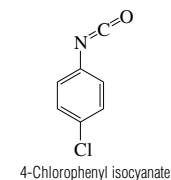
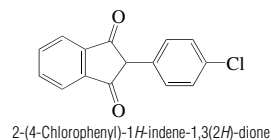
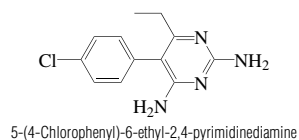
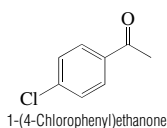
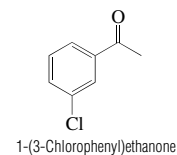
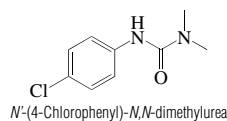
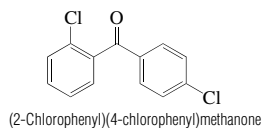
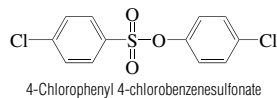
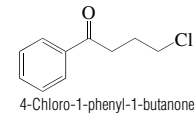
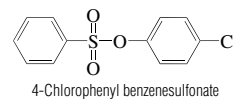
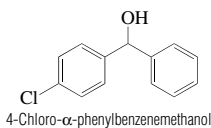
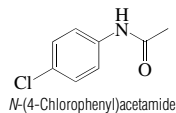
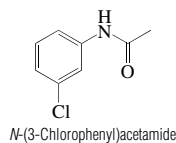
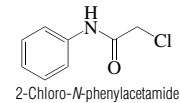
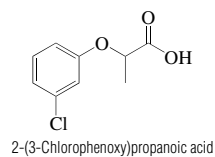
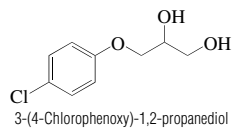
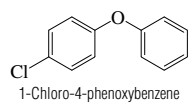
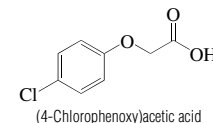
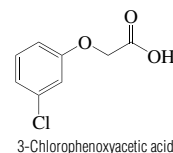
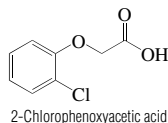
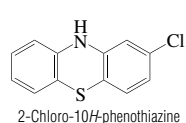
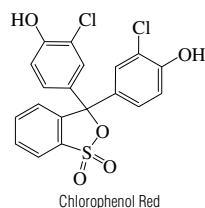
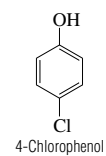
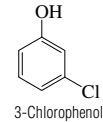
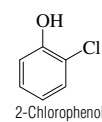
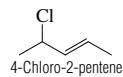
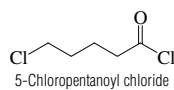
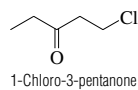
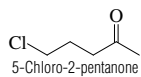
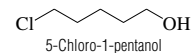
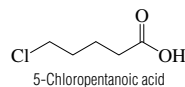
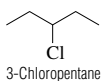
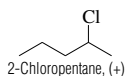
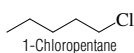
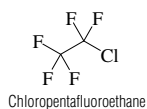


Chloropentafluoroacetone

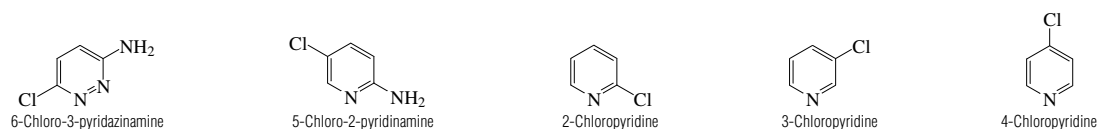
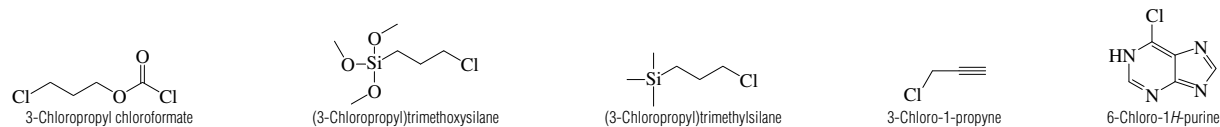
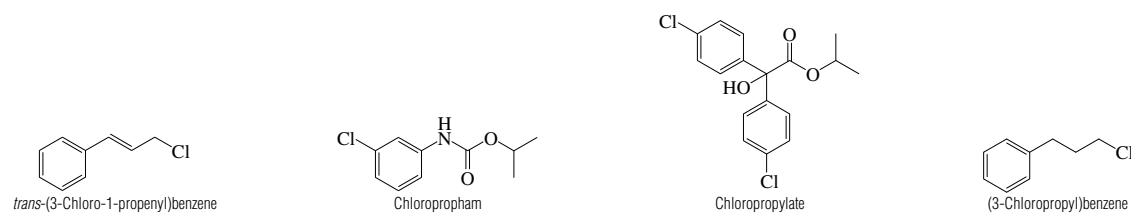
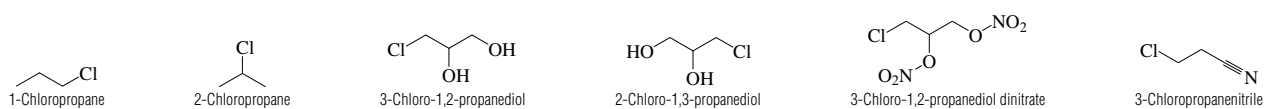
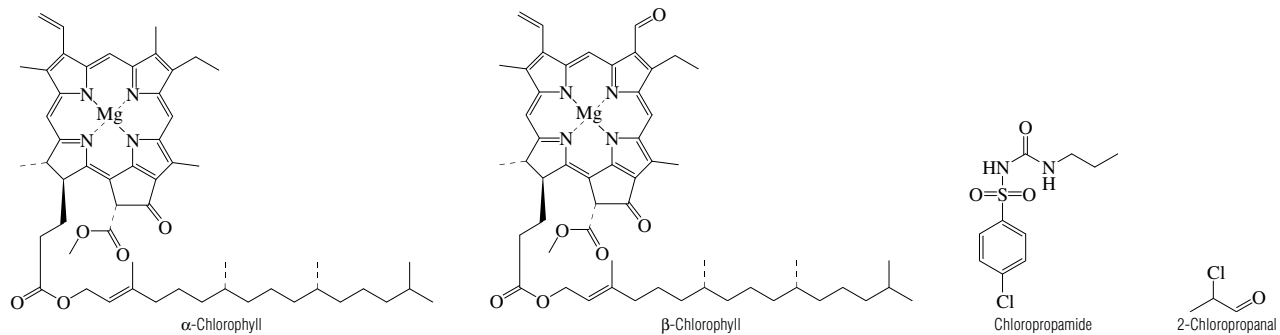
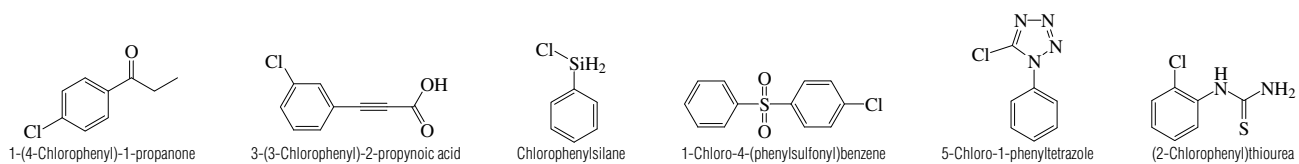


Chloropentafluorobenzene

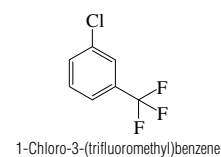
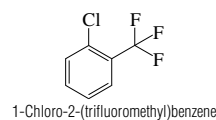
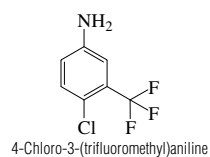
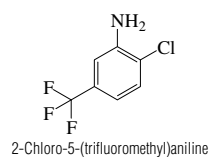
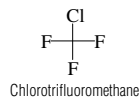
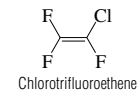
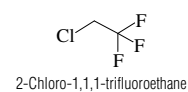
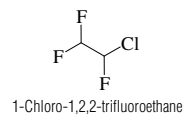
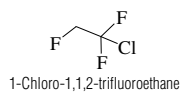
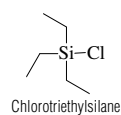
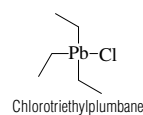
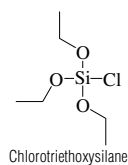
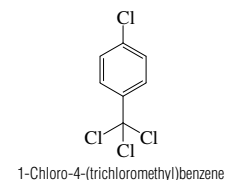
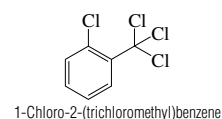
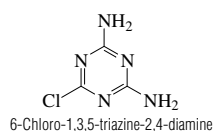
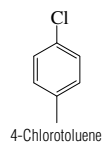
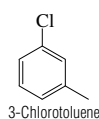
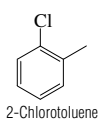
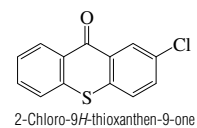
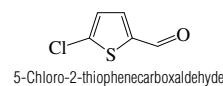
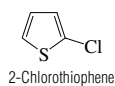
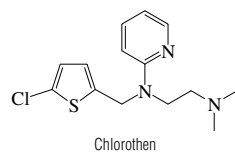
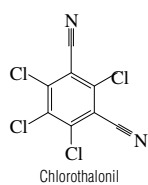
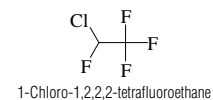
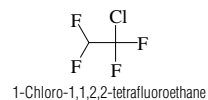
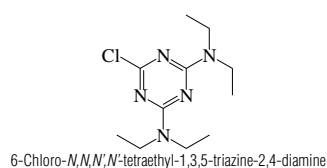
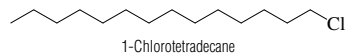
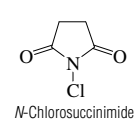
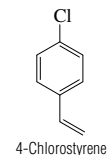
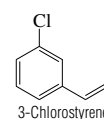
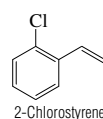
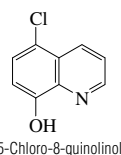
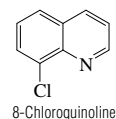
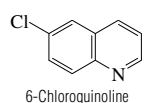
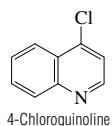
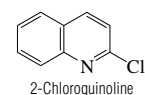
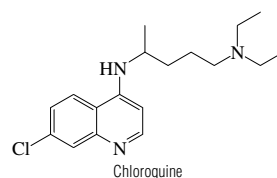
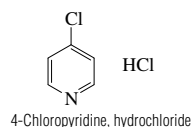
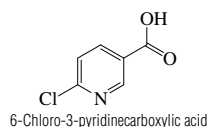
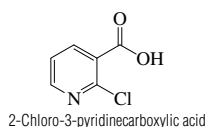
No.	Name	Synonym	Mol. Form.	CAS RN	Mol. Wt.	Physical Form	mp/°C	bp/°C	den/ g cm ⁻³	n _D	Solubility
2207	Chloropentafluoroethane	Refrigerant 115	C ₂ ClF ₅	76-15-3	154.466	col gas	-99.4	-39.1	1.5678 ⁴²	1.2678 ⁴²	i H ₂ O; s EtOH, eth
2208	1-Chloropentane	Pentyl chloride	C ₅ H ₁₁ Cl	543-59-9	106.594	liq	-99.0	108.4	0.8820 ²⁰	1.4126 ²⁰	i H ₂ O; msc EtOH, eth; s bz, ctc; vs chl
2209	2-Chloropentane, (+)	sec-Pentyl chloride	C ₅ H ₁₁ Cl	29882-57-3	106.594	liq	-137	97.0	0.8698 ²⁰	1.4063 ²⁰	i H ₂ O; s EtOH, eth, bz; vs chl
2210	3-Chloropentane		C ₅ H ₁₁ Cl	616-20-6	106.594	liq	-105	97.5	0.8731 ²⁰	1.4082 ²⁰	i H ₂ O; s EtOH, eth, bz; sl ace
2211	5-Chloropentanoic acid		C ₅ H ₉ ClO ₂	1119-46-6	136.577		18	230	1.3416 ²⁵	1.4555 ²⁰	vs eth, EtOH
2212	5-Chloro-1-pentanol		C ₅ H ₁₁ ClO	5259-98-3	122.593			112 ¹²		1.4518 ²⁰	vs eth, EtOH
2213	5-Chloro-2-pentanone		C ₅ H ₉ ClO	5891-21-4	120.577			106 ¹¹⁰ , 76 ³⁴	1.0523 ²⁰	1.4375 ²⁰	s eth, ace; sl ctc
2214	1-Chloro-3-pentanone		C ₅ H ₉ ClO	32830-97-0	120.577			68 ²⁰		1.4361 ²⁰	vs eth, EtOH
2215	5-Chloropentanoyl chloride		C ₅ H ₉ Cl ₂ O	1575-61-7	155.022			83 ¹²	1.210 ¹⁸	1.4639 ²⁰	vs eth
2216	4-Chloro-2-pentene		C ₅ H ₉ Cl	1458-99-7	104.578			103; 47 ²⁵	0.8988 ²⁰	1.4322 ²⁰	vs ace, eth, chl
2217	2-Chlorophenol		C ₆ H ₅ ClO	95-57-8	128.556		9.4	174.9	1.2634 ²⁰	1.5524 ²⁰	sl H ₂ O, chl; s EtOH, eth; vs bz
2218	3-Chlorophenol		C ₆ H ₅ ClO	108-43-0	128.556		32.6	214	1.245 ⁴⁵	1.5565 ⁴⁰	sl H ₂ O, chl; s EtOH, eth; vs bz
2219	4-Chlorophenol		C ₆ H ₅ ClO	106-48-9	128.556		42.8	220	1.2651 ⁴⁰	1.5579 ⁴⁰	sl H ₂ O; vs EtOH, eth, bz; s alk
2220	Chlorophenol Red		C ₁₉ H ₁₂ Cl ₂ O ₅ S	4430-20-0	423.266	grn-br cry	261				sl H ₂ O; s EtOH
2221	2-Chloro-10 <i>H</i> -phenothiazine		C ₁₂ H ₈ CINS	92-39-7	233.717			198.5			
2222	2-Chlorophenoxyacetic acid		C ₈ H ₇ ClO ₃	614-61-9	186.593	nd (w, al)	148.5				s H ₂ O, EtOH
2223	3-Chlorophenoxyacetic acid		C ₈ H ₇ ClO ₃	588-32-9	186.593	cry (w)	110				i H ₂ O
2224	(4-Chlorophenoxy)acetic acid		C ₈ H ₇ ClO ₃	122-88-3	186.593	pr or nd (w)	156.5				vs H ₂ O; sl chl
2225	1-Chloro-4-phenoxybenzene	4-Chlorophenyl phenyl ether	C ₁₂ H ₉ ClO	7005-72-3	204.651			284.5	1.2026 ¹⁵	1.599	
2226	3-(4-Chlorophenoxy)-1,2-propanediol	Chlorphenesin	C ₉ H ₁₁ ClO ₃	104-29-0	202.634	cry	78	214 ¹⁹			i H ₂ O; vs EtOH, eth; s bz, con sulf
2227	2-(3-Chlorophenoxy)propanoic acid	Cloprop	C ₉ H ₇ ClO ₃	101-10-0	200.618	cry	113	100 ¹⁵			
2228	2-Chloro- <i>N</i> -phenylacetamide		C ₈ H ₈ ClNO	587-65-5	169.609	nd (dil HOAc)		sub			vs bz, eth, EtOH
2229	<i>N</i> -(2-Chlorophenyl)acetamide		C ₈ H ₈ ClNO	533-17-5	169.609		88.3				i H ₂ O; s EtOH, bz, chl; vs eth
2230	<i>N</i> -(3-Chlorophenyl)acetamide		C ₈ H ₈ ClNO	588-07-8	169.609	nd	79	333			sl H ₂ O; vs EtOH, eth, bz, CS ₂ ; s chl
2231	<i>N</i> -(4-Chlorophenyl)acetamide		C ₈ H ₈ ClNO	539-03-7	169.609		179	333	1.385 ²²		i H ₂ O; s EtOH; vs eth; sl ctc
2232	4-Chloro- α -phenylbenzenemethanol		C ₁₃ H ₁₁ ClO	119-56-2	218.678		59				sl chl
2233	4-Chlorophenyl benzenesulfonate		C ₁₂ H ₉ ClO ₃ S	80-38-6	268.715	col cry	62		1.33		sl H ₂ O
2234	4-Chloro-1-phenyl-1-butanone		C ₁₀ H ₁₁ ClO	939-52-6	182.646		19.5	131 ⁴	1.137 ²⁵	1.5459 ²⁰	
2235	4-Chlorophenyl 4-chlorobenzenesulfonate	Ovex	C ₁₂ H ₆ Cl ₂ O ₃ S	80-33-1	303.161		86.5				i H ₂ O; sl EtOH; s ace
2236	(2-Chlorophenyl)(4-chlorophenyl) methanone	2,4'-Dichlorodiphenyl ketone	C ₁₃ H ₈ Cl ₂ O	85-29-0	251.108	pr (al)	67	214 ²²	1.393 ¹⁴		s EtOH; sl chl
2237	<i>N</i> -(4-Chlorophenyl)- <i>N,N</i> -dimethylurea	Monuron	C ₉ H ₁₁ ClN ₂ O	150-68-5	198.648	wh pl (MeOH)	170.5				i H ₂ O; sl EtOH, ace
2238	1-(3-Chlorophenyl)ethanone	<i>m</i> -Chloroacetophenone	C ₈ H ₇ ClO	99-02-5	154.594			244; 129 ³⁰	1.2130 ⁴⁰	1.5494 ²⁰	s EtOH, eth, ace
2239	1-(4-Chlorophenyl)ethanone	<i>p</i> -Chloroacetophenone	C ₈ H ₇ ClO	99-91-2	154.594		20	232	1.1922 ²⁰	1.5550 ²⁰	i H ₂ O; msc EtOH, eth; s chl
2240	5-(4-Chlorophenyl)-6-ethyl-2,4-pyrimidinediamine	Pyrimethamine	C ₁₂ H ₁₃ ClN ₄	58-14-0	248.711			233.5			
2241	2-(4-Chlorophenyl)-1 <i>H</i> -indene-1,3(2 <i>H</i>)-dione	Clorindione	C ₁₅ H ₉ ClO ₂	1146-99-2	256.684	dk red nd (al)	145.5				vs bz, eth, EtOH
2242	4-Chlorophenyl isocyanate		C ₇ H ₄ ClNO	104-12-1	153.566		31.3	116 ⁴⁵			
2243	1-(2-Chlorophenyl)-2-methyl-2-propylamine	Clortermine	C ₁₀ H ₁₄ ClN	10389-73-8	183.678	liq		117 ¹⁶			
2244	<i>N</i> -(2-Chlorophenyl)-3-oxobutanamide		C ₁₀ H ₁₀ ClNO ₂	93-70-9	211.645		106.5				s EtOH; i eth, liq
2245	(4-Chlorophenyl) phenylmethanone		C ₁₃ H ₉ ClO	134-85-0	216.662	nd (al)	77.5	332			s EtOH, eth, ace; sl ctc
2246	3-(2-Chlorophenyl)propanoic acid		C ₉ H ₉ ClO ₂	1643-28-3	184.619	nd or lf (w)	102				
2247	3-(3-Chlorophenyl)propanoic acid		C ₉ H ₉ ClO ₂	21640-48-2	184.619	lf (peth)	77				
2248	3-(4-Chlorophenyl)propanoic acid		C ₉ H ₉ ClO ₂	2019-34-3	184.619		126				
2249	3-Chloro-1-phenyl-1-propanone	2-Chloroethyl phenyl ketone	C ₉ H ₉ ClO	936-59-4	168.619	lf (eth), cry (al, peth)	49.5	113 ⁴			



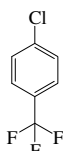
No.	Name	Synonym	Mol. Form.	CAS RN	Mol. Wt.	Physical Form	mp/°C	bp/°C	den/ g cm ⁻³	n _D	Solubility
2250	1-(4-Chlorophenyl)-1-propanone		C ₉ H ₉ ClO	6285-05-8	168.619		37.3	135 ³¹ , 114 ²			i H ₂ O; s EtOH; CS ₂ ; sl chl
2251	3-(3-Chlorophenyl)-2-propyonic acid		C ₉ H ₉ ClO ₂	7396-28-3	180.588	cry (HOAc, bz-peth)	144.5				vs HOAc
2252	Chlorophenylsilane	Phenylchlorosilane	C ₆ H ₅ ClSi	4206-75-1	142.659			162.5	1.0683 ²⁰	1.5340 ²⁰	
2253	1-Chloro-4-(phenylsulfonyl)benzene	Sulphenone	C ₁₂ H ₉ ClO ₂ S	80-00-2	252.716		94				i H ₂ O; sl EtOH; s eth; vs ace, bz
2254	5-Chloro-1-phenyltetrazole		C ₇ H ₅ ClN ₄	14210-25-4	180.595		123				
2255	(2-Chlorophenyl)thiourea		C ₇ H ₇ ClN ₂ S	5344-82-1	186.662	nd or pl	146				vs bz, EtOH
2256	α-Chlorophyll		C ₅₅ H ₇₂ MgN ₄ O ₅	479-61-8	893.490	bl blk hex pl	152.3				i H ₂ O; vs EtOH, eth; s lig
2257	β-Chlorophyll		C ₅₅ H ₇₀ MgN ₄ O ₆	519-62-0	907.473	bl-blk or grn pow	125				i H ₂ O; vs EtOH, eth, py; s MeOH
2258	Chloropropamide	4-Chloro-N[(propylamino)carbonyl]benzenesulfonamide	C ₁₀ H ₁₃ ClN ₂ O ₃ S	94-20-2	276.739	cry (EtOH)	128				i H ₂ O; s EtOH; sl eth, bz
2259	2-Chloropropanal		C ₃ H ₅ ClO	683-50-1	92.524			86	1.182 ¹⁵	1.431 ¹⁷	vs bz, eth
2260	1-Chloropropane	Propyl chloride	C ₃ H ₇ Cl	540-54-5	78.541	liq	-122.9	46.5	0.8899 ²⁰	1.3879 ²⁰	sl H ₂ O, ctc; msc EtOH, eth; s bz, chl
2261	2-Chloropropane	Isopropyl chloride	C ₃ H ₇ Cl	75-29-6	78.541	liq	-117.18	35.7	0.8617 ²⁰	1.3777 ²⁰	sl H ₂ O; msc EtOH, eth; s bz, ctc, chl
2262	3-Chloro-1,2-propanediol	α-Chlorohydrin	C ₃ H ₇ ClO ₂	96-24-2	110.540	ye liq		dec 213; 116 ¹¹	1.325 ¹⁸	1.4809 ²⁰	s H ₂ O, EtOH, eth
2263	2-Chloro-1,3-propanediol	Glycerol β-chlorohydrin	C ₃ H ₇ ClO ₂	497-04-1	110.540			146 ¹⁸ , 124 ¹⁴	1.3219 ²⁰	1.4831 ²⁰	vs H ₂ O, ace, EtOH
2264	3-Chloro-1,2-propanediol dinitrate	Clonitrate	C ₃ H ₅ ClN ₂ O ₆	2612-33-1	200.534	sl ye liq		192.5	1.5112 ⁹		vs ace, EtOH, chl
2265	3-Chloropropanenitrile	β-Chloropropionitrile	C ₃ H ₅ ClN	542-76-7	89.524	liq	-51	175.5	1.1573 ²⁰	1.4360 ²⁰	sl ctc
2266	2-Chloropropanoic acid	2-Chloropropionic acid	C ₃ H ₅ ClO ₂	598-78-7	108.524			185	1.2585 ²⁰	1.4380 ²⁰	msc H ₂ O, EtOH, eth; s ace
2267	3-Chloropropanoic acid	β-Chloropropionic acid	C ₃ H ₅ ClO ₂	107-94-8	108.524	lf (w), hyg cry (liq)	41	dec 204			s H ₂ O, EtOH, chl; msc eth
2268	2-Chloro-1-propanol	Propylene chlorohydrin	C ₃ H ₇ ClO	78-89-7	94.540			133.5	1.103 ²⁰	1.4390 ²⁰	vs H ₂ O, eth, EtOH
2269	3-Chloro-1-propanol		C ₃ H ₇ ClO	627-30-5	94.540			165	1.1309 ²⁰	1.4459 ²⁰	vs H ₂ O; s EtOH, eth; sl ctc
2270	1-Chloro-2-propanol	sec-Propylene chlorohydrin	C ₃ H ₇ ClO	127-00-4	94.540			127	1.113 ²⁰	1.4392 ²⁰	msc H ₂ O, EtOH, eth; sl ctc
2271	3-Chloropropanoyl chloride		C ₃ H ₄ Cl ₂ O	625-36-5	126.969			144	1.3307 ¹³	1.4549 ²⁰	sl H ₂ O; vs EtOH, eth, chl
2272	cis-1-Chloropropene		C ₃ H ₅ Cl	16136-84-8	76.525	liq	-134.8	32.8	0.9347 ²⁰	1.4055 ²⁰	i H ₂ O; s eth, ace, bz, chl
2273	trans-1-Chloropropene		C ₃ H ₅ Cl	16136-85-9	76.525	liq	-99	37.4	0.9349 ²⁰	1.4054 ²⁰	i H ₂ O; s eth, ace, bz, chl
2274	2-Chloropropene	Isopropenyl chloride	C ₃ H ₅ Cl	557-98-2	76.525	vol liq or gas	-137.4	22.6	0.9017 ²⁰	1.3973 ²⁰	i H ₂ O; s eth, ace, bz, chl
2275	3-Chloropropene	Allyl chloride	C ₃ H ₅ Cl	107-05-1	76.525	liq	-134.5	45.1	0.9376 ²⁰	1.4157 ²⁰	i H ₂ O; msc EtOH, eth, ace, bz, lig; sl ctc
2276	2-Chloro-2-propenenitrile		C ₃ H ₃ ClN	920-37-6	87.508	liq	-65	88.5	1.096 ²⁵	1.4290 ²⁰	
2277	2-Chloropropenoic acid	2-Chloroacrylic acid	C ₃ H ₃ ClO ₂	598-79-8	106.508			66	sub		
2278	trans-(3-Chloro-1-propenyl)benzene		C ₉ H ₉ Cl	21087-29-6	152.620		8.5	106 ¹³	1.0926 ²⁰	1.5851 ²⁰	vs ace, bz, eth, EtOH
2279	Chloroprotham		C ₁₀ H ₁₂ ClNO ₂	101-21-3	213.661		41	149 ²	1.18 ³⁰	1.5388 ²⁰	
2280	Chloropropylate		C ₁₇ H ₁₆ Cl ₂ O ₃	5836-10-2	339.213	pow	73				sl H ₂ O; s os
2281	(3-Chloropropyl)benzene		C ₉ H ₁₁ Cl	104-52-9	154.636			219.5	1.056 ²¹	1.5160 ²⁵	sl ctc
2282	3-Chloropropyl chloroformate		C ₄ H ₆ Cl ₂ O ₂	628-11-5	156.996			177	1.2926 ²⁵	1.4456 ²⁰	i H ₂ O
2283	(3-Chloropropyl)trimethoxysilane		C ₆ H ₁₅ ClO ₃ Si	2530-87-2	198.720			91	1.077 ²⁵	1.4183 ²⁵	
2284	(3-Chloropropyl)trimethylsilane		C ₆ H ₁₅ ClSi	2344-83-4	150.722			151	0.8789 ²⁰	1.4319 ²⁰	
2285	3-Chloro-1-propyne	Propargyl chloride	C ₃ H ₃ Cl	624-65-7	74.509		-78	58	1.030 ²⁵	1.4349 ²⁰	i H ₂ O; msc EtOH, eth, bz; s ctc
2286	6-Chloro-1H-purine	6-Chloropurine	C ₅ H ₄ ClN ₄	87-42-3	154.558	nd (w)	176 dec				
2287	6-Chloro-3-pyridazinamine		C ₆ H ₆ ClN ₃	5469-69-2	129.548		220				
2288	5-Chloro-2-pyridinamine		C ₆ H ₆ ClN ₂	1072-98-6	128.560	pl	137	127 ¹¹			s H ₂ O, EtOH; sl DMSO; i peth, lig
2289	2-Chloropyridine		C ₆ H ₆ ClN	109-09-1	113.546	oil		170	1.205 ¹⁵	1.5320 ²⁰	sl H ₂ O; s EtOH, eth
2290	3-Chloropyridine		C ₆ H ₆ ClN	626-60-8	113.546			148; 86 ¹⁰⁰		1.5304 ²⁰	sl H ₂ O
2291	4-Chloropyridine		C ₆ H ₆ ClN	626-61-9	113.546	liq	-43.5	147.5	1.2000 ²⁵		s H ₂ O; msc EtOH



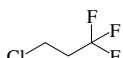
No.	Name	Synonym	Mol. Form.	CAS RN	Mol. Wt.	Physical Form	mp/°C	bp/°C	den/ g cm ⁻³	n _D	Solubility
2292	2-Chloro-3-pyridinecarboxylic acid		C ₆ H ₄ ClNO ₂	2942-59-8	157.555		>175 dec				
2293	6-Chloro-3-pyridinecarboxylic acid		C ₆ H ₄ ClNO ₂	5326-23-8	157.555		198 dec				
2294	4-Chloropyridine, hydrochloride		C ₅ H ₅ Cl ₂ N	7379-35-3	150.006			sub 210			
2295	Chloroquine		C ₁₈ H ₂₆ ClN ₃	54-05-7	319.872		90				
2296	2-Chloroquinoline		C ₉ H ₆ ClN	612-62-4	163.604	nd (aq al)	38	266; 153 ²²	1.2464 ²⁵	1.6342 ²⁵	i H ₂ O; vs EtOH, eth; s bz, chl
2297	4-Chloroquinoline		C ₉ H ₆ ClN	611-35-8	163.604	cry	34.5	262; 130 ¹⁵	1.251 ²⁵		sl H ₂ O; vs EtOH, eth; s dil HCl
2298	6-Chloroquinoline		C ₉ H ₆ ClN	612-57-7	163.604	pr (eth), nd (al)	43.8	263		1.6110 ⁵⁶	
2299	8-Chloroquinoline		C ₉ H ₆ ClN	611-33-6	163.604	liq	-20	288.5	1.2834 ¹⁴	1.6408 ¹⁴	s H ₂ O; vs EtOH, eth, ace, bz, chl
2300	5-Chloro-8-quinolinol	Cloxyquin	C ₉ H ₆ ClNO	130-16-5	179.603	cry (al)	130				
2301	2-Chlorostyrene		C ₈ H ₇ Cl	2039-87-4	138.595	liq	-63.1	188.7	1.1000 ²⁰	1.5649 ²⁰	s EtOH, eth, ace, ctc, HOAc; msc peth
2302	3-Chlorostyrene		C ₈ H ₇ Cl	2039-85-2	138.595			63 ⁶	1.1033 ²⁰	1.5625 ²⁰	i H ₂ O; s EtOH, eth
2303	4-Chlorostyrene		C ₈ H ₇ Cl	1073-67-2	138.595		15.9	192	1.0868 ²⁰	1.5660 ²⁰	i H ₂ O; s EtOH, eth; msc ace, bz, ctc
2304	<i>N</i> -Chlorosuccinimide		C ₄ H ₄ ClNO ₂	128-09-6	133.534	pl (CCl ₄)	150		1.65 ²⁵		sl H ₂ O, EtOH, bz, lig; s ace, HOAc
2305	1-Chlorotetradecane		C ₁₄ H ₂₉ Cl	2425-54-9	232.833		4.9	296.8	0.8654 ²⁰	1.4474 ²⁰	i H ₂ O; s EtOH, chl; vs ace, bz; sl ctc
2306	6-Chloro- <i>N,N,N',N'</i> -tetraethyl-1,3,5-triazine-2,4-diamine		C ₁₁ H ₂₀ ClN ₃	580-48-3	257.764	oily liq	27	155 ⁹	1.0956 ²⁰	1.5320 ²⁰	vs bz, chl, EtOH, lig
2307	1-Chloro-1,1,2,2-tetrafluoroethane		C ₂ HClF ₄	354-25-6	136.476	col gas	-117	-11.7			
2308	1-Chloro-1,2,2,2-tetrafluoroethane		C ₂ HClF ₄	2837-89-0	136.476	col gas		-12			
2309	Chlorothalonil		C ₆ Cl ₄ N ₂	1897-45-6	265.911		250	350	1.7 ²⁵		i H ₂ O; sl ace, cyhex
2310	Chlorothen	Chloromethapyrilene	C ₁₄ H ₁₆ ClN ₂ S	148-65-2	295.831			155 ¹⁰ , 192 ⁵	1.1751 ²⁵		
2311	Chlorothiazide		C ₇ H ₆ ClN ₂ O ₂ S ₂	58-94-6	295.724		350 dec				
2312	2-Chlorothiophene	2-Thienyl chloride	C ₄ H ₃ ClS	96-43-5	118.585	liq	-71.9	128.3	1.2863 ²⁰	1.5487 ²⁰	i H ₂ O; msc EtOH, eth; sl chl
2313	5-Chloro-2-thiophenecarboxaldehyde		C ₆ H ₃ ClOS	7283-96-7	146.595			77.5 ⁵		1.6036 ²⁵	sl chl
2314	2-Chloro-9 <i>H</i> -thioxanthen-9-one		C ₁₃ H ₇ ClOS	86-39-5	246.712		153.5				
2315	2-Chlorotoluene		C ₇ H ₇ Cl	95-49-8	126.584	liq	-35.8	159.0	1.0825 ²⁰	1.5268 ²⁰	i H ₂ O; s EtOH, bz; msc eth, ace, chl
2316	3-Chlorotoluene		C ₇ H ₇ Cl	108-41-8	126.584	liq	-47.8	161.8	1.075 ²⁰	1.5214 ¹⁹	i H ₂ O; s EtOH, bz, ctc, chl; msc eth
2317	4-Chlorotoluene		C ₇ H ₇ Cl	106-43-4	126.584		7.5	162.4	1.0697 ²⁰	1.5150 ²⁰	i H ₂ O; s EtOH, ctc, chl; msc eth
2318	6-Chloro-1,3,5-triazine-2,4-diamine		C ₃ H ₄ ClN ₃	3397-62-4	145.551		>330				
2319	1-Chloro-2-(trichloromethyl)benzene		C ₇ H ₄ Cl ₄	2136-89-2	229.919		29.4	264.3	1.5187 ²⁰	1.5836 ²⁰	i H ₂ O; s eth, ace; sl ctc
2320	1-Chloro-4-(trichloromethyl)benzene		C ₇ H ₄ Cl ₄	5216-25-1	229.919			245	1.4463 ²⁰		vs ace, eth
2321	Chlorotriethoxysilane		C ₆ H ₁₅ ClO ₃ Si	4667-99-6	198.720	liq	-51	156	1.030 ²⁰	1.3999 ²⁰	vs EtOH
2322	Chlorotriethylplumbane	Lead triethyl chloride	C ₆ H ₁₅ ClPb	1067-14-7	329.8		123 dec				s H ₂ O
2323	Chlorotriethylsilane		C ₆ H ₁₅ ClSi	994-30-9	150.722			144.5	0.8967 ²⁰	1.4314 ²⁰	
2324	1-Chloro-1,1,2-trifluoroethane		C ₂ H ₂ ClF ₃	421-04-5	118.485	vol liq or gas		12			
2325	1-Chloro-1,2,2-trifluoroethane		C ₂ H ₂ ClF ₃	431-07-2	118.485	vol liq or gas		17.3			
2326	2-Chloro-1,1,1-trifluoroethane		C ₂ H ₂ ClF ₃	75-88-7	118.485	col gas	-105.5	6.1	1.389 ⁰	1.3090 ⁰	
2327	Chlorotrifluoroethene	Chlorotrifluoroethylene	C ₂ ClF ₃	79-38-9	116.469	col gas	-158.2	-27.8	1.54 ⁶⁰	1.38 ⁰	s bz, chl
2328	Chlorotrifluoromethane	Refrigerant 13	CClF ₃	75-72-9	104.459	col gas	-181	-81.4			i H ₂ O
2329	2-Chloro-5-(trifluoromethyl)aniline		C ₇ H ₅ ClF ₃ N	121-50-6	195.570			103 ²⁵	1.428 ²⁵	1.4975 ²⁰	
2330	4-Chloro-3-(trifluoromethyl)aniline		C ₇ H ₅ ClF ₃ N	320-51-4	195.570		36.5	132 ²⁷			
2331	1-Chloro-2-(trifluoromethyl)benzene	<i>o</i> -Chlorobenzotrifluoride	C ₇ H ₄ ClF ₃	88-16-4	180.555	liq	-6	152.2	1.2540 ³⁰	1.4513 ²⁵	s chl
2332	1-Chloro-3-(trifluoromethyl)benzene	<i>m</i> -Chlorobenzotrifluoride	C ₇ H ₄ ClF ₃	98-15-7	180.555	liq	-56	137.5	1.3311 ²⁵	1.4438 ²⁵	



No.	Name	Synonym	Mol. Form.	CAS RN	Mol. Wt.	Physical Form	mp/°C	bp/°C	den/ g cm ⁻³	n _D	Solubility
2333	1-Chloro-4-(trifluoromethyl)benzene	<i>p</i> -Chlorobenzotrifluoride	C ₇ H ₄ ClF ₃	98-56-6	180.555	liq	-33	138.5	1.3340 ²⁵	1.4431 ³⁰	
2334	3-Chloro-1,1,1-trifluoropropane		C ₃ H ₂ ClF ₃	460-35-5	132.512	liq	-106.5	45.1	1.3253 ²⁰	1.3350 ²⁰	i H ₂ O
2335	2-Chloro-2,4,4-trimethylpentane		C ₉ H ₁₇ Cl	6111-88-2	148.674		-26	dec 147; 44 ¹⁶	0.8746 ²⁰	1.4308 ²⁰	vs EtOH
2336	Chlorotrimethylstannane		C ₃ H ₉ ClSn	1066-45-1	199.266		38.5	148			s H ₂ O, chl, os
2337	2-Chloro-1,3,5-trinitrobenzene	Picryl chloride	C ₆ H ₂ ClN ₃ O ₆	88-88-0	247.549	wh nd or pl (chl, al-lig)	83		1.797 ²⁰		i H ₂ O; s EtOH, bz, sl eth; vs ace, tol
2338	Chlorotrinitromethane		CClN ₃ O ₆	1943-16-4	185.480		2.3	dec 134; 56 ⁴⁰	1.6769 ²⁰	1.4500 ²⁰	vs eth, EtOH, chl
2339	Chlorotriphenylmethane		C ₁₉ H ₁₅ Cl	76-83-5	278.775	nd or pr (bz- peth)	113.5	310			i H ₂ O; sl EtOH; vs eth, bz, chl; s ace
2340	Chlorotriphenylsilane		C ₁₈ H ₁₅ ClSi	76-86-8	294.851			241 ³⁵			
2341	Chlorotriphenylstannane	Triphenyltin chloride	C ₁₈ H ₁₅ ClSn	639-58-7	385.475		103.5				s chl
2342	Chlorotripropylstannane		C ₉ H ₂₁ ClSn	2279-76-7	283.426		-23.5	123 ¹³	1.2678 ²⁸	1.49102 ²⁸	s ctc, os
2343	Chlorovinyl dimethylsilane		C ₄ H ₉ ClSi	1719-58-0	120.653			83.5	0.8744 ²⁰	1.4141 ²⁰	
2344	Chloroxuron	<i>N</i> '-[4-(4-Chlorophenoxy)phenyl]- <i>N,N</i> -dimethylurea	C ₁₅ H ₁₅ ClN ₂ O ₂	1982-47-4	290.745		151				
2345	Chlorozotocin		C ₉ H ₁₆ ClN ₃ O ₇	54749-90-5	313.692	cry	147	dec			s H ₂ O
2346	Chlorphenesin carbamate		C ₁₀ H ₁₂ ClNO ₄	886-74-8	245.660	cry (bz)	90				vs ace, EtOH, diox
2347	Chlorpheniramine		C ₁₆ H ₁₉ ClN ₂	132-22-9	274.788	oily liq		142 ¹			
2348	Chlorpheniramine maleate	Chloroprophenpyridamine	C ₂₀ H ₂₃ ClN ₂ O ₄	113-92-8	390.861		132.5				
2349	Chlorphentermine	2-(4-Chlorobenzyl)-2-propylamine	C ₁₀ H ₁₄ ClN	461-78-9	183.678	liq		231; 101 ²			
2350	Chlorpromazine	2-Chloro- <i>N,N</i> -dimethyl-10 <i>H</i> -phenothiazine-10-propanamine	C ₁₇ H ₁₉ ClN ₂ S	50-53-3	318.864			202 ^{0,8}			i H ₂ O; vs EtOH, eth, bz, chl; s dil HCl
2351	Chlorprothixene		C ₁₈ H ₁₈ ClNS	113-59-7	315.861	pale ye cry	97				i H ₂ O, EtOH, eth, chl
2352	Chlorpyrifos		C ₉ H ₁₁ Cl ₃ NO ₃ PS	2921-88-2	350.586		42				
2353	Chlorpyrifos-methyl		C ₇ H ₇ Cl ₃ NO ₃ PS	5598-13-0	322.534		43				
2354	Chlorsulfuron		C ₁₂ H ₁₂ ClN ₂ O ₄ S	64902-72-3	357.773		176				
2355	Chlortetracycline		C ₂₂ H ₂₃ ClN ₂ O ₆	57-62-5	478.879	gold-ye	168.5				i H ₂ O, eth; sl EtOH, ace, bz; s diox
2356	Chlorthalidone		C ₁₄ H ₁₁ ClN ₂ O ₄ S	77-36-1	338.765	wh pow or cry	225	dec			s alk, EtOH; sl eth
2357	Chlorthion		C ₈ H ₉ ClNO ₃ PS	500-28-7	297.653	ye cry	21	125 ^{0,1}	1.437 ²⁰	1.5661 ²⁰	i H ₂ O; vs bz, eth, EtOH
2358	Chlorthiophos		C ₁₁ H ₁₅ Cl ₂ O ₃ PS ₂	21923-23-9	361.245			150 ^{0,001}			
2359	Chlortoluron	<i>N</i> '-(3-Chloro-4-methylphenyl)- <i>N,N</i> -dimethylurea	C ₁₀ H ₁₃ ClN ₂ O	15545-48-9	212.675	cry	147				sl H ₂ O; s os
2360	Cholane		C ₂₄ H ₄₂	548-98-1	330.590	pr (al)	90	190 ^{0,001}			
2361	Cholan-24-oic acid	Cholanic acid	C ₂₄ H ₄₀ O ₂	25312-65-6	360.574	nd (al), cry (HOAc)	163.5				s EtOH, chl, HOAc
2362	Cholesta-3,5-diene		C ₂₇ H ₄₄	747-90-0	368.638	wh nd (al)	80	260 ¹³	0.925 ¹⁰⁰		i H ₂ O; s EtOH; msc eth, bz, chl; vs lig
2363	Cholesta-5,7-dien-3-ol, (3β)	7-Dehydrocholesterol	C ₂₇ H ₄₄ O	434-16-2	384.637	pl (+1w), (eth- MeOH)	150.5				i H ₂ O; sl EtOH; s eth, ace
2364	Cholesta-8,24-dien-3-ol, (3β,5α)		C ₂₇ H ₄₄ O	128-33-6	384.637	pl (MeOH) ,nd	110	160 ^{0,001}			s ace, chl, MeOH
2365	Cholestane, (5α)	28,29,30-Trinorlanostane	C ₂₇ H ₄₈	481-21-0	372.670	sc or pl (eth- al, ace)	80	250 ¹	0.9090 ⁸⁸	1.4887 ⁸⁸	i H ₂ O; sl EtOH; vs eth, bz, chl
2366	Cholestane, (5β)	Coprostanane	C ₂₇ H ₄₈	481-20-9	372.670	orth nd (al, ace)	72		0.9119 ⁸⁷	1.4884 ⁸⁸	vs eth, chl
2367	Cholestanol	Dihydrocholesterol	C ₂₇ H ₄₈ O	80-97-7	388.669	sc (al,+1w)	141.5				vs eth, chl
2368	Cholestan-3-ol, (3α,5α)	Epicholestanol	C ₂₇ H ₄₈ O	516-95-0	388.669	nd (al)	185.5				s chl
2369	Cholest-4-en-3-ol, (3β)	Allocholesterol	C ₂₇ H ₄₆ O	517-10-2	386.653	nd (eth- MeOH)	132				i H ₂ O; s EtOH; vs eth, ace, bz, chl
2370	Cholest-5-en-3-ol, (3α)	Epicholesterol	C ₂₇ H ₄₆ O	474-77-1	386.653	cry (al, chl- MeOH)	141.5				sl EtOH
2371	Cholest-5-en-3-ol (3β), acetate		C ₂₉ H ₄₈ O ₂	604-35-3	428.690	wh nd (ace, al)	115.5				vs bz, eth, chl
2372	Cholest-5-en-3-ol (3β), benzoate		C ₃₄ H ₅₀ O ₂	604-32-0	490.760	wh nd	151.3		0.9413 ²⁰⁰		i EtOH; s eth, chl
2373	Cholest-5-en-3-ol (3β)-, hexadecanoate		C ₄₃ H ₇₆ O ₂	601-34-3	625.062	wh nd (eth al)	79.3				vs bz, chl
2374	Cholest-5-en-3-ol (3β)-, <i>cis</i> -9-octadecanoate		C ₄₅ H ₇₈ O ₂	303-43-5	651.100		46.3				s chl



1-Chloro-4-(trifluoromethyl)benzene



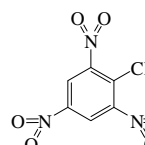
3-Chloro-1,1,1-trifluoropropane



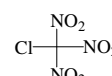
2-Chloro-2,4,4-trimethylpentane



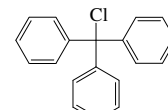
Chlorotrimethylstannane



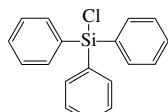
2-Chloro-1,3,5-trinitrobenzene



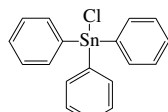
Chlorotrinitromethane



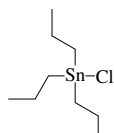
Chlorotriphenylmethane



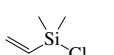
Chlorotriphenylsilane



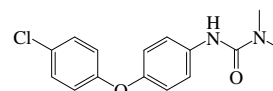
Chlorotriphenylstannane



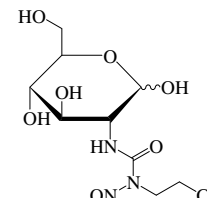
Chlorotripropylstannane



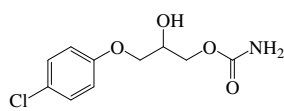
Chlorovinylidimethylsilane



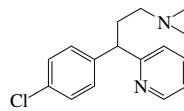
Chloroxuron



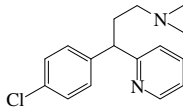
Chlorozotocin



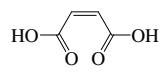
Chlorphenesin carbamate



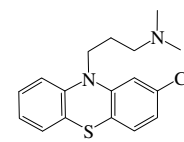
Chlorpheniramine



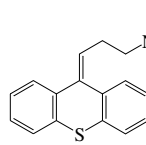
Chlorpheniramine maleate



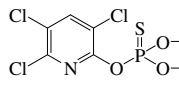
Chlorphentermine



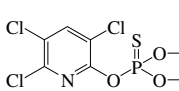
Chlorpromazine



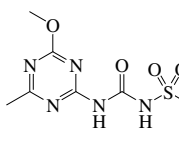
Chlorprothixene



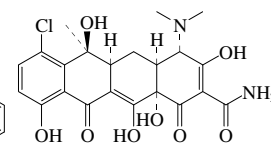
Chlorpyrifos



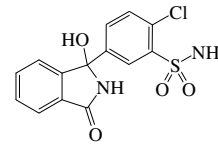
Chlorpyrifos-methyl



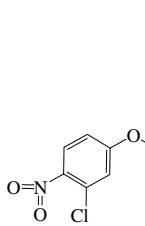
Chlorsulfuron



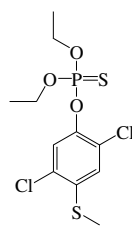
Chlortetracycline



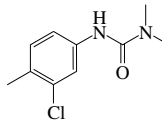
Chlorthalidone



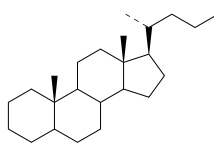
Chlorthion



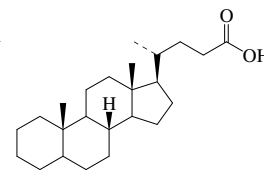
Chlorthiophos



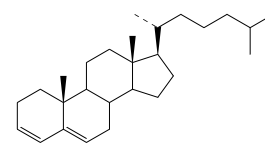
Chlortoluron



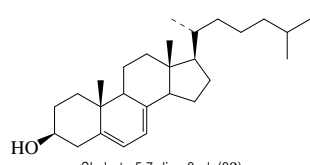
Cholane



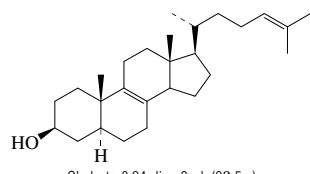
Cholan-24-oic acid



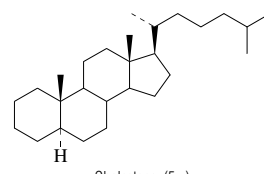
Cholesta-3,5-diene



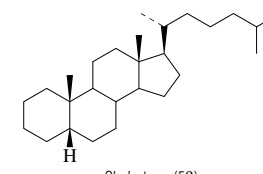
Cholesta-5,7-dien-3-ol, (3β)



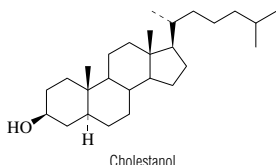
Cholesta-8,24-dien-3-ol, (3β,5α)



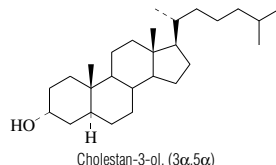
Cholestane, (5α)



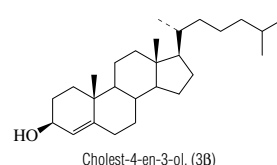
Cholestane, (3β)



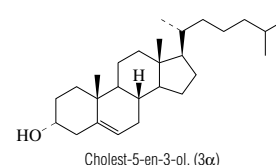
Cholestanol



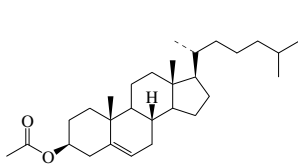
Cholestan-3-ol, (3α,5α)



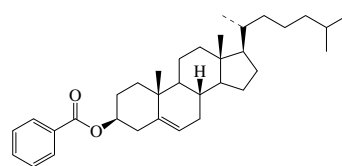
Cholest-4-en-3-ol, (3β)



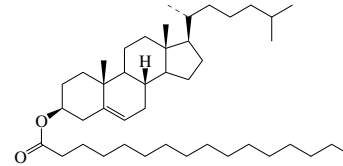
Cholest-5-en-3-ol, (3α)



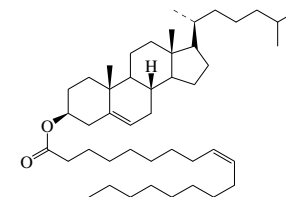
Cholest-5-en-3-ol (3β), acetate



Cholest-5-en-3-ol (3β), benzoate

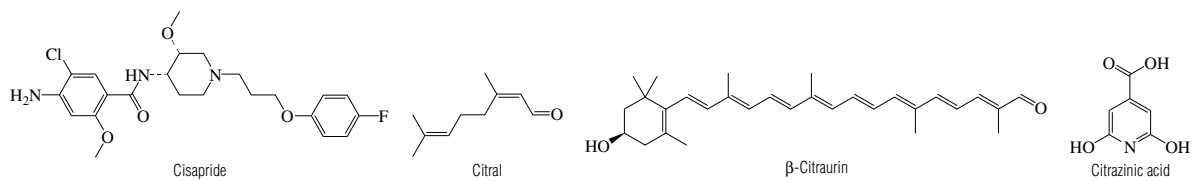
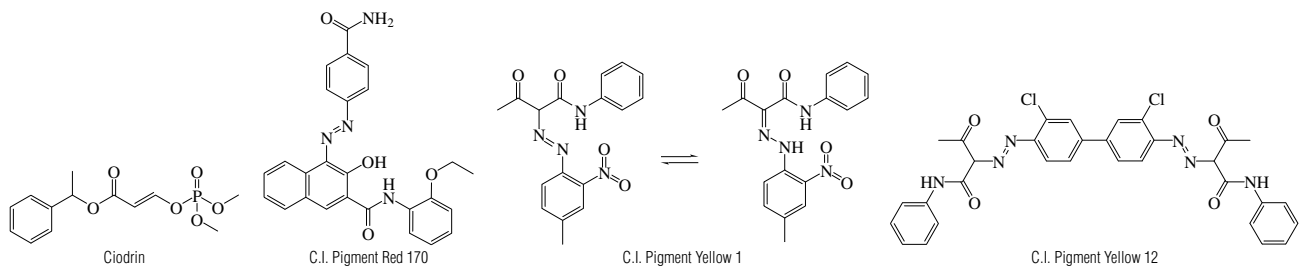
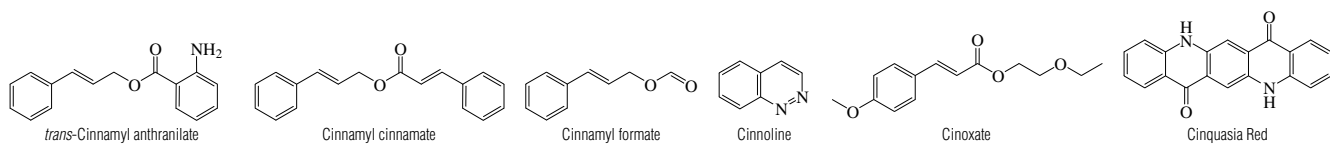
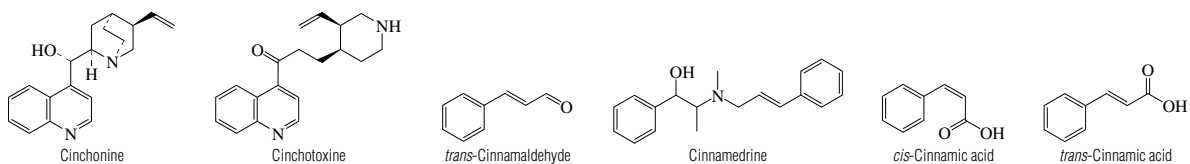
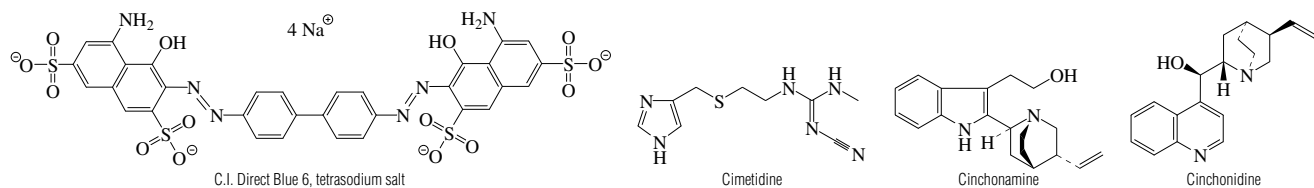
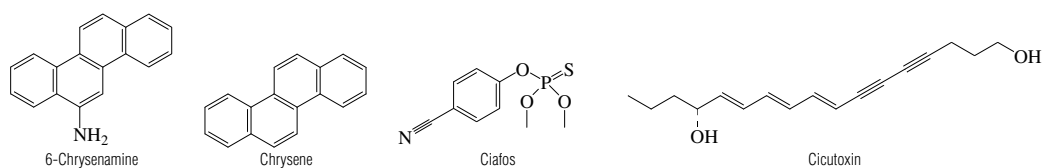
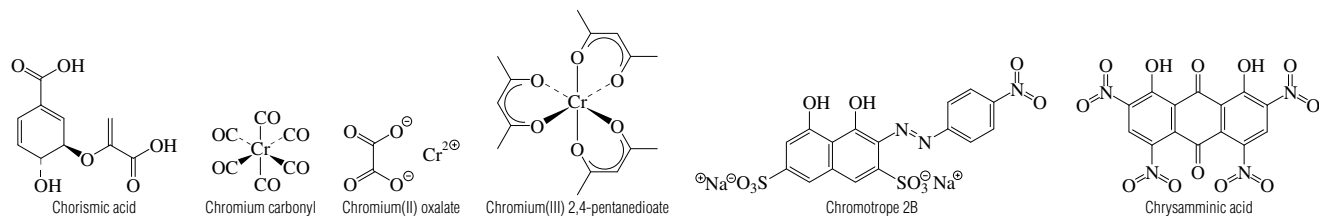
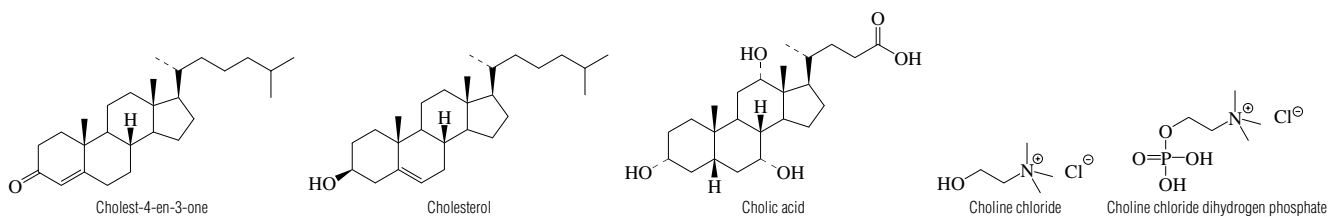


Cholest-5-en-3-ol (3β)-, hexadecanoate

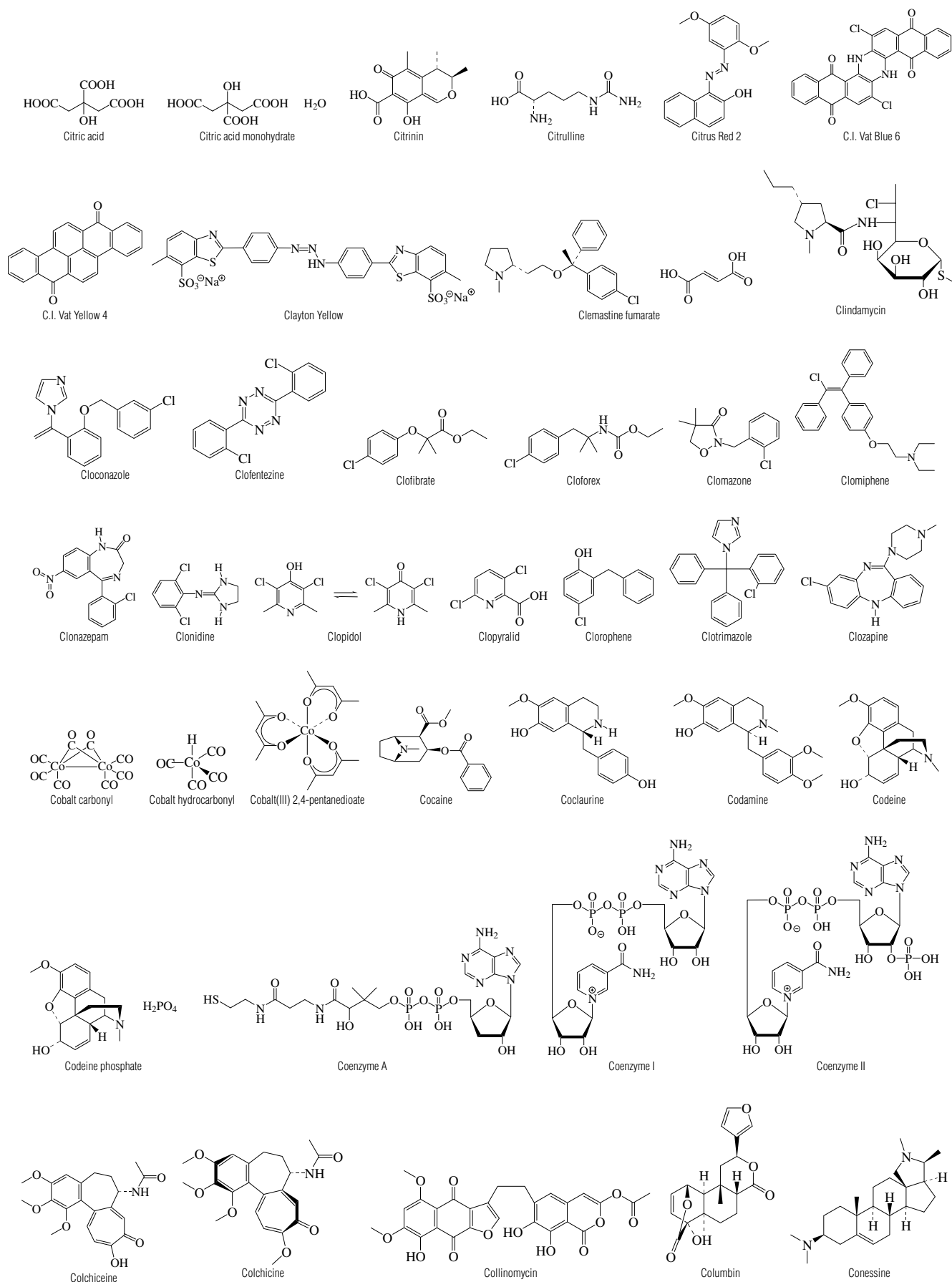


Cholest-5-en-3-ol (3β)-, cis-9-octadecenoate

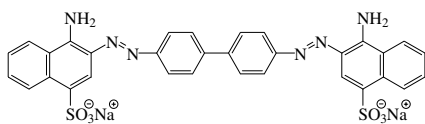
No.	Name	Synonym	Mol. Form.	CAS RN	Mol. Wt.	Physical Form	mp/°C	bp/°C	den/ g cm ⁻³	n _D	Solubility
2375	Cholest-4-en-3-one		C ₂₇ H ₄₄ O	601-57-0	384.637	nd or pl (al)	81.5	245 ^{0.03}			
2376	Cholesterol		C ₂₇ H ₄₆ O	57-88-5	386.653	orth or tcl lf (al) nd (eth)	148.5	dec 360; 233 ^{0.5}	1.067 ²⁰		i H ₂ O; sl EtOH, ace; s bz, HOAc; vs diox
2377	Cholic acid	3,7,12-Trihydroxycholan-24-oic acid, (3 α ,5 β ,7 α ,12 α)	C ₂₄ H ₄₀ O ₅	81-25-4	408.572		198				sl H ₂ O; s EtOH, ace, alk; vs eth, chl
2378	Choline chloride		C ₅ H ₁₄ ClNO	67-48-1	139.624	hyg cry	305 dec				vs H ₂ O, EtOH
2379	Choline chloride dihydrogen phosphate	Phosphorylcholine	C ₅ H ₁₅ ClNO ₄ P	107-73-3	219.605	visc liq					
2380	Chorismic acid		C ₁₀ H ₁₀ O ₆	617-12-9	226.182	cry	148				s H ₂ O
2381	Chromium carbonyl		C ₆ CrO ₆	13007-92-6	220.056	col orth cry	dec 130	sub	1.77		i H ₂ O, EtOH; s eth, chl
2382	Chromium(II) oxalate		C ₂ CrO ₄	814-90-4	140.015	ye-grn pow (hyd)					i H ₂ O, EtOH; s dil acid
2383	Chromium(III) 2,4-pentanedioate	Chromium acetylacetonate	C ₁₅ H ₂₁ CrO ₆	21679-31-2	349.320	red mcl cry	208	345	1.34		i H ₂ O; s bz
2384	Chromotrope 2B		C ₁₆ H ₁₃ N ₃ Na ₂ O ₁₀ S ₂	548-80-1	513.366	red-br pow	300				s H ₂ O; i EtOH
2385	Chrysaminic acid	1,8-Dihydroxy-2,4,5,7-tetranitro-9,10-anthracenedione	C ₁₄ H ₄ N ₄ O ₁₂	517-92-0	420.202	ye pl or lf	exp	dec			vs eth, EtOH
2386	6-Chrysenamine	6-Aminochrysene	C ₁₈ H ₁₃ N	2642-98-0	243.303	lf (al)	210.5				
2387	Chrysene	Benzo[a]phenanthrene	C ₁₈ H ₁₂	218-01-9	228.288	red bl fl or orth pl (bz, HOAc)	255.5	448	1.274 ²⁰		i H ₂ O; sl EtOH, eth, ace, bz, CS ₂ ; s tol
2388	Ciafos		C ₉ H ₁₀ NO ₃ PS	2636-26-2	243.219	ye to red-ye liq	15	120 ^{0.09} dec		1.5404 ³²	sl H ₂ O; vs chl, EtOH, ace, MeOH
2389	Cicutoxin	8,10,12-Heptadecatriene-4,6-diyne-1,14-diol	C ₁₇ H ₂₂ O ₂	505-75-9	258.356	pr (eth/peth)	54				s hot H ₂ O, EtOH, eth, chl
2390	C.I. Direct Blue 6, tetrasodium salt	Direct Blue 6	C ₃₂ H ₂₀ N ₆ Na ₄ O ₁₄ S ₄	2602-46-2	932.752	dk bronze pow					
2391	Cimetidine		C ₁₀ H ₁₆ N ₆ S	51481-61-9	252.339	cry	142				
2392	Cinchonamine		C ₁₉ H ₂₄ N ₂ O	482-28-0	296.406	orth nd (al) orth pr (MeOH)	186				i H ₂ O; vs EtOH, eth; s bz, chl
2393	Cinchonidine		C ₁₉ H ₂₂ N ₂ O	485-71-2	294.390	or pl or pr (al)	210.5	sub			i H ₂ O, bz; s EtOH, chl, py; sl eth
2394	Cinchonine		C ₁₉ H ₂₂ N ₂ O	118-10-5	294.390	pr nd (al, eth)	265				
2395	Cinchotoxine		C ₁₉ H ₂₂ N ₂ O	69-24-9	294.390	nd or pr (eth)	59				i H ₂ O; vs EtOH, eth, ace, bz, chl
2396	trans-Cinnamaldehyde	3-Phenyl-2-propenal, (E)-	C ₉ H ₈ O	14371-10-9	132.159	ye liq	-7.5	246	1.0497 ²⁰	1.6195 ²⁰	sl H ₂ O; s EtOH, eth, chl; i lig
2397	Cinnamedrine	α -[1-(Methyl(3-phenylallyl)amino)ethyl]benzenemethanol	C ₁₉ H ₂₃ NO	90-86-8	281.392		75				
2398	cis-Cinnamic acid	3-Phenyl-2-propenoic acid, (Z)	C ₉ H ₈ O ₂	102-94-3	148.159	mcl pr (w)	42				vs EtOH, HOAc, lig
2399	trans-Cinnamic acid	3-Phenyl-2-propenoic acid, (E)	C ₉ H ₈ O ₂	140-10-3	148.159	mcl pr (dil al)	133	300	1.2475 ⁴		i H ₂ O, lig; vs EtOH; s eth, ace, bz
2400	trans-Cinnamyl anthranilate		C ₁₆ H ₁₆ NO ₂	87-29-6	253.296	cry	64				
2401	Cinnamyl cinnamate		C ₁₈ H ₁₆ O ₂	122-69-0	264.319	nd (al)	44		1.1565 ⁴		i H ₂ O; s EtOH, chl; vs eth
2402	Cinnamyl formate	3-Phenyl-2-propen-1-ol, formate	C ₁₀ H ₁₀ O ₂	104-65-4	162.185		0	252	1.086 ²⁵		
2403	Cinnoline	1,2-Benzodiazine	C ₈ H ₈ N ₂	253-66-7	130.147	pa ye cry (lig)	38	114 ^{0.3}			vs eth, EtOH
2404	Cinoxate	3-(4-Methoxyphenyl)-2-propenoic acid, 2-ethoxyethyl ester	C ₁₄ H ₁₈ O ₄	104-28-9	250.291	col liq	-25	185 ²	1.102 ²⁵	1.567 ²⁰	i H ₂ O; msc EtOH
2405	Cinquasia Red	Quinacridone	C ₂₀ H ₁₂ N ₂ O ₂	1047-16-1	312.321	red-viol cry	390				i H ₂ O, os
2406	Ciodrin		C ₁₄ H ₁₉ O ₆ P	7700-17-6	314.271			135 ^{0.03}	1.19 ²⁵		
2407	C.I. Pigment Red 170		C ₂₆ H ₂₂ N ₄ O ₄	2786-76-7	454.478	red solid					
2408	C.I. Pigment Yellow 1		C ₁₇ H ₁₆ N ₄ O ₄	2512-29-0	340.334	ye cry	256				
2409	C.I. Pigment Yellow 12		C ₂₂ H ₂₆ Cl ₂ N ₃ O ₄	6358-85-6	629.492	ye cry	317				
2410	Cisapride		C ₂₃ H ₂₅ ClFN ₃ O ₄	81098-60-4	465.945	cry (hp)	132				
2411	Citral	3,7-Dimethyl-2,6-octadienal	C ₁₀ H ₁₆ O	5392-40-5	152.233			228.3	0.8888 ²⁰	1.4898 ²⁰	i H ₂ O; msc EtOH, eth
2412	β -Citral		C ₃₀ H ₄₀ O ₂	650-69-1	432.638	pl (bz-peth), cry (al)	147				i H ₂ O; vs EtOH, eth, ace, bz; sl lig
2413	Citrazinic acid	1,2-Dihydro-6-hydroxy-2-oxo-4-pyridinecarboxylic acid	C ₆ H ₅ NO ₄	99-11-6	155.109	ye pow	>300 dec				s H ₂ O, alk; sl HCl



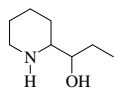
No.	Name	Synonym	Mol. Form.	CAS RN	Mol. Wt.	Physical Form	mp/°C	bp/°C	den/ g cm ⁻³	n _D	Solubility
2414	Citric acid	2-Hydroxy-1,2,3-propanetricarboxylic acid	C ₆ H ₈ O ₇	77-92-9	192.124	orth (w+1)	153	dec	1.665 ²⁰		vs H ₂ O, EtOH; s eth, AcOEt; i bz, chl
2415	Citric acid monohydrate	2-Hydroxy-1,2,3-propanetricarboxylic acid, monohydrate	C ₆ H ₁₀ O ₈	5949-29-1	210.138	cry (w)	135		1.542		vs H ₂ O; vs EtOH, eth
2416	Citrinin	Antimycin	C ₁₃ H ₁₄ O ₅	518-75-2	250.247	ye nd (MeOH)	178	dec			i H ₂ O; sl EtOH, eth; s ace, bz
2417	Citrulline	N ⁵ -(Aminocarbonyl)-L-ornithine	C ₈ H ₁₃ N ₃ O ₃	372-75-8	175.185	pr (aq MeOH)	222				s H ₂ O; i EtOH, MeOH
2418	Citrus Red 2		C ₁₈ H ₁₆ N ₂ O ₃	6358-53-8	308.331	cry	156				sl H ₂ O; s EtOH
2419	C.I. Vat Blue 6	7,16-Dichloro-6,15-dihydro-5,9,14,18-anthrazinetetrone	C ₂₈ H ₁₂ Cl ₂ N ₂ O ₄	130-20-1	511.312	viol-bl pow					
2420	C.I. Vat Yellow 4	Anthanthrone	C ₂₄ H ₁₂ O ₂	128-66-5	332.351	ye cry					
2421	Clayton Yellow	Thiazol Yellow G	C ₂₈ H ₁₈ N ₅ Na ₂ O ₆ S ₄	1829-00-1	695.721	ye-br pow					s H ₂ O, EtOH, H ₂ SO ₄
2422	Clemastine fumarate		C ₂₅ H ₃₀ ClNO ₅	14976-57-9	459.963		181				
2423	Clindamycin		C ₁₈ H ₃₃ ClN ₂ O ₅ S	18323-44-9	424.983	ye amorp solid					s EtOAc
2424	Cloconazole		C ₁₈ H ₁₅ ClN ₂ O	77175-51-0	310.777		73				
2425	Clofentazine	3,6-Bis(2-chlorophenyl)-1,2,4,5-tetrazine	C ₁₄ H ₈ Cl ₂ N ₄	74115-24-5	303.147		182				
2426	Clofibrate		C ₁₂ H ₁₅ ClO ₃	637-07-0	242.698			149 ²⁰			
2427	Cloforex		C ₁₃ H ₁₈ ClNO ₂	14261-75-7	255.741	cry	52.8	89 ⁰⁰⁵			
2428	Clomazone	2-(2-Chlorobenzyl)-4,4-dimethyl-1,2-oxazolidin-3-one	C ₁₂ H ₁₄ ClNO ₂	81777-89-1	239.698				1.192 ²⁰		
2429	Clomiphene		C ₂₆ H ₂₈ ClNO	911-45-5	405.959		117				
2430	Clonazepam		C ₁₅ H ₁₀ ClN ₃ O ₃	1622-61-3	315.711	wh cry	237.5				i H ₂ O, bz; sl ace, MeOH, chl
2431	Clonidine		C ₉ H ₉ Cl ₂ N ₃	4205-90-7	230.093	cry	137				
2432	Clopidol		C ₇ H ₇ Cl ₂ NO	2971-90-6	192.043	pow	>320				i H ₂ O
2433	Clopyralid	3,6-Dichloro-2-pyridinecarboxylic acid	C ₆ H ₃ Cl ₂ NO ₂	1702-17-6	192.000		151				
2434	Clorophene		C ₁₃ H ₁₁ ClO	120-32-1	218.678		48.5	161 ^{3.5}	1.185 ⁵⁸		s ctc, CS ₂
2435	Clotrimazole		C ₂₂ H ₁₇ ClN ₂	23593-75-1	344.836	cry	148				sl H ₂ O, bz; s ace, chl, AcOEt, DMF
2436	Clozapine	Clozaril	C ₁₈ H ₁₉ ClN ₄	5786-21-0	326.824	ye cry	183.5				
2437	Cobalt carbonyl	Dicobalt octacarbonyl	C ₈ Co ₂ O ₈	10210-68-1	341.947	oran cry	51	dec	1.78		i H ₂ O; s EtOH, eth, CS ₂
2438	Cobalt hydrocarbonyl	Tetracarbonylhydrocobalt	C ₄ HCoO ₄	16842-03-8	171.982	ye liq or gas	≈-30	10			s os
2439	Cobalt(III) 2,4-pentanedioate	Cobalt(III) acetylacetonate	C ₁₅ H ₂₁ CoO ₆	21679-46-9	356.257		240				
2440	Cocaine		C ₁₇ H ₂₁ NO ₄	50-36-2	303.354	mcl pr (al)	98	187 ^{0.1}		1.5022 ⁹⁸	sl H ₂ O; vs EtOH, eth, bz, py; s CS ₂
2441	Coclaurine		C ₁₇ H ₁₉ NO ₃	486-39-5	285.338	pl (al)	220.5				
2442	Codamine		C ₂₀ H ₂₈ NO ₄	21040-59-5	343.418	pr (bz, eth)	127				vs eth, EtOH, chl
2443	Codeine		C ₁₈ H ₂₁ NO ₃	76-57-3	299.365	orth cry (w, dil al, eth)	157.5	250 ²² , 140 ^{1.5}	1.32 ²⁵		s H ₂ O, eth, bz, chl, tol; vs EtOH; i peth
2444	Codeine phosphate		C ₁₈ H ₂₄ NO ₇ P	52-28-8	397.361	lf or pr (dil al)	227	dec			vs EtOH, chl
2445	Coenzyme A		C ₂₁ H ₃₆ N ₇ O ₁₆ P ₃ S	85-61-0	767.535	pow; unstab in air					s H ₂ O
2446	Coenzyme I	Nicotinamide adenine dinucleotide	C ₂₁ H ₂₇ N ₇ O ₁₄ P ₂	53-84-9	663.425	hyg pow					s H ₂ O
2447	Coenzyme II	Nicotinamide adenine dinucleotide phosphate	C ₂₁ H ₂₈ N ₇ O ₁₇ P ₃	53-59-8	743.405	gray-wh pow					s H ₂ O
2448	Colchicine		C ₂₁ H ₂₃ NO ₆	477-27-0	385.411	pa ye nd (diox)	178.5		1.24 ²⁵		sl H ₂ O; vs EtOH, chl; i eth, bz
2449	Colchicine		C ₂₂ H ₂₅ NO ₆	64-86-8	399.437	ye pl (w + 1/2) ye cry (bz)	156				vs H ₂ O, EtOH
2450	Colistin A		C ₅₃ H ₁₀₀ N ₁₆ O ₁₃	7722-44-3	1169.47	amorp pow					sl H ₂ O, EtOH, hx; s acids, MeOH
2451	Collinomycin		C ₂₇ H ₂₀ O ₁₂	27267-69-2	536.441	oran pr (chl-MeOH)	281				vs ace, diox, chl
2452	Columbin		C ₂₀ H ₂₂ O ₆	546-97-4	358.385	nd (MeOH)	195.5				i H ₂ O; sl ace, AcOEt, MeOH; s chl
2453	Conessine		C ₂₄ H ₄₀ N ₂	546-06-5	356.588	lf or pl (ace)	125.5	166 ^{0.1}			sl H ₂ O; s chl, HOAc



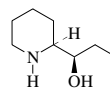
No.	Name	Synonym	Mol. Form.	CAS RN	Mol. Wt.	Physical Form	mp/°C	bp/°C	den/ g cm ⁻³	n _D	Solubility
2454	Congo Red		C ₃₂ H ₂₂ N ₆ Na ₂ O ₆ S ₂	573-58-0	696.663	pow	>360				sl H ₂ O; s EtOH; i eth
2455	Conhydrine		C ₈ H ₁₇ NO	3238-62-8	143.227	nd (peth)	121	226			sl H ₂ O; vs bz, eth, EtOH
2456	Conhydrine, (+)	2-(α-Hydroxypropyl)piperidine	C ₈ H ₁₇ NO	495-20-5	143.227	lf (eth)	121	226			sl H ₂ O; vs eth, EtOH, chl
2457	Coniferin		C ₁₆ H ₂₂ O ₈	531-29-3	342.341	nd (w+2)	186				s H ₂ O, py; sl EtOH; i eth
2458	Conquinamine		C ₁₉ H ₂₄ N ₂ O ₂	464-86-8	312.406	ye tetr	123				sl H ₂ O; s EtOH, eth, chl
2459	Convallatoxin		C ₂₉ H ₄₂ O ₁₀	508-75-8	550.637	pr (eth/MeOH)	238				s EtOH, ace; sl chl; i eth
2460	Copaene		C ₁₅ H ₂₄	3856-25-5	204.352			248.5	0.8996 ²⁰	1.4894 ²⁰	i H ₂ O; s eth, ace, HOAc, lig
2461	Copper(II) ethylacetoacetate	Bis(ethylacetoacetato)copper	C ₁₂ H ₁₆ CuO ₆	14284-06-1	321.813	grn cry (EtOH)	192				s EtOH, chl
2462	Copper(II) gluconate	Cupric gluconate	C ₁₂ H ₂₂ CuO ₁₄	527-09-3	453.841	bl-grn cry	156				sl EtOH; i os
2463	Copper(II) 2,4-pentanedioate	Copper(II) acetylacetonate	C ₁₀ H ₁₄ CuO ₄	13395-16-9	261.762	bl pow	284 dec	sub			sl H ₂ O; s chl
2464	Copper phthalocyanine	Pigment Blue 15	C ₃₂ H ₁₆ CuN ₈	147-14-8	576.069	bl-purp cry					i H ₂ O, EtOH; s conc H ₂ SO ₄
2465	Coronene		C ₂₄ H ₁₂	191-07-1	300.352	ye nd (bz)	437.4	525	1.371 ²⁵		i H ₂ O, con sulf; sl bz
2466	Corticosterone		C ₂₁ H ₃₀ O ₄	50-22-6	346.461	nd (al, pl) (ace)	181				i H ₂ O; s EtOH, eth, ace
2467	Corybulbine		C ₂₁ H ₂₅ NO ₄	518-77-4	355.429	nd (al)	237.5				i H ₂ O; sl EtOH, eth; s ace, bz, HCl
2468	Corycavamine		C ₂₁ H ₂₁ NO ₅	521-85-7	367.396	pr (eth, al)	149				vs EtOH, chl
2469	Corydaline		C ₂₂ H ₂₇ NO ₄	518-69-4	369.454	pr (al)	136				vs bz, eth, EtOH, chl
2470	Corydine		C ₂₀ H ₂₃ NO ₄	476-69-7	341.402	tetr pr (eth)	149				vs eth, EtOH, chl
2471	Corynantheine		C ₂₂ H ₂₆ N ₂ O ₃	18904-54-6	366.452		165.5				vs EtOH
2472	Cotarnine		C ₁₂ H ₁₅ NO ₄	82-54-2	237.252	nd (bz), cry (eth)	132 dec				sl H ₂ O; s EtOH, eth, bz, chl, NH ₄ OH
2473	Coumaphos		C ₁₄ H ₁₆ ClO ₅ PS	56-72-4	362.766		93		1.474		
2474	Coumestrol	3,9-Dihydroxy-6H-benzofuro[3,2-c][1]benzopyran-6-one	C ₁₅ H ₈ O ₅	479-13-0	268.222	cry rods	385 dec				i H ₂ O; sl EtOH, ace; i eth
2475	Creatine		C ₄ H ₉ N ₃ O ₂	57-00-1	131.133	mcl pr (w+1)	303 dec		1.33 ²⁵		s H ₂ O; sl EtOH; i eth
2476	Creatinine		C ₄ H ₇ N ₃ O	60-27-5	113.118	orth pr (w+2) lf (w)	300 dec				s H ₂ O; sl EtOH; i eth, ace, chl
2477	<i>o</i> -Cresol	2-Methylphenol	C ₇ H ₈ O	95-48-7	108.138		31.03	191.04	1.0327 ³⁵	1.5386 ³⁵	s H ₂ O; vs EtOH, eth; msc ace, bz, ctc
2478	<i>m</i> -Cresol	3-Methylphenol	C ₇ H ₈ O	108-39-4	108.138		12.24	202.27	1.0339 ²⁰	1.5401 ²⁰	sl H ₂ O; msc EtOH, eth, ace, bz, ctc
2479	<i>p</i> -Cresol	4-Methylphenol	C ₇ H ₈ O	106-44-5	108.138	pr	34.77	201.98	1.0185 ⁴⁰	1.5312 ²⁰	sl H ₂ O; msc EtOH, eth, ace, bz, ctc
2480	<i>o</i> -Cresolphthalein		C ₂₂ H ₁₈ O ₄	596-27-0	346.376	cry (al)	223				vs EtOH
2481	<i>o</i> -Cresolphthalein complexone	Metalphthalein	C ₃₂ H ₃₂ N ₂ O ₁₂	2411-89-4	636.602	ye cry pow	186				i H ₂ O; s EtOH, ace, alk
2482	Cresol Red	<i>o</i> -Cresolsulfonphthalein	C ₂₁ H ₁₆ O ₅ S	1733-12-6	382.430	red-br cry pow	>300				vs H ₂ O, EtOH
2483	<i>p</i> -Cresyl diphenyl phosphate		C ₁₉ H ₁₇ O ₄ P	78-31-9	340.309	col liq	-40		1.208 ²⁵		i H ₂ O; s os
2484	Crimidine		C ₇ H ₁₀ CIN ₃	535-89-7	171.627	br wax	87	143 ⁴			vs EtOH
2485	Cromolyn	Cromoglicic acid	C ₂₃ H ₁₆ O ₁₁	16110-51-3	468.366	col cry	241 dec				
2486	Crufomate		C ₁₂ H ₁₆ ClNO ₃ P	299-86-5	291.711		60		118 ^{0.01}		
2487	Cryptopine	Cryptocavine	C ₂₁ H ₂₃ NO ₅	482-74-6	369.412	pr or pl (bz) nd (chl-MeOH)	223		1.315 ²⁰		i H ₂ O; sl EtOH, eth, bz; s chl, HOAc
2488	Crystal Violet	Gentian violet	C ₂₅ H ₃₀ CIN ₃	548-62-9	407.979	grn pow	215 dec				vs H ₂ O, chl
2489	Cubebin		C ₂₀ H ₂₀ O ₆	18423-69-3	356.369	nd (al, bz)	131.5				vs eth, EtOH, chl
2490	Cucurbitacin B		C ₃₂ H ₄₆ O ₈	6199-67-3	558.702	cry (EtOH)	181				
2491	Cucurbitacin C		C ₃₂ H ₄₆ O ₈	5988-76-1	560.718	cry (AcOEt)	207.5				
2492	Cupferron		C ₈ H ₉ N ₃ O ₂	135-20-6	155.154		163.5				sl DMSO
2493	Cupreine		C ₁₉ H ₂₂ N ₂ O ₂	524-63-0	310.390	pr (eth)	202				vs EtOH
2494	Curan-17-ol, (16α)	Geissoschizoline	C ₁₉ H ₂₈ N ₂ O	18397-07-4	298.421	pa ye amor pow	135 dec				i H ₂ O; vs EtOH, eth, chl



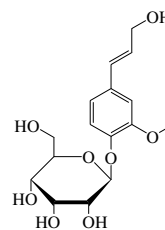
Congo Red



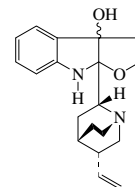
Conhydrine



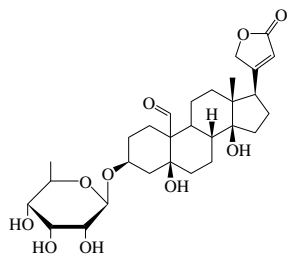
Conhydrine, (+)



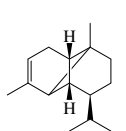
Coniferin



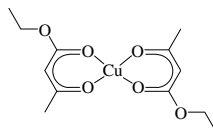
Conquinamine



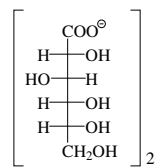
Convallatoxin



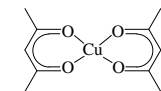
Copaene



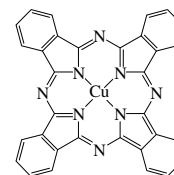
Copper(II) ethylacetoacetate



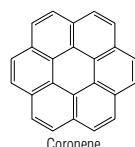
Copper(II) gluconate



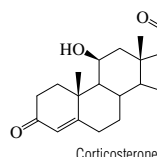
Copper(II) 2,4-pentanedioate



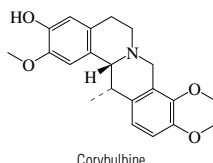
Copper phthalocyanine



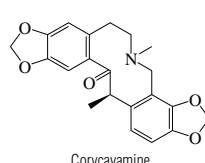
Coronene



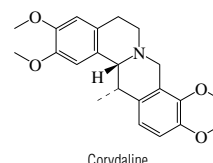
Corticosterone



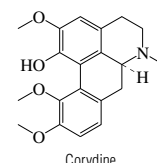
Corybulbine



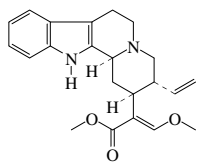
Corycavamine



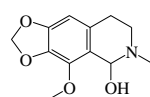
Corydaline



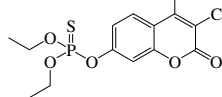
Corydine



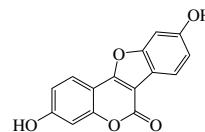
Corynantheine



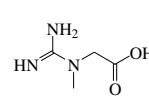
Cotarnine



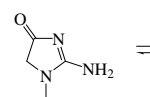
Coumaphos



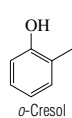
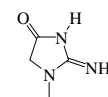
Coumestrol



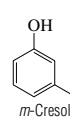
Creatine



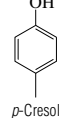
Creatinine



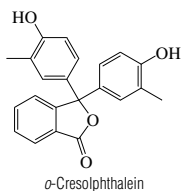
o-Cresol



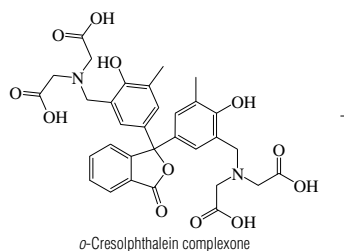
m-Cresol



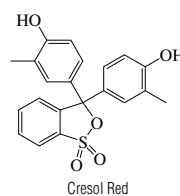
p-Cresol



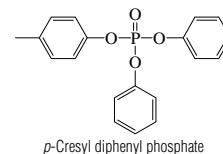
alpha-Cresolphthalein



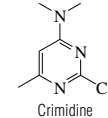
alpha-Cresolphthalein complexone



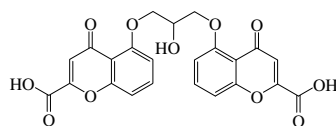
Cresol Red



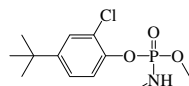
p-Cresyl diphenyl phosphate



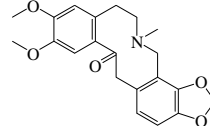
Crimidine



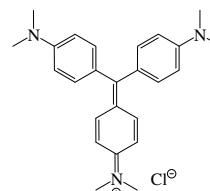
Cromolyn



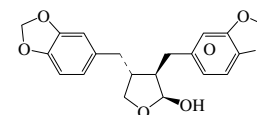
Crufomate



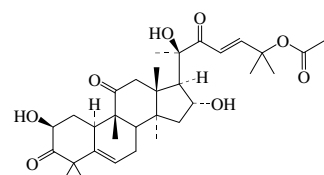
Cryptopine



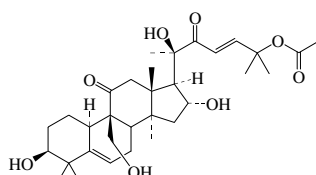
Crystal Violet



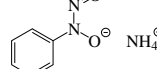
Cubebin



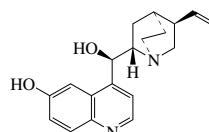
Cucurbitacin B



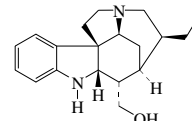
Cucurbitacin C



Cupferron

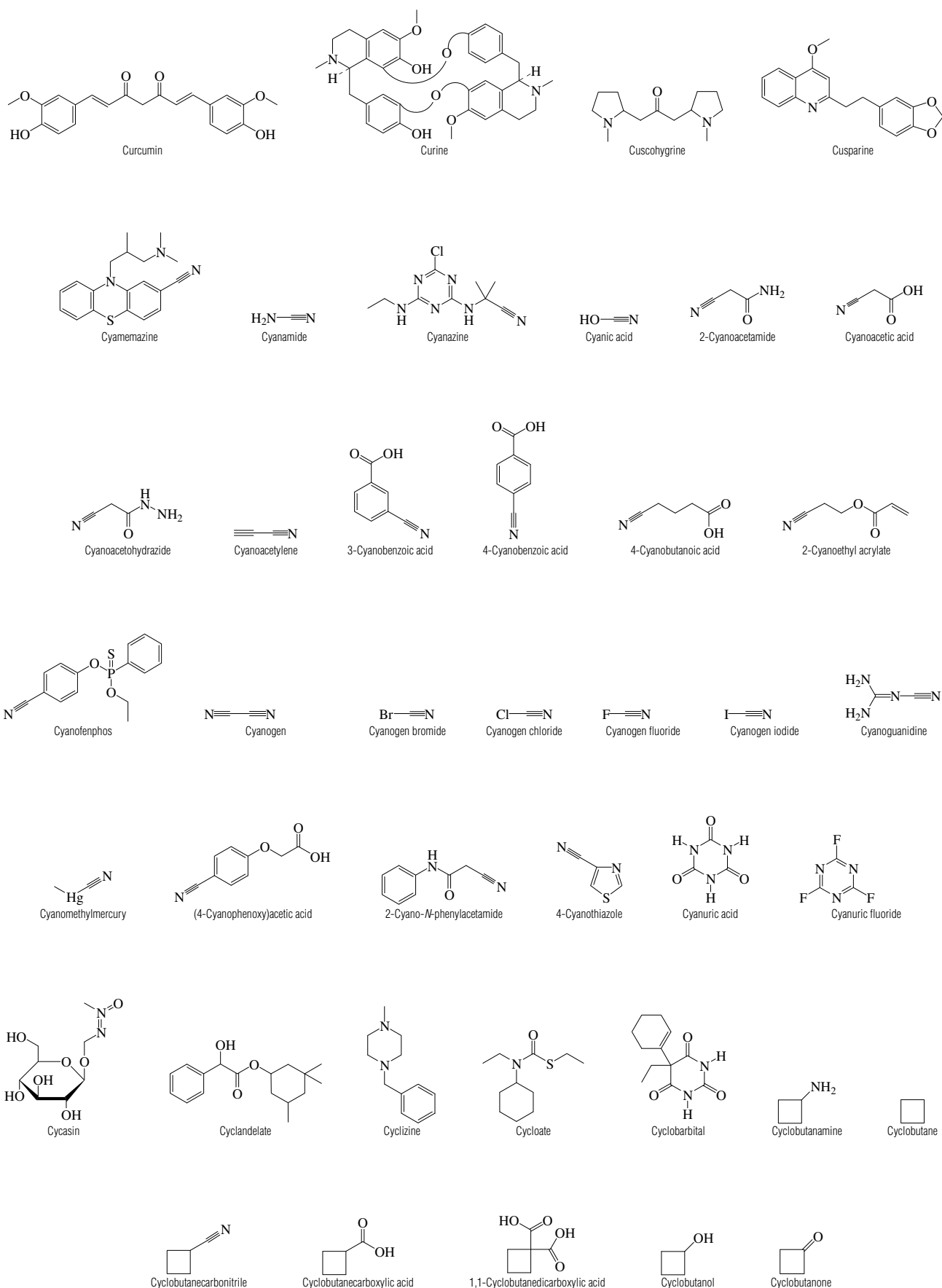


Cupreine

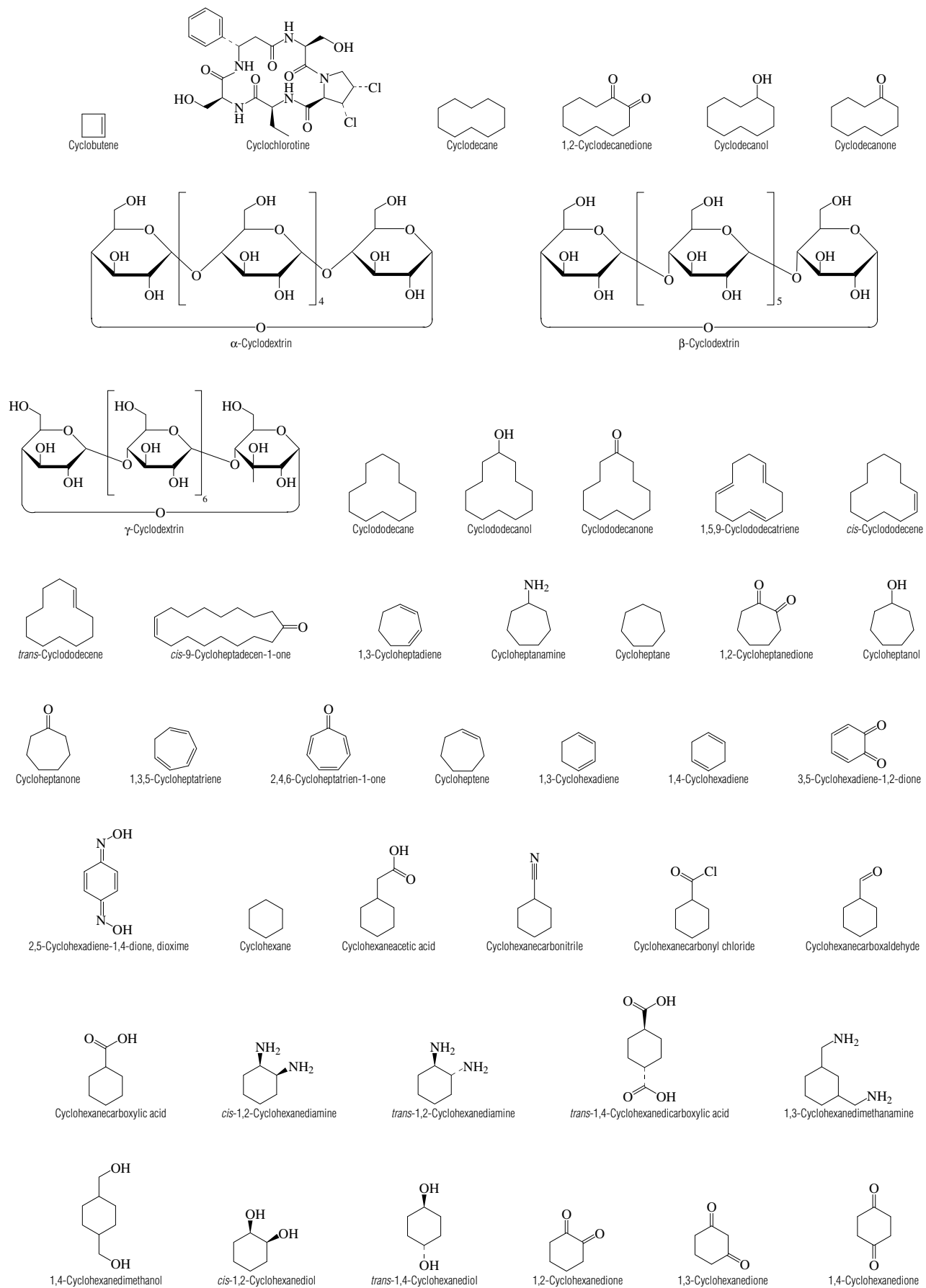


Curan-17-ol, (16alpha)

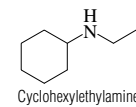
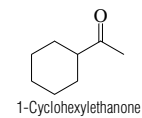
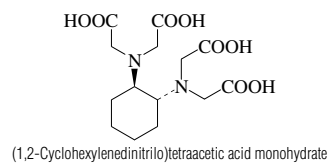
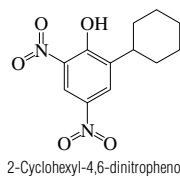
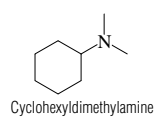
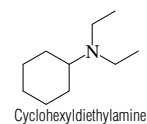
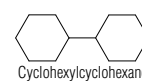
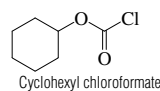
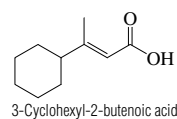
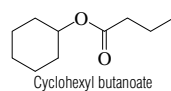
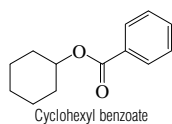
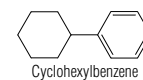
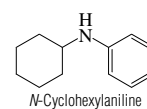
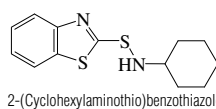
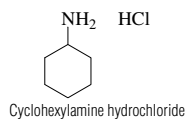
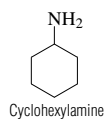
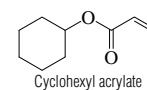
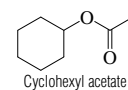
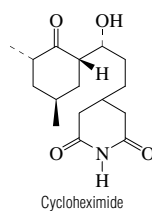
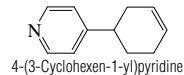
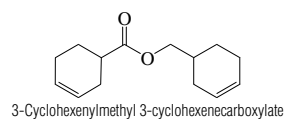
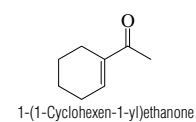
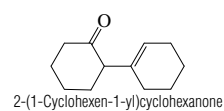
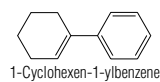
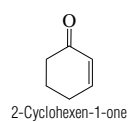
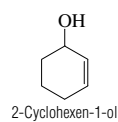
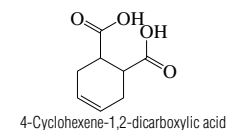
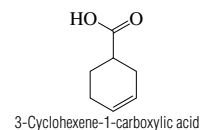
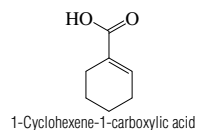
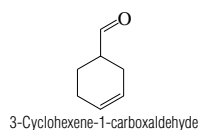
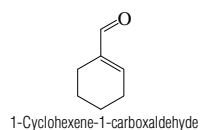
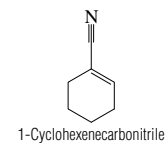
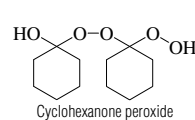
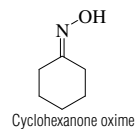
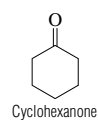
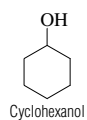
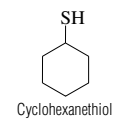
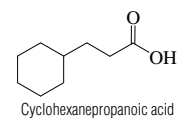
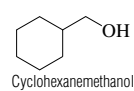
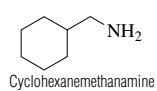
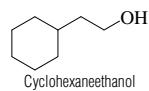
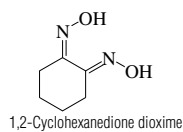
No.	Name	Synonym	Mol. Form.	CAS RN	Mol. Wt.	Physical Form	mp/°C	bp/°C	den/ g cm ⁻³	n _D	Solubility
2495	Curcumin	Turmeric	C ₂₁ H ₂₀ O ₆	458-37-7	368.380	oran ye pr, orth pr (MeOH)	183				vs EtOH, HOAc
2496	Curine		C ₃₆ H ₃₈ N ₂ O ₆	436-05-5	594.696	pr, nd (chl- MeOH)	221				vs ace, bz, py
2497	Cuscohygrine		C ₁₃ H ₂₄ N ₂ O	454-14-8	224.342	oil		169 ²³ , 122 ²	0.9733 ²⁰	1.4832 ²⁰	vs H ₂ O, bz, eth, EtOH
2498	Cusparine	2-[2-(1,3-Benzodioxol-5-yl) ethyl]-4-methoxyquinoline	C ₁₉ H ₁₇ NO ₃	529-92-0	307.343	(α) wh or ye nd (peth); (β) amber pr	92(α form); 111(β form)				i H ₂ O; vs ace, bz, eth, EtOH
2499	Cyamemazine		C ₁₉ H ₂₁ N ₃ S	3546-03-0	323.455	ye pow	92	212 ^{20,25}			i H ₂ O; s EtOH
2500	Cyanamide	Cyanogenamide	CH ₂ N ₂	420-04-2	42.040	nd	45.56	140 ¹⁹	1.282 ²⁰	1.4418 ⁴⁸	vs H ₂ O, EtOH; s eth, ace, bz; sl CS ₂
2501	Cyanazine		C ₉ H ₁₃ CIN ₆	21725-46-2	240.692		168				
2502	Cyanic acid	Hydrogen cyanate	CHNO	420-05-3	43.025	unstab liq or gas	-86	23	1.140 ²⁰		vs H ₂ O, bz, eth, chl
2503	2-Cyanoacetamide		C ₃ H ₅ N ₂ O	107-91-5	84.076	pl (w)	121.5				vs H ₂ O
2504	Cyanoacetic acid		C ₃ H ₃ NO ₂	372-09-8	85.062		66	dec 160; 108 ¹⁵			s H ₂ O, EtOH, eth; sl chl, HOAc
2505	Cyanoacetohydrazide	Cyacetacide	C ₃ H ₅ N ₃ O	140-87-4	99.091	pr (al)	114.5				vs H ₂ O, EtOH
2506	Cyanoacetylene		C ₂ HN	1070-71-9	51.047		5	42.5	0.8167 ¹⁷	1.3868 ²⁵	sl H ₂ O; s EtOH
2507	3-Cyanobenzoic acid		C ₈ H ₅ NO ₂	1877-72-1	147.132	nd (w)	219	sub			sl H ₂ O; s EtOH, eth
2508	4-Cyanobenzoic acid		C ₈ H ₅ NO ₂	619-65-8	147.132		219				s H ₂ O, EtOH, eth, HOAc; sl tfa
2509	4-Cyanobutanoic acid		C ₈ H ₉ NO ₂	39201-33-7	113.116	hyg cry	45				s H ₂ O, EtOH, eth, bz
2510	2-Cyanoethyl acrylate		C ₈ H ₇ NO ₂	106-71-8	125.126			108 ¹²	1.062 ²⁰		
2511	Cyanofenphos		C ₁₅ H ₁₄ NO ₂ PS	13067-93-1	303.317		83			1.5839 ²⁵	sl H ₂ O
2512	Cyanogen		C ₂ N ₂	460-19-5	52.034	col gas	-27.83	-21.1	0.9537 ²¹		s H ₂ O, EtOH, eth
2513	Cyanogen bromide	Bromine cyanide	CBRN	506-68-3	105.922	nd	52	61.5	2.015 ²⁰		s H ₂ O, EtOH, eth
2514	Cyanogen chloride	Chlorine cyanide	CCIN	506-77-4	61.471	col vol liq or gas	-6.5	13	1.186 ²⁰		s H ₂ O, EtOH; vs eth
2515	Cyanogen fluoride	Fluorine cyanide	CFN	1495-50-7	45.016	col gas	-82	-46			
2516	Cyanogen iodide	Iodine cyanide	CIN	506-78-5	152.922	nd (al, eth)	146.7	sub	2.84 ¹⁸		vs eth, EtOH
2517	Cyanoguanidine	Dicyanodiamide	C ₂ H ₃ N ₄	461-58-5	84.080		211		1.404 ¹⁴		s H ₂ O, EtOH, ace; i eth, bz, chl
2518	Cyanomethylmercury	Methylmercurynitrile	C ₂ H ₃ HgN	2597-97-9	241.64	cry (chl)	92	subl			vs H ₂ O, EtOH, bz; s eth
2519	(4-Cyanophenoxy)acetic acid		C ₈ H ₇ NO ₃	1878-82-6	177.157	cry (w)	178				
2520	2-Cyano- <i>M</i> -phenylacetamide		C ₉ H ₇ N ₂ O	621-03-4	160.172	nd (al)	199.5				
2521	4-Cyanothiazole		C ₄ H ₃ N ₂ S	1452-15-9	110.137	nd	58				
2522	Cyanuric acid	1,3,5-Triazine-2,4,6-(1 <i>H</i> ,3 <i>H</i> ,5 <i>H</i>)- trione	C ₃ H ₃ N ₃ O ₃	108-80-5	129.074	wh cry	>330	sub	1.75 ²⁵		sl hot H ₂ O, ace, bz, EtOH; s conc HCl
2523	Cyanuric fluoride	2,4,6-Trifluoro-1,3,5-triazine	C ₃ F ₃ N ₃	675-14-9	135.047			72.8			
2524	Cycasin		C ₉ H ₁₈ N ₂ O ₇	14901-08-7	252.222	nd (ace aq)	154 dec				
2525	Cyclandelate		C ₁₇ H ₂₄ O ₃	456-59-7	276.371		52	193 ¹⁴			i H ₂ O
2526	Cyclizine		C ₁₈ H ₂₂ N ₂	82-92-8	266.381	cry (peth)	106				i H ₂ O; s chl; sl EtOH
2527	Cycloate	Carbamothioic acid, cyclohexylethyl-, <i>S</i> -ethyl ester	C ₁₁ H ₂₁ NOS	1134-23-2	215.356		11.5	145 ¹⁰	1.0156 ³⁰		
2528	Cyclobarbitol		C ₁₂ H ₁₆ N ₂ O ₃	52-31-3	236.266	lf (w)	173				i H ₂ O; vs EtOH; s eth, dil alk; sl HOAc
2529	Cyclobutanamine	Aminocyclobutane	C ₄ H ₉ N	2516-34-9	71.121			82	0.8328 ²⁰	1.4363 ¹⁹	
2530	Cyclobutane	Tetramethylene	C ₄ H ₈	287-23-0	56.107	vol liq or gas	-90.7	12.6	0.7038 ⁹	1.375 ²⁰	i H ₂ O; vs EtOH, ace; msc eth; s bz
2531	Cyclobutanecarbonitrile	Cyanocyclobutane	C ₅ H ₇ N	4426-11-3	81.117			149.6			
2532	Cyclobutanecarboxylic acid		C ₅ H ₈ O ₂	3721-95-7	100.117	liq	-1.0	190; 74 ²	1.0599 ²⁰	1.4400 ²⁰	sl H ₂ O; msc EtOH, eth
2533	1,1-Cyclobutanedicarboxylic acid		C ₆ H ₈ O ₄	5445-51-2	144.126	pr (w, eth)	158.0				vs H ₂ O; s EtOH, eth, bz; sl liq
2534	Cyclobutanol	Hydroxycyclobutane	C ₄ H ₈ O	2919-23-5	72.106			124	0.9218 ¹⁵	1.4371 ²⁰	
2535	Cyclobutanone		C ₄ H ₆ O	1191-95-3	70.090	liq	-50.9	99	0.9547 ⁹	1.4215 ²⁰	s H ₂ O, eth, bz, chl, tol; vs EtOH; i peth



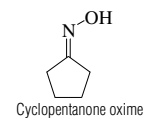
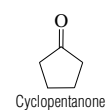
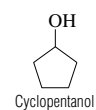
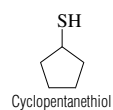
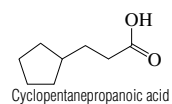
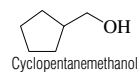
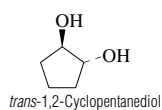
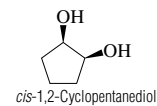
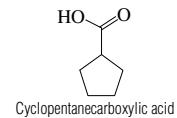
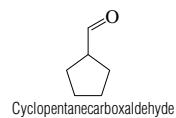
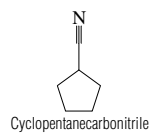
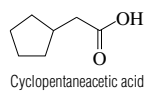
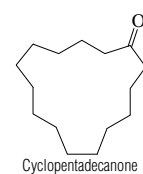
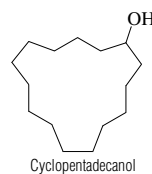
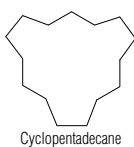
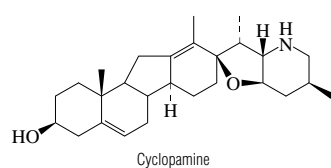
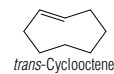
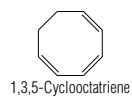
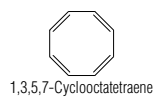
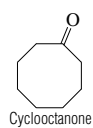
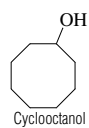
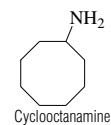
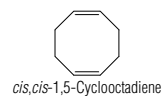
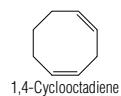
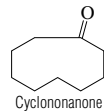
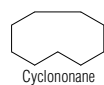
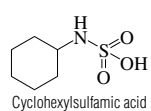
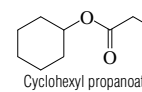
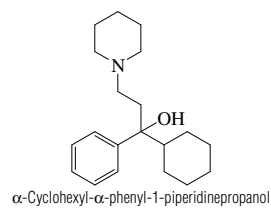
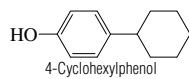
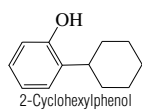
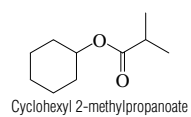
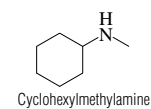
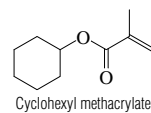
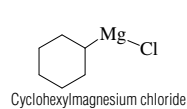
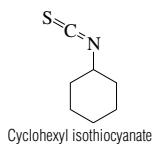
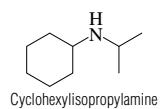
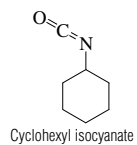
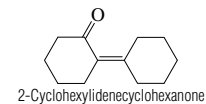
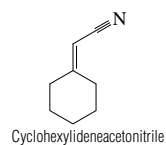
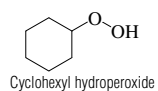
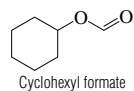
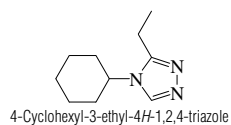
No.	Name	Synonym	Mol. Form.	CAS RN	Mol. Wt.	Physical Form	mp/°C	bp/°C	den/ g cm ⁻³	n _D	Solubility
2536	Cyclobutene		C ₄ H ₆	822-35-5	54.091	col gas		2	0.733 ⁰		vs ace; s bz, peth
2537	Cyclochlorotrine		C ₂₄ H ₃₁ Cl ₂ N ₂ O ₇	12663-46-6	572.439	nd (MeOH)	255 dec				
2538	Cyclodecane		C ₁₀ H ₂₀	293-96-9	140.266		10	202	0.8538 ²⁵	1.4716 ²⁰	
2539	1,2-Cyclodecanedione	Sebacil	C ₁₀ H ₁₆ O ₂	96-01-5	168.233		40.5	104 ¹⁰			
2540	Cyclodecanol		C ₁₀ H ₂₀ O	1502-05-2	156.265		40.5	125 ¹²	0.9606 ²⁰	1.4926 ²⁰	s EtOH
2541	Cyclodecanone		C ₁₀ H ₁₈ O	1502-06-3	154.249	amor pow	28	106 ¹³	0.9654 ²⁰	1.4806 ²⁰	vs bz, eth, chl
2542	α-Cyclodextrin	Cyclomaltohexaose	C ₃₆ H ₆₀ O ₃₀	10016-20-3	972.843	hx pl or nd					vs cold H ₂ O; i hot H ₂ O
2543	β-Cyclodextrin	Cyclomaltoheptaose	C ₄₂ H ₇₀ O ₃₅	7585-39-9	1134.984	mcl cry (w)	260 dec				
2544	γ-Cyclodextrin	Cyclomaltooctaose	C ₄₈ H ₈₀ O ₄₀	17465-86-0	1297.125	sq pl or rods					
2545	Cyclododecane		C ₁₂ H ₂₄	294-62-2	168.319	nd (al)	60.4	247	0.82 ⁹⁰		
2546	Cyclododecanol		C ₁₂ H ₂₄ O	1724-39-6	184.318			286			
2547	Cyclododecanone		C ₁₂ H ₂₂ O	830-13-7	182.302		59	127 ¹²	0.9059 ⁶⁶	1.4571 ⁶⁰	
2548	1,5,9-Cyclododecatriene	CDT	C ₁₂ H ₁₈	4904-61-4	162.271	liq	-17	240	0.84 ¹⁰⁰		
2549	cis-Cyclododecene		C ₁₂ H ₂₂	1129-89-1	166.303			133 ³⁵ , 71 ²		1.4840 ²⁰	vs bz, chl
2550	trans-Cyclododecene		C ₁₂ H ₂₂	1486-75-5	166.303			113 ¹⁷		1.4850 ²⁰	vs bz, chl
2551	cis-9-Cycloheptadecen-1-one	Civetone	C ₁₇ H ₃₀ O	542-46-1	250.419		32.5	343; 159 ²			
2552	1,3-Cycloheptadiene		C ₇ H ₁₀	4054-38-0	94.154	liq	-110.4	120.5	0.868 ²⁵	1.4978 ²⁰	
2553	Cycloheptanamine		C ₇ H ₁₅ N	5452-35-7	113.201			54 ¹¹		1.4724 ²⁰	
2554	Cycloheptane		C ₇ H ₁₄	291-64-5	98.186	liq	-8.46	118.4	0.8098 ²⁰	1.4436 ²⁰	i H ₂ O; vs EtOH, eth; s bz, chl
2555	1,2-Cycloheptanedione		C ₇ H ₁₀ O ₂	3008-39-7	126.153		-40	108 ¹⁷	1.0583 ²²	1.4689 ²²	s EtOH
2556	Cycloheptanol		C ₇ H ₁₄ O	502-41-0	114.185		7.2	185	0.9554 ²⁰	1.40705 ²⁰	sl H ₂ O; vs EtOH, eth
2557	Cycloheptanone	Suberone	C ₇ H ₁₂ O	502-42-1	112.169			178.5	0.9508 ²⁰	1.4608 ²⁰	i H ₂ O; vs EtOH, eth
2558	1,3,5-Cycloheptatriene	Tropilidene	C ₇ H ₈	544-25-2	92.139	liq; cub cry (-80°C)	-79.5	117; 60.5 ¹²²	0.8875 ¹⁹	1.5343 ²⁰	i H ₂ O; s EtOH, eth; vs bz, chl
2559	2,4,6-Cycloheptatrien-1-one		C ₇ H ₆ O	539-80-0	106.122		-7	113 ¹⁵ , 84 ⁶	1.095 ²²	1.6172 ²²	vs bz, chl
2560	Cycloheptene		C ₇ H ₁₂	628-92-2	96.170	liq	-56	115	0.8228 ²⁰	1.4552 ²⁰	i H ₂ O; s EtOH, eth, bz, chl; sl ctc
2561	1,3-Cyclohexadiene		C ₆ H ₈	592-57-4	80.128	liq	-89	80.5	0.8405 ²⁰	1.4755 ²⁰	i H ₂ O; s EtOH, bz, chl, peth; vs eth
2562	1,4-Cyclohexadiene	1,4-Dihydrobenzene	C ₆ H ₈	628-41-1	80.128	liq	-49.2	85.5	0.8471 ²⁰	1.4725 ²⁰	i H ₂ O; msc EtOH, eth; s bz, chl, peth
2563	3,5-Cyclohexadiene-1,2-dione		C ₆ H ₄ O ₂	583-63-1	108.095	red pl or pr	≈65 dec				s eth, ace, bz; i peth
2564	2,5-Cyclohexadiene-1,4-dione, dioxime		C ₆ H ₈ N ₂ O ₂	105-11-3	138.124	pa ye nd (w)	240 dec				s H ₂ O
2565	Cyclohexane	Hexahydrobenzene	C ₆ H ₁₂	110-82-7	84.159		6.59	80.73	0.7739 ²⁵	1.4235 ²⁵	i H ₂ O; msc EtOH, eth, ace, bz, lig, ctc
2566	Cyclohexaneacetic acid		C ₈ H ₁₄ O ₂	5292-21-7	142.196	nd (HCO ₂ H)	33	245	1.0423 ¹⁸	1.4775 ²⁰	sl H ₂ O; s eth, ace
2567	Cyclohexanecarbonitrile	Cyclohexyl cyanide	C ₇ H ₁₁ N	766-05-2	109.169	liq	11	184; 76 ¹⁶	0.919	1.4505 ²⁰	
2568	Cyclohexanecarbonyl chloride		C ₇ H ₁₁ ClO	2719-27-9	146.614			180	1.0962 ¹⁵	1.4711 ²⁹	
2569	Cyclohexanecarboxaldehyde		C ₇ H ₁₂ O	2043-61-0	112.169			159.3	0.9035 ²⁰	1.4496 ²⁰	s H ₂ O, eth
2570	Cyclohexanecarboxylic acid	Hexahydrobenzoic acid	C ₇ H ₁₂ O ₂	98-89-5	128.169	mcl pr	31.5	232.5	1.0334 ²²	1.4530 ²⁰	sl H ₂ O, ctc; vs EtOH, bz, chl
2571	cis-1,2-Cyclohexanediamine	cis-1,2-Diaminocyclohexane	C ₆ H ₁₄ N ₂	1436-59-5	114.188	liq		40 ²	0.952 ²⁰	1.4951 ²⁰	
2572	trans-1,2-Cyclohexanediamine	trans-1,2-Diaminocyclohexane	C ₆ H ₁₄ N ₂	1121-22-8	114.188		14.8	80 ¹⁵ , 41 ²	0.951 ²⁰		
2573	trans-1,4-Cyclohexanedicarboxylic acid		C ₈ H ₁₂ O ₄	619-82-9	172.179	pr (w)	312.5	sub 300			sl H ₂ O, eth; vs EtOH; s ace; i chl
2574	1,3-Cyclohexanedimethanamine		C ₈ H ₁₈ N ₂	2579-20-6	142.242		<-70	220	0.945 ²⁰		vs H ₂ O, eth, EtOH
2575	1,4-Cyclohexanedimethanol		C ₈ H ₁₆ O ₂	105-08-8	144.212		43	283; 167 ¹⁰			
2576	cis-1,2-Cyclohexanediol		C ₆ H ₁₂ O ₂	1792-81-0	116.158		100	120 ¹⁵	1.0297 ¹⁰¹		s EtOH, ace, bz; sl chl
2577	trans-1,4-Cyclohexanediol		C ₆ H ₁₂ O ₂	6995-79-5	116.158	mcl pr (ace)	143		1.18 ²⁰		s H ₂ O, EtOH, MeOH; i eth; sl ace
2578	1,2-Cyclohexanedione	1,2-Dioxocyclohexane	C ₆ H ₈ O ₂	765-87-7	112.127	cry (peth)	40	194	1.1187 ²¹	1.4995 ²⁰	s H ₂ O, EtOH, eth, bz
2579	1,3-Cyclohexanedione	Dihydroresorcinol	C ₆ H ₈ O ₂	504-02-9	112.127	pr (bz)	105.5		1.0861 ⁹¹	1.4576 ¹⁰²	s H ₂ O, EtOH, ace, chl; sl eth, bz
2580	1,4-Cyclohexanedione	Tetrahydroquinone	C ₆ H ₈ O ₂	637-88-7	112.127	mcl pl (w),nd (peth)	78	132 ²⁰	1.0861 ⁹¹		s H ₂ O, EtOH, eth, ace, bz, chl



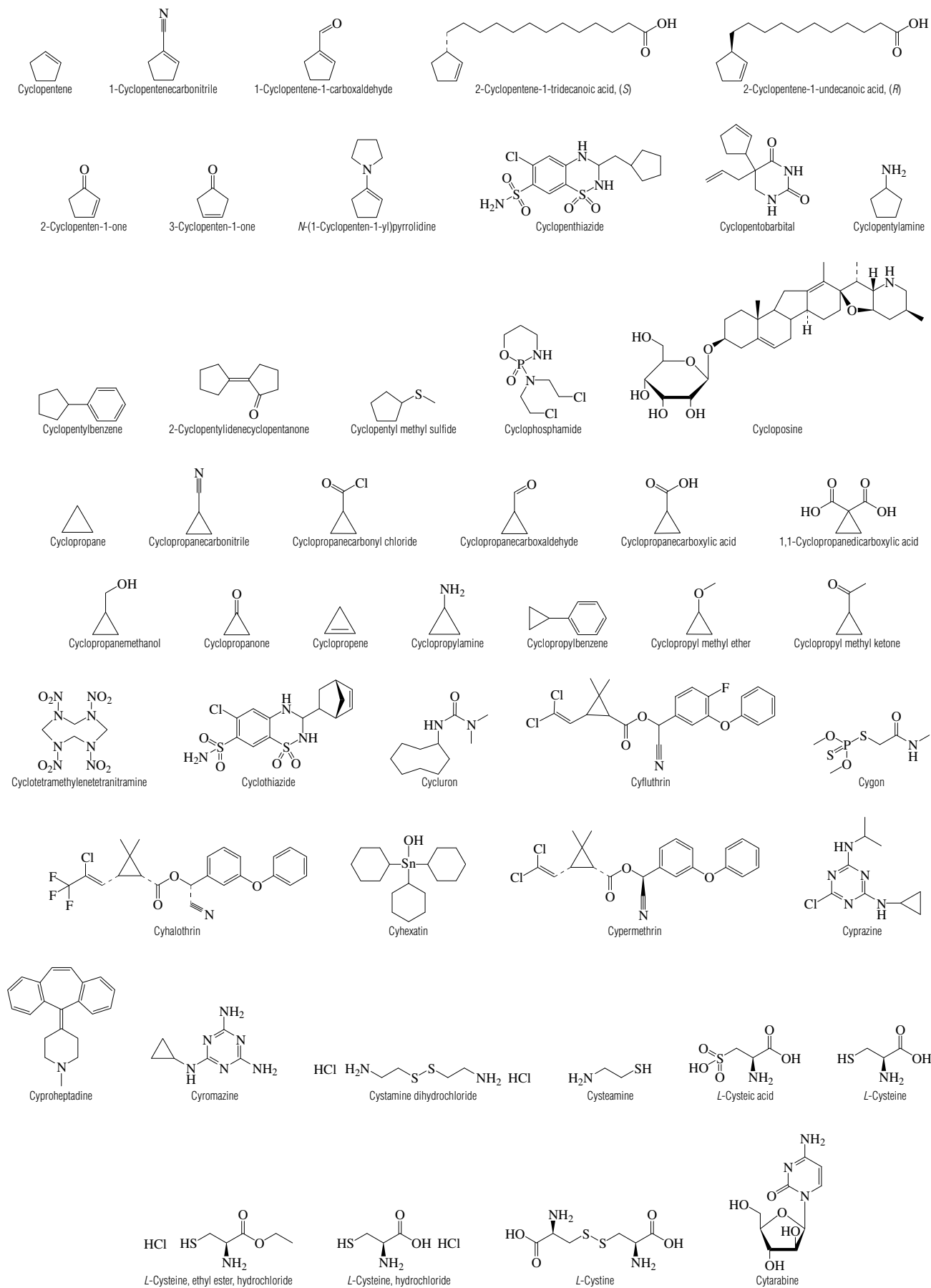
No.	Name	Synonym	Mol. Form.	CAS RN	Mol. Wt.	Physical Form	mp/°C	bp/°C	den/ g cm ⁻³	n _D	Solubility
2581	1,2-Cyclohexanedione dioxime	Nioxime	C ₆ H ₁₀ N ₂ O ₂	492-99-9	142.155	nd (w, HOAc)	192				s H ₂ O, ace, chl; sl tfa
2582	Cyclohexaneethanol		C ₈ H ₁₆ O	4442-79-9	128.212			208	0.9229 ²⁰	1.4641 ²⁰	s EtOH, eth, bz
2583	Cyclohexanemethanamine		C ₇ H ₁₃ N	3218-02-8	113.201			160	0.87 ²⁵	1.4630 ²⁰	
2584	Cyclohexanemethanol	Cyclohexylcarbinol	C ₇ H ₁₄ O	100-49-2	114.185	liq	-43	183	0.9297 ²⁰	1.4644 ²⁰	vs eth, EtOH
2585	Cyclohexanepropanoic acid		C ₉ H ₁₆ O ₂	701-97-3	156.222		16	276.5	0.912 ²⁵	1.4638 ²⁰	s H ₂ O, eth; sl ctc
2586	Cyclohexanethiol	Cyclohexyl mercaptan	C ₆ H ₁₂ S	1569-69-3	116.224			158.8	0.9782 ²⁰	1.4921 ²⁰	vs ace, bz, eth, EtOH
2587	Cyclohexanol	Cyclohexyl alcohol	C ₆ H ₁₂ O	108-93-0	100.158	hyg nd	25.93	160.84	0.9624 ²⁰	1.4641 ²⁰	s H ₂ O, EtOH, eth, ace; msc bz; sl chl
2588	Cyclohexanone	Pimelic ketone	C ₆ H ₁₀ O	108-94-1	98.142	liq	-27.9	155.43	0.9478 ²⁰	1.4507 ²⁰	s H ₂ O, EtOH, eth, ace, bz, chl, ctc
2589	Cyclohexanone oxime		C ₆ H ₁₁ NO	100-64-1	113.157	hex pr (lig)	90	206			s H ₂ O, EtOH, eth, MeOH; sl chl
2590	Cyclohexanone peroxide		C ₁₂ H ₂₂ O ₅	78-18-2	246.300	cry or long nd	79				
2591	Cyclohexene	Tetrahydrobenzene	C ₆ H ₁₀	110-83-8	82.143	liq	-103.5	82.98	0.8110 ²⁰	1.4465 ²⁰	i H ₂ O; msc EtOH, eth, ace, bz, lig, ctc
2592	1-Cyclohexenecarbonitrile	1-Cyanocyclohexene	C ₇ H ₉ N	1855-63-6	107.153			81 ¹²			
2593	1-Cyclohexene-1-carboxaldehyde		C ₇ H ₁₀ O	1192-88-7	110.153			69 ¹⁸	0.9694 ²⁰	1.5005 ²⁰	s EtOH, eth
2594	3-Cyclohexene-1-carboxaldehyde		C ₇ H ₁₀ O	100-50-5	110.153		1.0	105	0.9692 ²⁰	1.4745 ²⁰	s ace, MeOH; sl ctc
2595	1-Cyclohexene-1-carboxylic acid		C ₇ H ₁₀ O ₂	636-82-8	126.153		38	241	1.109 ²⁰	1.4902 ²⁰	sl H ₂ O; s EtOH, ace
2596	3-Cyclohexene-1-carboxylic acid		C ₇ H ₁₀ O ₂	4771-80-6	126.153		17	234.5	1.0820 ²⁰	1.4814 ²⁰	vs H ₂ O; s EtOH, ace
2597	4-Cyclohexene-1,2-dicarboxylic acid		C ₈ H ₁₀ O ₄	88-98-2	170.163	pr (w)	173.0				
2598	2-Cyclohexen-1-ol		C ₆ H ₁₀ O	822-67-3	98.142			164	0.9923 ¹⁵	1.4790 ²⁵	s EtOH, ace
2599	2-Cyclohexen-1-one		C ₆ H ₈ O	930-68-7	96.127	liq	-53	170	0.9620 ²⁵	1.4883 ²⁰	vs EtOH; s ace
2600	1-Cyclohexen-1-ylbenzene		C ₁₂ H ₁₄	771-98-2	158.239	liq	-11	252	0.9939 ²⁰	1.5718 ²⁰	vs MeOH
2601	2-(1-Cyclohexen-1-yl)cyclohexanone		C ₁₂ H ₁₈ O	1502-22-3	178.270			116 ³		1.5070 ²⁰	
2602	1-(1-Cyclohexen-1-yl)ethanone		C ₈ H ₁₂ O	932-66-1	124.180		73	201.5	0.9655 ²⁰	1.4881 ²⁰	s EtOH, eth
2603	3-Cyclohexenylmethyl 3-cyclohexenecarboxylate		C ₁₄ H ₂₀ O ₂	2611-00-9	220.308	liq		153 ⁷ , 109 ¹⁶			
2604	4-(3-Cyclohexen-1-yl)pyridine		C ₁₁ H ₁₃ N	70644-46-1	159.228		22.1	226	1.0222 ²⁵	1.5466 ²⁵	
2605	Cycloheximide		C ₁₅ H ₂₃ NO ₄	66-81-9	281.349	pl (al)	119				vs EtOH
2606	Cyclohexyl acetate		C ₈ H ₁₄ O ₂	622-45-7	142.196			173; 96 ²⁵	0.968 ²⁰	1.442 ²⁰	vs eth, EtOH
2607	Cyclohexyl acrylate		C ₉ H ₁₄ O ₂	3066-71-5	154.206			183; 88 ²⁰	1.0275 ²⁰	1.4673 ²⁰	i H ₂ O; msc EtOH, eth; s chl
2608	Cyclohexylamine	Cyclohexanamine	C ₆ H ₁₃ N	108-91-8	99.174	liq	-17.8	134	0.8191 ²⁰	1.4625 ¹⁵	s H ₂ O, ctc; vs EtOH; msc eth, ace, bz
2609	Cyclohexylamine hydrochloride	Cyclohexanamine hydrochloride	C ₆ H ₁₄ ClN	4998-76-9	135.635	nd (w, al-eth)	206.5				vs H ₂ O, EtOH
2610	2-(Cyclohexylaminothio)benzothiazole		C ₁₃ H ₁₆ N ₂ S ₂	95-33-0	264.409		103				
2611	<i>N</i> -Cyclohexylaniline		C ₁₂ H ₁₇ N	1821-36-9	175.270	mcl pr	16	279; 192 ⁷³	1.0155 ²⁰	1.5610 ²⁰	i H ₂ O; s EtOH, eth, bz
2612	Cyclohexylbenzene		C ₁₂ H ₁₆	827-52-1	160.255	pl	7.07	240.1	0.9427 ²⁰	1.5329 ²⁰	i H ₂ O; vs EtOH; s eth; sl ctc
2613	Cyclohexyl benzoate		C ₁₃ H ₁₆ O ₂	2412-73-9	204.265		<-10	285	1.0429 ²⁰	1.5200 ²⁰	i H ₂ O; s EtOH, eth
2614	Cyclohexyl butanoate		C ₁₀ H ₁₈ O ₂	1551-44-6	170.249			213	0.9572 ²⁰		i H ₂ O; s EtOH; sl ctc
2615	3-Cyclohexyl-2-butenic acid	Cicrotoic acid	C ₁₀ H ₁₆ O ₂	25229-42-9	168.233	pr (aq-MeOH)	85.5				
2616	Cyclohexyl chloroformate		C ₇ H ₁₁ ClO ₂	13248-54-9	162.614			87.5 ²⁷			vs eth
2617	Cyclohexylcyclohexane		C ₁₂ H ₂₂	92-51-3	166.303		4	238			sl H ₂ O; s EtOH, eth
2618	Cyclohexyldiethylamine	<i>N,N</i> -Diethylcyclohexanamine	C ₁₀ H ₂₁ N	91-65-6	155.281			192; 85 ²⁰	0.8443 ²⁵		s EtOH; sl ctc
2619	Cyclohexyldimethylamine	<i>N,N</i> -Dimethylcyclohexanamine	C ₈ H ₁₇ N	98-94-2	127.228			162			
2620	2-Cyclohexyl-4,6-dinitrophenol		C ₁₂ H ₁₄ N ₂ O ₅	131-89-5	266.249	cry	104				sl H ₂ O; s bz, DMF
2621	(1,2-Cyclohexylenedinitrilo) tetraacetic acid monohydrate	CDTA	C ₁₄ H ₂₄ N ₂ O ₅	13291-61-7	364.349	cry (w)	215				
2622	1-Cyclohexylethanone		C ₈ H ₁₄ O	823-76-7	126.196			180.5	0.9176 ²⁰	1.4565 ¹⁶	i H ₂ O; s eth
2623	Cyclohexylethylamine	<i>N</i> -Ethylcyclohexanamine	C ₈ H ₁₇ N	5459-93-8	127.228			164	0.868 ⁹		sl H ₂ O, ctc; msc EtOH, eth



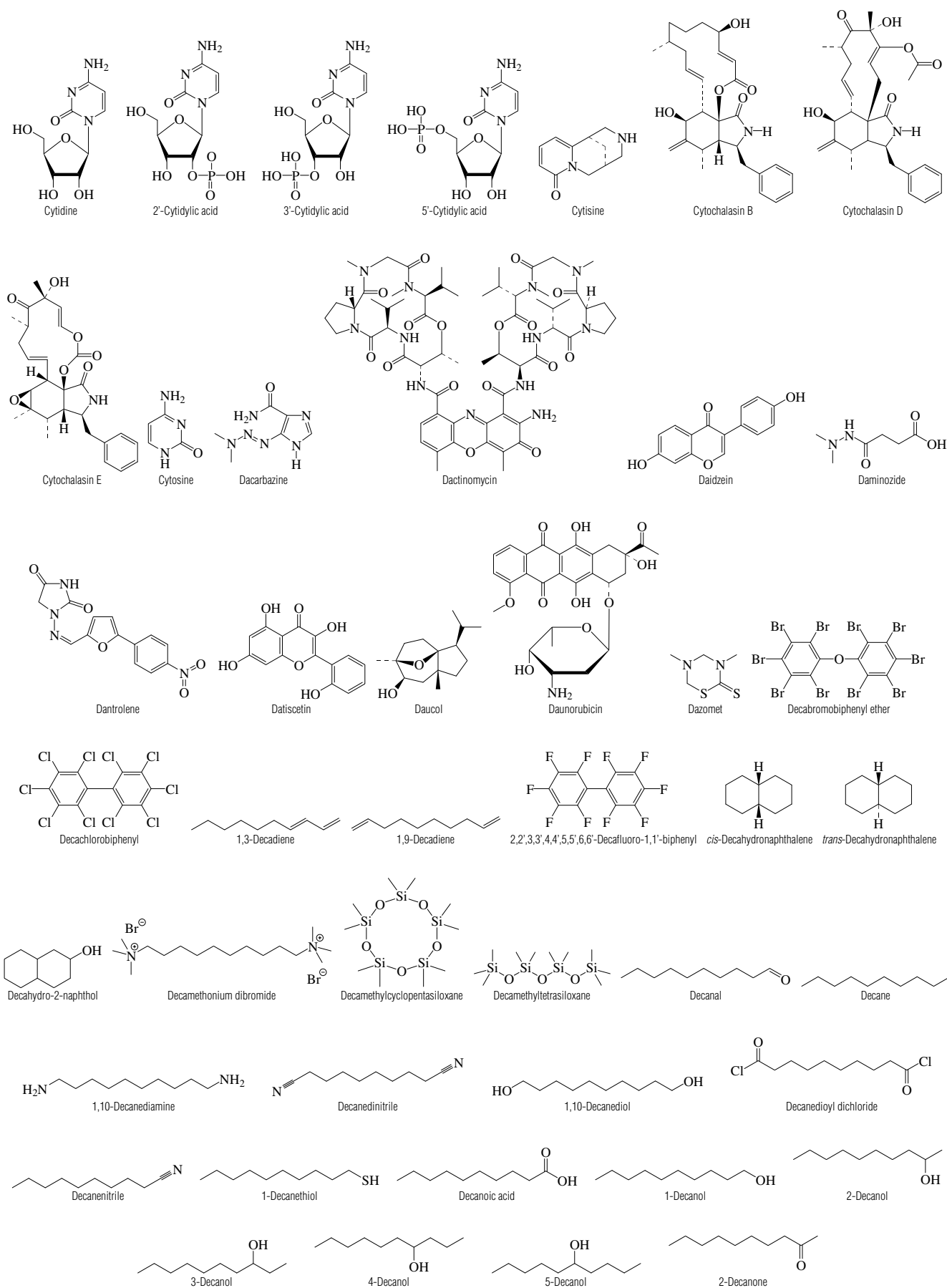
No.	Name	Synonym	Mol. Form.	CAS RN	Mol. Wt.	Physical Form	mp/°C	bp/°C	den/ g cm ⁻³	n _D	Solubility
2624	4-Cyclohexyl-3-ethyl-4 <i>H</i> -1,2,4-triazole	Hexazole	C ₁₀ H ₁₇ N ₃	4671-03-8	179.262	pr (eth)	89.5	227 ¹⁰			vs H ₂ O, bz, chl
2625	Cyclohexyl formate		C ₇ H ₁₂ O ₂	4351-54-6	128.169			162	1.0057 ⁹	1.4430 ²⁰	i H ₂ O; s EtOH, HOAc, HCOOH; vs eth
2626	Cyclohexyl hydroperoxide		C ₆ H ₁₂ O ₂	766-07-4	116.158		-20	42 ²¹	1.019 ²⁰	1.4645 ²⁵	vs eth, EtOH, HOAc
2627	Cyclohexylideneacetone		C ₈ H ₁₁ N	4435-18-1	121.180			107 ²²	0.9483 ¹⁵	1.4382 ²⁵	vs eth, EtOH
2628	2-Cyclohexylidene-cyclohexanone		C ₁₂ H ₁₈ O	1011-12-7	178.270	cry (MeOH aq)	56.5				
2629	Cyclohexyl isocyanate	Isocyanatocyclohexane	C ₇ H ₁₁ NO	3173-53-3	125.168			172	0.98 ²⁵	1.4551 ²⁰	
2630	Cyclohexylisopropylamine	<i>N</i> -Isopropylcyclohexanamine	C ₉ H ₁₉ N	1195-42-2	141.254			62 ¹²	0.859 ²⁵	1.4480 ²⁰	
2631	Cyclohexyl isothiocyanate	Isothiocyanatocyclohexane	C ₇ H ₁₁ NS	1122-82-3	141.234			221	1.0339 ²⁰	1.5375 ²⁰	i H ₂ O; s EtOH, eth; sl ctc
2632	Cyclohexylmagnesium chloride		C ₆ H ₁₁ ClMg	931-51-1	142.909	hyg liq					s eth
2633	Cyclohexyl methacrylate		C ₁₀ H ₁₆ O ₂	101-43-9	168.233			210	0.9626 ²⁰	1.4578 ²⁰	
2634	Cyclohexylmethylamine	<i>N</i> -Methylcyclohexanamine	C ₇ H ₁₅ N	100-60-7	113.201			147	0.8660 ²³	1.4560 ²⁰	sl H ₂ O; vs EtOH; msc eth; s chl
2635	Cyclohexyl 2-methylpropanoate		C ₁₀ H ₁₈ O ₂	1129-47-1	170.249			204	0.9489 ⁹		vs eth, EtOH
2636	2-Cyclohexylphenol		C ₁₂ H ₁₆ O	119-42-6	176.254	nd (lig)	56.5				vs EtOH, HOAc
2637	4-Cyclohexylphenol		C ₁₂ H ₁₆ O	1131-60-8	176.254	nd (bz)	133	294; 133 ⁴			i H ₂ O; vs EtOH, eth; s bz; sl lig
2638	α-Cyclohexyl-α-phenyl-1-piperidinepropanol	Trihexphenidyl	C ₂₀ H ₃₁ NO	144-11-6	301.466		114				
2639	Cyclohexyl propanoate		C ₉ H ₁₆ O ₂	6222-35-1	156.222			193; 93 ²⁵	0.9359 ²⁰	1.4403 ²⁰	i H ₂ O; s EtOH, eth, ace, ctc
2640	Cyclohexylsulfamic acid	Cyclamic acid	C ₆ H ₁₃ NO ₃ S	100-88-9	179.237		169.5				vs alk
2641	Cyclononane		C ₉ H ₁₈	293-55-0	126.239			11	0.8463 ²⁵	1.4666 ²⁰	
2642	Cyclononane		C ₉ H ₁₆ O	3350-30-9	140.222		34	148 ²⁴ , 94 ¹²	0.9560 ²⁰	1.4729 ²⁰	s EtOH
2643	1,4-Cyclooctadiene		C ₈ H ₁₂	1073-07-0	108.181	liq	-53	145	0.8754 ²⁰		
2644	<i>cis,cis</i> -1,5-Cyclooctadiene		C ₈ H ₁₂	111-78-4	108.181	liq	-56.4	150.5	0.883 ²⁰	1.4905 ²⁵	vs bz
2645	Cyclooctanamine	Aminocyclooctane	C ₈ H ₁₇ N	5452-37-9	127.228	liq	-48	190	0.928 ²⁵	1.4804 ²⁰	
2646	Cyclooctane		C ₈ H ₁₆	292-64-8	112.213		14.59	149	0.8349 ²⁰	1.4586 ²⁰	i H ₂ O; s bz, lig
2647	Cyclooctanol		C ₈ H ₁₆ O	696-71-9	128.212		25.1	99 ¹⁶	0.9740 ²⁰	1.4871 ²⁰	s EtOH
2648	Cyclooctanone		C ₈ H ₁₄ O	502-49-8	126.196		29	196	0.9581 ²⁰	1.4694 ²⁰	i H ₂ O; s EtOH, ace, bz; sl ctc
2649	1,3,5,7-Cyclooctatetraene	[8]Annulene	C ₈ H ₈	629-20-9	104.150	liq	-2.4	140.5	0.9206 ²⁰	1.5381 ²⁰	s EtOH, eth, ace, bz
2650	1,3,5-Cyclooctatriene		C ₈ H ₁₀	1871-52-9	106.165	liq	-83	145.5	0.8971 ²⁵	1.5035 ²⁵	
2651	<i>cis</i> -Cyclooctene		C ₈ H ₁₄	931-87-3	110.197	liq	-12	138	0.8472 ²⁰	1.4698 ²⁰	s EtOH, eth, ctc
2652	<i>trans</i> -Cyclooctene		C ₈ H ₁₄	931-89-5	110.197	liq	-59	143	0.8483 ²⁰	1.4741 ²⁵	s EtOH, chl; sl ctc
2653	Cyclooctyne		C ₈ H ₁₂	1781-78-8	108.181			158	0.868 ²⁰	1.4850 ²⁰	
2654	Cycloamine	11-Deoxojervine	C ₂₇ H ₄₁ NO ₂	4449-51-8	411.621	nd (EtOH)	237				
2655	Cyclopentadecane		C ₁₅ H ₃₀	295-48-7	210.399	nd (MeOH)	61.3		0.8364 ⁶¹	1.4592 ⁶¹	
2656	Cyclopentadecanol	Exaltol	C ₁₅ H ₃₀ O	4727-17-7	226.398	cry (MeOH)	80.5	177 ¹¹ , 145 ³	0.930 ²⁰	1.4555 ⁹⁸	
2657	Cyclopentadecanone		C ₁₅ H ₂₈ O	502-72-7	224.382		63	120 ^{9,3}	0.8895 ²⁵	1.4637 ⁶⁰	sl H ₂ O; s EtOH, ace
2658	1,3-Cyclopentadiene	Pyropentylene	C ₅ H ₆	542-92-7	66.102	liq	-85	41	0.8021 ²⁰	1.4440 ²⁰	i H ₂ O; msc EtOH, eth, bz; s ace
2659	Cyclopentane	Pentamethylene	C ₅ H ₁₀	287-92-3	70.133	liq	-93.4	49.3	0.7457 ²⁰	1.4065 ²⁰	i H ₂ O; msc EtOH, eth, ace, bz, peth, ctc
2660	Cyclopentaneacetic acid		C ₇ H ₁₂ O ₂	1123-00-8	128.169	pl	13.5	228	1.0216 ¹⁸	1.4523 ¹⁸	
2661	Cyclopentanecarbonitrile	Cyanocyclopentane	C ₆ H ₉ N	4254-02-8	95.142	liq	-76	170; 67 ¹⁰	0.912	1.4410 ²⁰	
2662	Cyclopentanecarboxaldehyde		C ₆ H ₁₀ O	872-53-7	98.142			133.5	0.9371 ²⁰	1.4432 ²⁰	vs H ₂ O, eth, EtOH
2663	Cyclopentanecarboxylic acid	Cyclopentanoic acid	C ₆ H ₁₀ O ₂	3400-45-1	114.142	liq	-7	212; 104 ¹¹	1.0527 ²⁰	1.4532 ²⁰	sl H ₂ O, ctc; s MeOH
2664	<i>cis</i> -1,2-Cyclopentanediol		C ₅ H ₁₀ O ₂	5057-98-7	102.132		30	124 ²⁹ , 100 ¹⁰			
2665	<i>trans</i> -1,2-Cyclopentanediol		C ₅ H ₁₀ O ₂	5057-99-8	102.132		54.7	226; 136 ²¹			
2666	Cyclopentanemethanol		C ₆ H ₁₂ O	3637-61-4	100.158			163	0.9332 ²⁰	1.4579 ²⁰	
2667	Cyclopentanepropanoic acid		C ₈ H ₁₄ O ₂	140-77-2	142.196			158 ²⁶ , 131 ¹²	1.0100 ¹⁷	1.4570 ²⁰	
2668	Cyclopentanethiol	Cyclopentyl mercaptan	C ₅ H ₁₀ S	1679-07-8	102.198			132.1	0.9550 ²⁰		
2669	Cyclopentanol	Cyclopentyl alcohol	C ₅ H ₁₀ O	96-41-3	86.132	liq	-17.5	140.42	0.9488 ²⁰	1.4530 ²⁰	sl H ₂ O, ctc; s EtOH, eth, ace
2670	Cyclopentanone	Adipic ketone	C ₅ H ₈ O	120-92-3	84.117	liq	-51.90	130.57	0.9487 ²⁰	1.4366 ²⁰	i H ₂ O; s EtOH, ace, ctc, hx; msc eth
2671	Cyclopentanone oxime		C ₅ H ₉ NO	1192-28-5	99.131		57.8	196			vs H ₂ O, bz



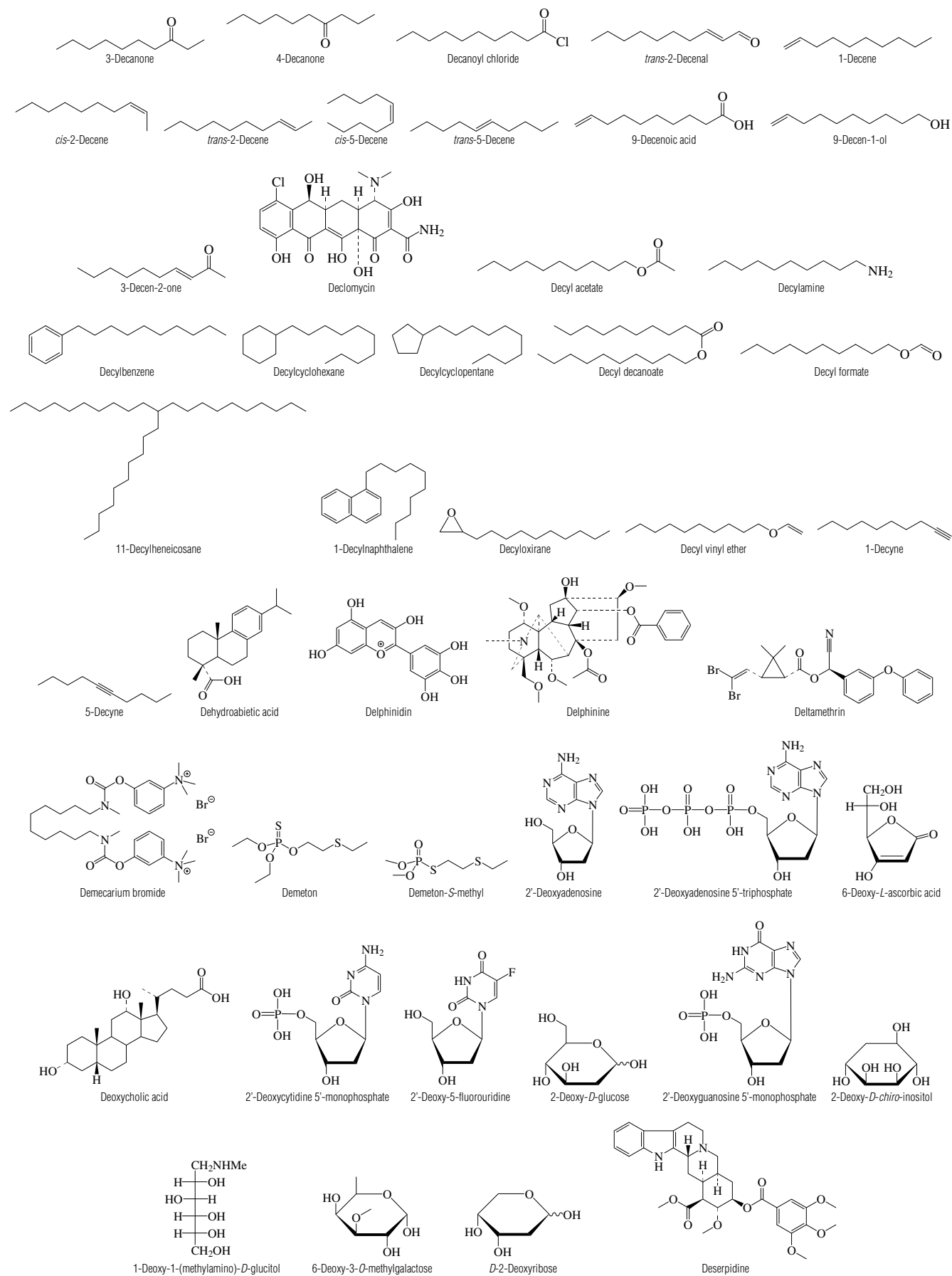
No.	Name	Synonym	Mol. Form.	CAS RN	Mol. Wt.	Physical Form	mp/°C	bp/°C	den/ g cm ⁻³	n _D	Solubility
2672	Cyclopentene		C ₅ H ₈	142-29-0	68.118	liq	-135.0	44.2	0.7720 ²⁰	1.4225 ²⁰	i H ₂ O; s EtOH, eth, bz, ctc, peth
2673	1-Cyclopentenecarbonitrile	1-Cyanocyclopentene	C ₆ H ₇ N	3047-38-9	93.127	liq		81 ³⁰			
2674	1-Cyclopentene-1-carboxaldehyde		C ₆ H ₈ O	6140-65-4	96.127	liq	-32	146	0.970 ²¹	1.4872 ¹⁷	
2675	2-Cyclopentene-1-tridecanoic acid, (S)	Chaulmoogric acid	C ₁₈ H ₃₂ O ₂	29106-32-9	280.446	pl or lf (al, HOAc)	68.5	247 ²⁰			vs eth, chl
2676	2-Cyclopentene-1-undecanoic acid, (R)	Hydnocarpic acid	C ₁₆ H ₂₈ O ₂	459-67-6	252.392		60.5				vs EtOH, chl, peth
2677	2-Cyclopenten-1-one		C ₆ H ₈ O	930-30-3	82.101			136; 40 ¹²	0.989 ¹⁵	1.4629 ¹⁵	vs eth, EtOH
2678	3-Cyclopenten-1-one		C ₆ H ₈ O	14320-37-7	82.101	liq		28 ¹⁷			
2679	N-(1-Cyclopenten-1-yl)pyrrolidine	1-Pyrrolidinylcyclopentene	C ₉ H ₁₃ N	7148-07-4	137.222			105 ¹⁵		1.5128 ²⁰	
2680	Cyclopenthiiazide		C ₁₃ H ₁₈ ClN ₃ O ₄ S ₂	742-20-1	379.883			238			
2681	Cyclopentobarbital		C ₁₂ H ₁₄ N ₂ O ₃	76-68-6	234.250	cry (w, dil al)	139.5				sl H ₂ O; vs EtOH
2682	Cyclopentylamine	Cyclopentanamine	C ₅ H ₁₁ N	1003-03-8	85.148	liq	-82.7	108	0.8689 ²⁰	1.4728 ²⁵	s ace, bz, chl
2683	Cyclopentylbenzene		C ₁₁ H ₁₄	700-88-9	146.229			219	0.9462 ²⁰	1.5280 ²⁰	vs eth
2684	2-Cyclopentylidenecyclopentanone		C ₁₀ H ₁₄ O	825-25-2	150.217			135 ²⁵	1.0179 ¹⁸	1.5215 ¹⁸	
2685	Cyclopentyl methyl sulfide		C ₉ H ₁₂ S	7133-36-0	116.224			156.2			
2686	Cyclophosphamide	Cyclophosphane	C ₇ H ₁₅ Cl ₂ N ₂ O ₂ P	50-18-0	261.086		43				vs H ₂ O; sl bz, chl, diox, EtOH
2687	Cycloposine		C ₃₃ H ₅₁ NO ₇	23185-94-6	573.761		268				
2688	Cyclopropane	Trimethylene	C ₃ H ₆	75-19-4	42.080	col gas	-127.58	-32.81	0.617 ²⁵ (p>1 atm)	1.3799 ⁴²	s H ₂ O, bz, peth; vs EtOH, eth
2689	Cyclopropanecarbonitrile	Cyclopropyl cyanide	C ₄ H ₅ N	5500-21-0	67.090			135.1	0.8946 ²⁰	1.4229 ²⁰	s eth, hx; sl ctc
2690	Cyclopropanecarbonyl chloride		C ₃ H ₄ ClO	4023-34-1	104.535			119	1.1516 ²⁰		
2691	Cyclopropanecarboxaldehyde	Formylcyclopropane	C ₄ H ₆ O	1489-69-6	70.090	liq		100	0.938	1.4298 ²⁰	
2692	Cyclopropanecarboxylic acid		C ₄ H ₆ O ₂	1759-53-1	86.090		18.5	183	1.0885 ²⁰	1.4390 ²⁰	s H ₂ O, EtOH, eth; sl ctc
2693	1,1-Cyclopropanedicarboxylic acid		C ₅ H ₆ O ₄	598-10-7	130.100	pr or nd (chl) pr (w +1)	140.5				vs H ₂ O, eth
2694	Cyclopropanemethanol		C ₃ H ₆ O	2516-33-8	72.106			124	0.911 ²⁵		sl ctc
2695	Cyclopropanone		C ₃ H ₄ O	5009-27-8	56.063		stable only at low temp.				
2696	Cyclopropene		C ₃ H ₄	2781-85-3	40.064	gas		dec -36			
2697	Cyclopropylamine	Cyclopropanamine	C ₃ H ₇ N	765-30-0	57.095	liq	-35.39	50.5	0.8240 ²⁰	1.4210 ²⁰	msc H ₂ O; s EtOH, eth, chl
2698	Cyclopropylbenzene		C ₉ H ₁₀	873-49-4	118.175	liq	-31	173.6; 80 ³⁷	0.9317 ²⁰	1.5285 ²⁰	i H ₂ O; s eth, ace, chl
2699	Cyclopropyl methyl ether		C ₄ H ₈ O	540-47-6	72.106	liq	-119	44.7	0.8100 ²⁰	1.3802 ²⁰	vs H ₂ O, bz, eth, EtOH
2700	Cyclopropyl methyl ketone		C ₅ H ₈ O	765-43-5	84.117	liq	-68.3	111.3	0.8984 ²⁰	1.4251 ²⁰	vs H ₂ O, eth, EtOH
2701	Cyclotetramethylenetetranitramine	HMX	C ₄ H ₈ N ₄ O ₈	2691-41-0	296.156	cry	286	exp			
2702	Cyclothiazide		C ₁₄ H ₁₈ ClN ₃ O ₄ S ₂	2259-96-3	389.878		234				
2703	Cycluron	N'-Cyclooctyl-N,N-dimethylurea	C ₁₁ H ₂₂ N ₂ O	2163-69-1	198.305	cry	138				sl H ₂ O; s bz, ace; vs MeOH
2704	Cyfluthrin		C ₂₂ H ₁₈ Cl ₂ FNO ₃	68359-37-5	434.287		60				
2705	Cygon		C ₆ H ₁₂ NO ₃ PS ₂	60-51-5	229.258		52	1170 ¹	1.277 ⁶⁵		
2706	Cyhalothrin	2,2-Dimethylcyclopropanecarboxylate	C ₂₃ H ₁₉ ClF ₃ NO ₃	91465-08-6	449.850		49.2				
2707	Cyhexatin	Stannane, tricyclohexylhydroxy-	C ₁₈ H ₃₄ OSn	13121-70-5	385.172		196				
2708	Cypermethrin		C ₂₂ H ₁₉ Cl ₂ NO ₃	52315-07-8	416.297		70		1.25 ²⁰		
2709	Cyprazine		C ₉ H ₁₄ ClN ₅	22936-86-3	227.694		167				
2710	Cyproheptadine		C ₂₁ H ₂₁ N	129-03-3	287.399	cry (EtOH aq)	113				
2711	Cyromazine	N-Cyclopropyl-1,3,5-triazine-2,4,6-triamine	C ₆ H ₁₀ N ₆	66215-27-8	166.183	cry	220				
2712	Cystamine dihydrochloride		C ₄ H ₁₄ Cl ₂ N ₂ S ₂	56-17-7	225.203	nd (MeOH)	218 dec				vs H ₂ O, EtOH
2713	Cysteamine		C ₂ H ₇ NS	60-23-1	77.149	cry (sub)	99.5	dec			vs H ₂ O, EtOH
2714	L-Cysteic acid		C ₃ H ₇ NO ₃ S	13100-82-8	169.157	cry	260 dec				s H ₂ O; i EtOH
2715	L-Cysteine	Propanoic acid, 2-amino-3-mercapto-, (R)-	C ₃ H ₇ NO ₂ S	52-90-4	121.159	cry (w)	240 dec				vs H ₂ O, ace, EtOH
2716	L-Cysteine, ethyl ester, hydrochloride		C ₅ H ₁₂ ClNO ₂ S	868-59-7	185.673		125.8				vs H ₂ O
2717	L-Cysteine, hydrochloride		C ₃ H ₇ ClNO ₂ S	52-89-1	157.620	cry	175 dec				s H ₂ O
2718	L-Cystine	3,3'-Dithiobis(2-aminopropanoic acid)	C ₆ H ₁₂ N ₂ O ₄ S ₂	56-89-3	240.300	hex pl or pr (w)	260 dec		1.677 ²⁵		sl H ₂ O; i EtOH, eth, bz; s acid, alk
2719	Cytarabine	Cytosine arabinoside	C ₉ H ₁₃ N ₅ O ₅	147-94-4	243.216	pr (EtOH aq)	212				s H ₂ O



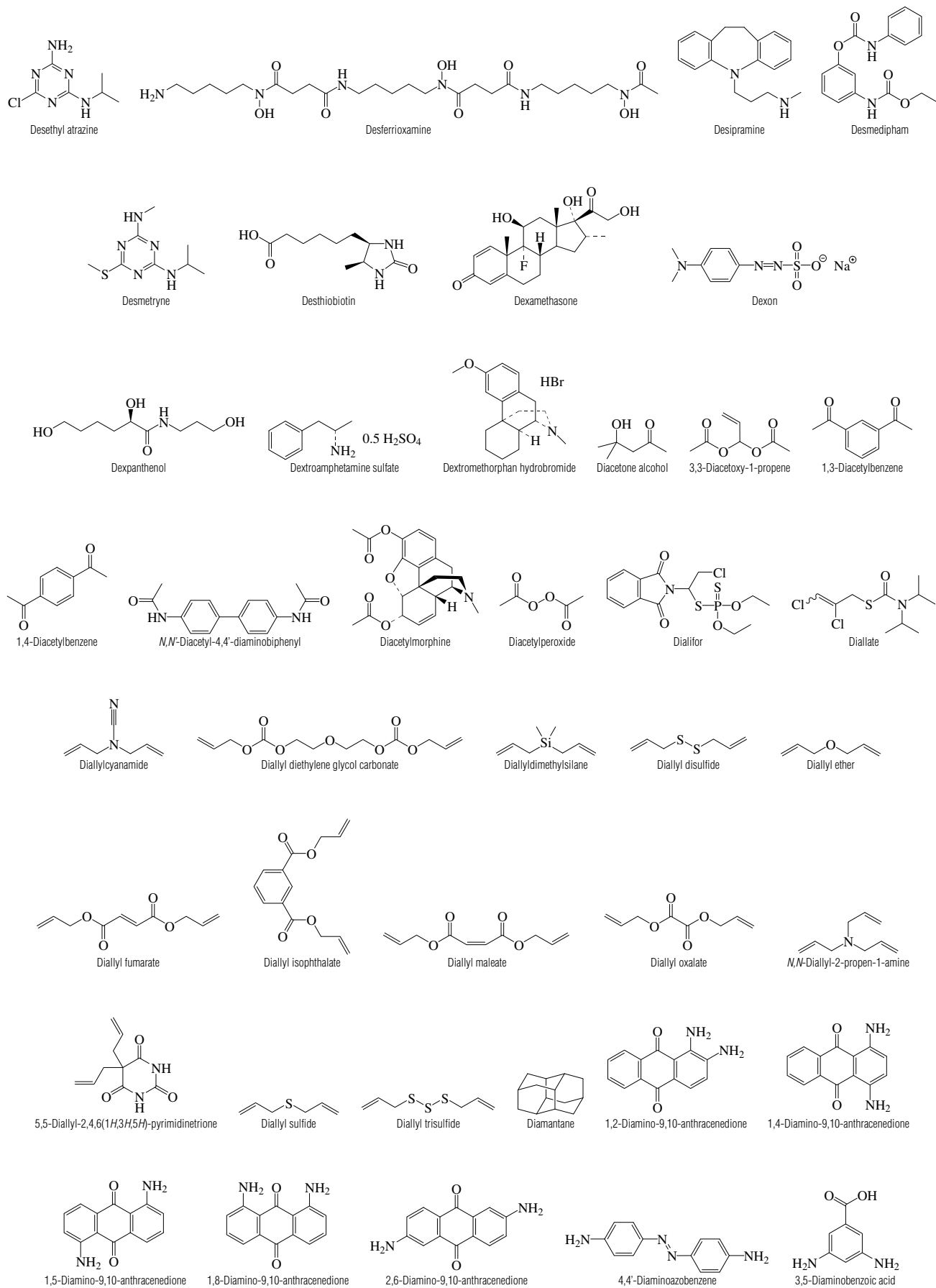
No.	Name	Synonym	Mol. Form.	CAS RN	Mol. Wt.	Physical Form	mp/°C	bp/°C	den/ g cm ⁻³	n _D	Solubility
2720	Cytidine	4-Amino-1-β-D-ribofuranosyl-2(1H)-pyrimidinone	C ₉ H ₁₃ N ₃ O ₅	65-46-3	243.216	nd (dil al)	230 dec				vs H ₂ O; sl EtOH
2721	2'-Cytidylic acid	Cytidine 2'-monophosphate	C ₉ H ₁₄ N ₃ O ₈ P	85-94-9	323.196		239 dec				
2722	3'-Cytidylic acid	Cytidine 3'-monophosphate	C ₉ H ₁₄ N ₃ O ₈ P	84-52-6	323.196		233 dec				s H ₂ O, EtOH
2723	5'-Cytidylic acid	Cytidine 5'-monophosphate	C ₉ H ₁₄ N ₃ O ₈ P	63-37-6	323.196	orth nd	233 dec				vs H ₂ O, EtOH
2724	Cytisine	Sophorine	C ₁₁ H ₁₄ N ₂ O	485-35-8	190.241	pr	153	218 ²			vs H ₂ O, EtOH, MeOH; s bz, ace
2725	Cytochalasin B		C ₂₉ H ₃₇ NO ₅	14930-96-2	479.608	nd (ace)	219				
2726	Cytochalasin D	Zygosporin A	C ₃₀ H ₃₇ NO ₆	22144-77-0	507.618	nd (ace/peth)	270				
2727	Cytochalasin E		C ₂₈ H ₃₃ NO ₇	36011-19-5	495.565		207				
2728	Cytosine		C ₄ H ₅ N ₃ O	71-30-7	111.102	mcl or tcl pl (w+1)	322 dec				s H ₂ O; sl EtOH, chl; i eth
2729	Dacarbazine	5-(3,3-Dimethyl-1-triazenyl)-1H-imidazole-4-carboxamide	C ₆ H ₈ N ₆ O	4342-03-4	182.182	cry	205				
2730	Dactinomycin		C ₆₂ H ₈₆ N ₁₂ O ₁₆	50-76-0	1255.416		245 dec				
2731	Daidzein	7-Hydroxy-3-(4-hydroxyphenyl)-4H-1-benzopyran-4-one	C ₁₅ H ₁₀ O ₄	486-66-8	254.238	pa ye pr (50% al)	323 dec	sub			s EtOH, eth
2732	Daminozide	Butanedioic acid, mono(2,2-dimethylhydrazide)	C ₆ H ₁₂ N ₂ O ₃	1596-84-5	160.170		154.5				
2733	Dantrolene		C ₁₄ H ₁₀ N ₂ O ₅	7261-97-4	314.253	cry (DMF aq)	280				
2734	Datiscetin		C ₁₅ H ₁₀ O ₆	480-15-9	286.236	pa ye nd (al, aq HOAc)	277.5				vs ace, eth, EtOH
2735	Daucol		C ₁₅ H ₂₆ O ₂	887-08-1	238.366	cry	114	128 ²			
2736	Daunorubicin		C ₂₇ H ₂₉ NO ₁₀	20830-81-3	527.520	red nd	208				
2737	Dazomet		C ₅ H ₁₀ N ₂ S ₂	533-74-4	162.276	nd (bz)	106				reac H ₂ O; s EtOH
2738	Decabromobiphenyl ether	Bis(pentabromophenyl) ether	C ₁₂ Br ₁₀ O	1163-19-5	959.167	ye pr (tol)	305				i H ₂ O
2739	Decachlorobiphenyl		C ₁₂ Cl ₁₀	2051-24-3	498.658	cry (bz)	309				i H ₂ O
2740	1,3-Decadiene	1-Hexyl-1,3-butadiene	C ₁₀ H ₁₈	2051-25-4	138.250			169	0.752 ³⁰		vs bz
2741	1,9-Decadiene		C ₁₀ H ₁₈	1647-16-1	138.250			167	0.75 ²⁵	1.4325 ²⁰	
2742	2,2',3,3',4,4',5,5',6,6'-Decafluoro-1,1'-biphenyl		C ₁₂ F ₁₀	434-90-2	334.112		67.5	206	1.785 ²⁰		
2743	cis-Decahydronaphthalene	cis-Decalin	C ₁₀ H ₁₈	493-01-6	138.250	liq	-42.9	195.8	0.8965 ²⁰	1.4810 ²⁰	i H ₂ O; msc EtOH; vs eth, ace, chl
2744	trans-Decahydronaphthalene	trans-Decalin	C ₁₀ H ₁₈	493-02-7	138.250	liq	-30.4	187.3	0.8659 ²⁵	1.4695 ²⁰	i H ₂ O; vs EtOH, eth, ace; msc bz; sl MeOH
2745	Decahydro-2-naphthol	Decahydro-β-naphthol	C ₁₀ H ₁₈ O	825-51-4	154.249			109 ¹⁴	0.996 ²⁵	1.4992 ²⁰	
2746	Decamethonium dibromide		C ₁₆ H ₃₈ Br ₂ N ₂	541-22-0	418.294	cry (MeOH/ace)	269 dec				i eth
2747	Decamethylcyclopentasiloxane		C ₁₀ H ₃₀ O ₃ Si ₅	541-02-6	370.770	liq	-38	210	0.9593 ²⁰	1.3982 ²⁰	i H ₂ O
2748	Decamethyltetrasiloxane		C ₁₀ H ₃₀ O ₃ Si ₄	141-62-8	310.685	liq	-76	194	0.8536 ²⁵	1.3895 ²⁰	i H ₂ O; sl EtOH; s bz, peth
2749	Decanal	Capraldehyde	C ₁₀ H ₂₀ O	112-31-2	156.265	liq	-4.0	208.5	0.830 ¹⁵	1.4287 ²⁰	i H ₂ O; s EtOH, eth, ace; sl ctc
2750	Decane		C ₁₀ H ₂₂	124-18-5	142.282	liq	-29.6	174.15	0.7266 ²⁵	1.4090 ²⁵	i H ₂ O; msc EtOH; s eth; sl ctc
2751	1,10-Decanediamine		C ₁₀ H ₂₄ N ₂	646-25-3	172.311		59.73	140 ¹²			
2752	Decanedinitrile		C ₁₀ H ₁₆ N ₂	1871-96-1	164.247		7.6	204 ¹⁶	0.913 ²⁰	1.4474 ²⁰	i H ₂ O; s chl
2753	1,10-Decanediol	Decamethylene glycol	C ₁₀ H ₂₂ O ₂	112-47-0	174.281	nd (w, dil al)	74	192 ²⁰			sl H ₂ O, eth; vs EtOH; s DMSO; i lig
2754	Decanedioyl dichloride		C ₁₀ H ₁₆ Cl ₂ O ₂	111-19-3	239.139		-1.3	220 ⁷⁵ , 165 ¹¹	1.1212 ²⁰	1.4684 ¹⁸	
2755	Decanenitrile	Caprinitrile	C ₁₀ H ₁₉ N	1975-78-6	153.265	liq	-17.9	243; 106 ¹⁰	0.8199 ²⁰	1.4296 ²⁰	vs ace, eth, EtOH, chl
2756	1-Decanethiol	Decyl mercaptan	C ₁₀ H ₂₂ S	143-10-2	174.347	liq	-26	240.6	0.8443 ²⁰	1.4509 ²⁰	i H ₂ O; s EtOH, eth
2757	Decanoic acid	Capric acid	C ₁₀ H ₂₀ O ₂	334-48-5	172.265	nd	31.4	268.7	0.8858 ⁴⁰	1.4288 ⁴⁰	i H ₂ O; vs ace, bz, eth, EtOH
2758	1-Decanol	Capric alcohol	C ₁₀ H ₂₂ O	112-30-1	158.281		6.9	231.1	0.8297 ²⁰	1.4372 ²⁰	i H ₂ O; msc EtOH, eth, ace, bz, chl; s ctc
2759	2-Decanol		C ₁₀ H ₂₂ O	74742-10-2	158.281	liq	-1.2	211	0.8250 ²⁰	1.4326 ²⁵	s EtOH, bz; msc eth, ace; sl ctc
2760	3-Decanol		C ₁₀ H ₂₂ O	1565-81-7	158.281	liq	-7.5	213; 101 ¹²	0.827 ²⁰	1.434 ²⁰	
2761	4-Decanol	1-Propylheptyl alcohol	C ₁₀ H ₂₂ O	2051-31-2	158.281	liq	-11	210.5	0.8261 ²⁰	1.4320 ²⁰	i H ₂ O; s EtOH, ctc
2762	5-Decanol		C ₁₀ H ₂₂ O	5205-34-5	158.281	liq	8.7	201	0.824 ²⁰	1.4333 ²⁰	
2763	2-Decanone	Methyl octyl ketone	C ₁₀ H ₂₀ O	693-54-9	156.265	nd	14	210; 96 ¹²	0.8248 ²⁰	1.4255 ²⁰	i H ₂ O; s EtOH, eth; sl ctc



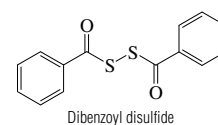
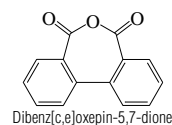
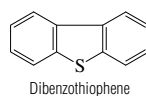
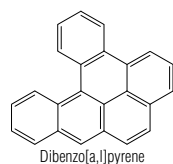
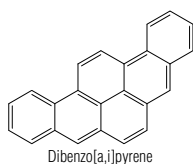
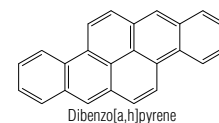
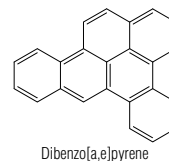
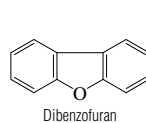
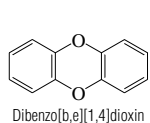
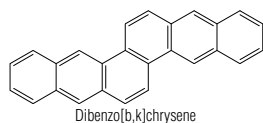
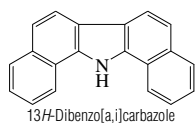
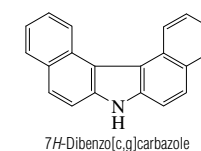
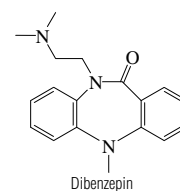
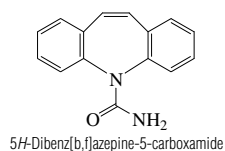
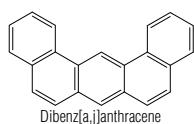
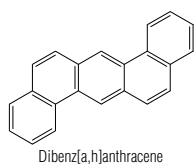
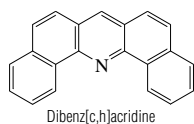
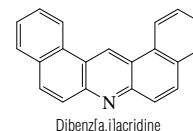
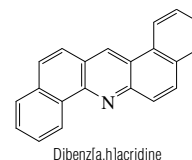
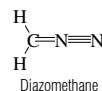
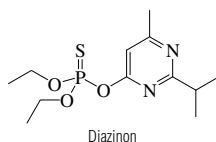
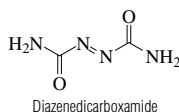
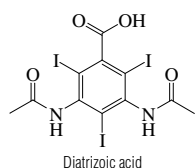
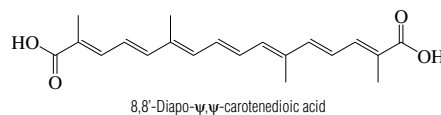
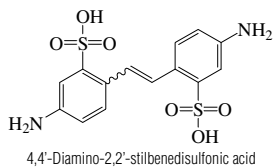
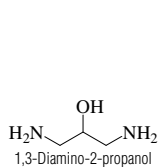
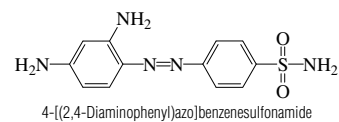
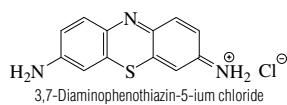
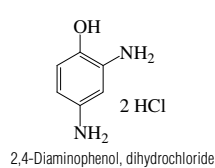
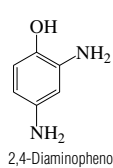
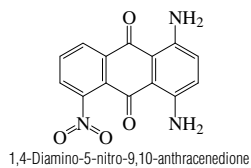
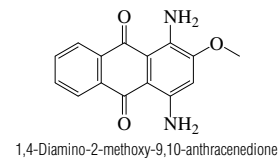
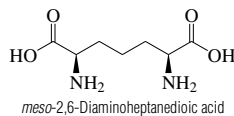
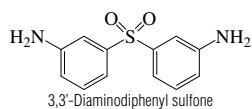
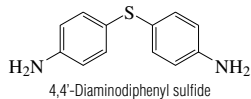
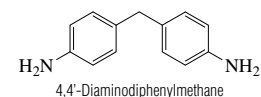
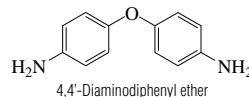
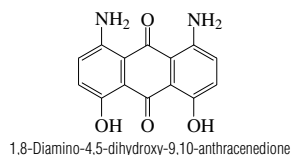
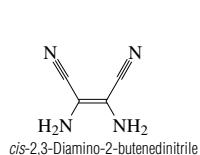
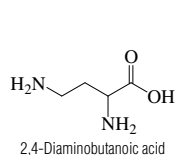
No.	Name	Synonym	Mol. Form.	CAS RN	Mol. Wt.	Physical Form	mp/°C	bp/°C	den/ g cm ⁻³	n _D	Solubility
2764	3-Decanone	Ethyl heptyl ketone	C ₁₀ H ₂₀ O	928-80-3	156.265	liq	1.3	203	0.8251 ²⁰	1.4252 ²⁰	s EtOH, eth, ctc
2765	4-Decanone	Hexyl propyl ketone	C ₁₀ H ₂₀ O	624-16-8	156.265	liq	-9	206.5	0.824 ²⁰	1.4240 ²¹	i H ₂ O; msc EtOH, eth
2766	Decanoyl chloride	Caprinoyl chloride	C ₁₀ H ₁₉ ClO	112-13-0	190.710	liq	-34.5	95	0.919 ²⁵	1.4410 ²⁰	s eth, ctc
2767	<i>trans</i> -2-Decenal		C ₁₀ H ₁₈ O	3913-81-3	154.249			230; 107 ¹¹			
2768	1-Decene		C ₁₀ H ₂₀	872-05-9	140.266	liq	-66.3	170.5	0.7408 ²⁰	1.4215 ²⁰	i H ₂ O; msc EtOH, eth
2769	<i>cis</i> -2-Decene		C ₁₀ H ₂₀	20348-51-0	140.266	col liq		174.2			
2770	<i>trans</i> -2-Decene		C ₁₀ H ₂₀	20063-97-2	140.266	col liq		173.3			
2771	<i>cis</i> -5-Decene		C ₁₀ H ₂₀	7433-78-5	140.266	col liq	-112	171; 73 ²⁰	0.7445 ²⁰	1.4258 ²⁰	i H ₂ O; msc EtOH, eth; sl ctc
2772	<i>trans</i> -5-Decene		C ₁₀ H ₂₀	7433-56-9	140.266	col liq	-73	171	0.7401 ²⁰	1.4243 ²⁰	i H ₂ O; msc EtOH, eth; sl ctc
2773	9-Decenoic acid	Caproic acid	C ₁₀ H ₁₈ O ₂	14436-32-9	170.249		26.5	158 ²¹ , 142 ⁴	0.9238 ¹⁵	1.4507 ¹⁵	vs eth, EtOH
2774	9-Decen-1-ol	Decylenic alcohol	C ₁₀ H ₂₀ O	13019-22-2	156.265			236	0.876 ²⁵	1.4480 ²⁰	
2775	3-Decen-2-one	Heptylidene acetone	C ₁₀ H ₁₈ O	10519-33-2	154.249			102 ^{15,3}	0.8473 ²⁰	1.4480 ²⁰	
2776	Declomycin	Demeclocycline	C ₂₁ H ₂₁ ClN ₂ O ₆	127-33-3	464.853	cry	176 dec				
2777	Decyl acetate		C ₁₂ H ₂₄ O ₂	112-17-4	200.318	liq	-15	244	0.8671 ²⁰	1.4273 ²⁰	i H ₂ O; s EtOH, eth, bz, ctc, HOAc
2778	Decylamine	1-Decanamine	C ₁₀ H ₂₃ N	2016-57-1	157.297		17	220.5	0.7936 ²⁰	1.4369 ²⁰	sl H ₂ O; msc EtOH, eth, ace, bz, chl
2779	Decylbenzene		C ₁₆ H ₂₆	104-72-3	218.377	liq	-14.4	293	0.8555 ²⁰	1.4832 ²⁰	vs ace, bz, eth, EtOH
2780	Decylcyclohexane		C ₁₆ H ₃₂	1795-16-0	224.425	liq	-0.9	299	0.8186 ²⁰	1.4534 ²⁰	
2781	Decylcyclopentane		C ₁₅ H ₃₀	1795-21-7	210.399	liq	-22	279	0.8110 ²⁰	1.4486 ²⁰	vs ace, bz, eth, EtOH
2782	Decyl decanoate		C ₂₀ H ₄₀ O ₂	1654-86-0	312.531		9.7	219 ¹⁵	0.8586 ²⁰	1.4423 ²⁰	vs eth
2783	Decyl formate		C ₁₁ H ₂₂ O ₂	5451-52-5	186.292	liq		243			
2784	11-Decylheneicosane		C ₃₁ H ₆₄	55320-06-4	436.840		10.0	282.0 ¹⁰	0.8116 ²⁰	1.4540 ²⁰	
2785	1-Decylnaphthalene		C ₂₀ H ₂₈	26438-27-7	268.436		15	379	0.9322 ²⁰	1.5435 ²⁰	
2786	Decyloxirane		C ₁₂ H ₂₄ O	2855-19-8	184.318					1.4347 ²⁵	sl ctc
2787	Decyl vinyl ether	1-(Ethenyloxy)decane	C ₁₂ H ₂₄ O	765-05-9	184.318		-41	101 ¹⁰	0.812 ²⁰	1.4346 ²⁰	
2788	1-Decyne	Octylacetylene	C ₁₀ H ₁₈	764-93-2	138.250	liq	-44	174	0.7655 ²⁰	1.4265 ²⁰	i H ₂ O; s EtOH, eth
2789	5-Decyne	Dibutylacetylene	C ₁₀ H ₁₈	1942-46-7	138.250	liq	-73	177; 78.8 ²⁵	0.7690 ²⁰	1.4331 ²⁰	i H ₂ O; s EtOH, eth
2790	Dehydroabietic acid	8,11,13-Abietatrien-18-oic acid	C ₂₀ H ₂₈ O ₂	1740-19-8	300.435	cry (EtOH aq)	172				
2791	Delphinidin		C ₁₅ H ₁₁ ClO ₇	528-53-0	338.697		>350				vs H ₂ O, EtOH, MeOH; s AcOEt
2792	Delphinine		C ₃₃ H ₄₅ NO ₉	561-07-9	599.712	orth (al)	199				i H ₂ O; s chl, ace, eth; vs EtOH
2793	Deltamethrin		C ₂₂ H ₁₉ Br ₂ NO ₃	52918-63-5	505.199		99				
2794	Demecarium bromide		C ₃₂ H ₅₂ Br ₂ N ₄ O ₄	56-94-0	716.588	hyg pow	165 dec				vs H ₂ O; sl ace; i ace, eth
2795	Demeton	Systox	C ₈ H ₁₉ O ₃ PS ₂	8065-48-3	258.339	oily liq		134 ²			i H ₂ O; s EtOH, tol
2796	Demeton-S-methyl		C ₈ H ₁₅ O ₃ PS ₂	919-86-8	230.285	ye liq		89 ¹⁵ , 118 ¹	1.20 ²⁰	1.5063 ²⁰	i H ₂ O; s os
2797	2'-Deoxyadenosine		C ₁₀ H ₁₃ N ₅ O ₅	958-09-8	251.242						sl H ₂ O
2798	2'-Deoxyadenosine 5'-triphosphate		C ₁₀ H ₁₆ N ₅ O ₁₂ P ₃	1927-31-7	491.182	cry (EtOH aq)					
2799	6-Deoxy-L-ascorbic acid		C ₆ H ₈ O ₅	528-81-4	160.125	pr (AcOEt)	168	sub 160			vs H ₂ O, ace, EtOH
2800	Deoxycholic acid	3,12-Dihydroxycholan-24-oic acid, (3 α ,5 β ,12 α)	C ₂₄ H ₄₀ O ₄	83-44-3	392.573	cry (al)	177				
2801	2'-Deoxycytidine 5'-monophosphate	2'-Deoxy-5'-cytidylic acid	C ₉ H ₁₄ N ₃ O ₇ P	1032-65-1	307.197	pow	183 dec				
2802	2'-Deoxy-5-fluorouridine	Floxuridine	C ₉ H ₁₁ FN ₂ O ₅	50-91-9	246.191	cry	150				
2803	2-Deoxy-D-glucose		C ₆ H ₁₂ O ₅	154-17-6	164.156		146.5				
2804	2'-Deoxyguanosine 5'-monophosphate	2'-Deoxy-5'-guanylic acid	C ₁₀ H ₁₄ N ₅ O ₇ P	902-04-5	347.222						s H ₂ O
2805	2-Deoxy-D-chiro-inositol	D-Quercitol	C ₆ H ₁₂ O ₅	488-73-3	164.156	pr (w, dil al)	236		1.5845 ¹³		vs H ₂ O
2806	1-Deoxy-1-(methylamino)-D-glucitol	N-Methylglucamine	C ₇ H ₁₇ NO ₅	6284-40-8	195.214	cry (MeOH)	128.5				s H ₂ O
2807	6-Deoxy-3-O-methylgalactose	Digitalose	C ₇ H ₁₄ O ₅	4481-08-7	178.183	nd (AcOEt)	119				vs H ₂ O
2808	D-2-Deoxyribose		C ₅ H ₁₀ O ₄	533-67-5	134.131		90				
2809	Deserpidine		C ₃₂ H ₃₈ N ₂ O ₆	131-01-1	578.652	nd or pr	230.5				i H ₂ O; s EtOH, chl



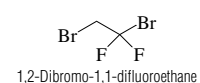
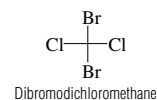
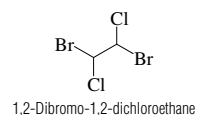
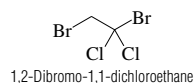
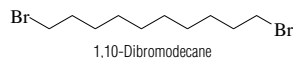
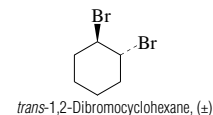
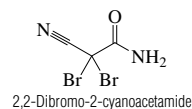
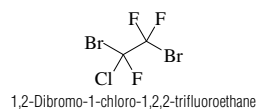
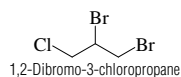
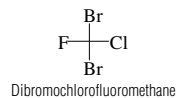
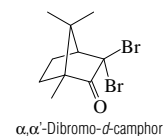
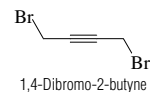
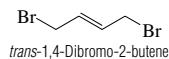
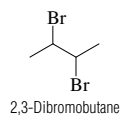
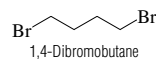
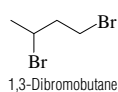
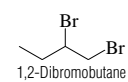
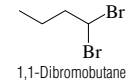
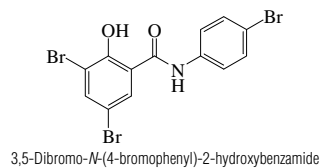
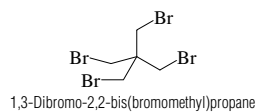
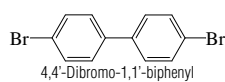
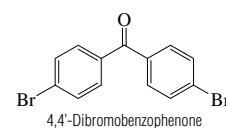
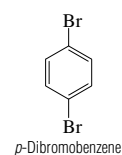
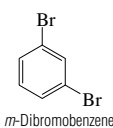
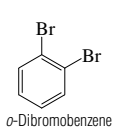
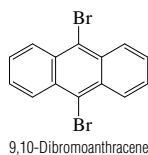
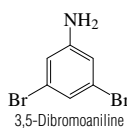
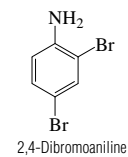
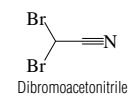
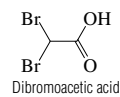
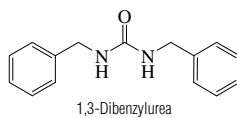
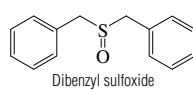
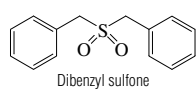
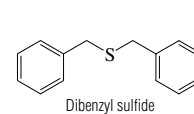
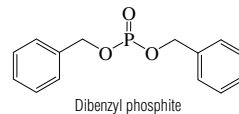
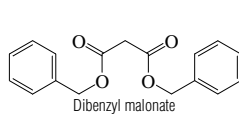
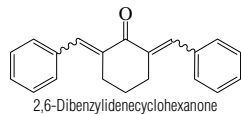
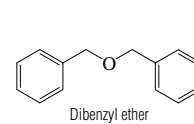
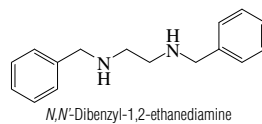
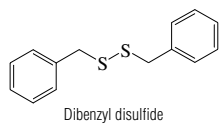
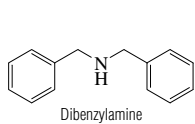
No.	Name	Synonym	Mol. Form.	CAS RN	Mol. Wt.	Physical Form	mp/°C	bp/°C	den/ g cm ⁻³	n _D	Solubility
2810	Desethyl atrazine	6-Chloro- <i>N</i> -isopropyl-1,3,5-triazine-2,4-diamine	C ₈ H ₁₀ ClN ₅	6190-65-4	187.630	cry	136				
2811	Desferrioxamine	Deferoxamine	C ₂₅ H ₄₈ N ₆ O ₈	70-51-9	560.684	cry (EtOH aq)	139				
2812	Desipramine		C ₁₈ H ₂₂ N ₂	50-47-5	266.381			173 ^{0.02}			
2813	Desmedipham		C ₁₆ H ₁₆ N ₂ O ₄	13684-56-5	300.309		120				
2814	Desmetryne		C ₈ H ₁₅ N ₅ S	1014-69-3	213.304	cry	85				
2815	Desthiobiotin		C ₁₀ H ₁₈ N ₂ O ₃	533-48-2	214.261	lo nd (H ₂ O)	157				s H ₂ O
2816	Dexamethasone		C ₂₂ H ₂₆ FO ₅	50-02-2	392.460		262				
2817	Dexon	Sodium dimethylaminobenzenediazofolate	C ₈ H ₁₀ N ₃ NaO ₃ S	140-56-7	251.238	ye-br pow					sl H ₂ O; s DMF
2818	Dexpanthenol		C ₉ H ₁₉ NO ₄	81-13-0	205.252	hyg oil		dec	1.20 ²⁰	1.497 ²⁰	vs H ₂ O, EtOH, MeOH; sl eth
2819	Dextroamphetamine sulfate		C ₁₈ H ₂₈ N ₂ O ₄ S	51-63-8	368.491		>300		1.15 ²⁵		vs H ₂ O
2820	Dextromethorphan hydrobromide		C ₁₈ H ₂₆ BrNO	125-69-9	352.309	wh cry pow	123				s EtOH, chl; i eth
2821	Diacetone alcohol	4-Hydroxy-4-methyl-2-pentanone	C ₆ H ₁₂ O ₂	123-42-2	116.158	liq	-44	167.9	0.9387 ²⁰	1.4213 ²⁰	msc H ₂ O, EtOH, eth; s chl
2822	3,3-Diacetoxy-1-propene		C ₇ H ₁₀ O ₄	869-29-4	158.152	liq	-37.6	180	1.0760 ²⁰	1.4193 ²⁰	vs ace, bz, eth, EtOH
2823	1,3-Diacetylbenzene		C ₁₀ H ₁₀ O ₂	6781-42-6	162.185		32	152 ¹⁵			sl H ₂ O, peth; s EtOH, bz, chl, HOAc
2824	1,4-Diacetylbenzene	4-Acetylacetophenone	C ₁₀ H ₁₀ O ₂	1009-61-6	162.185		113.0	128 ³			vs EtOH; sl chl
2825	<i>N,N'</i> -Diacetyl-4,4'-diaminobiphenyl		C ₁₆ H ₁₆ N ₂ O ₂	613-35-4	268.310	nd (HOAc)	328.3				
2826	Diacetylmorphine		C ₂₁ H ₂₃ NO ₅	561-27-3	369.412	orth	173	273 ¹²	1.56 ²⁵		vs bz, chl
2827	Diacetylperoxide	Acetyl peroxide	C ₄ H ₆ O ₄	110-22-5	118.089	nd (eth) lf	30	63 ²¹			vs eth, EtOH
2828	Dialifor		C ₁₄ H ₁₇ ClNO ₄ PS ₂	10311-84-9	393.846		68				
2829	Diallate		C ₁₀ H ₁₇ Cl ₂ NOS	2303-16-4	270.219			150 ⁹			
2830	Diallylcyanamide		C ₇ H ₁₀ N ₂	538-08-9	122.167			142 ⁹⁰ , 95 ⁹			s EtOH; sl eth, ctc
2831	Diallyl diethylene glycol carbonate	Diethylene glycol bis(allyl carbonate)	C ₁₂ H ₁₈ O ₇	142-22-3	274.267	col liq	-4	161 ²	1.14 ²⁰		i H ₂ O; s os
2832	Diallyldimethylsilane		C ₈ H ₁₆ Si	1113-12-8	140.299			137; 68 ²⁰	0.7679 ²⁰	1.4420 ²⁰	
2833	Diallyl disulfide		C ₆ H ₁₀ S ₂	2179-57-9	146.273			100 ⁴⁸ , 79 ¹⁶	1.0237 ¹⁵		
2834	Diallyl ether	Allyl ether	C ₆ H ₁₀ O	557-40-4	98.142	liq	-6	94	0.8260 ²⁰	1.4163 ²⁰	i H ₂ O; msc EtOH, eth; vs ace; s chl
2835	Diallyl fumarate		C ₁₀ H ₁₂ O ₄	2807-54-7	196.200			140 ³	1.0768 ²⁰	1.4670 ²⁵	vs ace, bz, eth, EtOH
2836	Diallyl isophthalate	Di-2-propenyl 1,3-benzenedicarboxylate	C ₁₄ H ₁₄ O ₄	1087-21-4	246.259			176 ⁵			
2837	Diallyl maleate		C ₁₀ H ₁₂ O ₄	999-21-3	196.200			129 ¹⁰ , 109 ³	1.075 ²⁰	1.4699 ²⁰	s chl
2838	Diallyl oxalate		C ₈ H ₁₀ O ₄	615-99-6	170.163			217	1.1582 ²⁰	1.4481 ²⁰	i H ₂ O; s EtOH, ace, bz; sl chl
2839	<i>N,N</i> -Diallyl-2-propen-1-amine	Triallylamine	C ₉ H ₁₅ N	102-70-5	137.222		94	155.5	0.809 ²⁰	1.4502 ²⁰	s EtOH, eth, ace, bz, acid
2840	5,5-Diallyl-2,4,6-(1 <i>H</i> ,3 <i>H</i> ,5 <i>H</i>)-pyrimidinetrione	Allobarbital	C ₁₀ H ₁₂ N ₂ O ₃	52-43-7	208.213	lf	172				sl H ₂ O, DMSO; s EtOH, eth, bz
2841	Diallyl sulfide		C ₆ H ₁₀ S	592-88-1	114.208	liq	-85	138.6	0.8877 ²⁷	1.4870 ²⁵	vs eth, EtOH
2842	Diallyl trisulfide		C ₆ H ₁₀ S ₃	2050-87-5	178.338			117 ¹⁶	1.0845 ¹⁵		vs eth
2843	Diamantane	Congressane	C ₁₄ H ₂₀	2292-79-7	188.309	cry	236				
2844	1,2-Diamino-9,10-anthracenedione		C ₁₄ H ₁₀ N ₂ O ₂	1758-68-5	238.241	viol nd	303.5				sl EtOH, eth, chl, xyl; s py, con sulf
2845	1,4-Diamino-9,10-anthracenedione		C ₁₄ H ₁₀ N ₂ O ₂	128-95-0	238.241	dk viol nd (py)	268				sl H ₂ O; s EtOH, bz, PhNO ₂ ; vs py
2846	1,5-Diamino-9,10-anthracenedione		C ₁₄ H ₁₀ N ₂ O ₂	129-44-2	238.241	dk red nd (al, HOAc)	319	sub			i H ₂ O; sl EtOH, eth, ace, bz; s PhNO ₂
2847	1,8-Diamino-9,10-anthracenedione		C ₁₄ H ₁₀ N ₂ O ₂	129-42-0	238.241	red nd (al, HOAc)	265				i H ₂ O; s EtOH, py; sl eth, HOAc
2848	2,6-Diamino-9,10-anthracenedione		C ₁₄ H ₁₀ N ₂ O ₂	131-14-6	238.241	red-br pr (aq-py)	320	dec			sl H ₂ O; s EtOH, chl, con sulf, xyl, py
2849	4,4'-Diaminoazobenzene		C ₁₂ H ₁₂ N ₄	538-41-0	212.250	ye nd (al), oran-ye pr (al)	250.5				sl H ₂ O, lig; s EtOH; vs bz, chl
2850	3,5-Diaminobenzoic acid		C ₇ H ₈ N ₂ O ₂	535-87-5	152.151	nd (+1w)	228				sl H ₂ O, tta; s EtOH; vs eth



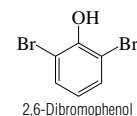
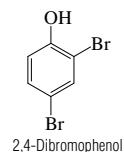
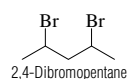
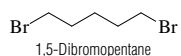
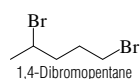
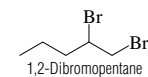
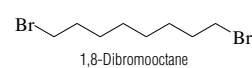
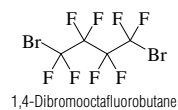
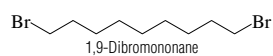
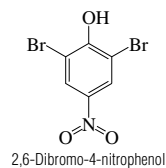
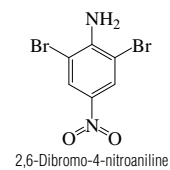
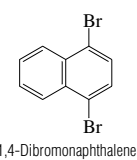
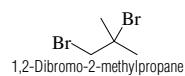
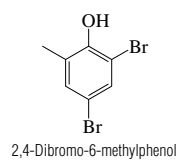
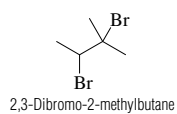
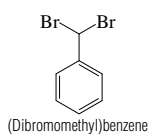
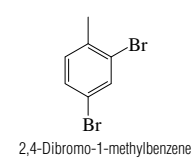
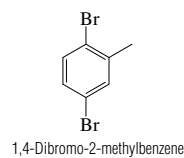
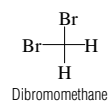
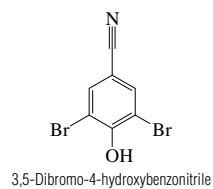
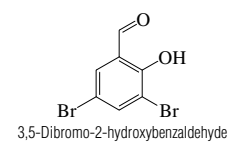
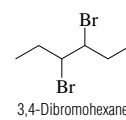
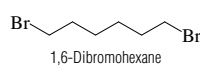
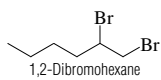
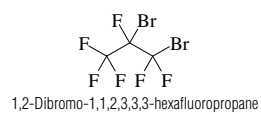
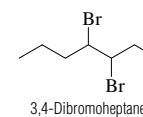
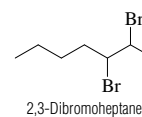
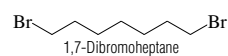
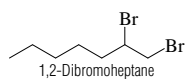
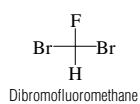
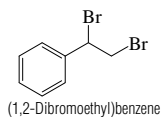
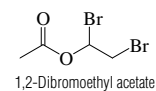
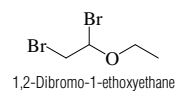
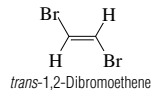
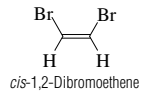
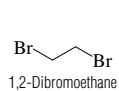
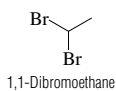
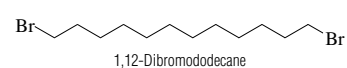
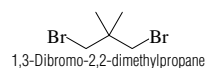
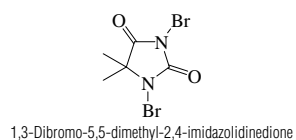
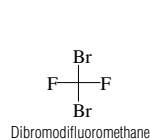
No.	Name	Synonym	Mol. Form.	CAS RN	Mol. Wt.	Physical Form	mp/°C	bp/°C	den/ g cm ⁻³	n _D	Solubility
2851	2,4-Diaminobutanoic acid		C ₄ H ₁₀ N ₂ O ₂	305-62-4	118.134	hyg cry					s H ₂ O; sl EtOH, MeOH
2852	<i>cis</i> -2,3-Diamino-2-butenedinitrile		C ₄ H ₄ N ₄	1187-42-4	108.102		178.5		1.41 ²⁰		
2853	1,8-Diamino-4,5-dihydroxy-9,10-anthracenedione		C ₁₄ H ₁₀ N ₂ O ₄	128-94-9	270.240	bl nd (xyl)					i H ₂ O; s bz, xyl, EtOH
2854	4,4'-Diaminodiphenyl ether	4,4'-Oxydianiline	C ₁₂ H ₁₂ N ₂ O	101-80-4	200.235		189 dec	>300			
2855	4,4'-Diaminodiphenylmethane	4,4'-Methylenedianiline	C ₁₃ H ₁₄ N ₂	101-77-9	198.263	pl or nd (w) pl (bz)	92.5	398; 257 ¹⁸			sl H ₂ O; vs EtOH, eth, bz
2856	4,4'-Diaminodiphenyl sulfide	4,4'-Thiodianiline	C ₁₂ H ₁₂ N ₂ S	139-65-1	216.301	nd (w)	108.5				sl H ₂ O; vs EtOH, eth, bz; s tfa
2857	3,3'-Diaminodiphenyl sulfone	3,3'-Sulfonyldianiline	C ₁₂ H ₁₂ N ₂ O ₂ S	599-61-1	248.300		168.5				vs H ₂ O, EtOH
2858	<i>meso</i> -2,6-Diaminoheptanedioic acid	2,6-Diaminopimelic acid	C ₇ H ₁₄ N ₂ O ₄	922-54-3	190.197	nd (w)	314 dec				s H ₂ O
2859	1,4-Diamino-2-methoxy-9,10-anthracenedione		C ₁₅ H ₁₂ N ₂ O ₃	2872-48-2	268.267		235				
2860	1,4-Diamino-5-nitro-9,10-anthracenedione		C ₁₄ H ₈ N ₂ O ₄	82-33-7	283.239		278				
2861	2,4-Diaminophenol		C ₆ H ₈ N ₂ O	95-86-3	124.140	lf	79 dec				vs H ₂ O, ace, EtOH
2862	2,4-Diaminophenol, dihydrochloride		C ₆ H ₁₀ Cl ₂ N ₂ O	137-09-7	197.061	nd	235 dec				vs H ₂ O
2863	3,7-Diaminophenothiazin-5-ium chloride	Thionine	C ₁₂ H ₁₀ ClN ₂ S	581-64-6	263.745						sl H ₂ O, EtOH, eth; s bz, chl, acid
2864	4-[(2,4-Diaminophenyl)azo]benzenesulfonamide	Prontosil	C ₁₂ H ₁₄ ClN ₅ O ₂ S	103-12-8	327.790		249.5				sl H ₂ O; s EtOH, ace, oils, fats
2865	1,3-Diamino-2-propanol		C ₃ H ₁₀ N ₂ O	616-29-5	90.123	cry	42.8				i eth, bz
2866	4,4'-Diamino-2,2'-stilbenedisulfonic acid	Amsonic acid	C ₁₄ H ₁₄ N ₂ O ₆ S ₂	81-11-8	370.400	ye nd	300				sl H ₂ O
2867	4,6-Diamino-1,3,5-triazin-2(1 <i>H</i>)-one		C ₃ H ₃ N ₃ O	645-92-1	127.105	nd (aq Na ₂ CO ₃)	dec				i H ₂ O, EtOH, eth, bz, HOAc; s acid, alk
2868	8,8'-Diapo- ψ,ψ -carotenedioic acid	Crocetin	C ₂₀ H ₂₄ O ₄	27876-94-4	328.403	brick red orth	286				sl H ₂ O, EtOH; i eth, bz; s py; vs NaOH
2869	Diatrizoic acid	<i>N,N'</i> -Diacetyl-3,5-diamino-2,4,6-triiodobenzoic acid	C ₁₁ H ₉ I ₃ N ₂ O ₄	117-96-4	613.913	cry (EtOH aq)	300				
2870	Diazenedicarboxamide	Azodicarbonamide	C ₂ H ₂ N ₄ O ₂	123-77-3	116.079		212 dec				
2871	Diazinon		C ₁₂ H ₂₁ N ₂ O ₃ PS	333-41-5	304.345			87 ^{0.05}	1.1088 ²⁰	1.4922 ²⁰	
2872	Diazomethane		CH ₂ N ₂	334-88-3	42.040	ye gas	-145	-23			vs eth, diox
2873	Dibenz[<i>a,h</i>]acridine		C ₂₁ H ₁₃ N	226-36-8	279.335	ye cry	228				
2874	Dibenz[<i>a,j</i>]acridine	7-Azadibenz[<i>a,j</i>]anthracene	C ₂₁ H ₁₃ N	224-42-0	279.335		216				i H ₂ O
2875	Dibenz[<i>c,h</i>]acridine		C ₂₁ H ₁₃ N	224-53-3	279.335	ye cry (EtOH)	189				
2876	Dibenz[<i>a,h</i>]anthracene	1,2,5,6-Dibenzanthracene	C ₂₂ H ₁₄	53-70-3	278.346	pl (dil ace)	269.5				i H ₂ O; sl EtOH; s ace, bz, CS ₂
2877	Dibenz[<i>a,j</i>]anthracene		C ₂₂ H ₁₄	224-41-9	278.346	oran lf or nd (bz)	197.5				i H ₂ O, HOAc; sl EtOH, eth, bz; s peth
2878	5 <i>H</i> -Dibenz[<i>b,f</i>]azepine-5-carboxamide	Carbamazepine	C ₁₅ H ₁₂ N ₂ O	298-46-4	236.268		190.2				
2879	Dibenzepin		C ₁₈ H ₂₁ N ₃ O	4498-32-2	295.379		117	185 ^{0.01}			
2880	7 <i>H</i> -Dibenzo[<i>c,g</i>]carbazole		C ₂₀ H ₁₃ N	194-59-2	267.324	cry (EtOH)	158				
2881	13 <i>H</i> -Dibenzo[<i>a,i</i>]carbazole		C ₂₀ H ₁₃ N	239-64-5	267.324		221.3				i H ₂ O
2882	Dibenzo[<i>b,k</i>]chrysene		C ₂₆ H ₁₆	217-54-9	328.405		400				
2883	Dibenzo[<i>b,e</i>][1,4]dioxin	Diphenylene dioxide	C ₁₂ H ₆ O ₂	262-12-4	184.191	nd (MeOH)	120.5				
2884	Dibenzofuran	2,2'-Biphenylene oxide	C ₁₂ H ₈ O	132-64-9	168.191	lf or nd (al)	86.5	287	1.0886 ⁹⁹	1.6079 ⁹⁹	i H ₂ O; s EtOH, ace, bz; vs eth, HOAc
2885	Dibenzo[<i>a,e</i>]pyrene	Naphtho[1,2,3,4- <i>def</i>]chrysene	C ₂₄ H ₁₄	192-65-4	302.368	pa ye nd (xyl)	233.5				sl EtOH, ace, bz, HOAc; s tol, con sulf
2886	Dibenzo[<i>a,h</i>]pyrene	Dibenzo[<i>b,def</i>]chrysene	C ₂₄ H ₁₄	189-64-0	302.368	oran pl	315				
2887	Dibenzo[<i>a,i</i>]pyrene	Benzo[<i>rst</i>]pentaphene	C ₂₄ H ₁₄	189-55-9	302.368		281.5	275 ^{0.05}			
2888	Dibenzo[<i>a,l</i>]pyrene	Dibenzo[<i>def,p</i>]chrysene	C ₂₄ H ₁₄	191-30-0	302.368	ye pl (bz/ EtOH)	164.5				
2889	Dibenzothiophene		C ₁₂ H ₆ S	132-65-0	184.257	nd (dil al, lig)	98.2	332.5			i H ₂ O; s chl, MeOH; vs EtOH, bz
2890	Dibenz[<i>c,e</i>]oxepin-5,7-dione		C ₁₄ H ₆ O ₃	6050-13-1	224.212	nd (HOAc or bz)	217	sub			i H ₂ O; sl eth
2891	Dibenzoyl disulfide	Benzoyl disulfide	C ₁₄ H ₁₀ O ₂ S ₂	644-32-6	274.358	pr(al), sc(chl-peth)	134.5	dec			i H ₂ O; sl EtOH, eth; s CS ₂



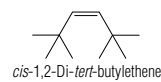
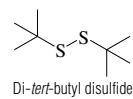
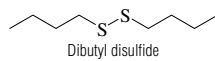
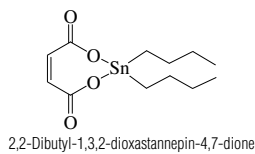
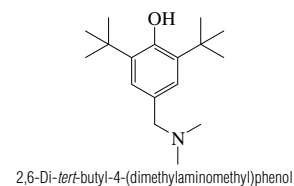
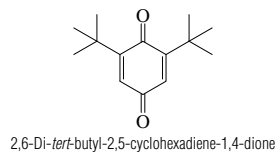
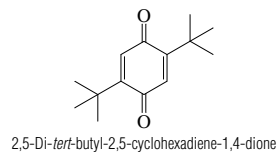
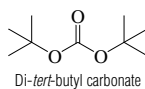
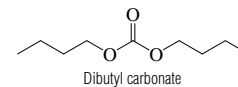
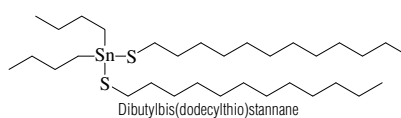
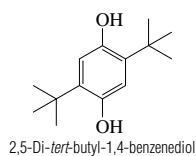
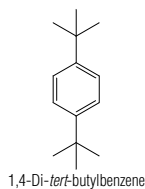
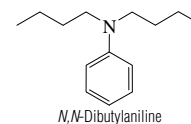
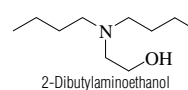
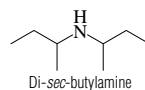
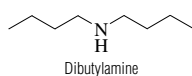
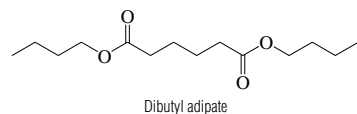
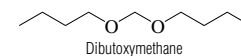
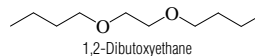
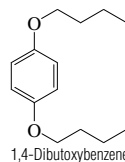
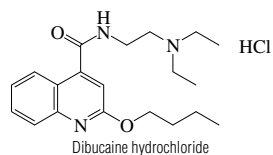
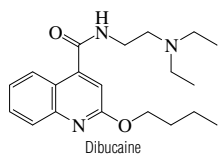
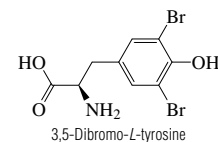
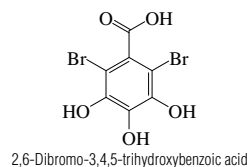
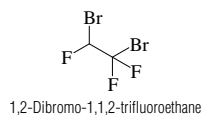
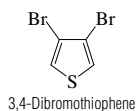
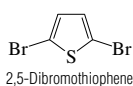
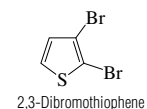
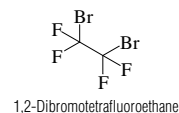
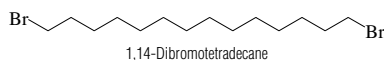
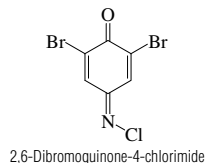
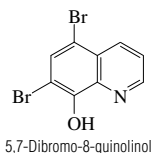
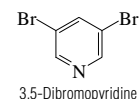
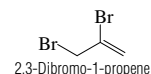
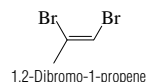
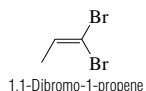
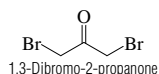
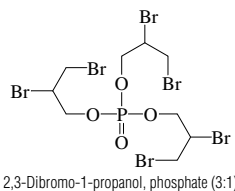
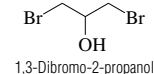
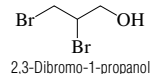
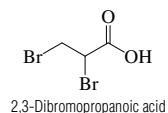
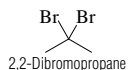
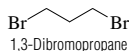
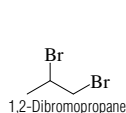
No.	Name	Synonym	Mol. Form.	CAS RN	Mol. Wt.	Physical Form	mp/°C	bp/°C	den/ g cm ⁻³	n _D	Solubility
2892	Dibenzylamine	<i>N</i> -Benzylbenzenemethanamine	C ₁₄ H ₁₅ N	103-49-1	197.276		-26	dec 300; 270 ²⁵⁰	1.0256 ²²	1.5781 ²⁰	i H ₂ O; vs EtOH, eth; s ctc
2893	Dibenzyl disulfide		C ₁₄ H ₁₄ S ₂	150-60-7	246.391	lf (al)	71.5				sl H ₂ O; s EtOH, eth, bz, MeOH
2894	<i>N,N'</i> -Dibenzyl-1,2-ethanediamine	Benzathine	C ₁₆ H ₂₀ N ₂	140-28-3	240.343	oily lig	26	195 ⁴	1.024 ²⁰	1.5635 ²⁰	vs bz, eth, EtOH
2895	Dibenzyl ether	Benzyl ether	C ₁₄ H ₁₄ O	103-50-4	198.260		1.8	298	1.0428 ²⁰	1.5168 ²⁰	i H ₂ O; msc EtOH, eth; s ctc
2896	2,6-Dibenzylidene-cyclohexanone		C ₂₀ H ₁₆ O	897-78-9	274.356		117.5	190 ²⁰			sl EtOH; s bz, HOAc
2897	Dibenzyl malonate		C ₁₇ H ₁₆ O ₄	15014-25-2	284.307			187 ²	1.137 ²⁵	1.5447 ²⁰	
2898	Dibenzyl phosphite		C ₁₄ H ₁₅ O ₃ P	17176-77-1	262.241		-2.5	162 ^{20,1}		1.5521 ¹⁸	
2899	Dibenzyl sulfide	Benzyl sulfide	C ₁₄ H ₁₄ S	538-74-9	214.326	pl (eth or chl)	49.5	dec	1.0583 ⁵⁰		i H ₂ O; s EtOH, eth, CS ₂
2900	Dibenzyl sulfone		C ₁₄ H ₁₄ O ₂ S	620-32-6	246.325	nd (al-bz)	152	dec 290			i H ₂ O; sl EtOH; vs ace; s bz, HOAc
2901	Dibenzyl sulfoxide		C ₁₄ H ₁₄ OS	621-08-9	230.325	lf (al, w)	134	dec 210			i H ₂ O; vs EtOH, eth
2902	1,3-Dibenzylurea		C ₁₅ H ₁₆ N ₂ O	1466-67-7	240.300	nd (al)	169.5				vs EtOH, HOAc
2903	Dibromoacetic acid		C ₂ H ₂ Br ₂ O ₂	631-64-1	217.844	hyg cry	49	195 ²⁵⁰ , 130 ¹⁶			vs H ₂ O; vs EtOH, eth
2904	Dibromoacetone		C ₃ H ₃ Br ₂ O	3252-43-5	198.844			169; 68 ²⁴	2.369 ²⁰	1.5393 ²⁰	
2905	2,4-Dibromoaniline		C ₆ H ₃ Br ₂ N	615-57-6	250.919	orth bipym (chl) nd or lf (al)	79.5	156 ⁷⁴	2.260 ²⁰		s EtOH, eth, chl, HOAc
2906	3,5-Dibromoaniline		C ₆ H ₃ Br ₂ N	626-40-4	250.919	nd (dil al)	57				vs EtOH, eth, bz
2907	9,10-Dibromoanthracene		C ₁₄ H ₈ Br ₂	523-27-3	336.022	ye nd (to or xyl)	226	sub			i H ₂ O; sl EtOH, eth, bz; s chl
2908	<i>o</i> -Dibromobenzene	1,2-Dibromobenzene	C ₆ H ₄ Br ₂	583-53-9	235.904		7.1	225	1.9843 ²⁰	1.6155 ²⁰	i H ₂ O; s EtOH; msc eth, ace, bz, ctc
2909	<i>m</i> -Dibromobenzene	1,3-Dibromobenzene	C ₆ H ₄ Br ₂	108-36-1	235.904	liq	-7	218	1.9523 ²⁰	1.6083 ¹⁷	i H ₂ O; s EtOH; msc eth
2910	<i>p</i> -Dibromobenzene	1,4-Dibromobenzene	C ₆ H ₄ Br ₂	106-37-6	235.904	pl	87.43	218.5	2.261 ¹⁷	1.5742	i H ₂ O; s EtOH, bz; vs eth, ace, CS ₂
2911	4,4'-Dibromobenzophenone	Bis(4-bromophenyl) ketone	C ₁₃ H ₈ Br ₂ O	3988-03-2	340.010	pl (al)	177	395			vs bz, HOAc, chl
2912	4,4'-Dibromo-1,1'-biphenyl		C ₁₂ H ₈ Br ₂	92-86-4	312.000	mcl pr (MeOH)	164	357.5			i H ₂ O; sl EtOH; s bz
2913	1,3-Dibromo-2,2-bis(bromomethyl)propane	Pentaerythritol tetrabromide	C ₃ H ₈ Br ₄	3229-00-3	387.734	cry (ace), nd (lig)	163	305.5	2.596 ¹⁵		s EtOH, bz, tol; sl eth, chl
2914	3,5-Dibromo- <i>N</i> -(4-bromophenyl)-2-hydroxybenzamide	Tribromsalan	C ₁₃ H ₈ Br ₃ NO ₂	87-10-5	449.921		227				
2915	1,1-Dibromobutane		C ₄ H ₈ Br ₂	62168-25-6	215.915			158; 91 ¹⁰¹	1.784 ²⁵	1.4988 ²⁵	
2916	1,2-Dibromobutane	α -Butylene dibromide	C ₄ H ₈ Br ₂	533-98-2	215.915	liq	-65.4	166.3	1.7915 ²⁰	1.4025 ²⁰	i H ₂ O; s eth, chl
2917	1,3-Dibromobutane		C ₄ H ₈ Br ₂	107-80-2	215.915			174	1.800 ²⁰	1.507 ²⁰	i H ₂ O; s eth, chl; sl ctc
2918	1,4-Dibromobutane		C ₄ H ₈ Br ₂	110-52-1	215.915	liq	-16.5	197	1.8199 ²⁵	1.5167 ²⁵	i H ₂ O; sl ctc; s chl
2919	2,3-Dibromobutane		C ₄ H ₈ Br ₂	5408-86-6	215.915	liq	-24	161	1.7893 ²²	1.5133 ²²	i H ₂ O; s eth
2920	<i>trans</i> -1,4-Dibromo-2-butene		C ₄ H ₆ Br ₂	821-06-7	213.899	pl (peth)	53.4	203; 74 ¹⁴			sl H ₂ O, chl; vs EtOH, peth; s ace
2921	1,4-Dibromo-2-butyne		C ₄ H ₂ Br ₂	2219-66-1	211.883			92 ¹⁵	2.014 ¹⁸	1.588 ¹⁸	s eth, ace; vs chl
2922	α,α' -Dibromo- <i>d</i> -camphor		C ₁₀ H ₁₄ Br ₂ O	514-12-5	310.025		61		1.854 ²¹		i H ₂ O; vs EtOH, eth, bz, chl; s AcOEt
2923	Dibromochlorofluoromethane		CB ₂ ClF	353-55-9	226.270			80.3	2.3173 ²²	1.4570 ²⁰	
2924	1,2-Dibromo-3-chloropropane		C ₃ H ₄ Br ₂ Cl	96-12-8	236.333			196	2.093 ¹⁴	1.553 ¹⁴	i H ₂ O
2925	1,2-Dibromo-1-chloro-1,2,2-trifluoroethane		C ₂ Br ₂ ClF ₃	354-51-8	276.277		50	93			
2926	2,2-Dibromo-2-cyanoacetamide		C ₃ H ₂ Br ₂ N ₂ O	10222-01-2	241.868	cry (bz)	126				
2927	<i>trans</i> -1,2-Dibromocyclohexane, (\pm)		C ₆ H ₁₀ Br ₂	5183-77-7	241.951		-2.0	145 ¹⁰⁰ , 105 ²⁰	1.7759 ²⁰	1.5445 ¹⁹	vs ace, bz, eth, EtOH
2928	1,10-Dibromodecane	Decamethylene dibromide	C ₁₀ H ₂₀ Br ₂	4101-68-2	300.074	pl (al)	28	161 ⁹ , 128 ⁴	1.335 ³⁰	1.4927 ²⁵	i H ₂ O; sl EtOH; s eth
2929	1,2-Dibromo-1,1-dichloroethane		C ₂ H ₂ Br ₂ Cl ₂	75-81-0	256.751	liq	-26	195	2.135 ²⁰	1.5662 ²⁰	vs ace, bz, eth, EtOH
2930	1,2-Dibromo-1,2-dichloroethane		C ₂ H ₂ Br ₂ Cl ₂	683-68-1	256.751	liq	-26	195	2.135 ²⁰	1.5662 ²⁰	i H ₂ O; s EtOH, eth, ace, bz
2931	Dibromodichloromethane		CB ₂ Cl ₂	594-18-3	242.725		38	150.2	2.42 ²⁵		i H ₂ O; s EtOH, eth, ace, bz
2932	1,2-Dibromo-1,1-difluoroethane	Genetron 132b-B2	C ₂ H ₂ Br ₂ F ₂	75-82-1	223.842	liq	-61.3	92.5	2.2238 ²⁰	1.4456 ²⁰	



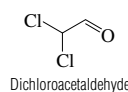
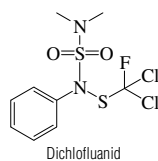
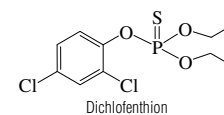
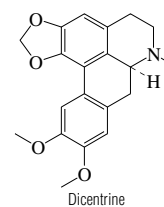
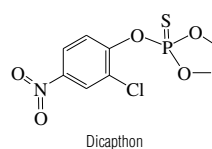
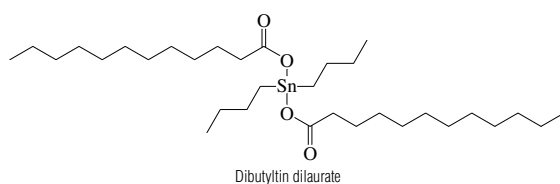
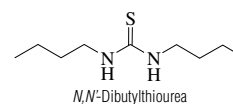
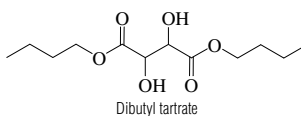
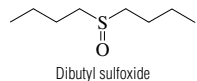
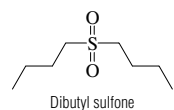
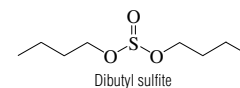
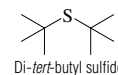
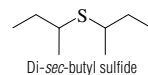
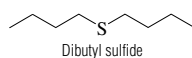
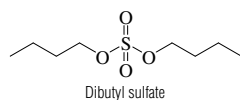
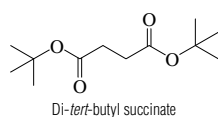
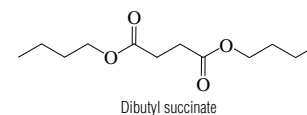
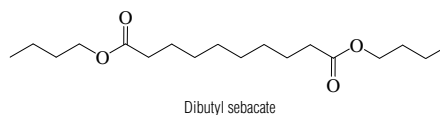
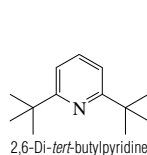
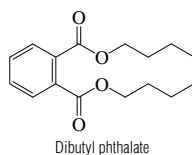
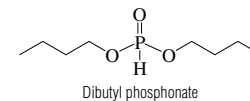
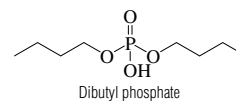
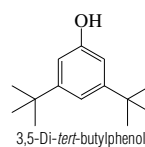
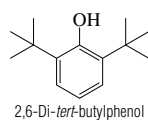
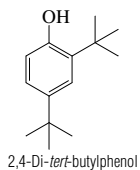
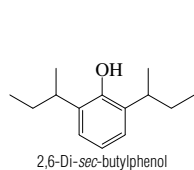
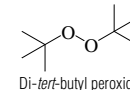
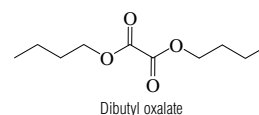
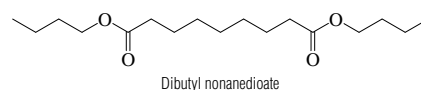
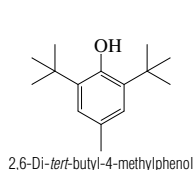
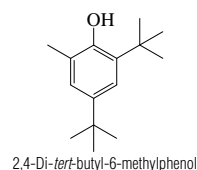
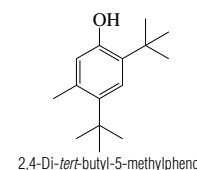
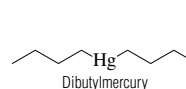
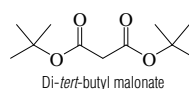
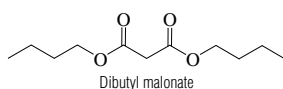
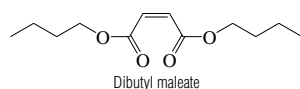
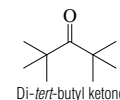
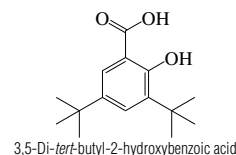
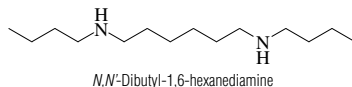
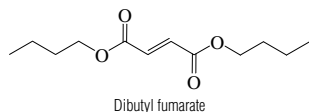
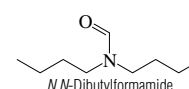
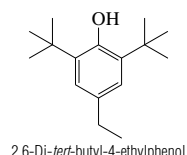
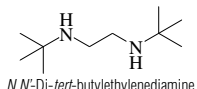
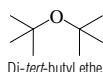
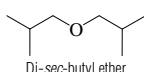
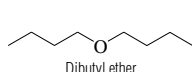
No.	Name	Synonym	Mol. Form.	CAS RN	Mol. Wt.	Physical Form	mp/°C	bp/°C	den/ g cm ⁻³	n _D	Solubility
2933	Dibromodifluoromethane		CBr ₂ F ₂	75-61-6	209.816	vol liq or gas	-110.1	22.76			s H ₂ O, eth, ace, bz
2934	1,3-Dibromo-5,5-dimethyl-2,4-imidazolidinedione	Dibromantine	C ₈ H ₈ Br ₂ N ₂ O ₂	77-48-5	285.922		198 dec				
2935	1,3-Dibromo-2,2-dimethylpropane		C ₈ H ₁₀ Br ₂	5434-27-5	229.941			184; 80 ²⁶	1.6775 ²⁰	1.5090	
2936	1,12-Dibromododecane		C ₁₂ H ₂₄ Br ₂	3344-70-5	328.127	nd (al,HOAc)	41	215 ¹⁵			i H ₂ O; vs EtOH, chl; s eth, HOAc
2937	1,1-Dibromoethane	Ethylidene dibromide	C ₂ H ₄ Br ₂	557-91-5	187.861	liq	-63	108.0	2.0555 ²⁰	1.5128 ²⁰	i H ₂ O; vs EtOH, ace, bz; sl chl; vs eth
2938	1,2-Dibromoethane	Ethylene dibromide	C ₂ H ₄ Br ₂	106-93-4	187.861		9.84	131.6	2.1683 ²⁵	1.5356 ²⁵	vs ace, bz, eth, EtOH
2939	<i>cis</i> -1,2-Dibromoethene	<i>cis</i> -1,2-Dibromoethylene	C ₂ H ₂ Br ₂	590-11-4	185.845	liq	-53	112.5	2.2464 ²⁰	1.5428 ²⁰	i H ₂ O; vs EtOH, eth; s ace, bz, chl
2940	<i>trans</i> -1,2-Dibromoethene	<i>trans</i> -1,2-Dibromoethylene	C ₂ H ₂ Br ₂	590-12-5	185.845	liq	-6.5	108	2.2308 ²⁰	1.5505 ¹⁸	i H ₂ O; vs EtOH, eth; s ace, bz, chl
2941	1,2-Dibromo-1-ethoxyethane		C ₄ H ₈ Br ₂ O	2983-26-8	231.914			80 ²⁰	1.7320 ²⁰	1.5044 ²⁰	vs EtOH, chl
2942	1,2-Dibromoethyl acetate		C ₄ H ₈ Br ₂ O ₂	24442-57-7	245.898	liq		89.5 ¹⁶	1.91 ²⁰		
2943	(1,2-Dibromoethyl)benzene		C ₈ H ₈ Br ₂	93-52-7	263.958		75	133 ¹⁹			s EtOH, eth, bz, chl, HOAc, MeOH, liq
2944	Dibromofluoromethane		CHBr ₂ F	1868-53-7	191.825	liq	-78	64.9	2.421 ²⁰	1.4685 ²⁰	i H ₂ O; s EtOH, eth, ace, bz, chl
2945	1,2-Dibromoheptane		C ₇ H ₁₄ Br ₂	42474-21-5	257.994			228	1.5086 ²⁰	1.4986 ²⁰	
2946	1,7-Dibromoheptane	Heptamethylene dibromide	C ₇ H ₁₄ Br ₂	4549-31-9	257.994		41.7	263	1.5306 ²⁰	1.5034 ²⁰	i H ₂ O; s eth, ace, bz, ctc, chl
2947	2,3-Dibromoheptane		C ₇ H ₁₄ Br ₂	21266-88-6	257.994			101 ¹⁷	1.5139 ²⁰	1.4992 ²⁰	
2948	3,4-Dibromoheptane		C ₇ H ₁₄ Br ₂	21266-90-0	257.994			107 ²⁴	1.5182 ²⁰	1.5010 ²⁰	
2949	1,2-Dibromo-1,1,2,3,3,3-hexafluoropropane		C ₃ Br ₂ F ₆	661-95-0	309.830			72.8	2.1630 ²⁰		i H ₂ O
2950	1,2-Dibromohexane		C ₆ H ₁₂ Br ₂	624-20-4	243.967			103 ³⁶	1.5774 ²⁰	1.5024 ²⁰	vs bz, eth, chl
2951	1,6-Dibromohexane		C ₆ H ₁₂ Br ₂	629-03-8	243.967	liq	-1.2	245.5	1.6025 ²⁵	1.5054 ²⁵	i H ₂ O; s eth, ace, chl; sl ctc
2952	3,4-Dibromohexane		C ₆ H ₁₂ Br ₂	89583-12-0	243.967			80 ¹³	1.6027 ²⁰	1.5043 ²⁰	
2953	3,5-Dibromo-2-hydroxybenzaldehyde	3,5-Dibromosalicylaldehyde	C ₇ H ₆ Br ₂ O ₂	90-59-5	279.914	pa ye pr	86	sub			vs bz, eth, chl
2954	3,5-Dibromo-2-hydroxybenzoic acid	3,5-Dibromosalicylic acid	C ₇ H ₄ Br ₂ O ₃	3147-55-5	295.913	nd	228				s ace
2955	3,5-Dibromo-4-hydroxybenzotrile	Bromoxynil	C ₇ H ₃ Br ₂ NO	1689-84-5	276.913		190				
2956	Dibromomethane	Methylene bromide	CH ₂ Br ₂	74-95-3	173.835	liq	-52.5	97	2.4969 ²⁰	1.5420 ²⁰	sl H ₂ O; msc EtOH, eth, ace; s ctc
2957	1,4-Dibromo-2-methylbenzene	2,5-Dibromotoluene	C ₇ H ₈ Br ₂	615-59-8	249.931		5.6	236	1.8127 ¹⁷	1.5982 ¹⁸	i H ₂ O
2958	2,4-Dibromo-1-methylbenzene		C ₇ H ₈ Br ₂	31543-75-6	249.931		-9.7	103 ¹¹	1.8176 ²⁵	1.5964 ²⁵	
2959	(Dibromomethyl)benzene		C ₇ H ₈ Br ₂	618-31-5	249.931		1.0	156 ²³	1.8365 ²⁸	1.6147 ²⁰	i H ₂ O; msc EtOH, eth
2960	2,3-Dibromo-2-methylbutane		C ₈ H ₁₆ Br ₂	594-51-4	229.941		7	62 ¹⁷	1.6717 ²⁰	1.5729 ²⁵	
2961	2,4-Dibromo-6-methylphenol		C ₇ H ₈ Br ₂ O	609-22-3	265.930	nd (peth)	58	dec 265; 105 ⁴			s chl
2962	1,2-Dibromo-2-methylpropane		C ₄ H ₈ Br ₂	594-34-3	215.915		10.5	150	1.7827 ²⁰	1.5119 ²⁰	s EtOH, eth, chl
2963	1,4-Dibromonaphthalene		C ₁₀ H ₆ Br ₂	83-53-4	285.963		83	310			i H ₂ O; s EtOH, eth; sl HOAc
2964	2,6-Dibromo-4-nitroaniline		C ₆ H ₄ Br ₂ N ₂ O ₂	827-94-1	295.916	ye nd (al, HOAc)	207				sl H ₂ O; s HOAc
2965	2,6-Dibromo-4-nitrophenol		C ₆ H ₃ Br ₂ NO ₃	99-28-5	296.901	pa ye pr or lf (al)	145 dec				i H ₂ O; vs EtOH, eth; sl ace, bz, HOAc
2966	1,9-Dibromononane		C ₉ H ₁₈ Br ₂	4549-33-1	286.047	liq	-22.5	285; 154 ¹⁰	1.4229 ²⁰		
2967	1,4-Dibromooctaffluorobutane		C ₈ Br ₂ F ₈	335-48-8	359.838			97			
2968	1,8-Dibromooctane	Octamethylene dibromide	C ₈ H ₁₆ Br ₂	4549-32-0	272.021		15.5	271	1.4594 ²⁵	1.4971 ²⁵	i H ₂ O; s eth, ctc, chl
2969	1,2-Dibromopentane		C ₅ H ₁₀ Br ₂	3234-49-9	229.941			184	1.668 ¹⁸		
2970	1,4-Dibromopentane		C ₅ H ₁₀ Br ₂	626-87-9	229.941		-34.4	146 ¹⁵⁰ , 99 ¹⁴	1.6222 ²⁰	1.5086 ²⁰	
2971	1,5-Dibromopentane		C ₅ H ₁₀ Br ₂	111-24-0	229.941	liq	-39.5	222.3	1.6928 ²⁵	1.5102 ²⁵	i H ₂ O; s bz, chl; sl ctc
2972	2,4-Dibromopentane		C ₅ H ₁₀ Br ₂	19398-53-9	229.941			75 ²¹ , 60 ¹²	1.6659 ²⁰	1.4987 ²⁰	
2973	2,4-Dibromophenol		C ₆ H ₄ Br ₂ O	615-58-7	251.903	nd (peth)	38	238.5	2.0700 ²⁰		sl H ₂ O, ctc; vs EtOH, eth, bz
2974	2,6-Dibromophenol		C ₆ H ₄ Br ₂ O	608-33-3	251.903	nd (w)	56.5	255; 162 ²¹			s H ₂ O; vs EtOH, eth



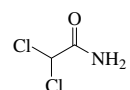
No.	Name	Synonym	Mol. Form.	CAS RN	Mol. Wt.	Physical Form	mp/°C	bp/°C	den/ g cm ⁻³	n _D	Solubility
2975	1,2-Dibromopropane	Propylene dibromide	C ₃ H ₆ Br ₂	78-75-1	201.888	liq	-55.49	141.9	1.9324 ²⁰	1.5201 ²⁰	s EtOH, eth, chl; sl ctc
2976	1,3-Dibromopropane		C ₃ H ₆ Br ₂	109-64-8	201.888	liq	-34.5	167.3	1.9701 ²⁵	1.5204 ²⁵	i H ₂ O; s EtOH, eth, chl; sl ctc
2977	2,2-Dibromopropane		C ₃ H ₆ Br ₂	594-16-1	201.888			113	1.880 ²⁰		vs eth, EtOH, chl
2978	2,3-Dibromopropanoic acid		C ₃ H ₄ Br ₂ O ₂	600-05-5	231.871		66.5	160 ²⁰ , 138 ¹²			vs bz, eth, EtOH
2979	2,3-Dibromo-1-propanol		C ₃ H ₆ Br ₂ O	96-13-9	217.887			219	2.120 ²⁰		
2980	1,3-Dibromo-2-propanol		C ₃ H ₆ Br ₂ O	96-21-9	217.887	ye liq		dec 219; 105 ¹⁶	2.1364 ²⁰	1.5495 ²⁵	vs ace, eth, EtOH
2981	2,3-Dibromo-1-propanol, phosphate (3:1)	Tris(2,3-dibromopropyl) phosphate	C ₉ H ₁₅ Br ₆ O ₄ P	126-72-7	697.610						s chl
2982	1,3-Dibromo-2-propanone	1,3-Dibromoacetone	C ₃ H ₄ Br ₂ O	816-39-7	215.871	nd	26	97 ²²	2.1670 ¹⁸		vs eth, CS ₂
2983	1,1-Dibromo-1-propene		C ₃ H ₄ Br ₂	13195-80-7	199.872			125	1.9767 ²⁰	1.5260 ²⁰	sl H ₂ O; s bz, ctc, chl
2984	1,2-Dibromo-1-propene		C ₃ H ₄ Br ₂	26391-16-2	199.872			131.5	2.0076 ²⁰		
2985	2,3-Dibromo-1-propene		C ₃ H ₄ Br ₂	513-31-5	199.872			141; 37.7 ¹¹	2.0345 ²⁵	1.5416 ²⁵	i H ₂ O; s eth, ace, chl
2986	3,5-Dibromopyridine		C ₅ H ₄ Br ₂ N	625-92-3	236.893	nd (al)	112	222			sl H ₂ O; s EtOH, eth
2987	5,7-Dibromo-8-quinolinol	Broxyquinoline	C ₈ H ₆ Br ₂ NO	521-74-4	302.950	nd (al)	196	sub			i H ₂ O; s EtOH, ace, bz, chl, HOAc; sl eth
2988	2,6-Dibromoquinone-4-chlorimide	2,6-Dibromo-4-(chloroimino)-2,5-cyclohexadien-1-one	C ₈ H ₆ Br ₂ ClNO	537-45-1	299.347	ye pr (al or HOAc)	83				vs EtOH
2989	1,14-Dibromotetradecane	Tetradecamethylene dibromide	C ₁₄ H ₂₈ Br ₂	37688-96-3	356.180	lf (al-eth) cry (al)	50.4	190 ⁸			vs eth, EtOH, chl
2990	1,2-Dibromotetrafluoroethane	Refrigerant 114B2	C ₂ Br ₂ F ₄	124-73-2	259.823	liq	-110.32	47.35	2.149 ²⁵	1.361 ²⁵	i H ₂ O
2991	2,3-Dibromothiophene		C ₄ H ₂ Br ₂ S	3140-93-0	241.932	liq	-17.5	218.5; 89 ¹³		1.6304 ²²	
2992	2,5-Dibromothiophene		C ₄ H ₂ Br ₂ S	3141-27-3	241.932	liq	-6	210.3	2.142 ²³	1.6288 ²⁰	i H ₂ O; vs EtOH, eth; s ctc
2993	3,4-Dibromothiophene		C ₄ H ₂ Br ₂ S	3141-26-2	241.932		4.5	221.5			
2994	1,2-Dibromo-1,1,2-trifluoroethane	Halon 2302	C ₂ HBr ₂ F ₃	354-04-1	241.832			76	2.274 ²⁷	1.4191 ²⁴	
2995	2,6-Dibromo-3,4,5-trihydroxybenzoic acid	Dibromogallic acid	C ₇ H ₄ Br ₂ O ₅	602-92-6	327.912	nd, pr or lf (w+1)	150				vs H ₂ O, eth, EtOH
2996	3,5-Dibromo-L-tyrosine		C ₉ H ₈ Br ₂ NO ₃	300-38-9	338.980	nd or pl	245				sl H ₂ O, EtOH; i eth; s alk, acid
2997	Dibucaine	Cinchocaine	C ₂₀ H ₂₉ N ₃ O ₂	85-79-0	343.463	hyg cry	64				
2998	Dibucaine hydrochloride		C ₂₀ H ₃₀ ClN ₃ O ₂	61-12-1	379.924			94 dec			s chl
2999	1,4-Dibutoxybenzene		C ₁₄ H ₂₂ O ₂	104-36-9	222.324			45.5	158 ¹⁵		s ctc
3000	1,2-Dibutoxyethane	Ethylene glycol dibutyl ether	C ₁₀ H ₂₂ O ₂	112-48-1	174.281	liq	-69.1	203.3	0.8319 ²⁵	1.4112 ²⁵	
3001	Dibutoxymethane	Butylal	C ₉ H ₂₀ O ₂	2568-90-3	160.254	liq	-58.1	179.2	0.8339 ²⁰	1.4072 ¹⁷	
3002	Dibutyl adipate		C ₁₄ H ₂₆ O ₄	105-99-7	258.354		-32.4	165 ¹⁰	0.9613 ²⁰	1.4369 ²⁰	i H ₂ O; msc EtOH, eth
3003	Dibutylamine	<i>N</i> -Butylbutanamine	C ₈ H ₁₉ N	111-92-2	129.244	liq	-62	159.6	0.7670 ²⁰	1.4177 ²⁰	s H ₂ O, ace, bz; vs EtOH, eth
3004	Di- <i>sec</i> -butylamine	<i>N-sec</i> -Butyl-2-butanamine	C ₈ H ₁₉ N	626-23-3	129.244			134	0.7534 ²⁰	1.4162 ²⁰	vs H ₂ O; s EtOH
3005	2-Dibutylaminoethanol		C ₁₀ H ₂₃ NO	102-81-8	173.296			114 ¹⁶			
3006	<i>N,N</i> -Dibutylaniline		C ₁₄ H ₂₃ N	613-29-6	205.340	liq	-32.2	274.8	0.9037 ²⁰	1.5186 ²⁰	i H ₂ O; msc EtOH, eth; vs ace, bz; s ctc
3007	1,4-Di- <i>tert</i> -butylbenzene		C ₁₄ H ₂₂	1012-72-2	190.325	nd (MeOH)	79.5	238; 109 ¹⁵	0.9850 ²⁰		i H ₂ O; s EtOH, eth
3008	2,5-Di- <i>tert</i> -butyl-1,4-benzenediol		C ₁₄ H ₂₂ O ₂	88-58-4	222.324	cry (aq HOAc)	213.5				
3009	Dibutylbis(dodecylthio)stannane	Dibutyltin bis(dodecyl sulfide)	C ₃₂ H ₆₆ S ₂ Sn	1185-81-5	635.722	col liq		122 ^{0,3}	1.05 ²⁰		s tol, hp
3010	Dibutyl carbonate		C ₈ H ₁₈ O ₃	542-52-9	174.237			207	0.9251 ²⁰	1.4117 ²⁰	i H ₂ O; s EtOH, eth
3011	Di- <i>tert</i> -butyl carbonate		C ₈ H ₁₈ O ₃	34619-03-9	174.237	cry (al)	40	158			vs EtOH
3012	2,5-Di- <i>tert</i> -butyl-2,5-cyclohexadiene-1,4-dione		C ₁₄ H ₂₀ O ₂	2460-77-7	220.308	ye cry (al)	152.5				i H ₂ O; s EtOH, eth, bz, chl, HOAc
3013	2,6-Di- <i>tert</i> -butyl-2,5-cyclohexadiene-1,4-dione		C ₁₄ H ₂₀ O ₂	719-22-2	220.308		69	60 ^{0,1}			
3014	2,6-Di- <i>tert</i> -butyl-4-(dimethylaminomethyl)phenol		C ₁₇ H ₂₉ NO	88-27-7	263.418	pl (EtOH)	94	179 ⁴⁰			
3015	2,2-Dibutyl-1,3,2-dioxastannepin-4,7-dione		C ₁₂ H ₂₀ O ₄ Sn	78-04-6	346.995	ye solid	110				
3016	Dibutyl disulfide		C ₈ H ₁₈ S ₂	629-45-8	178.359	oil		226; 117 ²⁰	0.938 ²⁰	1.4923 ²⁰	i H ₂ O; msc EtOH, eth
3017	Di- <i>tert</i> -butyl disulfide		C ₈ H ₁₈ S ₂	110-06-5	178.359		-2.5	88 ²¹	0.9226 ²⁰	1.4899 ²⁰	
3018	<i>cis</i> -1,2-Di- <i>tert</i> -butylethene	<i>cis</i> -2,2,5,5-Tetramethyl-3-hexene	C ₁₀ H ₂₀	692-47-7	140.266	liq		144	0.744 ²⁰	1.4270 ²⁰	



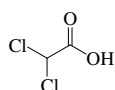
No.	Name	Synonym	Mol. Form.	CAS RN	Mol. Wt.	Physical Form	mp/°C	bp/°C	den/ g cm ⁻³	n _D	Solubility
3019	Dibutyl ether		C ₈ H ₁₈ O	142-96-1	130.228	liq	-95.2	140.28	0.7684 ²⁰	1.3992 ²⁰	i H ₂ O; msc EtOH, eth; vs ace; sl ctc
3020	Di- <i>sec</i> -butyl ether		C ₈ H ₁₈ O	6863-58-7	130.228	liq		121.1	0.756 ²⁵		
3021	Di- <i>tert</i> -butyl ether		C ₈ H ₁₈ O	6163-66-2	130.228	liq		107.23	0.7658 ²⁰	1.3949 ²⁰	
3022	<i>N,N'</i> -Di- <i>tert</i> -butylethylenediamine	<i>N,N'</i> -Di- <i>tert</i> -butylethanediamine	C ₁₀ H ₂₄ N ₂	4062-60-6	172.311	cry	53.3	189	0.69		
3023	2,6-Di- <i>tert</i> -butyl-4-ethylphenol		C ₁₆ H ₂₆ O	4130-42-1	234.376		44	272			i alk
3024	<i>N,N</i> -Dibutylformamide		C ₉ H ₁₉ NO	761-65-9	157.253						s ctc, CS ₂
3025	Dibutyl fumarate		C ₁₂ H ₂₀ O ₄	105-75-9	228.285	liq	-13.5	285; 150 ⁴	0.9775 ²⁰	1.4469 ²⁰	i H ₂ O; s ace, chl
3026	<i>N,N'</i> -Dibutyl-1,6-hexanediamine		C ₁₄ H ₃₂ N ₂	4835-11-4	228.417			138 ^{3,5}		1.4470 ²⁵	
3027	3,5-Di- <i>tert</i> -butyl-2-hydroxybenzoic acid		C ₁₅ H ₂₂ O ₃	19715-19-6	250.334		163.3				s chl
3028	Di- <i>tert</i> -butyl ketone		C ₉ H ₁₈ O	815-24-7	142.238	liq	-25.2	152	0.8240 ¹⁸	1.4194 ²⁰	i H ₂ O; s EtOH, eth, ace, chl, HOAc
3029	Dibutyl maleate		C ₁₂ H ₂₀ O ₄	105-76-0	228.285		<-80	280; 142 ¹⁰			
3030	Dibutyl malonate		C ₁₁ H ₂₀ O ₄	1190-39-2	216.275	liq	-83	251.5	0.9824 ²⁰	1.4262 ²⁰	i H ₂ O; s EtOH, eth, ace, bz, HOAc, ctc
3031	Di- <i>tert</i> -butyl malonate		C ₁₁ H ₂₀ O ₄	541-16-2	216.275		-6	113 ³¹ , 66 ²	1.4184 ²⁰	1.4184 ²⁹	s ace, chl
3032	Dibutylmercury		C ₈ H ₁₈ Hg	629-35-6	314.82			223; 105 ¹⁰	1.7779 ²⁰	1.5057 ²⁰	
3033	2,4-Di- <i>tert</i> -butyl-5-methylphenol	DBMC	C ₁₅ H ₂₄ O	497-39-2	220.351		62.1	282	0.912 ⁶⁰		i H ₂ O; s EtOH, eth, ace, bz, ctc
3034	2,4-Di- <i>tert</i> -butyl-6-methylphenol		C ₁₅ H ₂₄ O	616-55-7	220.351		51	269	0.891 ⁶⁰		i alk
3035	2,6-Di- <i>tert</i> -butyl-4-methylphenol		C ₁₅ H ₂₄ O	128-37-0	220.351		71	265	0.8937 ⁷⁵	1.4859 ⁷⁵	i H ₂ O; s EtOH, ace, bz, peth; i alk
3036	Dibutyl nonanedioate		C ₁₇ H ₃₂ O ₄	2917-73-9	300.434			170 ²			sl chl
3037	Dibutyl oxalate		C ₁₀ H ₁₈ O ₄	2050-60-4	202.248	liq	-30.5	241; 96 ²	0.9873 ²⁰	1.4234 ²⁰	i H ₂ O; s EtOH, eth
3038	Di- <i>tert</i> -butyl peroxide	DTBP	C ₈ H ₁₈ O ₂	110-05-4	146.228	liq	-40	111	0.704 ²⁰	1.3890 ²⁰	i H ₂ O; msc ace; s ctc, lig
3039	2,6-Di- <i>sec</i> -butylphenol		C ₁₄ H ₂₂ O	5510-99-6	206.324	liq	-42	257.5		1.5080 ²⁰	
3040	2,4-Di- <i>tert</i> -butylphenol		C ₁₄ H ₂₂ O	96-76-4	206.324		56.5	263.5		1.5080 ²⁰	sl ctc; i alk
3041	2,6-Di- <i>tert</i> -butylphenol		C ₁₄ H ₂₂ O	128-39-2	206.324	pr (al)	39	161 ⁵⁰ , 133 ²⁰		1.5001 ²⁰	sl EtOH; s ctc; i alk
3042	3,5-Di- <i>tert</i> -butylphenol		C ₁₄ H ₂₂ O	1138-52-9	206.324		88				
3043	Dibutyl phosphate		C ₈ H ₁₉ O ₄ P	107-66-4	210.208	oil		136 ^{0,5}	1.06 ²⁰		s ctc, BuOH
3044	Dibutyl phosphonate		C ₈ H ₁₉ O ₃ P	1809-19-4	194.209	oil		230; 131 ¹⁹	0.985 ²⁵	1.4220 ²⁰	
3045	Dibutyl phthalate		C ₁₆ H ₂₂ O ₄	84-74-2	278.344	liq	-35	340	1.0465 ²⁰	1.4911 ²⁰	i H ₂ O; msc EtOH, eth, bz; s ctc
3046	2,6-Di- <i>tert</i> -butylpyridine		C ₁₃ H ₂₁ N	585-48-8	191.313			120 ²⁰			
3047	Dibutyl sebacate		C ₁₈ H ₃₄ O ₄	109-43-3	314.461	liq	-10	344.5	0.9405 ¹⁵	1.4433 ¹⁵	i H ₂ O; s eth, ctc
3048	Dibutyl succinate		C ₁₂ H ₂₂ O ₄	141-03-7	230.301	liq	-29.2	274.5	0.9752 ²⁰	1.4299 ²⁰	i H ₂ O; s EtOH, eth, bz, ctc
3049	Di- <i>tert</i> -butyl succinate		C ₁₂ H ₂₂ O ₄	926-26-1	230.301		36.5	109 ⁹			
3050	Dibutyl sulfate	Butyl sulfate	C ₈ H ₁₈ O ₄ S	625-22-9	210.292	liq		115 ⁶			
3051	Dibutyl sulfide		C ₈ H ₁₈ S	544-40-1	146.294	liq	-79.7	185	0.8386 ²⁰	1.4530 ²⁰	vs eth, EtOH, chl
3052	Di- <i>sec</i> -butyl sulfide		C ₈ H ₁₈ S	626-26-6	146.294			165	0.8348 ²⁰	1.4506 ²⁰	i H ₂ O; vs EtOH, eth
3053	Di- <i>tert</i> -butyl sulfide		C ₈ H ₁₈ S	107-47-1	146.294	liq	-9.0	149.1	0.815 ²⁵	1.4506 ²⁰	
3054	Dibutyl sulfite	Butyl sulfite	C ₈ H ₁₈ O ₃ S	626-85-7	194.292			230	0.9957 ²⁰	1.4310 ²⁰	s EtOH, eth
3055	Dibutyl sulfone		C ₈ H ₁₈ O ₂ S	598-04-9	178.293		45	291	0.9885 ⁴⁷		i H ₂ O; s EtOH, eth
3056	Dibutyl sulfoxide		C ₈ H ₁₈ OS	2168-93-6	162.293	nd (dil al)	32.6	dec	0.8317 ²³	1.4669 ²⁰	i H ₂ O; s EtOH, eth
3057	Dibutyl tartrate		C ₁₂ H ₂₂ O ₆	87-92-3	262.299	pr	22	320	1.0909 ²⁰	1.4451 ²⁰	vs H ₂ O, ace, EtOH
3058	<i>N,N'</i> -Dibutylthiourea		C ₉ H ₂₀ N ₂ S	109-46-6	188.333	nd (al)	78				
3059	Dibutyltin dichloride	Dibutyltin dichlorostannane	C ₈ H ₁₈ Cl ₂ Sn	683-18-1	303.845	solid	43	135 ¹⁰			s hx, eth, thf
3060	Dibutyltin dilaurate		C ₃₂ H ₆₄ O ₄ Sn	77-58-7	631.558	ye liq or cry	23				i H ₂ O, MeOH; s eth, bz, ctc
3061	Dicapthon		C ₈ H ₉ ClNO ₃ PS	2463-84-5	297.653	cry (MeOH)	53				i H ₂ O; s ace, tol, xyl, AcOEt
3062	Dicentrine		C ₂₀ H ₂₁ NO ₄	517-66-8	339.386						s chl
3063	Dichlofenthion		C ₁₀ H ₁₂ Cl ₂ O ₃ PS	97-17-6	315.153						s ctc, CS ₂
3064	Dichlofluand		C ₉ H ₁₁ Cl ₂ FN ₂ O ₂ S ₂	1085-98-9	333.229	wh pow	105.3				i H ₂ O; s ace, MeOH, xyl
3065	Dichloroacetaldehyde		C ₂ H ₂ Cl ₂ O	79-02-7	112.942			90.5	1.436 ²⁵		sl EtOH



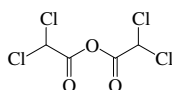
No.	Name	Synonym	Mol. Form.	CAS RN	Mol. Wt.	Physical Form	mp/°C	bp/°C	den/ g cm ⁻³	n _D	Solubility
3066	2,2-Dichloroacetamide		C ₂ H ₃ Cl ₂ NO	683-72-7	127.957		99.4	234			s H ₂ O, EtOH, eth; sl ace
3067	Dichloroacetic acid		C ₂ H ₂ Cl ₂ O ₂	79-43-6	128.942		13.5	194; 102 ²⁰	1.5634 ²⁰	1.4658 ²⁰	msc H ₂ O, EtOH, eth; s ace; sl ctc
3068	Dichloroacetic anhydride		C ₂ H ₂ Cl ₄ O ₃	4124-30-5	239.869		18.0	dec 215; 100 ¹⁰	1.574 ²⁴		
3069	1,1-Dichloroacetone		C ₃ H ₄ Cl ₂ O	513-88-2	126.969			120	1.304 ¹⁸		sl H ₂ O; s EtOH; msc eth
3070	1,3-Dichloroacetone		C ₃ H ₄ Cl ₂ O	534-07-6	126.969	pr or nd	45	173.4	1.3826 ¹⁶	1.4716 ⁴⁰	s H ₂ O, EtOH, eth
3071	Dichloroacetonitrile		C ₂ HCl ₂ N	3018-12-0	109.942			112.5	1.369 ²⁰	1.4391 ²⁵	s MeOH
3072	Dichloroacetyl chloride		C ₂ HCl ₃ O	79-36-7	147.387			108	1.5315 ¹⁶	1.4591 ²⁰	dec H ₂ O, EtOH; msc eth
3073	Dichloroacetylene		C ₂ Cl ₂	7572-29-4	94.927	liq	-66	33	1.261 ²⁰	1.42790 ²⁰	s EtOH, eth, ace
3074	4-[(Dichloroamino)sulfonyl]benzoic acid	Halazone	C ₇ H ₅ Cl ₂ NO ₄ S	80-13-7	270.091	pr (HOAc)	195 dec				sl H ₂ O, chl; vs HOAc; i peth
3075	2,3-Dichloroaniline		C ₆ H ₃ Cl ₂ N	608-27-5	162.017	nd (lig)	24	252			s EtOH, ace; vs eth; sl bz, ctc, lig
3076	2,4-Dichloroaniline		C ₆ H ₃ Cl ₂ N	554-00-7	162.017	pr (ace) nd (dil al) (lig)	63.5	245	1.567 ²⁰		sl H ₂ O, chl; s EtOH, eth
3077	2,5-Dichloroaniline		C ₆ H ₃ Cl ₂ N	95-82-9	162.017	nd (lig)	50	251			sl H ₂ O; s EtOH, eth, bz, chl, CS ₂
3078	2,6-Dichloroaniline		C ₆ H ₃ Cl ₂ N	608-31-1	162.017		39				sl H ₂ O; s EtOH, eth
3079	3,4-Dichloroaniline		C ₆ H ₃ Cl ₂ N	95-76-1	162.017	nd (lig)	72	272			s EtOH, eth; sl bz, chl
3080	3,5-Dichloroaniline		C ₆ H ₃ Cl ₂ N	626-43-7	162.017	nd (lig, dil al)	52	261			i H ₂ O; s EtOH, eth, ctc, lig
3081	9,10-Dichloroanthracene		C ₁₄ H ₈ Cl ₂	605-48-1	247.120	ye nd (MeCOEt or CCl ₄)	213.5				sl EtOH, eth, chl; s bz
3082	1,5-Dichloro-9,10-anthracenedione		C ₁₄ H ₆ Cl ₂ O ₂	82-46-2	277.103	ye nd (to)	252				i H ₂ O; sl EtOH, ace; s bz, HOAc
3083	1,8-Dichloro-9,10-anthracenedione		C ₁₄ H ₆ Cl ₂ O ₂	82-43-9	277.103	ye nd (HOAc)	202.5				i H ₂ O; sl EtOH; s bz, tol, PhNO ₂
3084	<i>trans</i> -4,4'-Dichloroazobenzene		C ₁₂ H ₈ Cl ₂ N ₂	1602-00-2	251.111	ye nd (ace)	189				
3085	4,4'-Dichloroazoxybenzene		C ₁₂ H ₈ Cl ₂ N ₂ O	614-26-6	267.110	ye nd (EtOH)	158				
3086	2,3-Dichlorobenzaldehyde		C ₇ H ₄ Cl ₂ O	6334-18-5	175.012	cry (dil al)	66				vs eth, EtOH
3087	2,4-Dichlorobenzaldehyde		C ₇ H ₄ Cl ₂ O	874-42-0	175.012	pr	73.3	105 ¹⁵			i H ₂ O; s EtOH, eth, bz, chl, HOAc
3088	2,6-Dichlorobenzaldehyde		C ₇ H ₄ Cl ₂ O	83-38-5	175.012	nd (lig)	71.8				vs eth, EtOH, lig
3089	3,4-Dichlorobenzaldehyde		C ₇ H ₄ Cl ₂ O	6287-38-3	175.012		44	247.5			i H ₂ O; s EtOH, eth; sl ctc
3090	3,5-Dichlorobenzaldehyde		C ₇ H ₄ Cl ₂ O	10203-08-4	175.012	nd or lf (dil HOAc)	65	240			vs ace, bz, eth, EtOH
3091	2,6-Dichlorobenzamide		C ₇ H ₄ Cl ₂ NO	2008-58-4	190.027	cry	198				
3092	<i>o</i> -Dichlorobenzene	1,2-Dichlorobenzene	C ₆ H ₄ Cl ₂	95-50-1	147.002	liq	-17.0	180	1.3059 ²⁰	1.5515 ²⁰	i H ₂ O; s EtOH, eth; msc ace, bz, ctc
3093	<i>m</i> -Dichlorobenzene	1,3-Dichlorobenzene	C ₆ H ₄ Cl ₂	541-73-1	147.002	liq	-24.8	173	1.2884 ²⁰	1.5459 ²⁰	i H ₂ O; s EtOH, eth, bz; msc ace
3094	<i>p</i> -Dichlorobenzene	1,4-Dichlorobenzene	C ₆ H ₄ Cl ₂	106-46-7	147.002	mcl pr, lf (ace)	53.09	174	1.2475 ⁵⁵	1.5285 ²⁰	i H ₂ O; msc EtOH, ace, bz; s eth, ctc
3095	2,5-Dichloro-1,4-benzenediamine		C ₆ H ₃ Cl ₂ N ₂	20103-09-7	177.031	pr (w)	170				
3096	2,6-Dichloro-1,4-benzenediamine		C ₆ H ₃ Cl ₂ N ₂	609-20-1	177.031	nd, pr (dil al)	125				s EtOH, eth, ace, bz
3097	3,5-Dichloro-1,2-benzenediol		C ₆ H ₃ Cl ₂ O ₂	13673-92-2	179.001	pr	83.5				sl H ₂ O; s EtOH; vs ace
3098	4,5-Dichloro-1,2-benzenediol		C ₆ H ₃ Cl ₂ O ₂	3428-24-8	179.001	pr(chl-CS ₂) nd(bz-peth)	116.5				s H ₂ O; vs EtOH, bz
3099	4,6-Dichloro-1,3-benzenediol		C ₆ H ₃ Cl ₂ O ₂	137-19-9	179.001		113	254			vs H ₂ O, EtOH, eth, ace; sl lig
3100	2,5-Dichloro-1,4-benzenediol		C ₆ H ₃ Cl ₂ O ₂	824-69-1	179.001	nd or pr w, ace, bz)	172.5		1.8150 ²⁴		s H ₂ O; vs EtOH, eth, ace
3101	4,5-Dichloro-1,3-benzenedisulfonamide	Dichlorphenamide	C ₆ H ₃ Cl ₂ N ₂ O ₂ S ₂	120-97-8	305.159		228.7				
3102	2,4-Dichlorobenzenemethanamine		C ₆ H ₃ Cl ₂ N	95-00-1	176.044			125 ¹³		1.5762 ²⁵	s chl
3103	2,4-Dichlorobenzenemethanol	2,4-Dichlorobenzyl alcohol	C ₆ H ₃ Cl ₂ O	1777-82-8	177.028		59.5	150 ²⁵			s chl
3104	<i>N,N</i> -Dichlorobenzenesulfonamide		C ₆ H ₃ Cl ₂ NO ₂ S	473-29-0	226.081	ye mcl or pl	76				s EtOH; sl ctc



2,2-Dichloroacetamide



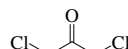
Dichloroacetic acid



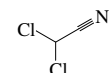
Dichloroacetic anhydride



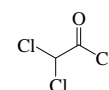
1,1-Dichloroacetone



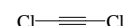
1,3-Dichloroacetone



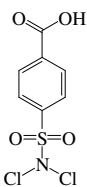
Dichloroacetonitrile



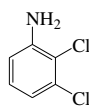
Dichloroacetyl chloride



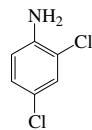
Dichloroacetylene



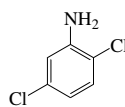
4-[(Dichloroamino)sulfonyl]benzoic acid



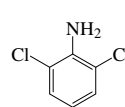
2,3-Dichloroaniline



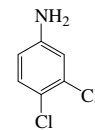
2,4-Dichloroaniline



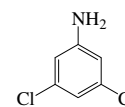
2,5-Dichloroaniline



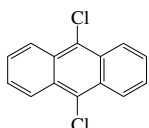
2,6-Dichloroaniline



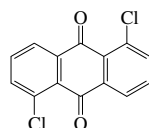
3,4-Dichloroaniline



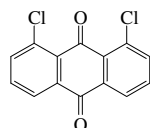
3,5-Dichloroaniline



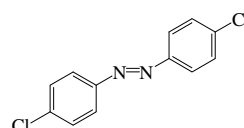
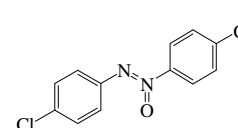
9,10-Dichloroanthracene



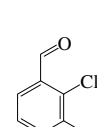
1,5-Dichloro-9,10-anthracenedione



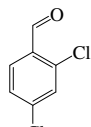
1,8-Dichloro-9,10-anthracenedione

*trans*-4,4'-Dichloroazobenzene

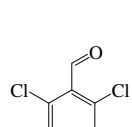
4,4'-Dichloroazoxybenzene



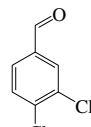
2,3-Dichlorobenzaldehyde



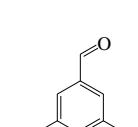
2,4-Dichlorobenzaldehyde



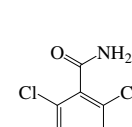
2,6-Dichlorobenzaldehyde



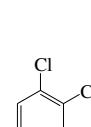
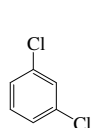
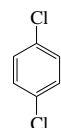
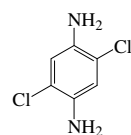
3,4-Dichlorobenzaldehyde



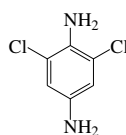
3,5-Dichlorobenzaldehyde



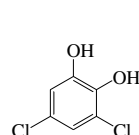
2,6-Dichlorobenzamide

*o*-Dichlorobenzene*m*-Dichlorobenzene*p*-Dichlorobenzene

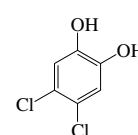
2,5-Dichloro-1,4-benzenediamine



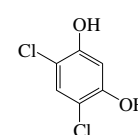
2,6-Dichloro-1,4-benzenediamine



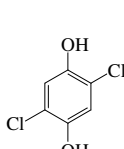
3,5-Dichloro-1,2-benzenediol



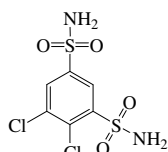
4,5-Dichloro-1,2-benzenediol



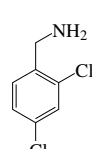
4,6-Dichloro-1,3-benzenediol



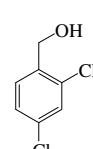
2,5-Dichloro-1,4-benzenediol



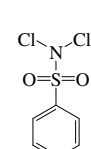
4,5-Dichloro-1,3-benzenedisulfonamide



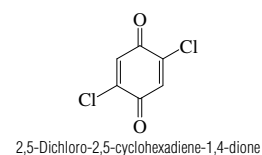
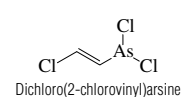
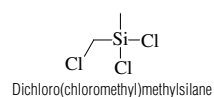
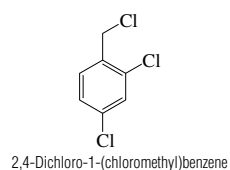
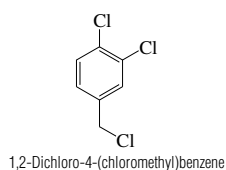
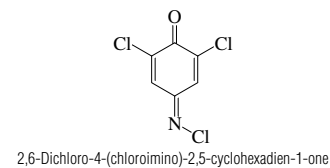
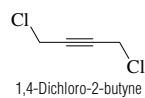
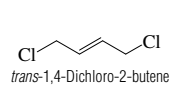
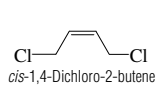
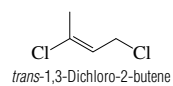
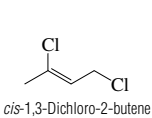
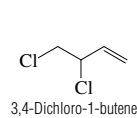
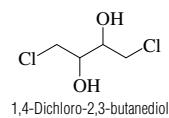
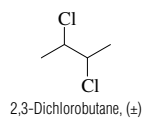
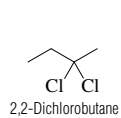
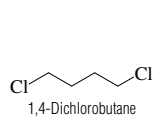
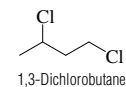
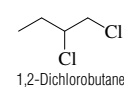
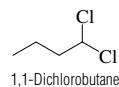
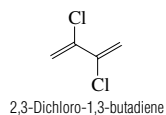
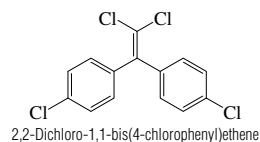
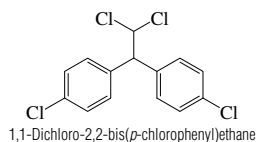
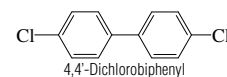
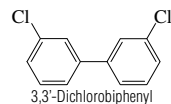
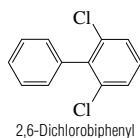
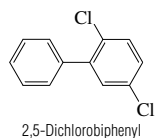
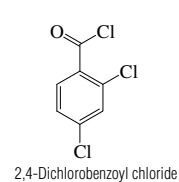
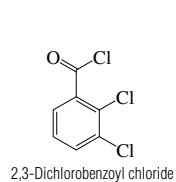
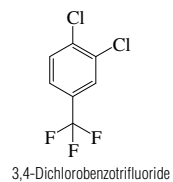
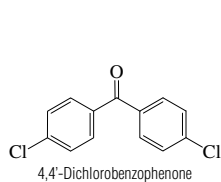
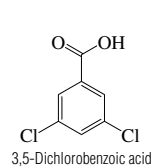
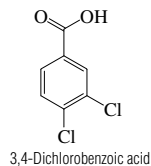
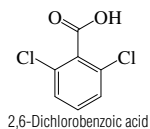
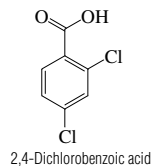
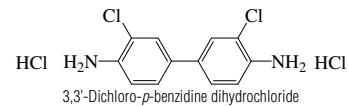
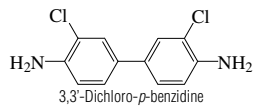
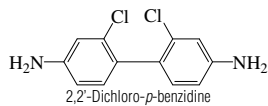
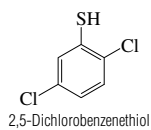
2,4-Dichlorobenzenemethanamine



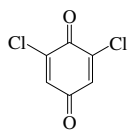
2,4-Dichlorobenzenemethanol

*N,N*-Dichlorobenzenesulfonamide

No.	Name	Synonym	Mol. Form.	CAS RN	Mol. Wt.	Physical Form	mp/°C	bp/°C	den/ g cm ⁻³	n _D	Solubility
3105	2,5-Dichlorobenzenethiol		C ₆ H ₄ Cl ₂ S	5858-18-4	179.067			115 ⁵⁰			
3106	2,2'-Dichloro- <i>p</i> -benzidine	[1,1'-Biphenyl]-4,4'-diamine, 2,2'-dichloro-	C ₁₂ H ₁₀ Cl ₂ N ₂	84-68-4	253.126	nd (w), pr (al)	165				vs eth, EtOH
3107	3,3'-Dichloro- <i>p</i> -benzidine	[1,1'-Biphenyl]-4,4'-diamine, 3,3'-dichloro-	C ₁₂ H ₁₀ Cl ₂ N ₂	91-94-1	253.126	nd	132.5				i H ₂ O; s EtOH, bz, HOAc
3108	3,3'-Dichloro- <i>p</i> -benzidine dihydrochloride		C ₁₂ H ₁₂ Cl ₄ N ₂	612-83-9	326.048						i H ₂ O; vs EtOH
3109	2,4-Dichlorobenzoic acid		C ₇ H ₄ Cl ₂ O ₂	50-84-0	191.012	nd (w or bz)	164.2	sub			s H ₂ O, EtOH, eth, bz, chl; sl ace
3110	2,5-Dichlorobenzoic acid		C ₇ H ₄ Cl ₂ O ₂	50-79-3	191.012	nd (w)	154.4	301			sl H ₂ O, DMSO; s EtOH, eth
3111	2,6-Dichlorobenzoic acid		C ₇ H ₄ Cl ₂ O ₂	50-30-6	191.012	nd (al), pr (w)	144	sub			s H ₂ O, EtOH, eth, bz, chl
3112	3,4-Dichlorobenzoic acid		C ₇ H ₄ Cl ₂ O ₂	51-44-5	191.012	nd (w, al, bz)	208.5				s H ₂ O, eth; vs EtOH; sl DMSO
3113	3,5-Dichlorobenzoic acid		C ₇ H ₄ Cl ₂ O ₂	51-36-5	191.012	nd (al, w)	188	sub			sl H ₂ O, lig, DMSO; s EtOH, eth
3114	2,6-Dichlorobenzonitrile	Dichlobenil	C ₇ H ₃ Cl ₂ N	1194-65-6	172.012	cry (peth)	144.5	270			
3115	4,4'-Dichlorobenzophenone	Bis(4-chlorophenyl) ketone	C ₁₃ H ₈ Cl ₂ O	90-98-2	251.108	pl (al)	147.5	353	1.4500 ²⁰		i H ₂ O; s EtOH; vs eth, chl; sl ace
3116	3,4-Dichlorobenzotrifluoride	1,2-Dichloro-4-(trifluoromethyl) benzene	C ₇ H ₃ Cl ₂ F ₃	328-84-7	215.000	liq		173.5; 64 ¹⁴	1.4729 ²⁵		
3117	2,3-Dichlorobenzoyl chloride		C ₇ H ₃ Cl ₂ O	2905-60-4	209.457	liq		140 ¹⁴			
3118	2,4-Dichlorobenzoyl chloride		C ₇ H ₃ Cl ₂ O	89-75-8	209.457		16.5	150 ³⁴ , 111 ^{7.5}	1.5895 ²⁰		s ctc
3119	2,5-Dichlorobenzoyl chloride		C ₇ H ₃ Cl ₂ O	2905-61-5	209.457	liq		95.4 ¹			
3120	3,4-Dichlorobenzoyl chloride		C ₇ H ₃ Cl ₂ O	3024-72-4	209.457		25	242			sl ctc
3121	2,5-Dichlorobiphenyl		C ₁₂ H ₈ Cl ₂	34883-39-1	223.098			182 ³⁰ , 171 ¹⁵			i H ₂ O
3122	2,6-Dichlorobiphenyl		C ₁₂ H ₈ Cl ₂	33146-45-1	223.098	cry	35.5				i H ₂ O
3123	3,3'-Dichlorobiphenyl		C ₁₂ H ₈ Cl ₂	2050-67-1	223.098	nd (dil al)	29	320			vs bz, eth, EtOH
3124	4,4'-Dichlorobiphenyl		C ₁₂ H ₈ Cl ₂	2050-68-2	223.098	pr or nd (al, to-peth)	149.3	317	1.4420 ⁹		i H ₂ O; sl EtOH, chl; s bz
3125	1,1-Dichloro-2,2-bis(<i>p</i> -chlorophenyl)ethane		C ₁₄ H ₁₀ Cl ₄	72-54-8	320.041		109.5	193 ¹			sl chl
3126	2,2-Dichloro-1,1-bis(4-chlorophenyl)ethene		C ₁₄ H ₈ Cl ₄	72-55-9	318.026		89				
3127	2,3-Dichloro-1,3-butadiene		C ₄ H ₂ Cl ₂	1653-19-6	122.981			98	1.1829 ²⁰	1.4890 ²⁰	vs chl
3128	1,1-Dichlorobutane	Butylidene chloride	C ₄ H ₈ Cl ₂	541-33-3	127.013			113.8	1.0863 ²⁰	1.4355 ²⁰	i H ₂ O; s chl
3129	1,2-Dichlorobutane		C ₄ H ₈ Cl ₂	616-21-7	127.013			124.1	1.1116 ²⁵	1.4450 ²⁰	i H ₂ O; s eth, chl; sl ctc
3130	1,3-Dichlorobutane		C ₄ H ₈ Cl ₂	1190-22-3	127.013			134	1.1158 ²⁰	1.4445 ²⁰	i H ₂ O; s eth, chl; sl ctc
3131	1,4-Dichlorobutane		C ₄ H ₈ Cl ₂	110-56-5	127.013	liq	-37.3	161	1.1331 ²⁵	1.4522 ²⁵	i H ₂ O; vs chl
3132	2,2-Dichlorobutane		C ₄ H ₈ Cl ₂	4279-22-5	127.013	liq	-74	104	1.1048 ²⁵	1.4295	i H ₂ O; s chl
3133	2,3-Dichlorobutane, (±)		C ₄ H ₈ Cl ₂	2211-67-8	127.013	liq	-80	119; 53 ³⁰	1.105 ²⁵	1.4409 ²⁵	i H ₂ O
3134	1,4-Dichloro-2,3-butanediol		C ₄ H ₈ Cl ₂ O ₂	2419-73-0	159.012			126.5	150 ³⁰		vs EtOH
3135	3,4-Dichloro-1-butene		C ₄ H ₆ Cl ₂	760-23-6	124.997	liq	-61	116	1.1170 ²⁰	1.4641 ²⁰	i H ₂ O; s EtOH, eth, ctc; vs chl, bz
3136	<i>cis</i> -1,3-Dichloro-2-butene		C ₄ H ₆ Cl ₂	10075-38-4	124.997			130; 34 ²⁰	1.1605 ²⁰	1.4735 ²⁰	vs ace, bz, eth, EtOH
3137	<i>trans</i> -1,3-Dichloro-2-butene		C ₄ H ₆ Cl ₂	7415-31-8	124.997			132; 53 ²⁰	1.160 ²⁰	1.4719 ²⁰	vs ace, bz, eth, EtOH
3138	<i>cis</i> -1,4-Dichloro-2-butene		C ₄ H ₆ Cl ₂	1476-11-5	124.997	liq	-48	152.5	1.188 ²⁵	1.4887 ²⁵	vs ace, bz, eth, EtOH
3139	<i>trans</i> -1,4-Dichloro-2-butene		C ₄ H ₆ Cl ₂	110-57-6	124.997		1.0	155.4	1.183 ²⁵	1.4871 ²⁵	vs ace, bz, eth, EtOH
3140	1,4-Dichloro-2-butyne		C ₄ H ₂ Cl ₂	821-10-3	122.981			165.5	1.258 ²⁰	1.5058 ²⁰	s eth, ace; sl ctc; vs chl
3141	2,6-Dichloro-4-(chloroimino)-2,5-cyclohexadien-1-one	Gibbs' reagent	C ₆ H ₂ Cl ₃ NO	101-38-2	210.445		66				
3142	1,2-Dichloro-4-(chloromethyl) benzene		C ₇ H ₆ Cl ₂	102-47-6	195.474		37.5	241			i H ₂ O; s EtOH, ctc
3143	2,4-Dichloro-1-(chloromethyl) benzene		C ₇ H ₆ Cl ₂	94-99-5	195.474			120 ¹³			
3144	Dichloro(chloromethyl) methylsilane		C ₂ H ₃ Cl ₃ Si	1558-33-4	163.506			121.5	1.2858 ²⁰	1.4500 ²⁰	
3145	Dichloro(2-chlorovinyl)arsine		C ₂ H ₂ AsCl ₃	541-25-3	207.318	liq	0.1	190	1.888 ²⁰		
3146	2,5-Dichloro-2,5-cyclohexadiene-1,4-dione		C ₆ H ₂ Cl ₂ O ₂	615-93-0	176.985	pa ye mcl pr (al)	162.3				i H ₂ O; sl EtOH; s eth, chl



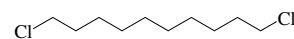
No.	Name	Synonym	Mol. Form.	CAS RN	Mol. Wt.	Physical Form	mp/°C	bp/°C	den/ g cm ⁻³	n _D	Solubility
3147	2,6-Dichloro-2,5-cyclohexadiene-1,4-dione		C ₆ H ₂ Cl ₂ O ₂	697-91-6	176.985	ye orth (liq, bz)	121.8				sl H ₂ O, EtOH; s chl
3148	1,1-Dichlorocyclohexane		C ₆ H ₁₀ Cl ₂	2108-92-1	153.049	liq	-47	171	1.1559 ²⁰	1.4803 ²⁰	
3149	<i>cis</i> -1,2-Dichlorocyclohexane		C ₆ H ₁₀ Cl ₂	10498-35-8	153.049	liq	-1.5	206.9	1.2021 ²⁰	1.4967 ²⁰	vs bz
3150	1,10-Dichlorodecane		C ₁₀ H ₂₀ Cl ₂	2162-98-3	211.172		15.6	167 ²⁸	0.9945 ²⁵	1.4586 ²⁵	
3151	2,7-Dichlorodibenzo- <i>p</i> -dioxin		C ₁₂ H ₆ Cl ₂ O ₂	33857-26-0	253.081	cry	201				
3152	1,2-Dichloro-4-(dichloromethyl)benzene		C ₇ H ₄ Cl ₄	56961-84-3	229.919			257	1.515 ²²		vs bz, eth, EtOH
3153	Dichloro(dichloromethyl)methylsilane		C ₂ H ₄ Cl ₂ Si	1558-31-2	197.951			149	1.4116 ²⁰	1.4700 ²⁰	
3154	2,3-Dichloro-5,6-dicyanobenzoquinone		C ₈ Cl ₂ N ₂ O ₂	84-58-2	227.004	ye-oran cry	214.5				vs bz, HOAc, diox
3155	Dichlorodiethylsilane		C ₄ H ₁₀ Cl ₂ Si	1719-53-5	157.114		-96.5	dec 129	1.0504 ²⁰	1.4309 ²⁰	
3156	1,1-Dichloro-1,2-difluoroethane		C ₂ H ₂ Cl ₂ F ₂	25915-78-0	134.940	col liq		48.4			
3157	1,2-Dichloro-1,1-difluoroethane		C ₂ H ₂ Cl ₂ F ₂	1649-08-7	134.940	liq	-101.2	46.2	1.4163 ²⁰	1.36193 ²⁰	sl H ₂ O
3158	1,2-Dichloro-1,2-difluoroethane		C ₂ H ₂ Cl ₂ F ₂	431-06-1	134.940	liq	-101.2	59.6	1.4163 ²⁰	1.3619 ²⁰	
3159	1,1-Dichloro-2,2-difluoroethene	1,1-Dichloro-2,2-difluoroethylene	C ₂ Cl ₂ F ₂	79-35-6	132.924	vol liq or gas	-116	19	1.555 ⁻²⁰	1.383 ⁻²⁰	
3160	<i>cis</i> -1,2-Dichloro-1,2-difluoroethene	Fluorocarbon 1112	C ₂ Cl ₂ F ₂	311-81-9	132.924	vol liq	-119.6	21.1	1.495 ⁰		
3161	<i>trans</i> -1,2-Dichloro-1,2-difluoroethene		C ₂ Cl ₂ F ₂	381-71-5	132.924	vol liq	-93.3	22	1.494 ⁰		
3162	Dichlorodifluoromethane	Refrigerant 12	CCl ₂ F ₂	75-71-8	120.914	col gas	-158	-29.8			sl H ₂ O; s EtOH, eth, HOAc
3163	2,2-Dichloro-1,1-difluoro-1-methoxyethane	Methoxyflurane	C ₃ H ₄ Cl ₂ F ₂ O	76-38-0	164.966	col liq	-35	105	1.43 ²⁰	1.3861 ²⁰	
3164	2,2'-Dichlorodiisopropyl ether		C ₆ H ₁₂ Cl ₂ O	108-60-1	171.064			187	1.103 ²⁰	1.4505 ²⁰	i H ₂ O; msc EtOH, eth, ace; vs bz
3165	1,4-Dichloro-2,5-dimethylbenzene		C ₈ H ₈ Cl ₂	1124-05-6	175.056		71	222			s chl
3166	2,5-Dichloro-2,5-dimethylhexane		C ₈ H ₁₆ Cl ₂	6223-78-5	183.119	lf, nd	67.5		0.9543 ²⁰		vs bz, eth, EtOH, chl
3167	1,3-Dichloro-5,5-dimethylhydantoin		C ₈ H ₈ Cl ₂ N ₂ O ₂	118-52-5	197.019	pr	132		1.5 ²⁰		sl H ₂ O; s chl, ctc, bz
3168	2,4-Dichloro-3,5-dimethylphenol	Dichloroxylenol	C ₈ H ₈ Cl ₂ O	133-53-9	191.055		83				vs eth
3169	Dichlorodimethylsilane		C ₂ H ₆ Cl ₂ Si	75-78-5	129.061	liq	-16	70.3	1.064 ²⁵	1.4038 ²⁰	dec H ₂ O, EtOH
3170	2,3-Dichloro-1,4-dioxane		C ₄ H ₆ Cl ₂ O ₂	95-59-0	156.996		30	81 ¹⁰	1.468 ²⁰	1.4928 ²⁰	i H ₂ O; vs eth, ace, bz, ctc, diox
3171	Dichlorodiphenylmethane		C ₁₃ H ₁₀ Cl ₂	2051-90-3	237.124			dec 305; 190 ²¹	1.235 ¹⁸		s eth, bz, ctc
3172	Dichlorodiphenylsilane		C ₁₂ H ₁₀ Cl ₂ Si	80-10-4	253.199			305	1.204 ²⁵	1.5800 ²⁰	s EtOH, eth, ace, bz, ctc
3173	1,1-Dichloroethane	Ethylidene dichloride	C ₂ H ₄ Cl ₂	75-34-3	98.959	liq	-96.9	57.3	1.1757 ²⁰	1.4164 ²⁰	sl H ₂ O; vs EtOH, eth; s ace, bz
3174	1,2-Dichloroethane	Ethylene dichloride	C ₂ H ₄ Cl ₂	107-06-2	98.959	liq	-35.7	83.5	1.2454 ²⁵	1.4422 ²⁵	sl H ₂ O; vs EtOH; msc eth; s ace, bz, chl
3175	2,2-Dichloroethanol		C ₂ H ₄ Cl ₂ O	598-38-9	114.958			146	1.4040 ²⁵	1.4626 ²⁵	sl H ₂ O, ctc; s EtOH, eth
3176	1,1-Dichloroethene	Vinylidene chloride	C ₂ H ₂ Cl ₂	75-35-4	96.943	liq	-122.56	31.6	1.213 ²⁰	1.4249 ²⁰	i H ₂ O; s EtOH, ace, bz; vs eth, chl
3177	<i>cis</i> -1,2-Dichloroethene	<i>cis</i> -1,2-Dichloroethylene	C ₂ H ₂ Cl ₂	156-59-2	96.943	liq	-80.0	60.1	1.2837 ²⁰	1.4490 ²⁰	sl H ₂ O; msc EtOH, eth, ace; vs bz, chl
3178	<i>trans</i> -1,2-Dichloroethene	<i>trans</i> -1,2-Dichloroethylene	C ₂ H ₂ Cl ₂	156-60-5	96.943	liq	-49.8	48.7	1.2565 ²⁰	1.4454 ²⁰	sl H ₂ O; msc EtOH, eth, ace; vs bz, chl
3179	1,2-Dichloro-1-ethoxyethane		C ₄ H ₈ Cl ₂ O	623-46-1	143.012			145	1.1370 ²⁰	1.4435 ²⁰	sl chl
3180	1,2-Dichloroethyl acetate		C ₄ H ₆ Cl ₂ O ₂	10140-87-1	156.996	liq		79 ³³ , 32 ¹⁰			
3181	Dichloroethylaluminum	Ethylaluminum chloride	C ₂ H ₄ AlCl ₂	563-43-9	126.949	hyg solid or liq	32	115 ⁵⁰	1.207		reac H ₂ O
3182	Dichloroethylmethylsilane		C ₃ H ₈ Cl ₂ Si	4525-44-4	143.088			101	1.0047 ²⁰	1.4197 ²⁰	
3183	2',7'-Dichlorofluorescein	2',7'-Dichloro-3,6-fluorandiol	C ₂₀ H ₁₀ Cl ₂ O ₅	76-54-0	401.196						sl DMSO
3184	1,1-Dichloro-1-fluoroethane		C ₂ H ₃ Cl ₂ F	1717-00-6	116.949	liq	-103.5	32.0	1.250 ¹⁰	1.3600 ¹⁰	i H ₂ O
3185	1,2-Dichloro-1-fluoroethane		C ₂ H ₃ Cl ₂ F	430-57-9	116.949	liq	-60	73.8	1.3814 ²⁰	1.4132 ²⁰	
3186	1,1-Dichloro-2-fluoroethene	1,1-Dichloro-2-fluoroethylene	C ₂ HCl ₂ F	359-02-4	114.933	liq	-108.8	37.5	1.3732 ¹⁶	1.4031 ¹⁶	
3187	Dichlorofluoromethane	Refrigerant 21	CHCl ₂ F	75-43-4	102.923	col gas	-135	8.9	1.405 ⁹	1.3724 ⁹	i H ₂ O; s EtOH, eth, ctc, chl, HOAc
3188	(Dichlorofluoromethyl)benzene		C ₇ H ₅ Cl ₂ F	498-67-9	179.019	liq	-26.8	179	1.3138 ¹¹	1.5180 ¹¹	vs EtOH
3189	1,1-Dichloro-2-fluoropropene		C ₃ H ₃ Cl ₂ F	430-95-5	128.960			78	1.3026 ²⁵	1.4196 ²⁵	
3190	1,7-Dichloroheptane		C ₇ H ₁₄ Cl ₂	821-76-1	169.092			124 ³⁵	1.0408 ²⁵	1.4565 ²⁵	



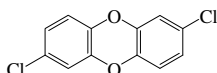
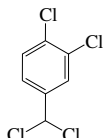
2,6-Dichloro-2,5-cyclohexadiene-1,4-dione



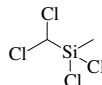
1,1-Dichlorocyclohexane

*cis*-1,2-Dichlorocyclohexane

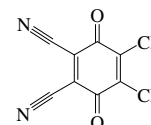
1,10-Dichlorodecane

2,7-Dichlorodibenzo-*p*-dioxin

1,2-Dichloro-4-(dichloromethyl)benzene



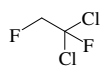
Dichloro(dichloromethyl)methylsilane



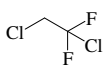
2,3-Dichloro-5,6-dicyanobenzoquinone



Dichlorodiethylsilane



1,1-Dichloro-1,2-difluoroethane



1,2-Dichloro-1,1-difluoroethane



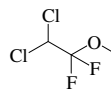
1,2-Dichloro-1,2-difluoroethane



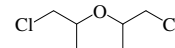
1,1-Dichloro-2,2-difluoroethene

*cis*-1,2-Dichloro-1,2-difluoroethene*trans*-1,2-Dichloro-1,2-difluoroethene

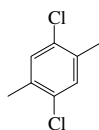
Dichlorodifluoromethane



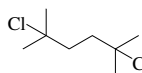
2,2-Dichloro-1,1-difluoro-1-methoxyethane



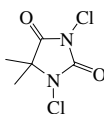
2,2'-Dichlorodiisopropyl ether



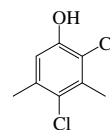
1,4-Dichloro-2,5-dimethylbenzene



2,5-Dichloro-2,5-dimethylhexane



1,3-Dichloro-5,5-dimethyl hydantoin



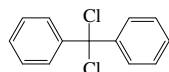
2,4-Dichloro-3,5-dimethylphenol



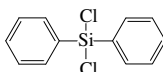
Dichlorodimethylsilane



2,3-Dichloro-1,4-dioxane



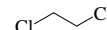
Dichlorodiphenylmethane



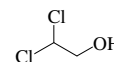
Dichlorodiphenylsilane



1,1-Dichloroethane



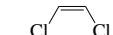
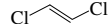
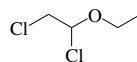
1,2-Dichloroethane



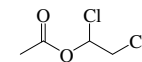
2,2-Dichloroethanol



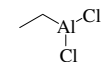
1,1-Dichloroethene

*cis*-1,2-Dichloroethene*trans*-1,2-Dichloroethene

1,2-Dichloro-1-ethoxyethane



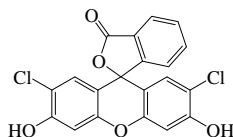
1,2-Dichloroethyl acetate



Dichloroethylaluminum



Dichloroethylmethylsilane



2,7-Dichlorofluorescein



1,1-Dichloro-1-fluoroethane



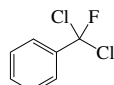
1,2-Dichloro-1-fluoroethane



1,1-Dichloro-2-fluoroethene



Dichlorodifluoromethane



(Dichlorofluoromethyl)benzene

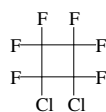


1,1-Dichloro-2-fluoropropene

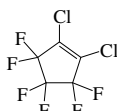


1,7-Dichloroheptane

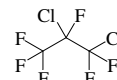
No.	Name	Synonym	Mol. Form.	CAS RN	Mol. Wt.	Physical Form	mp/°C	bp/°C	den/ g cm ⁻³	n _D	Solubility
3191	1,2-Dichloro-1,2,3,3,4,4-hexafluorocyclobutane		C ₄ Cl ₂ F ₆	356-18-3	232.939	liq	-24.2	59.5			
3192	1,2-Dichloro-3,3,4,4,5,5-hexafluorocyclopentane		C ₅ Cl ₂ F ₆	706-79-6	244.949	liq	-105.8	90.7	1.6546 ²⁰	1.3676 ²⁰	
3193	1,2-Dichloro-1,1,2,3,3,3-hexafluoropropane		C ₃ Cl ₂ F ₆	661-97-2	220.928			34.1			i H ₂ O
3194	1,3-Dichloro-1,1,2,2,3,3-hexafluoropropane	Refrigerant 216	C ₃ Cl ₂ F ₆	662-01-1	220.928	liq	-125.4	35.7	1.573 ²⁰	1.3030 ²⁰	
3195	1,5-Dichloro-1,1,3,3,5,5-hexamethyltrisiloxane		C ₆ H ₁₈ Cl ₂ O ₂ Si ₃	3582-71-6	277.369	liq	-53	184	1.018 ²⁰		dec H ₂ O
3196	1,2-Dichlorohexane		C ₆ H ₁₂ Cl ₂	2162-92-7	155.065			173	1.085 ¹⁵		vs eth, chl
3197	1,6-Dichlorohexane		C ₆ H ₁₂ Cl ₂	2163-00-0	155.065			204	1.0676 ²⁵	1.4555 ²⁵	i H ₂ O; s eth, ctc, chl
3198	3,5-Dichloro-2-hydroxybenzaldehyde		C ₇ H ₄ Cl ₂ O ₂	90-60-8	191.012	ye orth (HOAc)	95				i H ₂ O
3199	3,5-Dichloro-2-hydroxybenzoic acid		C ₇ H ₄ Cl ₂ O ₃	320-72-9	207.011	nd (dil al) orth pr	220.5	sub			sl H ₂ O; vs EtOH, eth
3200	2,6-Dichloroindophenol, sodium salt	Tillman's reagent	C ₁₂ H ₆ Cl ₂ NNaO ₂	620-45-1	290.078	dk grn cry					s H ₂ O, EtOH, ace
3201	5,6-Dichloro-1,3-isobenzofurandione	4,5-Dichlorophthalic anhydride	C ₈ H ₂ Cl ₂ O ₃	942-06-3	217.006	tab or pr (to)	188	313			vs eth, EtOH, tol
3202	Dichloromethane	Methylene chloride	CH ₂ Cl ₂	75-09-2	84.933	liq	-97.2	40	1.3266 ²⁰	1.4242 ²⁰	sl H ₂ O; msc EtOH, eth; s ctc
3203	1,2-Dichloro-3-methoxybenzene		C ₇ H ₆ Cl ₂ O	1984-59-4	177.028		32				
3204	1,3-Dichloro-2-methoxybenzene	2,6-Dichloroanisole	C ₇ H ₆ Cl ₂ O	1984-65-2	177.028	liq	10	105 ²⁰	1.291	1.5430 ²⁰	
3205	2,4-Dichloro-1-methoxybenzene		C ₇ H ₆ Cl ₂ O	553-82-2	177.028	pr	28.5	232; 125 ¹⁰			sl chl
3206	3,6-Dichloro-2-methoxybenzoic acid	Dicamba	C ₈ H ₆ Cl ₂ O ₃	1918-00-9	221.038	cry (pent)	115		1.57 ²⁵		
3207	(Dichloromethyl)benzene	Benzal chloride	C ₇ H ₆ Cl ₂	98-87-3	161.029	liq	-17	205	1.26 ²⁵	1.5502 ²⁰	i H ₂ O; vs eth, EtOH
3208	<i>N,N</i> -Dichloro-4-methylbenzenesulfonamide	Dichloramine-T	C ₇ H ₇ Cl ₂ NO ₂ S	473-34-7	240.108	pr(chl-peth)	83				i H ₂ O; s EtOH, eth, bz, ctc, HOAc
3209	Dichloromethylborane	Methylchloroborane	CH ₂ BCl ₂	7318-78-7	96.752	col gas		11			
3210	2,3-Dichloro-2-methylbutane	Amylene dichloride	C ₅ H ₁₀ Cl ₂	507-45-9	141.038			129	1.0696 ¹⁵	1.4450 ¹⁸	i H ₂ O; vs eth, EtOH
3211	1,1-Dichloromethyl methyl ether	Methoxydichloromethane	C ₂ H ₄ Cl ₂ O	4885-02-3	114.958			85	1.271 ²⁵	1.4300 ²⁰	
3212	2,4-Dichloro-3-methylphenol		C ₇ H ₆ Cl ₂ O	17788-00-0	177.028	pr (peth)	58	236; 77 ⁴			vs eth, chl
3213	2,4-Dichloro-6-methylphenol		C ₇ H ₆ Cl ₂ O	1570-65-6	177.028	nd (w, peth)	55				sl H ₂ O; vs EtOH, eth, chl, CS ₂
3214	2,6-Dichloro-4-methylphenol		C ₇ H ₆ Cl ₂ O	2432-12-4	177.028	nd (lig)	39	231; 138 ²⁸			i H ₂ O; vs eth, EtOH, HOAc
3215	Dichloromethylphenylsilane		C ₇ H ₆ Cl ₂ Si	149-74-6	191.131			206.5	1.1866 ²⁰	1.5180 ²⁰	
3216	Dichloromethylphosphine	Methylphosphonous dichloride	CH ₂ Cl ₂ P	676-83-5	116.915			12 ²⁰	1.304 ²⁰	1.4940 ²⁰	
3217	1,2-Dichloro-2-methylpropane	1,2-Dichloroisobutane	C ₄ H ₈ Cl ₂	594-37-6	127.013			106.5	1.093 ²⁰	1.4370 ²⁰	i H ₂ O; msc EtOH, eth, ace, bz, ctc
3218	2,4-Dichloro-5-methylpyrimidine		C ₆ H ₄ Cl ₂ N ₂	1780-31-0	163.004	pl (al)	26	235			sl H ₂ O; vs EtOH, eth, bz, chl
3219	2,4-Dichloro-6-methylpyrimidine		C ₆ H ₄ Cl ₂ N ₂	5424-21-5	163.004	nd (lig)	46.5	219			vs bz, eth, EtOH, chl
3220	Dichloromethylsilane		CH ₂ Cl ₂ Si	75-54-7	115.035	liq	-93	41	1.105 ²⁵		
3221	1,2-Dichloronaphthalene		C ₁₀ H ₆ Cl ₂	2050-69-3	197.061	pl (al)	36	296.5	1.3147 ⁴⁹	1.5338 ⁴⁹	s EtOH, eth
3222	1,3-Dichloronaphthalene		C ₁₀ H ₆ Cl ₂	2198-75-6	197.061	nd or pr (al)	62.3	291			s EtOH
3223	1,4-Dichloronaphthalene		C ₁₀ H ₆ Cl ₂	1825-31-6	197.061	nd or pr (al, ace)	67.5	288; 147 ¹²	1.2997 ⁷⁶	1.6228 ⁷⁶	i H ₂ O; sl EtOH; s eth, bz, HOAc; vs ace
3224	1,5-Dichloronaphthalene		C ₁₀ H ₆ Cl ₂	1825-30-5	197.061	nd or lf (al) pr (sub)	107	sub	1.4900 ²⁰		i H ₂ O; sl EtOH; s eth
3225	1,6-Dichloronaphthalene		C ₁₀ H ₆ Cl ₂	2050-72-8	197.061	nd or pr (al, peth)	49	sub			
3226	1,7-Dichloronaphthalene		C ₁₀ H ₆ Cl ₂	2050-73-9	197.061	nd or pr (al, HOAc)	63.5	285.5	1.2611 ¹⁰⁰	1.6092 ¹⁰⁰	s EtOH, eth, bz, HOAc
3227	1,8-Dichloronaphthalene		C ₁₀ H ₆ Cl ₂	2050-74-0	197.061	orth pl (hx) nd (al, sub)	89	sub	1.2924 ¹⁰⁰	1.6236 ¹⁰⁰	s EtOH, peth
3228	2,3-Dichloronaphthalene		C ₁₀ H ₆ Cl ₂	2050-75-1	197.061	orth lf (al)	120				i H ₂ O; sl EtOH; vs eth
3229	2,6-Dichloronaphthalene		C ₁₀ H ₆ Cl ₂	2065-70-5	197.061	nd or lf (al) pl (eth, bz)	140.5	285			sl EtOH; s eth, bz, chl, HOAc
3230	2,7-Dichloronaphthalene		C ₁₀ H ₆ Cl ₂	2198-77-8	197.061	pl or lf (al)	115.0				vs EtOH; s hx, HOAc
3231	2,3-Dichloro-1,4-naphthalenedione	Dichlone	C ₁₀ H ₄ Cl ₂ O ₂	117-80-6	227.044	ye nd (al)	195				i H ₂ O; sl EtOH, eth, bz; s chl



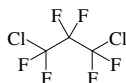
1,2-Dichloro-1,2,3,3,4,4-hexafluorocyclobutane



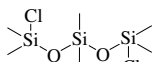
1,2-Dichloro-3,3,4,4,5,5-hexafluorocyclopentene



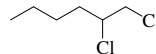
1,2-Dichloro-1,1,2,2,3,3-hexafluoropropane



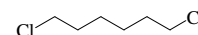
1,3-Dichloro-1,1,2,2,3,3-hexafluoropropane



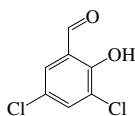
1,5-Dichloro-1,1,3,3,5,5-hexamethyltrisiloxane



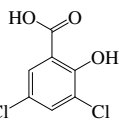
1,2-Dichlorohexane



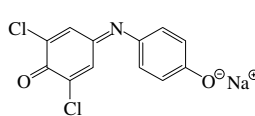
1,6-Dichlorohexane



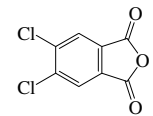
3,5-Dichloro-2-hydroxybenzaldehyde



3,5-Dichloro-2-hydroxybenzoic acid



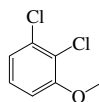
2,6-Dichloroindophenol, sodium salt



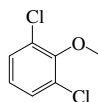
5,6-Dichloro-1,3-isobenzofurandione



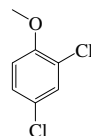
Dichloromethane



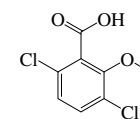
1,2-Dichloro-3-methoxybenzene



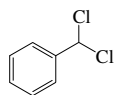
1,3-Dichloro-2-methoxybenzene



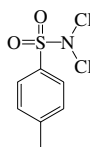
2,4-Dichloro-1-methoxybenzene



3,6-Dichloro-2-methoxybenzoic acid



(Dichloromethyl)benzene



N,N-Dichloro-4-methylbenzenesulfonamide



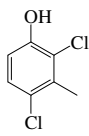
Dichloromethylborane



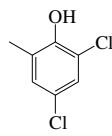
2,3-Dichloro-2-methylbutane



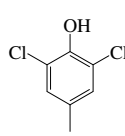
1,1-Dichloromethyl methyl ether



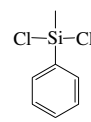
2,4-Dichloro-3-methylphenol



2,4-Dichloro-6-methylphenol



2,6-Dichloro-4-methylphenol



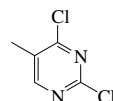
Dichloromethylphenylsilane



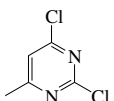
Dichloromethylphosphine



1,2-Dichloro-2-methylpropane



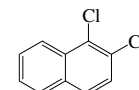
2,4-Dichloro-5-methylpyrimidine



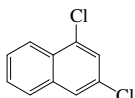
2,4-Dichloro-6-methylpyrimidine



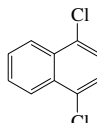
Dichloromethylsilane



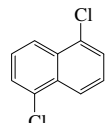
1,2-Dichloronaphthalene



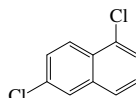
1,3-Dichloronaphthalene



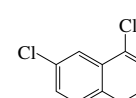
1,4-Dichloronaphthalene



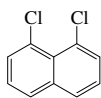
1,5-Dichloronaphthalene



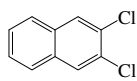
1,6-Dichloronaphthalene



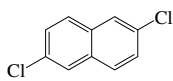
1,7-Dichloronaphthalene



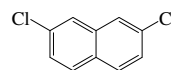
1,8-Dichloronaphthalene



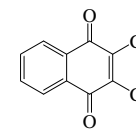
2,3-Dichloronaphthalene



2,6-Dichloronaphthalene

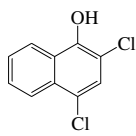


2,7-Dichloronaphthalene

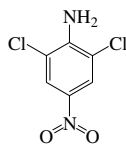


2,3-Dichloro-1,4-naphthalenedione

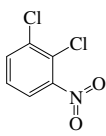
No.	Name	Synonym	Mol. Form.	CAS RN	Mol. Wt.	Physical Form	mp/°C	bp/°C	den/ g cm ⁻³	n _D	Solubility
3232	2,4-Dichloro-1-naphthol	2,4-Dichloro- α -naphthol	C ₁₀ H ₆ Cl ₂ O	2050-76-2	213.060	nd (al, bz)	107.5	180			vs bz, eth, EtOH
3233	2,6-Dichloro-4-nitroaniline		C ₆ H ₄ Cl ₂ N ₂ O ₂	99-30-9	207.014	ye nd (al, HOAc)	191				s EtOH, acid; sl DMSO
3234	1,2-Dichloro-3-nitrobenzene		C ₆ H ₃ Cl ₂ NO ₂	3209-22-1	192.000	mcl nd (peth, HOAc)	61.5	257.5	1.721 ¹⁴		i H ₂ O; s EtOH, eth, ace, bz, peth; sl chl
3235	1,2-Dichloro-4-nitrobenzene		C ₆ H ₃ Cl ₂ NO ₂	99-54-7	192.000	nd (al)	43	255.5	1.4558 ⁷⁵		i H ₂ O; s EtOH, eth; sl ctc
3236	1,3-Dichloro-5-nitrobenzene		C ₆ H ₃ Cl ₂ NO ₂	618-62-2	192.000	mcl pr or lf (HOAc, al)	65.4		1.4000 ¹⁰⁰		i H ₂ O; s EtOH, eth
3237	1,4-Dichloro-2-nitrobenzene		C ₆ H ₃ Cl ₂ NO ₂	89-61-2	192.000	pl or pr (al) pl (AcOEt)	56	267	1.439 ⁷⁵	1.4390 ⁷⁵	i H ₂ O; s EtOH, eth, bz, CS ₂ ; sl ctc
3238	2,4-Dichloro-1-nitrobenzene		C ₆ H ₃ Cl ₂ NO ₂	611-06-3	192.000	nd (al)	34	258.5	1.4790 ⁸⁰	1.5512 ⁷⁰	i H ₂ O; s EtOH, eth; sl chl
3239	1,1-Dichloro-1-nitroethane	Ethide	C ₂ H ₃ Cl ₂ NO ₂	594-72-9	143.957			123.5			s ctc
3240	2,6-Dichloro-4-nitrophenol		C ₆ H ₃ Cl ₂ NO ₃	618-80-4	207.999	br nd (w)	127 exp		1.822 ²⁵		vs eth, chl
3241	1,1-Dichloro-1-nitropropane		C ₃ H ₅ Cl ₂ NO ₂	595-44-8	157.984			145	1.312 ²⁰		s ctc
3242	1,9-Dichlorononane		C ₉ H ₁₉ Cl ₂	821-99-8	197.145			260; 138 ¹⁷	1.0173 ²⁵	1.4586 ²⁵	
3243	1,8-Dichlorooctane		C ₈ H ₁₆ Cl ₂	2162-99-4	183.119			241	1.0248 ²⁵	1.4572 ²⁵	
3244	1,3-Dichloro-1,1,2,2,3-pentafluoropropane		C ₃ HCl ₂ F ₅	507-55-1	202.938	liq		52	1.55 ²⁵		
3245	3,3-Dichloro-1,1,1,2,2-pentafluoropropane	Refrigerant 225ca	C ₃ HCl ₂ F ₅	422-56-0	202.938	liq		45.5	1.54 ²⁵		
3246	1,2-Dichloropentane		C ₅ H ₁₀ Cl ₂	1674-33-5	141.038			148.3	1.0872 ²⁰	1.4485 ²⁰	i H ₂ O; s EtOH; vs chl
3247	1,5-Dichloropentane		C ₅ H ₁₀ Cl ₂	628-76-2	141.038	liq	-72.8	179	1.0956 ²⁵	1.4545 ²⁵	i H ₂ O; s EtOH, eth, bz, ctc
3248	2,3-Dichloropentane		C ₅ H ₁₀ Cl ₂	600-11-3	141.038	liq	-77.3	139	1.0789 ²⁰	1.4464 ²⁰	i H ₂ O
3249	Dichlorophene		C ₁₃ H ₁₀ Cl ₂ O ₂	97-23-4	269.123	cry (bz, peth)	177.5				i H ₂ O; s EtOH, ace
3250	2,3-Dichlorophenol		C ₆ H ₄ Cl ₂ O	576-24-9	163.001	cry (lig, bz)	58				s EtOH, eth, bz, lig
3251	2,4-Dichlorophenol		C ₆ H ₄ Cl ₂ O	120-83-2	163.001	hex nd (bz)	45	210			sl H ₂ O; s EtOH, eth, bz, chl
3252	2,5-Dichlorophenol		C ₆ H ₄ Cl ₂ O	583-78-8	163.001	pr (bz, peth)	59	211			sl H ₂ O; vs EtOH, eth; s bz, peth
3253	2,6-Dichlorophenol		C ₆ H ₄ Cl ₂ O	87-65-0	163.001	nd (peth)	68.5	220; 82 ⁴	1.653 ²⁰		vs EtOH, eth; s bz, peth
3254	3,4-Dichlorophenol		C ₆ H ₄ Cl ₂ O	95-77-2	163.001	nd (bz-peth)	68	253			sl H ₂ O; vs EtOH, eth; s bz, peth
3255	3,5-Dichlorophenol		C ₆ H ₄ Cl ₂ O	591-35-5	163.001	pr (peth)	68	233			sl H ₂ O; vs EtOH, eth; s peth
3256	(2,4-Dichlorophenoxy)acetic acid	2,4-D	C ₈ H ₆ Cl ₂ O ₃	94-75-7	221.038	cry (bz)	140.5	160 ^{9,4}			i H ₂ O; s EtOH; sl bz, DMSO
3257	4-(2,4-Dichlorophenoxy)butanoic acid	Butyrac 118 acid	C ₁₀ H ₁₀ Cl ₂ O ₃	94-82-6	249.090		118				
3258	2-(2,4-Dichlorophenoxy)propanoic acid	Dichlorprop	C ₉ H ₈ Cl ₂ O ₃	120-36-5	235.064		117.5				sl H ₂ O, lig; s EtOH, eth
3259	Dichlorophenylarsine		C ₆ H ₄ AsCl ₂	696-28-6	222.932	liq	-19	255	1.6516 ²⁰	1.6386 ¹⁵	vs bz, eth, EtOH
3260	2,4-Dichlorophenyl benzenesulfonate	Genite	C ₁₂ H ₈ Cl ₂ O ₃ S	97-16-5	303.161		45.5				s ctc, CS ₂
3261	2,2-Dichloro-1-phenylethanone		C ₈ H ₈ Cl ₂ O	2648-61-5	189.039	amor	20.5	249	1.340 ¹⁶	1.5686 ²⁰	s EtOH, bz, ctc
3262	1-(2,4-Dichlorophenyl)ethanone		C ₈ H ₈ Cl ₂ O	2234-16-4	189.039		33.5			1.5640 ²⁰	i H ₂ O
3263	1-(2,5-Dichlorophenyl)ethanone		C ₈ H ₈ Cl ₂ O	2476-37-1	189.039		12	118 ¹²	1.321 ³⁰	1.5595 ³⁰	
3264	1-(3,4-Dichlorophenyl)ethanone		C ₈ H ₈ Cl ₂ O	2642-63-9	189.039	nd (peth)	76	135 ¹²			i H ₂ O; s ctc, lig
3265	3,4-Dichlorophenyl isocyanate	1,2-Dichloro-5-isocyanatobenzene	C ₇ H ₃ Cl ₂ NO	102-36-3	188.011	cry	42	112 ¹²			
3266	3,5-Dichlorophenyl isocyanate	1,3-Dichloro-5-isocyanatobenzene	C ₇ H ₃ Cl ₂ NO	34893-92-0	188.011		33		1.380		
3267	<i>N</i> -(3,4-Dichlorophenyl)-2-methyl-2-propenamamide	Dicryl	C ₁₀ H ₉ Cl ₂ NO	2164-09-2	230.090	cry (al-peth)	128				vs ace, EtOH
3268	3-(2,4-Dichlorophenyl)-2-propenoic acid		C ₈ H ₆ Cl ₂ O ₂	1201-99-6	217.049		234				s DMSO
3269	Dichlorophenylsilane	Phenyldichlorosilane	C ₆ H ₄ Cl ₂ Si	1631-84-1	177.104			181	1.221 ²⁵		dec H ₂ O
3270	1,1-Dichloropropane	Propylidene chloride	C ₃ H ₆ Cl ₂	78-99-9	112.986			88.1	1.1321 ²⁰	1.4289 ²⁰	s EtOH, eth, bz, chl
3271	1,2-Dichloropropane, (\pm)	Propylene dichloride	C ₃ H ₆ Cl ₂	26198-63-0	112.986	liq	-100.53	96.4	1.1560 ²⁰	1.4394 ²⁰	sl H ₂ O; s EtOH, eth, bz, chl
3272	1,3-Dichloropropane		C ₃ H ₆ Cl ₂	142-28-9	112.986	liq	-99.5	120.9	1.1785 ²⁵	1.4455 ²⁵	sl H ₂ O; vs EtOH, eth; s bz, chl
3273	2,2-Dichloropropane		C ₃ H ₆ Cl ₂	594-20-7	112.986	liq	-33.9	69.3	1.1136 ²⁰	1.4148 ²⁰	i H ₂ O; s EtOH, bz, chl; msc eth



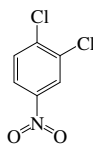
2,4-Dichloro-1-naphthol



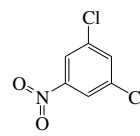
2,6-Dichloro-4-nitroaniline



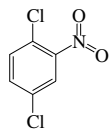
1,2-Dichloro-3-nitrobenzene



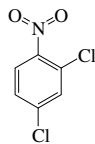
1,2-Dichloro-4-nitrobenzene



1,3-Dichloro-5-nitrobenzene



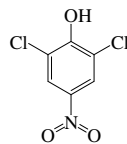
1,4-Dichloro-2-nitrobenzene



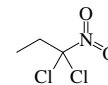
2,4-Dichloro-1-nitrobenzene



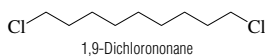
1,1-Dichloro-1-nitroethane



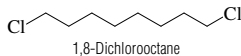
2,6-Dichloro-4-nitrophenol



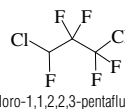
1,1-Dichloro-1-nitropropane



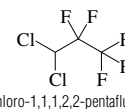
1,9-Dichlorononane



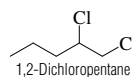
1,8-Dichlorooctane



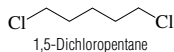
1,3-Dichloro-1,1,2,2,3-pentafluoropropane



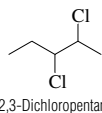
3,3-Dichloro-1,1,1,2,2-pentafluoropropane



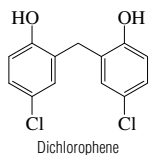
1,2-Dichloropentane



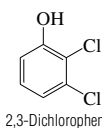
1,5-Dichloropentane



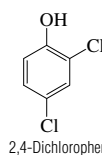
2,3-Dichloropentane



Dichlorophene



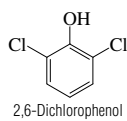
2,3-Dichlorophenol



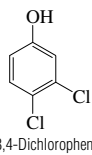
2,4-Dichlorophenol



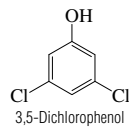
2,5-Dichlorophenol



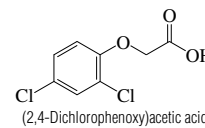
2,6-Dichlorophenol



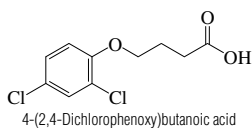
3,4-Dichlorophenol



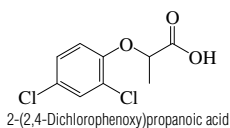
3,5-Dichlorophenol



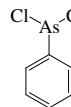
(2,4-Dichlorophenoxy)acetic acid



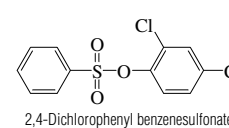
4-(2,4-Dichlorophenoxy)butanoic acid



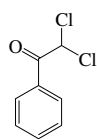
2-(2,4-Dichlorophenoxy)propanoic acid



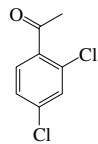
Dichlorophenylarsine



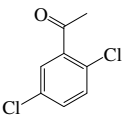
2,4-Dichlorophenyl benzenesulfonate



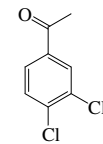
2,2-Dichloro-1-phenylethanone



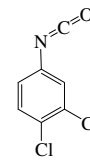
1-(2,4-Dichlorophenyl)ethanone



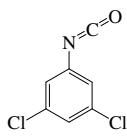
1-(2,5-Dichlorophenyl)ethanone



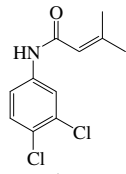
1-(3,4-Dichlorophenyl)ethanone



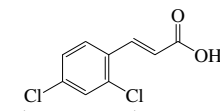
3,4-Dichlorophenyl isocyanate



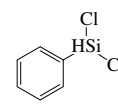
3,5-Dichlorophenyl isocyanate



N-(3,4-Dichlorophenyl)-2-methyl-2-propenamide



3-(2,4-Dichlorophenyl)-2-propenoic acid



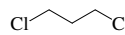
Dichlorophenylsilane



1,1-Dichloropropane



1,2-Dichloropropane, (±)

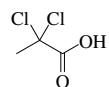


1,3-Dichloropropane

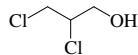


2,2-Dichloropropane

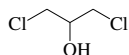
No.	Name	Synonym	Mol. Form.	CAS RN	Mol. Wt.	Physical Form	mp/°C	bp/°C	den/ g cm ⁻³	n _D	Solubility
3274	2,2-Dichloropropanoic acid	2,2-Dichloropropionic acid	C ₃ H ₄ Cl ₂ O ₂	75-99-0	142.969			187.5; 92 ¹⁴	1.389 ¹²		vs H ₂ O, alk, EtOH; s eth, ctc
3275	2,3-Dichloro-1-propanol		C ₃ H ₅ Cl ₂ O	616-23-9	128.985	visc		184	1.3607 ²⁰	1.4819 ²⁰	sl H ₂ O, lig; msc EtOH, eth, ace, bz
3276	1,3-Dichloro-2-propanol		C ₃ H ₅ Cl ₂ O	96-23-1	128.985			176	1.3506 ¹⁷	1.4837 ²⁰	vs H ₂ O, EtOH; msc eth; s ace, chl
3277	2,3-Dichloro-1-propanol, phosphate (3:1)		C ₉ H ₁₅ Cl ₆ O ₄ P	78-43-3	430.904			190 ^{0,1}	1.517 ²²		
3278	2,3-Dichloropropanoyl chloride		C ₃ H ₃ Cl ₃ O	7623-13-4	161.414			53 ¹⁷	1.4757 ²⁰	1.4764 ²⁰	
3279	1,1-Dichloropropene		C ₃ H ₄ Cl ₂	563-58-6	110.970			76.5	1.1864 ²⁵	1.4430 ²⁵	i H ₂ O; s eth, ace, chl
3280	<i>cis</i> -1,2-Dichloropropene		C ₃ H ₄ Cl ₂	6923-20-2	110.970			93		1.4549 ²⁰	i H ₂ O; s ace, bz, chl
3281	<i>trans</i> -1,2-Dichloropropene		C ₃ H ₄ Cl ₂	7069-38-7	110.970			77	1.1818 ²⁰	1.4471 ²⁰	i H ₂ O; vs EtOH, ctc, MeOH
3282	<i>cis</i> -1,3-Dichloropropene	<i>cis</i> -1,3-Dichloropropylene	C ₃ H ₄ Cl ₂	10061-01-5	110.970			104.3	1.224 ²⁰	1.4682 ²⁰	i H ₂ O; s eth, bz, chl
3283	<i>trans</i> -1,3-Dichloropropene	<i>trans</i> -1,3-Dichloropropylene	C ₃ H ₄ Cl ₂	10061-02-6	110.970			112	1.217 ²⁰	1.4730 ²⁰	i H ₂ O; s eth, bz, chl
3284	2,3-Dichloropropene		C ₃ H ₄ Cl ₂	78-88-6	110.970		10	94	1.211 ²⁰	1.4603 ²⁰	i H ₂ O; msc EtOH; s eth, bz, chl
3285	3,6-Dichloropyridazine		C ₄ H ₂ Cl ₂ N ₂	141-30-0	148.978		68.8	89 ^{0,2}			s chl
3286	2,6-Dichloropyridine		C ₅ H ₃ Cl ₂ N	2402-78-0	147.990		87	211			
3287	4,6-Dichloro-2-pyrimidinamine		C ₄ H ₃ Cl ₂ N ₃	56-05-3	163.993		215				s DMSO
3288	2,4-Dichloropyrimidine		C ₄ H ₂ Cl ₂ N ₂	3934-20-1	148.978		59	198; 101 ²³			
3289	4,7-Dichloroquinoline		C ₉ H ₅ Cl ₂ N	86-98-6	198.049	cry (MeOH), nd (80% al)	93	148 ¹⁰			sl chl
3290	5,7-Dichloro-8-quinolinol	Chloroxine	C ₉ H ₅ Cl ₂ NO	773-76-2	214.048	cry (al)	179.5				sl EtOH, ace, chl, DMSO; s alk, bz, peth
3291	2,3-Dichloroquinoxaline		C ₈ H ₄ Cl ₂ N ₂	2213-63-0	199.037	cry (al, bz)	152				i H ₂ O; vs EtOH, bz, chl, HOAc
3292	2,5-Dichlorostyrene		C ₈ H ₆ Cl ₂	1123-84-8	173.040		8.0	93 ⁵ , 74 ³	1.246 ²⁰	1.5798 ²⁰	
3293	1,2-Dichloro-3,4,5,6-tetrafluorobenzene		C ₆ Cl ₂ F ₄	1198-59-0	218.964			157.7			
3294	1,1-Dichloro-1,2,2,2-tetrafluoroethane	Refrigerant 114a	C ₂ Cl ₂ F ₄	374-07-2	170.921	col gas	-56.6	3.4	1.455 ²⁵ (p>1 atm)	1.3092 ⁰	vs bz, eth, EtOH
3295	1,2-Dichloro-1,1,2,2-tetrafluoroethane	Refrigerant 114	C ₂ Cl ₂ F ₄	76-14-2	170.921	col gas	-92.53	3.5	1.455 ²⁵ (p>1 atm)	1.3092 ⁰	i H ₂ O; vs eth, EtOH
3296	1,2-Dichloro-1,1,2,2-tetramethyldisilane		C ₄ H ₁₂ Cl ₂ Si ₂	4342-61-4	187.215			148; 49 ¹⁸	1.010 ²⁰	1.4548 ²⁰	
3297	1,3-Dichloro-1,1,3,3-tetramethyldisiloxane		C ₄ H ₁₂ Cl ₂ O ₂ Si ₂	2401-73-2	203.214	liq	-37.5	138	1.038 ²⁰		
3298	2,5-Dichlorothiophene		C ₄ H ₂ Cl ₂ S	3172-52-9	153.030	liq	-40.5	162	1.4422 ²⁰	1.5626 ²⁰	i H ₂ O; msc EtOH, eth; s ctc
3299	2,3-Dichlorotoluene		C ₇ H ₆ Cl ₂	32768-54-0	161.029		6	207.5	1.2458 ²⁰	1.5511 ²⁰	vs bz
3300	2,4-Dichlorotoluene		C ₇ H ₆ Cl ₂	95-73-8	161.029	liq	-13.5	201	1.2476 ²⁰	1.5511 ²⁰	i H ₂ O; s ctc
3301	2,5-Dichlorotoluene		C ₇ H ₆ Cl ₂	19398-61-9	161.029		2.5	200	1.2535 ²⁰	1.5449 ²⁰	i H ₂ O; s bz
3302	2,6-Dichlorotoluene		C ₇ H ₆ Cl ₂	118-69-4	161.029		25.8	198	1.2686 ²⁰	1.5507 ²⁰	i H ₂ O; s chl
3303	3,4-Dichlorotoluene		C ₇ H ₆ Cl ₂	95-75-0	161.029	liq	-15.2	208.9	1.2564 ²⁰	1.5471 ²⁰	i H ₂ O; msc EtOH, eth, ace, bz, lig, ctc
3304	1,3-Dichloro-1,3,5-triazine-2,4,6-(1 <i>H</i> ,3 <i>H</i> ,5 <i>H</i>)-trione	Dichlorocyanuric acid	C ₃ HCl ₂ N ₃ O ₃	2782-57-2	197.964	cry	226.6				
3305	1,2-Dichloro-4-(trichloromethyl)benzene		C ₇ H ₃ Cl ₅	13014-24-9	264.364		25.8	283.1	1.5913 ²⁰	1.5886 ²⁰	
3306	1,2-Dichloro-1,1,2-trifluoroethane	Refrigerant 123a	C ₂ HClF ₃	354-23-4	152.930	vol liq or gas	-78	29.5	1.50 ²⁵		
3307	2,2-Dichloro-1,1,1-trifluoroethane		C ₂ HCl ₂ F ₃	306-83-2	152.930	vol liq or gas	-107	27.82	1.4638 ²⁵		sl H ₂ O
3308	2,2-Dichloro-1,1,2-trifluoroethane	Refrigerant 123b	C ₂ HCl ₂ F ₃	812-04-4	152.930			30.2			
3309	2,4-Dichloro-1-(trifluoromethyl)benzene	2,4-Dichlorobenzotrifluoride	C ₇ H ₃ Cl ₂ F ₃	320-60-5	215.000					1.4802 ²⁰	
3310	4,5-Dichloro-2-(trifluoromethyl)-1 <i>H</i> -benzimidazole	Chloroflurazole	C ₈ H ₃ Cl ₂ F ₃ N ₂	3615-21-2	255.024		213.5				
3311	Dichlorovinylmethylsilane		C ₃ H ₆ Cl ₂ Si	124-70-9	141.072			92.5	1.0868 ²⁰	1.4270 ²⁰	dec H ₂ O
3312	Dichlorvos	Phosphoric acid, 2,2-dichloroethyl dimethyl ester	C ₄ H ₈ Cl ₂ O ₄ P	62-73-7	220.976			140 ²⁰ , 84 ¹	1.415 ²⁵		



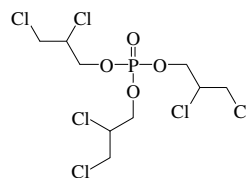
2,2-Dichloropropanoic acid



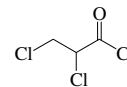
2,3-Dichloro-1-propanol



1,3-Dichloro-2-propanol



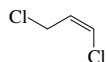
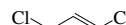
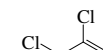
2,3-Dichloro-1-propanol, phosphate (3:1)



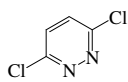
2,3-Dichloropropanoyl chloride



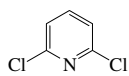
1,1-Dichloropropene

*cis*-1,2-Dichloropropene*trans*-1,2-Dichloropropene*cis*-1,3-Dichloropropene*trans*-1,3-Dichloropropene

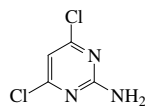
2,3-Dichloropropene



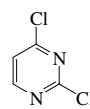
3,6-Dichloropyridazine



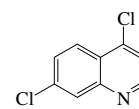
2,6-Dichloropyridine



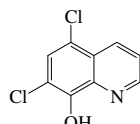
4,6-Dichloro-2-pyrimidinamine



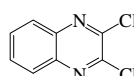
2,4-Dichloropyrimidine



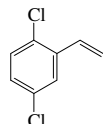
4,7-Dichloroquinoline



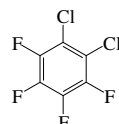
5,7-Dichloro-8-quinolinol



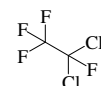
2,3-Dichloroquinoxaline



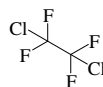
2,5-Dichlorostyrene



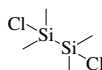
1,2-Dichloro-3,4,5,6-tetrafluorobenzene



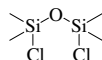
1,1-Dichloro-1,2,2,2-tetrafluoroethane



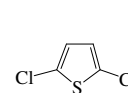
1,2-Dichloro-1,1,2,2-tetrafluoroethane



1,2-Dichloro-1,1,2,2-tetramethyldisilane



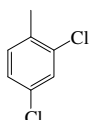
1,3-Dichloro-1,1,3,3-tetramethyldisiloxane



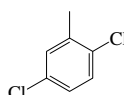
2,5-Dichlorothiophene



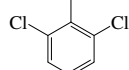
2,3-Dichlorotoluene



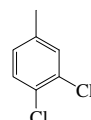
2,4-Dichlorotoluene



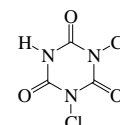
2,5-Dichlorotoluene



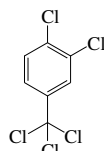
2,6-Dichlorotoluene



3,4-Dichlorotoluene



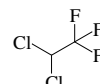
1,3-Dichloro-1,3,5-triazine-2,4,6-(1H,3H,5H)-trione



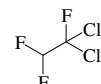
1,2-Dichloro-4-(trichloromethyl)benzene



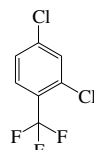
1,2-Dichloro-1,1,2-trifluoroethane



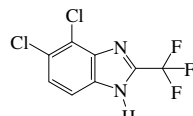
2,2-Dichloro-1,1,1-trifluoroethane



2,2-Dichloro-1,1,2-trifluoroethane



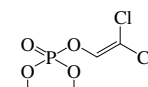
2,4-Dichloro-1-(trifluoromethyl)benzene



4,5-Dichloro-2-(trifluoromethyl)-1H-benzimidazole

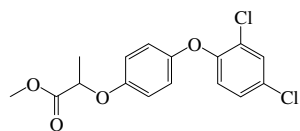


Dichlorovinylmethylsilane

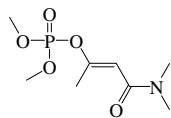


Dichlorvos

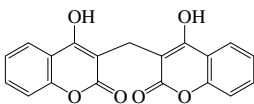
No.	Name	Synonym	Mol. Form.	CAS RN	Mol. Wt.	Physical Form	mp/°C	bp/°C	den/ g cm ⁻³	n _D	Solubility
3313	Diclofop-methyl	Methyl 2-[4-(2,4-dichlorophenoxy)phenoxy]propanoate	C ₁₆ H ₁₄ Cl ₂ O ₄	51338-27-3	341.186		40	176 ^{0.1}			
3314	Dicrotophos		C ₈ H ₁₆ NO ₅ P	141-66-2	237.191			400; 130 ^{0.1}	1.216 ¹⁵		
3315	Dicumarol		C ₁₉ H ₁₂ O ₆	66-76-2	336.294	nd	290				
3316	Dicyanamide	Cyanocyanamide	C ₂ H ₂ N ₃	504-66-5	67.049	aq soln only					
3317	<i>o</i> -Dicyanobenzene	<i>o</i> -Phthalodinitrile	C ₈ H ₄ N ₂	91-15-6	128.131	nd (w, lig)	141	150 ¹⁰	1.1250 ²⁵		sl H ₂ O, lig; vs EtOH, bz; s eth, ace
3318	<i>m</i> -Dicyanobenzene	<i>m</i> -Phthalodinitrile	C ₈ H ₄ N ₂	626-17-5	128.131	nd(al)	162	sub	0.992 ⁴⁰		sl H ₂ O; vs EtOH; s eth, bz, chl; i peth
3319	<i>p</i> -Dicyanobenzene	<i>p</i> -Phthalodinitrile	C ₈ H ₄ N ₂	623-26-7	128.131	nd (w, MeOH)	224	sub			i H ₂ O; sl EtOH, eth; s bz; vs HOAc
3320	Dicyclohexyl adipate		C ₁₈ H ₃₀ O ₄	849-99-0	310.429		35				s chl
3321	Dicyclohexylamine	<i>N</i> -Cyclohexylcyclohexanamine	C ₁₂ H ₂₂ N	101-83-7	181.318		-0.1	dec 256; 114 ⁹	0.9123 ²⁰	1.4842 ²⁰	sl H ₂ O, ctc; s EtOH, eth, bz
3322	Dicyclohexylamine nitrite	<i>N</i> -Cyclohexylcyclohexanamine, nitrite	C ₁₂ H ₂₄ N ₂ O ₂	3129-91-7	228.331	cry	182 dec				
3323	Dicyclohexylcarbodiimide		C ₁₃ H ₂₂ N ₂	538-75-0	206.327		34.5	123 ⁶ , 99 ^{0.5}			
3324	Dicyclohexyl disulfide		C ₁₂ H ₂₂ S ₂	2550-40-5	230.433	liq		195 ²⁰			
3325	Dicyclohexyl ether		C ₁₂ H ₂₂ O	4645-15-2	182.302	liq	-36	242.5	0.9227 ²⁰	1.4741 ²⁰	
3326	Dicyclohexylmethanone		C ₁₃ H ₂₂ O	119-60-8	194.313		57	159 ²⁰	0.986 ⁰	1.4860 ²⁰	s eth, ace, ctc
3327	Dicyclohexylphosphine		C ₁₂ H ₂₃ P	829-84-5	198.285			281; 129 ⁸	0.904 ²⁵	1.5163 ²⁰	
3328	Dicyclohexyl phthalate		C ₂₀ H ₂₆ O ₄	84-61-7	330.418	pr (al)	66	225 ⁴	1.383 ²⁰	1.431 ²⁰	i H ₂ O; s EtOH, eth; sl chl
3329	<i>N,N'</i> -Dicyclohexylthiourea		C ₁₃ H ₂₄ N ₂ S	1212-29-9	240.408	cry (MeOH)	180				
3330	1,3-Dicyclohexylurea		C ₁₃ H ₂₄ N ₂ O	2387-23-7	224.342		233.8				
3331	Dicyclomine hydrochloride	Dicycloverine hydrochloride	C ₁₉ H ₃₆ ClNO ₂	67-92-5	345.948	cry	165				
3332	Dicyclopentadiene		C ₁₀ H ₁₂	1755-01-7	132.202		32	dec 170; 65 ¹⁴	0.9302 ³⁵	1.5050 ³⁵	vs eth, EtOH
3333	Dicyclopentyl ether	Cyclopentyl ether	C ₁₀ H ₁₈ O	10137-73-2	154.249	liq		80 ¹³			
3334	Dicyclopropyl ketone		C ₇ H ₁₀ O	1121-37-5	110.153			161	0.977 ²⁵	1.4670 ²⁰	
3335	Didecylamine	<i>N</i> -Decyl-1-decanamine	C ₂₀ H ₄₂ N	1120-49-6	297.562			359.0			
3336	Didecyl ether		C ₂₀ H ₄₂ O	2456-28-2	298.546		16	196 ^{15.5}	0.8187 ²⁰		
3337	Didecyl phthalate		C ₂₈ H ₄₆ O ₄	84-77-5	446.663		2.5	240 ³	0.9639 ²⁰		
3338	3',4'-Didehydro-β,ψ-caroten-16'-oic acid	Torularhodin	C ₄₀ H ₅₂ O ₂	514-92-1	564.840	purp nd (MeOH-eth)	211				vs py, chl, CS ₂
3339	2',3'-Dideoxyinosine	Didanosine	C ₁₀ H ₁₂ N ₄ O ₃	69655-05-6	236.227	wh cry (EtOH aq)	162				
3340	2,6-Dideoxy-3- <i>O</i> -methyl- <i>ribo</i> -hexose	Cymarose	C ₇ H ₁₄ O ₄	579-04-4	162.184	pr (eth-peth) nd (ace)	101				vs H ₂ O, ace, EtOH
3341	Didodecanoyl peroxide	Lauroyl peroxide	C ₂₄ H ₄₆ O ₄	105-74-8	398.620	wh pl	49				i H ₂ O; s chl
3342	Didodecylamine	<i>N</i> -Dodecyl-1-dodecanamine	C ₂₄ H ₅₁ N	3007-31-6	353.669		53.7	263 ²⁷			vs bz, eth, EtOH, chl
3343	Didodecyl phosphate		C ₂₄ H ₅₁ O ₄ P	7057-92-3	434.633	cry (MeOH)	59				
3344	Didodecyl phthalate	1,2-Benzenedicarboxylic acid, didodecyl ester	C ₃₂ H ₅₄ O ₄	2432-90-8	502.769		22.0	256 ¹	0.9389 ²⁰		
3345	Dieldrin		C ₁₂ H ₆ Cl ₆ O	60-57-1	380.909		175.5		1.75 ²⁵		i H ₂ O; sl EtOH; s ace, bz
3346	Dienestrol		C ₁₈ H ₁₈ O ₂	84-17-3	266.335	cry (dil al)	227.5	sub 130			vs ace, eth, EtOH
3347	1,2,8,9-Diepoxy- <i>p</i> -menthane	Limonene diepoxide	C ₁₀ H ₁₆ O ₂	96-08-2	168.233		242				
3348	Diethanolamine	Bis(2-hydroxyethyl)amine	C ₄ H ₁₁ NO ₂	111-42-2	105.136		28	268.8	1.0966 ²⁰	1.4776 ²⁰	vs H ₂ O, EtOH; sl eth, bz
3349	Diethyl, ethyl ester		C ₁₆ H ₂₂ ClNO ₃	38727-55-8	311.804	cry	49.5				
3350	4,4'-Diethoxyazobenzene		C ₁₆ H ₁₈ N ₂ O ₂	588-52-3	270.326	ye lf (al)	162	dec			i H ₂ O; sl EtOH; s eth, bz, chl; vs HOAc
3351	3,4-Diethoxybenzaldehyde		C ₁₁ H ₁₄ O ₃	2029-94-9	194.227		22	279; 200 ⁵⁰	1.0100 ²²		vs EtOH
3352	1,2-Diethoxybenzene		C ₁₀ H ₁₄ O ₂	2050-46-6	166.217	pr (peth, dil al)	44	219	1.0075 ²⁰	1.5083 ²⁵	s EtOH, ctc; vs eth
3353	1,4-Diethoxybenzene		C ₁₀ H ₁₄ O ₂	122-95-2	166.217	pl (dil al)	72	246			vs EtOH; s eth, bz, ctc, chl
3354	4,4-Diethoxy-1-butanamine		C ₈ H ₁₉ NO ₂	6346-09-4	161.243			196	0.933 ²⁵	1.4275 ²⁰	
3355	1,1-Diethoxy- <i>N,N</i> -dimethylmethanamine		C ₇ H ₁₇ NO ₂	1188-33-6	147.216			129	0.859 ²⁵	1.4007 ²⁰	
3356	Diethoxydimethylsilane	Dimethyldiethoxysilane	C ₆ H ₁₆ O ₂ Si	78-62-6	148.276	liq	-87	114	0.865 ²⁵	1.3811 ²⁰	s ctc
3357	Diethoxydiphenylsilane		C ₁₆ H ₂₀ O ₂ Si	2553-19-7	272.415			302; 167 ¹⁵	1.0329 ²⁰	1.5269 ²⁰	
3358	2,2-Diethoxyethanamine		C ₆ H ₁₅ NO ₂	645-36-3	133.189	liq	-78	163	0.9159 ²⁵	1.4123 ²⁵	vs H ₂ O, eth, EtOH, chl



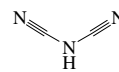
Diclufop-methyl



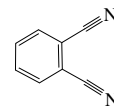
Dicrotophos



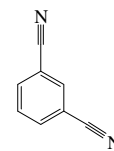
Dicumarol



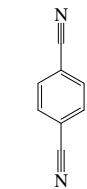
Dicyanamide



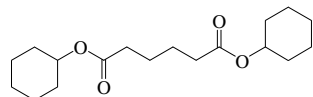
o-Dicyanobenzene



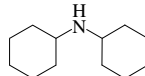
m-Dicyanobenzene



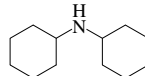
p-Dicyanobenzene



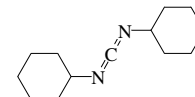
Dicyclohexyl adipate



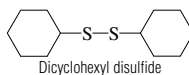
Dicyclohexylamine



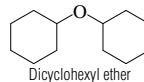
Dicyclohexylamine nitrite

HNO₂

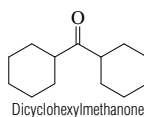
Dicyclohexylcarbodiimide



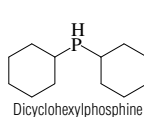
Dicyclohexyl disulfide



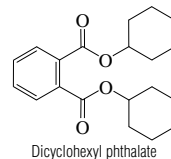
Dicyclohexyl ether



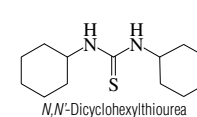
Dicyclohexylmethanone



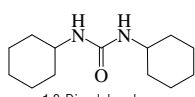
Dicyclohexylphosphine



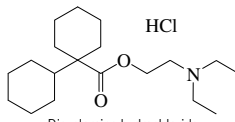
Dicyclohexyl phthalate



N,N'-Dicyclohexylthiourea

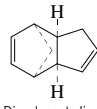


1,3-Dicyclohexylurea

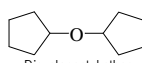


Dicyclimine hydrochloride

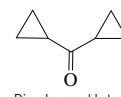
HCl



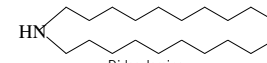
Dicyclopentadiene



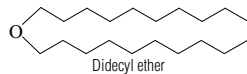
Dicyclopentyl ether



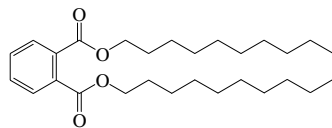
Dicyclopropyl ketone



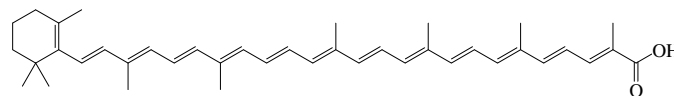
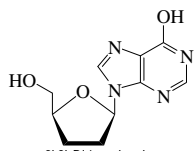
Didecylamine



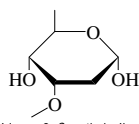
Didecyl ether



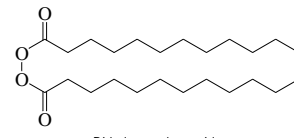
Didecyl phthalate

3',4'-Didehydro- β,ψ -caroten-16'-oic acid

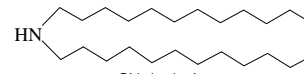
2',3'-Dideoxyinosine



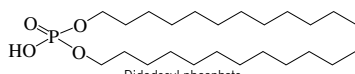
2,6-Dideoxy-3-O-methyl-ribo-hexose



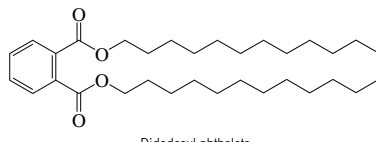
Didodecanoyl peroxide



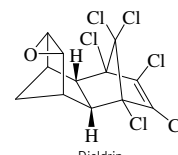
Didodecylamine



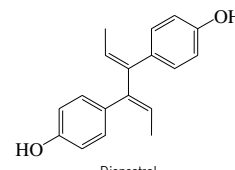
Didodecyl phosphate



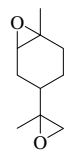
Didodecyl phthalate



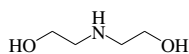
Dieldrin



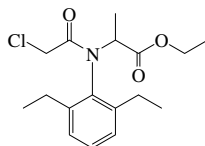
Dienestrol



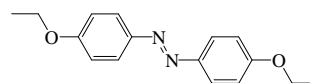
1,2:8,9-Diepoxy-p-menthane



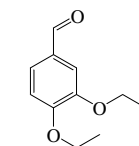
Diethanolamine



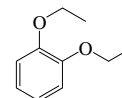
Diethyl, ethyl ester



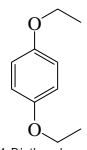
4,4'-Diethoxyazobenzene



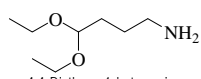
3,4-Diethoxybenzaldehyde



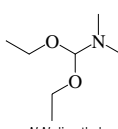
1,2-Diethoxybenzene



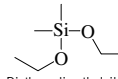
1,4-Diethoxybenzene



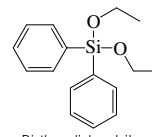
4,4-Diethoxy-1-butanamine



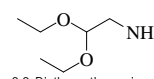
1,1-Diethoxy-N,N-dimethylmethanamine



Diethoxydimethylsilane

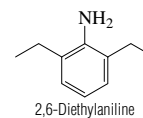
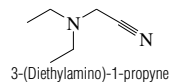
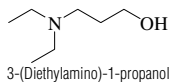
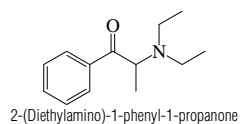
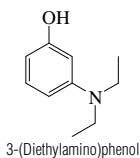
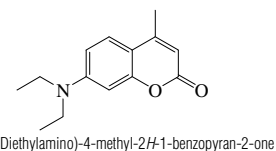
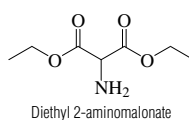
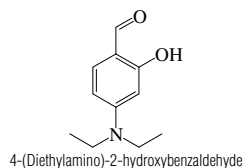
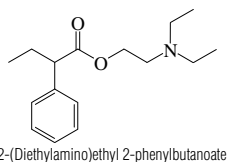
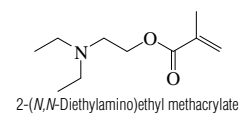
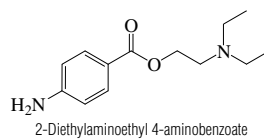
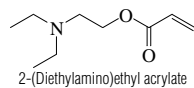
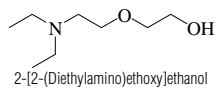
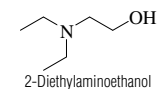
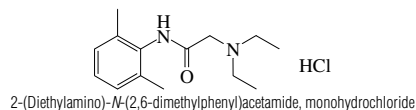
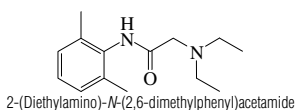
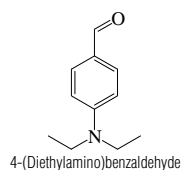
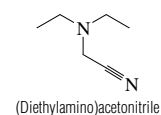
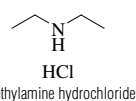
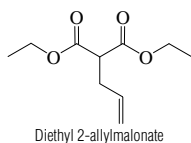
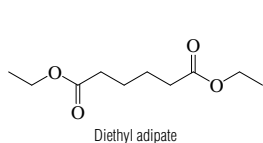
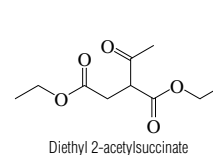
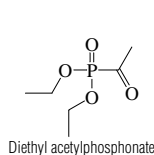
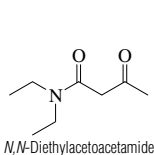
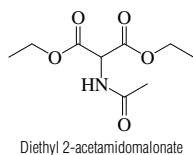
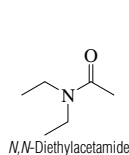
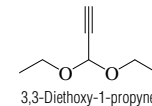
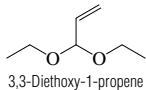
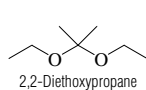
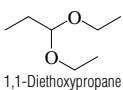
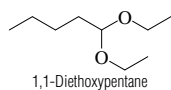
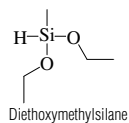
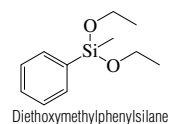
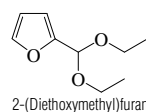
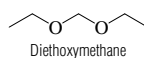
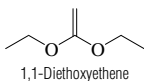
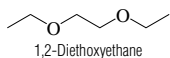
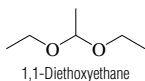


Diethoxydiphenylsilane

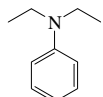


2,2-Diethoxyethanamine

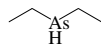
No.	Name	Synonym	Mol. Form.	CAS RN	Mol. Wt.	Physical Form	mp/°C	bp/°C	den/ g cm ⁻³	n _D	Solubility
3359	1,1-Diethoxyethane	Acetal	C ₆ H ₁₄ O ₂	105-57-7	118.174	liq	-100	102.25	0.8254 ²⁰	1.3834 ²⁰	s H ₂ O, chl; msc EtOH, eth; vs ace
3360	1,2-Diethoxyethane	Ethylene glycol diethyl ether	C ₆ H ₁₄ O ₂	629-14-1	118.174	liq	-74.0	121.2	0.8351 ²⁵	1.3898 ²⁵	vs ace, bz, eth, EtOH
3361	1,1-Diethoxyethane		C ₆ H ₁₂ O ₂	2678-54-8	116.158			68 ¹⁰⁰	0.7932 ²⁰	1.3643 ²¹	
3362	Diethoxymethane		C ₆ H ₁₂ O ₂	462-95-3	104.148	liq	-66.5	88	0.8319 ²⁰	1.3748 ¹⁸	s H ₂ O; msc EtOH; vs ace, bz; sl chl
3363	2-(Diethoxymethyl)furan		C ₉ H ₁₄ O ₃	13529-27-6	170.205			191.5	0.9976 ²⁰	1.4451 ²⁰	vs EtOH
3364	Diethoxymethylphenylsilane		C ₁₁ H ₁₆ O ₂ Si	775-56-4	210.346			218	0.9627 ²⁰	1.4690 ²⁰	
3365	Diethoxymethylsilane		C ₆ H ₁₄ O ₂ Si	2031-62-1	134.250			98	0.829 ²⁵		
3366	1,1-Diethoxypentane		C ₉ H ₂₀ O ₂	3658-79-5	160.254			59 ¹²	0.829 ²²	1.4029 ²²	
3367	1,1-Diethoxypropane		C ₇ H ₁₆ O ₂	4744-08-5	132.201			123	0.825 ²⁰	1.3924 ¹⁹	s H ₂ O, ace, bz; vs EtOH, eth
3368	2,2-Diethoxypropane		C ₇ H ₁₆ O ₂	126-84-1	132.201			114	0.8200 ²¹	1.3891 ²⁰	s EtOH, ace, bz; vs eth; sl ctc
3369	3,3-Diethoxy-1-propene	Acrolein, diethyl acetal	C ₇ H ₁₄ O ₂	3054-95-3	130.185			123.5	0.8543 ¹⁵	1.4000 ²⁰	sl H ₂ O; msc EtOH, eth
3370	3,3-Diethoxy-1-propyne		C ₇ H ₁₂ O ₂	10160-87-9	128.169			139	0.8942 ²²	1.4140 ²⁰	vs ace, eth, EtOH, chl
3371	<i>N,N</i> -Diethylacetamide		C ₈ H ₁₃ NO	685-91-6	115.173			185.5	0.9130 ¹⁷	1.4374 ¹⁷	s H ₂ O, EtOH; msc eth, ace, bz; sl ctc
3372	Diethyl 2-acetamidomalate		C ₉ H ₁₅ NO ₅	1068-90-2	217.219	cry (al, bz-peth)	96.3	185 ²⁰			sl H ₂ O, eth; s tfa, EtOH
3373	<i>N,N</i> -Diethylacetacetamide		C ₈ H ₁₅ NO ₂	2235-46-3	157.211	liq		76 ¹³			
3374	Diethyl acetylphosphonate		C ₈ H ₁₃ O ₄ P	919-19-7	180.138			114 ²⁰	1.1005 ²⁰	1.4200 ²⁶	
3375	Diethyl 2-acetylsuccinate		C ₁₀ H ₁₆ O ₅	1115-30-6	216.231			255; 133 ¹⁷	1.081 ²⁰	1.4346 ²⁰	i H ₂ O; s EtOH, eth, bz; sl chl
3376	Diethyl adipate		C ₁₀ H ₁₈ O ₄	141-28-6	202.248	liq	-19.8	245	1.0076 ²⁰	1.4272 ²⁰	i H ₂ O; s EtOH, eth
3377	Diethyl 2-allylmalonate		C ₁₀ H ₁₆ O ₄	2049-80-1	200.232			222.5; 93 ⁶	1.0098 ²⁰	1.4305 ²⁰	i H ₂ O; vs EtOH, eth; s ctc
3378	Diethylamine	<i>N</i> -Ethylethanamine	C ₆ H ₁₁ N	109-89-7	73.137	liq	-49.8	55.5	0.7056 ²⁰	1.3864 ²⁰	vs H ₂ O; msc EtOH; s eth, ctc
3379	Diethylamine hydrochloride	<i>N</i> -Ethylethanamine hydrochloride	C ₆ H ₁₂ ClN	660-68-4	109.598	lf (al-eth)	228.5		1.0477 ²²		vs H ₂ O, EtOH
3380	(Diethylamino)acetonitrile		C ₈ H ₁₂ N ₂	3010-02-4	112.172			170	0.8660 ²⁰	1.4260 ²⁰	s H ₂ O
3381	4-(Diethylamino)benzaldehyde		C ₁₁ H ₁₅ NO	120-21-8	177.243	ye nd (w)	41	172 ¹⁰			vs H ₂ O; s EtOH, eth, bz, ctc
3382	2-(Diethylamino)- <i>N</i> -(2,6-dimethylphenyl)acetamide	Lidocaine	C ₁₄ H ₂₂ N ₂ O	137-58-6	234.337	nd (bz, al)	68.5	181 ⁴			vs bz, eth, EtOH, chl
3383	2-(Diethylamino)- <i>N</i> -(2,6-dimethylphenyl)acetamide, monohydrochloride		C ₁₄ H ₂₃ ClN ₂ O	73-78-9	270.798			128			vs H ₂ O
3384	2-Diethylaminoethanol		C ₈ H ₁₅ NO	100-37-8	117.189	hyg		163	0.8921 ²⁰	1.4412 ²⁰	msc H ₂ O; s EtOH, eth, ace, bz, peth; sl ctc
3385	2-[2-(Diethylamino)ethoxy]ethanol		C ₈ H ₁₉ NO ₂	140-82-9	161.243			221.5; 92 ⁷	0.9421 ²⁵	1.4480 ²⁰	
3386	2-(Diethylamino)ethyl acrylate		C ₉ H ₁₇ NO ₂	2426-54-2	171.237		<-60	81 ¹⁰	0.937 ²⁰	1.4376 ²⁵	
3387	2-Diethylaminoethyl 4-aminobenzoate	Procaine	C ₁₃ H ₂₀ N ₂ O ₂	59-46-1	236.310	nd (w+2) pl (lig or eth)	61				sl H ₂ O; s EtOH, eth, bz, chl
3388	2-(<i>N,N</i> -Diethylamino)ethyl methacrylate		C ₁₀ H ₁₉ NO ₂	105-16-8	185.264			80 ¹⁰	0.92 ³⁰		
3389	2-(Diethylamino)ethyl 2-phenylbutanoate	Butethamate	C ₁₆ H ₂₅ NO ₂	14007-64-8	263.376			168 ¹¹		1.4909 ²⁰	
3390	4-(Diethylamino)-2-hydroxybenzaldehyde		C ₁₁ H ₁₅ NO ₂	17754-90-4	193.243		65.0				
3391	Diethyl 2-aminomalate		C ₇ H ₁₃ NO ₄	6829-40-9	175.183			122 ¹⁶ , 116 ¹²	1.100 ¹⁶	1.4353 ¹⁶	vs H ₂ O, EtOH, eth; s ace, bz; i lig
3392	7-(Diethylamino)-4-methyl-2 <i>H</i> -1-benzopyran-2-one		C ₁₄ H ₁₇ NO ₂	91-44-1	231.291	cry (al, bz-lig)					sl H ₂ O; s EtOH, eth, ace
3393	3-(Diethylamino)phenol		C ₁₀ H ₁₅ NO	91-68-9	165.232	orth bipym (CS ₂ -lig)	78	276; 170 ¹⁵			s H ₂ O, EtOH, eth, CS ₂ ; sl lig
3394	2-(Diethylamino)-1-phenyl-1-propanone	Diethylpropion	C ₁₃ H ₁₉ NO	90-84-6	205.296	liq		111 ¹⁴			
3395	3-(Diethylamino)-1-propanol		C ₇ H ₁₇ NO	622-93-5	131.216			189.5	0.8600 ²⁰	1.4439 ²⁰	s EtOH; s eth, ace, bz; sl chl
3396	3-(Diethylamino)-1-propyne	<i>N,N</i> -Diethyl-2-propargylamine	C ₇ H ₁₃ N	4079-68-9	111.185	liq		120			
3397	2,6-Diethylaniline		C ₁₀ H ₁₃ N	579-66-8	149.233		1.5	243	0.906 ²⁵	1.5452 ²⁰	



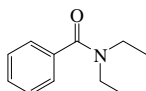
No.	Name	Synonym	Mol. Form.	CAS RN	Mol. Wt.	Physical Form	mp/°C	bp/°C	den/ g cm ⁻³	n _D	Solubility
3398	<i>N,N</i> -Diethylaniline		C ₁₀ H ₁₅ N	91-66-7	149.233	ye oil	-38.8	216.3	0.9307 ²⁰	1.5409 ²⁰	sl H ₂ O; s EtOH, ace, ctc; vs eth, chl
3399	Diethylarsine		C ₄ H ₁₁ As	692-42-2	134.052			105	1.1338 ²⁴	1.4709	vs ace, bz, eth, EtOH
3400	<i>N,N</i> -Diethylbenzamide		C ₁₁ H ₁₅ NO	1696-17-9	177.243			132 ⁵			
3401	<i>o</i> -Diethylbenzene	1,2-Diethylbenzene	C ₁₀ H ₁₄	135-01-3	134.218	liq	-31.2	184	0.8800 ²⁰	1.5035 ²⁰	i H ₂ O; msc EtOH, eth, ace, bz, lig, ctc
3402	<i>m</i> -Diethylbenzene	1,3-Diethylbenzene	C ₁₀ H ₁₄	141-93-5	134.218	liq	-83.9	181.1	0.8602 ²⁰	1.4955 ²⁰	i H ₂ O; msc EtOH, eth, ace, bz, lig, ctc
3403	<i>p</i> -Diethylbenzene	1,4-Diethylbenzene	C ₁₀ H ₁₄	105-05-5	134.218	liq	-42.83	183.7	0.8620 ²⁰	1.4967 ²⁰	i H ₂ O; msc EtOH, eth, ace, bz, lig, ctc
3404	<i>N,N</i> -Diethyl-1,4-benzenediamine		C ₁₀ H ₁₆ N ₂	93-05-0	164.247			261			vs bz
3405	Diethyl benzylidenemalonate	Diethyl benzalmalonate	C ₁₄ H ₁₆ O ₄	5292-53-5	248.275		32	216 ³⁰ , 196 ¹⁴	1.1045 ²⁰	1.5389 ²⁰	i H ₂ O; s EtOH, eth, ace, bz
3406	Diethyl benzylmalonate		C ₁₄ H ₁₈ O ₄	607-81-8	250.291			300	1.076 ¹⁵	1.4872 ²⁰	i H ₂ O; sl chl
3407	Diethyl benzylphosphonate		C ₁₁ H ₁₇ O ₃ P	1080-32-6	228.225			110 ²		1.4930 ²⁰	s ctc
3408	Diethylbromoacetamide	2-Bromo-2-ethylbutanamide	C ₈ H ₁₂ BrNO	511-70-6	194.069		67				sl H ₂ O, chl; vs EtOH, eth, bz
3409	Diethyl 2-bromomalonate	Ethyl bromomalonate	C ₇ H ₁₁ BrO ₄	685-87-0	239.064		-54	dec 254	1.4022 ²⁵	1.4521 ²⁰	i H ₂ O; msc EtOH, eth; s ace, ctc
3410	<i>N,N</i> -Diethylbutanamide		C ₈ H ₁₇ NO	1114-76-7	143.227			206	0.8884 ²⁰	1.4403 ²⁵	vs H ₂ O, EtOH
3411	Diethyl 2-butylmalonate	Pentane-1,1-dicarboxylic acid, diethyl ester	C ₁₁ H ₂₀ O ₄	133-08-4	216.275			238	0.9764 ²⁰	1.4250 ²⁰	vs EtOH, eth
3412	Diethyl 2-butyndioate		C ₈ H ₁₀ O ₄	762-21-0	170.163		0.8	184 ²⁰⁰	1.0075 ²⁰	1.4425 ²⁰	s EtOH, eth, ctc
3413	Diethylcarbamazine citrate		C ₁₆ H ₂₆ N ₂ O ₆	1642-54-2	391.416	cry	138				
3414	Diethylcarbamidic chloride		C ₆ H ₁₀ CINO	88-10-8	135.592			186			
3415	<i>N,N</i> -Diethylcarbanilide		C ₁₇ H ₂₀ N ₂ O	85-98-3	268.353	cry (al)	79				i H ₂ O; vs EtOH; s chl
3416	Diethyl carbonate	Ethyl carbonate	C ₆ H ₁₀ O ₃	105-58-8	118.131	liq	-43	126	0.9692 ²⁵	1.3845 ²⁰	i H ₂ O; s EtOH, eth, chl
3417	<i>O,O</i> -Diethyl chloridothionophosphate	Diethyl thiophosphoryl chloride	C ₇ H ₁₀ ClO ₂ PS	2524-04-1	188.613			45 ³			s ctc
3418	Diethylchloroaluminum		C ₄ H ₁₀ AlCl	96-10-6	120.557			134 ⁷⁰			
3419	Diethyl chloromalonate	Ethyl chloromalonate	C ₇ H ₁₁ ClO ₄	14064-10-9	194.613			222	1.2040 ²⁰	1.4327 ²⁰	i H ₂ O; msc EtOH, eth, chl; s CS ₂
3420	Diethyl chlorophosphonate	Diethoxyphosphoryl chloride	C ₆ H ₁₀ ClO ₃ P	814-49-3	172.547			93.5	1.205 ¹⁹	1.4170 ²⁰	
3421	Diethylcyanamide		C ₆ H ₁₀ N ₂	617-83-4	98.146	liq	-80.6	188	0.854 ²⁰	1.4126 ²⁵	i H ₂ O; s EtOH, eth
3422	Diethyl 1,1-cyclobutanedicarboxylate		C ₁₀ H ₁₆ O ₄	3779-29-1	200.232			224	1.0456 ²⁰	1.4330 ²⁶	vs EtOH; sl ctc
3423	1,1-Diethylcyclohexane		C ₁₀ H ₂₀	78-01-3	140.266			179.5			
3424	Diethyl 1,1-cyclopropanedicarboxylate		C ₉ H ₁₄ O ₄	1559-02-0	186.205			215; 100 ¹²	1.055 ²⁵	1.4345 ¹⁸	vs EtOH, eth
3425	Diethyl dibutylmalonate		C ₁₅ H ₂₈ O ₄	596-75-8	272.381			150 ¹²	0.9457 ²⁰	1.4341 ²⁰	i H ₂ O; s EtOH, eth, ctc
3426	Diethyl dicarbonate	Pyrocarbonic acid diethyl ester	C ₆ H ₁₀ O ₅	1609-47-8	162.140			93 ¹⁸	1.120 ²⁰	1.3960 ²⁰	vs ace, EtOH, liq
3427	Diethyl [(diethanolamino)methyl] phosphonate		C ₉ H ₂₂ NO ₅ P	2781-11-5	255.249	liq		150 ⁰¹			
3428	5,5-Diethyldihydro-2 <i>H</i> -1,3-oxazine-2,4(3 <i>H</i>)-dione	Diethadione	C ₈ H ₁₃ NO ₃	702-54-5	171.194	cry (eth)	97.5				
3429	Diethyl 1,4-dihydro-2,4,6-trimethyl-3,5-pyridinedicarboxylate	3,5-Diethoxycarbonyl-1,4-dihydrocollidine	C ₁₄ H ₂₁ NO ₄	632-93-9	267.322	lt bl flr pl (al)	131				sl H ₂ O, EtOH, eth, CS ₂ ; vs chl
3430	Diethyldimethyllead	Diethyldimethylplumbane	C ₆ H ₁₆ Pb	1762-27-2	295.4	col liq		51 ¹³	1.79 ²⁰		
3431	Diethyl 2,6-dimethyl-3,5-pyridinedicarboxylate		C ₁₃ H ₁₇ NO ₄	1149-24-2	251.279		71	301; 208 ⁴⁰			i H ₂ O; s EtOH, eth, bz, chl, lig
3432	Diethyl 3,5-dimethylpyrrole-2,4-dicarboxylate		C ₁₂ H ₁₇ NO ₄	2436-79-5	239.268	nd (dil al)	137.8				i H ₂ O; sl EtOH, eth; s ace, bz, HOAc
3433	Diethyl disulfide		C ₄ H ₁₀ S ₂	110-81-6	122.252	liq	-101.5	154.0	0.9931 ²⁰	1.5073 ²⁰	sl H ₂ O; msc EtOH, eth
3434	<i>N,N</i> -Diethyldodecanamide		C ₁₆ H ₃₃ NO	3352-87-2	255.439			166 ²	0.847 ²⁵	1.4545 ²⁰	s chl
3435	Diethylene glycol	Diglycol	C ₄ H ₁₀ O ₃	111-46-6	106.120	liq	-10.4	245.8	1.1197 ¹⁵	1.4472 ²⁰	s H ₂ O, EtOH, eth, chl
3436	Diethylene glycol, bischloroformate	Oxydi-2,1-ethanediy carbonochloridate	C ₆ H ₈ Cl ₂ O ₅	106-75-2	231.031	liq		126 ⁵	1.39 ²⁰	1.4542 ²⁰	
3437	Diethylene glycol diacetate		C ₈ H ₁₄ O ₅	628-68-2	190.194		18	200	1.1068 ¹⁵	1.4348 ²⁰	vs EtOH
3438	Diethylene glycol dibenzoate		C ₁₈ H ₁₈ O ₅	120-55-8	314.333		33.5	280 ²⁴ , 250 ¹	1.1690 ¹⁵		vs H ₂ O, EtOH



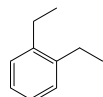
N,N-Diethylaniline



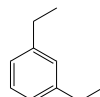
Diethylarsine



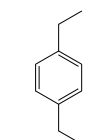
N,N-Diethylbenzamide



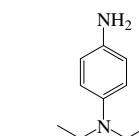
o-Diethylbenzene



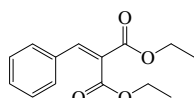
m-Diethylbenzene



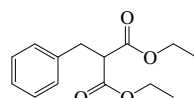
p-Diethylbenzene



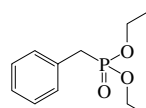
N,N-Diethyl-1,4-benzenediamine



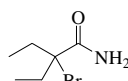
Diethyl benzylidene malonate



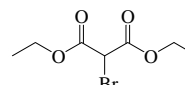
Diethyl benzyl malonate



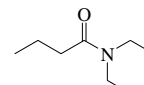
Diethyl benzylphosphonate



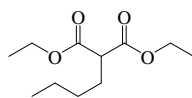
Diethyl bromoacetamide



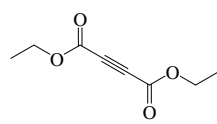
Diethyl 2-bromomalonate



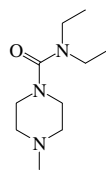
N,N-Diethylbutanamide



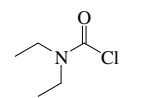
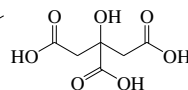
Diethyl 2-butylmalonate



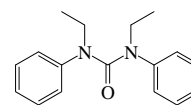
Diethyl 2-butyne diolate



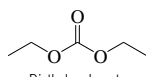
Diethyl carbazine citrate



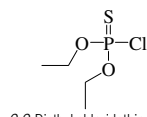
Diethyl carbamic chloride



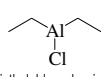
N,N'-Diethylcarbanilide



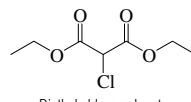
Diethyl carbonate



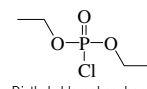
O,O-Diethyl chloridothionophosphate



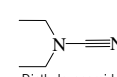
Diethylchloroaluminum



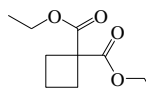
Diethyl chloromalonate



Diethyl chlorophosphonate



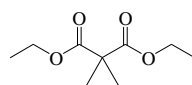
Diethylcyanamide



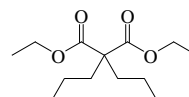
Diethyl 1,1-cyclobutanedicarboxylate



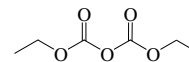
1,1-Diethylcyclohexane



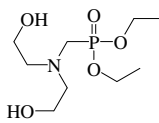
Diethyl 1,1-cyclopropanedicarboxylate



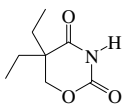
Diethyl dibutylmalonate



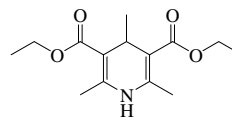
Diethyl dicarbonate



Diethyl ((diethanolamino)methyl)phosphonate



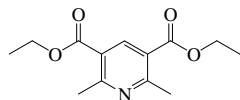
5,5-Diethyl-dihydro-2H-1,3-oxazine-2,4(3H)-dione



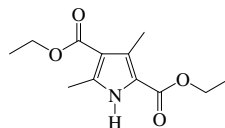
Diethyl 1,4-dihydro-2,4,6-trimethyl-3,5-pyridinedicarboxylate



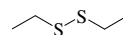
Diethyl dimethyllead



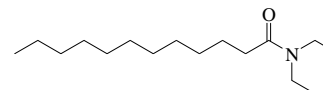
Diethyl 2,6-dimethyl-3,5-pyridinedicarboxylate



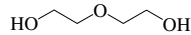
Diethyl 3,5-dimethylpyrrole-2,4-dicarboxylate



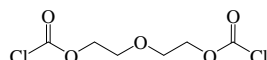
Diethyl disulfide



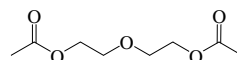
N,N-Diethyldodecanamide



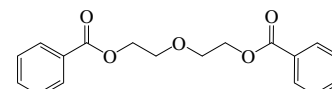
Diethylene glycol



Diethylene glycol, bischloroformate

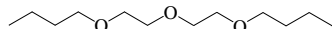


Diethylene glycol diacetate

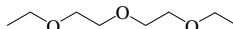


Diethylene glycol dibenzoate

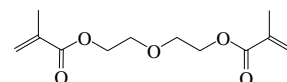
No.	Name	Synonym	Mol. Form.	CAS RN	Mol. Wt.	Physical Form	mp/°C	bp/°C	den/ g cm ⁻³	n _D	Solubility
3439	Diethylene glycol dibutyl ether	Bis(2-butoxyethyl) ether	C ₁₂ H ₂₆ O ₃	112-73-2	218.332	liq	-60	256	0.885 ²⁵	1.4235 ²⁰	
3440	Diethylene glycol diethyl ether	Bis(2-ethoxyethyl) ether	C ₈ H ₁₈ O ₃	112-36-7	162.227	liq	-45	188	0.9063 ²⁰	1.4115 ²⁰	vs H ₂ O, EtOH; s eth
3441	Diethylene glycol dimethacrylate	Oxydiethylene methacrylate	C ₁₂ H ₁₈ O ₅	2358-84-1	242.268			>200; 150 ⁹	1.0821 ²⁰	1.4571 ²⁵	
3442	Diethylene glycol dimethyl ether	Diglyme	C ₆ H ₁₄ O ₃	111-96-6	134.173	liq	-68	162	0.9434 ²⁰	1.4097 ²⁰	msc H ₂ O, EtOH, eth
3443	Diethylene glycol dinitrate	2,2'-Oxybisethanol, dinitrate	C ₄ H ₈ N ₂ O ₇	693-21-0	196.116			44 ^{0.01}			
3444	Diethylene glycol monobutyl ether		C ₈ H ₁₈ O ₃	112-34-5	162.227	liq	-68	231	0.9553 ²⁰	1.4306 ²⁰	msc H ₂ O; vs EtOH, eth, ace; s bz
3445	Diethylene glycol monobutyl ether acetate	2-(2-Butoxyethoxy)ethyl acetate	C ₁₀ H ₂₀ O ₄	124-17-4	204.264	liq	-32	245	0.985 ²⁰	1.4262 ²⁰	vs ace, eth, EtOH
3446	Diethylene glycol monododecanoate	2-(2-Hydroxyethoxy)ethyl laurate	C ₁₆ H ₃₂ O ₄	141-20-8	288.423	lt ye	17.5	>270	0.96 ²⁵		msc EtOH, eth, ace; s bz, tol
3447	Diethylene glycol monoethyl ether	Carbitol	C ₆ H ₁₄ O ₃	111-90-0	134.173	hyg liq		196	0.9885 ²⁰	1.4300 ²⁰	msc H ₂ O, EtOH, ace, bz; vs eth
3448	Diethylene glycol monoethyl ether acetate	Carbitol acetate	C ₈ H ₁₆ O ₄	112-15-2	176.211	liq	-25	218.5	1.0096 ²⁰	1.4213 ²⁰	vs H ₂ O, ace, eth, EtOH
3449	Diethylene glycol monoethyl ether	2-[2-(Hexyloxy)ethoxy]ethanol	C ₁₀ H ₂₂ O ₃	112-59-4	190.280	col liq	-28	258; 192 ¹⁰⁰			
3450	Diethylene glycol monomethyl ether	2-(2-Methoxyethoxy)ethanol	C ₆ H ₁₂ O ₃	111-77-3	120.147			193	1.035 ²⁰	1.4264 ²⁰	msc H ₂ O, ace; vs EtOH, eth
3451	Diethylene glycol monopropyl ether		C ₈ H ₁₈ O ₃	6881-94-3	148.200	liq	-53.3	213; 124 ⁴			
3452	<i>N,N</i> -Diethyl-1,2-ethanediamine	<i>N,N</i> -Diethylethylenediamine	C ₆ H ₁₆ N ₂	100-36-7	116.204			144	0.8280 ²⁰	1.4340 ²⁰	msc H ₂ O; s EtOH, eth, ctc, tol
3453	<i>N,N</i> -Diethyl-1,2-ethanediamine		C ₆ H ₁₆ N ₂	111-74-0	116.204			146	0.8280 ²⁰	1.4340 ²⁰	vs H ₂ O, eth, EtOH, tol
3454	Diethyl ether	Ethyl ether	C ₄ H ₁₀ O	60-29-7	74.121	liq	-116.2	34.5	0.7138 ²⁰	1.3526 ²⁰	sl H ₂ O; msc EtOH, bz, eth; vs ace
3455	Diethyl (ethoxymethylene) malonate	2-Ethoxy-1,1-bis(ethoxycarbonyl)ethene	C ₁₀ H ₁₆ O ₅	87-13-8	216.231			dec 280; 165 ¹⁹		1.4600 ²⁰	i H ₂ O; s EtOH, eth; sl chl
3456	Diethyl ethylenemalonate		C ₈ H ₁₄ O ₄	1462-12-0	186.205			116 ¹⁷ ; 86 ³	1.0404 ²⁰	1.4308 ¹⁷	vs eth, EtOH
3457	Diethyl ethylmalonate		C ₈ H ₁₆ O ₄	133-13-1	188.221			208; 98 ¹²	1.006 ²⁰	1.4166 ²⁰	sl H ₂ O; vs EtOH, eth, ace, chl
3458	Diethyl ethylphenylmalonate		C ₁₅ H ₂₀ O ₄	76-67-5	264.318			170 ¹⁹	1.071 ²⁰	1.4896 ²⁵	i H ₂ O; s EtOH, eth; sl chl
3459	Diethyl ethylphosphonate		C ₈ H ₁₅ O ₃ P	78-38-6	166.155			198; 90 ¹⁶	1.0259 ²⁰	1.4163 ²⁰	sl H ₂ O; s EtOH, eth
3460	<i>N,N</i> -Diethylformamide		C ₈ H ₁₁ NO	617-84-5	101.147			177.5	0.9080 ¹⁹	1.4321 ²⁵	msc H ₂ O, ace, bz; vs EtOH, eth
3461	Diethyl fumarate		C ₈ H ₁₂ O ₄	623-91-6	172.179		0.8	214	1.0452 ²⁰	1.4412 ²⁰	i H ₂ O; s ace, chl
3462	Diethyl glutarate		C ₉ H ₁₆ O ₄	818-38-2	188.221	syr liq	-24.1	236.5	1.0220 ²⁰	1.4241 ²⁰	vs eth
3463	3,4-Diethylhexane		C ₁₀ H ₂₂	19398-77-7	142.282			163.9	0.7472 ²⁵	1.4190 ²⁰	
3464	Di-2-ethylhexyl maleate		C ₂₀ H ₃₈ O ₂	142-16-5	340.498			156 ⁷	0.94 ²⁰		
3465	1,2-Diethylhydrazine		C ₆ H ₁₂ N ₂	1615-80-1	88.151			85.5	0.797 ²⁵	1.4204 ²⁰	vs bz, eth, EtOH
3466	Diethyl 1,2-hydrazinedicarboxylate	Diethyl bicarbamate	C ₆ H ₁₂ N ₂ O ₄	4114-28-7	176.170	nd (chl), pr (w)	135	dec 250	1.324 ⁸		vs eth, EtOH
3467	Diethyl hydrogen phosphate	Diethyl phosphate	C ₄ H ₁₁ O ₄ P	598-02-7	154.101	syr		dec 203; 87 ^{0.0001}	1.1800 ²⁰	1.4170 ²⁰	vs eth
3468	<i>N,N</i> -Diethyl-4-hydroxy-3-methoxybenzamide	Ethamivan	C ₁₂ H ₁₇ NO ₃	304-84-7	223.268		95				s chl
3469	Diethyl iminodiacetate		C ₈ H ₁₅ NO ₄	6290-05-7	189.210	orth cry	247 dec				
3470	Diethyl isobutylmalonate		C ₁₁ H ₂₀ O ₄	10203-58-4	216.275				0.9804 ²⁰	1.4236 ²⁰	i H ₂ O; vs EtOH, eth; s chl
3471	Diethyl isophthalate		C ₁₂ H ₁₄ O ₄	636-53-3	222.237		11.5	302	1.1239 ¹⁷	1.508 ¹⁸	i H ₂ O
3472	Diethyl isopropylidene malonate		C ₁₀ H ₁₆ O ₄	6802-75-1	200.232			176.5; 116 ¹⁴	1.0282 ¹⁸	1.4486 ¹⁷	vs ace, EtOH
3473	Diethyl isopropylmalonate	Ethyl isopropylmalonate	C ₁₀ H ₁₈ O ₄	759-36-4	202.248			215	0.9961 ²⁰	1.4188 ²¹	sl H ₂ O, ctc; vs EtOH, eth; s chl
3474	Diethyl ketomalonate	Ethyl mesoxalate	C ₇ H ₁₀ O ₅	609-09-6	174.151	pa ye grn oil	-30	210; 105 ¹⁹	1.1419 ¹⁶	1.4310 ²²	vs H ₂ O; s EtOH, eth, chl; i CS ₂
3475	Diethyl malate	Diethyl hydroxybutanedioate	C ₈ H ₁₄ O ₅	7554-12-3	190.194			253; 124 ¹³	1.1290 ²⁰		
3476	Diethyl maleate		C ₈ H ₁₂ O ₄	141-05-9	172.179	liq	-8.8	223	1.0662 ²⁰	1.4416 ²⁰	i H ₂ O; s EtOH, eth; sl chl
3477	Diethyl malonate		C ₇ H ₁₂ O ₄	105-53-3	160.168	liq	-50	200	1.0551 ²⁰	1.4139 ²⁰	sl H ₂ O; msc EtOH, eth; vs ace, bz
3478	Diethyl mercury		C ₄ H ₁₀ Hg	627-44-1	258.71			159; 57 ¹⁶	2.43 ²⁰		s eth; sl EtOH
3479	Diethylmethylaniline	<i>N</i> -Ethyl- <i>N</i> -methylethanamine	C ₈ H ₁₃ N	616-39-7	87.164	liq	-196	66	0.703 ²⁵	1.3879 ²⁵	vs H ₂ O, EtOH, eth



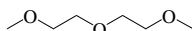
Diethylene glycol dibutyl ether



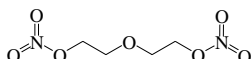
Diethylene glycol diethyl ether



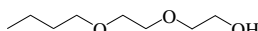
Diethylene glycol dimethacrylate



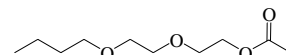
Diethylene glycol dimethyl ether



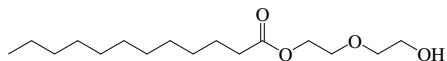
Diethylene glycol dinitrate



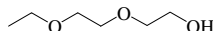
Diethylene glycol monobutyl ether



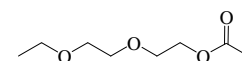
Diethylene glycol monobutyl ether acetate



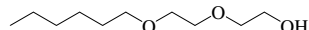
Diethylene glycol monododecanoate



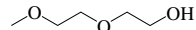
Diethylene glycol monoethyl ether



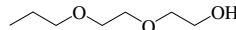
Diethylene glycol monoethyl ether acetate



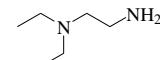
Diethylene glycol monohexyl ether



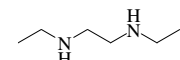
Diethylene glycol monomethyl ether



Diethylene glycol monopropyl ether



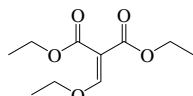
N,N-Diethyl-1,2-ethanediamine



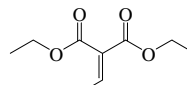
N,N-Diethyl-1,2-ethanediamine



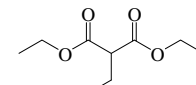
Diethyl ether



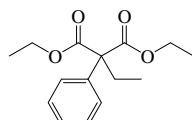
Diethyl (ethoxymethylene)malonate



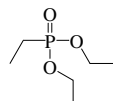
Diethyl ethylenemalonate



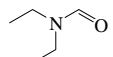
Diethyl ethylmalonate



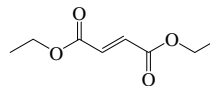
Diethyl ethylphenylmalonate



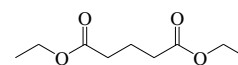
Diethyl ethylphosphonate



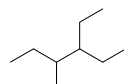
N,N-Diethylformamide



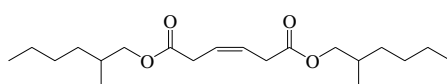
Diethyl fumarate



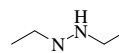
Diethyl glutarate



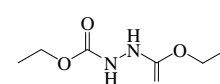
3,4-Diethylhexane



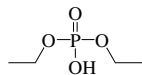
Di-2-ethylhexyl maleate



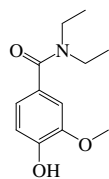
1,2-Diethylhydrazine



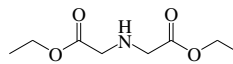
Diethyl 1,2-hydrazinedicarboxylate



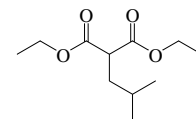
Diethyl hydrogen phosphate



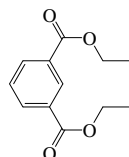
N,N-Diethyl-4-hydroxy-3-methoxybenzamide



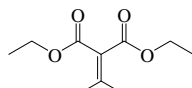
Diethyl iminodiacetate



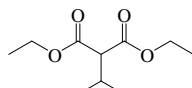
Diethyl isobutylmalonate



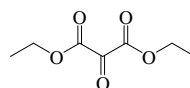
Diethyl isophthalate



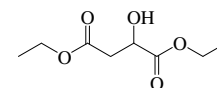
Diethyl isopropylidenemalonate



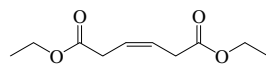
Diethyl isopropylmalonate



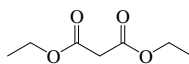
Diethyl ketomalonate



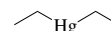
Diethyl malate



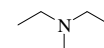
Diethyl maleate



Diethyl malonate

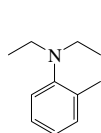
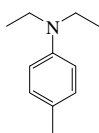
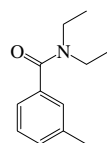
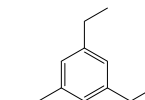


Diethyl mercury

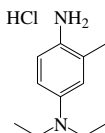
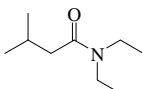
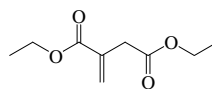


Diethylmethylamine

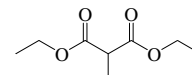
No.	Name	Synonym	Mol. Form.	CAS RN	Mol. Wt.	Physical Form	mp/°C	bp/°C	den/ g cm ⁻³	n _D	Solubility
3480	<i>N,N</i> -Diethyl-2-methylaniline		C ₁₁ H ₁₇ N	606-46-2	163.260	liq	-60	209	0.9286 ²⁰	1.5153 ²⁰	sl H ₂ O; msc EtOH, eth; s ctc
3481	<i>N,N</i> -Diethyl-4-methylaniline		C ₁₁ H ₁₇ N	613-48-9	163.260			229	0.9242 ¹⁶		sl H ₂ O; msc EtOH, eth
3482	<i>N,N</i> -Diethyl-3-methylbenzamide	DEET	C ₁₂ H ₁₇ NO	134-62-3	191.269			160 ¹⁹ , 111 ¹	0.996 ²⁰	1.5212 ²⁰	vs H ₂ O, bz, eth, EtOH
3483	1,3-Diethyl-5-methylbenzene		C ₁₁ H ₁₆	2050-24-0	148.245	liq	-74.1	205	0.8748 ²⁰	1.5027 ²⁰	i H ₂ O; msc EtOH, eth, ace, bz, lig, ctc
3484	<i>N,N,N',N'</i> -Diethyl-2-methyl-1,4-benzenediamine, monohydrochloride	4- <i>N,N</i> -Diethyl-1,4-diamino-2-methylbenzene, hydrochloride	C ₁₁ H ₁₅ ClN ₂	2051-79-8	214.735	cry	250 dec				
3485	<i>N,N</i> -Diethyl-3-methylbutanamide	Isovaleryl diethylamide	C ₉ H ₁₉ NO	533-32-4	157.253			211	0.8764 ²⁰	1.4422 ²⁰	vs eth, EtOH
3486	Diethyl methylenesuccinate		C ₉ H ₁₄ O ₄	2409-52-1	186.205		58.5	228	1.0467 ²⁰	1.4377 ²⁰	msc EtOH; s eth, bz; vs ace
3487	Diethyl methylmalonate		C ₈ H ₁₄ O ₄	609-08-5	174.195			201	1.0225 ²⁰	1.4126 ²⁰	sl H ₂ O; vs EtOH, eth, ace, chl
3488	Diethyl methylphosphonate		C ₈ H ₁₃ O ₃ P	683-08-9	152.129			194	1.0406 ²⁰	1.4101 ³⁰	s H ₂ O, EtOH, eth; i bz
3489	<i>N,N</i> -Diethyl-4-methyl-1-piperazinecarboxamide	Diethylcarbamazine	C ₁₀ H ₂₁ N ₃ O	90-89-1	199.293		48	110 ³			
3490	3,3-Diethyl-5-methyl-2,4-piperidinedione		C ₁₀ H ₁₇ NO ₂	125-64-4	183.248		75.5				s H ₂ O, bz, chl, EtOH
3491	<i>N,N</i> -Diethyl-1-naphthalenamine		C ₁₄ H ₁₇ N	84-95-7	199.292			285	1.013 ²⁰	1.5961 ²⁰	s EtOH, eth, bz; sl ctc
3492	<i>N,N</i> -Diethyl-4-nitroaniline		C ₁₀ H ₁₄ N ₂ O ₂	2216-15-1	194.230	ye nd (lig) pl (al)	77.5		1.225 ²⁵		s EtOH; sl lig
3493	<i>N,N</i> -Diethyl-4-nitrosoaniline		C ₁₀ H ₁₄ N ₂ O	120-22-9	178.230	grn mcl pr (eth) grn lf (ace)	87.5		1.24 ¹⁵		sl H ₂ O; s EtOH, eth, ace, chl
3494	Diethyl nonanedioate	Diethyl azelate	C ₁₃ H ₂₄ O ₄	624-17-9	244.328	liq	-18.5	291.5	0.9729 ²⁰	1.4351 ²⁰	i H ₂ O; s EtOH, eth
3495	Diethyl oxalate		C ₆ H ₁₀ O ₄	95-92-1	146.141	liq	-40.6	185.7	1.0785 ²⁰	1.4101 ²⁰	sl H ₂ O; msc EtOH, eth, ace; s ctc
3496	Diethyl oxobutanedioate	Diethyl oxalacetate	C ₈ H ₁₂ O ₅	108-56-5	188.178			131 ²⁴	1.131 ²⁰	1.4561 ¹⁷	i H ₂ O; msc EtOH, eth, bz; vs ace
3497	Diethyl 3-oxo-1,5-pentanedioate	Diethyl 1,3-acetonedicarboxylate	C ₈ H ₁₄ O ₅	105-50-0	202.204			250	1.113 ²⁰		sl H ₂ O; msc EtOH
3498	3,3-Diethylpentane	Tetraethylmethane	C ₈ H ₂₀	1067-20-5	128.255	liq	-33.1	146.3	0.7536 ²⁰	1.4206 ²⁰	i H ₂ O; s eth, bz
3499	<i>N,N'</i> -Diethyl-1,4-pentanediamine	Novoldiamine	C ₉ H ₂₂ N ₂	140-80-7	158.284			201	0.814 ²⁰	1.4429 ²⁰	
3500	2,2-Diethyl-4-pentenamide	Novonal	C ₉ H ₁₇ NO	512-48-1	155.237	wh pow	75.5				vs eth, EtOH
3501	Diethyl 2-pentenedioate	Diethyl glutaconate	C ₈ H ₁₄ O ₄	2049-67-4	186.205			237	1.0496 ²⁰	1.4411 ²⁰	vs eth, EtOH
3502	Diethylperoxide		C ₄ H ₁₀ O ₂	628-37-5	90.121	liq	-70	65	0.8240 ¹⁹	1.3715 ¹⁷	sl H ₂ O; msc EtOH, eth
3503	<i>N,N</i> -Diethyl-10 <i>H</i> -phenothiazine-10-ethanamine	Diethazine	C ₁₈ H ₂₂ N ₂ S	60-91-3	298.446	oil		167 ^{0.5}			i H ₂ O; s dil HCl
3504	<i>N,N</i> -Diethyl- α -phenylbenzenemethanamine	<i>N,N</i> -Diethylbenzhydramine	C ₁₇ H ₂₁ N	519-72-2	239.356		58.5	170 ¹⁷			
3505	Diethyl phenylmalonate		C ₁₃ H ₁₆ O ₄	83-13-6	236.264		16.5	dec 205; 168 ¹²	1.0950 ²⁰	1.4977 ²⁰	vs ace, EtOH
3506	Diethyl phenylphosphonite		C ₁₀ H ₁₅ O ₂ P	1638-86-4	198.199			235; 62 ¹	1.032 ¹⁶		
3507	5,5-Diethyl-1-phenyl-2,4,6-(1 <i>H</i> ,3 <i>H</i> ,5 <i>H</i>)-pyrimidinetrione	Phenetharbital	C ₁₄ H ₁₆ N ₂ O ₃	357-67-5	260.288		178				vs EtOH
3508	Diethylphosphine		C ₄ H ₁₁ P	627-49-6	90.104			85	0.786 ²⁰		
3509	Diethyl phosphonate		C ₄ H ₁₁ O ₃ P	762-04-9	138.102			54 ⁶			s ctc
3510	<i>O,O'</i> -Diethyl phosphorodithionate		C ₄ H ₁₁ O ₂ PS ₂	298-06-6	186.233						s H ₂ O
3511	Diethyl phthalate		C ₁₂ H ₁₄ O ₄	84-66-2	222.237	liq	-40.5	295	1.232 ¹⁴	1.5000 ²¹	i H ₂ O; msc EtOH, eth; s ace, bz, ctc
3512	3,3-Diethyl-2,4-piperidinedione	Piperidione	C ₉ H ₁₅ NO ₂	77-03-2	169.221	nd (w)	104				vs H ₂ O, EtOH, chl, MeOH
3513	<i>N,N</i> -Diethylpropanamide		C ₈ H ₁₅ NO	1114-51-8	129.200			191	0.8972 ²⁰	1.4425 ²⁰	vs EtOH
3514	<i>N,N</i> -Diethyl-1,3-propanediamine		C ₇ H ₁₅ N ₂	104-78-9	130.231			168.5	0.822 ²⁰	1.443 ²⁰	
3515	Diethylpropanedioic acid	Diethylmalonic acid	C ₇ H ₁₂ O ₄	510-20-3	160.168	pr (w,bz)	127 dec				vs H ₂ O, EtOH, eth; sl bz, chl
3516	2,2-Diethyl-1,3-propanediol		C ₇ H ₁₆ O ₂	115-76-4	132.201		61.5	240.5	1.050 ²⁰	1.4574 ²⁵	vs H ₂ O, EtOH, eth; s chl
3517	Diethyl 2-propylmalonate		C ₁₀ H ₁₈ O ₄	2163-48-6	202.248			221; 114 ²²	0.989 ²⁰	1.4197 ²⁰	sl H ₂ O; vs EtOH, eth
3518	<i>N,N</i> -Diethyl-3-pyridinecarboxamide	Nikethamide	C ₁₀ H ₁₄ N ₂ O	59-26-7	178.230	ye solid or visc liq	25	dec 280; 175 ²⁵	1.060 ²⁵	1.525 ²⁰	sl DMSO

*N,N*-Diethyl-2-methylaniline*N,N*-Diethyl-4-methylaniline*N,N*-Diethyl-3-methylbenzamide

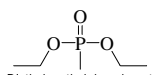
1,3-Diethyl-5-methylbenzene

*M4,M4*-Diethyl-2-methyl-1,4-benzenediamine, monohydrochloride*N,N*-Diethyl-3-methylbutanamide

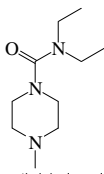
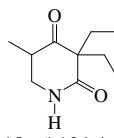
Diethyl methylenesuccinate



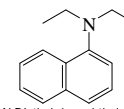
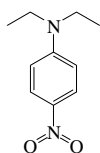
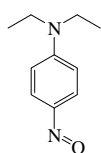
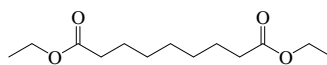
Diethyl methylmalonate



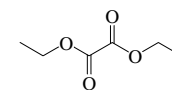
Diethyl methylphosphonate

*N,N*-Diethyl-4-methyl-1-piperazinecarboxamide

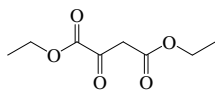
3,3-Diethyl-5-methyl-2,4-piperidinedione

*N,N*-Diethyl-1-naphthalenamine*N,N*-Diethyl-4-nitroaniline*N,N*-Diethyl-4-nitrosaniline

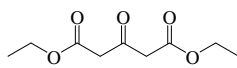
Diethyl nonanedioate



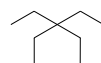
Diethyl oxalate



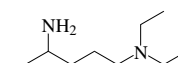
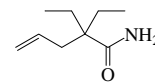
Diethyl oxobutanedioate



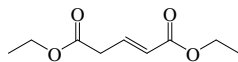
Diethyl 3-oxo-1,5-pentanedioate



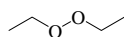
3,3-Diethylpentane

*N,N*-Diethyl-1,4-pentanediamine

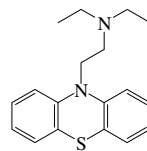
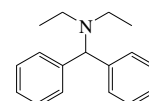
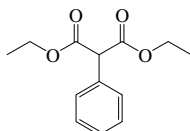
2,2-Diethyl-4-pentanamide



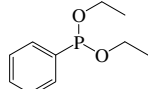
Diethyl 2-pentenedioate



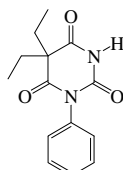
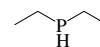
Diethylperoxide

*N,N*-Diethyl-10*H*-phenothiazine-10-ethanamine*N,N*-Diethyl- α -phenylbenzenemethanamine

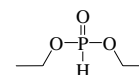
Diethyl phenylmalonate



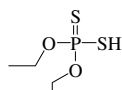
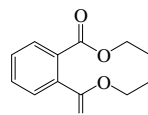
Diethyl phenylphosphonite

5,5-Diethyl-1-phenyl-2,4,6(1*H*,3*H*,5*H*)-pyrimidinetrione

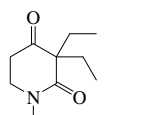
Diethylphosphine



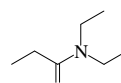
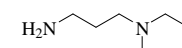
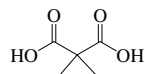
Diethyl phosphonate

*O,O*-Diethyl phosphorodithionate

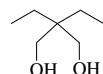
Diethyl phthalate



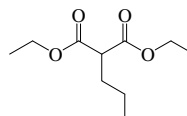
3,3-Diethyl-2,4-piperidinedione

*N,N*-Diethylpropanamide*N,N*-Diethyl-1,3-propanediamine

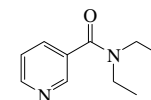
Diethylpropanedioic acid



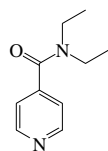
2,2-Diethyl-1,3-propanediol



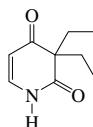
Diethyl 2-propylmalonate

*N,N*-Diethyl-3-pyridinecarboxamide

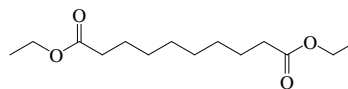
No.	Name	Synonym	Mol. Form.	CAS RN	Mol. Wt.	Physical Form	mp/°C	bp/°C	den/ g cm ⁻³	n _D	Solubility
3519	<i>N,N</i> -Diethyl-4-pyridinecarboxamide	Isonicotinic acid diethylamide	C ₁₀ H ₁₄ N ₂ O	530-40-5	178.230			119 ¹		1.525 ²⁰	vs H ₂ O, ace, eth, EtOH
3520	3,3-Diethyl-2,4(1 <i>H</i> ,3 <i>H</i>)-pyridinedione	Pyrrithyldione	C ₉ H ₁₃ NO ₂	77-04-3	167.205		90.7				
3521	Diethyl sebacate		C ₁₄ H ₂₆ O ₄	110-40-7	258.354		2.5	305; 188 ¹⁹	0.9646 ²⁰	1.4306 ²⁰	sl H ₂ O, ctc; s EtOH, ace; i bz
3522	Diethyl selenide		C ₄ H ₁₀ Se	627-53-2	137.08	pa ye	55	108	1.2300 ²⁰	1.4768 ²⁰	
3523	Diethylsilane		C ₂ H ₁₂ Si	542-91-6	88.224	liq	-134.3	57	0.6843 ²⁰	1.3921 ²⁰	i H ₂ O
3524	<i>trans</i> -Diethylstilbestrol		C ₁₈ H ₂₀ O ₂	56-53-1	268.351	pl (bz)	170.5				vs eth, EtOH, chl
3525	<i>trans</i> -Diethylstilbestrol dipropionate	Clinestrol	C ₂₄ H ₂₈ O ₄	130-80-3	380.477	pr (MeOH)	104				vs bz, eth, EtOH
3526	<i>trans</i> -Diethylstilbestrol monomethyl ether	Mestilbol	C ₁₉ H ₂₂ O ₂	18839-90-2	282.377	nd (bz-peth)	117.5	190 ³			vs ace, eth, EtOH
3527	Diethyl succinate	Ethyl succinate	C ₈ H ₁₄ O ₄	123-25-1	174.195	liq	-21	217.7	1.0402 ²⁰	1.4201 ²⁰	i H ₂ O; msc EtOH, eth; s ace, chl
3528	Diethyl sulfate		C ₄ H ₁₀ O ₄ S	64-67-5	154.185	oil	-24	208	1.172 ²⁵	1.3989 ²⁰	i H ₂ O; msc EtOH, eth
3529	Diethyl sulfide		C ₄ H ₁₀ S	352-93-2	90.187	liq	-103.91	92.1	0.8362 ²⁰	1.4430 ²⁰	sl H ₂ O, ctc; s EtOH, eth
3530	Diethyl sulfite	Ethyl sulfite	C ₄ H ₁₀ O ₃ S	623-81-4	138.185			158; 51 ¹³	1.1 ²⁰	1.4310 ²⁰	s EtOH, eth
3531	Diethyl sulfone	Ethyl sulfone	C ₄ H ₁₀ O ₂ S	597-35-3	122.186	orth pl	73.5	248	1.357 ²⁰		s H ₂ O, eth; vs bz; i peth
3532	Diethyl sulfoxide		C ₄ H ₁₀ OS	70-29-1	106.186	syr	14	104 ²⁵ , 90 ¹⁵	1.0092 ²²		vs H ₂ O, eth, EtOH
3533	Diethyl <i>DL</i> -tartrate		C ₈ H ₁₄ O ₆	57968-71-5	206.193		18.7	281; 158 ¹⁴	1.2046 ²⁰	1.4438 ²⁰	sl H ₂ O; msc EtOH, eth; s ace, ctc
3534	Diethyl telluride		C ₄ H ₁₀ Te	627-54-3	185.72	red-ye		137.5	1.599 ¹⁵	1.5182 ¹⁵	vs EtOH
3535	Diethyl terephthalate		C ₁₂ H ₁₄ O ₄	636-09-9	222.237	mcl pr (al, peth)	44	302	1.0989 ⁴⁵		i H ₂ O; vs EtOH, eth
3536	Diethyl thiodipropionate		C ₁₀ H ₁₈ O ₂ S	673-79-0	234.313			174 ¹⁵ , 121 ²	1.1034 ²⁰	1.4655 ²⁰	
3537	<i>N,N</i> -Diethylthiourea		C ₅ H ₁₂ N ₂ S	105-55-5	132.227		78	dec			s H ₂ O, EtOH; vs eth; sl ctc
3538	<i>N,N</i> -Diethyl-1,1,1-trimethylsilanamine	(Diethylamino)trimethylsilane	C ₇ H ₁₉ NSi	996-50-9	145.319			126.3	0.7627 ²⁰	1.4112 ²⁰	
3539	Diethyltrisulfide		C ₄ H ₁₀ S ₃	3600-24-6	154.317		-72.6	85 ²⁶	1.1082 ²⁰	1.5689 ¹³	
3540	<i>N,N</i> -Diethylurea		C ₆ H ₁₂ N ₂ O	634-95-7	116.161	pl, nd (eth)	75	95 ^{0,02}			vs H ₂ O, EtOH, bz, lig; s eth
3541	<i>N,N</i> -Diethylurea		C ₆ H ₁₂ N ₂ O	623-76-7	116.161	tab (lig), hyg nd (al)	112.5	263	1.0415 ²⁵	1.4616 ⁴⁰	vs H ₂ O, EtOH, eth
3542	Diethyl vinylphosphonate		C ₆ H ₁₃ O ₃ P	682-30-4	164.139			110 ²	1.068 ²⁵	1.4290 ²⁰	
3543	Diethyl zinc	Zinc diethyl	C ₄ H ₁₀ Zn	557-20-0	123.531	col liq	-28	118; 80 ²⁰⁰	1.2065 ²⁰	1.4936 ²⁰	dec H ₂ O; msc eth, peth, bz
3544	Difenoconazole		C ₁₉ H ₁₇ Cl ₂ N ₃ O ₃	119446-68-3	406.262		76	220 ^{0,03}			
3545	Difenzoquat methyl sulfate	1 <i>H</i> -Pyrazolium, 1,2-dimethyl-3,5-diphenyl-, methyl sulfate	C ₁₈ H ₂₀ N ₂ O ₄ S	43222-48-6	360.428		157				
3546	Diflubenzuron	<i>N</i> -[[[4-Chlorophenyl]amino]carbonyl]-2,6-difluorobenzamide	C ₁₄ H ₉ ClF ₂ N ₂ O ₂	35367-38-5	310.683		239				
3547	Difluoroacetic acid		C ₂ H ₂ F ₂ O ₂	381-73-7	96.033	liq	-1	133	1.526 ²⁵	1.3470 ²⁰	
3548	2,4-Difluoroaniline		C ₆ H ₆ F ₂ N	367-25-9	129.108	liq	-7.5	170	1.268 ²⁵	1.5063 ²⁰	
3549	<i>o</i> -Difluorobenzene	1,2-Difluorobenzene	C ₆ H ₄ F ₂	367-11-3	114.093	liq	-47.1	94	1.1599 ¹⁸	1.4451 ¹⁸	i H ₂ O; s ace, bz, chl
3550	<i>m</i> -Difluorobenzene	1,3-Difluorobenzene	C ₆ H ₄ F ₂	372-18-9	114.093	liq	-69.12	82.6	1.1572 ²⁰	1.4374 ²⁰	i H ₂ O; s ace, bz
3551	<i>p</i> -Difluorobenzene	1,4-Difluorobenzene	C ₆ H ₄ F ₂	540-36-3	114.093	liq	-23.55	89	1.1701 ²⁰	1.4422 ²⁰	i H ₂ O; s ace, bz; sl ctc
3552	4,4'-Difluoro-1,1'-biphenyl	4,4'-Difluorodiphenyl	C ₁₂ H ₈ F ₂	398-23-2	190.189	mcl pr (al) lf (w)	94.5	254.5			i H ₂ O; vs EtOH, bz, chl; s eth, ace
3553	1,1-Difluorocyclohexane		C ₆ H ₁₀ F ₂	371-90-4	120.140	liq		99.5			
3554	3,3-Difluorocyclopropene		C ₃ H ₂ F ₂	56830-75-2	76.045	liq		34			
3555	Difluorodimethylsilane		C ₂ H ₆ F ₂ Si	353-66-2	96.152	col gas	-87.5	2.5			
3556	1,5-Difluoro-2,4-dinitrobenzene		C ₆ H ₂ F ₂ N ₂ O ₄	327-92-4	204.088		75.5	132 ²			sl EtOH
3557	Difluorodiphenylsilane		C ₁₂ H ₁₀ F ₂ Si	312-40-3	220.290			246; 157 ⁵⁰	1.145 ¹⁷	1.5221 ²⁵	
3558	1,1-Difluoroethane	Ethylidene difluoride	C ₂ H ₄ F ₂	75-37-6	66.050	col gas	-117	-24.05	0.896 ²⁵	1.3011 ⁻⁷²	(<i>p</i> >1 atm)
3559	1,2-Difluoroethane	Ethylene difluoride	C ₂ H ₄ F ₂	624-72-6	66.050	vol liq		26			vs bz, eth, chl
3560	1,1-Difluoroethene	Vinylidene fluoride	C ₂ H ₂ F ₂	75-38-7	64.034	col gas	-144	-85.7			vs eth, EtOH
3561	<i>cis</i> -1,2-Difluoroethene	<i>cis</i> -1,2-Difluoroethylene	C ₂ H ₂ F ₂	1630-77-9	64.034	col gas		-26			
3562	<i>trans</i> -1,2-Difluoroethene	<i>trans</i> -1,2-Difluoroethylene	C ₂ H ₂ F ₂	1630-78-0	64.034	col gas		-53.1			
3563	Difluoromethane	Methylene fluoride	CH ₂ F ₂	75-10-5	52.024	col gas	-136.8 tp	-51.6	1.2139 ⁻⁵²		i H ₂ O; s EtOH



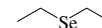
N,N-Diethyl-4-pyridinecarboxamide



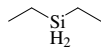
3,3-Diethyl-2,4(1H,3H)-pyridinedione



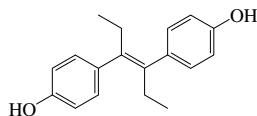
Diethyl sebacate



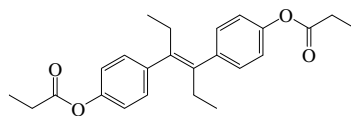
Diethyl selenide



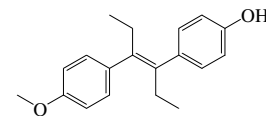
Diethylsilane



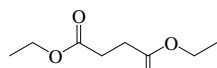
trans-Diethylstilbestrol



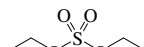
trans-Diethylstilbestrol dipropionate



trans-Diethylstilbestrol monomethyl ether



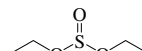
Diethyl succinate



Diethyl sulfate



Diethyl sulfide



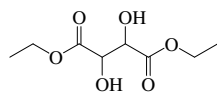
Diethyl sulfite



Diethyl sulfone



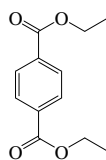
Diethyl sulfoxide



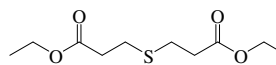
Diethyl DL-tartrate



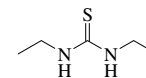
Diethyl telluride



Diethyl terephthalate



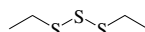
Diethyl thiodipropionate



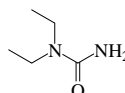
N,N-Diethylthiourea



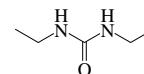
N,N-Diethyl-1,1,1-trimethylsilanamine



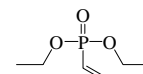
Diethyltrisulfide



N,N-Diethylurea



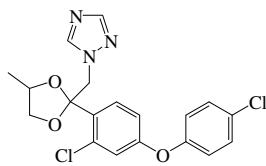
N,N'-Diethylurea



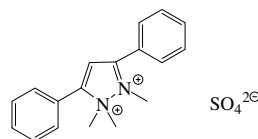
Diethyl vinylphosphonate



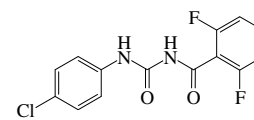
Diethyl zinc



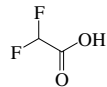
Difenoconazole



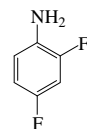
Difenzoquat methyl sulfate



Diflubenzuron



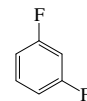
Difluoroacetic acid



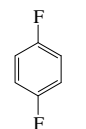
2,4-Difluoroaniline



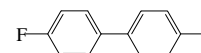
o-Difluorobenzene



m-Difluorobenzene



p-Difluorobenzene



4,4'-Difluoro-1,1'-biphenyl



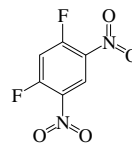
1,1-Difluorocyclohexane



3,3-Difluorocyclopropene



Difluorodimethylsilane



1,5-Difluoro-2,4-dinitrobenzene



Difluorodiphenylsilane



1,1-Difluoroethane



1,2-Difluoroethane



1,1-Difluoroethene



cis-1,2-Difluoroethene

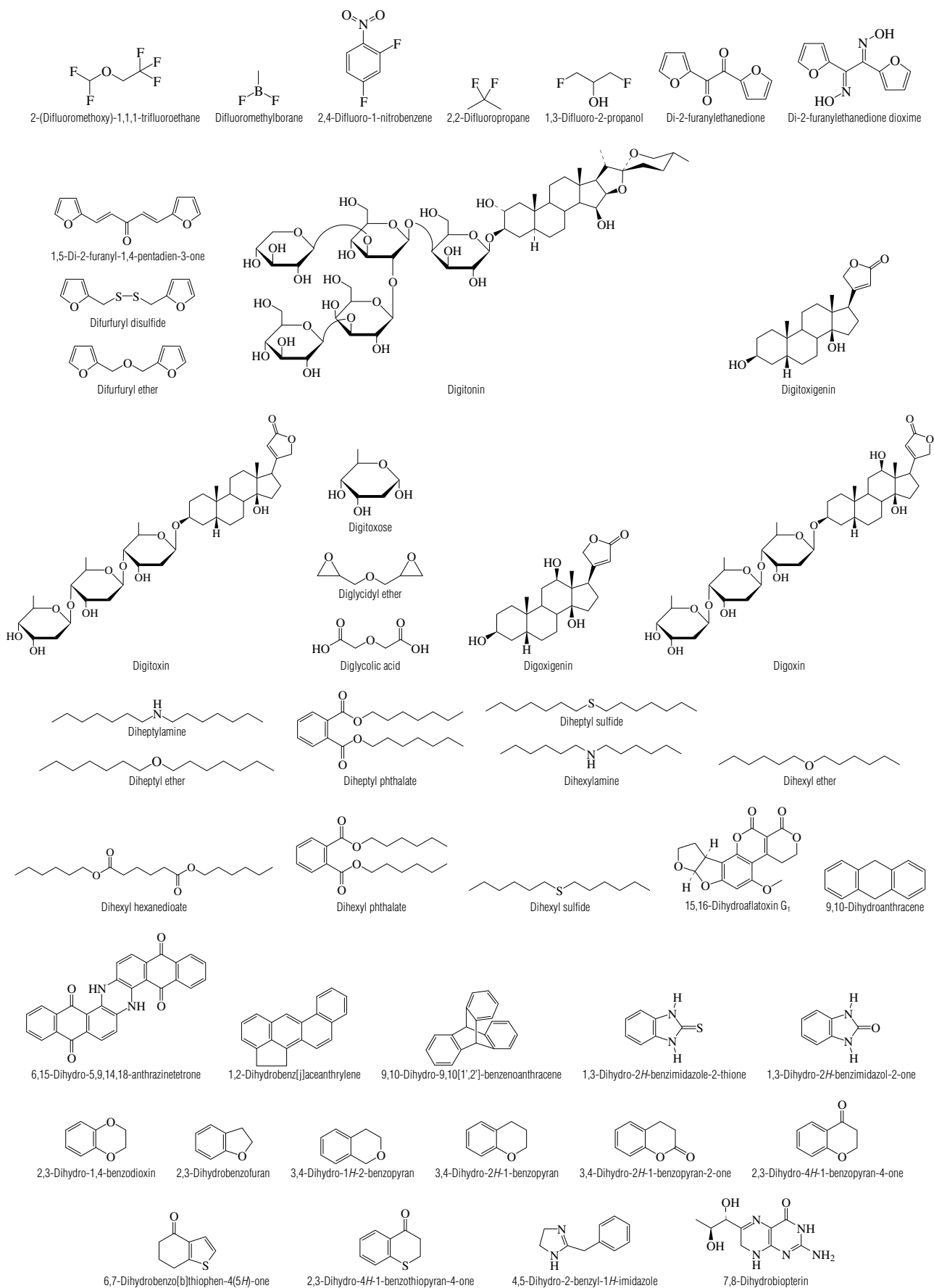


trans-1,2-Difluoroethene

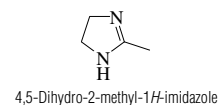
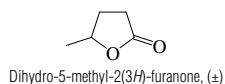
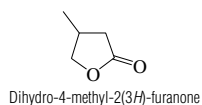
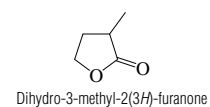
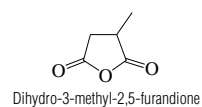
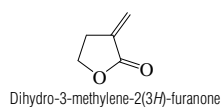
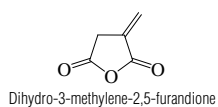
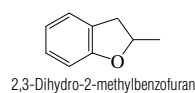
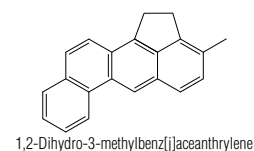
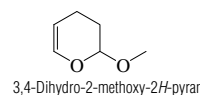
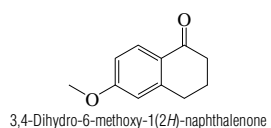
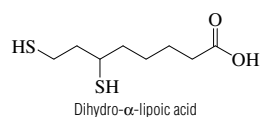
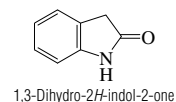
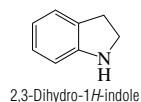
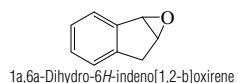
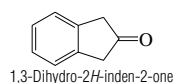
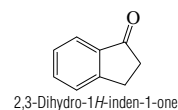
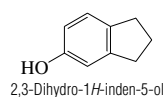
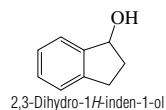
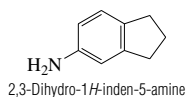
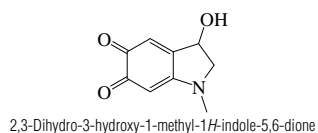
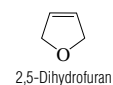
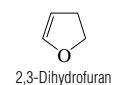
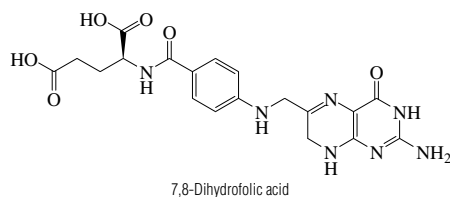
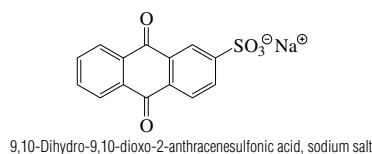
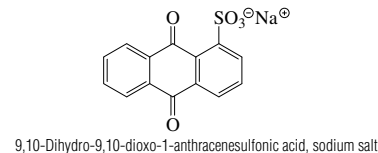
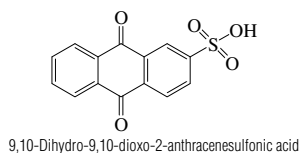
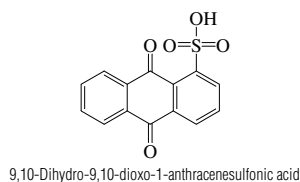
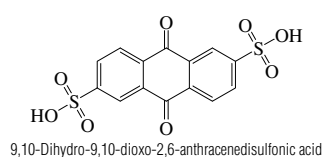
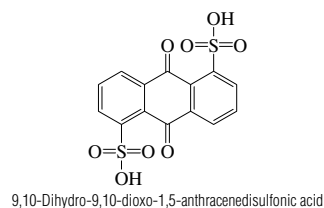
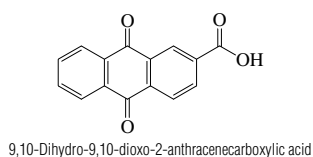
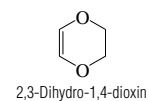
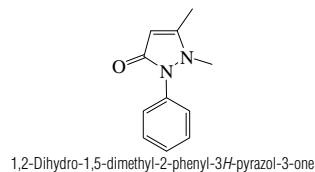
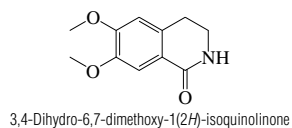
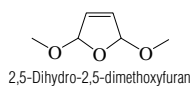
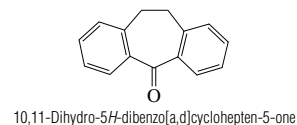
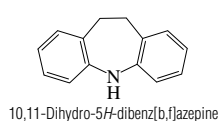
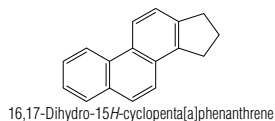
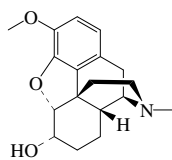


Difluoromethane

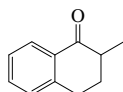
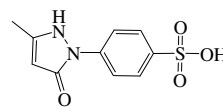
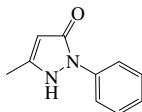
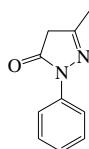
No.	Name	Synonym	Mol. Form.	CAS RN	Mol. Wt.	Physical Form	mp/°C	bp/°C	den/ g cm ⁻³	n _D	Solubility
3564	2-(Difluoromethoxy)-1,1,1-trifluoroethane	Difluoromethyl 2,2,2-trifluoroethyl ether	C ₃ H ₃ F ₅ O	1885-48-9	150.047	col liq		29			
3565	Difluoromethylborane		CH ₃ BF ₂	373-64-8	63.843	gas		-78.5 ²⁸⁷			reac H ₂ O
3566	2,4-Difluoro-1-nitrobenzene		C ₆ H ₃ F ₂ NO ₂	446-35-5	159.091		9.8	207	1.4571 ¹⁴	1.5149 ¹⁴	sl chl
3567	2,2-Difluoropropane		C ₃ H ₆ F ₂	420-45-1	80.077	col gas	-104.8	-0.4	0.9205 ²⁰	1.2904 ²⁰	(p>1 atm)
3568	1,3-Difluoro-2-propanol		C ₃ H ₆ F ₂ O	453-13-4	96.076			127; 55 ³⁴	1.24 ²⁵	1.3725 ²⁰	
3569	Di-2-furanylethanedione		C ₁₀ H ₆ O ₄	492-94-4	190.153	ye nd (al), cry (bz)	166.3				sl H ₂ O; s EtOH, eth, bz, chl
3570	Di-2-furanylethanedione dioxime	α-Furildioxime	C ₁₀ H ₈ N ₂ O ₄	522-27-0	220.182		167				sl EtOH, eth, bz, lig
3571	1,5-Di-2-furanyl-1,4-pentadien-3-one		C ₁₃ H ₁₀ O ₃	886-77-1	214.216	hyg pr (peth) ye pr (lig)	60.5	181 ⁴			vs eth, EtOH, chl
3572	Difurfuryl disulfide	Furfuryl disulfide	C ₁₀ H ₁₀ O ₂ S ₂	4437-20-1	226.315		10	167 ¹³ , 112 ^{9.5}			vs EtOH
3573	Difurfuryl ether	Furfuryl ether	C ₁₀ H ₁₀ O ₃	4437-22-3	178.184			101 ²	1.1405 ²⁰	1.5088 ²⁰	i H ₂ O
3574	Digitonin		C ₅₅ H ₉₂ O ₂₉	11024-24-1	1229.312		237.5				
3575	Digitoxigenin		C ₂₃ H ₃₄ O ₄	143-62-4	374.514		253				s EtOH; vs MeOH
3576	Digitoxin		C ₄₁ H ₆₄ O ₁₃	71-63-6	764.939	pr (dil al)	255.5				sl H ₂ O; vs EtOH; s eth, chl, MeOH, py
3577	Digitoxose		C ₆ H ₁₂ O ₄	527-52-6	148.157	cry (MeOH+eth)	112				vs H ₂ O, ace; s py, AcOEt
3578	Diglycidyl ether	Bis(2,3-epoxypropyl) ether	C ₈ H ₁₀ O ₃	2238-07-5	130.141			260	1.1195 ²⁰		
3579	Diglycolic acid	2,2'-Oxydiacetic acid	C ₄ H ₆ O ₅	110-99-6	134.088	mcl pr (w + 1)	148	dec			vs H ₂ O, eth, EtOH
3580	Digoxigenin		C ₂₃ H ₃₄ O ₅	1672-46-4	390.513	pr (AcOEt)	222				vs EtOH, MeOH; sl chl
3581	Digoxin		C ₄₁ H ₆₄ O ₁₄	20830-75-5	780.939	trc pl (dil al, py)	249 dec				vs EtOH
3582	Diheptylamine	N-Heptyl-1-heptanamine	C ₁₄ H ₃₁ N	2470-68-0	213.403	nd	31.5	271; 135 ⁹	0.7956 ²¹		sl H ₂ O; s EtOH; vs eth
3583	Diheptyl ether	Heptyl ether	C ₁₄ H ₃₀ O	629-64-1	214.387			258.5	0.8008 ²⁰	1.4275 ²⁰	vs eth, EtOH
3584	Diheptyl phthalate		C ₂₂ H ₃₄ O ₄	3648-21-3	362.503			360			
3585	Diheptyl sulfide	Heptyl sulfide	C ₁₄ H ₃₀ S	629-65-2	230.453		70	298	0.8416 ²⁰	1.4606 ²⁰	i H ₂ O; s eth
3586	Dihexylamine	N-Hexyl-1-hexanamine	C ₁₂ H ₂₇ N	143-16-8	185.349	liq	-13.1	236; 75 ¹	0.7889 ²⁰	1.4339 ²⁰	s EtOH, eth
3587	Dihexyl ether	Hexyl ether	C ₁₂ H ₂₆ O	112-58-3	186.333			226	0.7936 ²⁰	1.4204 ²⁰	i H ₂ O; s eth; sl ctc
3588	Dihexyl hexanedioate		C ₁₈ H ₃₄ O ₄	110-33-8	314.461	liq	-9	348; 182.5 ⁴	0.941 ²⁰		
3589	Dihexyl phthalate		C ₂₀ H ₃₀ O ₄	84-75-3	334.450			210 ⁵			
3590	Dihexyl sulfide	Hexyl sulfide	C ₁₂ H ₂₆ S	6294-31-1	202.399			230; 136 ²⁰	0.8411 ²⁰	1.4586 ²⁰	
3591	15,16-Dihydroaflatoxin G ₁	Aflatoxin G ₂	C ₁₇ H ₁₄ O ₇	7241-98-7	330.289		239.3				
3592	9,10-Dihydroanthracene		C ₁₄ H ₁₂	613-31-0	180.245	tab or pr	111	305	1.215 ²⁰		i H ₂ O; s EtOH, eth, bz, chl
3593	6,15-Dihydro-5,9,14,18-anthrazinetetrone	Indanthrene	C ₂₈ H ₁₄ N ₂ O ₄	81-77-6	442.422	bl nd	485 dec				i H ₂ O, EtOH, eth, ace, bz; s PhNO ₂ , dil alk
3594	1,2-Dihydrobenz[<i>j</i>]aceanthrylene	Cholanthrene	C ₂₀ H ₁₄	479-23-2	254.325	pa ye lf (bz- al)	174				i H ₂ O; s EtOH, bz, HOAc, lig, tol
3595	9,10-Dihydro-9,10[1',2']-benzoanthracene	Triptycene	C ₂₀ H ₁₄	477-75-8	254.325	cry (cyhex)	256				
3596	1,3-Dihydro-2 <i>H</i> -benzimidazole-2-thione	2-Benzimidazolethiol	C ₇ H ₆ N ₂ S	583-39-1	150.201	pl (dil al or NH ₃)	298				vs EtOH
3597	1,3-Dihydro-2 <i>H</i> -benzimidazol-2-one		C ₇ H ₆ N ₂ O	615-16-7	134.135	lf (w or al)	318 dec				sl H ₂ O, eth, bz; s ace; vs EtOH
3598	2,3-Dihydro-1,4-benzodioxin		C ₈ H ₈ O ₂	493-09-4	136.149			212; 103 ⁶	1.180 ²⁰	1.5485 ²⁰	
3599	2,3-Dihydrobenzofuran	Coumaran	C ₈ H ₈ O	496-16-2	120.149	liq	-21.5	188.5	1.058 ²⁵	1.5497 ²⁰	vs eth, EtOH, chl
3600	3,4-Dihydro-1 <i>H</i> -2-benzopyran	Isochroman	C ₉ H ₁₀ O	493-05-0	134.174		4	110 ²⁵ , 90 ¹²	1.067 ²⁵	1.5444 ²⁰	
3601	3,4-Dihydro-2 <i>H</i> -1-benzopyran		C ₉ H ₁₀ O	493-08-3	134.174		4.8	215; 98 ¹⁸	1.072 ²⁰	1.5444 ²⁰	s H ₂ O; msc os
3602	3,4-Dihydro-2 <i>H</i> -1-benzopyran-2-one		C ₉ H ₈ O ₂	119-84-6	148.159	lf	25	272	1.169 ¹⁸	1.5563 ²⁰	i H ₂ O; sl EtOH, eth, ctc; s chl
3603	2,3-Dihydro-4 <i>H</i> -1-benzopyran-4-one	4-Chromanone	C ₉ H ₈ O ₂	491-37-2	148.159		36.5	160 ⁵⁰ , 127 ¹³	1.1291 ¹⁰⁰	1.5750	s EtOH; vs eth, ace, bz, chl; sl ctc
3604	6,7-Dihydrobenzo[<i>b</i>]thiophen-4(5 <i>H</i>)-one	4,5,6,7-Tetrahydro-4-benzothiophenone	C ₉ H ₈ OS	13414-95-4	152.214						sl chl
3605	2,3-Dihydro-4 <i>H</i> -1-benzothiopyran-4-one		C ₉ H ₈ OS	3528-17-4	164.224		29	154 ¹²	1.2487 ¹⁴	1.6395 ²⁰	
3606	4,5-Dihydro-2-benzyl-1 <i>H</i> -imidazole	Tolazoline	C ₁₀ H ₁₂ N ₂	59-98-3	160.215	cry (peth)	67				
3607	7,8-Dihydrobiopterin		C ₉ H ₁₃ N ₅ O ₃	6779-87-9	239.231	hyg nd (w)					s H ₂ O



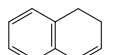
No.	Name	Synonym	Mol. Form.	CAS RN	Mol. Wt.	Physical Form	mp/°C	bp/°C	den/ g cm ⁻³	n _D	Solubility
3608	Dihydrocodeine		C ₁₈ H ₂₃ NO ₃	125-28-0	301.381	cry (aq, MeOH)	112.5	248 ¹⁵			
3609	16,17-Dihydro-15H-cyclopenta[a]phenanthrene	1,2-Cyclopentenophenanthrene	C ₁₇ H ₁₄	482-66-6	218.293	nd (al, petr)	135.5				i H ₂ O; s EtOH, peth
3610	10,11-Dihydro-5H-dibenz[b,f]azepine		C ₁₄ H ₁₃ N	494-19-9	195.260						s chl
3611	10,11-Dihydro-5H-dibenzo[a,d]cyclohepten-5-one		C ₁₅ H ₁₂ O	1210-35-1	208.255		30	203 ⁷	1.1635 ²⁰	1.6324 ²⁰	
3612	2,5-Dihydro-2,5-dimethoxyfuran		C ₆ H ₁₀ O ₃	332-77-4	130.141			161	1.073 ²⁵	1.4339 ²⁰	
3613	3,4-Dihydro-6,7-dimethoxy-1(2H)-isoquinolinone	Corydaldine	C ₁₁ H ₁₃ NO ₃	493-49-2	207.226	mcl pr (w, al)	175				vs H ₂ O, bz, eth, EtOH
3614	1,2-Dihydro-1,5-dimethyl-2-phenyl-3H-pyrazol-3-one	Antipyrine	C ₁₁ H ₁₂ N ₂ O	60-80-0	188.225	lf or sc (eth, bz)	114	319			vs H ₂ O, EtOH
3615	2,3-Dihydro-1,4-dioxin		C ₄ H ₆ O ₂	543-75-9	86.090			94.1	1.0836 ²⁰	1.4372 ²⁰	s ctc
3616	9,10-Dihydro-9,10-dioxo-2-anthracenecarboxylic acid		C ₁₅ H ₈ O ₄	117-78-2	252.223	ye nd (HOAc)	291	sub			sl EtOH, HOAc; i eth, bz; s ace
3617	9,10-Dihydro-9,10-dioxo-1,5-anthracenedisulfonic acid		C ₁₄ H ₆ O ₈ S ₂	117-14-6	368.339	ye nd (HCl +4w) pl (dil HOAc)	310 dec				vs H ₂ O, EtOH, HOAc
3618	9,10-Dihydro-9,10-dioxo-2,6-anthracenedisulfonic acid		C ₁₄ H ₆ O ₈ S ₂	84-50-4	368.339						vs H ₂ O; s EtOH; i eth, bz
3619	9,10-Dihydro-9,10-dioxo-1-anthracenesulfonic acid		C ₁₄ H ₆ O ₅ S	82-49-5	288.276	lf (HOAc) ye lf (conc HCl, +3w)	216.0				vs H ₂ O, HOAc; s EtOH
3620	9,10-Dihydro-9,10-dioxo-2-anthracenesulfonic acid		C ₁₄ H ₆ O ₅ S	84-48-0	288.276	ye lf (+3w)					vs H ₂ O; s EtOH; i eth
3621	9,10-Dihydro-9,10-dioxo-1-anthracenesulfonic acid, sodium salt	Sodium anthraquinone-1-sulfonate	C ₁₄ H ₇ NaO ₅ S	128-56-3	310.258	ye lf (w)					sl H ₂ O
3622	9,10-Dihydro-9,10-dioxo-2-anthracenesulfonic acid, sodium salt		C ₁₄ H ₇ NaO ₅ S	131-08-8	310.258						sl DMSO
3623	7,8-Dihydrofolic acid		C ₁₉ H ₂₁ N ₇ O ₆	4033-27-6	443.413	ye cry					
3624	2,3-Dihydrofuran		C ₄ H ₆ O	1191-99-7	70.090			54.5	0.927 ²⁵	1.4239 ²⁰	
3625	2,5-Dihydrofuran		C ₄ H ₆ O	1708-29-8	70.090					1.4311 ²⁰	
3626	2,3-Dihydro-3-hydroxy-1-methyl-1H-indole-5,6-dione	Adrenochrome	C ₉ H ₈ NO ₃	54-06-8	179.172		125 dec				vs H ₂ O, EtOH; i eth, bz
3627	2,3-Dihydro-1H-inden-5-amine		C ₉ H ₁₁ N	24425-40-9	133.190	nd (peth)	37.5	248; 131 ¹⁵			sl H ₂ O, chl; s eth, ace, bz
3628	2,3-Dihydro-1H-inden-1-ol		C ₉ H ₁₀ O	6351-10-6	134.174	pl (peth)	54.8	220; 128 ¹²			vs bz, EtOH, chl
3629	2,3-Dihydro-1H-inden-5-ol		C ₉ H ₁₀ O	1470-94-6	134.174		58	253			sl H ₂ O, peth; vs EtOH, eth; s sulf
3630	2,3-Dihydro-1H-inden-1-one		C ₉ H ₈ O	83-33-0	132.159	ta, nd (w + 3)	42	243; 129 ¹²	1.0943 ⁴⁰	1.561 ²⁵	sl H ₂ O; vs EtOH, eth, ace, chl
3631	1,3-Dihydro-2H-inden-2-one	2-Indanone	C ₉ H ₈ O	615-13-4	132.159	nd (al, eth)	59	dec 218	1.0712 ⁶⁹	1.538 ⁶⁷	i H ₂ O; vs EtOH, eth, ace, chl
3632	1a,6a-Dihydro-6H-indeno[1,2-b]oxirene		C ₉ H ₈ O	768-22-9	132.159		24.5	113 ²⁰ , 98 ⁶	1.1255 ²⁴		s chl
3633	2,3-Dihydro-1H-indole		C ₈ H ₉ N	496-15-1	119.164			229	1.069 ²⁰	1.5923 ²⁰	sl H ₂ O; s eth, ace, bz
3634	1,3-Dihydro-2H-indol-2-one		C ₈ H ₇ NO	59-48-3	133.148	nd (w)	128	227 ²³ , 195 ¹⁷			s H ₂ O, EtOH, eth
3635	2,3-Dihydro-1H-isoindol-1-one		C ₈ H ₇ NO	480-91-1	133.148	nd (w)	151	338; 103 ¹⁸			vs eth, EtOH, chl
3636	Dihydro-α-lipoic acid	6,8-Dimercaptooctanoic acid	C ₈ H ₁₆ O ₂ S ₂	462-20-4	208.342	ye liq		145 ^{0.2}			
3637	3,4-Dihydro-6-methoxy-1(2H)-naphthalenone	6-Methoxy-α-tetralone	C ₁₁ H ₁₂ O ₂	1078-19-9	176.212	cry (MeOH, lig)	78	171 ¹¹			
3638	3,4-Dihydro-2-methoxy-2H-pyran		C ₆ H ₁₀ O ₂	4454-05-1	114.142	liq		128	1.006	1.4420 ²⁰	
3639	1,2-Dihydro-3-methylbenz[j]aceanthrylene	3-Methylcholanthrene	C ₂₁ H ₁₆	56-49-5	268.352	ye nd (bz)	180	280 ⁸⁰	1.28 ²⁰		i H ₂ O
3640	2,3-Dihydro-2-methylbenzofuran		C ₉ H ₁₀ O	1746-11-8	134.174			197.5	1.061 ²⁵	1.5308	
3641	Dihydro-3-methylene-2,5-furandione		C ₅ H ₄ O ₃	2170-03-8	112.084	orth bipym pr (eth, chl)	69	139 ³⁰ , 114 ¹⁸			sl eth; vs chl
3642	Dihydro-3-methylene-2(3H)-furanone	α-Methylene butyrolactone	C ₅ H ₆ O ₂	547-65-9	98.101			85 ¹⁰	1.1206 ²⁰	1.4650 ²⁰	s H ₂ O, eth, ace, bz; sl ctc; vs EtOH
3643	Dihydro-3-methyl-2,5-furandione		C ₆ H ₈ O ₃	4100-80-5	114.100		34	239	1.22 ²⁵		
3644	Dihydro-3-methyl-2(3H)-furanone	2-Methyl-γ-butyrolactone	C ₆ H ₁₀ O ₂	1679-47-6	100.117	liq		200; 79 ¹⁰	1.0570 ²⁰	1.4325 ²⁰	
3645	Dihydro-4-methyl-2(3H)-furanone	3-Methyl-γ-butyrolactone	C ₆ H ₁₀ O ₂	1679-49-8	100.117	liq		76 ¹¹	1.058 ²⁰	1.4339 ²⁰	
3646	Dihydro-5-methyl-2(3H)-furanone, (±)	(±)-γ-Valerolactone	C ₆ H ₁₀ O ₂	57129-69-8	100.117	liq	-31	206	1.0551 ²⁰	1.4328 ²⁰	msc H ₂ O; s EtOH, ace; sl ctc
3647	4,5-Dihydro-2-methyl-1H-imidazole	Lysidine	C ₄ H ₈ N ₂	534-26-9	84.120	hyg	107	196.5			vs H ₂ O, EtOH; i eth; s chl



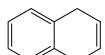
No.	Name	Synonym	Mol. Form.	CAS RN	Mol. Wt.	Physical Form	mp/°C	bp/°C	den/ g cm ⁻³	n _D	Solubility
3648	1,3-Dihydro-1-methyl-2 <i>H</i> -imidazole-2-thione	Methimazole	C ₄ H ₆ N ₂ S	60-56-0	114.169	lf (al)	146	dec 280			vs H ₂ O; s EtOH, chl; sl eth, bz, lig
3649	2,3-Dihydro-1-methyl-1 <i>H</i> -indene		C ₁₀ H ₁₂	767-58-8	132.202			190.6	0.938 ²⁵	1.5266 ²⁰	i H ₂ O
3650	3,4-Dihydro-2-methyl-1(2 <i>H</i>)-naphthalene		C ₁₁ H ₁₂ O	1590-08-5	160.212		15	136 ¹⁶	1.057 ²⁵	1.5535 ²⁰	
3651	4-(4,5-Dihydro-3-methyl-5-oxo-1 <i>H</i> -pyrazol-1-yl)benzenesulfonic acid		C ₁₀ H ₁₀ N ₂ O ₄ S	89-36-1	254.262	nd (w+1)	≈300 dec				
3652	1,2-Dihydro-5-methyl-2-phenyl-3 <i>H</i> -pyrazol-3-one	5-Hydroxy-3-methyl-1-phenylpyrazole	C ₁₀ H ₁₀ N ₂ O	19735-89-8	174.198		128	287 ¹⁰⁵ , 191 ¹⁷	1.2600 ²⁰	1.637	s H ₂ O, EtOH; sl bz; i peth
3653	2,4-Dihydro-5-methyl-2-phenyl-3 <i>H</i> -pyrazol-3-one		C ₁₀ H ₁₀ N ₂ O	89-25-8	174.198	mcl pr (w)	127	287 ¹⁰⁵ , 191 ¹⁷		1.637	
3654	3,6-Dihydro-4-methyl-2 <i>H</i> -pyran		C ₆ H ₁₀ O	16302-35-5	98.142			117.5	0.912 ²⁵	1.4495 ²⁰	
3655	4,5-Dihydro-2-methylthiazole		C ₄ H ₆ NS	2346-00-1	101.171	liq	-101	145	1.067 ²⁵	1.5200 ²⁰	
3656	1,2-Dihydronaphthalene		C ₁₀ H ₁₀	447-53-0	130.186	liq	-8	206.5	0.9974 ²⁰	1.5814 ²⁰	
3657	1,4-Dihydronaphthalene	Δ 2-Dialin	C ₁₀ H ₁₀	612-17-9	130.186	pl	25	211.5	0.9928 ³³	1.5577 ²⁰	
3658	3,4-Dihydro-2(1 <i>H</i>)-naphthalene		C ₁₀ H ₁₀ O	530-93-8	146.185		18	237	1.1055 ²⁷	1.5598 ²⁰	i H ₂ O; s eth, bz
3659	1,2-Dihydro-5-nitroacenaphthylene		C ₁₂ H ₈ NO ₂	602-87-9	199.205		103				s H ₂ O, EtOH, eth, lig
3660	1,6-Dihydro-6-oxo-3-pyridinecarboxylic acid		C ₆ H ₆ NO ₃	5006-66-6	139.109	nd(w)	310 dec	sub			sl H ₂ O, tfa; i EtOH, eth, bz, chl
3661	Dihydro-5-pentyl-2(3 <i>H</i>)-furanone	4-Hydroxynonanoic acid lactone	C ₉ H ₁₆ O ₂	104-61-0	156.222	oil		134 ¹²			
3662	9,10-Dihydrophenanthrene		C ₁₄ H ₁₂	776-35-2	180.245	nd (MeOH)	34.5	168 ¹⁵	1.0757 ⁴⁰	1.6415 ²⁰	s chl
3663	2,3-Dihydro-2-phenyl-4 <i>H</i> -1-benzopyran-4-one		C ₁₅ H ₁₂ O ₂	487-26-3	224.255	nd (lig)	76				i H ₂ O; s ace, bz; sl ctc
3664	4,5-Dihydro-2-(phenylmethyl)-1 <i>H</i> -imidazole, monohydrochloride		C ₁₀ H ₁₃ ClN ₂	59-97-2	196.676		174				
3665	4,5-Dihydro-5-phenyl-2-oxazolamine	Aminorex	C ₉ H ₁₀ N ₂ O	2207-50-3	162.187	cry (bz)	137				
3666	1,4-Dihydro-1-phenyl-5 <i>H</i> -tetrazole-5-thione	1-Phenyl-5-mercapto-1 <i>H</i> -tetrazole	C ₇ H ₆ N ₄ S	86-93-1	178.215		145				
3667	Dihydro-5-propyl-2(3 <i>H</i>)-furanone	γ-Propyl-γ-butyrolactone	C ₇ H ₁₂ O ₂	105-21-5	128.169			84 ⁵		1.4385 ²⁵	
3668	2,3-Dihydro-6-propyl-2-thioxo-4(1 <i>H</i>)-pyrimidinone	Propylthiouracil	C ₇ H ₁₀ N ₂ OS	51-52-5	170.231	w pow (w)	219				sl H ₂ O, chl, DMSO, EtOH; i eth, bz
3669	1,7-Dihydro-6 <i>H</i> -purine-6-thione	6-Mercaptopurine	C ₅ H ₄ N ₄ S	50-44-2	152.178	ye pr (w, + l w)	313 dec				i H ₂ O; s alk
3670	3,4-Dihydro-2 <i>H</i> -pyran		C ₆ H ₈ O	110-87-2	84.117			86	0.921 ¹⁹	1.4402 ¹⁹	s H ₂ O, EtOH; sl chl
3671	3,6-Dihydro-2 <i>H</i> -pyran		C ₆ H ₈ O	3174-74-1	84.117	liq		95	0.94 ¹⁹		
3672	Dihydro-2 <i>H</i> -pyran-2,6(3 <i>H</i>)-dione		C ₆ H ₆ O ₃	108-55-4	114.100		56.3	158 ¹⁵	1.4110 ²⁰		
3673	4,5-Dihydro-1 <i>H</i> -pyrazole	2-Pyrazoline	C ₃ H ₄ N ₂	109-98-8	70.093			144	1.0200 ¹⁷	1.4796 ¹⁷	vs H ₂ O, eth, EtOH
3674	1,2-Dihydro-3,6-pyridazinedione	Maleic hydrazide	C ₄ H ₄ N ₂ O ₂	123-33-1	112.087	cry (w)	307				sl H ₂ O, EtOH, tfa
3675	Dihydro-2,4(1 <i>H</i> ,3 <i>H</i>)-pyrimidinedione	5,6-Dihydrouracil	C ₄ H ₆ N ₂ O ₂	504-07-4	114.103	nd (w)	275.5				vs H ₂ O; s EtOH, chl, MeOH
3676	2,5-Dihydro-1 <i>H</i> -pyrrole	3-Pyrroline	C ₄ H ₆ N	109-96-6	69.106			90.5	0.9097 ²⁰	1.4664 ²⁰	vs H ₂ O, ace, eth, EtOH
3677	3,4-Dihydro-2(1 <i>H</i>)-quinolinone	Hydrocarbostyryl	C ₈ H ₈ NO	553-03-7	147.173	pr (al, eth)	163.5	201 ⁴⁵			vs eth, EtOH
3678	1,4-Dihydro-2,3-quinoxalinedione	2,3-Quinoxalinediol	C ₈ H ₆ N ₂ O ₂	15804-19-0	162.146	nd (w)	410				vs H ₂ O; sl EtOH, eth; s bz, DMSO, HOAc
3679	Dihydrotachysterol		C ₂₈ H ₄₆ O	67-96-9	398.664	cry (MeOH)	131				i H ₂ O; s os
3680	Dihydrothebaine		C ₁₉ H ₂₃ NO ₃	561-25-1	313.391		162.5				i H ₂ O; s EtOH, bz, AcOEt
3681	4,5-Dihydro-2-thiazolamine		C ₃ H ₆ N ₂ S	1779-81-3	102.158	nd or lf (bz)	85.3	dec			vs H ₂ O, EtOH, bz, chl
3682	2,3-Dihydrothiophene		C ₄ H ₆ S	1120-59-8	86.156			112.1			
3683	2,5-Dihydrothiophene		C ₄ H ₆ S	1708-32-3	86.156			122.4			
3684	2,5-Dihydrothiophene 1,1-dioxide	3-Sulfolene	C ₄ H ₆ O ₂ S	77-79-2	118.155		64.5				s chl
3685	Dihydro-2(3 <i>H</i>)-thiophenone		C ₄ H ₆ OS	1003-10-7	102.155			111 ⁵² , 39 ¹	1.18 ²⁵	1.5230 ²⁰	
3686	Dihydro-2-thioxo-4,6(1 <i>H</i> ,5 <i>H</i>)-pyrimidinedione	2-Thiobarbituric acid	C ₄ H ₄ N ₂ O ₂ S	504-17-6	144.152	pl (w)	235 dec				sl H ₂ O; s EtOH, dil alk, dil HCl
3687	2,3-Dihydro-2-thioxo-4(1 <i>H</i>)-pyrimidinone	2-Thiouracil	C ₄ H ₄ N ₂ OS	141-90-2	128.152	pr (w, al)	>340 dec				sl H ₂ O, EtOH, DMSO; s anh HF
3688	1,2-Dihydro-3 <i>H</i> -1,2,4-triazole-3-thione		C ₂ H ₃ N ₃ S	3179-31-5	101.130		222.5				s DMSO
3689	(1,3-Dihydro-1,3,3-trimethyl-2 <i>H</i> -indol-2-ylidene)acetaldehyde		C ₁₃ H ₁₂ NO	84-83-3	201.264						s chl

1,3-Dihydro-1-methyl-2*H*-imidazole-2-thione2,3-Dihydro-1-methyl-1*H*-indene3,4-Dihydro-2-methyl-1(2*H*)-naphthalenone4-(4,5-Dihydro-3-methyl-5-oxo-1*H*-pyrazol-1-yl)benzenesulfonic acid1,2-Dihydro-5-methyl-2-phenyl-3*H*-pyrazol-3-one2,4-Dihydro-5-methyl-2-phenyl-3*H*-pyrazol-3-one3,6-Dihydro-4-methyl-2*H*-pyran

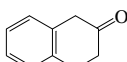
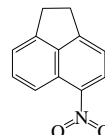
4,5-Dihydro-2-methylthiazole



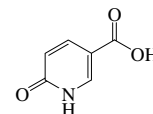
1,2-Dihydronaphthalene



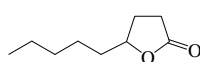
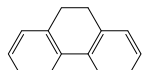
1,4-Dihydronaphthalene

3,4-Dihydro-2(1*H*)-naphthalenone

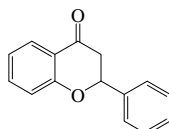
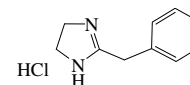
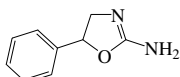
1,2-Dihydro-5-nitroacenaphthylene



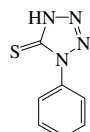
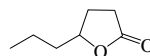
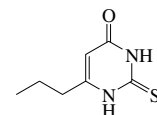
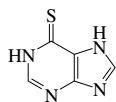
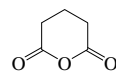
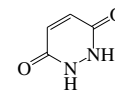
1,6-Dihydro-6-oxo-3-pyridinecarboxylic acid

Dihydro-5-pentyl-2(3*H*)-furanone

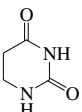
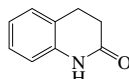
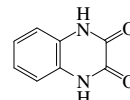
9,10-Dihydrophenanthrene

2,3-Dihydro-2-phenyl-4*H*-1-benzopyran-4-one4,5-Dihydro-2-(phenylmethyl)-1*H*-imidazole, monohydrochloride

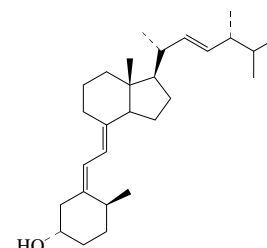
4,5-Dihydro-5-phenyl-2-oxazolamine

1,4-Dihydro-1-phenyl-5*H*-tetrazole-5-thioneDihydro-5-propyl-2(3*H*)-furanone2,3-Dihydro-6-propyl-2-thioxo-4(1*H*)-pyrimidinone1,7-Dihydro-6*H*-purine-6-thione3,4-Dihydro-2*H*-pyran3,6-Dihydro-2*H*-pyranDihydro-2*H*-pyran-2,6(3*H*)-dione4,5-Dihydro-1*H*-pyrazole

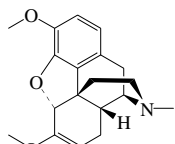
1,2-Dihydro-3,6-pyridazinedione

Dihydro-2,4(1*H*,3*H*)-pyrimidinedione2,5-Dihydro-1*H*-pyrrole3,4-Dihydro-2(1*H*)-quinolinone

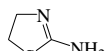
1,4-Dihydro-2,3-quinoxalinedione



Dihydrotachysterol



Dihydrothebaine



4,5-Dihydro-2-thiazolamine



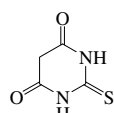
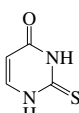
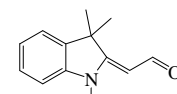
2,3-Dihydrothiophene



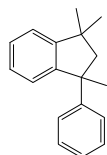
2,5-Dihydrothiophene



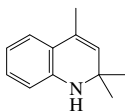
2,5-Dihydrothiophene 1,1-dioxide

Dihydro-2(3*H*)-thiophenoneDihydro-2-thioxo-4,6(1*H*,5*H*)-pyrimidinedione2,3-Dihydro-2-thioxo-4(1*H*)-pyrimidinone1,2-Dihydro-3*H*-1,2,4-triazole-3-thione(1,3-Dihydro-1,3,3-trimethyl-2*H*-indol-2-ylidene)acetaldehyde

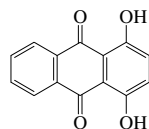
No.	Name	Synonym	Mol. Form.	CAS RN	Mol. Wt.	Physical Form	mp/°C	bp/°C	den/ g cm ⁻³	n _D	Solubility
3690	2,3-Dihydro-1,1,3-trimethyl-3-phenyl-1 <i>H</i> -indene		C ₁₈ H ₂₀	3910-35-8	236.352	tcl pr (al)	52.5	308.5	1.0009 ²⁰	1.5681 ²⁰	i H ₂ O; s EtOH, bz, MeOH
3691	1,2-Dihydro-2,2,4-trimethylquinoline		C ₁₂ H ₁₅ N	147-47-7	173.254		26.5	260; 132 ¹³			
3692	1,4-Dihydroxy-9,10-anthracenedione	Quinizarin	C ₁₄ H ₆ O ₄	81-64-1	240.212	ye red lf (eth) dk red nd	200				s H ₂ O, EtOH, eth, bz, KOH, sulf
3693	1,5-Dihydroxy-9,10-anthracenedione	Anthrarufin	C ₁₄ H ₆ O ₄	117-12-4	240.212	pa ye pl (gl HOAc)	280	sub			i H ₂ O; sl EtOH, eth, ace, CS ₂ ; s bz
3694	1,8-Dihydroxy-9,10-anthracenedione	Danthron	C ₁₄ H ₆ O ₄	117-10-2	240.212	red or red-ye nd or lf (al)	193	sub			i H ₂ O; sl EtOH, eth; s ace, HOAc, alk
3695	2,6-Dihydroxy-9,10-anthracenedione		C ₁₄ H ₆ O ₄	84-60-6	240.212	ye nd (al)	360 dec				sl H ₂ O, EtOH; i eth, bz, chl; s alk
3696	2,7-Dihydroxy-9,10-anthracenedione		C ₁₄ H ₆ O ₄	572-93-0	240.212	ye nd (+1w, dil al) nd (sub)	353.8	sub			i H ₂ O; s EtOH; sl eth, bz, chl
3697	2,2'-Dihydroxyazobenzene		C ₁₂ H ₁₀ N ₂ O ₂	2050-14-8	214.219	gold-ye lf (bz), nd (al)	173	140 ^{0.001}			i H ₂ O; sl EtOH, bz; vs eth; s con alk
3698	2,3-Dihydroxybenzaldehyde		C ₇ H ₆ O ₃	24677-78-9	138.121	ye nd	108	235; 120 ¹⁶			vs ace, EtOH, HOAc
3699	2,4-Dihydroxybenzaldehyde	β-Resorcyaldehyde	C ₇ H ₆ O ₃	95-01-2	138.121	nd (eth-lig)	135	226 ²²			s H ₂ O, HOAc; vs EtOH, eth, chl; sl bz
3700	2,5-Dihydroxybenzaldehyde		C ₇ H ₆ O ₃	1194-98-5	138.121	ye nd (bz)	100.0				vs H ₂ O, EtOH, chl
3701	3,4-Dihydroxybenzaldehyde	Protocatechualdehyde	C ₇ H ₆ O ₃	139-85-5	138.121	lf (w, to)	153 dec				s H ₂ O; vs EtOH, eth
3702	<i>N</i> ,2'-Dihydroxybenzamide	Salicylhydroxamic acid	C ₇ H ₇ NO ₃	89-73-6	153.136	nd (HOAc)	168	sub			sl H ₂ O, DMSO; vs EtOH, eth; s HOAc
3703	2,5-Dihydroxybenzeneacetic acid	Homogentisic acid	C ₈ H ₆ O ₄	451-13-8	168.148	pr (w+1), lf (al-chl)	153				vs H ₂ O, EtOH, eth; i bz, chl
3704	2,3-Dihydroxybenzoic acid		C ₇ H ₆ O ₄	303-38-8	154.121	pr or nd (w+1)	205.5		1.542 ²⁰		s H ₂ O, EtOH, eth; sl ace
3705	2,4-Dihydroxybenzoic acid	β-Resorcylic acid	C ₇ H ₆ O ₄	89-86-1	154.121	cry (+w)	226 dec				s H ₂ O, EtOH, eth, bz; i CS ₂
3706	2,5-Dihydroxybenzoic acid	Gentisic acid	C ₇ H ₆ O ₄	490-79-9	154.121	nd or pr (w)	199.5				vs H ₂ O, EtOH, eth; s ace; i bz, chl, CS ₂
3707	2,6-Dihydroxybenzoic acid		C ₇ H ₆ O ₄	303-07-1	154.121	nd (+w)	167 dec				s H ₂ O, EtOH, eth; i chl; sl tfa
3708	3,4-Dihydroxybenzoic acid	Protocatechuic acid	C ₇ H ₆ O ₄	99-50-3	154.121	mcl nd (w+1)	201 dec		1.524 ⁴		sl H ₂ O; vs EtOH; s eth; i bz
3709	3,5-Dihydroxybenzoic acid		C ₇ H ₆ O ₄	99-10-5	154.121	pr or nd	239				sl H ₂ O, ace; vs EtOH, eth
3710	2,2'-Dihydroxybenzophenone	Bis(2-hydroxyphenyl) ketone	C ₁₃ H ₁₀ O ₃	835-11-0	214.216		59.5	333			i H ₂ O; s EtOH, eth, chl
3711	4,4'-Dihydroxybenzophenone	Bis(4-hydroxyphenyl) ketone	C ₁₃ H ₁₀ O ₃	611-99-4	214.216	nd (lig), cry (w)	210		1.133 ¹³¹		sl H ₂ O; s EtOH, eth, ace; i bz, CS ₂
3712	6,7-Dihydroxy-2 <i>H</i> -1-benzopyran-2-one	Esculetin	C ₉ H ₆ O ₄	305-01-1	178.142	nd (w), pr (HOAc) lf (sub)	276	sub			sl H ₂ O, eth; s EtOH, ace, chl, AcOEt
3713	7,8-Dihydroxy-2 <i>H</i> -1-benzopyran-2-one	Daphnetin	C ₉ H ₆ O ₄	486-35-1	178.142	ye nd (dil al)	262	sub			s H ₂ O, EtOH; sl eth, bz, chl, CS ₂
3714	2,4-Dihydroxybutanoic acid		C ₄ H ₆ O ₄	1518-62-3	120.105	liq		96 ³			
3715	3,6-Dihydroxycholan-24-oic acid, (3α,5β,6α)	Hydoxycholeic acid	C ₂₄ H ₄₀ O ₄	83-49-8	392.573	cry (AcOEt)	198.5				sl H ₂ O, eth, ace, bz; s EtOH, HOAc
3716	3,7-Dihydroxycholan-24-oic acid, (3α,5β,7β)	Ursodiol	C ₂₄ H ₄₀ O ₄	128-13-2	392.573	pl (al)	203				vs EtOH; sl eth
3717	3,7-Dihydroxycholan-24-oic acid, (3α,5β,7α)	Chenodiol	C ₂₄ H ₄₀ O ₄	474-25-9	392.573	nd (EtOAc+hep)	119				i H ₂ O, bz; vs EtOH, ace; s eth, HOAc
3718	1,25-Dihydroxycholecalciferol	Calcitriol	C ₂₇ H ₄₄ O ₃	32222-06-3	416.636	wh cry pow	115				sl EtOH, MeOH, thf, AcOEt
3719	2,5-Dihydroxy-2,5-cyclohexadiene-1,4-dione		C ₆ H ₄ O ₄	615-94-1	140.094	dk ye nd	211				sl H ₂ O, ace, DMSO; s EtOH, HOAc; i eth



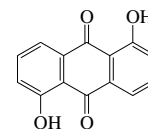
2,3-Dihydro-1,1,3-trimethyl-3-phenyl-1H-indene



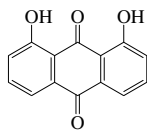
1,2-Dihydro-2,2,4-trimethylquinoline



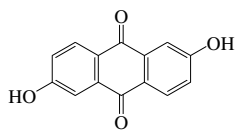
1,4-Dihydroxy-9,10-anthracenedione



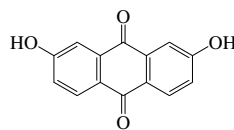
1,5-Dihydroxy-9,10-anthracenedione



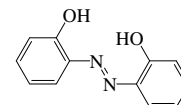
1,8-Dihydroxy-9,10-anthracenedione



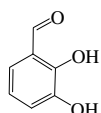
2,6-Dihydroxy-9,10-anthracenedione



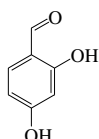
2,7-Dihydroxy-9,10-anthracenedione



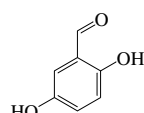
2,2'-Dihydroxyazobenzene



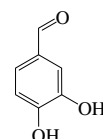
2,3-Dihydroxybenzaldehyde



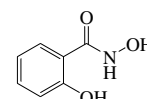
2,4-Dihydroxybenzaldehyde



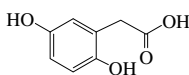
2,5-Dihydroxybenzaldehyde



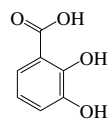
3,4-Dihydroxybenzaldehyde



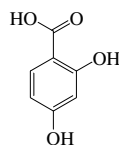
N,2-Dihydroxybenzamide



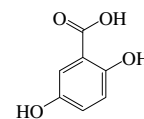
2,5-Dihydroxybenzeneacetic acid



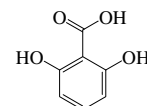
2,3-Dihydroxybenzoic acid



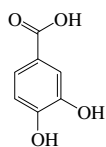
2,4-Dihydroxybenzoic acid



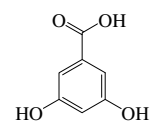
2,5-Dihydroxybenzoic acid



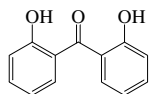
2,6-Dihydroxybenzoic acid



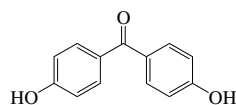
3,4-Dihydroxybenzoic acid



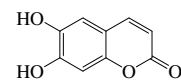
3,5-Dihydroxybenzoic acid



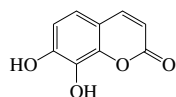
2,2'-Dihydroxybenzophenone



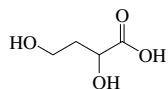
4,4'-Dihydroxybenzophenone



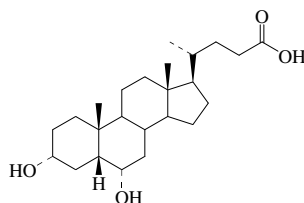
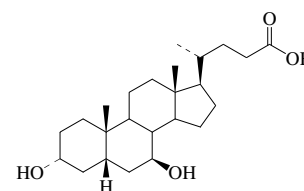
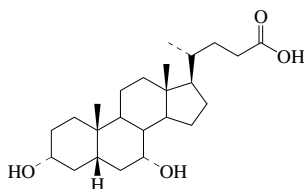
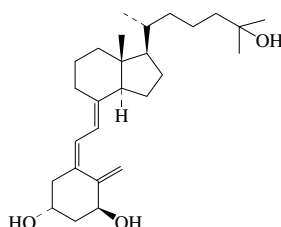
6,7-Dihydroxy-2H-1-benzopyran-2-one



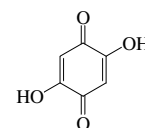
7,8-Dihydroxy-2H-1-benzopyran-2-one



2,4-Dihydroxybutanoic acid

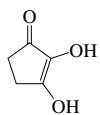
3,6-Dihydroxycholan-24-oic acid, (3 α ,5 β ,6 α)3,7-Dihydroxycholan-24-oic acid, (3 α ,5 β ,7 β)3,7-Dihydroxycholan-24-oic acid, (3 α ,5 β ,7 α)

1,25-Dihydroxycholecalciferol

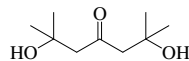


2,5-Dihydroxy-2,5-cyclohexadiene-1,4-dione

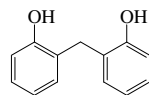
No.	Name	Synonym	Mol. Form.	CAS RN	Mol. Wt.	Physical Form	mp/°C	bp/°C	den/ g cm ⁻³	n _D	Solubility
3720	2,3-Dihydroxy-2-cyclopenten-1-one	Reductic acid	C ₅ H ₆ O ₃	80-72-8	114.100		212				s H ₂ O, EtOH; sl eth, ace, AcOEt; i bz
3721	2,6-Dihydroxy-2,6-dimethyl-4-heptanone	Di(2-hydroxy-2-methylpropyl) ketone	C ₉ H ₁₆ O ₃	3682-91-5	174.237	pale ye cry					
3722	2,2'-Dihydroxydiphenylmethane	2,2'-Methylenebisphenol	C ₁₃ H ₁₂ O ₂	2467-02-9	200.233		118.3	363	1.280 ²⁵		
3723	4,4'-Dihydroxydiphenyl sulfide	4,4'-Thiobisphenol	C ₁₂ H ₁₀ O ₂ S	2664-63-3	218.271	mcl pr or lf (al)	151				sl H ₂ O, EtOH, eth, CS ₂
3724	1,8-Dihydroxy-3-(hydroxymethyl)-9,10-anthracenedione	Aloe-emodol	C ₁₅ H ₁₀ O ₅	481-72-1	270.237	oran ye nd (to, al)	223.5	sub			vs bz, eth, EtOH
3725	2,3-Dihydroxymaleic acid	Dihydroxymaleic acid	C ₄ H ₄ O ₆	526-84-1	148.071	pl (w+2)	155 dec				sl H ₂ O, eth, MeOH; s EtOH
3726	α,4-Dihydroxy-3-methoxybenzeneacetic acid	Vanilmandelic acid	C ₉ H ₁₀ O ₅	55-10-7	198.172	sc (bz-eth)	132 dec				vs H ₂ O, ace, eth
3727	7,8-Dihydroxy-6-methoxy-2 <i>H</i> -1-benzopyran-2-one	Fraxetin	C ₁₀ H ₆ O ₅	574-84-5	208.168	pl (dil al)	231				vs EtOH
3728	5,7-Dihydroxy-3-(4-methoxyphenyl)-4 <i>H</i> -1-benzopyran-4-one		C ₁₆ H ₁₂ O ₅	491-80-5	284.263		214.8				
3729	(2,6-Dihydroxy-4-methoxyphenyl) phenylmethanone	Cotoin	C ₁₄ H ₁₂ O ₄	479-21-0	244.243	ye pr (chl) lf or nd (w)	130.5				vs ace, bz, eth, EtOH
3730	1,7-Dihydroxy-3-methoxy-9 <i>H</i> -xanthen-9-one	Gentisin	C ₁₄ H ₁₀ O ₅	437-50-3	258.226	ye orth	266.5				i H ₂ O; vs EtOH; i ace; s py
3731	1,8-Dihydroxy-3-methyl-9,10-anthracenedione	Chrysophanic acid	C ₁₅ H ₁₀ O ₄	481-74-3	254.238	ye hex or mcl nd (sub)	196	sub	0.92 ²⁵		vs bz, HOAc
3732	2,4-Dihydroxy-6-methylbenzoic acid	<i>o</i> -Orsellinic acid	C ₈ H ₆ O ₄	480-64-8	168.148	nd (dil HOAc, +1w)	176 dec				s EtOH, eth
3733	5,7-Dihydroxy-4-methyl-2 <i>H</i> -1-benzopyran-2-one		C ₁₀ H ₆ O ₄	2107-76-8	192.169	nd (al), lf (HOAc)	283				sl H ₂ O, eth, bz, chl; vs EtOH, alk
3734	6,7-Dihydroxy-4-methyl-2 <i>H</i> -1-benzopyran-2-one		C ₁₀ H ₆ O ₄	529-84-0	192.169	ye nd (dil al)	275				s H ₂ O, EtOH, HOAc
3735	5,8-Dihydroxy-1,4-naphthalenedione		C ₁₀ H ₆ O ₄	475-38-7	190.153	dk red mcl pr (bz) red-br nd (al)	232	sub			sl H ₂ O, EtOH, eth; s HOAc
3736	4,5-Dihydroxy-2,7-naphthalenedisulfonic acid	Chromotropic acid	C ₁₀ H ₆ O ₆ S ₂	148-25-4	320.296	nd or lf (w+2)					s H ₂ O, alk; i EtOH, eth
3737	5,6-Dihydroxynaphtho[2,3- <i>f</i>]quinoline-7,12-dione	Alizarin Blue	C ₁₇ H ₉ NO ₄	568-02-5	291.258	br-viol nd (bz)	269				vs bz, gl HOAc
3738	1,2-Dihydroxy-3-nitro-9,10-anthracenedione	Alizarin Orange	C ₁₄ H ₇ NO ₆	568-93-4	285.209	oran nd or pl (HOAc)	244 dec	sub			sl H ₂ O; s EtOH, bz, chl, sulf, HOAc
3739	9,10-Dihydroxyoctadecanedioic acid, (<i>R</i> *, <i>R</i> ')-(±)	Phloionic acid	C ₁₈ H ₃₄ O ₆	23843-52-9	346.459	cry (al)	126				
3740	9,10-Dihydroxyoctadecanoic acid	9,10-Dihydroxystearic acid	C ₁₈ H ₃₆ O ₄	120-87-6	316.477		90				i H ₂ O; sl EtOH, eth
3741	5,7-Dihydroxy-2-phenyl-4 <i>H</i> -1-benzopyran-4-one	Chrysin	C ₁₅ H ₁₀ O ₄	480-40-0	254.238	lf ye pr (MeOH)	285.5				i H ₂ O; s EtOH, ace; sl eth, bz, CS ₂
3742	1-(2,4-Dihydroxyphenyl)ethanone	Resacetophenone	C ₈ H ₆ O ₃	89-84-9	152.148	nd or lf	146		1.18 ¹⁴¹		i H ₂ O, chl; s EtOH, py; sl eth, bz
3743	(2,4-Dihydroxyphenyl) phenylmethanone	Benzoescorcinol	C ₁₃ H ₁₀ O ₃	131-56-6	214.216	nd (w)	144				i H ₂ O; s EtOH; vs eth; sl bz, chl
3744	3-(3,4-Dihydroxyphenyl)-2-propenoic acid	Caffeic acid	C ₉ H ₆ O ₄	331-39-5	180.158	ye pr, pl (w)	225 dec				vs EtOH
3745	Dihydroxyphenylstibine oxide	Benzenestibonic acid	C ₆ H ₄ O ₃ Sb	535-46-6	248.878	nd (HOAc)	139				
3746	17,21-Dihydroxypregna-1,4-diene-3,11,20-trione	Prednisone	C ₂₁ H ₂₆ O ₅	53-03-2	358.428		234 dec				
3747	17,21-Dihydroxypregna-4-ene-3,20-dione	11-Deoxy-17-hydrocorticosterone	C ₂₁ H ₃₀ O ₄	152-58-9	346.461		215				vs ace, EtOH, chl
3748	17,21-Dihydroxypregna-4-ene-3,11,20-trione	Cortisone	C ₂₁ H ₂₈ O ₅	53-06-5	360.444		222				sl H ₂ O, eth, bz, chl; s EtOH, ace
3749	2,3-Dihydroxypropanal, (±)		C ₃ H ₆ O ₃	56-82-6	90.078	nd or pr (40% MeOH)	145	145 ^{0,8}	1.453 ¹⁸		s H ₂ O; sl EtOH, eth; i bz, peth, lig
3750	2,3-Dihydroxypropanoic acid, (<i>R</i>)	Glyceric acid	C ₃ H ₆ O ₄	6000-40-4	106.078	thick gum		dec			
3751	1,3-Dihydroxy-2-propanone	Dihydroxyacetone	C ₃ H ₆ O ₃	96-26-4	90.078		90				s H ₂ O, EtOH, eth, ace; i lig
3752	2,3-Dihydroxypropyl decanoate	Decanoic acid glycerol monoester	C ₁₃ H ₂₆ O ₄	2277-23-8	246.343	pr (peth)	53				
3753	2,3-Dihydroxypropyl octanoate	Octanoic acid glycerol monoester	C ₁₁ H ₂₂ O ₄	26402-26-6	218.291	cry (peth)	40				



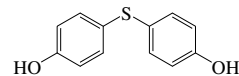
2,3-Dihydroxy-2-cyclopenten-1-one



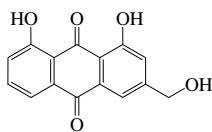
2,6-Dihydroxy-2,6-dimethyl-4-heptanone



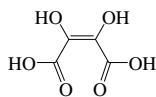
2,2'-Dihydroxydiphenylmethane



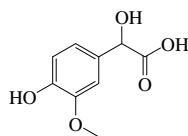
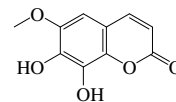
4,4'-Dihydroxydiphenyl sulfide



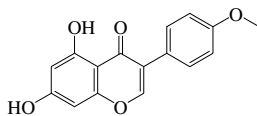
1,8-Dihydroxy-3-(hydroxymethyl)-9,10-anthracenedione



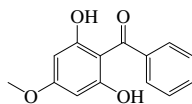
2,3-Dihydroxymaleic acid

 α ,4-Dihydroxy-3-methoxybenzeneacetic acid

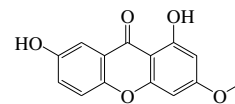
7,8-Dihydroxy-6-methoxy-2H-1-benzopyran-2-one



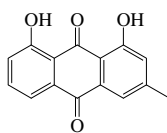
5,7-Dihydroxy-3-(4-methoxyphenyl)-4H-1-benzopyran-4-one



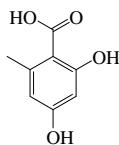
(2,6-Dihydroxy-4-methoxyphenyl)phenylmethanone



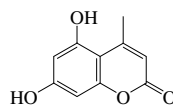
1,7-Dihydroxy-3-methoxy-9H-xanthen-9-one



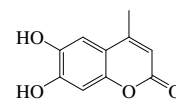
1,8-Dihydroxy-3-methyl-9,10-anthracenedione



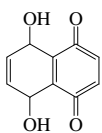
2,4-Dihydroxy-6-methylbenzoic acid



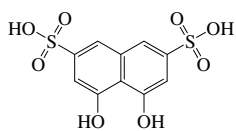
5,7-Dihydroxy-4-methyl-2H-1-benzopyran-2-one



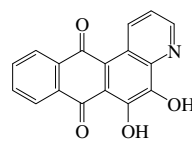
6,7-Dihydroxy-4-methyl-2H-1-benzopyran-2-one



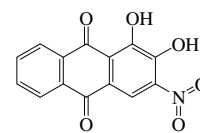
5,8-Dihydroxy-1,4-naphthalenedione



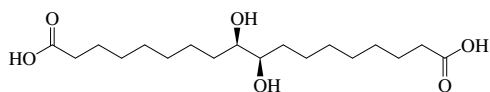
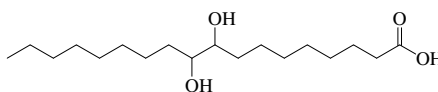
4,5-Dihydroxy-2,7-naphthalenedisulfonic acid



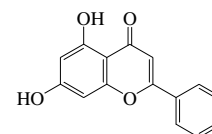
5,6-Dihydroxynaphtho[2,3-f]quinoline-7,12-dione



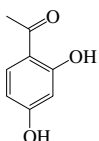
1,2-Dihydroxy-3-nitro-9,10-anthracenedione

9,10-Dihydroxyoctadecanedioic acid, (*R*^{*}, *R*^{*})-(±)

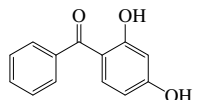
9,10-Dihydroxyoctadecanoic acid



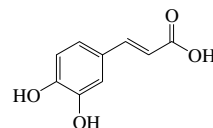
5,7-Dihydroxy-2-phenyl-4H-1-benzopyran-4-one



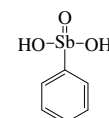
1-(2,4-Dihydroxyphenyl)ethanone



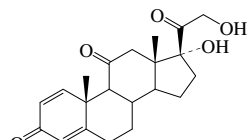
(2,4-Dihydroxyphenyl)phenylmethanone



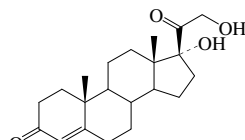
3-(3,4-Dihydroxyphenyl)-2-propenoic acid



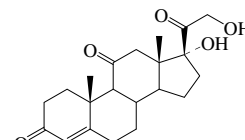
Dihydroxyphenylstibine oxide



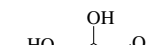
17,21-Dihydroxypregna-1,4-diene-3,11,20-trione



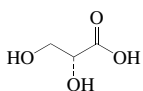
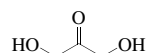
17,21-Dihydroxypregn-4-ene-3,20-dione



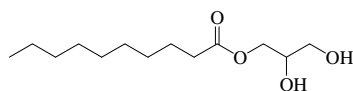
17,21-Dihydroxypregn-4-ene-3,11,20-trione



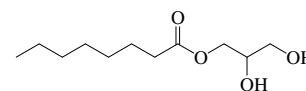
2,3-Dihydroxypropanal, (±)

2,3-Dihydroxypropanoic acid, (*R*)

1,3-Dihydroxy-2-propanone

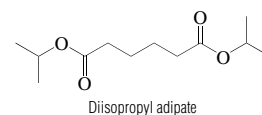
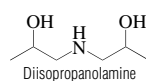
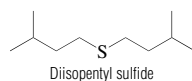
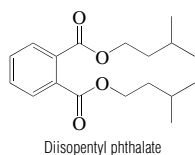
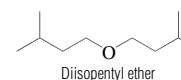
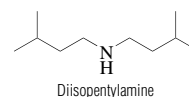
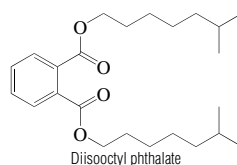
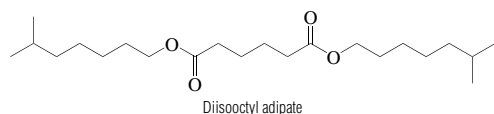
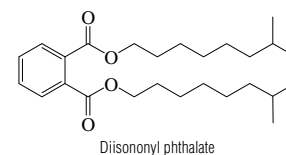
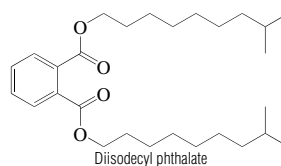
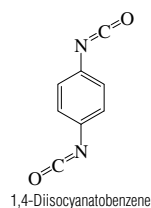
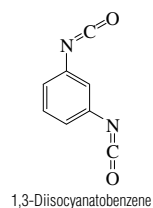
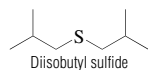
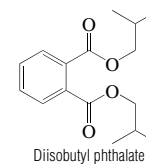
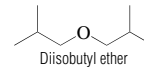
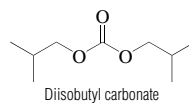
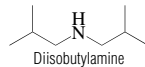
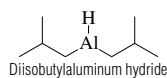
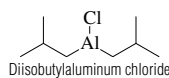
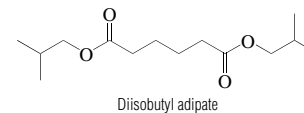
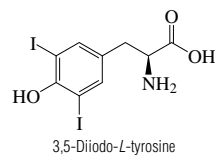
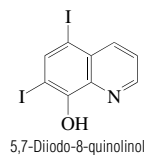
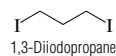
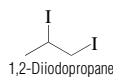
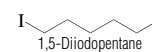
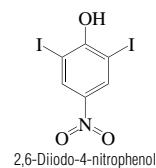
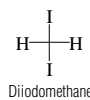
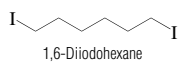
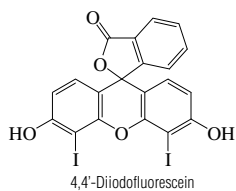
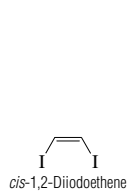
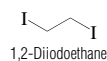
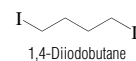
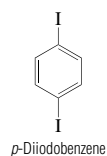
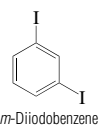
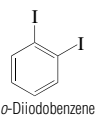
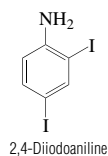
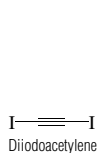
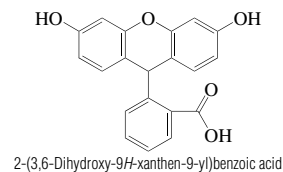
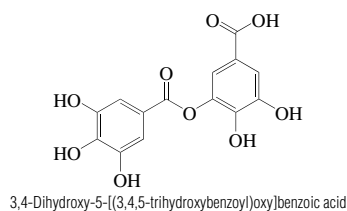
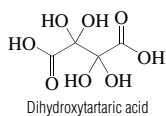
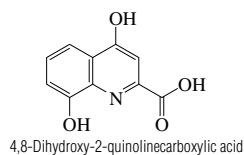


2,3-Dihydroxypropyl decanoate

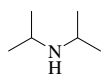


2,3-Dihydroxypropyl octanoate

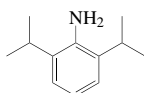
No.	Name	Synonym	Mol. Form.	CAS RN	Mol. Wt.	Physical Form	mp/°C	bp/°C	den/ g cm ⁻³	n _D	Solubility
3754	4,8-Dihydroxy-2-quinolinecarboxylic acid	Xanthurenic acid	C ₁₀ H ₇ NO ₄	59-00-7	205.168	ye micry cry (w)	289				i H ₂ O; s EtOH, dil HCl; sl eth, bz
3755	Dihydroxytartaric acid		C ₄ H ₆ O ₈	76-30-2	182.086		114.5				
3756	3,4-Dihydroxy-5-[(3,4,5-trihydroxybenzoyl)oxy]benzoic acid	Digallic acid	C ₁₄ H ₁₀ O ₉	536-08-3	322.224	nf (dil al + 1w)	269 dec				vs ace, EtOH
3757	2-(3,6-Dihydroxy-9H-xanthen-9-yl)benzoic acid	Fluorescein	C ₂₀ H ₁₄ O ₅	518-44-5	334.322	col or ye nd (eth), pl (bz)	126				i H ₂ O; s EtOH, eth, ace, bz, HOAc
3758	Diiodoacetylene		C ₂ I ₂	624-74-8	277.830	orth nd (lig)	81.5	exp			vs ace, bz, eth, EtOH
3759	2,4-Diiodoaniline		C ₆ H ₃ I ₂ N	533-70-0	344.920	br nd or orth cry (al)	95.5		2.748 ²⁵		vs ace, bz, eth, EtOH
3760	<i>o</i> -Diiodobenzene	1,2-Diiodobenzene	C ₆ H ₄ I ₂	615-42-9	329.905	pl or pr (lig)	27	287; 100 ³	2.54 ²⁰	1.7179 ²⁰	i H ₂ O; sl EtOH
3761	<i>m</i> -Diiodobenzene	1,3-Diiodobenzene	C ₆ H ₄ I ₂	626-00-6	329.905	orth pl or pr (eth-al)	40.4	285	2.47 ²⁵		i H ₂ O; vs eth, EtOH, chl
3762	<i>p</i> -Diiodobenzene	1,4-Diiodobenzene	C ₆ H ₄ I ₂	624-38-4	329.905	orth lf (al)	131.5	285			i H ₂ O; s EtOH; vs eth; sl chl
3763	1,4-Diiodobutane		C ₄ H ₈ I ₂	628-21-7	309.916		5.8	125 ¹⁵ dec	2.3494 ²⁵	1.6184 ²⁵	i H ₂ O; sl ctc; s os
3764	1,2-Diiodoethane		C ₂ H ₄ I ₂	624-73-7	281.862	ye mcl pr or orth (eth)	83	200	3.325 ²⁰	1.871 ²⁰	sl H ₂ O; s EtOH, eth, ace, chl
3765	<i>cis</i> -1,2-Diiodoethene	<i>cis</i> -1,2-Diiodoethylene	C ₂ H ₂ I ₂	590-26-1	279.846		-14	72.5 ¹⁶	3.0625 ²⁰		i H ₂ O; s eth, chl
3766	4,4'-Diiodofluorescein		C ₂₀ H ₁₀ I ₂ O ₅	38577-97-8	584.099	oran-red pow					sl H ₂ O; s alk, EtOH
3767	1,6-Diiodohexane	Hexamethylene diiodide	C ₆ H ₁₂ I ₂	629-09-4	337.968	nd	9.5	163 ¹⁷ , 141 ¹⁰	2.0342 ²⁵	1.5837 ²⁵	i H ₂ O; vs EtOH, eth
3768	Diiodomethane	Methylene iodide	CH ₂ I ₂	75-11-6	267.836	ye nd or lf	6.1	182	3.3211 ²⁰	1.7411 ²⁰	sl H ₂ O, ctc; s EtOH, eth, bz, chl
3769	2,6-Diiodo-4-nitrophenol	Disophenol	C ₆ H ₃ I ₂ NO ₃	305-85-1	390.902	lt ye cry (gl HOAc)	157				vs EtOH
3770	1,5-Diiodopentane	Pentamethylene diiodide	C ₅ H ₁₀ I ₂	628-77-3	323.942		9	149 ²⁰ , 101 ³	2.1692 ²⁵	1.5987 ²⁵	i H ₂ O; s eth, chl
3771	1,2-Diiodopropane		C ₃ H ₆ I ₂	598-29-8	295.889				2.490 ¹⁸		vs eth, EtOH
3772	1,3-Diiodopropane	Trimethylene diiodide	C ₃ H ₆ I ₂	627-31-6	295.889		-20	dec 227; 110 ¹⁹	2.5612 ²⁵	1.6391 ²⁵	i H ₂ O; s eth, ctc, chl
3773	5,7-Diiodo-8-quinolinol	Iodoquinol	C ₉ H ₅ I ₂ NO	83-73-8	396.951	ye nd (HOAc, xyl)	210				sl H ₂ O, bz, chl, eth; vs EtOH; s alk
3774	3,5-Diiodo- <i>L</i> -tyrosine		C ₉ H ₉ I ₂ NO ₃	300-39-0	432.981	ye nd (w, 70% al)	213				sl H ₂ O; i EtOH, eth, bz
3775	Diisobutyl adipate		C ₁₄ H ₂₆ O ₄	141-04-8	258.354			293; 187 ¹⁵	0.9543 ¹⁹	1.4301 ²⁰	
3776	Diisobutylaluminum chloride		C ₈ H ₁₆ AlCl	1779-25-5	176.664	hyg col liq	-40	152 ¹⁰	0.905	1.4506 ²⁰	s eth, hx
3777	Diisobutylaluminum hydride		C ₈ H ₁₆ Al	1191-15-7	142.219	liq		140 ⁴ , 85 ^{0.5}			s cyhex, eth, bz, tol
3778	Diisobutylamine	2-Methyl- <i>N</i> -(2-methylpropyl)-1-propanamine	C ₈ H ₁₉ N	110-96-3	129.244	liq	-73.5	139.6		1.4090 ²⁰	sl H ₂ O, ctc; s EtOH, eth, ace, bz
3779	Diisobutyl carbonate		C ₉ H ₁₈ O ₃	539-92-4	174.237			190	0.9138 ²⁰	1.4072 ²⁰	i H ₂ O; msc EtOH, eth
3780	Diisobutyl ether	1,1'-Oxybis[2-methylpropane]	C ₈ H ₁₈ O	628-55-7	130.228			122.6	0.761 ¹⁵		i H ₂ O; msc EtOH, eth
3781	Diisobutyl phthalate		C ₁₆ H ₂₂ O ₄	84-69-5	278.344			296.5; 159 ⁴	1.0490 ¹⁵		s ctc
3782	Diisobutyl sulfide		C ₈ H ₁₈ S	592-65-4	146.294	liq	-105.5	171	0.8363 ¹⁰		
3783	1,3-Diisocyanatobenzene		C ₈ H ₄ N ₂ O ₂	123-61-5	160.130	cry	51	103 ⁸			
3784	1,4-Diisocyanatobenzene		C ₈ H ₄ N ₂ O ₂	104-49-4	160.130	cry	95	117 ¹⁴			
3785	Diisodecyl phthalate	Bis(8-methylnonyl)phthalate	C ₂₈ H ₄₆ O ₄	26761-40-0	446.663	liq	-50	253 ⁴	0.966 ²⁰		i H ₂ O; s os
3786	Diisononyl phthalate	Bis(7-methyloctyl)phthalate	C ₂₆ H ₄₂ O ₄	28553-12-0	418.609	col liq					i H ₂ O; s ace, MeOH; bz, eth
3787	Diisoctyl adipate		C ₂₂ H ₄₂ O ₄	1330-86-5	370.566			210 ⁴			
3788	Diisoctyl phthalate		C ₂₄ H ₃₈ O ₄	27554-26-3	390.557			370			
3789	Diisopentylamine	3-Methyl- <i>N</i> -isopentyl-1-butanamine	C ₁₀ H ₂₃ N	544-00-3	157.297	liq	-44	188	0.7672 ²¹	1.4235 ²⁰	i H ₂ O; s EtOH; msc eth
3790	Diisopentyl ether	Diisoamyl ether	C ₁₀ H ₂₂ O	544-01-4	158.281			172.5	0.7777 ²⁰	1.4085 ²⁰	i H ₂ O; vs ace, EtOH, chl
3791	Diisopentyl phthalate	Diisoamyl phthalate	C ₁₈ H ₂₆ O ₄	605-50-5	306.397			dec 334	1.0209 ¹⁶	1.4871 ²⁰	vs EtOH
3792	Diisopentyl sulfide		C ₁₀ H ₂₂ S	544-02-5	174.347	liq	-74.6	211	0.8323 ²⁰	1.4520 ²⁰	i H ₂ O; msc EtOH; vs eth
3793	Diisopropanolamine	1,1'-Iminobis-2-propanol	C ₆ H ₁₅ NO ₂	110-97-4	133.189	cry	44.5	250; 151 ²³	0.989 ²⁰		s H ₂ O, EtOH; sl eth
3794	Diisopropyl adipate		C ₁₂ H ₂₂ O ₄	6938-94-9	230.301		-0.6	120 ^{6.5}	0.9569 ²⁰	1.4247 ²⁰	vs ace, eth, EtOH



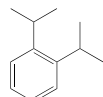
No.	Name	Synonym	Mol. Form.	CAS RN	Mol. Wt.	Physical Form	mp/°C	bp/°C	den/ g cm ⁻³	n _D	Solubility
3795	Diisopropylamine	<i>N</i> -Isopropyl-2-propanamine	C ₆ H ₁₅ N	108-18-9	101.190	liq	-61	83.9	0.7153 ²⁰	1.3924 ²⁰	vs ace, bz, eth, EtOH
3796	2,6-Diisopropylaniline		C ₁₂ H ₁₉ N	24544-04-5	177.286	liq	-45	257	0.94 ²⁵	1.5332 ²⁰	
3797	1,2-Diisopropylbenzene		C ₁₂ H ₁₈	577-55-9	162.271	liq	-57	204	0.8701 ²⁰	1.4960 ²⁰	i H ₂ O; msc EtOH, eth, ace, bz, ctc
3798	1,3-Diisopropylbenzene		C ₁₂ H ₁₈	99-62-7	162.271	liq	-63.1	203.2	0.8559 ²⁰	1.4883 ²⁰	i H ₂ O; msc EtOH, eth, ace, bz, ctc
3799	1,4-Diisopropylbenzene		C ₁₂ H ₁₈	100-18-5	162.271	liq	-17	210.3	0.8568 ²⁰	1.4898 ²⁰	i H ₂ O; msc EtOH, eth, ace, bz, ctc
3800	<i>p</i> -Diisopropylbenzene hydroperoxide		C ₁₂ H ₁₈ O ₂	98-49-7	194.270	waxy cry	30.1	123 ¹	0.9932 ²⁰		i H ₂ O
3801	<i>N,N</i> -Diisopropyl-2-benzothiazolesulfenamide		C ₁₃ H ₁₈ N ₂ S ₂	95-29-4	266.425		59.0				
3802	<i>N,N'</i> -Diisopropylcarbodiimide		C ₇ H ₁₄ N ₂	693-13-0	126.199			147	0.806 ²⁵	1.4320 ²⁰	
3803	Diisopropyl disulfide		C ₆ H ₁₄ S ₂	4253-89-8	150.305	liq	-69	177	0.9435 ²⁰	1.4916 ²⁰	
3804	<i>N,N</i> -Diisopropylethanolamine	<i>N,N</i> -Diisopropyl-2-aminoethanol	C ₈ H ₁₉ NO	96-80-0	145.243			190	0.826 ²⁵	1.4417 ²⁰	
3805	Diisopropyl ether	Isopropyl ether	C ₆ H ₁₄ O	108-20-3	102.174	liq	-85.4	68.4	0.7192 ²⁵	1.3658 ²⁵	sl H ₂ O; msc EtOH, eth; s ace, ctc
3806	Diisopropyl methylphosphonate		C ₇ H ₁₇ O ₃ P	1445-75-6	180.182			66 ³		1.4120 ¹⁸	
3807	2,6-Diisopropylphthalene		C ₁₆ H ₂₀	24157-81-1	212.330	cry (MeOH)	70				
3808	Diisopropyl oxalate		C ₈ H ₁₄ O ₄	615-81-6	174.195			190	1.002 ²⁰	1.4100 ²⁰	vs eth, EtOH
3809	Diisopropyl phosphonate		C ₆ H ₁₃ O ₃ P	1809-20-7	166.155			97 ⁴⁰ , 76 ¹⁰	0.9970 ¹⁸		
3810	<i>O,O</i> -Diisopropyl phosphorodithioate		C ₆ H ₁₅ O ₂ PS ₂	107-56-2	214.286	liq		71 ³	1.09 ²⁰		s EtOH, bz, ace, ctc, chl
3811	Diisopropyl phthalate	1,2-Benzenedicarboxylic acid, diisopropyl ester	C ₁₄ H ₁₈ O ₄	605-45-8	250.291			130 ¹²	1.0615 ¹⁵	1.4900 ²⁰	
3812	Diisopropyl sulfide		C ₆ H ₁₄ S	625-80-9	118.240	liq	-78.1	120.0	0.8142 ²⁰	1.4438 ²⁰	i H ₂ O; s EtOH, eth
3813	Diisopropyl tartrate, (±)		C ₁₀ H ₁₈ O ₆	58167-01-4	234.246		34	275; 154 ¹²	1.1166 ²⁰		vs ace, eth, EtOH
3814	Diisopropyl thioperoxydicarbonate	Diisopropyl dioxanthogen	C ₈ H ₁₄ O ₂ S ₄	105-65-7	270.456		52				s chl
3815	1,4-Diisothiocyanatobenzene	Bitoscanate	C ₈ H ₆ N ₂ S ₂	4044-65-9	192.261	nd (ace, HOAc)	132				
3816	Diketene		C ₄ H ₄ O ₂	674-82-8	84.074	liq	-6.5	126.1	1.0877 ²⁰	1.4379 ²⁰	
3817	Dilactic acid	2,2'-Oxybispropanoic acid	C ₆ H ₁₀ O ₅	19201-34-4	162.140	orth	112.5				vs H ₂ O, eth
3818	Dimetline		C ₂₀ H ₂₁ NO ₃	1165-48-6	323.386		109.5				s chl
3819	Dimetfox	Tetramethylphosphorodiamidic fluoride	C ₄ H ₁₂ FN ₂ OP	115-26-4	154.122	liq		86 ¹⁵	1.1151 ²⁰	1.4267 ²⁰	vs H ₂ O, bz, eth
3820	Dimemorfan	3,17-Dimethylmorphinan, (9α,13α,14α)-	C ₁₈ H ₂₅ N	36309-01-0	255.399	ye oil	92	133 ^{0.3}			
3821	2,3-Dimercaptobutanedioic acid		C ₄ H ₆ O ₄ S ₂	2418-14-6	182.219	wh cry (MeOH)	193				
3822	1,4-Dimercapto-2,3-butanediol		C ₄ H ₁₀ O ₂ S ₂	7634-42-6	154.251		42.5				s chl
3823	2,2'-Dimercaptodiethyl ether	2-Mercaptoethyl ether	C ₆ H ₁₀ OS ₂	2150-02-9	138.251	liq	-80	217; 64 ²	1.114 ²⁰		
3824	2,3-Dimercapto-1-propanol	Dimercaprol	C ₃ H ₈ OS ₂	59-52-9	124.225			83 ^{0.8}	1.2463 ²⁰	1.5749 ²⁰	s EtOH, eth, oils; sl chl
3825	Dimetan®		C ₁₁ H ₁₇ NO ₃	122-15-6	211.258	cry	46	175 ¹¹			s H ₂ O, cyhex; vs EtOH, eth, ace
3826	Dimethipin	2,3-Dihydro-5,6-dimethyl-1,4-dithiin, 1,1,4,4-tetraoxide	C ₈ H ₁₀ O ₄ S ₂	55290-64-7	210.271		165				
3827	Dimethirimol	5-Butyl-2-(dimethylamino)-6-methylpyrimidin-4(1 <i>H</i>)-one	C ₁₁ H ₁₉ N ₃ O	5221-53-4	209.288	nd	102				sl H ₂ O; vs chl, xyl; s EtOH, ace
3828	Dimethisoquin	2-[(3-Butyl-1-isoquinolinyloxy)- <i>N,N</i> -dimethylethylamine	C ₁₇ H ₂₄ N ₂ O	86-80-6	272.385		146	156 ³		1.5486 ²⁰	s H ₂ O, EtOH
3829	Dimethoxane	2,6-Dimethyl-1,3-dioxan-4-ol acetate	C ₈ H ₁₄ O ₄	828-00-2	174.195	liq		86 ¹⁰	1.0655 ²⁰	1.4310 ²⁰	msc H ₂ O; s os
3830	2',5'-Dimethoxyacetophenone		C ₁₀ H ₁₂ O ₃	1201-38-3	180.200	cry	21	156 ¹⁴	1.139	1.5441 ²⁰	
3831	1,2-Dimethoxy-4-allylbenzene		C ₁₁ H ₁₄ O ₂	93-15-2	178.228	liq	-2.0	254.7	1.0396 ²⁰	1.5340 ²⁰	i H ₂ O; s EtOH, eth
3832	4,7-Dimethoxy-5-allyl-1,3-benzodioxole	Apiole	C ₁₂ H ₁₄ O ₄	523-80-8	222.237	nd	29.5	294; 179 ³⁵	1.015 ²⁰	1.5360 ²⁰	vs ace, bz, EtOH, lig
3833	2,4-Dimethoxyaniline		C ₈ H ₁₁ NO ₂	2735-04-8	153.179	pl (liq)	33.5	262.0			sl H ₂ O, chl; s EtOH, eth, bz, lig
3834	2,5-Dimethoxyaniline		C ₈ H ₁₁ NO ₂	102-56-7	153.179		82.5	270			s H ₂ O, EtOH, chl, lig
3835	3,4-Dimethoxyaniline		C ₈ H ₁₁ NO ₂	6315-89-5	153.179	lf (eth)	87.5	159 ¹⁴			s eth, chl



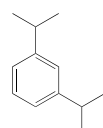
Diisopropylamine



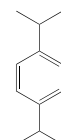
2,6-Diisopropylaniline



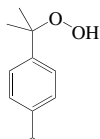
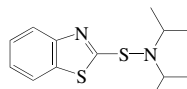
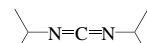
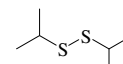
1,2-Diisopropylbenzene



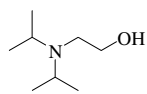
1,3-Diisopropylbenzene



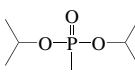
1,4-Diisopropylbenzene

*p*-Diisopropylbenzene hydroperoxide*N,N*-Diisopropyl-2-benzothiazolesulfenamide*N,N'*-Diisopropylcarbodiimide

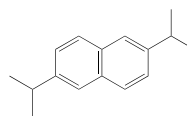
Diisopropyl disulfide

*N,N*-Diisopropylethanolamine

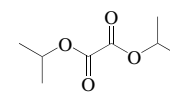
Diisopropyl ether



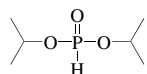
Diisopropyl methylphosphonate



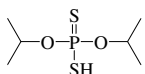
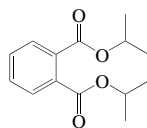
2,6-Diisopropynaphthalene



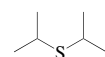
Diisopropyl oxalate



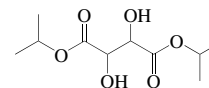
Diisopropyl phosphonate

*O,O*-Diisopropyl phosphorodithioate

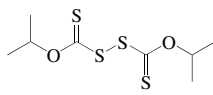
Diisopropyl phthalate



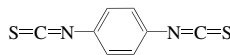
Diisopropyl sulfide



Diisopropyl tartrate, (+)



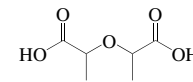
Diisopropyl thioperoxydicarbonate



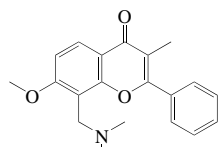
1,4-Diisothiocyanatobenzene



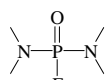
Diketene



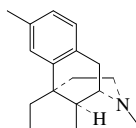
Dilactic acid



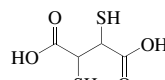
Dimetiline



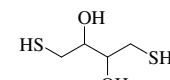
Dimetox



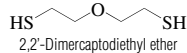
Dimormoran



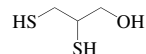
2,3-Dimercaptobutanedioic acid



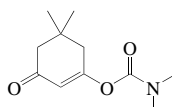
1,4-Dimercapto-2,3-butanediol



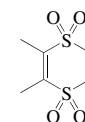
2,2'-Dimercaptodiethyl ether



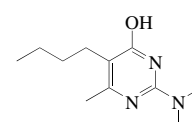
2,3-Dimercapto-1-propanol



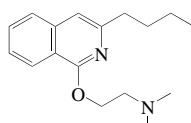
Dimetan®



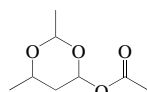
Dimethipin



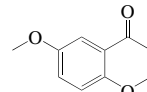
Dimethirimol



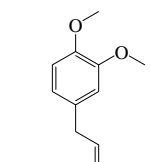
Dimethisoquin



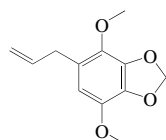
Dimethoxane



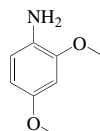
2',5'-Dimethoxyacetophenone



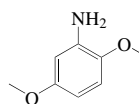
1,2-Dimethoxy-4-allylbenzene



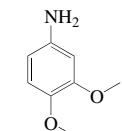
4,7-Dimethoxy-5-allyl-1,3-benzodioxole



2,4-Dimethoxyaniline

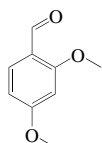


2,5-Dimethoxyaniline

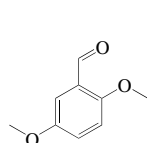


3,4-Dimethoxyaniline

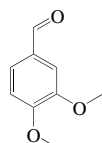
No.	Name	Synonym	Mol. Form.	CAS RN	Mol. Wt.	Physical Form	mp/°C	bp/°C	den/ g cm ⁻³	n _D	Solubility
3836	2,4-Dimethoxybenzaldehyde		C ₉ H ₁₀ O ₃	613-45-6	166.173	nd (al or lig)	72	290; 165 ¹⁰			i H ₂ O; s EtOH, eth, bz; sl chl
3837	2,5-Dimethoxybenzaldehyde		C ₉ H ₁₀ O ₃	93-02-7	166.173		52	270; 146 ¹⁰			sl H ₂ O; s EtOH, eth
3838	3,4-Dimethoxybenzaldehyde	Veratraldehyde	C ₉ H ₁₀ O ₃	120-14-9	166.173	nd (eth, lig, to)	43	281; 155 ¹⁰			sl H ₂ O, chl; vs EtOH, eth
3839	3,5-Dimethoxybenzaldehyde		C ₉ H ₁₀ O ₃	7311-34-4	166.173		46.3	151 ¹⁶			sl H ₂ O, peth; s EtOH, bz
3840	1,2-Dimethoxybenzene	Veratrole	C ₈ H ₁₀ O ₂	91-16-7	138.164		22.5	206	1.0810 ²⁵	1.5827 ²¹	sl H ₂ O; s EtOH, eth, ctc
3841	1,3-Dimethoxybenzene		C ₈ H ₁₀ O ₂	151-10-0	138.164	liq	-52	217.5	1.0521 ²⁵	1.5231 ²⁰	sl H ₂ O; s EtOH, eth, bz, ctc, sulf
3842	1,4-Dimethoxybenzene		C ₈ H ₁₀ O ₂	150-78-7	138.164	lf (w)	59	212.6	1.0375 ⁵⁵		sl H ₂ O; s EtOH, chl; vs eth, bz
3843	3,4-Dimethoxybenzeneacetic acid		C ₁₀ H ₁₂ O ₄	93-40-3	196.200	cry (bz-peth) nd (w+1)	98				s H ₂ O, chl; vs EtOH, eth
3844	3,4-Dimethoxybenzeneethanamine		C ₁₀ H ₁₂ NO ₂	120-20-7	181.232			164 ¹⁴		1.5464 ²⁰	s ctc
3845	3,4-Dimethoxybenzenemethanamine		C ₉ H ₁₁ NO ₂	5763-61-1	167.205			156 ¹² , 120 ³	1.143 ²⁵		s chl
3846	3,4-Dimethoxybenzenemethanol		C ₉ H ₁₂ O ₃	93-03-8	168.189	visc oil		298; 172 ¹²	1.178 ¹⁷	1.555 ¹⁷	s H ₂ O, EtOH
3847	3,3'-Dimethoxybenzidine	Dianisidine	C ₁₄ H ₁₆ N ₂ O ₂	119-90-4	244.289	lf or nd (w)	137				i H ₂ O; s EtOH, eth, ace, bz, chl
3848	3,3'-Dimethoxybenzidine-4,4'-diisocyanate		C ₁₆ H ₁₂ N ₂ O ₄	91-93-0	296.277	cry	112				
3849	2,4-Dimethoxybenzoic acid		C ₉ H ₁₀ O ₄	91-52-1	182.173			108.5			sl H ₂ O; s EtOH, eth, chl, HOAc
3850	2,6-Dimethoxybenzoic acid		C ₉ H ₁₀ O ₄	1466-76-8	182.173			186 dec			
3851	3,4-Dimethoxybenzoic acid	Veratric acid	C ₉ H ₁₀ O ₄	93-07-2	182.173	nd (w or HOAc) orth (sub)	181	sub			i H ₂ O; vs EtOH, eth; sl chl
3852	3,5-Dimethoxybenzoic acid		C ₉ H ₁₀ O ₄	1132-21-4	182.173	nd (w), pr (al)	185.5	sub			vs eth, EtOH
3853	4,4'-Dimethoxybenzoin	<i>p</i> -Anisoin	C ₁₆ H ₁₆ O ₄	119-52-8	272.296	pr (dil al)	114.0				sl H ₂ O, chl, EtOH, eth; s ace
3854	5,7-Dimethoxy-2 <i>H</i> -1-benzopyran-2-one	Limettin	C ₁₁ H ₁₀ O ₄	487-06-9	206.195	pr or nd (al)	149	dec 200			sl H ₂ O; vs EtOH, ace, chl; i eth, lig
3855	4,4'-Dimethoxy-1,1'-biphenyl		C ₁₄ H ₁₄ O ₂	2132-80-1	214.260	lf (bz)	175	sub			i H ₂ O, peth; vs EtOH, bz, chl; sl eth
3856	Dimethoxyborane		C ₂ H ₂ BO ₂	4542-61-4	73.887	vol liq or gas	-130.6	25.9			dec H ₂ O
3857	4,4-Dimethoxy-2-butanone		C ₈ H ₁₂ O ₃	5436-21-5	132.157			50 ⁵			s ctc
3858	2,6-Dimethoxy-2,5-cyclohexadiene-1,4-dione	2,6-Dimethoxy- <i>p</i> -quinone	C ₈ H ₈ O ₄	530-55-2	168.148	ye mcl pr (HOAc)	256	sub			sl H ₂ O, EtOH, eth; s tfa; vs alk, HOAc
3859	Dimethoxydimethylsilane		C ₄ H ₁₂ O ₂ Si	1112-39-6	120.223			82	0.8646 ²⁰	1.3708 ²⁰	dec H ₂ O
3860	Dimethoxydiphenylsilane		C ₁₄ H ₁₆ O ₂ Si	6843-66-9	244.362			286; 161 ¹⁵	1.0771 ²⁰	1.5447 ²⁰	
3861	1,1-Dimethoxydodecane	Lauraldehyde, dimethyl acetal	C ₁₄ H ₃₀ O ₂	14620-52-1	230.387			133 ⁵		1.4310 ²⁵	vs eth, EtOH
3862	2,2-Dimethoxyethanamine		C ₃ H ₁₁ NO ₂	22483-09-6	105.136		-78	137 ⁹⁵	0.966 ²⁵	1.4170 ²⁰	
3863	1,2-Dimethoxyethane	Ethylene glycol dimethyl ether	C ₄ H ₁₀ O ₂	110-71-4	90.121	liq	-69.20	84.50	0.8637 ²⁵	1.3770 ²⁵	s H ₂ O, EtOH, eth, ace, bz, chl, ctc
3864	(2,2-Dimethoxyethyl)benzene		C ₁₀ H ₁₄ O ₂	101-48-4	166.217			193.5			
3865	4,8-Dimethoxyfuro[2,3- <i>b</i>]quinoline	Fagarine	C ₁₃ H ₁₁ NO ₃	524-15-2	229.231	pr (al)	142				sl H ₂ O, peth; s EtOH, eth, bz, chl
3866	1,1-Dimethoxyhexadecane	Palmitaldehyde, dimethyl acetal	C ₁₈ H ₃₈ O ₂	2791-29-9	286.494		10	144 ²	0.8542 ²⁰	1.4382 ²⁵	vs ace, eth, EtOH
3867	2,4-Dimethoxy-6-hydroxyacetophenone	Xanthoxylin	C ₁₀ H ₁₂ O ₄	90-24-4	196.200	cry (al)	82	185 ²⁰			vs eth, EtOH
3868	5,6-Dimethoxy-1-indanone		C ₁₁ H ₁₂ O ₃	2107-69-9	192.211			119.5			sl ctc
3869	6,7-Dimethoxy-1(3 <i>H</i>)-isobenzofuranone	Meconin	C ₁₀ H ₁₀ O ₄	569-31-3	194.184	wh nd (w)	102.5				sl H ₂ O; s EtOH, eth, ace, bz, HOAc, chl
3870	Dimethoxymethane	Methylal	C ₃ H ₈ O ₂	109-87-5	76.095	liq	-105.1	42	0.8593 ²⁰	1.3513 ²⁰	s H ₂ O; vs ace, bz, eth, EtOH
3871	1,2-Dimethoxy-4-methylbenzene		C ₉ H ₁₂ O ₂	494-99-5	152.190	pr (eth)	24	220	1.0509 ²⁵	1.5257 ²⁵	i H ₂ O; sl ctc; vs os
3872	1,3-Dimethoxy-5-methylbenzene		C ₉ H ₁₂ O ₂	4179-19-5	152.190			244	1.0478 ¹⁵	1.5234 ²⁰	vs bz, eth, EtOH
3873	1,4-Dimethoxy-2-methylbenzene		C ₉ H ₁₂ O ₂	24599-58-4	152.190		21	214.0			
3874	<i>N</i> -(Dimethoxymethyl)dimethylamine	Dimethylformamide dimethyl acetal	C ₅ H ₁₃ NO ₂	4637-24-5	119.163			104	0.897 ²⁵	1.3972 ²⁰	



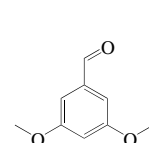
2,4-Dimethoxybenzaldehyde



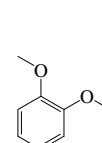
2,5-Dimethoxybenzaldehyde



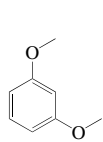
3,4-Dimethoxybenzaldehyde



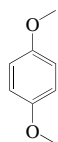
3,5-Dimethoxybenzaldehyde



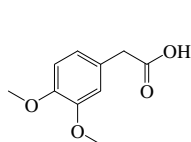
1,2-Dimethoxybenzene



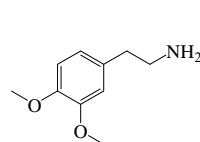
1,3-Dimethoxybenzene



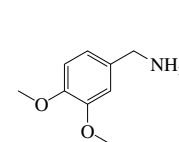
1,4-Dimethoxybenzene



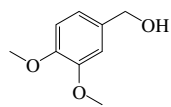
3,4-Dimethoxybenzeneacetic acid



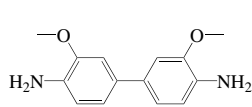
3,4-Dimethoxybenzeneethanamine



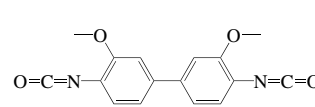
3,4-Dimethoxybenzenemethanamine



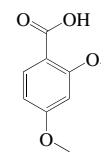
3,4-Dimethoxybenzenemethanol



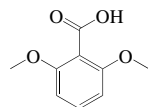
3,3'-Dimethoxybiphenyl



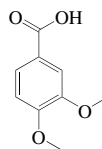
3,3'-Dimethoxybiphenyl-4,4'-diisocyanate



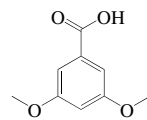
2,4-Dimethoxybenzoic acid



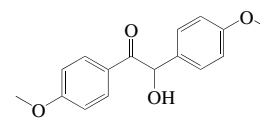
2,6-Dimethoxybenzoic acid



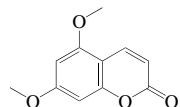
3,4-Dimethoxybenzoic acid



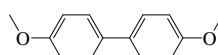
3,5-Dimethoxybenzoic acid



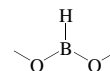
4,4'-Dimethoxybenzoin



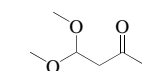
5,7-Dimethoxy-2H-1-benzopyran-2-one



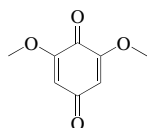
4,4'-Dimethoxy-1,1'-biphenyl



Dimethoxyborane



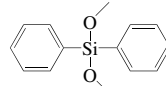
4,4-Dimethoxy-2-butanone



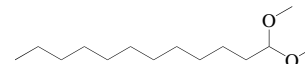
2,6-Dimethoxy-2,5-cyclohexadiene-1,4-dione



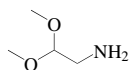
Dimethoxydimethylsilane




Dimethoxydiphenylsilane



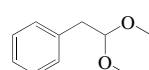
1,1-Dimethoxydodecane



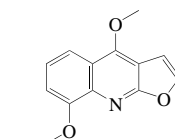
2,2-Dimethoxyethanamine



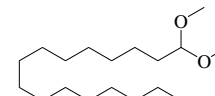
1,2-Dimethoxyethane



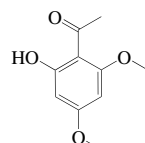
(2,2-Dimethoxyethyl)benzene



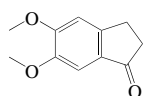
4,8-Dimethoxyfuro[2,3-b]quinoline



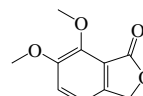
1,1-Dimethoxyhexadecane



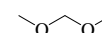
2,4-Dimethoxy-6-hydroxyacetophenone



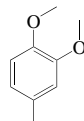
5,6-Dimethoxy-1-indanone



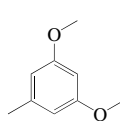
6,7-Dimethoxy-1(3H)-isobenzofuranone



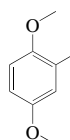
Dimethoxymethane



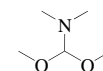
1,2-Dimethoxy-4-methylbenzene



1,3-Dimethoxy-5-methylbenzene

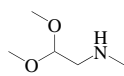


1,4-Dimethoxy-2-methylbenzene

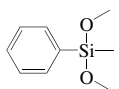


N-(Dimethoxymethyl)dimethylamine

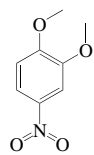
No.	Name	Synonym	Mol. Form.	CAS RN	Mol. Wt.	Physical Form	mp/°C	bp/°C	den/ g cm ⁻³	n _D	Solubility
3875	2,2-Dimethoxy- <i>N</i> -methylethanamine		C ₈ H ₁₃ NO ₂	122-07-6	119.163			140	0.928 ²⁵	1.4115 ²⁰	
3876	Dimethoxymethylphenylsilane		C ₉ H ₁₄ O ₂ Si	3027-21-2	182.292			129 ⁷⁹		1.4795 ²⁰	
3877	1,2-Dimethoxy-4-nitrobenzene		C ₈ H ₉ NO ₄	709-09-1	183.162	ye nd (al-w)	98	230 ¹⁵	1.1888 ¹³³		i H ₂ O; vs EtOH, eth; s chl; sl lig
3878	1,4-Dimethoxy-2-nitrobenzene		C ₈ H ₉ NO ₄	89-39-4	183.162	gold-ye nd (dil al)	72.5		1.1666 ¹³²		i H ₂ O; s EtOH, bz, chl, sulf
3879	2,6-Dimethoxyphenol		C ₈ H ₁₀ O ₃	91-10-1	154.163	mcl pr (w)	56.5	261			vs eth, EtOH
3880	3,5-Dimethoxyphenol		C ₈ H ₁₀ O ₃	500-99-2	154.163		37	199 ³⁵ , 170 ¹⁰			s eth, bz; sl lig
3881	1-(3,4-Dimethoxyphenyl)ethanone		C ₁₀ H ₁₂ O ₃	1131-62-0	180.200	pr (dil al)	51	287			vs H ₂ O, bz, EtOH, chl
3882	1,1-Dimethoxypropane		C ₅ H ₁₂ O ₂	4744-10-9	104.148			86	0.8648 ²⁰		
3883	2,2-Dimethoxypropane		C ₅ H ₁₂ O ₂	77-76-9	104.148	liq	-47	83	0.847 ²⁵	1.3780 ²⁰	
3884	3,3-Dimethoxy-1-propene		C ₅ H ₁₀ O ₂	6044-68-4	102.132			88	0.862 ²⁵	1.3954 ²⁰	
3885	1,2-Dimethoxy-4-(1-propenyl)benzene		C ₁₁ H ₁₄ O ₂	93-16-3	178.228		18	270.5	1.0521 ²⁰	1.5616 ²⁰	
3886	4,5-Dimethoxy-6-(2-propenyl)-1,3-benzodioxole	Apiole (Dill)	C ₁₂ H ₁₄ O ₄	484-31-1	222.237	oil	29.5	285	1.1598 ¹⁵	1.5305 ¹⁷	
3887	1,2-Dimethoxy-4-vinylbenzene		C ₁₀ H ₁₂ O ₂	6380-23-0	164.201					1.5711 ²⁰	s chl
3888	Dimethylacetal		C ₄ H ₁₀ O ₂	534-15-6	90.121	liq	-113.2	64.5	0.8501 ²⁰	1.3668 ²⁰	s H ₂ O, EtOH, eth, ctc, chl; vs ace
3889	<i>N,N</i> -Dimethylacetamide	<i>N,N</i> -Dimethylethanamide	C ₄ H ₉ NO	127-19-5	87.120	liq	-18.59	165	0.9372 ²⁵	1.4341 ²⁵	msc H ₂ O, EtOH, eth, ace, bz, chl
3890	2,7-Dimethyl-3,6-acridinediamine monohydrochloride	Acridine Yellow	C ₁₅ H ₁₆ ClN ₃	135-49-9	273.761	red cry pow					s hot H ₂ O, EtOH
3891	Dimethyl adipate		C ₈ H ₁₄ O ₄	627-93-0	174.195	cry	10.3	115 ¹³	1.0600 ²⁰	1.4283 ²⁰	i H ₂ O; s EtOH, eth, ctc, HOAc
3892	3,3-Dimethylallyl diphosphate	3-Methyl-2-butenyl pyrophosphate	C ₈ H ₁₂ O ₇ P ₂	358-72-5	246.092	cry (MeOH)					
3893	Dimethylamine	<i>N</i> -Methylmethanamine	C ₂ H ₇ N	124-40-3	45.084	col gas	-92.18	6.88	0.6804 ⁰	1.3501 ¹⁷	vs H ₂ O; s EtOH, eth
3894	Dimethylamine hydrochloride	<i>N</i> -Methylmethanamine hydrochloride	C ₂ H ₈ ClN	506-59-2	81.545	orth nd (al)	171				vs H ₂ O, EtOH, chl
3895	(Dimethylamino)acetonitrile		C ₄ H ₈ N ₂	926-64-7	84.120			137.5	0.8649 ²⁰	1.4095 ²⁰	vs H ₂ O, EtOH
3896	4-(Dimethylamino)acetophenone	4-Acetyl- <i>N,N</i> -dimethylaniline	C ₁₀ H ₁₃ NO	2124-31-4	163.216	nd (w, peth)	105.5				vs H ₂ O, eth, lig; sl chl
3897	10-[(Dimethylamino)acetyl]-10 <i>H</i> -phenothiazine	Ahistan	C ₁₆ H ₁₆ N ₂ OS	518-61-6	284.375	cry	144.5				
3898	<i>p</i> -(Dimethylamino)azobenzene		C ₁₄ H ₁₅ N ₃	60-11-7	225.289	ye lf (al)	117	dec			i H ₂ O; vs EtOH, py; s eth; sl chl, lig
3899	2',3'-Dimethyl-4-aminoazobenzene	4- <i>o</i> -Tolylazo- <i>o</i> -toluidine	C ₁₄ H ₁₅ N ₃	97-56-3	225.289	ye lf (al)	102				vs eth, EtOH
3900	4-(Dimethylamino)benzaldehyde	Ehrlich's reagent	C ₉ H ₁₁ NO	100-10-7	149.189	lf (w)	74.5	176 ¹⁷	1.0254 ¹⁰⁰		sl H ₂ O, chl; s EtOH, eth, ace, bz
3901	<i>p</i> -(Dimethylamino)benzalrhodanine		C ₁₂ H ₁₂ N ₂ OS ₂	536-17-4	264.365	dp red nd (xyl)	270 dec				i H ₂ O; sl EtOH, bz; vs eth, ctc; s ace
3902	2-(Dimethylamino)benzoic acid		C ₉ H ₁₁ NO ₂	610-16-2	165.189	pr, nd (eth)	72	sub			vs H ₂ O, eth, EtOH
3903	3-(Dimethylamino)benzoic acid		C ₉ H ₁₁ NO ₂	99-64-9	165.189	nd (w)	152.5				sl H ₂ O, chl; s EtOH, eth
3904	4-(Dimethylamino)benzoic acid		C ₉ H ₁₁ NO ₂	619-84-1	165.189	nd (al)	242.5				s EtOH; sl eth
3905	4,4'-Dimethylaminobenzophenonimide	Brilliant Oil Yellow	C ₁₇ H ₂₁ N ₃	492-80-8	267.369	ye or col pl (al)	136				i H ₂ O; s EtOH; sl eth
3906	(Dimethylamino)dimethylborane		C ₄ H ₁₂ BN	1113-30-0	84.956	liq	-92	65			vs eth, ace
3907	6-(Dimethylamino)-4,4-diphenyl-3-heptanone		C ₂₁ H ₂₇ NO	76-99-3	309.445			99.5			vs EtOH
3908	6-(Dimethylamino)-4,4-diphenyl-3-hexanone	Normethadone	C ₂₀ H ₂₆ NO	467-85-6	295.419	oily liq		165 ³			
3909	2-(Dimethylamino)ethyl acrylate		C ₇ H ₁₃ NO ₂	2439-35-2	143.184		<-60	95 ³⁰	0.938 ²⁰		
3910	3-[2-(Dimethylamino)ethyl]-1 <i>H</i> -indol-5-ol	Bufotenine	C ₁₂ H ₁₆ N ₂ O	487-93-4	204.267	pr (EtOAc)	146.5	320 ^{0,1}			vs eth, EtOH
3911	2-(Dimethylamino)ethyl methacrylate		C ₈ H ₁₅ NO ₂	2867-47-2	157.211			63 ⁹			
3912	4-[2-(Dimethylamino)ethyl]phenol	Hordeanine	C ₁₀ H ₁₅ NO	539-15-1	165.232	orth pr (al), nd (w)	117.5	173 ¹¹			vs eth, EtOH, chl
3913	<i>N</i> -(2-(Dimethylamino)ethyl)- <i>N,N,N'</i> -trimethyl-1,2-ethanediamine		C ₉ H ₂₃ N ₃	3030-47-5	173.299			84 ¹²		1.4413 ²⁵	
3914	5-(Dimethylamino)-1-naphthalenesulfonyl chloride	Dansyl chloride	C ₁₂ H ₁₂ ClNO ₂ S	605-65-2	269.747		70				



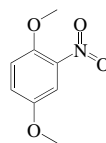
2,2-Dimethoxy-N-methylethanamine



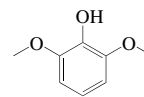
Dimethoxymethylphenylsilane



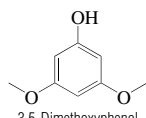
1,2-Dimethoxy-4-nitrobenzene



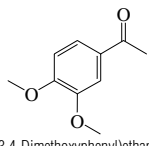
1,4-Dimethoxy-2-nitrobenzene



2,6-Dimethoxyphenol



3,5-Dimethoxyphenol



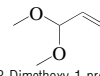
1-(3,4-Dimethoxyphenyl)ethanone



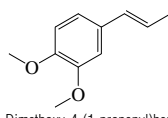
1,1-Dimethoxypropane



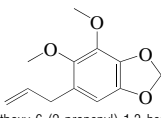
2,2-Dimethoxypropane



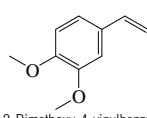
3,3-Dimethoxy-1-propene



1,2-Dimethoxy-4-(1-propenyl)benzene



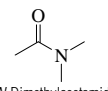
4,5-Dimethoxy-6-(2-propenyl)-1,3-benzodioxole



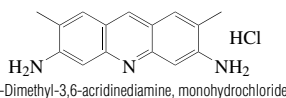
1,2-Dimethoxy-4-vinylbenzene



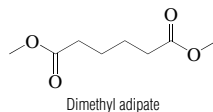
Dimethylacetal



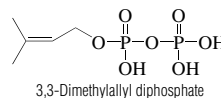
N,N-Dimethylacetamide



2,7-Dimethyl-3,6-acridinediamine, monohydrochloride



Dimethyl adipate



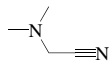
3,3-Dimethylallyl diphosphate



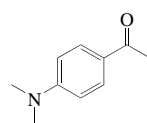
Dimethylamine



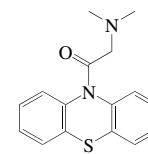
Dimethylamine hydrochloride



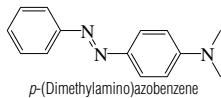
(Dimethylamino)acetonitrile



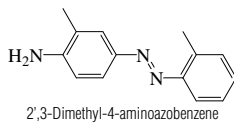
4-(Dimethylamino)acetophenone



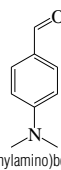
10-[(Dimethylamino)acetyl]-10H-phenothiazine



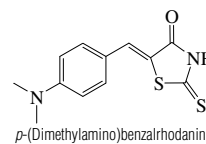
p-(Dimethylamino)azobenzene



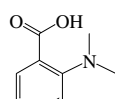
2',3-Dimethyl-4-aminoazobenzene



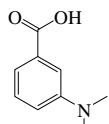
4-(Dimethylamino)benzaldehyde



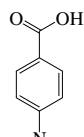
p-(Dimethylamino)benzalrhodanine



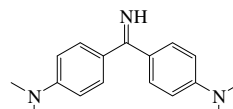
2-(Dimethylamino)benzoic acid



3-(Dimethylamino)benzoic acid



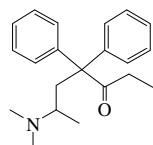
4-(Dimethylamino)benzoic acid



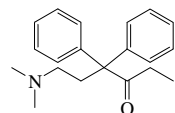
4,4'-Dimethylaminobenzophenonimide



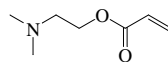
(Dimethylamino)dimethylborane



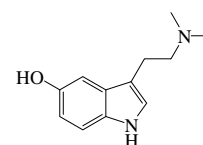
6-(Dimethylamino)-4,4-diphenyl-3-heptanone



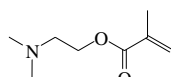
6-(Dimethylamino)-4,4-diphenyl-3-hexanone



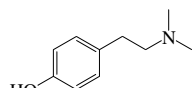
2-(Dimethylamino)ethyl acrylate



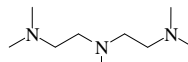
3-[2-(Dimethylamino)ethyl]-1H-indol-5-ol



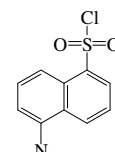
2-(Dimethylamino)ethyl methacrylate



4-[2-(Dimethylamino)ethyl]phenol

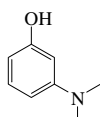


N-[2-(Dimethylamino)ethyl]-N,N'-trimethyl-1,2-ethanediamine

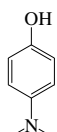


5-(Dimethylamino)-1-naphthalenesulfonyl chloride

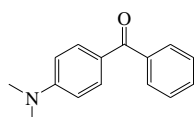
No.	Name	Synonym	Mol. Form.	CAS RN	Mol. Wt.	Physical Form	mp/°C	bp/°C	den/ g cm ⁻³	n _D	Solubility
3915	3-(Dimethylamino)phenol		C ₈ H ₁₁ NO	99-07-0	137.179	nd (lig)	86	266.5		1.5895 ²⁶	i H ₂ O; s EtOH, eth, ace, bz, CS ₂
3916	4-(Dimethylamino)phenol		C ₈ H ₁₁ NO	619-60-3	137.179		77	165 ³⁰			sl H ₂ O; s EtOH, eth
3917	[4-(Dimethylamino)phenyl] phenylmethanone	4-(Dimethylamino) benzophenone	C ₁₅ H ₁₅ NO	530-44-9	225.286	ye lf (al) nd (peth)	92.5				i H ₂ O; sl EtOH; vs eth; s chl, peth
3918	3-(Dimethylamino)-1-phenyl-1-propanone, hydrochloride		C ₁₁ H ₁₆ ClNO	879-72-1	213.704			153.5			
3919	3-[4-(Dimethylamino)phenyl]-2-propenal	4-(Dimethylamino) cinnamaldehyde	C ₁₁ H ₁₃ NO	6203-18-5	175.227			139.5			
3920	3-(Dimethylamino)propanenitrile		C ₆ H ₁₀ N ₂	1738-25-6	98.146			173	0.8705 ²⁰		
3921	2-(Dimethylamino)-1-propanol		C ₆ H ₁₃ NO	15521-18-3	103.163			150.3	0.8820 ²⁶		s H ₂ O
3922	3-(Dimethylamino)-1-propanol		C ₆ H ₁₃ NO	3179-63-3	103.163			163.5	0.872 ²⁵	1.4360 ²⁰	s ctc
3923	1-(Dimethylamino)-2-propanol		C ₆ H ₁₃ NO	108-16-7	103.163			124.5	0.837 ²⁵	1.4193 ²⁰	s ctc
3924	3-(Dimethylamino)-1-propyne	<i>N,N</i> -Dimethyl-2-propargylamine	C ₅ H ₉ N	7223-38-3	83.132			80	0.7792 ²⁰	1.4195 ²⁰	
3925	2-Dimethylaminopurine	<i>N,N</i> -Dimethyl-1 <i>H</i> -purin-6-amine	C ₇ H ₉ N ₅	938-55-6	163.180		263				
3926	2-(<i>p</i> -Dimethylaminostyryl) benzothiazole		C ₁₇ H ₁₆ N ₂ S	1628-58-6	280.387	ye nd (MeOH)	207 dec				
3927	2,3-Dimethylaniline	2,3-Xylidine	C ₈ H ₁₁ N	87-59-2	121.180		<-15	221.5	0.9931 ²⁰	1.5684 ²⁰	sl H ₂ O; vs EtOH, eth; s ctc
3928	2,4-Dimethylaniline	2,4-Xylidine	C ₈ H ₁₁ N	95-68-1	121.180	liq	-14.3	214	0.9723 ²⁰	1.5569 ²⁰	sl H ₂ O, ctc; s EtOH, eth, bz
3929	2,5-Dimethylaniline	2,5-Xylidine	C ₈ H ₁₁ N	95-78-3	121.180	ye lf (lig)	15.5	214	0.9790 ²¹	1.5591 ²¹	sl H ₂ O; s eth, ctc
3930	2,6-Dimethylaniline	2,6-Xylidine	C ₈ H ₁₁ N	87-62-7	121.180		11.2	215	0.9842 ²⁰	1.5610 ²⁰	vs eth, EtOH
3931	3,4-Dimethylaniline	3,4-Xylidine	C ₈ H ₁₁ N	95-64-7	121.180	pl or pr (lig)	51	228	1.076 ¹⁸		sl H ₂ O, chl; s eth; vs lig
3932	3,5-Dimethylaniline	3,5-Xylidine	C ₈ H ₁₁ N	108-69-0	121.180		9.8	220.5	0.9706 ²⁰	1.5581 ²⁰	sl H ₂ O; s eth, ctc
3933	<i>N</i> ,2-Dimethylaniline		C ₈ H ₁₁ N	611-21-2	121.180			207.5	0.9709 ²⁰	1.5649 ²⁰	i H ₂ O; msc EtOH, eth; s ace
3934	<i>N</i> ,3-Dimethylaniline		C ₈ H ₁₁ N	696-44-6	121.180			206.5	0.9660 ²⁰	1.5557 ²⁵	i H ₂ O; msc EtOH, eth; s ace
3935	<i>N</i> ,4-Dimethylaniline		C ₈ H ₁₁ N	623-08-5	121.180			210	0.9348 ⁸⁵	1.5568 ²⁰	i H ₂ O; msc EtOH, eth; s ace
3936	<i>N,N</i> -Dimethylaniline		C ₈ H ₁₁ N	121-69-7	121.180	pa ye	2.42	194.15	0.9557 ²⁰	1.5582 ²⁰	sl H ₂ O; s EtOH, eth, ace, bz; vs chl
3937	<i>N,N</i> -Dimethylaniline hydrochloride		C ₈ H ₁₂ ClN	5882-44-0	157.641	hyg pl (w, bz)	90		1.1156 ¹⁹		vs H ₂ O, EtOH, chl
3938	2,6-Dimethylanisole		C ₉ H ₁₂ O	1004-66-6	136.190			182.5	0.9619 ¹⁴	1.5053 ¹⁴	i H ₂ O; s EtOH, eth, bz, ctc
3939	3,5-Dimethylanisole		C ₉ H ₁₂ O	874-63-5	136.190			194; 89 ¹⁵	0.9627 ¹⁵	1.5110 ²⁰	i H ₂ O; s EtOH, eth, bz, CS ₂ ; sl ctc
3940	9,10-Dimethylanthracene		C ₁₆ H ₁₄	781-43-1	206.282		183.6	360.0			i H ₂ O
3941	1,4-Dimethyl-9,10-anthracenedione		C ₁₆ H ₁₂ O ₂	1519-36-4	236.265	ye nd (al, sub)	140.5	sub			i H ₂ O; sl EtOH; s bz, xyl, HOAc
3942	Dimethylarsine		C ₂ H ₄ As	593-57-7	105.999	liq, ign in air	-136.1	36	1.208 ²⁹		vs ace, bz, eth, EtOH
3943	Dimethylarsinic acid	Cacodylic acid	C ₂ H ₄ AsO ₂	75-60-5	137.998		195	>200			vs H ₂ O; s EtOH; i eth
3944	2,4-Dimethylbenzaldehyde		C ₉ H ₁₀ O	15764-16-6	134.174	liq	-9	218			s EtOH; s eth, ace, bz; sl chl
3945	2,5-Dimethylbenzaldehyde	Isoxylaldehyde	C ₉ H ₁₀ O	5779-94-2	134.174			220	0.9500 ²⁰		vs EtOH; s eth, ace, bz, ctc
3946	3,5-Dimethylbenzaldehyde		C ₉ H ₁₀ O	5779-95-3	134.174		9	221			vs ace, bz, eth, EtOH
3947	<i>N,N</i> -Dimethylbenzamide		C ₉ H ₁₁ NO	611-74-5	149.189		44.8	272.0			
3948	7,12-Dimethylbenz[<i>a</i>]anthracene	9,10-Dimethyl-1,2-benzanthracene	C ₂₀ H ₁₆	57-97-6	256.341	pa ye pl (al, HOAc)	122.5				vs ace, bz
3949	4,5-Dimethyl-1,2-benzenediamine		C ₈ H ₁₂ N ₂	3171-45-7	136.194		128				
3950	<i>N,N</i> -Dimethyl-1,2-benzenediamine		C ₈ H ₁₂ N ₂	2836-03-5	136.194	oil		218; 90 ²²	0.995 ²²		sl H ₂ O; vs EtOH, eth, ace, bz
3951	<i>N,N</i> -Dimethyl-1,3-benzenediamine		C ₈ H ₁₂ N ₂	2836-04-6	136.194		<-20	270; 138 ¹⁰	0.995 ²⁵		sl H ₂ O; vs EtOH, eth
3952	<i>N,N</i> -Dimethyl-1,4-benzenediamine	Dimethyl- <i>p</i> -phenylenediamine	C ₈ H ₁₂ N ₂	99-98-9	136.194	nd (bz)	53	263	1.036 ²⁰		s H ₂ O, chl; vs EtOH, eth, bz; sl lig
3953	2,5-Dimethyl-1,3-benzenediol		C ₈ H ₁₀ O ₂	488-87-9	138.164	nd (bz), pr (w)	163	278.5			s H ₂ O, EtOH, eth



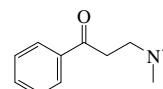
3-(Dimethylamino)phenol



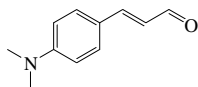
4-(Dimethylamino)phenol



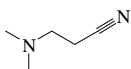
[4-(Dimethylamino)phenyl]phenylmethanone



3-(Dimethylamino)-1-phenyl-1-propanone, hydrochloride



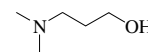
3-[4-(Dimethylamino)phenyl]-2-propenal



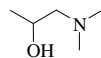
3-(Dimethylamino)propanenitrile



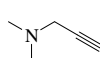
2-(Dimethylamino)-1-propanol



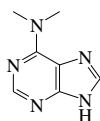
3-(Dimethylamino)-1-propanol



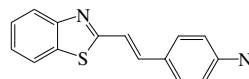
1-(Dimethylamino)-2-propanol



3-(Dimethylamino)-1-propyne



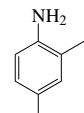
2-Dimethylaminopurine



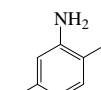
2-(p-Dimethylaminostyryl)benzothiazole



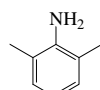
2,3-Dimethylaniline



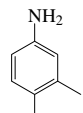
2,4-Dimethylaniline



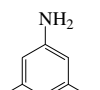
2,5-Dimethylaniline



2,6-Dimethylaniline



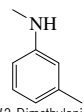
3,4-Dimethylaniline



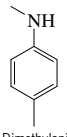
3,5-Dimethylaniline



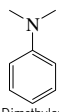
N,2-Dimethylaniline



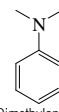
N,3-Dimethylaniline



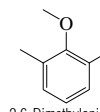
N,4-Dimethylaniline



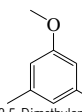
N,N-Dimethylaniline



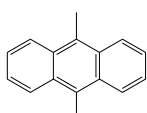
N,N-Dimethylaniline hydrochloride



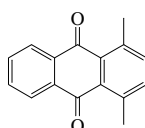
2,6-Dimethylanisole



3,5-Dimethylanisole



9,10-Dimethylantracene



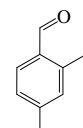
1,4-Dimethyl-9,10-anthracenedione



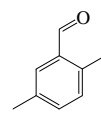
Dimethylarsine



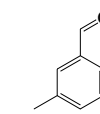
Dimethylarsinic acid



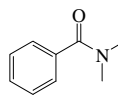
2,4-Dimethylbenzaldehyde



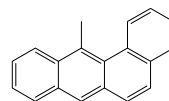
2,5-Dimethylbenzaldehyde



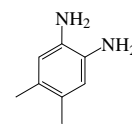
3,5-Dimethylbenzaldehyde



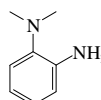
N,N-Dimethylbenzamide



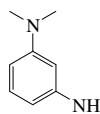
7,12-Dimethylbenz[a]anthracene



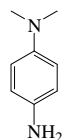
4,5-Dimethyl-1,2-benzenediamine



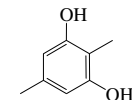
N,N-Dimethyl-1,2-benzenediamine



N,N-Dimethyl-1,3-benzenediamine

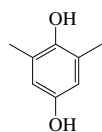


N,N-Dimethyl-1,4-benzenediamine

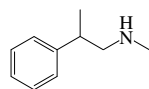
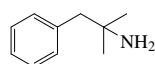
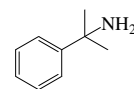
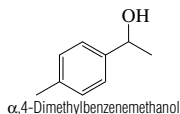
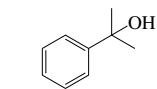
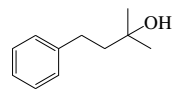
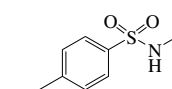
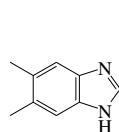
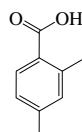


2,5-Dimethyl-1,3-benzenediol

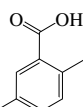
No.	Name	Synonym	Mol. Form.	CAS RN	Mol. Wt.	Physical Form	mp/°C	bp/°C	den/ g cm ⁻³	n _D	Solubility
3954	2,6-Dimethyl-1,4-benzenediol		C ₈ H ₁₀ O ₂	654-42-2	138.164	nd (xyl), cry (w)	152.3				vs eth, EtOH
3955	<i>N</i> , <i>β</i> -Dimethylbenzeneethanamine	Phenylpropylmethylamine	C ₁₀ H ₁₅ N	93-88-9	149.233			207.5	0.915 ²⁵		vs bz, eth, EtOH
3956	<i>α,α</i> -Dimethylbenzeneethanamine	Phentermine	C ₁₀ H ₁₅ N	122-09-8	149.233	oily liq		205; 100 ²¹			
3957	<i>α,α,α</i> -Dimethylbenzenemethanamine		C ₉ H ₁₃ N	585-32-0	135.206			196.5	0.9423 ²⁰	1.5181 ²⁵	
3958	<i>α,α</i> -Dimethylbenzenemethanol	1-(4-Methylphenyl)ethanol	C ₉ H ₁₂ O	536-50-5	136.190			219	0.9668 ²⁵	1.5246 ²⁰	i H ₂ O; vs EtOH, eth
3959	<i>α,α</i> -Dimethylbenzenemethanol	<i>α</i> -Cumyl alcohol	C ₉ H ₁₂ O	617-94-7	136.190	pr	36	202	0.9735 ²⁰	1.5325 ²⁰	i H ₂ O; s EtOH, eth, bz, HOAc
3960	<i>α,α</i> -Dimethylbenzenepropanol	Benzyl- <i>tert</i> -butanol	C ₁₁ H ₁₆ O	103-05-9	164.244	nd	24.5	121 ¹³	0.9626 ²¹	1.5077 ²¹	i H ₂ O; vs EtOH, eth, ace, bz
3961	<i>N</i> ,4-Dimethylbenzenesulfonamide		C ₈ H ₁₁ NO ₂ S	640-61-9	185.244	pl (dil al)	78.5		1.340 ²⁵		vs eth, EtOH
3962	5,6-Dimethyl-1 <i>H</i> -benzimidazole	Dimedazole	C ₉ H ₁₀ N ₂	582-60-5	146.188	cry (eth)	205.5	sub			s H ₂ O, EtOH, eth, chl, DMSO
3963	2,4-Dimethylbenzoic acid		C ₉ H ₁₀ O ₂	611-01-8	150.174	mcl or tcl nd (w)	90	268			sl H ₂ O; s EtOH, ace, bz, chl, HOAc, tol
3964	2,5-Dimethylbenzoic acid		C ₉ H ₁₀ O ₂	610-72-0	150.174	nd (al)	132	sub	1.069 ²¹		i H ₂ O; s EtOH, eth, ace, bz
3965	2,6-Dimethylbenzoic acid		C ₉ H ₁₀ O ₂	632-46-2	150.174	nd (lig)	116	274.5; 155 ¹⁷			sl H ₂ O, lig; s EtOH, eth
3966	3,4-Dimethylbenzoic acid		C ₉ H ₁₀ O ₂	619-04-5	150.174	pr (al)	167.3				i H ₂ O; s EtOH, eth, bz
3967	3,5-Dimethylbenzoic acid	Mesitylenic acid	C ₉ H ₁₀ O ₂	499-06-9	150.174	nd (w, al)	171.1	sub			sl H ₂ O; vs EtOH, eth
3968	4,4-Dimethylbenzophenone	Bis(4-methylphenyl) ketone	C ₁₅ H ₁₄ O	611-97-2	210.271	orth (al)	96.5	334			vs ace, bz, eth, EtOH
3969	7,8-Dimethylbenzo[<i>g</i>]pteridine-2,4(1 <i>H</i> ,3 <i>H</i>)-dione	Lumichrome	C ₁₂ H ₁₀ N ₄ O ₂	1086-80-2	242.233	ye cry (chl)	300				sl H ₂ O, EtOH, chl
3970	2,5-Dimethylbenzoxazole		C ₉ H ₈ NO	5676-58-4	147.173			218.5	1.0880 ¹⁸	1.5412 ²⁰	s ctc
3971	<i>N,N</i> -Dimethylbenzylamine	Dimethylbenzylamine	C ₉ H ₁₃ N	103-83-3	135.206			181	0.915 ⁵⁰	1.5011 ²⁰	sl H ₂ O; msc EtOH, eth
3972	<i>N,N</i> -Dimethyl- <i>N'</i> -benzyl-1,2-ethanediamine	<i>N</i> -Benzyl- <i>N',N'</i> -dimethyl-1,2-ethanediamine	C ₁₁ H ₁₈ N ₂	103-55-9	178.274			145 ³⁰ , 123 ¹¹	0.9343 ²⁰	1.5089 ²⁰	
3973	<i>N,N</i> -Dimethyl- <i>N'</i> -benzyl- <i>N'</i> -2-pyridinyl-1,2-ethanediamine	Tripelennamine	C ₁₆ H ₂₁ N ₃	91-81-6	255.358	ye oil		140 ^{0.1}		1.576 ²⁵	misc H ₂ O
3974	6,6-Dimethylbicyclo[3.1.1]heptan-2-one, (1 <i>R</i>)		C ₉ H ₁₄ O	38651-65-9	138.206	liq	-1	209	0.9807 ²⁰	1.4787 ²⁰	vs eth, EtOH
3975	2,3-Dimethylbicyclo[2.2.1]hept-2-ene	2,3-Dimethyl-2-norbornene	C ₉ H ₁₄	529-16-8	122.207			140.5	0.8698 ¹⁷	1.4688 ¹⁷	s eth, ace, bz
3976	6,6-Dimethylbicyclo[3.1.1]hept-2-ene-2-ethanol		C ₁₁ H ₁₆ O	128-50-7	166.260			235; 110 ¹⁰	0.973 ²⁵	1.4930 ²⁰	s chl
3977	2,2'-Dimethylbiphenyl		C ₁₄ H ₁₄	605-39-0	182.261	cry (al)	19.5	256	0.9906 ²⁰	1.5752 ²⁰	i H ₂ O; vs EtOH, eth, bz; s ace
3978	3,3'-Dimethylbiphenyl		C ₁₄ H ₁₄	612-75-9	182.261		9	280	0.9995 ²⁰	1.5946 ²⁰	i H ₂ O; vs EtOH, eth, bz; s ace
3979	4,4'-Dimethylbiphenyl		C ₁₄ H ₁₄	613-33-2	182.261	mcl pr (eth)	125	295	0.917 ¹²¹		i H ₂ O; sl EtOH; s eth, ace, bz, CS ₂
3980	4,4'-Dimethyl-2,2'-bipyridine		C ₁₂ H ₁₂ N ₂	1134-35-6	184.236		171.5				s chl
3981	2,3-Dimethyl-1,3-butadiene	Diisopropenyl	C ₆ H ₁₀	513-81-5	82.143	liq	-76	68.8	0.7222 ²⁵	1.4394 ²⁰	s ctc
3982	<i>N,N</i> -Dimethylbutanamide		C ₈ H ₁₃ NO	760-79-2	115.173	liq	-40	186; 125 ¹⁰⁰	0.9064 ²⁵	1.4391 ²⁵	vs ace, bz, eth, EtOH
3983	3,3-Dimethyl-2-butanamine		C ₆ H ₁₅ N	3850-30-4	101.190	liq	-20	102	0.7668 ²⁰	1.4105 ²⁵	vs H ₂ O
3984	2,2-Dimethylbutane	Neohexane	C ₆ H ₁₄	75-83-2	86.175	liq	-98.8	49.73	0.6444 ²⁵	1.3688 ²⁰	i H ₂ O; s EtOH, eth; vs ace, bz, peth, ctc
3985	2,3-Dimethylbutane		C ₆ H ₁₄	79-29-8	86.175	liq	-128.10	57.93	0.6616 ²⁰	1.3750 ²⁰	i H ₂ O; s EtOH, eth; vs ace, bz, peth, ctc
3986	2,3-Dimethyl-2,3-butanediol	Pinacol	C ₆ H ₁₄ O ₂	76-09-5	118.174	nd (al,eth)	43.32	174.4			sl H ₂ O, CS ₂ ; vs EtOH, eth
3987	2,3-Dimethyl-2-butanethiol		C ₆ H ₁₄ S	1639-01-6	118.240	liq		126.1			
3988	2,2-Dimethylbutanoic acid		C ₆ H ₁₂ O ₂	595-37-9	116.158	liq	-14	186	0.9276 ²⁰	1.4145 ²⁰	sl H ₂ O; s EtOH, eth
3989	2,2-Dimethyl-1-butanol		C ₆ H ₁₄ O	1185-33-7	102.174		<-15	136.5	0.8283 ²⁰	1.4208 ²⁰	sl H ₂ O; s EtOH, eth
3990	3,3-Dimethyl-1-butanol		C ₆ H ₁₄ O	624-95-3	102.174	liq	-60	143	0.844 ¹⁵	1.4323 ¹⁵	sl H ₂ O; s EtOH, eth, ace
3991	2,3-Dimethyl-2-butanol		C ₆ H ₁₄ O	594-60-5	102.174	liq	-14	118.4	0.8236 ²⁰	1.4176 ²⁰	s H ₂ O; msc EtOH, eth
3992	3,3-Dimethyl-2-butanol, (±)		C ₆ H ₁₄ O	20281-91-8	102.174		5.6	120.4	0.8122 ²⁵	1.4148 ²⁰	sl H ₂ O; vs EtOH, eth



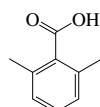
2,6-Dimethyl-1,4-benzenediol

*N,β*-Dimethylbenzeneethanamine α,α -Dimethylbenzeneethanamine α,α -Dimethylbenzenemethanamine $\alpha,4$ -Dimethylbenzenemethanol α,α -Dimethylbenzenemethanol α,α -Dimethylbenzenepropanol*N,4*-Dimethylbenzenesulfonamide5,6-Dimethyl-1*H*-benzimidazole

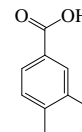
2,4-Dimethylbenzoic acid



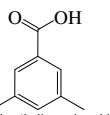
2,5-Dimethylbenzoic acid



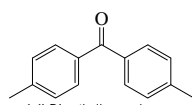
2,6-Dimethylbenzoic acid



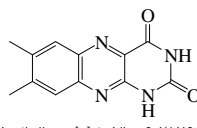
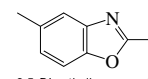
3,4-Dimethylbenzoic acid



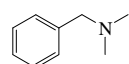
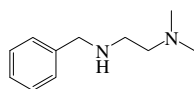
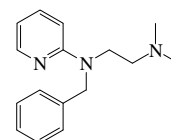
3,5-Dimethylbenzoic acid



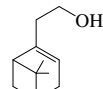
4,4'-Dimethylbenzophenone

7,8-Dimethylbenzo[*g*]pteridine-2,4(1*H*,3*H*)-dione

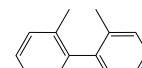
2,5-Dimethylbenzoxazole

*N,N*-Dimethylbenzylamine*N,N*-Dimethyl-*N'*-benzyl-1,2-ethanediamine*N,N*-Dimethyl-*N'*-benzyl-*N'*-2-pyridinyl-1,2-ethanediamine6,6-Dimethylbicyclo[3.1.1]heptan-2-one, (1*R*)

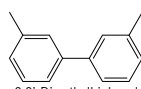
2,3-Dimethylbicyclo[2.2.1]hept-2-ene



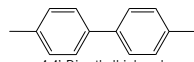
6,6-Dimethylbicyclo[3.1.1]hept-2-ene-2-ethanol



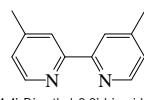
2,2'-Dimethylbiphenyl



3,3'-Dimethylbiphenyl



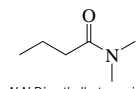
4,4'-Dimethylbiphenyl



4,4'-Dimethyl-2,2'-bipyridine



2,3-Dimethyl-1,3-butadiene

*N,N*-Dimethylbutanamide

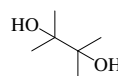
3,3-Dimethyl-2-butanamine



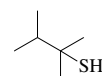
2,2-Dimethylbutane



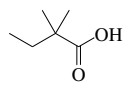
2,3-Dimethylbutane



2,3-Dimethyl-2,3-butanediol



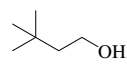
2,3-Dimethyl-2-butanethiol



2,2-Dimethylbutanoic acid



2,2-Dimethyl-1-butanol



3,3-Dimethyl-1-butanol

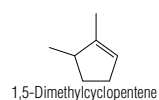
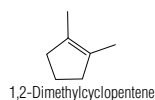
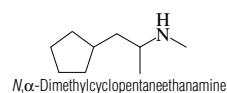
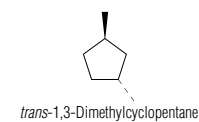
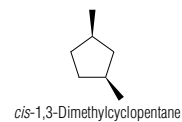
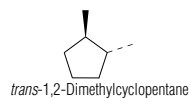
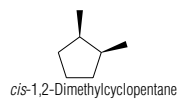
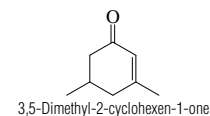
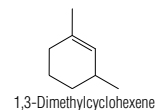
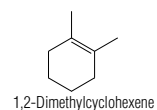
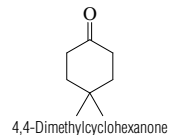
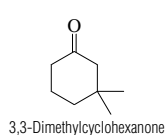
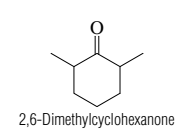
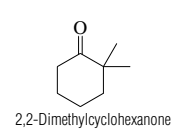
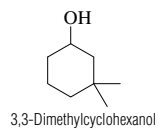
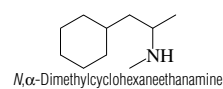
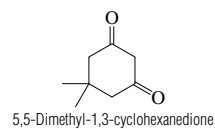
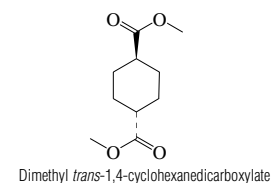
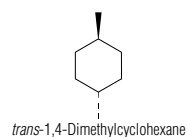
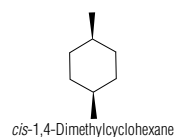
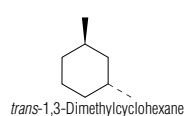
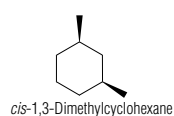
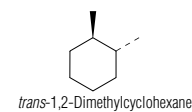
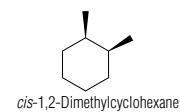
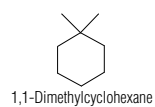
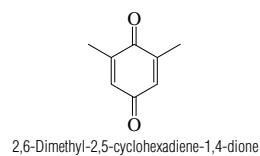
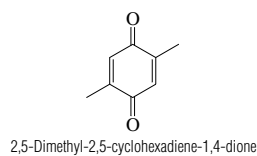
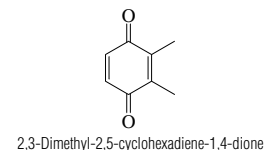
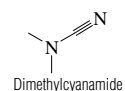
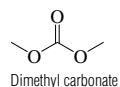
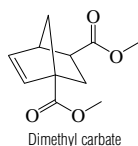
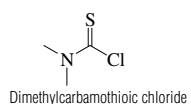
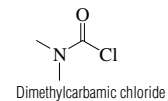
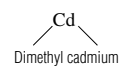
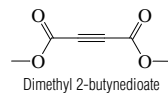
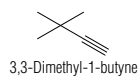
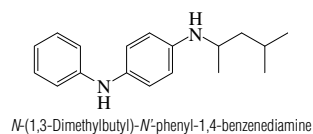
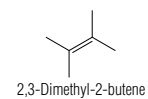
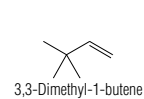
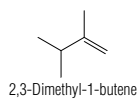
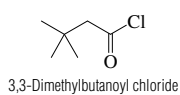
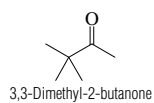


2,3-Dimethyl-2-butanol

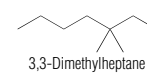
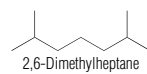
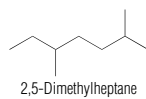
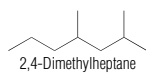
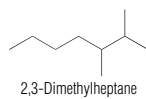
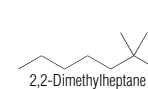
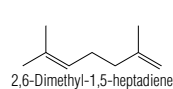
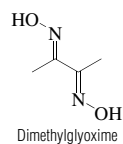
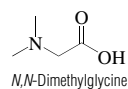
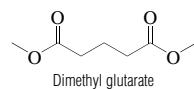
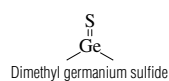
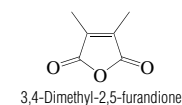
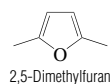
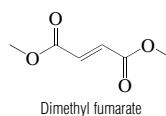
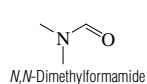
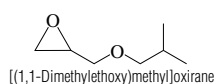
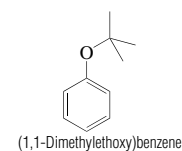
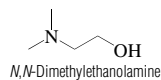
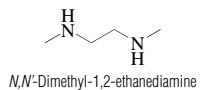
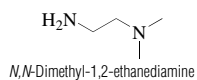
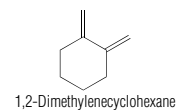
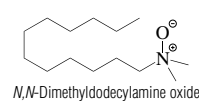
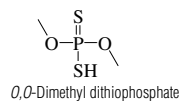
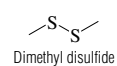
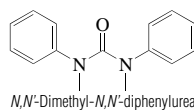
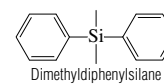
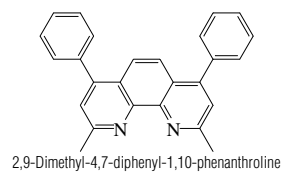
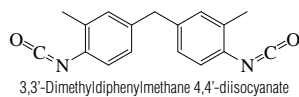
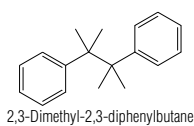
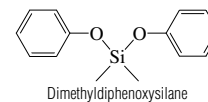
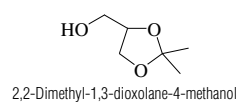
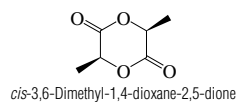
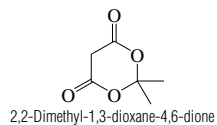
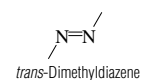
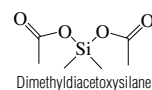
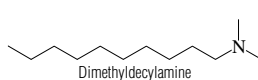
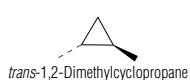


3,3-Dimethyl-2-butanol, (±)

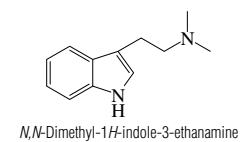
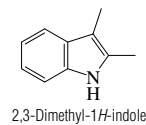
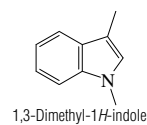
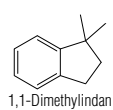
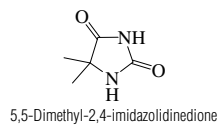
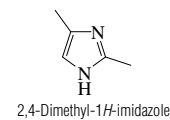
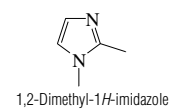
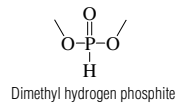
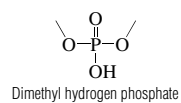
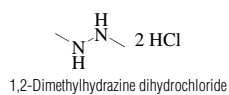
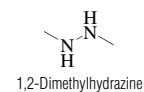
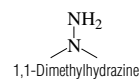
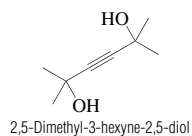
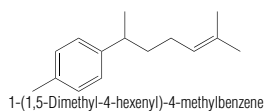
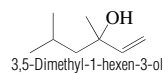
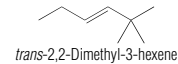
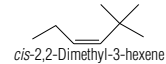
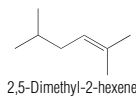
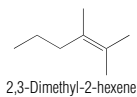
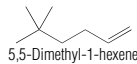
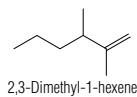
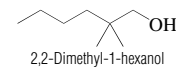
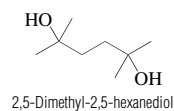
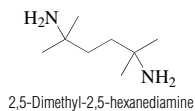
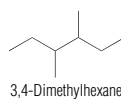
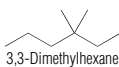
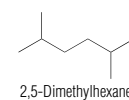
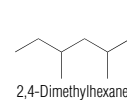
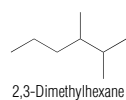
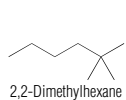
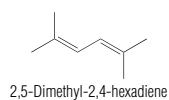
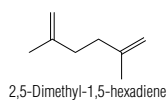
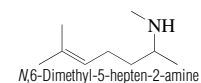
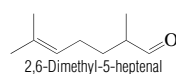
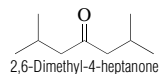
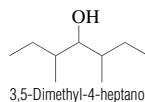
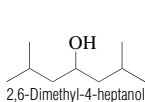
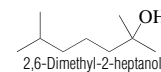
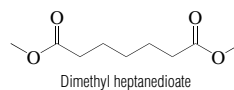
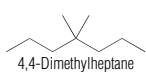
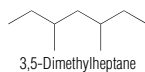
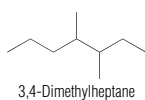
No.	Name	Synonym	Mol. Form.	CAS RN	Mol. Wt.	Physical Form	mp/°C	bp/°C	den/ g cm ⁻³	n _D	Solubility
3993	3,3-Dimethyl-2-butanone	Pinacolone	C ₈ H ₁₂ O	75-97-8	100.158	liq	-52.5	106.1	0.7229 ²⁵	1.395 ²⁰	s H ₂ O; s EtOH, eth, ace, ctc
3994	3,3-Dimethylbutanoyl chloride		C ₈ H ₁₁ ClO	7065-46-5	134.603			130; 68 ¹⁰⁰	0.969 ²⁰	1.4210 ²⁰	vs eth
3995	2,3-Dimethyl-1-butene		C ₈ H ₁₂	563-78-0	84.159	liq	-157.3	55.6	0.6803 ²⁰	1.3995 ²⁰	i H ₂ O; s EtOH, eth, ace, ctc, CS ₂
3996	3,3-Dimethyl-1-butene		C ₈ H ₁₂	558-37-2	84.159	liq	-115.2	41.2	0.6529 ²⁰	1.3763 ²⁰	i H ₂ O; s EtOH, eth, ctc, chl
3997	2,3-Dimethyl-2-butene		C ₈ H ₁₂	563-79-1	84.159	liq	-74.19	73.3	0.7080 ²⁰	1.4122 ²⁰	i H ₂ O; s EtOH, eth, ace, chl
3998	<i>N</i> -(1,3-Dimethylbutyl)- <i>N'</i> -phenyl-1,4-benzenediamine		C ₁₈ H ₂₄ N ₂	793-24-8	268.397		46	164 ¹			
3999	3,3-Dimethyl-1-butyne	<i>tert</i> -Butylacetylene	C ₈ H ₁₀	917-92-0	82.143	liq	-78.2	37.7	0.6623 ²⁵	1.3736 ²⁰	
4000	Dimethyl 2-butyndioate		C ₈ H ₆ O ₄	762-42-5	142.110			dec 197; 98 ²⁰	1.1564 ²⁰	1.4434 ²⁰	s EtOH, eth, ctc
4001	Dimethyl cadmium		C ₂ H ₆ Cd	506-82-1	142.480		-4.5	105.5 (exp 150)	1.9846 ¹⁸	1.5488	s peth
4002	Dimethylcarbamoyl chloride	Dimethylcarbamoyl chloride	C ₃ H ₆ CINO	79-44-7	107.539	liq	-33	167	1.168 ²⁵	1.4540 ²⁰	
4003	Dimethylcarbamothioic chloride		C ₃ H ₆ CINS	16420-13-6	123.605	pr	42.5	98 ¹⁰			vs eth; s chl, peth
4004	Dimethyl carbate		C ₁₁ H ₁₄ O ₄	39589-98-5	210.227	cry	38	137 ^{12.5}	1.164 ²¹	1.4852 ²⁰	i H ₂ O
4005	Dimethyl carbonate	Methyl carbonate	C ₃ H ₆ O ₃	616-38-6	90.078		0.5	90.5	1.0636 ²⁵	1.3687 ²⁰	i H ₂ O; s EtOH, eth; sl ctc
4006	Dimethylcyanamide		C ₃ H ₆ N ₂	1467-79-4	70.093			163.5		1.4089 ¹⁹	vs ace, eth, EtOH
4007	2,3-Dimethyl-2,5-cyclohexadiene-1,4-dione		C ₈ H ₈ O ₂	526-86-3	136.149	ye nd	55	sub			sl H ₂ O; s EtOH, eth, chl
4008	2,5-Dimethyl-2,5-cyclohexadiene-1,4-dione		C ₈ H ₈ O ₂	137-18-8	136.149	ye nd (al)	126.0				sl H ₂ O, EtOH; s eth, bz, chl
4009	2,6-Dimethyl-2,5-cyclohexadiene-1,4-dione		C ₈ H ₈ O ₂	527-61-7	136.149	ye nd	72.5	sub	1.0479 ²⁸		s chl
4010	1,1-Dimethylcyclohexane		C ₈ H ₁₆	590-66-9	112.213	liq	-33.3	119.6	0.7809 ²⁰	1.4290 ²⁰	i H ₂ O; s EtOH, eth, ace, bz; msc ctc
4011	<i>cis</i> -1,2-Dimethylcyclohexane		C ₈ H ₁₆	2207-01-4	112.213	liq	-49.8	129.8	0.7963 ²⁰	1.4360 ²⁰	i H ₂ O; s EtOH, bz, ctc; msc eth, ace
4012	<i>trans</i> -1,2-Dimethylcyclohexane		C ₈ H ₁₆	6876-23-9	112.213	liq	-88.15	123.5	0.7760 ²⁰	1.4270 ²⁰	i H ₂ O; s EtOH, eth; msc ace, bz; vs lig
4013	<i>cis</i> -1,3-Dimethylcyclohexane		C ₈ H ₁₆	638-04-0	112.213	liq	-75.53	120.1	0.7660 ²⁰	1.4229 ²⁰	i H ₂ O; msc EtOH, eth, ace, bz, lig, ctc
4014	<i>trans</i> -1,3-Dimethylcyclohexane		C ₈ H ₁₆	2207-03-6	112.213	liq	-90.07	124.5	0.79 ¹⁵	1.4284 ²⁵	
4015	<i>cis</i> -1,4-Dimethylcyclohexane		C ₈ H ₁₆	624-29-3	112.213	liq	-87.39	124.4	0.7829 ²⁰	1.4230 ²⁰	i H ₂ O; msc EtOH, eth, ace, bz, lig, ctc
4016	<i>trans</i> -1,4-Dimethylcyclohexane		C ₈ H ₁₆	2207-04-7	112.213	liq	-36.93	119.4	0.77 ¹⁵	1.4185 ²⁵	i H ₂ O
4017	Dimethyl <i>trans</i> -1,4-cyclohexanedicarboxylate		C ₁₀ H ₁₆ O ₄	3399-22-2	200.232	ndl (eth)	71				s eth
4018	5,5-Dimethyl-1,3-cyclohexanedione	5,5-Dimethyldihydroresorcinol	C ₈ H ₁₂ O ₂	126-81-8	140.180	nd (w)	150	dec			sl H ₂ O, eth; s ace, ctc; vs chl, HOAc
4019	<i>N</i> , α -Dimethylcyclohexaneethanamine	Propylhexedrine	C ₁₀ H ₂₁ N	101-40-6	155.281			205; 82 ¹⁰	0.8501 ²⁰	1.4600 ²⁰	vs EtOH
4020	3,3-Dimethylcyclohexanol		C ₈ H ₁₆ O	767-12-4	128.212		11.5	185; 99.5 ³⁵	0.9128 ¹⁴	1.4606 ¹⁵	
4021	2,2-Dimethylcyclohexanone		C ₈ H ₁₄ O	1193-47-1	126.196	liq	-20.5	172	0.9145 ²⁰	1.4486 ²⁰	
4022	2,6-Dimethylcyclohexanone		C ₈ H ₁₄ O	2816-57-1	126.196			175	0.925 ²⁵	1.4460 ²⁰	
4023	3,3-Dimethylcyclohexanone		C ₈ H ₁₄ O	2979-19-3	126.196			180; 72 ²⁵	0.909 ¹⁵	1.4482 ¹⁷	
4024	4,4-Dimethylcyclohexanone		C ₈ H ₁₄ O	4255-62-3	126.196		39	73 ¹⁴	0.932 ²⁰	1.4537 ²⁴	
4025	1,2-Dimethylcyclohexene		C ₈ H ₁₄	1674-10-8	110.197	liq	-84.1	138	0.8220 ²⁵	1.4620 ²⁰	
4026	1,3-Dimethylcyclohexene		C ₈ H ₁₄	2808-76-6	110.197			127	0.799 ²⁵	1.449 ²⁰	
4027	3,5-Dimethyl-2-cyclohexen-1-one		C ₈ H ₁₂ O	1123-09-7	124.180			208.5	0.9400 ²⁰	1.4812 ²⁰	s EtOH, eth
4028	1,1-Dimethylcyclopentane		C ₇ H ₁₄	1638-26-2	98.186	liq	-69.8	87.5	0.7499 ²⁵	1.4136 ²⁰	
4029	<i>cis</i> -1,2-Dimethylcyclopentane		C ₇ H ₁₄	1192-18-3	98.186	liq	-54	99.5	0.7680 ²⁵	1.4222 ²⁰	
4030	<i>trans</i> -1,2-Dimethylcyclopentane		C ₇ H ₁₄	822-50-4	98.186	liq	-117.6	91.9	0.7468 ²⁵	1.4120 ²⁰	
4031	<i>cis</i> -1,3-Dimethylcyclopentane		C ₇ H ₁₄	2532-58-3	98.186	liq	-133.7	90.8	0.7402 ²⁵	1.4089 ²⁰	
4032	<i>trans</i> -1,3-Dimethylcyclopentane		C ₇ H ₁₄	1759-58-6	98.186	liq	-134	91.7	0.7443 ²⁵	1.4107 ²⁰	
4033	<i>N</i> , α -Dimethylcyclopentaneethanamine	Cyclopentamine	C ₉ H ₁₉ N	102-45-4	141.254			171		1.4500 ²⁰	
4034	1,2-Dimethylcyclopentene		C ₇ H ₁₂	765-47-9	96.170	liq	-90.4	105.8	0.7928 ²⁵	1.4448 ²⁰	
4035	1,5-Dimethylcyclopentene		C ₇ H ₁₂	16491-15-9	96.170	liq	-118	99	0.780 ²⁰	1.4331 ²⁰	
4036	1,1-Dimethylcyclopropane		C ₅ H ₁₀	1630-94-0	70.133	vol liq or gas	-109	20.6	0.6604 ²⁰	1.3668 ²⁰	i H ₂ O; s EtOH, vs eth, sulf



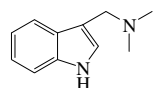
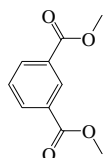
No.	Name	Synonym	Mol. Form.	CAS RN	Mol. Wt.	Physical Form	mp/°C	bp/°C	den/ g cm ⁻³	n _D	Solubility
4037	<i>cis</i> -1,2-Dimethylcyclopropane		C ₅ H ₁₀	930-18-7	70.133	liq	-140.9	37.0	0.6889 ²⁵	1.3829 ²⁰	i H ₂ O; s EtOH; vs eth; sl ctc
4038	<i>trans</i> -1,2-Dimethylcyclopropane		C ₅ H ₁₀	2402-06-4	70.133	vol liq or gas	-149.6	28.2	0.6648 ²⁵	1.3713 ²⁰	vs eth, EtOH
4039	Dimethyldecylamine	<i>N,N</i> -Dimethyl-1-decanamine	C ₁₂ H ₂₇ N	1120-24-7	185.349			234.5			
4040	Dimethyldiacetoxysilane	Bis(acetyloxy)dimethylsilane	C ₈ H ₁₂ O ₄ Si	2182-66-3	176.243	liq	-12.5	165	1.0540 ²⁰	1.4030 ²⁰	
4041	<i>trans</i> -Dimethyldiazene	Azomethane	C ₂ H ₆ N ₂	4143-41-3	58.082	gas	-78	1.5	0.743 ⁰	1.4199 ¹⁹	vs ace, EtOH, eth; s ctc, hp
4042	2,2-Dimethyl-1,3-dioxane-4,6-dione	Meldrum's acid	C ₆ H ₈ O ₄	2033-24-1	144.126		94				
4043	<i>cis</i> -3,6-Dimethyl-1,4-dioxane-2,5-dione		C ₆ H ₈ O ₄	4511-42-6	144.126	orth (eth)	96.8	150 ²⁵			
4044	2,2-Dimethyl-1,3-dioxolane-4-methanol	Isopropylidene glycerol	C ₆ H ₁₂ O ₃	100-79-8	132.157			82 ¹⁰	1.064 ²⁰	1.4383 ²⁰	
4045	Dimethyldiphenoxysilane		C ₁₄ H ₁₆ O ₂ Si	3440-02-6	244.362		-23	131 ⁵	1.0599 ²⁵	1.5330 ²⁰	
4046	2,3-Dimethyl-2,3-diphenylbutane	Dicumene	C ₁₈ H ₂₂	1889-67-4	238.368	cry (MeOH)	119.5				
4047	3,3'-Dimethyldiphenylmethane 4,4'-diisocyanate		C ₁₇ H ₁₄ N ₂ O ₂	139-25-3	278.305						s chl
4048	2,9-Dimethyl-4,7-diphenyl-1,10-phenanthroline		C ₂₆ H ₂₀ N ₂	4733-39-5	360.450		280 dec				
4049	Dimethyldiphenylsilane		C ₁₄ H ₁₆ Si	778-24-5	212.363			277; 173 ⁴⁵	0.9867 ²⁰	1.5644 ²⁰	
4050	<i>N,N'</i> -Dimethyl- <i>N,N'</i> -diphenylurea		C ₁₅ H ₁₆ N ₂ O	611-92-7	240.300	pl (al)	122	350			vs H ₂ O, EtOH, ace; sl eth, bz, CS ₂
4051	Dimethyl disulfide	Methyl disulfide	C ₂ H ₆ S ₂	624-92-0	94.199	liq	-84.67	109.74	1.0625 ²⁰	1.5289 ²⁰	i H ₂ O; msc EtOH, eth
4052	<i>O,O</i> -Dimethyl dithiophosphate	<i>O,O</i> -Dimethyl phosphorodithionate	C ₂ H ₄ O ₂ PS ₂	756-80-9	158.180	liq		56 ⁴	1.29 ²⁰		
4053	<i>N,N</i> -Dimethyldodecylamine oxide		C ₁₄ H ₃₁ NO	1643-20-5	229.402	hyg nd (tol)	130.5				
4054	1,2-Dimethylenecyclohexane		C ₈ H ₁₂	2819-48-9	108.181			127; 60 ⁹⁰	0.8361 ²⁰	1.4718 ²⁵	i H ₂ O; s EtOH, eth, bz, chl; vs ace
4055	<i>N,N</i> -Dimethyl-1,2-ethanediamine		C ₄ H ₁₂ N ₂	108-00-9	88.151			104	0.803 ²⁵	1.4260 ²⁰	
4056	<i>N,N'</i> -Dimethyl-1,2-ethanediamine		C ₄ H ₁₂ N ₂	110-70-3	88.151			120	0.828 ¹⁵		s EtOH, eth, dil HCl
4057	<i>N,N</i> -Dimethylethanolamine	Deanol	C ₄ H ₁₁ NO	108-01-0	89.136	liq	-59	134	0.8866 ²⁰	1.4300 ²⁰	msc H ₂ O, EtOH, eth; s chl
4058	Dimethyl ether	Methyl ether	C ₂ H ₆ O	115-10-6	46.068	col gas	-141.5	-24.8			s H ₂ O, EtOH, eth, ace, chl; sl bz
4059	(1,1-Dimethylethoxy)benzene		C ₁₀ H ₁₄ O	6669-13-2	150.217	liq	-24	185.5	0.9214 ²⁰		
4060	[(1,1-Dimethylethoxy)methyl]oxirane		C ₇ H ₁₄ O ₂	7665-72-7	130.185	liq	-70	152	0.898 ²⁰		
4061	<i>N,N</i> -Dimethylformamide	DMF	C ₃ H ₇ NO	68-12-2	73.094	liq	-60.48	153	0.9445 ²⁵	1.4305 ²⁰	msc H ₂ O, EtOH, eth, ace, bz; sl liq
4062	Dimethyl fumarate		C ₆ H ₆ O ₄	624-49-7	144.126		103.5	193	1.37 ²⁰	1.4062 ¹¹¹	i H ₂ O; s ace, chl
4063	2,5-Dimethylfuran		C ₆ H ₈ O	625-86-5	96.127	liq	-62.8	93	0.8883 ²⁰	1.4363 ²⁰	i H ₂ O; s EtOH, eth, ace, bz, HOAc, chl
4064	3,4-Dimethyl-2,5-furandione		C ₆ H ₆ O ₃	766-39-2	126.110	pl or lf (dil al)	96	223	1.107 ¹⁰⁰		sl H ₂ O; vs EtOH, eth, bz, chl
4065	Dimethyl germanium sulfide		C ₂ H ₆ GeS	16090-49-6	134.77	col cry	54.5	302			
4066	Dimethyl glutarate		C ₇ H ₁₂ O ₄	1119-40-0	160.168	liq	-42.5	214; 109 ²¹	1.0876 ²⁰	1.4242 ²⁰	vs EtOH, eth; s chl
4067	<i>N,N</i> -Dimethylglycine		C ₄ H ₉ NO ₂	1118-68-9	103.120	hyg nd (PrOH)	185.5				vs H ₂ O, MeOH; s EtOH, eth, ace
4068	Dimethylglyoxime		C ₄ H ₈ N ₂ O ₂	95-45-4	116.119	nd (to or dil al)	245.5	sub 234			i H ₂ O; vs EtOH, eth; sl bz, tol
4069	2,6-Dimethyl-1,5-heptadiene		C ₉ H ₁₆	6709-39-3	124.223	liq	-70	143	0.7648 ²⁵		
4070	2,2-Dimethylheptane		C ₉ H ₂₀	1071-26-7	128.255	liq	-113	132.7	0.7105 ²⁰	1.4016 ²⁰	i H ₂ O; s eth, ctc; vs ace, chl; msc bz
4071	2,3-Dimethylheptane		C ₉ H ₂₀	3074-71-3	128.255	liq	-116	140.5	0.7260 ²⁰	1.4088 ²⁰	i H ₂ O; msc EtOH, eth, ace, bz, peth, chl
4072	2,4-Dimethylheptane		C ₉ H ₂₀	2213-23-2	128.255			132.9	0.7115 ²⁵	1.4034 ²⁰	i H ₂ O; msc EtOH, eth, ace, bz, chl, peth
4073	2,5-Dimethylheptane		C ₉ H ₂₀	2216-30-0	128.255			136	0.7198 ²⁰	1.4033 ²⁰	vs ace, bz, eth, EtOH
4074	2,6-Dimethylheptane		C ₉ H ₂₀	1072-05-5	128.255	liq	-102.9	135.2	0.7089 ²⁰	1.4011 ²⁰	sl chl
4075	3,3-Dimethylheptane		C ₉ H ₂₀	4032-86-4	128.255			137.3	0.7254 ²⁰	1.4087 ²⁰	i H ₂ O; msc EtOH; s eth; vs ace, bz



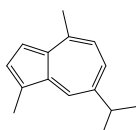
No.	Name	Synonym	Mol. Form.	CAS RN	Mol. Wt.	Physical Form	mp/°C	bp/°C	den/ g cm ⁻³	n _D	Solubility
4076	3,4-Dimethylheptane		C ₉ H ₂₀	922-28-1	128.255			140.6	0.7314 ²⁰	1.4108 ²⁰	i H ₂ O; s eth, ctc; vs ace, chl; msc bz
4077	3,5-Dimethylheptane		C ₉ H ₂₀	926-82-9	128.255			136	0.7225 ²⁰	1.4083 ²⁰	i H ₂ O; s eth, ctc; vs ace, chl; msc bz
4078	4,4-Dimethylheptane		C ₉ H ₂₀	1068-19-5	128.255			135.2	0.7221 ²⁰	1.4076 ²⁰	i H ₂ O; s eth, ctc; vs ace, chl; msc bz
4079	Dimethyl heptanedioate	Dimethyl pimelate	C ₉ H ₁₆ O ₄	1732-08-7	188.221		-21	120 ¹⁰ , 80 ¹	1.0625 ²⁰	1.4309 ²⁰	sl H ₂ O; s EtOH, eth, bz
4080	2,6-Dimethyl-2-heptanol		C ₉ H ₂₀ O	13254-34-7	144.254			173	0.8186 ²⁰	1.4242 ²⁰	
4081	2,6-Dimethyl-4-heptanol	Diisobutylcarbinol	C ₉ H ₂₀ O	108-82-7	144.254			174.5	0.8114 ²⁰	1.4242 ²⁰	i H ₂ O; s EtOH, eth; sl ctc
4082	3,5-Dimethyl-4-heptanol		C ₉ H ₂₀ O	19549-79-2	144.254			186	0.836 ¹⁸	1.4283 ²⁰	sl H ₂ O
4083	2,6-Dimethyl-4-heptanone	Diisobutyl ketone	C ₉ H ₁₈ O	108-83-8	142.238	liq	-41.5	169.4	0.8062 ²⁰	1.412 ²¹	i H ₂ O; msc EtOH, eth; s ctc
4084	2,6-Dimethyl-5-heptenal		C ₉ H ₁₆ O	106-72-9	140.222	oil		120 ¹⁰⁰			
4085	N,6-Dimethyl-5-hepten-2-amine	Isometheptene	C ₉ H ₁₉ N	503-01-5	141.254			177			vs eth, EtOH
4086	2,5-Dimethyl-1,5-hexadiene		C ₈ H ₁₄	627-58-7	110.197	liq	-75.6	114.3	0.743 ²⁰	1.43995 ²¹	i H ₂ O; s ace, chl
4087	2,5-Dimethyl-2,4-hexadiene		C ₈ H ₁₄	764-13-6	110.197		14	134.5	0.7577 ²⁵	1.4785 ²⁰	i H ₂ O; s EtOH, eth, bz, chl
4088	2,2-Dimethylhexane		C ₈ H ₁₈	590-73-8	114.229	liq	-121.1	106.86	0.6953 ²⁰	1.3935 ²⁰	vs ace, bz, eth, EtOH
4089	2,3-Dimethylhexane		C ₈ H ₁₈	584-94-1	114.229			115.62	0.6912 ²⁵	1.4011 ²⁰	vs ace, bz, EtOH, lig
4090	2,4-Dimethylhexane		C ₈ H ₁₈	589-43-5	114.229			109.5	0.6962 ²⁵	1.3929 ²⁵	
4091	2,5-Dimethylhexane		C ₈ H ₁₈	592-13-2	114.229	liq	-91	109.12	0.6901 ²⁵	1.3925 ²⁰	i H ₂ O; msc EtOH, ace, bz; s eth
4092	3,3-Dimethylhexane		C ₈ H ₁₈	563-16-6	114.229	liq	-126.1	111.97	0.7100 ²⁰	1.4001 ²⁰	i H ₂ O; msc EtOH; vs eth, ace, bz
4093	3,4-Dimethylhexane		C ₈ H ₁₈	583-48-2	114.229			117.73	0.7151 ²⁵	1.4041 ²⁰	i H ₂ O; s eth; msc EtOH, ace, bz
4094	2,5-Dimethyl-2,5-hexanediamine		C ₈ H ₂₀ N ₂	23578-35-0	144.258			184; 63 ⁸	0.8485 ¹⁵	1.4459 ²⁰	
4095	2,5-Dimethyl-2,5-hexanediol	1,1,4,4-Tetramethyl-1,4-butanediol	C ₈ H ₁₈ O ₂	110-03-2	146.228	pr (AcOEt) fl (peth)	88.50	214	0.898 ²⁰		s H ₂ O; vs EtOH, bz, chl
4096	2,2-Dimethyl-1-hexanol		C ₈ H ₁₈ O	2370-13-0	130.228			95 ²⁹			
4097	2,3-Dimethyl-1-hexene		C ₈ H ₁₆	16746-86-4	112.213			110.5	0.7172 ²⁵	1.4113 ²⁰	
4098	5,5-Dimethyl-1-hexene		C ₈ H ₁₆	7116-86-1	112.213			104	0.705 ²⁵	1.4049 ²⁰	
4099	2,3-Dimethyl-2-hexene		C ₈ H ₁₆	7145-20-2	112.213	liq	-115.1	121.8	0.7366 ²⁵	1.4268 ²⁰	
4100	2,5-Dimethyl-2-hexene		C ₈ H ₁₆	3404-78-2	112.213			112.2	0.7182 ²⁰	1.4140 ²⁰	
4101	cis-2,2-Dimethyl-3-hexene		C ₈ H ₁₆	690-92-6	112.213	liq	-137.4	105.5	0.7086 ²⁵	1.4099 ²⁰	
4102	trans-2,2-Dimethyl-3-hexene		C ₈ H ₁₆	690-93-7	112.213			100.8	0.6995 ²⁵	1.4063 ²⁰	
4103	3,5-Dimethyl-1-hexen-3-ol		C ₈ H ₁₆ O	3329-48-4	128.212			146.5	0.8382 ²⁰	1.4342 ²⁰	
4104	1-(1,5-Dimethyl-4-hexenyl)-4-methylbenzene	α-Curcumene	C ₁₅ H ₂₂	644-30-4	202.336			140 ¹⁹	0.8805 ²⁰	1.4989 ²⁰	i H ₂ O; s bz
4105	2,5-Dimethyl-3-hexyne-2,5-diol		C ₈ H ₁₄ O ₂	142-30-3	142.196		95	205	0.947 ²⁰		s H ₂ O, chl; vs EtOH, eth, ace, bz
4106	1,1-Dimethylhydrazine		C ₂ H ₆ N ₂	57-14-7	60.098	liq, fumes in air	-57.20	63.9	0.791 ²²	1.4075 ²²	vs H ₂ O, EtOH, eth, MeOH
4107	1,2-Dimethylhydrazine		C ₂ H ₆ N ₂	540-73-8	60.098	fumes (air)	-8.9	81	0.8274 ²⁰	1.4209 ²⁰	msc H ₂ O, EtOH, eth
4108	1,2-Dimethylhydrazine dihydrochloride		C ₂ H ₁₀ Cl ₂ N ₂	306-37-6	133.019	pr (w)	170 dec				vs H ₂ O, EtOH
4109	Dimethyl hydrogen phosphate	Dimethyl phosphate	C ₂ H ₄ O ₄ P	813-78-5	126.048			dec 174	1.3225 ²⁰	1.408 ²⁵	vs H ₂ O, ace, EtOH
4110	Dimethyl hydrogen phosphite		C ₂ H ₄ O ₃ P	868-85-9	110.049			170.5	1.2002 ²⁰	1.4036 ²⁰	s EtOH, py; sl ctc
4111	1,2-Dimethyl-1H-imidazole		C ₆ H ₈ N ₂	1739-84-0	96.131			206	1.0051 ¹¹		vs H ₂ O, eth, EtOH
4112	2,4-Dimethyl-1H-imidazole		C ₆ H ₈ N ₂	930-62-1	96.131		92	267			
4113	5,5-Dimethyl-2,4-imidazolidinedione		C ₅ H ₈ N ₂ O ₂	77-71-4	128.130	pr (dil al)	178	sub			vs H ₂ O, EtOH, eth, ace, bz, chl; s DMSO
4114	1,1-Dimethylindan		C ₁₁ H ₁₄	4912-92-9	146.229			191	0.919 ²⁰	1.5135 ²⁵	
4115	1,3-Dimethyl-1H-indole		C ₁₀ H ₁₁ N	875-30-9	145.201	nd	142	258.5			s eth
4116	2,3-Dimethyl-1H-indole		C ₁₀ H ₁₁ N	91-55-4	145.201		107.5	287			
4117	N,N-Dimethyl-1H-indole-3-ethanamine	N,N-Dimethyltryptamine	C ₁₂ H ₁₆ N ₂	61-50-7	188.268		46				



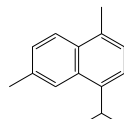
No.	Name	Synonym	Mol. Form.	CAS RN	Mol. Wt.	Physical Form	mp/°C	bp/°C	den/ g cm ⁻³	n _D	Solubility
4118	<i>N,N</i> -Dimethyl-1- <i>H</i> -indole-3-methanamine	Gramine	C ₁₁ H ₁₄ N ₂	87-52-5	174.242	nd or pl (ace)	138.5				i H ₂ O; s EtOH, eth, chl; i peth
4119	Dimethyl isophthalate		C ₁₀ H ₁₀ O ₄	1459-93-4	194.184	nd(dil al)	67.5	282	1.194 ²⁰	1.5168 ²⁰	sl H ₂ O
4120	1,4-Dimethyl-7-isopropylazulene	Guaiazulene	C ₁₅ H ₁₈	489-84-9	198.304	bl-viol pl (al)	31.5	167 ¹²	0.973 ²⁰		s EtOH, eth, AcOEt
4121	1,6-Dimethyl-4-isopropyl-naphthalene	Cadalene	C ₁₅ H ₁₈	483-78-3	198.304			294; 149 ¹⁰	0.9667 ²⁵	1.5785 ²⁵	vs oils
4122	2,4-Dimethyl-3-isopropylpentane		C ₁₀ H ₂₂	13475-79-1	142.282	liq	-81.7	157.1	0.7545 ²⁵	1.4246 ²⁰	
4123	3,5-Dimethylisoxazole		C ₅ H ₆ NO	300-87-8	97.116			143	0.99 ²⁵	1.4421 ²⁰	
4124	Dimethylmagnesium	Magnesium dimethyl	C ₂ H ₅ Mg	2999-74-8	54.374	solid	220 dec	subl			
4125	Dimethyl maleate	Methyl <i>cis</i> -butenedioate	C ₆ H ₈ O ₄	624-48-6	144.126	liq	-19	202	1.1606 ²⁰	1.4416 ²⁰	sl H ₂ O, lig; s eth, ctc
4126	Dimethyl malonate	Methyl malonate	C ₆ H ₈ O ₄	108-59-8	132.116	liq	-61.9	181.4	1.528 ²⁰	1.4135 ²⁰	sl H ₂ O; msc EtOH; vs ace, bz; s chl
4127	Dimethylmalonic acid	Dimethylpropanedioic acid	C ₆ H ₈ O ₄	595-46-0	132.116	pr (bz/peth)	192.5	subl			s hot H ₂ O
4128	Dimethyl mercury		C ₂ H ₆ Hg	593-74-8	230.66			93	3.17 ²⁵	1.5452 ²⁰	i H ₂ O; vs EtOH, eth
4129	Dimethyl <i>cis</i> -2-methyl-2-butenedioate	Dimethyl citraconate	C ₈ H ₁₀ O ₄	617-54-9	158.152			210.5	1.1153 ²⁰	1.4473 ²⁰	vs ace, eth, EtOH
4130	Dimethyl methylenesuccinate		C ₇ H ₁₀ O ₄	617-52-7	158.152	hyg mcl (MeOH)	38	208	1.1241 ¹⁸	1.4457 ²⁰	s EtOH, eth, MeOH; vs ace
4131	Dimethyl methylmalonate		C ₆ H ₁₀ O ₄	609-02-9	146.141			174	1.0977 ²⁰	1.4128 ²⁰	vs ace, eth, EtOH, chl
4132	Dimethyl methylphosphonate		C ₃ H ₇ O ₃ P	756-79-6	124.075			181; 79.5 ²⁰	1.1684 ²⁰	1.4099 ³⁰	s H ₂ O; EtOH, eth
4133	<i>trans</i> -2,2-Dimethyl-3-(2-methyl-1-propenyl)cyclopropanecarboxylic acid		C ₁₀ H ₁₆ O ₂	4638-92-0	168.233	pr	20.0	245			vs eth, EtOH, chl
4134	Dimethyl 2-methylsuccinate		C ₇ H ₁₂ O ₄	1604-11-1	160.168			196	1.076 ²⁵	1.4200 ²⁰	
4135	Dimethyl <i>p</i> -(methylthio)phenyl phosphate		C ₉ H ₁₃ O ₄ PS	3254-63-5	248.235	liq			1.273 ²¹		sl H ₂ O; s ace, EtOH, diox, ctc, xyl
4136	2,6-Dimethylmorpholine		C ₆ H ₁₃ NO	141-91-3	115.173	liq	-88	146.6	0.9329 ²⁰	1.4460 ²⁰	msc H ₂ O, EtOH, bz, lig; s ace; sl chl
4137	Dimethyl morpholinophosphoramidate	Dimethyl 4-morpholinylphosphonate	C ₆ H ₁₄ NO ₄ P	597-25-1	195.153	liq		96 ¹			
4138	1,2-Dimethylnaphthalene		C ₁₂ H ₁₂	573-98-8	156.223		0.8	266.5	1.0179 ²⁰	1.6166 ²⁰	i H ₂ O; s eth, bz
4139	1,3-Dimethylnaphthalene		C ₁₂ H ₁₂	575-41-7	156.223	liq	-6	263	1.0144 ²⁰	1.6140 ²⁰	i H ₂ O; s eth, bz
4140	1,4-Dimethylnaphthalene		C ₁₂ H ₁₂	571-58-4	156.223		7.6	268	1.0166 ²⁰	1.6127 ²⁰	i H ₂ O; vs EtOH; msc eth, ace, bz, ctc
4141	1,5-Dimethylnaphthalene		C ₁₂ H ₁₂	571-61-9	156.223		82	265			i H ₂ O; vs bz, eth
4142	1,6-Dimethylnaphthalene		C ₁₂ H ₁₂	575-43-9	156.223	liq	-16.9	264	1.0021 ²⁰	1.6166 ²⁰	i H ₂ O; s eth, bz
4143	1,7-Dimethylnaphthalene		C ₁₂ H ₁₂	575-37-1	156.223	liq	-13.9	263	1.0115 ²⁰	1.6083 ²⁰	i H ₂ O; s eth, bz
4144	1,8-Dimethylnaphthalene		C ₁₂ H ₁₂	569-41-5	156.223		65	270	1.003 ²⁰		i H ₂ O; s eth, bz
4145	2,3-Dimethylnaphthalene	Guajen	C ₁₂ H ₁₂	581-40-8	156.223	lf (al)	105	268	1.003 ²⁰	1.5060 ²⁰	i H ₂ O; vs bz, eth
4146	2,6-Dimethylnaphthalene		C ₁₂ H ₁₂	581-42-0	156.223		112	262	1.003 ²⁰		i H ₂ O
4147	2,7-Dimethylnaphthalene		C ₁₂ H ₁₂	582-16-1	156.223		97	265	1.003 ²⁰		
4148	<i>N,N</i> -Dimethyl-1-naphthylamine		C ₁₂ H ₁₃ N	86-56-6	171.238	viol flr cry		250; 140 ¹³	1.0423 ²⁰	1.624 ¹⁵	i H ₂ O; s EtOH, eth, ctc
4149	<i>N,N</i> -Dimethyl-2-naphthylamine		C ₁₂ H ₁₃ N	2436-85-3	171.238	dk red nd	52.5	305	1.0279 ²⁰	1.6443 ³³	i H ₂ O; s EtOH, eth
4150	<i>N,N</i> -Dimethyl-2-nitroaniline		C ₈ H ₁₀ N ₂ O ₂	610-17-3	166.177	ye-oran	-20	146 ²⁰	1.1794 ²⁰	1.6102 ²⁰	s H ₂ O, eth; vs EtOH, chl
4151	<i>N,N</i> -Dimethyl-3-nitroaniline		C ₈ H ₁₀ N ₂ O ₂	619-31-8	166.177	red mcl pr (eth)	60.5	282.5	1.313 ¹⁷		i H ₂ O; s EtOH, eth
4152	<i>N,N</i> -Dimethyl-4-nitroaniline		C ₈ H ₁₀ N ₂ O ₂	100-23-2	166.177	ye nd (al)	164.5				i H ₂ O; s EtOH, eth, HOAc
4153	1,2-Dimethyl-3-nitrobenzene		C ₈ H ₉ NO ₂	83-41-0	151.163	nd (al)	15	240	1.1402 ²⁰	1.5441 ²⁰	i H ₂ O; s EtOH, ctc
4154	1,2-Dimethyl-4-nitrobenzene	4-Nitro- <i>o</i> -xylene	C ₈ H ₉ NO ₂	99-51-4	151.163	ye pr (al)	30.5	251; 143 ²¹	1.112 ¹⁵	1.5202 ²⁰	i H ₂ O; msc EtOH
4155	1,3-Dimethyl-2-nitrobenzene		C ₈ H ₉ NO ₂	81-20-9	151.163		15	226	1.112 ¹⁵	1.5202 ²⁰	i H ₂ O; vs EtOH; s ctc
4156	1,3-Dimethyl-5-nitrobenzene		C ₈ H ₉ NO ₂	99-12-7	151.163	nd (al)	75	274			i H ₂ O; vs EtOH, eth
4157	1,4-Dimethyl-2-nitrobenzene		C ₈ H ₉ NO ₂	89-58-7	151.163	pa ye liq	-25	240.5	1.132 ¹⁵	1.5413 ²⁰	i H ₂ O; s EtOH
4158	2,4-Dimethyl-1-nitrobenzene		C ₈ H ₉ NO ₂	89-87-2	151.163		9	247; 122 ¹⁸	1.135 ¹⁵	1.5473 ²⁵	i H ₂ O; s eth, ace, bz, chl
4159	1,2-Dimethyl-5-nitro-1- <i>H</i> -imidazole	Dimetridazole	C ₅ H ₇ N ₃ O ₂	551-92-8	141.129	nd (w)	138.5				vs eth, EtOH
4160	<i>N,N</i> -Dimethyl-4-[2-(4-nitrophenyl)ethenyl]aniline		C ₁₆ H ₁₆ N ₂ O ₂	4584-57-0	268.310		258.3				

*N,N*-Dimethyl-1*H*-indole-3-methanamine

Dimethyl isophthalate



1,4-Dimethyl-7-isopropylazulene



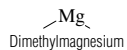
1,6-Dimethyl-4-isopropyl-naphthalene



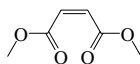
2,4-Dimethyl-3-isopropyl-pentane



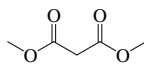
3,5-Dimethylisoxazole



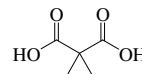
Dimethylmagnesium



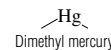
Dimethyl maleate



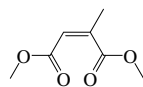
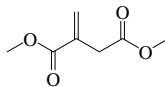
Dimethyl malonate



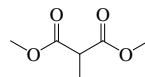
Dimethylmalonic acid



Dimethyl mercury

Dimethyl *cis*-2-methyl-2-butenedioate

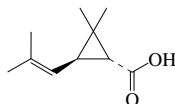
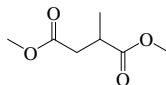
Dimethyl methylenesuccinate



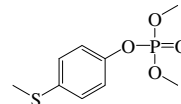
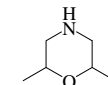
Dimethyl methylmalonate



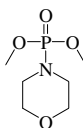
Dimethyl methylphosphonate

*trans*-2,2-Dimethyl-3-(2-methyl-1-propenyl)cyclopropanecarboxylic acid

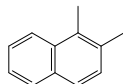
Dimethyl 2-methylsuccinate

Dimethyl *p*-(methylthio)phenyl phosphate

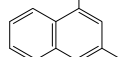
2,6-Dimethylmorpholine



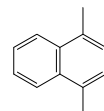
Dimethyl morpholinophosphoramidate



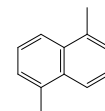
1,2-Dimethylnaphthalene



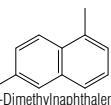
1,3-Dimethylnaphthalene



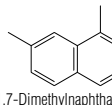
1,4-Dimethylnaphthalene



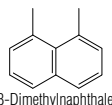
1,5-Dimethylnaphthalene



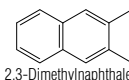
1,6-Dimethylnaphthalene



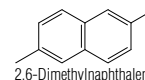
1,7-Dimethylnaphthalene



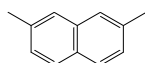
1,8-Dimethylnaphthalene



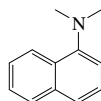
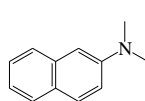
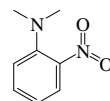
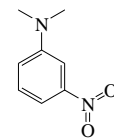
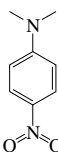
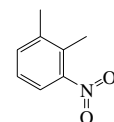
2,3-Dimethylnaphthalene



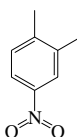
2,6-Dimethylnaphthalene



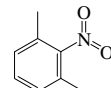
2,7-Dimethylnaphthalene

*N,N*-Dimethyl-1-naphthylamine*N,N*-Dimethyl-2-naphthylamine*N,N*-Dimethyl-2-nitroaniline*N,N*-Dimethyl-3-nitroaniline*N,N*-Dimethyl-4-nitroaniline

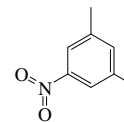
1,2-Dimethyl-3-nitrobenzene



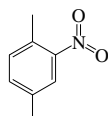
1,2-Dimethyl-4-nitrobenzene



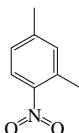
1,3-Dimethyl-2-nitrobenzene



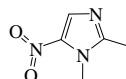
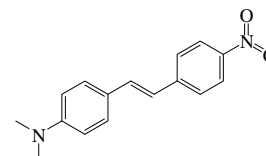
1,3-Dimethyl-5-nitrobenzene



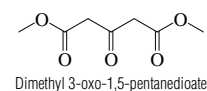
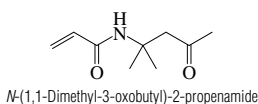
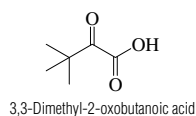
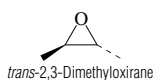
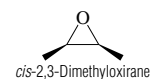
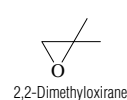
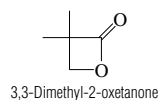
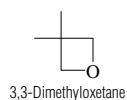
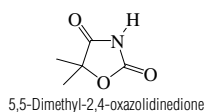
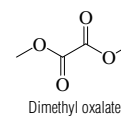
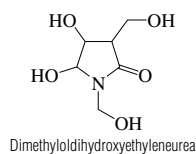
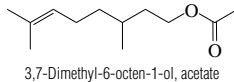
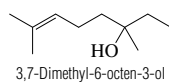
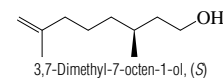
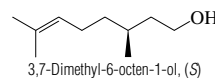
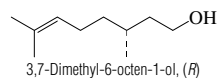
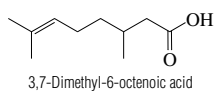
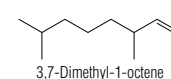
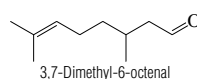
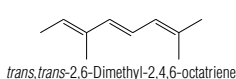
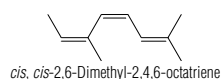
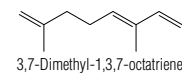
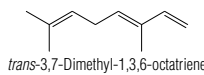
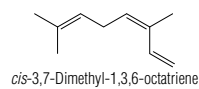
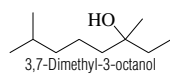
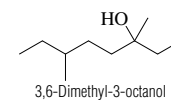
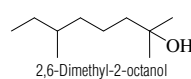
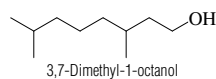
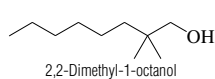
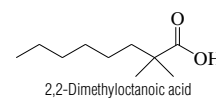
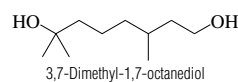
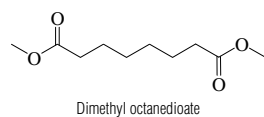
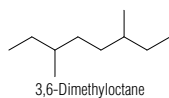
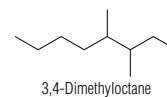
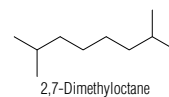
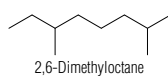
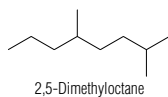
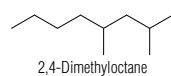
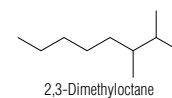
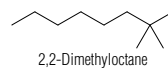
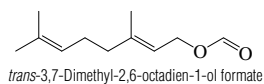
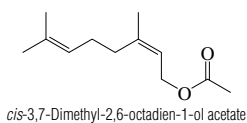
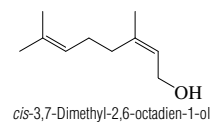
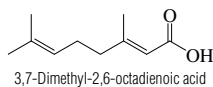
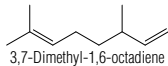
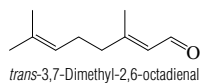
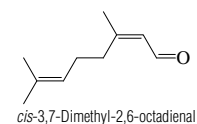
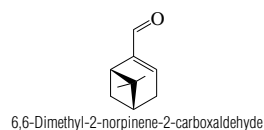
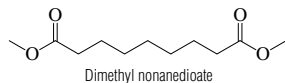
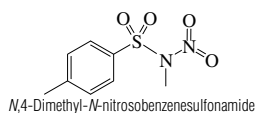
1,4-Dimethyl-2-nitrobenzene



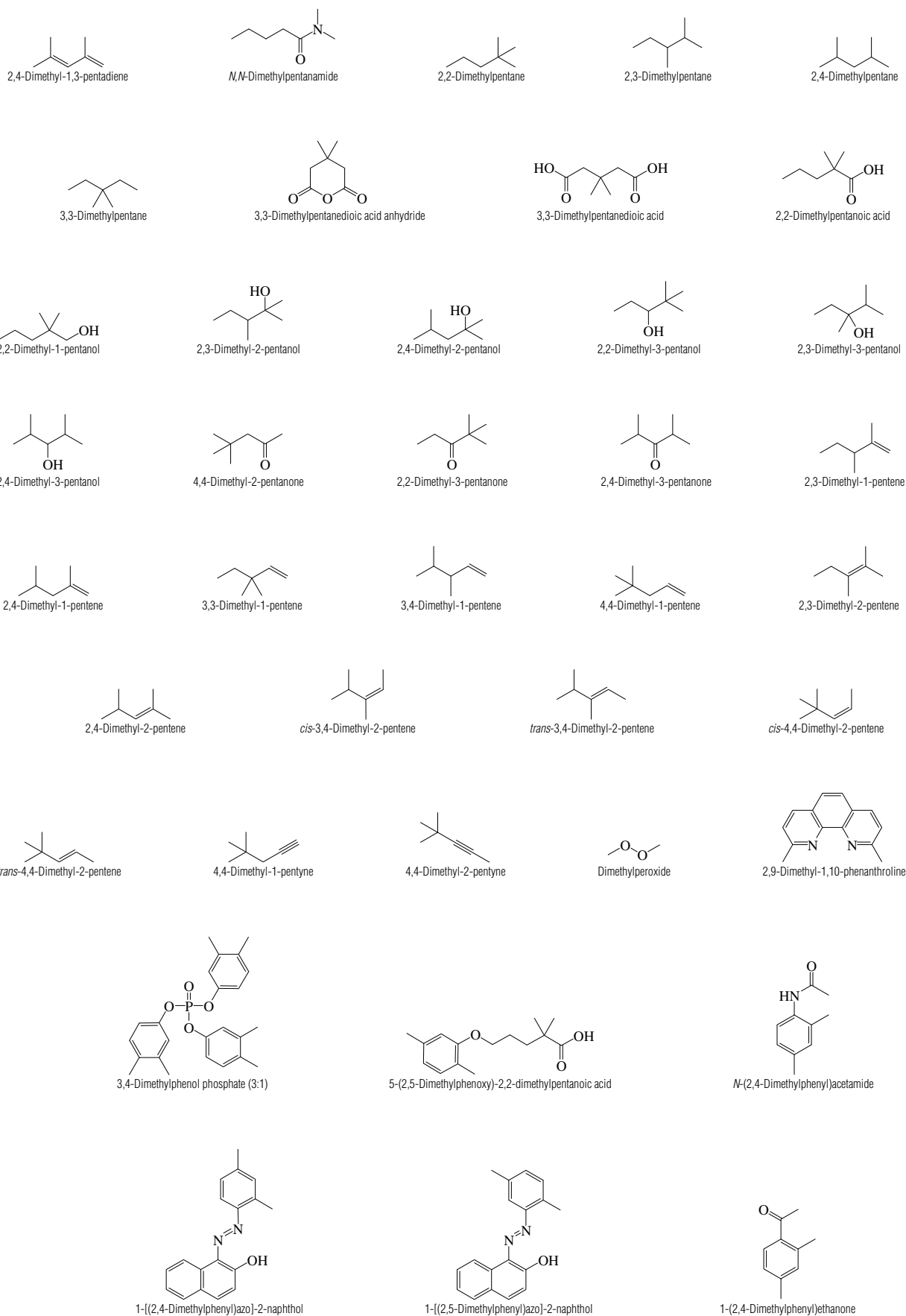
2,4-Dimethyl-1-nitrobenzene

1,2-Dimethyl-5-nitro-1*H*-imidazole*N,N*-Dimethyl-4-[2-(4-nitrophenyl)ethenyl]aniline

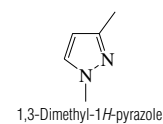
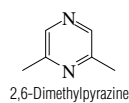
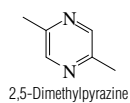
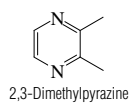
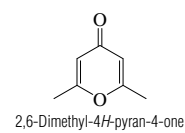
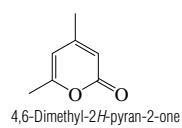
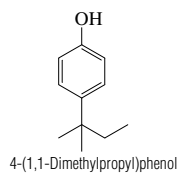
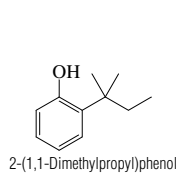
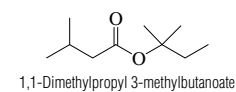
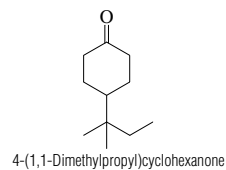
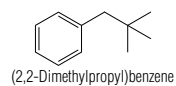
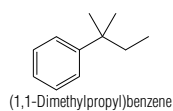
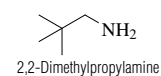
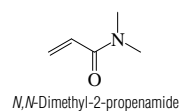
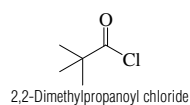
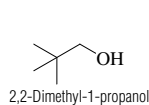
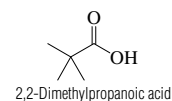
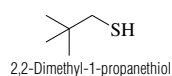
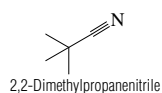
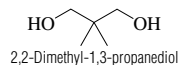
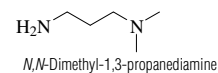
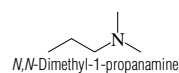
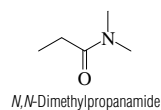
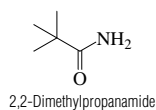
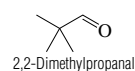
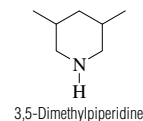
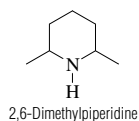
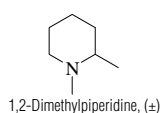
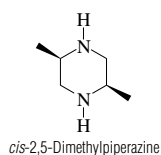
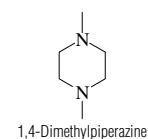
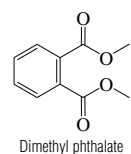
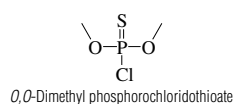
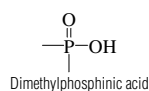
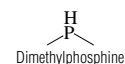
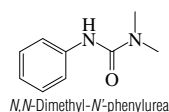
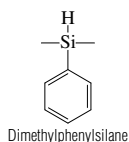
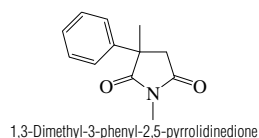
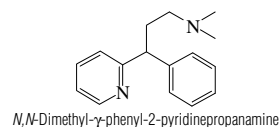
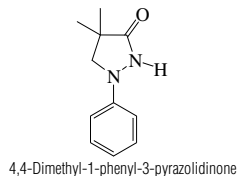
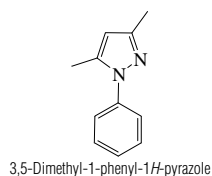
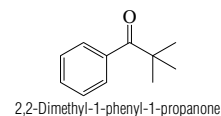
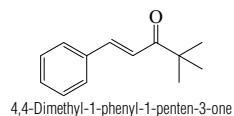
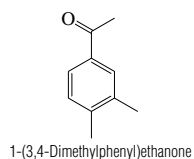
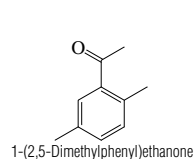
No.	Name	Synonym	Mol. Form.	CAS RN	Mol. Wt.	Physical Form	mp/°C	bp/°C	den/ g cm ⁻³	n _D	Solubility
4161	<i>N,N</i> -Dimethyl- <i>N</i> -nitrosobenzenesulfonamide	<i>p</i> -Tolylsulfonilylmethylnitrosamide	C ₈ H ₁₀ N ₂ O ₃ S	80-11-5	214.241	cry	60				i H ₂ O; vs EtOH, eth
4162	Dimethyl nonanedioate	Methyl azelate	C ₁₁ H ₂₀ O ₄	1732-10-1	216.275		-0.8	156 ²⁰	1.0082 ²⁰	1.4367 ²⁰	i H ₂ O; s EtOH, ace, bz, ctc
4163	6,6-Dimethyl-2-norpinene-2-carboxaldehyde	Myrtenal	C ₁₀ H ₁₄ O	564-94-3	150.217	unstab oil		99 ¹⁵			
4164	<i>cis</i> -3,7-Dimethyl-2,6-octadienal		C ₁₀ H ₁₆ O	106-26-3	152.233			120 ²⁰	0.8869 ²⁰	1.4869 ²⁰	i H ₂ O; msc EtOH, eth
4165	<i>trans</i> -3,7-Dimethyl-2,6-octadienal		C ₁₀ H ₁₆ O	141-27-5	152.233			229	0.8888 ²⁰	1.4898 ²⁰	i H ₂ O; msc EtOH, eth
4166	3,7-Dimethyl-1,6-octadiene	Citronellene	C ₁₀ H ₁₈	2436-90-0	138.250				0.7601 ²⁰	1.4362 ²⁰	
4167	3,7-Dimethyl-2,6-octadienoic acid	Geranic acid	C ₁₀ H ₁₆ O ₂	459-80-3	168.233	oil					
4168	<i>cis</i> -3,7-Dimethyl-2,6-octadien-1-ol	Nerol	C ₁₀ H ₁₈ O	106-25-2	154.249		<-15	225; 125 ²⁵	0.8756 ²⁰	1.4746 ²⁰	vs EtOH
4169	<i>cis</i> -3,7-Dimethyl-2,6-octadien-1-ol acetate		C ₁₂ H ₂₀ O ₂	141-12-8	196.286			134 ²⁵ , 93 ³	0.905 ¹⁵	1.452 ²⁰	
4170	<i>trans</i> -3,7-Dimethyl-2,6-octadien-1-ol formate		C ₁₁ H ₁₈ O ₂	105-86-2	182.260			dec 229; 113 ²⁵	0.9086 ²⁵	1.4659 ²⁰	i H ₂ O; vs EtOH; s eth, ace
4171	2,2-Dimethyloctane		C ₁₀ H ₂₂	15869-87-1	142.282			155	0.7208 ²⁵	1.4082 ²⁰	
4172	2,3-Dimethyloctane		C ₁₀ H ₂₂	7146-60-3	142.282			164.3	0.7377 ²⁰	1.4146 ²⁰	
4173	2,4-Dimethyloctane		C ₁₀ H ₂₂	4032-94-4	142.282			156	0.7226 ²⁵	1.4091 ²⁰	
4174	2,5-Dimethyloctane		C ₁₀ H ₂₂	15869-89-3	142.282			158.5	0.7264 ²⁵	1.4112 ²⁰	
4175	2,6-Dimethyloctane		C ₁₀ H ₂₂	2051-30-1	142.282			160.4	0.7313 ²⁰	1.4097 ²⁰	
4176	2,7-Dimethyloctane		C ₁₀ H ₂₂	1072-16-8	142.282	liq	-54.9	159.9	0.7202 ²⁵	1.4086 ²⁰	s eth, HOAc
4177	3,4-Dimethyloctane		C ₁₀ H ₂₂	15869-92-8	142.282			163.4	0.7410 ²⁵	1.4182 ²⁰	
4178	3,6-Dimethyloctane		C ₁₀ H ₂₂	15869-94-0	142.282			160.8	0.7324 ²⁵	1.4139 ²⁰	
4179	Dimethyl octanedioate	Dimethyl suberate	C ₁₀ H ₁₆ O ₄	1732-09-8	202.248	liq	-1.6	268	1.0217 ²⁰	1.4341 ²⁰	i H ₂ O; s EtOH, eth, ace; sl ctc
4180	3,7-Dimethyl-1,7-octanediol		C ₁₀ H ₂₂ O ₂	107-74-4	174.281			265	0.937 ²⁰	1.4599 ²⁰	sl bz, tol
4181	2,2-Dimethyloctanoic acid		C ₁₀ H ₂₀ O ₂	29662-90-6	172.265			140 ¹³			
4182	2,2-Dimethyl-1-octanol		C ₁₀ H ₂₂ O	2370-14-1	158.281	liq		97	0.84 ²⁰		
4183	3,7-Dimethyl-1-octanol		C ₁₀ H ₂₂ O	106-21-8	158.281			212.5	0.832 ²⁵	1.438 ²⁵	s eth
4184	2,6-Dimethyl-2-octanol	Tetrahydromyrcenol	C ₁₀ H ₂₂ O	18479-57-7	158.281			80.5 ¹⁰	0.8023 ²⁵	1.422 ²⁵	
4185	3,6-Dimethyl-3-octanol		C ₁₀ H ₂₂ O	151-19-9	158.281	liq	-67.5	202.2	0.8347 ²²	1.4370 ²⁰	
4186	3,7-Dimethyl-3-octanol		C ₁₀ H ₂₂ O	78-69-3	158.281			205.1	0.826 ²⁵	1.433 ²⁵	
4187	<i>cis</i> -3,7-Dimethyl-1,3,6-octatriene	<i>cis</i> -β-Ocimene	C ₁₀ H ₁₆	3338-55-4	136.234				0.799 ²⁰		
4188	<i>trans</i> -3,7-Dimethyl-1,3,6-octatriene	<i>trans</i> -β-Ocimene	C ₁₀ H ₁₆	3779-61-1	136.234				0.799 ²⁰		
4189	3,7-Dimethyl-1,3,7-octatriene	α-Ocimene	C ₁₀ H ₁₆	502-99-8	136.234			dec 177	0.8000 ²⁰	1.4862 ²⁰	i H ₂ O; s EtOH, eth, chl, HOAc
4190	<i>cis</i> , <i>cis</i> -2,6-Dimethyl-2,4,6-octatriene	<i>cis</i> - <i>allo</i> -Ocimene	C ₁₀ H ₁₆	17202-20-9	136.234	liq					
4191	<i>trans</i> , <i>trans</i> -2,6-Dimethyl-2,4,6-octatriene	<i>trans</i> - <i>allo</i> -Ocimene	C ₁₀ H ₁₆	3016-19-1	136.234	liq	-35.4	188; 91 ²⁰	0.8118 ²⁰	1.5446 ²⁰	
4192	3,7-Dimethyl-6-octenal	Citronellal	C ₁₀ H ₁₈ O	106-23-0	154.249	nd or orth cry		207.5	0.853 ²⁰	1.4473 ²⁰	sl H ₂ O; s EtOH
4193	3,7-Dimethyl-1-octene		C ₁₀ H ₂₀	4984-01-4	140.266	col liq		154	0.7396 ²⁰	1.4212 ²⁰	
4194	3,7-Dimethyl-6-octenoic acid	Citronellic acid	C ₁₀ H ₁₆ O ₂	502-47-6	170.249			257; 157 ²³	0.9234 ²¹		
4195	3,7-Dimethyl-6-octen-1-ol, (<i>R</i>)	Citronellol, (+)	C ₁₀ H ₂₀ O	1117-61-9	156.265	oil		224; 108 ¹⁰	0.8550 ²⁰	1.4565 ²⁰	sl H ₂ O; msc EtOH, eth
4196	3,7-Dimethyl-6-octen-1-ol, (<i>S</i>)	Citronellol, (-)	C ₁₀ H ₂₀ O	7540-51-4	156.265	oil		224; 108 ¹⁰	0.859 ¹⁸	1.4576 ¹⁸	vs eth, EtOH
4197	3,7-Dimethyl-7-octen-1-ol, (<i>S</i>)	Rhodinol	C ₁₀ H ₂₀ O	6812-78-8	156.265			114 ¹²	0.8549 ²⁰	1.4556 ²⁰	vs eth, EtOH
4198	3,7-Dimethyl-6-octen-3-ol		C ₁₀ H ₂₀ O	18479-51-1	156.265			94 ¹⁴	0.8695 ¹⁵	1.4569 ¹⁵	
4199	3,7-Dimethyl-6-octen-1-ol, acetate	Citronellol acetate	C ₁₂ H ₂₂ O ₂	150-84-5	198.302			115 ¹⁰			
4200	Dimethyloldihydroxyethyleneurea	4,5-Dihydroxy-1,3-bis(hydroxymethyl)-2-imidazolidinone	C ₅ H ₁₀ N ₂ O ₅	1854-26-8	178.143	hyg cry					
4201	Dimethyl oxalate		C ₄ H ₆ O ₄	553-90-2	118.089	mcl tab	54.8	163.5	1.1716 ⁶⁰	1.379 ⁸²	sl H ₂ O; s EtOH, eth, ace, chl
4202	5,5-Dimethyl-2,4-oxazolidinedione	Dimethadione	C ₆ H ₈ NO ₃	695-53-4	129.115			76.5			
4203	3,3-Dimethyloxetane		C ₆ H ₁₀ O	6921-35-3	86.132			80.6	0.834 ²⁵	1.3965 ²⁰	
4204	3,3-Dimethyl-2-oxetanone		C ₆ H ₁₀ O ₂	1955-45-9	100.117			58 ¹⁵			
4205	2,2-Dimethyloxirane	2-Methyl-1,2-epoxypropane	C ₄ H ₈ O	558-30-5	72.106			52	0.8112 ²⁰	1.3712 ²²	s EtOH, eth
4206	<i>cis</i> -2,3-Dimethyloxirane		C ₄ H ₈ O	1758-33-4	72.106	liq	-80	60	0.8226 ²⁵	1.3802 ²⁰	vs eth, ace, bz
4207	<i>trans</i> -2,3-Dimethyloxirane		C ₄ H ₈ O	6189-41-9	72.106	liq	-85	56.5	0.8010 ²⁵	1.3736 ²⁰	vs eth, ace, bz
4208	3,3-Dimethyl-2-oxobutanoic acid		C ₆ H ₁₀ O ₃	815-17-8	130.141			90.5	189; 80 ¹⁵		sl H ₂ O; s eth, bz, chl, CS ₂
4209	<i>N</i> -(1,1-Dimethyl-3-oxobutyl)-2-propenamide	Diacetone acrylamide	C ₉ H ₁₅ NO ₂	2873-97-4	169.221						s chl
4210	Dimethyl 3-oxo-1,5-pentanedioate	Dimethyl 1,3-acetonedicarboxylate	C ₇ H ₁₀ O ₅	1830-54-2	174.151			150 ²⁵ , 77 ^{0.6}	1.185 ²⁵	1.4434 ²⁰	



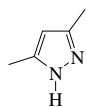
No.	Name	Synonym	Mol. Form.	CAS RN	Mol. Wt.	Physical Form	mp/°C	bp/°C	den/ g cm ⁻³	n _D	Solubility
4211	2,4-Dimethyl-1,3-pentadiene		C ₇ H ₁₂	1000-86-8	96.170	liq	-114	93.2	0.7343 ²³	1.4390 ²³	
4212	<i>N,N</i> -Dimethylpentanamide		C ₇ H ₁₅ NO	6225-06-5	129.200		-51	141 ¹⁰⁰	0.8962 ²⁵	1.4419 ²⁵	vs H ₂ O, eth, EtOH
4213	2,2-Dimethylpentane		C ₇ H ₁₆	590-35-2	100.202	liq	-123.7	79.2	0.6739 ²⁰	1.3822 ²⁰	i H ₂ O; s EtOH, eth; msc ace, bz, hp, chl
4214	2,3-Dimethylpentane		C ₇ H ₁₆	565-59-3	100.202			89.78	0.6908 ²⁵	1.3894 ²⁵	i H ₂ O; s EtOH, eth; msc ace, bz, chl
4215	2,4-Dimethylpentane		C ₇ H ₁₆	108-08-7	100.202	liq	-119.2	80.49	0.6727 ²⁰	1.3815 ²⁰	i H ₂ O; s EtOH, eth; msc ace, bz, chl, hp
4216	3,3-Dimethylpentane		C ₇ H ₁₆	562-49-2	100.202	liq	-134.4	86.06	0.6936 ²⁰	1.3909 ²⁰	i H ₂ O; s EtOH, eth; msc ace, bz, hp, chl
4217	3,3-Dimethylpentanedioic acid anhydride	Dihydro-4,4-dimethyl-2 <i>H</i> -pyran-2,6(3 <i>H</i>)-dione	C ₇ H ₁₀ O ₃	4160-82-1	142.152		125.8	181 ²⁵ , 156 ²⁰			
4218	3,3-Dimethylpentanedioic acid		C ₇ H ₁₂ O ₄	4839-46-7	160.168	mcl pl, nd (bz)	103.5	126 ⁴¹⁵ , 89 ²	1.4278 ²⁰		vs H ₂ O, EtOH, eth; sl bz; i lig
4219	2,2-Dimethylpentanoic acid		C ₇ H ₁₄ O ₂	1185-39-3	130.185	liq		98 ^a	0.9189 ²⁰		
4220	2,2-Dimethyl-1-pentanol		C ₇ H ₁₆ O	2370-12-9	116.201						s chl
4221	2,3-Dimethyl-2-pentanol		C ₇ H ₁₆ O	4911-70-0	116.201				0.804 ²⁰		sl H ₂ O
4222	2,4-Dimethyl-2-pentanol		C ₇ H ₁₆ O	625-06-9	116.201		<-20	133.1	0.8103 ²⁰	1.4172 ²⁰	sl H ₂ O; s EtOH, eth, ctc
4223	2,2-Dimethyl-3-pentanol		C ₇ H ₁₆ O	3970-62-5	116.201	liq	-2.5	135	0.8253 ²⁰	1.4223 ²⁰	i H ₂ O; s EtOH, eth
4224	2,3-Dimethyl-3-pentanol		C ₇ H ₁₆ O	595-41-5	116.201		<-30	139.7	0.833 ²⁰	1.4287 ²⁰	sl H ₂ O, bz; s EtOH, eth
4225	2,4-Dimethyl-3-pentanol		C ₇ H ₁₆ O	600-36-2	116.201		<-70	138.7	0.8288 ²⁰	1.4250 ²⁰	sl H ₂ O; s EtOH, eth
4226	4,4-Dimethyl-2-pentanone		C ₇ H ₁₄ O	590-50-1	114.185	liq	-64	126	0.809 ²⁵	1.4036 ²⁰	
4227	2,2-Dimethyl-3-pentanone		C ₇ H ₁₄ O	564-04-5	114.185	liq	-45	125.6	0.8125 ²⁰	1.4065 ²⁰	sl H ₂ O; s EtOH, eth, ace, chl
4228	2,4-Dimethyl-3-pentanone	Diisopropyl ketone	C ₇ H ₁₄ O	565-80-0	114.185	liq	-69	125.4	0.8108 ²⁰	1.3999 ²⁰	sl H ₂ O; msc EtOH, eth; s bz; sl ctc
4229	2,3-Dimethyl-1-pentene		C ₇ H ₁₄	3404-72-6	98.186	liq	-134.3	84.3	0.7051 ²⁰	1.4033 ²⁰	i H ₂ O; msc EtOH, eth; vs dil sulf
4230	2,4-Dimethyl-1-pentene		C ₇ H ₁₄	2213-32-3	98.186	liq	-124.1	81.6	0.6943 ²⁰	1.3986 ²⁰	i H ₂ O; msc EtOH, eth; s bz, ctc, chl
4231	3,3-Dimethyl-1-pentene		C ₇ H ₁₄	3404-73-7	98.186	liq	-134.3	77.5	0.6974 ²⁰	1.3984 ²⁰	i H ₂ O; msc EtOH, eth; s bz, chl
4232	3,4-Dimethyl-1-pentene		C ₇ H ₁₄	7385-78-6	98.186			80.8	0.6934 ²⁵	1.3992 ²⁰	
4233	4,4-Dimethyl-1-pentene		C ₇ H ₁₄	762-62-9	98.186	liq	-136.6	72.5	0.6827 ²⁰	1.3818 ²⁰	i H ₂ O; msc EtOH, eth; s bz, ctc, chl
4234	2,3-Dimethyl-2-pentene		C ₇ H ₁₄	10574-37-5	98.186	liq	-118.3	97.5	0.7277 ²⁰	1.4208 ²⁰	i H ₂ O; s EtOH, eth, bz, chl
4235	2,4-Dimethyl-2-pentene		C ₇ H ₁₄	625-65-0	98.186	liq	-127.7	83.4	0.6954 ²⁰	1.4040 ²⁰	i H ₂ O; s EtOH, eth, bz, ctc
4236	<i>cis</i> -3,4-Dimethyl-2-pentene		C ₇ H ₁₄	4914-91-4	98.186	liq	-113.4	89.3	0.7092 ²⁵	1.4104 ²⁰	
4237	<i>trans</i> -3,4-Dimethyl-2-pentene		C ₇ H ₁₄	4914-92-5	98.186	liq	-124.2	91.5	0.7124 ²⁵	1.4128 ²⁰	
4238	<i>cis</i> -4,4-Dimethyl-2-pentene		C ₇ H ₁₄	762-63-0	98.186	liq	-135.4	80.4	0.6951 ²⁵	1.4026 ²⁰	
4239	<i>trans</i> -4,4-Dimethyl-2-pentene		C ₇ H ₁₄	690-08-4	98.186	liq	-115.2	76.7	0.6889 ²⁰	1.3982 ²⁰	i H ₂ O; s EtOH, eth, bz, chl
4240	4,4-Dimethyl-1-pentyne		C ₇ H ₁₂	13361-63-2	96.170	liq	-75.7	76.1	0.7142 ²⁰	1.3983 ²⁰	vs bz, eth, chl
4241	4,4-Dimethyl-2-pentyne		C ₇ H ₁₂	999-78-0	96.170	liq	-82.4	83	0.7176 ²⁰	1.4071 ²⁰	i H ₂ O; s eth, bz, chl; sl ctc
4242	Dimethylperoxide		C ₂ H ₆ O ₂	690-02-8	62.068	vol liq or gas	-100	14	0.8677 ⁹	1.3503 ⁹	sl EtOH, eth; s tol, HOAc
4243	2,9-Dimethyl-1,10-phenanthroline	Neocuproine	C ₁₄ H ₁₂ N ₂	484-11-7	208.258	cry, 1/2w (w, lig)	159.5				
4244	3,4-Dimethylphenol phosphate (3:1)		C ₂₄ H ₂₇ O ₄ P	3862-11-1	410.442		72	261 ⁷			i H ₂ O; sl EtOH, chl, hx; s bz
4245	5-(2,5-Dimethylphenoxy)-2,2-dimethylpentanoic acid	Gemfibrozil	C ₁₅ H ₂₂ O ₃	25812-30-0	250.334	cry	62	159 ⁰²			
4246	<i>N</i> -(2,4-Dimethylphenyl)acetamide		C ₁₀ H ₁₃ NO	2050-43-3	163.216	nd (al)	129.3	170 ¹⁰			vs EtOH, chl
4247	1-[(2,4-Dimethylphenyl)azo]-2-naphthol	1-(2,4-Xylylazo)-2-naphthol	C ₁₈ H ₁₆ N ₂ O	3118-97-6	276.332	red nd (al)	166				vs eth, EtOH
4248	1-[(2,5-Dimethylphenyl)azo]-2-naphthol	1-(2,5-Xylylazo)-2-naphthol	C ₁₈ H ₁₆ N ₂ O	85-82-5	276.332	nd (al)	153				
4249	1-(2,4-Dimethylphenyl)ethanone	2,4-Dimethylacetophenone	C ₁₀ H ₁₂ O	89-74-7	148.201			228	1.0121 ¹⁵	1.5340 ²⁰	vs eth, EtOH



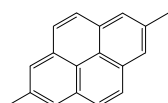
No.	Name	Synonym	Mol. Form.	CAS RN	Mol. Wt.	Physical Form	mp/°C	bp/°C	den/ g cm ⁻³	n _D	Solubility
4250	1-(2,5-Dimethylphenyl)ethanone	2,5-Dimethylacetophenone	C ₁₀ H ₁₂ O	2142-73-6	148.201	liq	-18.1	232.5	0.9963 ¹⁹	1.5291 ²⁰	i H ₂ O; vs EtOH, eth, bz, CS ₂
4251	1-(3,4-Dimethylphenyl)ethanone	3,4-Dimethylacetophenone	C ₁₀ H ₁₂ O	3637-01-2	148.201	liq	-1.5	246.5	1.0090 ¹⁴	1.5413 ¹⁵	i H ₂ O; vs EtOH, eth, bz; s ctc, HOAc
4252	4,4-Dimethyl-1-phenyl-1-penten-3-one		C ₁₃ H ₁₆ O	538-44-3	188.265		43	154 ²⁵	0.9508 ¹⁶	1.5523 ²⁵	
4253	2,2-Dimethyl-1-phenyl-1-propanone		C ₁₁ H ₁₄ O	938-16-9	162.228			220	0.9632 ²⁶	1.5086 ¹⁹	s ace
4254	3,5-Dimethyl-1-phenyl-1H-pyrazole		C ₁₁ H ₁₂ N ₂	1131-16-4	172.226			272; 145 ^{12,5}	1.0566 ²⁰	1.5738 ¹⁹	vs eth, EtOH, chl
4255	4,4-Dimethyl-1-phenyl-3-pyrazolidinone	4,4-Dimethylphenidone	C ₁₁ H ₁₄ N ₂ O	2654-58-2	190.241		176				
4256	N,N-Dimethyl-γ-phenyl-2-pyridinepropanamine	Pheniramine	C ₁₆ H ₂₀ N ₂	86-21-5	240.343			181 ¹³ ; 135 ^{0,5}	1.0081 ²⁵	1.5519 ²⁵	vs bz, eth, EtOH, chl
4257	1,3-Dimethyl-3-phenyl-2,5-pyrrolidinedione	Methsuximide	C ₁₂ H ₁₃ NO ₂	77-41-8	203.237		52.5	121 ^{0,1}			
4258	Dimethylphenylsilane		C ₈ H ₁₂ Si	766-77-8	136.267			156.5	0.8891 ²⁰	1.4995 ²⁰	i H ₂ O
4259	N,N-Dimethyl-N'-phenylurea	Fenuron	C ₉ H ₁₂ N ₂ O	101-42-8	164.203	cry (hx)	132				
4260	Dimethylphosphine		C ₂ H ₂ P	676-59-5	62.051	vol liq or gas		25			i H ₂ O; s EtOH, eth
4261	Dimethylphosphinic acid		C ₂ H ₂ O ₂ P	3283-12-3	94.050	cry (bz)	92	377			vs H ₂ O, EtOH, eth; s bz
4262	O,O-Dimethyl phosphorochlorodithioate	Dimethyl chlorothiophosphate	C ₂ H ₆ ClO ₂ PS	2524-03-0	160.560	hyg liq		68 ¹²	1.322	1.4820 ²⁰	
4263	Dimethyl phthalate		C ₁₀ H ₁₀ O ₄	131-11-3	194.184	pa ye	5.5	283.7	1.1905 ²⁰	1.5138 ²⁰	i H ₂ O; msc EtOH, eth; s bz; sl ctc
4264	1,4-Dimethylpiperazine		C ₆ H ₁₄ N ₂	106-58-1	114.188	liq	-0.59	131	0.8600 ²⁰	1.4474 ²⁰	vs H ₂ O, EtOH, eth
4265	cis-2,5-Dimethylpiperazine		C ₆ H ₁₄ N ₂	6284-84-0	114.188	orth bipym nd or pr (chl)	114	162		1.4720 ²⁰	vs H ₂ O, EtOH, chl; sl eth, bz
4266	1,2-Dimethylpiperidine, (±)		C ₇ H ₁₅ N	2512-81-4	113.201			127.5	0.824 ¹⁵	1.4395 ²⁰	vs H ₂ O, eth, EtOH
4267	2,6-Dimethylpiperidine		C ₇ H ₁₅ N	504-03-0	113.201			127	0.8158 ²⁵	1.4377 ²⁰	msc H ₂ O, EtOH, eth; sl ctc; s acid
4268	3,5-Dimethylpiperidine	3,5-Lupetidine	C ₇ H ₁₅ N	35794-11-7	113.201			144	0.853 ²⁵	1.4454 ²⁰	
4269	2,2-Dimethylpropanal	Pivaldehyde	C ₅ H ₁₀ O	630-19-3	86.132		6	77.5	0.7923 ¹⁷	1.3791 ²⁰	s EtOH, eth
4270	2,2-Dimethylpropanamide		C ₅ H ₁₁ NO	754-10-9	101.147						s tfa
4271	N,N-Dimethylpropanamide		C ₅ H ₁₁ NO	758-96-3	101.147	liq	-45	175	0.9269 ²⁰		
4272	N,N-Dimethyl-1-propanamine	Dimethylpropylamine	C ₅ H ₁₃ N	926-63-6	87.164			66	0.7152 ²⁰	1.3860 ²⁰	vs bz, eth, EtOH
4273	N,N-Dimethyl-1,3-propanediamine		C ₅ H ₁₄ N ₂	109-55-7	102.178			132	0.8272 ²⁰		
4274	2,2-Dimethyl-1,3-propanediol	Neopentyl glycol	C ₅ H ₁₂ O ₂	126-30-7	104.148	nd (bz)	129.13	208			s H ₂ O, bz, chl; vs EtOH, eth
4275	2,2-Dimethylpropanenitrile	tert-Butyl cyanide	C ₅ H ₉ N	630-18-2	83.132		15	106.1	0.7586 ²⁵	1.3774 ²⁰	
4276	2,2-Dimethyl-1-propanethiol	Neopentyl mercaptan	C ₅ H ₁₂ S	1679-08-9	104.214	liq		103.7			
4277	2,2-Dimethylpropanoic acid	Trimethylacetic acid	C ₅ H ₁₀ O ₂	75-98-9	102.132	nd	35	164	0.905 ⁵⁰	1.3931 ³⁰	sl H ₂ O; vs EtOH, eth
4278	2,2-Dimethyl-1-propanol	Neopentyl alcohol	C ₅ H ₁₂ O	75-84-3	88.148		52.5	113.5	0.812 ²⁰		sl H ₂ O; vs EtOH, eth; s ctc
4279	2,2-Dimethylpropanoyl chloride	Pivalic acid chloride	C ₅ H ₉ ClO	3282-30-2	120.577			107	1.003 ²⁰	1.4139 ²⁰	vs eth
4280	N,N-Dimethyl-2-propanamide	N,N-Dimethylacrylamide	C ₅ H ₉ NO	2680-03-7	99.131	liq		81 ²⁰	0.962 ²⁵	1.4730 ²⁰	
4281	2,2-Dimethylpropylamine	2,2-Dimethyl-1-propanamine	C ₅ H ₁₃ N	5813-64-9	87.164			82	0.7455 ²⁰	1.4023 ²⁰	vs eth
4282	(1,1-Dimethylpropyl)benzene		C ₁₁ H ₁₆	2049-95-8	148.245			192.4	0.8748 ²⁰	1.4958 ²⁰	
4283	(2,2-Dimethylpropyl)benzene		C ₁₁ H ₁₆	1007-26-7	148.245			185	0.8581 ¹⁸	1.4884 ¹⁸	
4284	4-(1,1-Dimethylpropyl)cyclohexanone		C ₁₁ H ₂₀ O	16587-71-6	168.276		96	125 ¹⁶ ; 109 ¹¹	0.920 ²⁵	1.4677 ²⁰	
4285	1,1-Dimethylpropyl 3-methylbutanoate	tert-Pentyl isopentanoate	C ₁₀ H ₂₀ O ₂	542-37-0	172.265			173.5	0.8729 ⁰		vs EtOH
4286	2-(1,1-Dimethylpropyl)phenol		C ₁₁ H ₁₆ O	3279-27-4	164.244						sl ctc
4287	4-(1,1-Dimethylpropyl)phenol	p-tert-Pentylphenol	C ₁₁ H ₁₆ O	80-46-6	164.244		95	262.5			
4288	4,6-Dimethyl-2H-pyran-2-one		C ₇ H ₈ O ₂	675-09-2	124.138	lf (eth)	51.5	245			vs H ₂ O, eth, EtOH
4289	2,6-Dimethyl-4H-pyran-4-one		C ₇ H ₈ O ₂	1004-36-0	124.138	pl, nd (sub)	132	251; 140 ²⁵	0.9953 ¹⁷		s H ₂ O, EtOH, eth, ace
4290	2,3-Dimethylpyrazine		C ₆ H ₈ N ₂	5910-89-4	108.141			156	1.0281 ⁰		s H ₂ O, EtOH, eth
4291	2,5-Dimethylpyrazine		C ₆ H ₈ N ₂	123-32-0	108.141		15	155	0.9887 ²⁰	1.4980 ²⁰	msc H ₂ O, EtOH, eth; s ace, chl
4292	2,6-Dimethylpyrazine		C ₆ H ₈ N ₂	108-50-9	108.141	pr	47.5	155.6	0.9647 ⁵⁰		s H ₂ O, EtOH, eth; sl ctc
4293	1,3-Dimethyl-1H-pyrazole		C ₅ H ₈ N ₂	694-48-4	96.131			137	0.9561 ¹⁷	1.4734 ¹⁵	vs H ₂ O



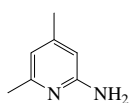
No.	Name	Synonym	Mol. Form.	CAS RN	Mol. Wt.	Physical Form	mp/°C	bp/°C	den/ g cm ⁻³	n _D	Solubility
4294	3,5-Dimethyl-1 <i>H</i> -pyrazole		C ₅ H ₈ N ₂	67-51-6	96.131	cry (peth, al)	107.5	218	0.8839 ¹⁶		s H ₂ O, ace; vs EtOH, eth, bz, MeOH
4295	2,7-Dimethylpyrene		C ₁₈ H ₁₄	15679-24-0	230.304		230				
4296	4,6-Dimethyl-2-pyridinamine		C ₇ H ₁₀ N ₂	5407-87-4	122.167		61	235			
4297	<i>N,N</i> -Dimethyl-2-pyridinamine		C ₇ H ₁₀ N ₂	5683-33-0	122.167		182	196	1.0149 ¹⁴	1.5663 ²⁰	s EtOH, eth, bz
4298	<i>N,N</i> -Dimethyl-4-pyridinamine		C ₇ H ₁₀ N ₂	1122-58-3	122.167	pl (eth)	114				vs H ₂ O, EtOH, bz, chl; s eth
4299	2,3-Dimethylpyridine	2,3-Lutidine	C ₇ H ₉ N	583-61-9	107.153			161.12	0.9319 ²⁵	1.5057 ²⁰	s H ₂ O, EtOH, eth
4300	2,4-Dimethylpyridine	2,4-Lutidine	C ₇ H ₉ N	108-47-4	107.153	liq	-64	158.38	0.9309 ²⁰	1.5010 ²⁰	vs H ₂ O, EtOH, eth; s ace
4301	2,5-Dimethylpyridine	2,5-Lutidine	C ₇ H ₉ N	589-93-5	107.153	liq	-16	156.98	0.9297 ²⁰	1.5006 ²⁰	sl H ₂ O; vs EtOH; msc eth; s ace
4302	2,6-Dimethylpyridine	2,6-Lutidine	C ₇ H ₉ N	108-48-5	107.153	liq	-6.1	144.01	0.9226 ²⁰	1.4953 ²⁰	msc H ₂ O; sl EtOH; s eth, ace, chl
4303	3,4-Dimethylpyridine	3,4-Lutidine	C ₇ H ₉ N	583-58-4	107.153	liq	-11	179.10	0.9281 ²⁰	1.5096 ²⁰	sl H ₂ O, ctc; s EtOH, eth, ace, chl
4304	3,5-Dimethylpyridine	3,5-Lutidine	C ₇ H ₉ N	591-22-0	107.153	liq	-6.6	171.84	0.9419 ²⁰	1.5061 ²⁰	s H ₂ O, EtOH, eth, ace; sl ctc
4305	2,6-Dimethylpyridine-1-oxide		C ₇ H ₉ NO	1073-23-0	123.152	hyg	35	133 ²²	1.073 ²⁵	1.5706 ²⁰	
4306	4,6-Dimethyl-2-pyrimidinamine		C ₆ H ₈ N ₃	767-15-7	123.155		153.5				s H ₂ O, EtOH, ace, bz; i eth; vs chl
4307	2,6-Dimethyl-4-pyrimidinamine	Kyanmethin	C ₆ H ₈ N ₃	461-98-3	123.155	nd (al), pl (bz)	183	sub			sl H ₂ O, EtOH, bz, chl
4308	4,6-Dimethylpyrimidine		C ₆ H ₈ N ₂	1558-17-4	108.141		25	159		1.4880 ²⁰	vs H ₂ O
4309	1,3-Dimethyl-2,4(1 <i>H</i> ,3 <i>H</i>)-pyrimidinedione		C ₆ H ₈ N ₂ O ₂	874-14-6	140.140		123.5				sl EtOH; s eth, chl
4310	2,4-Dimethylpyrrole		C ₆ H ₈ N	625-82-1	95.142	pa bl flr cry		168	0.9236 ²⁰	1.5048 ²⁰	sl H ₂ O; vs EtOH, eth, bz; s chl
4311	2,5-Dimethylpyrrole		C ₆ H ₈ N	625-84-3	95.142		6.5	171; 51 ⁴	0.9353 ²⁰	1.5036 ²⁰	i H ₂ O; vs EtOH, eth
4312	1,2-Dimethylpyrrolidine		C ₆ H ₁₃ N	765-48-0	99.174	oil		99	0.799 ²⁰		s H ₂ O
4313	2,4-Dimethylquinoline	4-Methylquinaldine	C ₁₁ H ₁₁ N	1198-37-4	157.212	orth pr (eth)		265	1.0611 ¹⁵	1.6075 ²⁰	sl H ₂ O, chl; vs EtOH, eth
4314	2,6-Dimethylquinoline		C ₁₁ H ₁₁ N	877-43-0	157.212	orth pr (eth)	60	266.5			sl H ₂ O, EtOH, eth, chl; vs bz
4315	2,7-Dimethylquinoline	<i>m</i> -Toluquinaldine	C ₁₁ H ₁₁ N	93-37-8	157.212		61	264.5			sl H ₂ O; s EtOH, eth, chl
4316	2,3-Dimethylquinoxaline		C ₁₀ H ₁₀ N ₂	2379-55-7	158.199	nd (w+3, ace)	106				s EtOH, eth, ace, bz, chl, acid
4317	Dimethyl sebacate		C ₁₂ H ₂₂ O ₄	106-79-6	230.301	lo pr	38	175 ²⁰ , 144 ⁵	0.9882 ²⁸	1.4355 ²⁸	i H ₂ O; s EtOH, eth, ace, ctc
4318	Dimethyl selenide	Methyl selenide	C ₂ H ₆ Se	593-79-3	109.03			57	1.4077 ¹⁵		vs eth, EtOH, chl
4319	Dimethylsilane	2-Silapropane	C ₂ H ₆ Si	1111-74-6	60.171	col gas	-150	-20	0.68 ⁸⁰		
4320	Dimethylstearylamine	Dymanthine	C ₂₀ H ₄₃ N	124-28-7	297.562		22.9				
4321	Dimethyl succinate		C ₆ H ₁₀ O ₄	106-65-0	146.141		19	196.4	1.1198 ²⁰	1.4197 ²⁰	sl H ₂ O, ctc; s EtOH, ace; vs eth
4322	Dimethylsulfamoyl chloride	Dimethylaminosulfonyl chloride	C ₂ H ₆ ClNO ₂ S	13360-57-1	143.593			80 ¹⁶			
4323	Dimethyl sulfate		C ₂ H ₆ O ₄ S	77-78-1	126.132		-27	dec 188; 76 ¹⁵	1.3322 ²⁰	1.3874 ²⁰	s H ₂ O, eth, bz, ctc; msc EtOH; i CS ₂
4324	Dimethyl sulfide		C ₂ H ₆ S	75-18-3	62.134	liq	-98.24	37.33	0.8483 ²⁰	1.4438 ²⁰	sl H ₂ O; s EtOH, eth
4325	Dimethyl sulfite		C ₂ H ₆ O ₃ S	616-42-2	110.132			126	1.2129 ²⁰	1.4083 ²⁰	s H ₂ O, EtOH, eth
4326	2,4-Dimethylsulfolane		C ₆ H ₁₂ O ₂ S	1003-78-7	148.223	liq	-1.5	281	1.1362 ²⁰	1.4732 ²⁰	vs lig
4327	Dimethyl sulfone		C ₂ H ₆ O ₂ S	67-71-0	94.133	pr	108.9	238	1.1700 ¹⁰	1.4226	s H ₂ O, EtOH, bz
4328	Dimethyl sulfoxide	DMSO	C ₂ H ₆ OS	67-68-5	78.133		17.89	189	1.1010 ²⁵	1.4793 ²⁰	s H ₂ O, EtOH, eth, ace, ctc, AcOEt
4329	Dimethyl <i>L</i> -tartrate	Dimethyl 2,3-dihydroxybutanedioate, [<i>R</i> -(<i>R</i> *, <i>R</i> *)]-	C ₆ H ₁₀ O ₆	608-68-4	178.139	(i) cry (bz) (ii) cry (w)	50(form a); 61(form b)	280	1.306 ⁴⁵		vs H ₂ O, ace, eth, EtOH
4330	Dimethyl telluride		C ₂ H ₆ Te	593-80-6	157.67	pa ye		94			vs EtOH
4331	Dimethyl terephthalate		C ₁₀ H ₁₀ O ₄	120-61-6	194.184		141	288	1.075 ¹⁴¹		sl H ₂ O, EtOH, MeOH; s eth, chl
4332	Dimethyl tetrachloroterephthalate		C ₁₀ H ₆ Cl ₄ O ₄	1861-32-1	331.965		155				
4333	2,7-Dimethylthiachromine-8-ethanol		C ₁₂ H ₁₄ N ₄ OS	92-35-3	262.330	ye pr (chl)	228.8	sub			s H ₂ O, MeOH; sl EtOH, eth, ace, chl



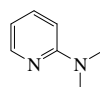
3,5-Dimethyl-1H-pyrazole



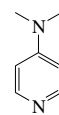
2,7-Dimethylpyrene



4,6-Dimethyl-2-pyridinamine



N,N-Dimethyl-2-pyridinamine



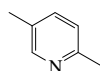
N,N-Dimethyl-4-pyridinamine



2,3-Dimethylpyridine



2,4-Dimethylpyridine



2,5-Dimethylpyridine



2,6-Dimethylpyridine



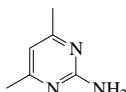
3,4-Dimethylpyridine



3,5-Dimethylpyridine



2,6-Dimethylpyridine-1-oxide



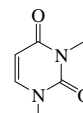
4,6-Dimethyl-2-pyrimidinamine



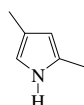
2,6-Dimethyl-4-pyrimidinamine



4,6-Dimethylpyrimidine



1,3-Dimethyl-2,4(1H,3H)-pyrimidinedione



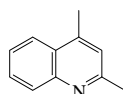
2,4-Dimethylpyrrole



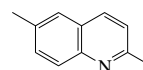
2,5-Dimethylpyrrole



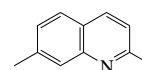
1,2-Dimethylpyrrolidine



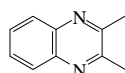
2,4-Dimethylquinoline



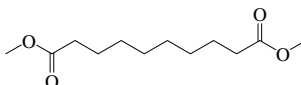
2,6-Dimethylquinoline



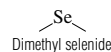
2,7-Dimethylquinoline



2,3-Dimethylquinoxaline



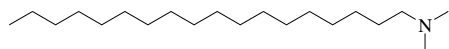
Dimethyl sebacate



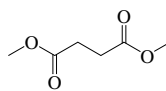
Dimethyl selenide



Dimethylsilane



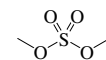
Dimethylstearylamine



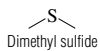
Dimethyl succinate



Dimethylsulfamoyl chloride



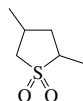
Dimethyl sulfate



Dimethyl sulfide



Dimethyl sulfite



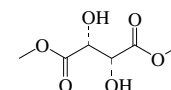
2,4-Dimethylsulfolane



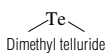
Dimethyl sulfone



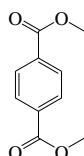
Dimethyl sulfoxide



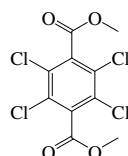
Dimethyl L-tartrate



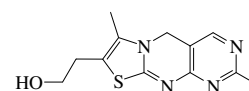
Dimethyl telluride



Dimethyl terephthalate

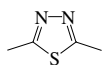


Dimethyl tetrachloroterephthalate

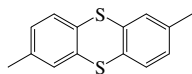


2,7-Dimethylthiachromine-8-ethanol

No.	Name	Synonym	Mol. Form.	CAS RN	Mol. Wt.	Physical Form	mp/°C	bp/°C	den/ g cm ⁻³	n _D	Solubility
4334	2,5-Dimethyl-1,3,4-thiadiazole		C ₄ H ₆ N ₂ S	27464-82-0	114.169		65	202.5			sl H ₂ O, EtOH, eth
4335	2,7-Dimethylthianthrene	Mesulphen	C ₁₄ H ₁₂ S ₂	135-58-0	244.375	nd (HOAc,al)	123	184 ³			vs ace, eth, peth, chl
4336	2,4-Dimethylthiazole		C ₆ H ₈ NS	541-58-2	113.182			146; 71 ⁵⁰	1.0562 ¹⁵	1.5091 ²⁰	sl H ₂ O; s EtOH, eth, chl
4337	4,5-Dimethylthiazole		C ₆ H ₈ NS	3581-91-7	113.182		83.5	158	1.0699 ²⁰		vs eth, EtOH
4338	<i>N,N</i> -Dimethylthioacetamide		C ₆ H ₈ NS	631-67-4	103.186		74.5				
4339	Dimethyl thiodipropionate		C ₈ H ₁₄ O ₄ S	4131-74-2	206.260			162 ¹⁸ , 148 ¹⁸	1.1559 ²⁰	1.4740 ²⁰	
4340	2,3-Dimethylthiophene		C ₆ H ₈ S	632-16-6	112.193	liq	-49	141.6	1.0021 ²⁰	1.5192 ²⁰	i H ₂ O; vs EtOH, eth; s bz
4341	2,4-Dimethylthiophene		C ₆ H ₈ S	638-00-6	112.193			140.7	0.9938 ²⁰	1.5104 ²⁰	i H ₂ O; s EtOH, eth, bz
4342	2,5-Dimethylthiophene		C ₆ H ₈ S	638-02-8	112.193	liq	-62.6	136.5	0.9850 ²⁰	1.5129 ²⁰	i H ₂ O; s EtOH, eth, bz
4343	3,4-Dimethylthiophene		C ₆ H ₈ S	632-15-5	112.193			145	0.993 ²⁵	1.5206 ²⁰	i H ₂ O; s EtOH; vs eth
4344	<i>N,N</i> -Dimethylthiourea		C ₃ H ₈ N ₂ S	6972-05-0	104.174	cry (w)	161.5				
4345	<i>N,N'</i> -Dimethylthiourea		C ₃ H ₈ N ₂ S	534-13-4	104.174	hyg pl	62				vs H ₂ O, EtOH, ace; sl eth, bz; i CS ₂
4346	2,6-Dimethyl-4-tridecylmorpholine	Tridemorph	C ₁₉ H ₃₅ NO	24602-86-6	297.519			141 ^{1,3}	0.86		
4347	<i>N,N</i> -Dimethyl- <i>N'</i> -[3-(trifluoromethyl)phenyl]urea	Fluometuron	C ₁₀ H ₁₁ F ₃ N ₂ O	2164-17-2	232.201		164				vs ace, EtOH
4348	Dimethyl trisulfide		C ₂ H ₆ S ₃	3658-80-8	126.264			41 ⁶			
4349	6,10-Dimethyl-3,5,9-undecatrien-2-one	Pseudoionone	C ₁₃ H ₂₀ O	141-10-6	192.297	pa ye oil		144 ¹²	0.8984 ²⁰	1.5335 ²⁰	s EtOH, eth, chl, MeOH
4350	<i>N,N</i> -Dimethylurea		C ₃ H ₈ N ₂ O	598-94-7	88.108	mcl pr (al, chl)	182.1		1.2555 ²⁵		s H ₂ O; sl EtOH, tfa; i eth
4351	<i>N,N'</i> -Dimethylurea		C ₃ H ₈ N ₂ O	96-31-1	88.108	orth bipym (chl-eth)	106.6	269	1.142 ²⁵		vs H ₂ O, EtOH; i eth; sl chl
4352	Dimethyl zinc		C ₂ H ₆ Zn	544-97-8	95.478	liq, ign in air	-43.0	46	1.386 ¹⁰		s eth; msc peth
4353	Dimetilan		C ₁₀ H ₁₆ N ₄ O ₃	644-64-4	240.259	col solid	69	205 ¹³			s H ₂ O, chl, EtOH, ace, xyl
4354	Dimorpholamine		C ₂₀ H ₃₈ N ₄ O ₄	119-48-2	398.541	cry (peth)	41.5	229 ^{0,4}			vs H ₂ O
4355	<i>N,N'</i> -Di-2-naphthyl-1,4-benzenediamine		C ₂₆ H ₂₀ N ₂	93-46-9	360.450		235				i EtOH, eth, bz
4356	Di-2-naphthyl disulfide		C ₂₀ H ₁₄ S ₂	5586-15-2	318.455	nd	139.5		1.144 ¹⁴⁵	1.4555 ²⁰	i H ₂ O; vs EtOH, eth; i lig
4357	<i>N,N'</i> -Di-1-naphthylurea		C ₂₁ H ₁₆ N ₂ O	607-56-7	312.364	nd (py, HOAc)	296	sub			vs py
4358	Diniconazole		C ₁₅ H ₁₇ Cl ₂ N ₃ O	83657-24-3	326.221	cry	149				s H ₂ O, ace, MeOH, xyl
4359	Dinitramine		C ₁₁ H ₁₃ F ₃ N ₄ O ₄	29091-05-2	322.241		98				
4360	2,3-Dinitroaniline		C ₆ H ₅ N ₃ O ₄	602-03-9	183.122		128		1.646 ⁵⁰		i H ₂ O; s EtOH; sl eth
4361	2,4-Dinitroaniline		C ₆ H ₅ N ₃ O ₄	97-02-9	183.122	ye nd (ace) grn ye tab (al)	180.0		1.615 ¹⁴		i H ₂ O; sl EtOH, ace, HCl
4362	2,5-Dinitroaniline		C ₆ H ₅ N ₃ O ₄	619-18-1	183.122	oran nd (al)	138.0				vs EtOH
4363	2,6-Dinitroaniline		C ₆ H ₅ N ₃ O ₄	606-22-4	183.122	gold lf (HOAc) ye nd (al)	141.5				i H ₂ O, lig; sl EtOH; s eth, bz
4364	3,5-Dinitroaniline		C ₆ H ₅ N ₃ O ₄	618-87-1	183.122	ye nd (dil al)	163		1.601 ⁵⁰		i H ₂ O; s EtOH, eth; sl ace, bz
4365	1,5-Dinitro-9,10-anthracenedione		C ₁₄ H ₆ N ₂ O ₆	82-35-9	298.207	pa ye nd (xyl)	385	sub			i H ₂ O; sl EtOH, eth, bz; vs PhNO ₂
4366	1,8-Dinitro-9,10-anthracenedione		C ₁₄ H ₆ N ₂ O ₆	129-39-5	298.207		312				
4367	2,4-Dinitrobenzaldehyde		C ₇ H ₅ N ₂ O ₅	528-75-6	196.117	pa ye pr (al), pl (bz)	72	200 ¹⁵			sl H ₂ O, chl, lig; s EtOH, eth, bz
4368	3,5-Dinitrobenzamide	Nitromide	C ₇ H ₅ N ₃ O ₅	121-81-3	211.132	lf (w)	184				vs H ₂ O
4369	1,2-Dinitrobenzene	<i>o</i> -Dinitrobenzene	C ₆ H ₄ N ₂ O ₄	528-29-0	168.107	nd (bz), pl (al)	116.5	318; 194 ³⁰	1.3119 ¹²⁰	1.565 ¹⁷	i H ₂ O; s EtOH, bz, chl, AcOEt; sl DMSO
4370	1,3-Dinitrobenzene	<i>m</i> -Dinitrobenzene	C ₆ H ₄ N ₂ O ₄	99-65-0	168.107	orth pl (al)	90.3	291; 167 ¹⁴	1.5751 ¹⁸		sl H ₂ O; vs EtOH, ace, py; s eth, tol
4371	1,4-Dinitrobenzene	<i>p</i> -Dinitrobenzene	C ₆ H ₄ N ₂ O ₄	100-25-4	168.107	nd (al)	173.5	297; 183 ³⁴	1.625 ¹⁸		i H ₂ O; sl EtOH, chl; s ace, bz, tol
4372	2,4-Dinitro-1,3-benzenediol	2,4-Dinitroresorcinol	C ₆ H ₃ N ₂ O ₆	519-44-8	200.105	ye lf (al)	147.5				sl H ₂ O, EtOH
4373	2,4-Dinitrobenzenesulfonyl chloride		C ₆ H ₃ ClN ₂ O ₄ S	528-76-7	234.617	ye pr (bz-peth)	99				vs bz, chl, HOAc; sl peth



2,5-Dimethyl-1,3,4-thiadiazole



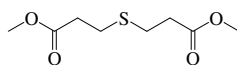
2,7-Dimethylthianthrene



2,4-Dimethylthiazole



4,5-Dimethylthiazole

*N,N*-Dimethylthioacetamide

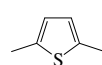
Dimethyl thiodipropionate



2,3-Dimethylthiophene



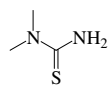
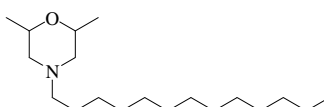
2,4-Dimethylthiophene



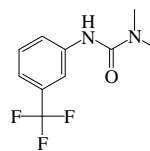
2,5-Dimethylthiophene



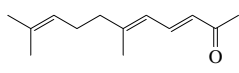
3,4-Dimethylthiophene

*N,N*-Dimethylthiourea*N,N'*-Dimethylthiourea

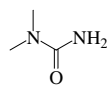
2,6-Dimethyl-4-tridecylmorpholine

*N,N*-Dimethyl-*N'*-[3-(trifluoromethyl)phenyl]urea

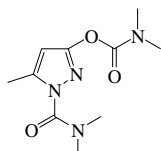
Dimethyl trisulfide



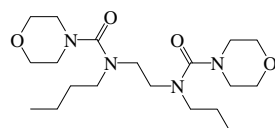
6,10-Dimethyl-3,5,9-undecatrien-2-one

*N,N*-Dimethylurea*N,N'*-Dimethylurea

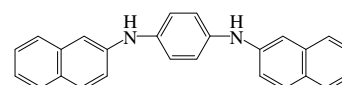
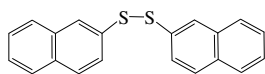
Dimethyl zinc



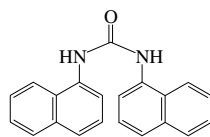
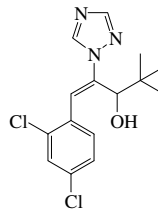
Dimetilan



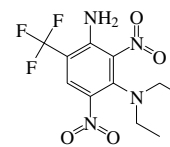
Dimorpholamine

*N,N*-Di-2-naphthyl-1,4-benzenediamine

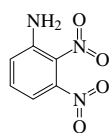
Di-2-naphthyl disulfide

*N,N'*-Di-1-naphthylurea

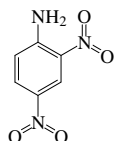
Diniconazole



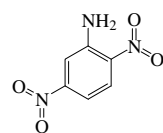
Dinitramine



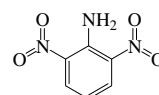
2,3-Dinitroaniline



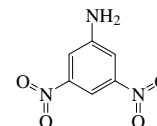
2,4-Dinitroaniline



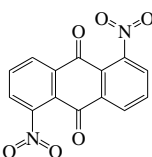
2,5-Dinitroaniline



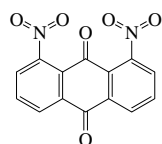
2,6-Dinitroaniline



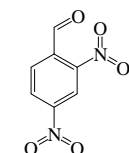
3,5-Dinitroaniline



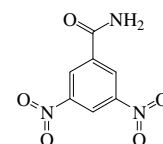
1,5-Dinitro-9,10-anthracenedione



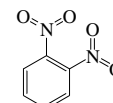
1,8-Dinitro-9,10-anthracenedione



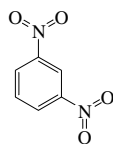
2,4-Dinitrobenzaldehyde



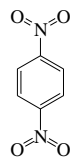
3,5-Dinitrobenzamide



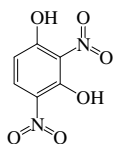
1,2-Dinitrobenzene



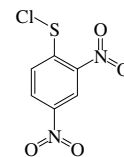
1,3-Dinitrobenzene



1,4-Dinitrobenzene

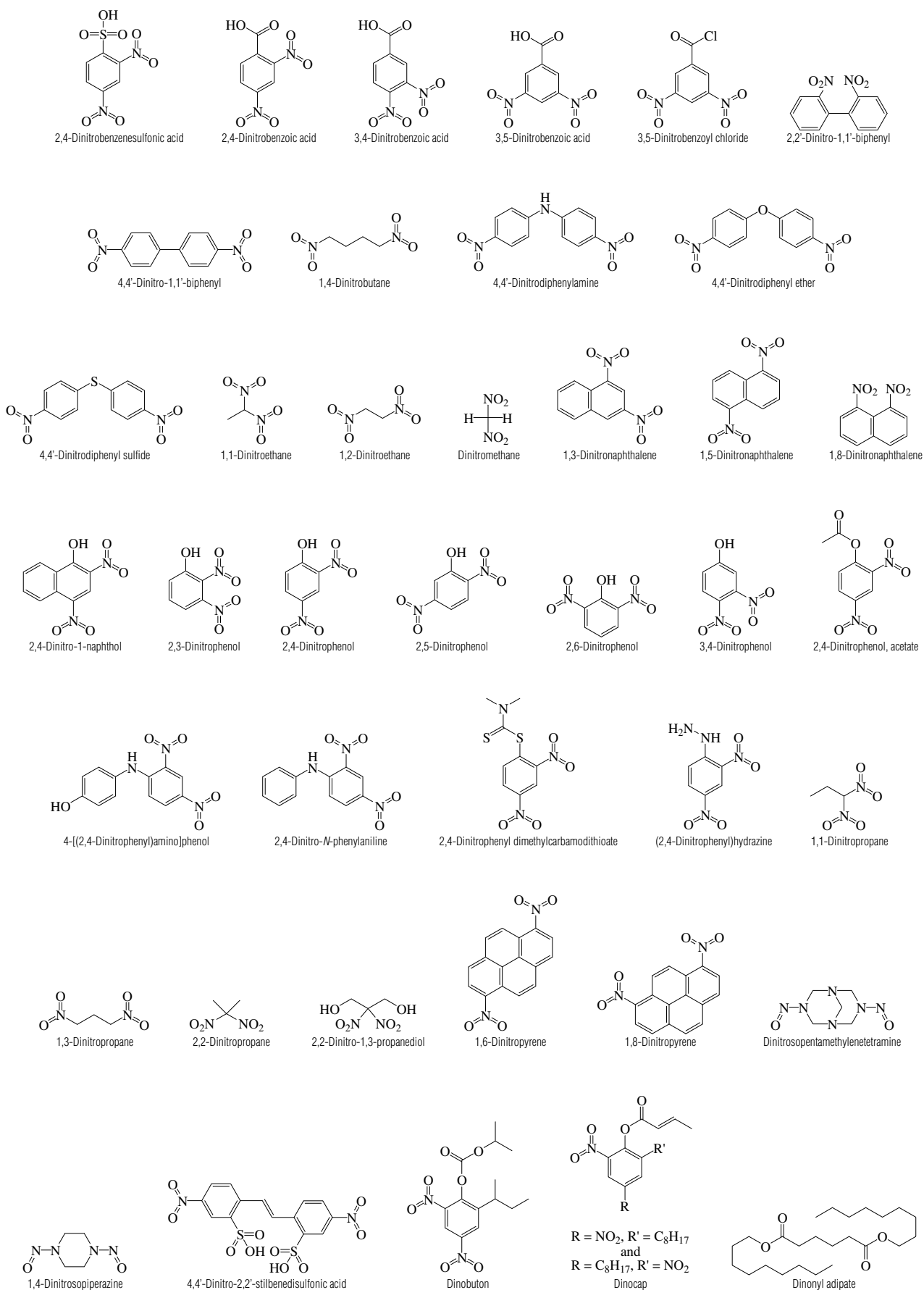


2,4-Dinitro-1,3-benzenediol

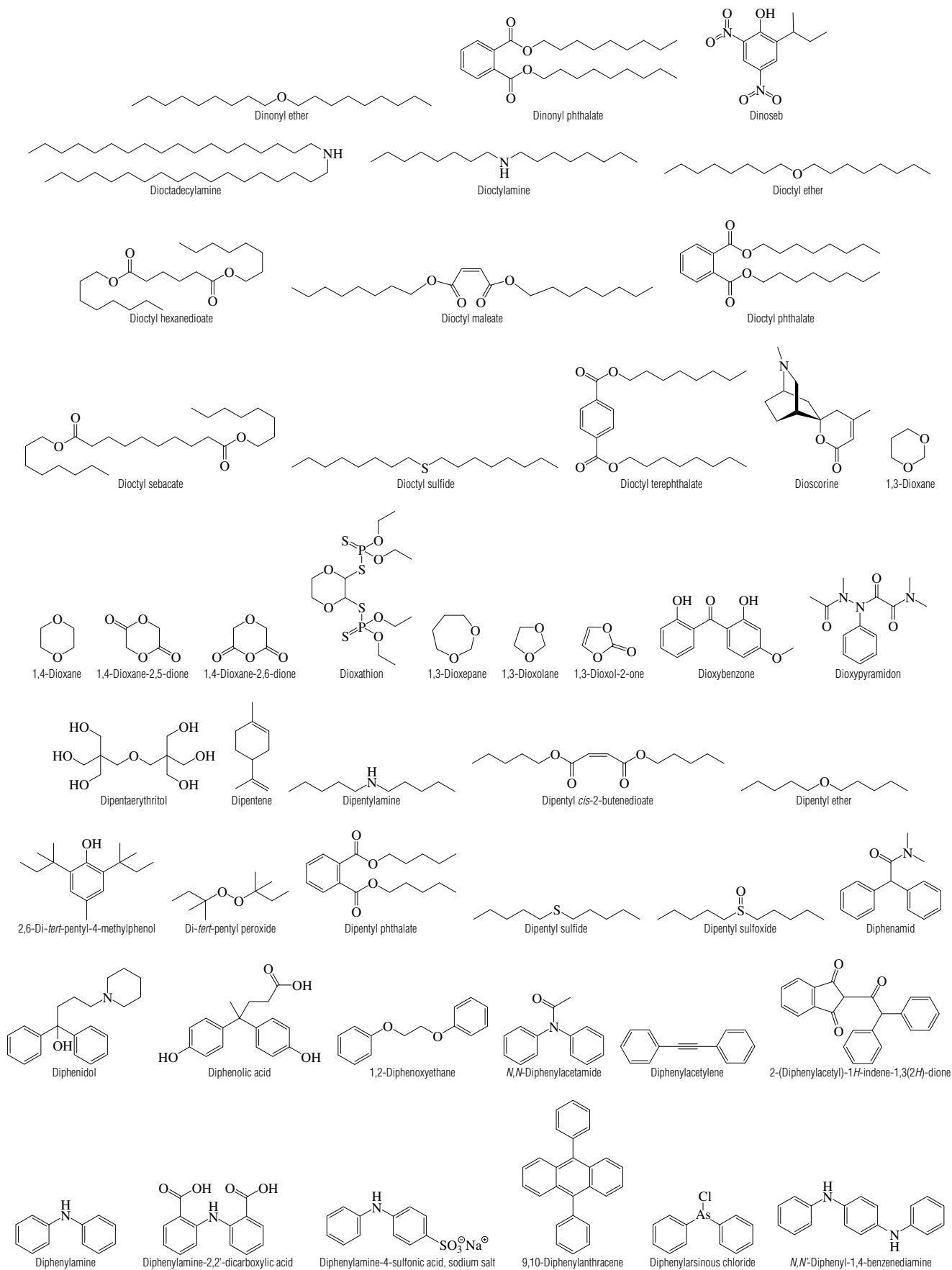


2,4-Dinitrobenzenesulfonyl chloride

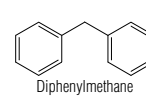
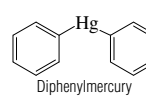
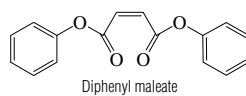
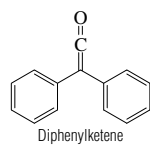
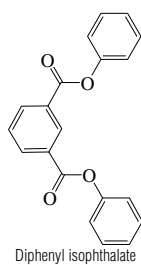
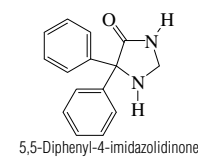
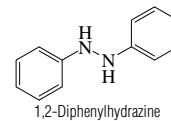
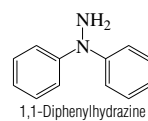
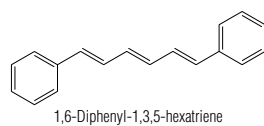
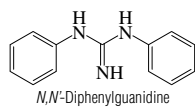
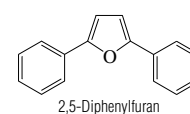
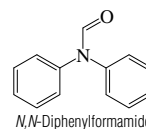
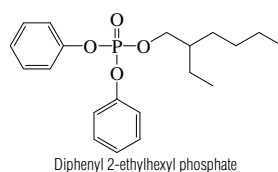
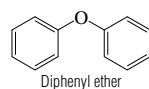
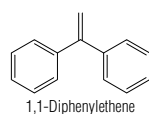
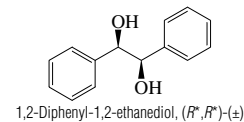
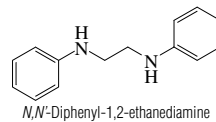
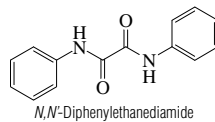
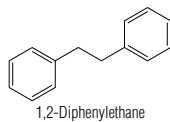
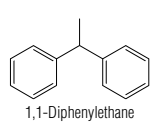
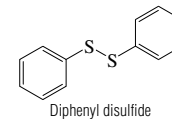
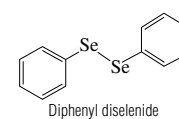
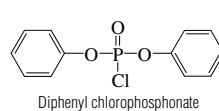
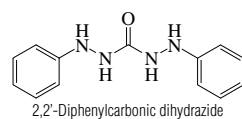
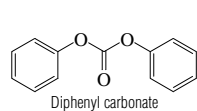
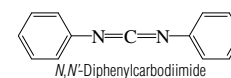
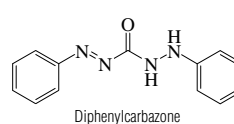
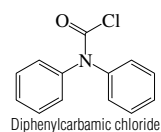
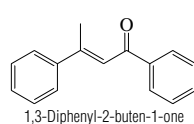
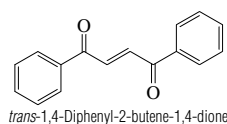
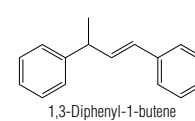
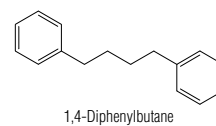
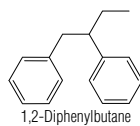
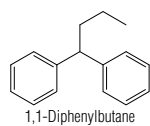
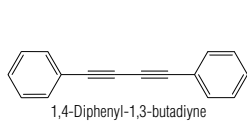
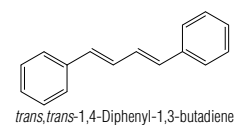
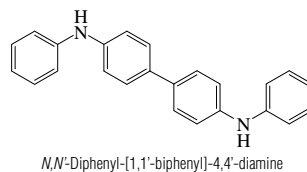
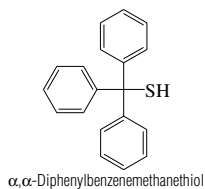
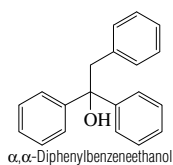
No.	Name	Synonym	Mol. Form.	CAS RN	Mol. Wt.	Physical Form	mp/°C	bp/°C	den/ g cm ⁻³	n _D	Solubility
4374	2,4-Dinitrobenzenesulfonic acid		C ₆ H ₄ N ₂ O ₇ S	89-02-1	248.170	nd (w+3)	108				vs H ₂ O, EtOH; sl eth; i bz, peth
4375	2,4-Dinitrobenzoic acid		C ₇ H ₄ N ₂ O ₆	610-30-0	212.116	nd (w)	183		1.672 ²⁰		sl H ₂ O, EtOH, bz
4376	3,4-Dinitrobenzoic acid		C ₇ H ₄ N ₂ O ₆	528-45-0	212.116	cry (dil al)	166				sl H ₂ O; vs EtOH, eth
4377	3,5-Dinitrobenzoic acid		C ₇ H ₄ N ₂ O ₆	99-34-3	212.116	mcl pr (al)	205				sl H ₂ O; vs EtOH, HOAc
4378	3,5-Dinitrobenzoyl chloride		C ₇ H ₃ ClN ₂ O ₅	99-33-2	230.562	ye nd (bz)	74	196 ¹²			s eth, chl
4379	2,2'-Dinitro-1,1'-biphenyl		C ₁₂ H ₈ N ₂ O ₄	2436-96-6	244.203	ye mcl pr or nd (al)	126	305	1.45 ²⁵		i H ₂ O; vs EtOH; s eth, bz; sl ace, lig
4380	4,4'-Dinitro-1,1'-biphenyl		C ₁₂ H ₈ N ₂ O ₄	1528-74-1	244.203	nd (al)	242.3				i H ₂ O; sl EtOH; s bz, HOAc
4381	1,4-Dinitrobutane		C ₄ H ₈ N ₂ O ₄	4286-49-1	148.118	pl (al)	33.5	176 ¹³			i H ₂ O; sl EtOH; s eth, bz, MeOH
4382	4,4'-Dinitrodiphenylamine	4-Nitro- <i>N</i> -(4-nitrophenyl)aniline	C ₁₂ H ₉ N ₃ O ₄	1821-27-8	259.217	ye nd(al)	217.5				i H ₂ O, tof; sl EtOH, bz; s ace, HOAc
4383	4,4'-Dinitrodiphenyl ether	Bis(4-nitrophenyl) ether	C ₁₂ H ₈ N ₂ O ₅	101-63-3	260.202		146.0				i H ₂ O; sl EtOH, eth; s bz, HOAc
4384	4,4'-Dinitrodiphenyl sulfide	Bis(4-nitrophenyl) sulfide	C ₁₂ H ₈ N ₂ O ₄ S	1223-31-0	276.268	oran pl (HOAc)	160.5				i H ₂ O; sl EtOH; s con sulf
4385	1,1-Dinitroethane		C ₂ H ₄ N ₂ O ₄	600-40-8	120.064	ye mcl (bz, MeOH)		185.5	1.349 ²⁴		sl H ₂ O; s EtOH, eth
4386	1,2-Dinitroethane		C ₂ H ₄ N ₂ O ₄	7570-26-5	120.064		39.5	95 ⁵	1.4597 ²⁰	1.4468 ²⁰	vs eth, EtOH
4387	Dinitromethane		CH ₂ N ₂ O ₄	625-76-3	106.038	ye nd	<-15	exp 100			i H ₂ O; s EtOH, eth
4388	1,3-Dinitronaphthalene		C ₁₀ H ₆ N ₂ O ₄	606-37-1	218.166	ye nd (bz, py-w)	148	sub			i H ₂ O; s EtOH, ace
4389	1,5-Dinitronaphthalene		C ₁₀ H ₆ N ₂ O ₄	605-71-0	218.166	hex nd (ace, HOAc)	219	sub	1.5860 ²⁰		i H ₂ O; sl EtOH, ace; s bz, py; vs eth
4390	1,8-Dinitronaphthalene		C ₁₀ H ₆ N ₂ O ₄	602-38-0	218.166	ye orth pl (chl)	173	dec 445			i H ₂ O; sl EtOH, bz; s ace, chl, py
4391	2,4-Dinitro-1-naphthol		C ₁₀ H ₆ N ₂ O ₅	605-69-6	234.165	ye nd (al, chl)	138.8				
4392	2,3-Dinitrophenol		C ₆ H ₄ N ₂ O ₅	66-56-8	184.106	ye nd (w)	144.5		1.681 ²⁰		sl H ₂ O, DMSO; vs EtOH, eth; s bz
4393	2,4-Dinitrophenol		C ₆ H ₄ N ₂ O ₅	51-28-5	184.106	pa ye pl or lf (w)	114.8	sub	1.683 ²⁴		sl H ₂ O; s EtOH, eth, ace, bz, tol, chl, py
4394	2,5-Dinitrophenol		C ₆ H ₄ N ₂ O ₅	329-71-5	184.106	ye mcl pr or nd (w, lig)	108				vs bz, eth
4395	2,6-Dinitrophenol		C ₆ H ₄ N ₂ O ₅	573-56-8	184.106	pa ye orth nd or lf (dil al)	63.5				i H ₂ O; vs EtOH, eth; s bz, chl; sl ctc
4396	3,4-Dinitrophenol		C ₆ H ₄ N ₂ O ₅	577-71-9	184.106	tcl nd (w)	134		1.672 ²⁵		vs bz, eth, EtOH
4397	2,4-Dinitrophenol, acetate		C ₈ H ₆ N ₂ O ₆	4232-27-3	226.143	cry (MeOH)	72.5				
4398	4-[(2,4-Dinitrophenyl)amino]phenol		C ₁₂ H ₉ N ₃ O ₅	119-15-3	275.216	red lf	195.5				s alk
4399	2,4-Dinitro- <i>N</i> -phenylaniline		C ₁₂ H ₉ N ₃ O ₄	961-68-2	259.217	ye red nd (al)	157.8				i H ₂ O; s EtOH, ace; sl eth, bz, DMSO
4400	2,4-Dinitrophenyl dimethylcarbamodithioate		C ₈ H ₈ N ₂ O ₄ S ₂	89-37-2	287.315		152.5		1.54 ²⁰		i H ₂ O; s EtOH, ace, bz
4401	(2,4-Dinitrophenyl)hydrazine		C ₆ H ₆ N ₄ O ₄	119-26-6	198.137	blsh-red (al)	194				i H ₂ O; s EtOH; sl eth, bz, chl, DMSO
4402	1,1-Dinitropropane		C ₃ H ₆ N ₂ O ₄	601-76-3	134.091	liq	-42	184	1.2610 ²⁵	1.4339 ²⁰	s alk
4403	1,3-Dinitropropane		C ₃ H ₆ N ₂ O ₄	6125-21-9	134.091		-21.4	103 ¹	1.353 ²⁶	1.4654 ²⁰	i H ₂ O; s eth
4404	2,2-Dinitropropane		C ₃ H ₆ N ₂ O ₄	595-49-3	134.091		53	185.5	1.30 ²⁵		sl H ₂ O
4405	2,2-Dinitro-1,3-propanediol		C ₃ H ₆ N ₂ O ₆	2736-80-3	166.089	wh pl (bz)	142				
4406	1,6-Dinitropyrene		C ₁₆ H ₆ N ₂ O ₄	42397-64-8	292.246		>300				
4407	1,8-Dinitropyrene		C ₁₆ H ₆ N ₂ O ₄	42397-65-9	292.246		300				
4408	Dinitrosopentamethylenetetramine		C ₅ H ₁₀ N ₆ O ₂	101-25-7	186.172	cry (MeOH)	207				
4409	1,4-Dinitrosopiperazine		C ₄ H ₈ N ₄ O ₂	140-79-4	144.133	pa ye pl (w)	159.0				vs EtOH
4410	4,4'-Dinitro-2,2'-stilbenedisulfonic acid		C ₁₄ H ₁₀ N ₂ O ₁₀ S ₂	128-42-7	430.366	cry (AcOH)	266				
4411	Dinobuton	Dessin	C ₁₄ H ₁₈ N ₂ O ₇	973-21-7	326.302	ye cry (EtOH)	60				
4412	Dinocap		C ₁₈ H ₂₄ N ₂ O ₆	6119-92-2	364.393				136 ⁰¹		
4413	Dinonyl adipate		C ₂₄ H ₄₆ O ₄	151-32-6	398.620				205 ¹		



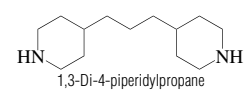
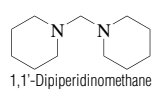
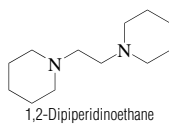
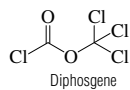
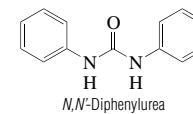
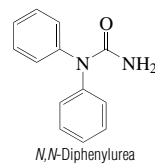
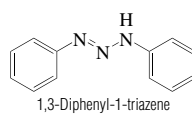
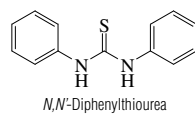
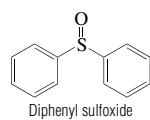
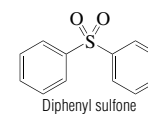
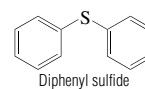
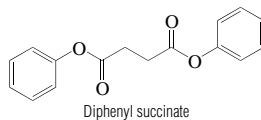
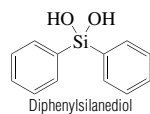
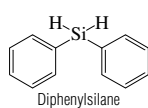
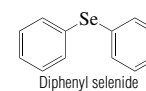
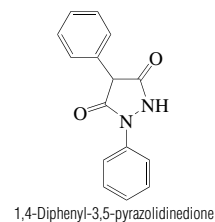
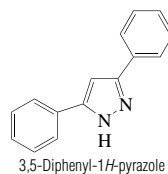
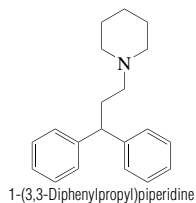
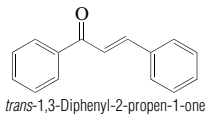
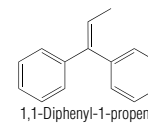
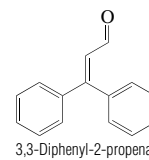
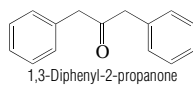
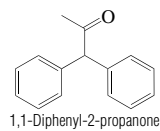
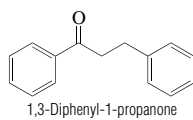
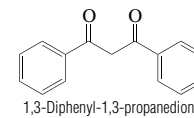
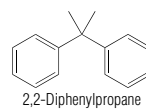
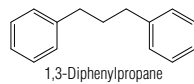
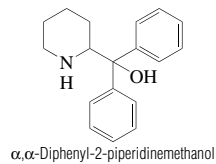
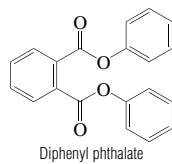
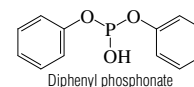
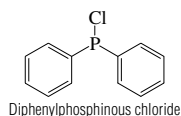
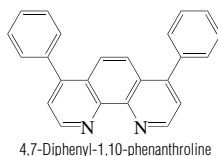
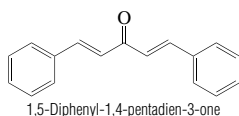
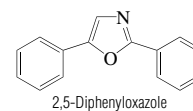
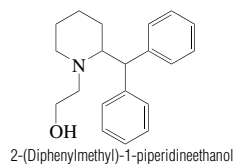
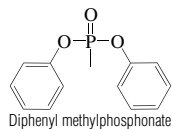
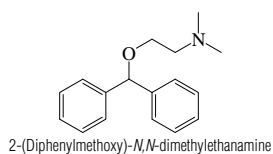
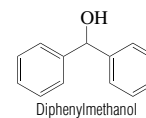
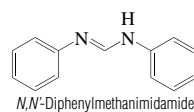
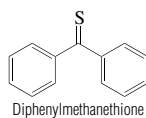
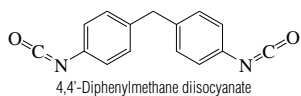
No.	Name	Synonym	Mol. Form.	CAS RN	Mol. Wt.	Physical Form	mp/°C	bp/°C	den/ g cm ⁻³	n _D	Solubility
4414	Dinonyl ether		C ₁₈ H ₃₈ O	2456-27-1	270.494	liq		318	0.81	1.4356 ²⁰	
4415	Dinonyl phthalate		C ₂₆ H ₄₂ O ₄	84-76-4	418.609			413			
4416	Dinoseb	Phenol, 2-(1-methylpropyl)-4,6-dinitro-	C ₁₀ H ₁₂ N ₂ O ₅	88-85-7	240.212		40		1.265 ⁴⁵		
4417	Diocetadecylamine	Distearylamine	C ₃₆ H ₇₂ N	112-99-2	521.988		72.9	268 ²			vs chl
4418	Diocetylamine	<i>N</i> -Octyl-1-octanamine	C ₁₆ H ₃₂ N	1120-48-5	241.456	nd	35.5	297.5	0.7963 ²⁶	1.4415 ²⁶	vs eth, EtOH
4419	Diocetyl ether		C ₁₆ H ₃₄ O	629-82-3	242.440	liq	-7.6	283	0.8063 ²⁰	1.4327 ²⁰	sl H ₂ O; s EtOH, eth, etc
4420	Diocetyl hexanedioate		C ₂₂ H ₄₂ O ₄	123-79-5	370.566		9.6	191 ²	0.922 ²⁵		
4421	Diocetyl maleate		C ₂₀ H ₃₆ O ₄	2915-53-9	340.498	liq		242 ^{0.002}	0.94 ²⁰	1.4539 ²⁰	
4422	Diocetyl phthalate		C ₂₄ H ₃₈ O ₄	117-84-0	390.557		25	220 ⁴			
4423	Diocetyl sebacate	Diocetyl decanedioate	C ₂₆ H ₅₀ O ₄	2432-87-3	426.673		18	218 ^{0.5}	0.9074 ²⁵		s etc
4424	Diocetyl sulfide	Octyl sulfide	C ₁₆ H ₃₄ S	2690-08-6	258.506			202 ²⁹ , 180 ¹⁰	0.842 ²⁵	1.4610 ²⁰	
4425	Diocetyl terephthalate		C ₂₄ H ₃₈ O ₄	4654-26-6	390.557	cry		425	1.21 ⁶²		
4426	Dioscorine		C ₁₃ H ₁₉ NO ₂	3329-91-7	221.296	grn-ye pr (eth)	34				s H ₂ O, ace, chl, EtOH; sl eth, bz
4427	1,3-Dioxane	1,3-Dioxacyclohexane	C ₄ H ₈ O ₂	505-22-6	88.106	liq	-45	106.1	1.0286 ²⁵	1.4165 ²⁰	msc H ₂ O, EtOH, eth, ace, bz
4428	1,4-Dioxane	1,4-Dioxacyclohexane	C ₄ H ₈ O ₂	123-91-1	88.106		11.85	101.5	1.0337 ²⁰	1.4224 ²⁰	msc H ₂ O, EtOH, eth, ace, bz; s etc
4429	1,4-Dioxane-2,5-dione		C ₄ H ₄ O ₄	502-97-6	116.073	lf (al, al-chl)	85.4				vs ace
4430	1,4-Dioxane-2,6-dione	Diglycolic anhydride	C ₄ H ₄ O ₄	4480-83-5	116.073	cry (bz)	92.5	240.5; 120 ¹²			
4431	Dioxathion		C ₁₂ H ₂₆ O ₆ P ₂ S ₄	78-34-2	456.538		-20		1.257 ²⁶		
4432	1,3-Dioxepane		C ₆ H ₁₀ O ₂	505-65-7	102.132						s chl
4433	1,3-Dioxolane	1,3-Dioxacyclopentane	C ₃ H ₆ O ₂	646-06-0	74.079	liq	-97.22	78	1.060 ²⁰	1.3974 ²⁰	msc H ₂ O; s EtOH, eth, ace
4434	1,3-Dioxol-2-one		C ₃ H ₄ O ₃	872-36-6	86.046	liq	22	162; 73 ³²	1.35 ²⁵		
4435	Dioxybenzone	(2-Hydroxy-4-methoxyphenyl)(2-hydroxyphenyl)methanone	C ₁₄ H ₁₂ O ₄	131-53-3	244.243			172 ¹			
4436	Dioxypyrimidon		C ₁₃ H ₁₇ N ₃ O ₃	519-65-3	263.292	pr	105.5	197 ²			s H ₂ O, EtOH
4437	Dipentaerythritol		C ₁₀ H ₂₂ O ₇	126-58-9	254.278	cry (w)	221		1.366 ¹⁵		s hot H ₂ O
4438	Dipentene	<i>p</i> -Menthadiene	C ₁₀ H ₁₆	7705-14-8	136.234	liq	-95.5	178	0.8402 ²¹	1.4727 ²⁰	
4439	Dipentylamine	Diamylamine	C ₁₀ H ₂₃ N	2050-92-2	157.297			202.5	0.7771 ²⁰	1.4272 ²⁰	sl H ₂ O; vs EtOH; msc eth; s ace
4440	Dipentyl <i>cis</i> -2-butenedioate	Dipentyl maleate	C ₁₄ H ₂₄ O ₄	10099-71-5	256.339	liq		161 ¹⁰	0.974 ²⁰		
4441	Dipentyl ether	Amyl ether	C ₁₀ H ₂₂ O	693-65-2	158.281	liq	-69	190	0.7833 ²⁰	1.4119 ²⁰	i H ₂ O; msc EtOH, eth; s chl
4442	2,6-Di- <i>tert</i> -pentyl-4-methylphenol	2,6-Bis(1,1-dimethylpropyl)-4-methylphenol	C ₁₇ H ₂₈ O	56103-67-4	248.403			283	0.931 ²⁵	1.4950 ²⁰	
4443	Di- <i>tert</i> -pentyl peroxide		C ₁₀ H ₂₂ O ₂	10508-09-5	174.281		-55	58 ¹⁴ , 38 ⁹	0.808 ²⁰	1.4095 ²⁰	
4444	Dipentyl phthalate		C ₁₈ H ₂₆ O ₄	131-18-0	306.397			205 ¹¹			s etc, CS ₂
4445	Dipentyl sulfide		C ₁₀ H ₂₂ S	872-10-6	174.347		-51.3	86 ^{3.7}	0.8407 ²⁰	1.4561 ²⁰	i H ₂ O; s eth
4446	Dipentyl sulfoxide		C ₁₀ H ₂₂ OS	1986-90-9	190.346		58	120 ¹			
4447	Diphenamid	Benzeneacetamide, <i>N,N</i> -dimethyl- α -phenyl-	C ₁₆ H ₁₇ NO	957-51-7	239.312		135		1.17 ^{23.3}		
4448	Diphenidol	1,1-Diphenyl-4-piperidinyl-1-butanol	C ₂₁ H ₂₇ NO	972-02-1	309.445	nd (peth)	104.5				
4449	Diphenolic acid		C ₁₇ H ₁₆ O ₄	126-00-1	286.323	cry (w)	171.5				vs H ₂ O, ace, EtOH
4450	1,2-Diphenoxyethane	Ethylene glycol diphenyl ether	C ₁₄ H ₁₄ O ₂	104-66-5	214.260	lf (al)	98	182 ¹²			i H ₂ O; sl EtOH; s eth, chl
4451	<i>N,N</i> -Diphenylacetamide		C ₁₄ H ₁₃ NO	519-87-9	211.259	wh cry pow	103	sub			sl H ₂ O, eth, chl; s EtOH
4452	Diphenylacetylene		C ₁₄ H ₁₀	501-65-5	178.229	mcl pr or pl (al)	62.5	300	0.9657 ¹⁰⁰		i H ₂ O; sl EtOH, chl; vs eth
4453	2-(Diphenylacetyl)-1 <i>H</i> -indene-1,3(2 <i>H</i>)-dione	Diphenadione	C ₂₃ H ₁₆ O ₃	82-66-6	340.371	pa ye mcl (al)	146.5			1.670	vs ace, HOAc
4454	Diphenylamine	<i>N</i> -Phenylbenzenamine	C ₁₂ H ₁₁ N	122-39-4	169.222	mcl lf(dil al)	53.2	302	1.158 ²²		i H ₂ O; vs EtOH, ace; s eth; sl chl
4455	Diphenylamine-2,2'-dicarboxylic acid		C ₁₄ H ₁₁ NO ₄	579-92-0	257.242	ye cry (al)	296 dec				
4456	Diphenylamine-4-sulfonic acid, sodium salt	Sodium diphenylamine-4-sulfonate	C ₁₂ H ₁₀ NNaO ₃ S	6152-67-6	271.267	ye cry					
4457	9,10-Diphenylanthracene		C ₂₆ H ₁₈	1499-10-1	330.421			246.5			
4458	Diphenylarsinous chloride	Chlorodiphenylarsine	C ₁₂ H ₁₀ AsCl	712-48-1	264.582	orth pl (peth)	44	337	1.4820 ¹⁶	1.6332 ²⁶	vs ace, bz, eth, EtOH
4459	<i>N,N'</i> -Diphenyl-1,4-benzenediamine	<i>N,N'</i> -Diphenyl- <i>p</i> -phenylenediamine	C ₁₈ H ₁₆ N ₂	74-31-7	260.333		150	222 ^{0.5}			sl EtOH, eth, bz, chl; i acid



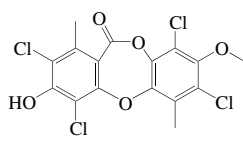
No.	Name	Synonym	Mol. Form.	CAS RN	Mol. Wt.	Physical Form	mp/°C	bp/°C	den/ g cm ⁻³	n _D	Solubility
4460	α,α -Diphenylbenzeneethanol		C ₂₀ H ₁₈ O	4428-13-1	274.356	nd(bz-lig) pr (peth)	89.5	222 ¹¹			i H ₂ O; vs EtOH; sl eth, chl, peth
4461	α,α -Diphenylbenzenemethanethiol	Triphenylmethyl mercaptan	C ₁₉ H ₁₆ S	3695-77-0	276.395		105.8				
4462	<i>N,N'</i> -Diphenyl-[1,1'-biphenyl]-4,4'-diamine	<i>N,N'</i> -Diphenylbenzidine	C ₂₄ H ₂₀ N ₂	531-91-9	336.429	lf or pl	247				i H ₂ O; sl EtOH, eth, bz; vs tol, HOAc
4463	<i>trans,trans</i> -1,4-Diphenyl-1,3-butadiene		C ₁₆ H ₁₄	538-81-8	206.282	lf (al, HOAc)	154.3	352			vs bz, eth, EtOH, peth
4464	1,4-Diphenyl-1,3-butadiyne	Diphenyldiacetylene	C ₁₆ H ₁₀	886-66-8	202.250		86.5				
4465	1,1-Diphenylbutane		C ₁₆ H ₁₈	719-79-9	210.314		27	287	0.9928 ²⁰	1.5664 ²⁰	i H ₂ O; s EtOH, eth, bz, chl
4466	1,2-Diphenylbutane		C ₁₆ H ₁₈	5223-59-6	210.314			291; 152 ¹¹	0.9673 ²⁰	1.5554 ²⁰	i H ₂ O; s EtOH, eth, bz, chl
4467	1,4-Diphenylbutane		C ₁₆ H ₁₈	1083-56-3	210.314		52.5	317	0.9880 ²⁰		i H ₂ O; s EtOH, eth, chl
4468	1,3-Diphenyl-1-butene		C ₁₆ H ₁₆	7614-93-9	208.298		47.5	311	0.9996 ²⁰	1.590 ¹⁵	
4469	<i>trans</i> -1,4-Diphenyl-2-butene-1,4-dione		C ₁₆ H ₁₂ O ₂	959-28-4	236.265	ye nd (al, bz)	111				sl EtOH; s bz, HOAc; vs chl; i lig
4470	1,3-Diphenyl-2-buten-1-one	Dypnone	C ₁₆ H ₁₄ O	495-45-4	222.281			342.5	1.1080 ¹⁵	1.6343 ²⁰	vs eth, EtOH
4471	Diphenylcarbamic chloride		C ₁₃ H ₁₀ ClNO	83-01-2	231.677	lf (al)	84.5				
4472	Diphenylcarbazon		C ₁₃ H ₁₂ N ₄ O	538-62-5	240.260	oran oran nd (bz) pr (al)	157 dec				i H ₂ O; vs EtOH, bz, chl
4473	<i>N,N'</i> -Diphenylcarbodiimide		C ₁₃ H ₁₀ N ₂	622-16-2	194.231		169	331; 175 ²⁰			sl H ₂ O, EtOH, eth; s bz
4474	Diphenyl carbonate	Phenyl carbonate	C ₁₃ H ₁₀ O ₃	102-09-0	214.216	nd (al, bz)	83	306	1.1215 ⁶⁷		i H ₂ O; s EtOH, eth, ctc, HOAc
4475	2,2'-Diphenylcarbonic dihydrazide	<i>sym</i> -Diphenylcarbazine	C ₁₃ H ₁₄ N ₄ O	140-22-7	242.276	cry (al + 1) cry (HOAc)	170	dec			sl H ₂ O, eth; s EtOH, ace, bz
4476	Diphenyl chlorophosphonate		C ₁₂ H ₁₀ ClO ₃ P	2524-64-3	268.632			314 ²⁷²	1.296 ²⁵	1.5500 ²⁰	s tfa
4477	Diphenyl diselenide	Phenyl diselenide	C ₁₂ H ₁₀ Se ₂	1666-13-3	312.13	ye nd	63.5	202 ¹¹	1.557 ⁸⁰	1.743 ²⁰	s EtOH, eth, xyl, MeOH
4478	Diphenyl disulfide	Phenyl disulfide	C ₁₂ H ₁₀ S ₂	882-33-7	218.337	nd(al) or orth	62	310	1.353 ²⁰		i H ₂ O; s EtOH, eth, bz, CS ₂
4479	1,1-Diphenylethane		C ₁₄ H ₁₄	612-00-0	182.261	liq	-17.9	272.6	0.9997 ²⁰	1.5756 ²⁰	i H ₂ O; msc EtOH, eth; s bz
4480	1,2-Diphenylethane	Dibenzyl	C ₁₄ H ₁₄	103-29-7	182.261	mcl pr (MeOH)	52.5	284	0.9780 ²⁵	1.5476 ⁶⁰	i H ₂ O; s EtOH, eth, CS ₂
4481	<i>N,N'</i> -Diphenylethanediarnide		C ₁₄ H ₁₂ N ₂ O ₂	620-81-5	240.257	lf (bz)	254	>360			vs bz
4482	<i>N,N'</i> -Diphenyl-1,2-ethanediarnine	1,2-Dianilinoethane	C ₁₄ H ₁₆ N ₂	150-61-8	212.290	cry (dil al)	74	229 ¹² , 178 ²			i H ₂ O; s EtOH, eth; sl tfa
4483	1,2-Diphenyl-1,2-ethanediol, (<i>R*,R*</i>)-(±)		C ₁₄ H ₁₄ O ₂	655-48-1	214.260	nd (w,al),tab (eth)	122.5	>300			i H ₂ O, lig; vs EtOH, eth; s ace
4484	1,1-Diphenylethene		C ₁₄ H ₁₂	530-48-3	180.245		8.2	277	1.0232 ²⁰	1.6085 ²⁰	i H ₂ O; s eth, chl
4485	Diphenyl ether		C ₁₂ H ₁₀ O	101-84-8	170.206		26.87	258.0	1.0661 ³⁰	1.5787 ²⁵	i H ₂ O; s EtOH, eth, bz, HOAc; sl chl
4486	Diphenyl 2-ethylhexyl phosphate		C ₂₀ H ₂₇ O ₄ P	1241-94-7	362.399			232 ⁵	1.090 ²⁵	1.510 ²⁵	
4487	<i>N,N'</i> -Diphenylformamide		C ₁₃ H ₁₁ NO	607-00-1	197.232	orth (dil al)	73.5	337.5; 189 ¹³			i H ₂ O; s EtOH, eth, bz; sl ctc
4488	2,5-Diphenylfuran		C ₁₆ H ₁₂ O	955-83-9	220.265	nd or lf (dil al)	91	344			i H ₂ O; vs EtOH, eth; s ace, bz
4489	<i>N,N'</i> -Diphenylguanidine	1,3-Diphenylguanidine	C ₁₃ H ₁₃ N ₃	102-06-7	211.262	mcl nd (al, to)	150	dec 170	1.13 ²⁰		sl H ₂ O; s EtOH, ctc chl, tol; vs eth
4490	1,6-Diphenyl-1,3,5-hexatriene		C ₁₈ H ₁₆	1720-32-7	232.320	lf (ace)	202.3				i H ₂ O, EtOH, eth, HOAc; s ace; sl bz, chl
4491	1,1-Diphenylhydrazine		C ₁₂ H ₁₂ N ₂	530-50-7	184.236	tab (lig)	50.5	220 ⁴⁰	1.190 ¹⁶		vs bz, eth, EtOH, chl
4492	1,2-Diphenylhydrazine	Hydrazobenzene	C ₁₂ H ₁₂ N ₂	122-66-7	184.236	tab (al-eth)	131		1.158 ¹⁶		vs EtOH; sl bz, DMSO; i HOAc
4493	5,5-Diphenyl-4-imidazolidinone	Doxenitoin	C ₁₅ H ₁₄ N ₂ O	3254-93-1	238.284	pl (MeOH)	183				
4494	Diphenyl isophthalate		C ₂₀ H ₁₆ O ₄	744-45-6	318.323		138				s chl
4495	Diphenylketene	Diphenylethenone	C ₁₄ H ₁₀ O	525-06-4	194.228	red-ye liq		267.5	1.1107 ¹³	1.615 ¹⁴	
4496	Diphenyl maleate		C ₁₆ H ₁₂ O ₄	7242-17-3	268.264	pl (lig)	73	226 ¹⁵			vs ace, bz, eth, EtOH
4497	Diphenylmercury	Mercuriodibenzene	C ₁₂ H ₁₀ Hg	587-85-9	354.80			204 ¹⁰	2.318 ²⁵		i H ₂ O; sl EtOH, eth; s bz, chl
4498	Diphenylmethane		C ₁₃ H ₁₂	101-81-5	168.234	pr nd	25.4	265.0	1.001 ²⁶	1.5753 ²⁰	i H ₂ O; s EtOH, eth, chl



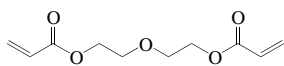
No.	Name	Synonym	Mol. Form.	CAS RN	Mol. Wt.	Physical Form	mp/°C	bp/°C	den/ g cm ⁻³	n _D	Solubility
4499	4,4'-Diphenylmethane diisocyanate	Methylene diphenyl diisocyanate	C ₁₅ H ₁₀ N ₂ O ₂	101-68-8	250.252		37	196 ⁵	1.197 ⁷⁰	1.5906 ⁵⁰	s ace, bz, PhNO ₂
4500	Diphenylmethanethione		C ₁₃ H ₁₀ S	1450-31-3	198.283		53.5	174 ¹⁴			sl EtOH, eth, peth; vs bz, chl
4501	<i>N,N'</i> -Diphenylmethanimidamide		C ₁₃ H ₁₂ N ₂	622-15-1	196.247	nd (al)	142	>250			sl H ₂ O, peth; s EtOH, ace, bz; vs eth
4502	Diphenylmethanol	Benzohydrol	C ₁₃ H ₁₂ O	91-01-0	184.233	nd (lig)	69	298; 180 ²⁰			sl H ₂ O; vs EtOH, eth, ctc, chl; s HOAc
4503	2-(Diphenylmethoxy)- <i>N,N</i> -dimethylethanamine	Diphenhydramine	C ₁₇ H ₂₁ NO	58-73-1	255.355	oil		165 ³			
4504	Diphenyl methylphosphonate		C ₁₃ H ₁₃ O ₃ P	7526-26-3	248.214		35	205 ¹³	1.2051 ²⁰		i H ₂ O
4505	2-(Diphenylmethyl)-1-piperidineethanol	Diphemethoxidine	C ₂₀ H ₂₆ NO	13862-07-2	295.419		106.5	180 ¹¹			
4506	2,5-Diphenyloxazole		C ₁₅ H ₁₁ NO	92-71-7	221.254	nd (lig)	74	360	1.0940 ¹⁰⁰	1.6231 ¹⁰⁰	i H ₂ O; vs EtOH, eth; sl chl
4507	1,5-Diphenyl-1,4-pentadien-3-one	Dibenzalacetone	C ₁₇ H ₁₄ O	538-58-9	234.292	pl or lf (ace, AcOEt)	113 dec	dec			i H ₂ O; sl EtOH, eth; s ace, chl
4508	4,7-Diphenyl-1,10-phenanthroline		C ₂₄ H ₁₆ N ₂	1662-01-7	332.397		220 dec				
4509	Diphenylphosphinichloride	Chlorodiphenylphosphine	C ₁₂ H ₁₀ ClP	1079-66-9	220.634	hyg ye liq		320; 174 ⁵	1.229	1.6360 ²⁰	
4510	Diphenyl phosphonate		C ₁₂ H ₁₁ O ₃ P	4712-55-4	234.187		12	218 ²⁶	1.223 ²⁵	1.5575 ²⁰	
4511	Diphenyl phthalate	Phenyl phthalate	C ₂₀ H ₁₄ O ₄	84-62-8	318.323	pr (al, lig)	73	253 ¹⁴			i H ₂ O; sl EtOH, eth, ctc
4512	α,α -Diphenyl-2-piperidinemethanol	Pipradrol	C ₁₈ H ₂₁ NO	467-60-7	267.366	cry (hx)	97.5				
4513	1,3-Diphenylpropane		C ₁₅ H ₁₆	1081-75-0	196.288	liq	6	300; 123 ^{1,7}	1.007 ²⁰	1.5760 ²⁰	
4514	2,2-Diphenylpropane		C ₁₅ H ₁₆	778-22-3	196.288		29	282.5	0.9980 ²⁰		
4515	1,3-Diphenyl-1,3-propanedione	Dibenzoylmethane	C ₁₅ H ₁₂ O ₂	120-46-7	224.255		70.5				s EtOH, eth, chl, dil NaOH
4516	1,3-Diphenyl-1-propanone	Phenethyl phenyl ketone	C ₁₅ H ₁₄ O	1083-30-3	210.271	lf (EtOH)	72.5	360			
4517	1,1-Diphenyl-2-propanone	1,1-Diphenylacetone	C ₁₅ H ₁₄ O	781-35-1	210.271		46	307; 174 ¹⁰		1.5361 ¹⁶	s EtOH, eth, bz, chl, lig
4518	1,3-Diphenyl-2-propanone	Dibenzyl ketone	C ₁₅ H ₁₄ O	102-04-5	210.271	cry (al, peth)	35	331	1.195 ⁰		i H ₂ O; s EtOH, eth, peth
4519	3,3-Diphenyl-2-propenal	β -Phenylcinnamaldehyde	C ₁₅ H ₁₂ O	1210-39-5	208.255	pa ye pr (lig)	44.8	205 ¹⁴			
4520	1,1-Diphenyl-1-propene		C ₁₅ H ₁₄	778-66-5	194.272		52	280; 149 ¹¹	1.0250 ²⁰	1.5880 ²⁰	i H ₂ O; s EtOH, bz
4521	<i>trans</i> -1,3-Diphenyl-2-propen-1-one	Chalcone	C ₁₅ H ₁₂ O	614-47-1	208.255	pa ye lf, pr, nd (peth)	59	dec 346	1.0712 ⁶²		i H ₂ O; sl EtOH; s eth, bz, chl, CS ₂
4522	1-(3,3-Diphenylpropyl)piperidine	Fenpiprane	C ₂₀ H ₂₅ N	3540-95-2	279.420		41.5	215 ⁸			
4523	3,5-Diphenyl-1 <i>H</i> -pyrazole		C ₁₅ H ₁₂ N ₂	1145-01-3	220.269	cry (al)	200				
4524	1,4-Diphenyl-3,5-pyrazolidinedione	Phenopyrazone	C ₁₅ H ₁₂ N ₂ O ₂	3426-01-5	252.268	cry (EtOAc, Diox)	233.5				
4525	Diphenyl selenide		C ₁₂ H ₁₀ Se	1132-39-4	233.17	ye nd (bz)	1.3	301.5	1.351 ²⁰	1.5500 ²⁰	i H ₂ O; msc EtOH, eth; s bz, xyl
4526	Diphenylsilane		C ₁₂ H ₁₂ Si	775-12-2	184.309			134 ¹⁶ , 96 ¹³	0.9969 ²⁰	1.5800 ²⁰	s ctc, CS ₂
4527	Diphenylsilanediol		C ₁₂ H ₁₂ O ₂ Si	947-42-2	216.308						sl DMSO
4528	Diphenyl succinate		C ₁₆ H ₁₄ O ₄	621-14-7	270.280	lf (al)	121	330; 222.5 ¹⁵			i H ₂ O; s EtOH, eth, ace, bz
4529	Diphenyl sulfide	Phenyl sulfide	C ₁₂ H ₁₀ S	139-66-2	186.272	liq	-25.9	296	1.1136 ²⁰	1.6334 ²⁰	i H ₂ O; s EtOH, ctc; msc eth, bz, CS ₂
4530	Diphenyl sulfone		C ₁₂ H ₁₀ O ₂ S	127-63-9	218.271	mcl pr(bz) pl(al)	128.5	379	1.252 ²⁰		i H ₂ O; s EtOH, eth, bz
4531	Diphenyl sulfoxide		C ₁₂ H ₁₀ OS	945-51-7	202.271	pr(lig)	71.2	340 ¹⁶			vs EtOH, eth, bz, HOAc; sl chl; i peth
4532	<i>N,N'</i> -Diphenylthiourea	<i>sym</i> -Diphenylthiourea	C ₁₃ H ₁₂ N ₂ S	102-08-9	228.312		154.5		1.32 ²⁵		sl H ₂ O; vs EtOH, eth, chl, oils
4533	1,3-Diphenyl-1-triazene	Diazoaminobenzene	C ₁₂ H ₁₁ N ₃	136-35-6	197.235	ye lf or pr (al)	98				i H ₂ O; vs EtOH, eth, bz, py
4534	<i>N,N</i> -Diphenylurea		C ₁₃ H ₁₂ N ₂ O	603-54-3	212.246	tab (al)	189	dec	1.276 ²⁵		sl H ₂ O; s EtOH, eth, chl
4535	<i>N,N'</i> -Diphenylurea	Carbanilide	C ₁₃ H ₁₂ N ₂ O	102-07-8	212.246	orth pr (al)	239	260 dec	1.239 ²⁵		sl H ₂ O, EtOH; s eth, py, HOAc; i bz
4536	Diphosgene	Carbonochloridic acid, trichloromethyl ester	C ₂ Cl ₄ O ₂	503-38-8	197.832	liq	-57	128	1.6525 ¹⁴	1.4566 ²²	vs eth, EtOH
4537	1,2-Dipiperidinoethane		C ₁₂ H ₂₄ N ₂	1932-04-3	196.332	liq	-0.5	265	0.9160 ²⁵	1.4853 ²⁵	
4538	1,1'-Dipiperidinomethane	1,1'-Methylenedipiperidine	C ₁₁ H ₂₂ N ₂	880-09-1	182.306			230; 122 ¹⁵	0.9269 ²⁰	1.4820 ²⁰	
4539	1,3-Di-4-piperidylpropane	4,4'-Trimethylenedipiperidine	C ₁₃ H ₂₆ N ₂	16898-52-5	210.358		67.1	329			vs H ₂ O



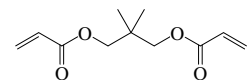
No.	Name	Synonym	Mol. Form.	CAS RN	Mol. Wt.	Physical Form	mp/°C	bp/°C	den/ g cm ⁻³	n _D	Solubility
4540	Diploicin		C ₁₆ H ₁₀ Cl ₂ O ₅	527-93-5	424.059		232				
4541	Di-2-propenoilyldiethyleneglycol		C ₁₀ H ₁₄ O ₅	4074-88-8	214.215			200	1.1110 ²⁵	1.4595 ²⁵	
4542	Di-2-propenoilyl-2,2-dimethyl-1,3-propanediol	2-Propenoic acid, 2,2-dimethyl-1,3-propanediyl ester	C ₁₁ H ₁₆ O ₄	2223-82-7	212.243					1.4542 ²⁵	
4543	Di-2-propenoilyl-1,6-hexanediol	2-Propenoic acid, 1,6-hexanediyl ester	C ₁₂ H ₁₈ O ₄	13048-33-4	226.269				1.010 ²⁵		
4544	Dipropetryn	6-(Ethylthio)- <i>N,N'</i> -diisopropyl-1,3,5-triazine-2,4-diamine	C ₁₁ H ₂₁ N ₃ S	4147-51-7	255.384		105				
4545	1,2-Dipropoxyethane		C ₈ H ₁₈ O ₂	18854-56-3	146.228	liq		163.2 dec	0.8312 ²⁵	1.4013 ²⁵	
4546	Dipropoxymethane	Formaldehyde, dipropyl acetal	C ₇ H ₁₆ O ₂	505-84-0	132.201	liq	-97.3	140.5	0.8345 ²⁰	1.3939 ¹⁹	vs ace, bz, eth, EtOH
4547	<i>N,N</i> -Dipropylacetamide		C ₉ H ₁₇ NO	1116-24-1	143.227			209.5	0.8992 ¹⁷	1.4419 ¹⁷	vs EtOH
4548	Dipropyl adipate		C ₁₂ H ₂₂ O ₄	106-19-4	230.301		-15.7	151 ¹¹	0.9790 ²⁰	1.4314 ²⁰	vs eth, EtOH, chl
4549	Dipropylamine	<i>N</i> -Propyl-1-propanamine	C ₆ H ₁₃ N	142-84-7	101.190	liq	-63	109.3	0.7400 ²⁰	1.4050 ²⁰	s H ₂ O, EtOH; msc eth; vs ace, bz
4550	4-[(Dipropylamino)sulfonyl]benzoic acid	Probenecid	C ₁₃ H ₁₉ NO ₂ S	57-66-9	285.360		195				
4551	<i>N,N</i> -Dipropylaniline		C ₁₂ H ₁₅ N	2217-07-4	177.286	ye lf		242	0.9104 ²⁰	1.5271 ²⁰	i H ₂ O; s EtOH, eth, ace, bz; sl ctc
4552	Dipropylcarbamoithioic acid, <i>S</i> -ethyl ester	EPTC	C ₉ H ₁₉ NOS	759-94-4	189.318			127 ²⁰	0.9546 ³⁰		
4553	Dipropyl carbonate		C ₇ H ₁₄ O ₃	623-96-1	146.184			168	0.9435 ²⁰	1.4008 ²⁰	sl H ₂ O; msc EtOH, eth
4554	Dipropyl disulfide		C ₆ H ₁₄ S ₂	629-19-6	150.305	liq	-85.6	195.8	0.9599 ²⁰	1.4981 ²⁰	
4555	Dipropylene glycol		C ₆ H ₁₄ O ₃	25265-71-8	134.173			230.5	1.0206 ²⁰		msc H ₂ O; s EtOH
4556	Dipropylene glycol dibenzoate		C ₂₀ H ₂₂ O ₅	27138-31-4	342.386			197 ¹			
4557	Dipropylene glycol monomethyl ether	1-(2-Methoxyisopropoxy)-2-propanol	C ₇ H ₁₆ O ₃	34590-94-8	148.200	liq	-80	188.3	0.95	1.4190 ²⁰	
4558	Dipropyl ether	Propyl ether	C ₆ H ₁₄ O	111-43-3	102.174	liq	-114.8	90.08	0.7466 ²⁰	1.3809 ²⁰	sl H ₂ O; vs eth, EtOH
4559	Dipropyl fumarate		C ₁₀ H ₁₆ O ₄	14595-35-8	200.232			110 ⁵	1.0129 ²⁰	1.4435 ²⁰	s EtOH, eth
4560	Dipropyl maleate		C ₁₀ H ₁₆ O ₄	2432-63-5	200.232			126 ¹²	1.0245 ²⁰	1.4434 ²⁰	i H ₂ O; s EtOH, eth, ace, bz
4561	Dipropyl oxalate		C ₈ H ₁₄ O ₄	615-98-5	174.195	liq	-44.3	211	1.0188 ²⁰	1.4158 ²⁰	sl H ₂ O; msc EtOH; s eth
4562	5,5-Dipropyl-2,4-oxazolidinedione		C ₉ H ₁₅ NO ₃	512-12-9	185.220		42.5	149 ³			
4563	Dipropyl succinate		C ₁₀ H ₁₈ O ₄	925-15-5	202.248	liq	-5.9	250.8	1.0020 ²⁰	1.4250 ²⁰	vs ace, bz, eth
4564	Dipropyl sulfate		C ₆ H ₁₄ O ₄ S	598-05-0	182.238			120 ²⁰	1.1064 ²⁰	1.4135 ²⁰	vs peth
4565	Dipropyl sulfide		C ₆ H ₁₄ S	111-47-7	118.240	liq	-102.5	142.9	0.814 ¹⁷	1.4487 ²⁰	i H ₂ O; s EtOH, eth
4566	Dipropyl sulfone		C ₆ H ₁₄ O ₂ S	598-03-8	150.239	cry	29.5		1.0278 ²⁰	1.4456 ³⁰	sl H ₂ O; s EtOH, eth
4567	Dipropyl sulfoxide		C ₆ H ₁₄ OS	4253-91-2	134.239	nd	22.5	80 ²	0.9654 ²⁰	1.4663 ²⁰	vs eth, EtOH
4568	Dipyridamole		C ₂₄ H ₄₀ N ₆ O ₄	58-32-2	504.627		163				
4569	Di-2-pyridinyl disulfide, <i>N,N'</i> -dioxide	Dipyriothione	C ₁₀ H ₈ N ₂ O ₂ S ₂	3696-28-4	252.313	cry (MeOH)	205				
4570	2,2'-Dipyrrylmethane		C ₉ H ₁₀ N ₂	21211-65-4	146.188	lf or nd (al)	73	164 ¹²			vs bz, eth, EtOH
4571	Diquat		C ₁₂ H ₁₂ N ₂	2764-72-9	184.236	Cation					
4572	Diquat dibromide		C ₁₂ H ₁₂ Br ₂ N ₂	85-00-7	344.044		337		1.24 ²⁰		
4573	Disodium calcium EDTA	Edetate calcium disodium	C ₁₀ H ₁₂ CaNa ₂ O ₈	62-33-9	374.268	pow					s H ₂ O
4574	Disodium hydrogen citrate	Sodium acid citrate	C ₆ H ₈ Na ₂ O ₇	144-33-2	236.088	wh pow (w)	149 dec				vs H ₂ O
4575	Disperse Blue No. 1	1,4,5,8-Tetraamino-9,10-anthracenedione	C ₁₄ H ₁₂ N ₄ O ₂	2475-45-8	268.271	red-br nd	331				
4576	Distearyl thiodipropionate	Dioctadecyl thioisopropanoate	C ₄₂ H ₈₂ O ₄ S	693-36-7	683.163	cry	61				
4577	Disulfiram		C ₁₀ H ₂₀ N ₂ S ₄	97-77-8	296.539		71.5	117 ¹⁷			i H ₂ O; s EtOH; sl eth; vs chl
4578	Disulfoton		C ₈ H ₁₉ O ₂ PS ₃	298-04-4	274.405		-25	108 ⁰¹ , 128 ¹	1.144 ²⁰		
4579	1,2-Dithiane		C ₄ H ₈ S ₂	505-20-4	120.237	nd	32.5	80 ¹⁴ , 60 ⁵		1.5981 ²⁵	s eth, bz, chl
4580	1,3-Dithiane		C ₄ H ₈ S ₂	505-23-7	120.237		54	89 ¹⁴		1.5981 ²⁵	vs bz, eth, chl
4581	1,4-Dithiane		C ₄ H ₈ S ₂	505-29-3	120.237	mcl pr	112.3	199.5			sl H ₂ O; s EtOH, eth, ctc, CS ₂ , HOAc
4582	Dithianone		C ₁₄ H ₁₄ N ₂ O ₂ S ₂	3347-22-6	296.324	nd (ace)	220				
4583	Dithiazanine iodide		C ₂₃ H ₂₃ IN ₂ S ₂	514-73-8	518.476	grn nd (MeOH)	248 dec				i H ₂ O
4584	2,2'-Dithiobisbenzoic acid	Diphenyl disulfide-2,2'-dicarboxylic acid	C ₁₄ H ₁₀ O ₄ S ₂	119-80-2	306.357		289.5				i H ₂ O; s EtOH, eth
4585	3,3'-Dithiobispropanoic acid		C ₆ H ₁₀ O ₄ S ₂	1119-62-6	210.271		158				
4586	3,3'-Dithiobis- <i>D</i> -valine		C ₁₀ H ₂₀ N ₂ O ₄ S ₂	20902-45-8	296.407		204.5				



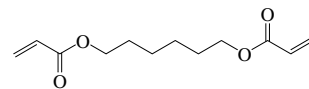
Diploicin



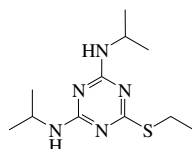
Di-2-propenyldiethyleneglycol



Di-2-propenyl-2,2-dimethyl-1,3-propanediol



Di-2-propenyl-1,6-hexanediol



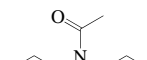
Dipropetryn



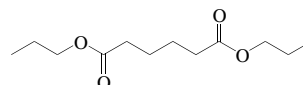
1,2-Dipropoxyethane



Dipropoxymethane



N,N-Dipropylacetamide



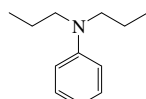
Dipropyl adipate



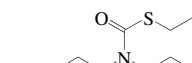
Dipropylamine



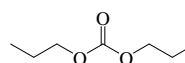
4-((Dipropylamino)sulfonyl)benzoic acid



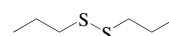
N,N-Dipropylaniline




Dipropylcarbamothioic acid, S-ethyl ester



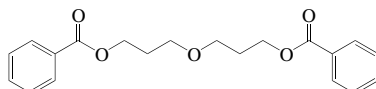
Dipropyl carbonate



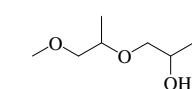
Dipropyl disulfide



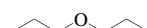
Dipropylene glycol



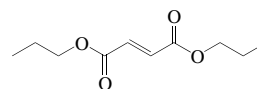
Dipropylene glycol dibenzoate



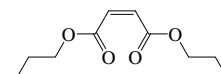
Dipropylene glycol monomethyl ether



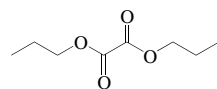
Dipropyl ether



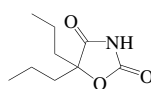
Dipropyl fumarate



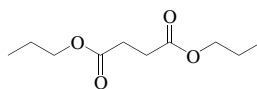
Dipropyl maleate



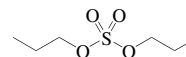
Dipropyl oxalate



5,5-Dipropyl-2,4-oxazolidinedione



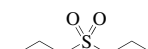
Dipropyl succinate



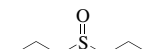
Dipropyl sulfate



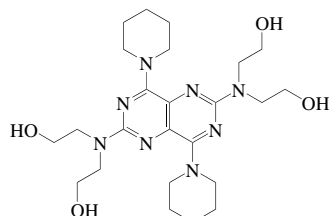
Dipropyl sulfide



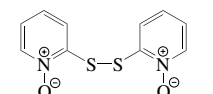
Dipropyl sulfone



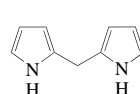
Dipropyl sulfoxide



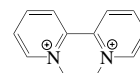
Dipyridamole



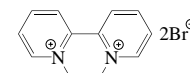
Di-2-pyridinyl disulfide, N,N'-dioxide



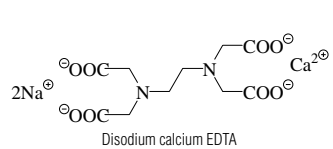
2,2'-Dipyrrylmethane



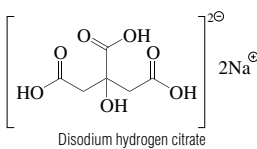
Diquat



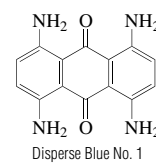
Diquat dibromide



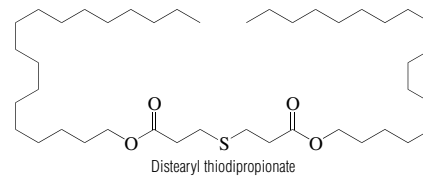
Disodium calcium EDTA



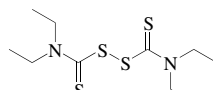
Disodium hydrogen citrate



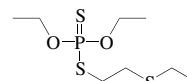
Disperse Blue No. 1



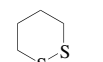
Distearyl thiodipropionate



Disulfiram



Disulfoton



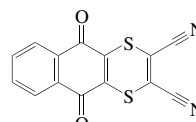
1,2-Dithiane



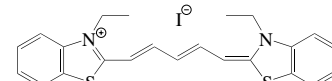
1,3-Dithiane



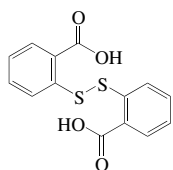
1,4-Dithiane



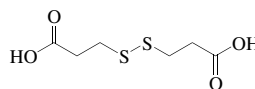
Dithianone



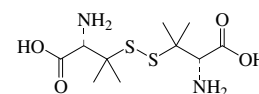
Dithiazanine iodide



2,2'-Dithiobisbenzoic acid

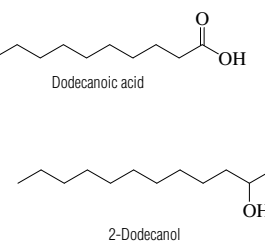
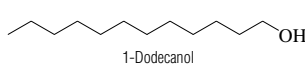
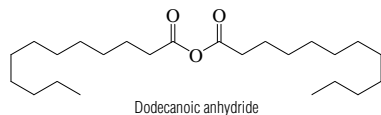
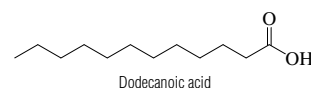
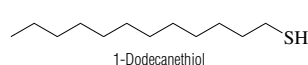
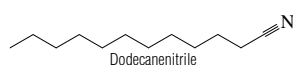
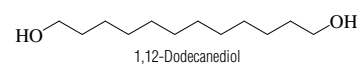
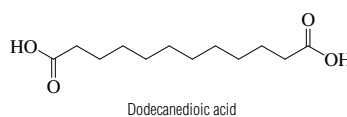
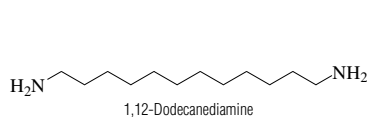
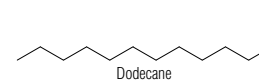
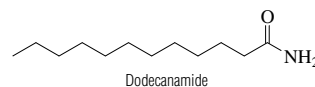
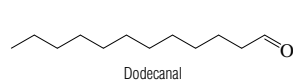
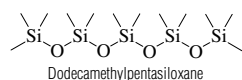
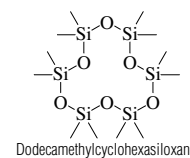
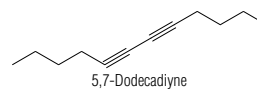
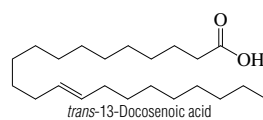
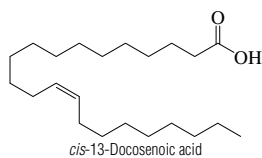
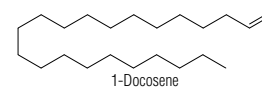
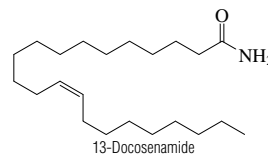
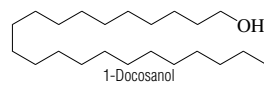
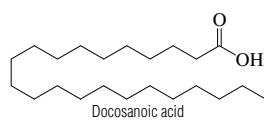
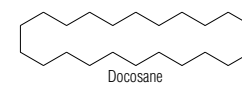
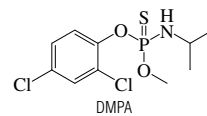
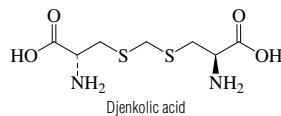
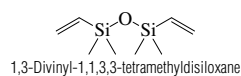
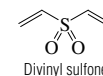
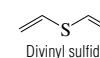
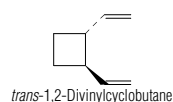
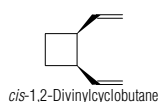
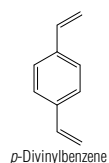
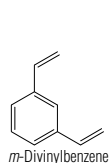
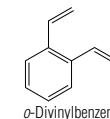
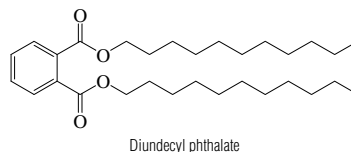
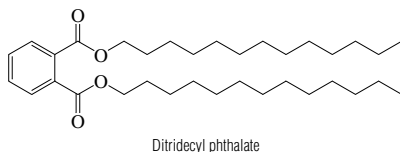
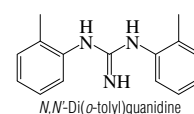
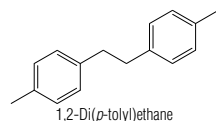
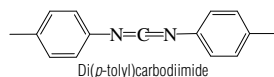
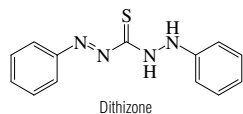
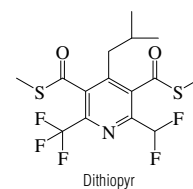
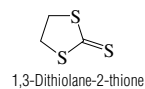
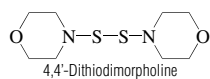
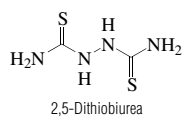


3,3'-Dithiobispropanoic acid

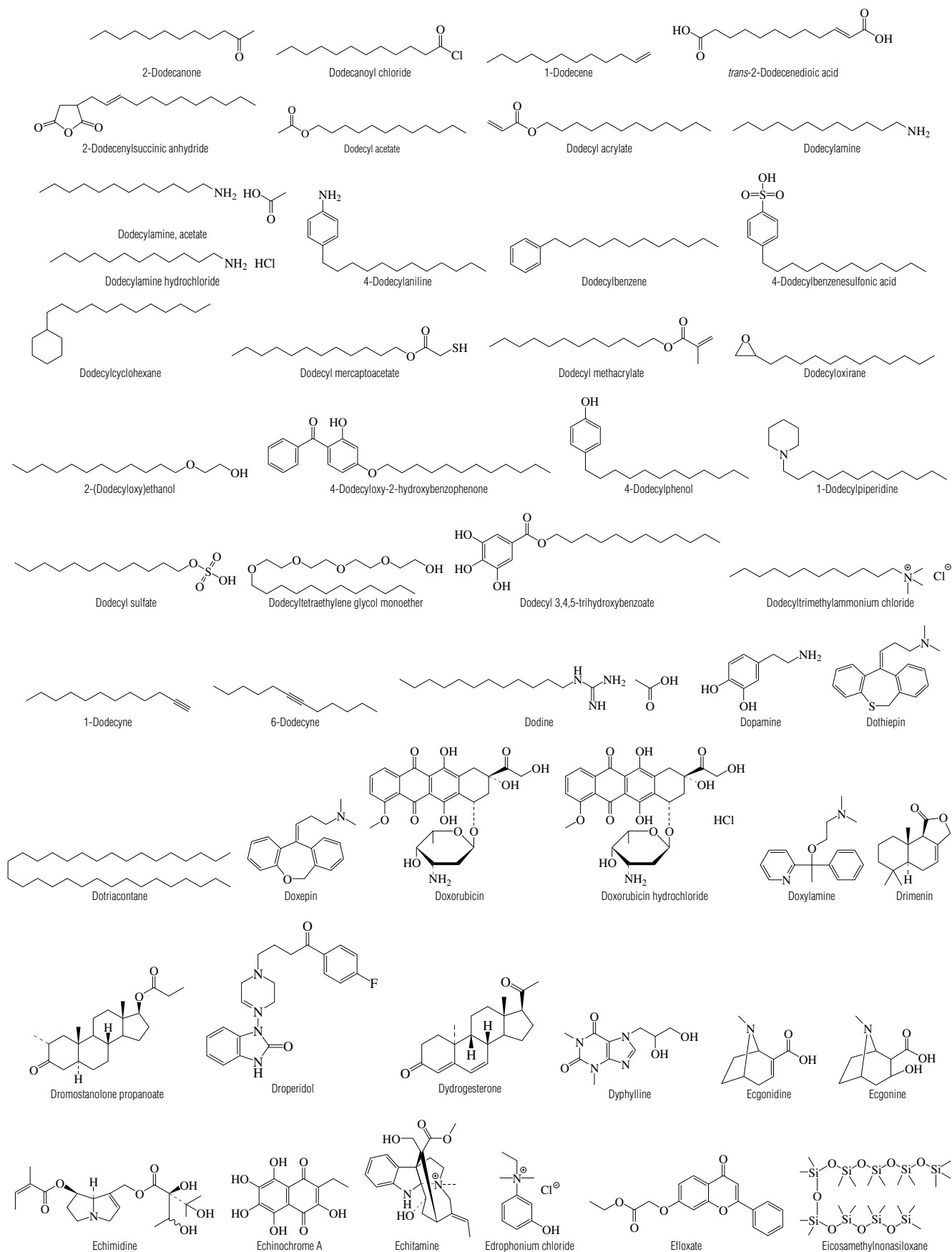


3,3'-Dithiobis-D-valine

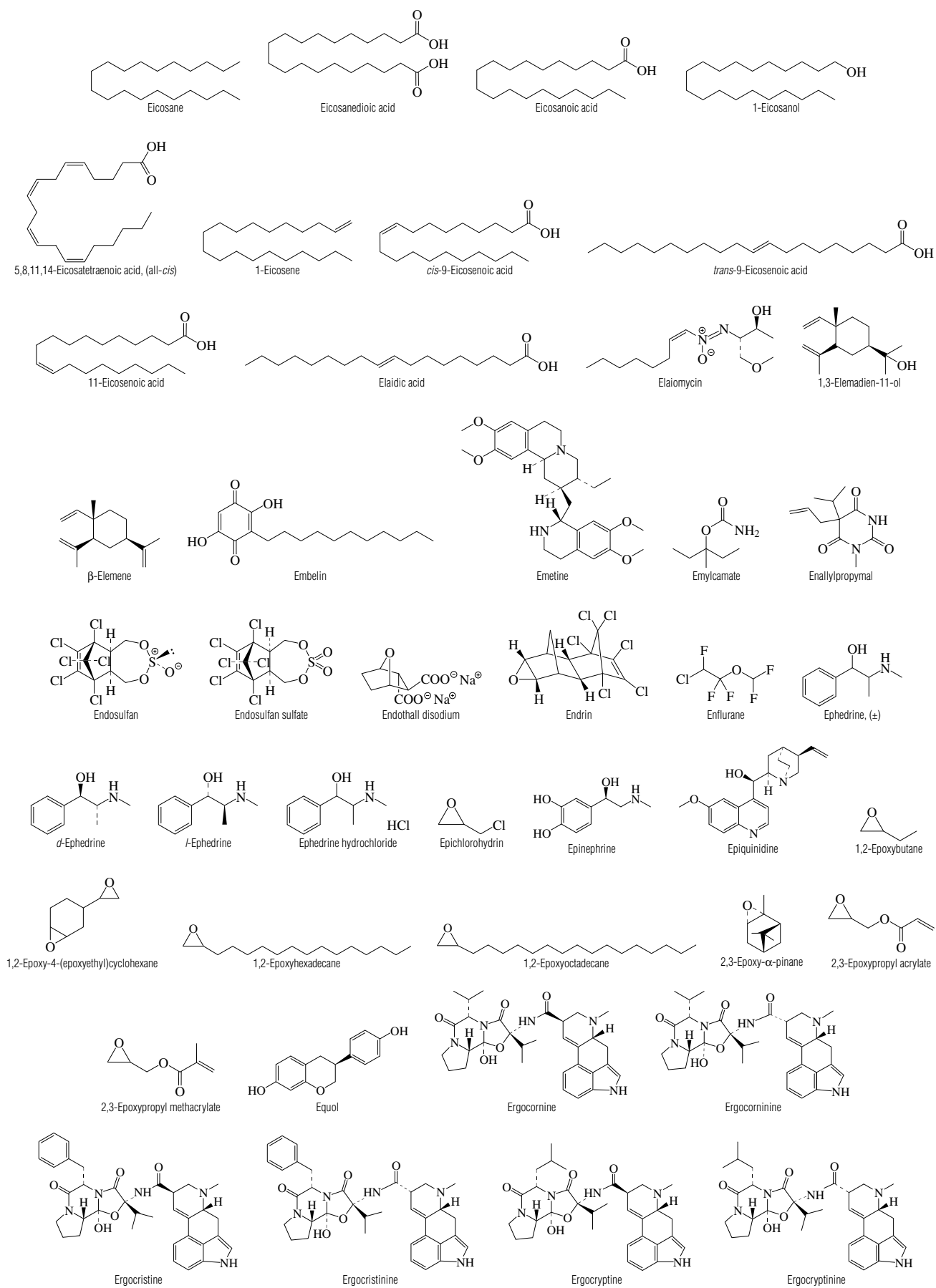
No.	Name	Synonym	Mol. Form.	CAS RN	Mol. Wt.	Physical Form	mp/°C	bp/°C	den/ g cm ⁻³	n _D	Solubility
4587	2,5-Dithiobiurea	1,2-Hydrazinedicarbthioamide	C ₂ H ₆ N ₄ S ₂	142-46-1	150.226	nd (w)	214				
4588	4,4'-Dithiodimorpholine		C ₈ H ₁₆ N ₂ O ₂ S ₂	103-34-4	236.355		124.5				s chl
4589	1,2-Dithiolane		C ₂ H ₆ S ₂	557-22-2	106.210		77	90 ²⁷			
4590	1,3-Dithiolane	1,3-Dithiacyclopentane	C ₃ H ₆ S ₂	4829-04-3	106.210	liq	-50	175	1.259 ¹⁷	1.5975 ¹⁵	s EtOH, eth, xyl
4591	1,3-Dithiolane-2-thione		C ₂ H ₄ S ₃	822-38-8	136.259		35	307			
4592	Dithiopyr		C ₁₅ H ₁₆ F ₅ NO ₂ S ₂	97886-45-8	401.416		65				
4593	Dithizone		C ₁₃ H ₁₂ N ₄ S	60-10-6	256.326	bl-blk (chl-al)	167 dec				i H ₂ O; sl EtOH, eth; s chl, alk
4594	Di(<i>p</i> -tolyl)carbodiimide		C ₁₅ H ₁₄ N ₂	726-42-1	222.285		58.5	221 ²⁰	1.1500 ²⁰		
4595	1,2-Di(<i>p</i> -tolyl)ethane	1,2-Bis(<i>p</i> -tolyl)ethane	C ₁₆ H ₁₈	538-39-6	210.314	lf (al)	85	178 ¹⁸			i H ₂ O; sl EtOH; s bz, peth
4596	<i>N,N'</i> -Di(<i>o</i> -tolyl)guanidine		C ₁₅ H ₁₇ N ₃	97-39-2	239.316	cry (dil al)	179		1.10 ²⁰		sl H ₂ O, tfa, EtOH; vs eth; s chl
4597	Ditridecyl phthalate		C ₃₄ H ₅₈ O ₄	119-06-2	530.823	liq		285 ^{3,5}	0.952 ²⁵		
4598	Diundecyl phthalate		C ₃₀ H ₅₀ O ₄	3648-20-2	474.716	cry (EtOH)	35.5				
4599	Diuron		C ₇ H ₁₀ Cl ₂ N ₂ O	330-54-1	233.093		158				
4600	<i>o</i> -Divinylbenzene	1,2-Divinylbenzene	C ₁₀ H ₁₀	91-14-5	130.186			82 ¹⁴	0.9325 ²²	1.5767 ²⁰	s ace, bz
4601	<i>m</i> -Divinylbenzene	1,3-Divinylbenzene	C ₁₀ H ₁₀	108-57-6	130.186		-52.3	121 ⁷⁶ , 52 ³	0.9294 ²⁰	1.5760 ²⁰	s ace, bz
4602	<i>p</i> -Divinylbenzene	1,4-Divinylbenzene	C ₁₀ H ₁₀	105-06-6	130.186		31	95 ¹⁸ , 34 ⁰²	0.913 ⁴⁰	1.5835 ²⁵	s ace, bz
4603	<i>cis</i> -1,2-Divinylcyclobutane		C ₈ H ₁₂	16177-46-1	108.181			38 ²⁸	0.8010 ²⁰	1.4563 ²⁰	
4604	<i>trans</i> -1,2-Divinylcyclobutane		C ₈ H ₁₂	6553-48-6	108.181			112.5	0.7817 ²⁰	1.4451 ²⁰	
4605	Divinyl ether		C ₄ H ₆ O	109-93-3	70.090	vol liq or gas	-100.6	28.3	0.773 ²⁰	1.3989 ²⁰	i H ₂ O; msc EtOH, eth, ace, chl
4606	Divinyl sulfide	Vinyl sulfide	C ₄ H ₆ S	627-51-0	86.156		20	84	0.9174 ¹⁵		sl H ₂ O; s ace; msc EtOH, eth
4607	Divinyl sulfone	Vinyl sulfone	C ₄ H ₆ O ₂ S	77-77-0	118.155	liq	-26	234.5	1.177 ²⁵	1.4765 ²⁰	
4608	1,3-Divinyl-1,1,3,3-tetramethyldisiloxane		C ₈ H ₁₆ OSi ₂	2627-95-4	186.399	liq	-99.7	39	0.811 ²⁰	1.4123 ²⁰	
4609	Djenkolic acid		C ₇ H ₁₄ N ₂ O ₄ S ₂	498-59-9	254.327	nd(w)	≈325 dec				
4610	DMPA		C ₁₀ H ₁₄ Cl ₂ NO ₂ PS	299-85-4	314.169	solid	51.4	150 ²			sl H ₂ O; vs bz, ctc, ace
4611	Docosane		C ₂₂ H ₄₆	629-97-0	310.600	pl(to), cry (eth)	43.6	368.6	0.7944 ²⁰	1.4455 ²⁰	i H ₂ O; s EtOH, chl; vs eth
4612	Docosanoic acid	Behenic acid	C ₂₂ H ₄₄ O ₂	112-85-6	340.583	nd	81.5	306 ⁶⁰	0.8223 ⁹⁰	1.4270 ¹⁰⁰	sl H ₂ O, EtOH, eth
4613	1-Docosanol		C ₂₂ H ₄₆ O	661-19-8	326.599	cry (ace, chl)	72.5	180 ^{9,22}			sl H ₂ O, eth; vs EtOH, MeOH; s chl
4614	13-Docosenamide	Erucamide	C ₂₂ H ₄₃ NO	112-84-5	337.582	cry	94				
4615	1-Docosene		C ₂₂ H ₄₄	1599-67-3	308.584		38	367	0.794 ²⁵		
4616	<i>cis</i> -13-Docosenoic acid	Erucic acid	C ₂₂ H ₄₂ O ₂	112-86-7	338.567	nd (al)	34.7	265 ¹⁵	0.860 ⁵⁵	1.4758 ²⁰	i H ₂ O; s EtOH, ctc; vs eth, MeOH
4617	<i>trans</i> -13-Docosenoic acid	Brassicic acid	C ₂₂ H ₄₂ O ₂	506-33-2	338.567	pl (al)	61.9	282 ³⁰ , 256 ¹⁰	0.8585 ⁵⁷	1.4347 ¹⁰⁰	
4618	5,7-Dodecadiyne	Dibutylbutadiyne	C ₁₂ H ₁₈	1120-29-2	162.271			103 ⁸			
4619	Dodecamethylcyclohexasiloxane		C ₁₂ H ₃₆ O ₆ Si ₆	540-97-6	444.923	liq	-1.5	245	0.9672 ²⁵	1.4015 ²⁰	i H ₂ O
4620	Dodecamethylpentasiloxane		C ₁₂ H ₃₆ O ₅ Si ₅	141-63-9	384.840	liq	-80	232; 105 ¹²	0.8755 ²⁰	1.3925 ²⁰	s ctc, CS ₂
4621	Dodecanal	Lauraldehyde	C ₁₂ H ₂₄ O	112-54-9	184.318	lf	44.5	185 ¹⁰⁰ , 100 ^{2,5}	0.8352 ¹⁵	1.435 ²²	i H ₂ O; sl EtOH; s eth
4622	Dodecanamide		C ₁₂ H ₂₅ NO	1120-16-7	199.333	nd	110	199 ¹²		1.4287 ¹¹⁰	i H ₂ O; s EtOH, ace, ctc; sl eth, bz
4623	Dodecane		C ₁₂ H ₂₆	112-40-3	170.334	liq	-9.57	216.32	0.7495 ²⁰	1.4210 ²⁰	i H ₂ O; vs EtOH, eth, ace, ctc, chl
4624	1,12-Dodecanediamine		C ₁₂ H ₂₈ N ₂	2783-17-7	200.363		67.38	135 ³			
4625	Dodecanedioic acid		C ₁₂ H ₂₂ O ₄	693-23-2	230.301		128	222 ²⁵	1.15 ²⁵		s tfa
4626	1,12-Dodecanediol		C ₁₂ H ₂₆ O ₂	5675-51-4	202.333	cry (bz, dil al)	81.3	189 ¹²			s tfa
4627	Dodecanenitrile	Lauronitrile	C ₁₂ H ₂₃ N	2437-25-4	181.318		4	277; 198 ¹⁰⁰	0.8240 ²⁰	1.4361 ²⁰	i H ₂ O; msc EtOH, eth, ace, bz, chl
4628	1-Dodecanethiol		C ₁₂ H ₂₆ S	112-55-0	202.399	liq	-6.7	277; 143 ¹⁵	0.844 ²⁰	1.4589 ²⁰	i H ₂ O; s EtOH, eth, chl
4629	Dodecanoic acid	Lauric acid	C ₁₂ H ₂₄ O ₂	143-07-7	200.318	nd (al)	43.8	225 ¹⁰⁰	0.8679 ⁹⁰	1.4183 ⁸²	i H ₂ O; vs EtOH, eth; s ace; msc bz
4630	Dodecanoic anhydride		C ₂₄ H ₄₆ O ₃	645-66-9	382.620	lf (al, eth)	41.8		0.8533 ⁷⁰	1.4292 ⁷⁰	vs EtOH
4631	1-Dodecanol	Lauryl alcohol	C ₁₂ H ₂₆ O	112-53-8	186.333	lf (dil al)	23.9	260	0.8309 ²⁴		i H ₂ O; s EtOH, eth; sl bz
4632	2-Dodecanol		C ₁₂ H ₂₆ O	10203-28-8	186.333		19	252	0.8286 ²⁰	1.4400 ²⁰	



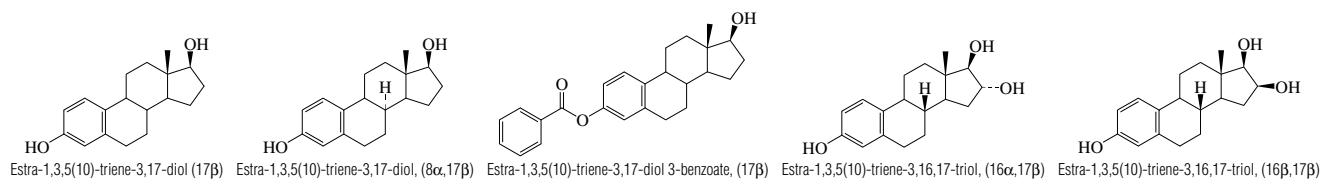
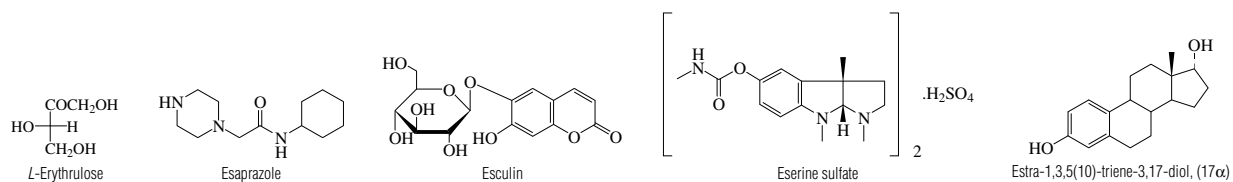
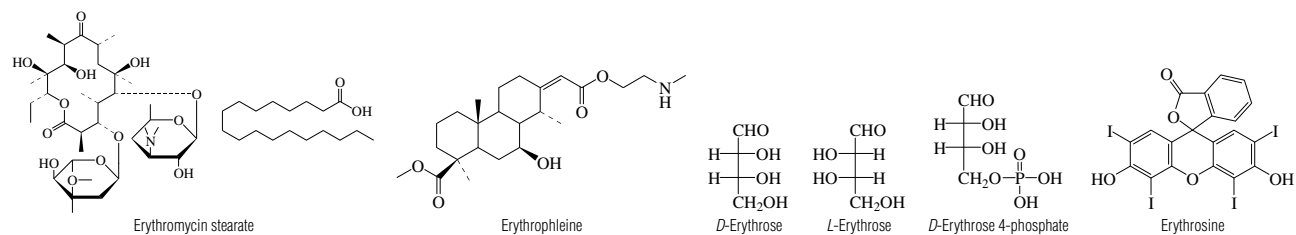
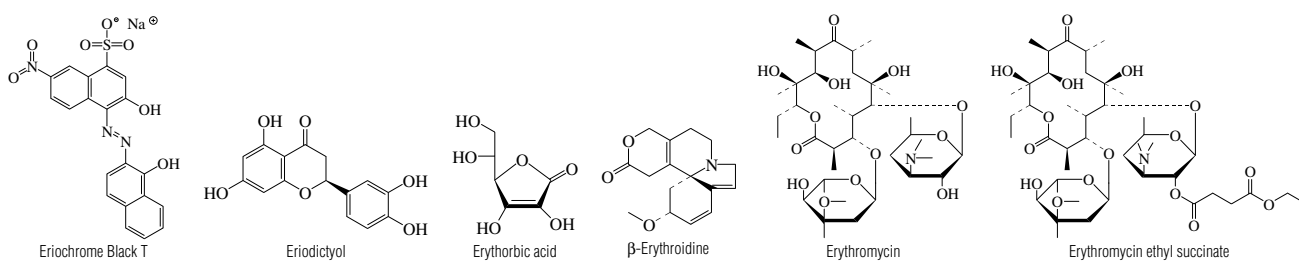
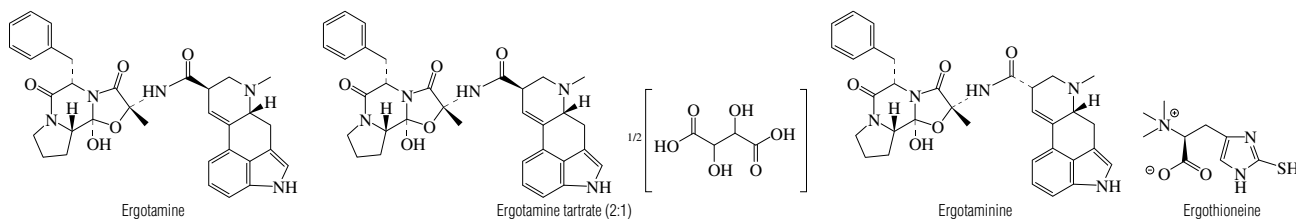
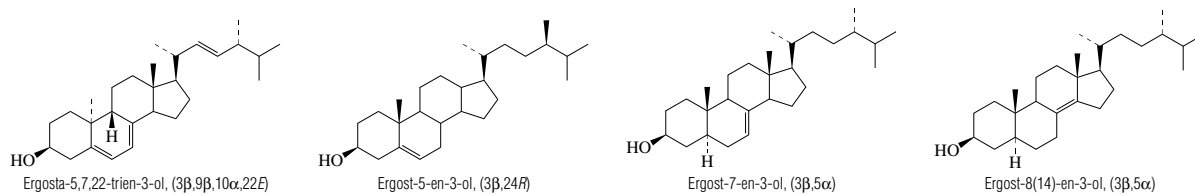
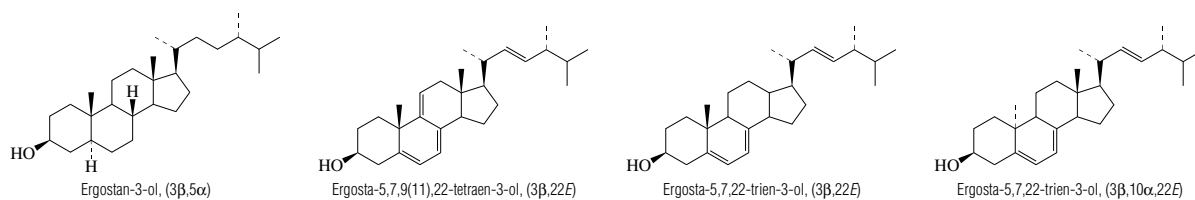
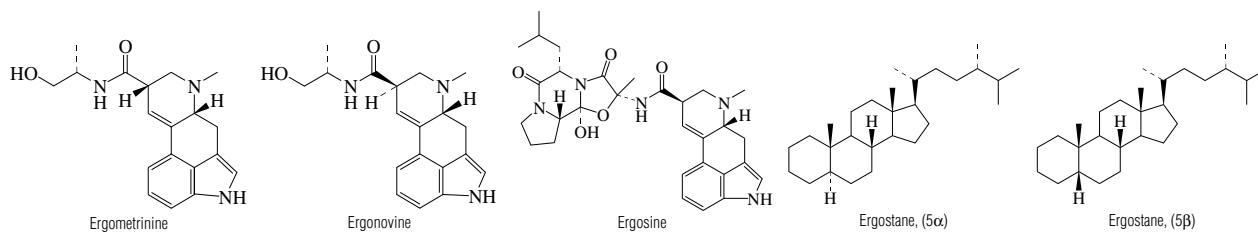
No.	Name	Synonym	Mol. Form.	CAS RN	Mol. Wt.	Physical Form	mp/°C	bp/°C	den/ g cm ⁻³	n _D	Solubility
4633	2-Dodecanone	Decyl methyl ketone	C ₁₂ H ₂₄ O	6175-49-1	184.318		21	246.5	0.8198 ²⁰	1.4330 ²⁰	i H ₂ O; s EtOH, eth, ace; sl ctc
4634	Dodecanoyl chloride		C ₁₂ H ₂₃ ClO	112-16-3	218.763		-17	145 ¹⁸	0.9169 ²⁵	1.4458 ²⁰	vs eth
4635	1-Dodecene		C ₁₂ H ₂₄	112-41-4	168.319	liq	-35.2	213.8	0.7584 ²⁰	1.4300 ²⁰	i H ₂ O; s EtOH, eth, ace, ctc, peth
4636	<i>trans</i> -2-Dodecenedioic acid	Traumatic acid	C ₁₂ H ₂₀ O ₄	6402-36-4	228.285	cry (al,ace)	165.5				vs eth, EtOH, chl
4637	2-Dodecenylsuccinic anhydride		C ₁₈ H ₂₈ O ₃	19780-11-1	266.375	hyg cry	42	181 ⁵			
4638	Dodecyl acetate		C ₁₄ H ₂₈ O ₂	112-66-3	228.371		0.7	265; 180 ⁴⁰	0.8652 ²²	1.4439 ²⁰	
4639	Dodecyl acrylate	Lauryl 2-propenoate	C ₁₅ H ₂₈ O ₂	2156-97-0	240.382		4	120 ^{0.8}	0.8727 ²⁰		
4640	Dodecylamine	1-Dodecanamine	C ₁₂ H ₂₇ N	124-22-1	185.349		28.3	259	0.8015 ²⁰	1.4421 ²⁰	sl H ₂ O; msc EtOH, eth, bz, chl
4641	Dodecylamine, acetate	1-Dodecanamine, acetate	C ₁₄ H ₃₁ NO ₂	2016-56-0	245.402		69.5				vs H ₂ O, EtOH
4642	Dodecylamine hydrochloride	Lauryl amine hydrochloride	C ₁₂ H ₂₅ ClN	929-73-7	221.810		186				vs H ₂ O, EtOH
4643	4-Dodecylaniline		C ₁₈ H ₃₁ N	104-42-7	261.446		41.5	211 ¹⁰			
4644	Dodecylbenzene	Laurylbenzene	C ₁₈ H ₃₀	123-01-3	246.431		3	328	0.8551 ²⁰	1.4824 ²⁰	i H ₂ O
4645	4-Dodecylbenzenesulfonic acid		C ₁₈ H ₃₀ O ₃ S	121-65-3	326.494			>205			
4646	Dodecylcyclohexane		C ₁₈ H ₃₆	1795-17-1	252.479		12.5	331	0.8223 ²⁰	1.4559 ²⁰	
4647	Dodecyl mercaptoacetate		C ₁₄ H ₂₈ O ₂ S	3746-39-2	260.436		1.5	171 ³			
4648	Dodecyl methacrylate		C ₁₆ H ₃₀ O ₂	142-90-5	254.408			142 ⁴	0.866 ²⁰		
4649	Dodecyloxirane	1,2-Epoxytridecane	C ₁₄ H ₂₈ O	3234-28-4	212.371	oil		95 ^{0.4}	0.845	1.4408 ²⁰	
4650	2-(Dodecyloxy)ethanol		C ₁₄ H ₃₀ O ₂	4536-30-5	230.387			143 ^{0.8}			
4651	4-Dodecyloxy-2-hydroxybenzophenone		C ₂₅ H ₃₄ O ₃	2985-59-3	382.536		43.5				
4652	4-Dodecylphenol		C ₁₈ H ₃₀ O	104-43-8	262.430	nd (bz)	66	175 ²			
4653	1-Dodecylpiperidine		C ₁₇ H ₃₅ N	5917-47-5	253.467	pa ye		161 ⁵ , 115 ^{0.6}	0.8378 ²⁰	1.4588 ²⁰	
4654	Dodecyl sulfate	Lauryl sulfate	C ₁₂ H ₂₆ O ₄ S	151-41-7	266.397	cry					s H ₂ O
4655	Dodecyltetraethylene glycol monoether	3,6,9,12-Tetraoxatetracosan-1-ol	C ₂₀ H ₄₂ O ₅	5274-68-0	362.544			247 ¹⁰			
4656	Dodecyl 3,4,5-trihydroxybenzoate		C ₁₉ H ₃₀ O ₅	1166-52-5	338.438		96.5				s ace
4657	Dodecyltrimethylammonium chloride		C ₁₅ H ₃₄ ClN	112-00-5	263.891		246 dec				vs H ₂ O, ace, EtOH, chl
4658	1-Dodecyne	Decylacetylene	C ₁₂ H ₂₂	765-03-7	166.303	liq	-19	215	0.7788 ²⁰	1.4340 ²⁰	
4659	6-Dodecyne		C ₁₂ H ₂₂	6975-99-1	166.303			210; 100 ¹⁴	0.785 ²⁰	1.4442 ²⁰	vs ace, eth, EtOH
4660	Dodine	Dodecylguanidine, monoacetate	C ₁₅ H ₃₃ N ₃ O ₂	2439-10-3	287.442		136				
4661	Dopamine	4(2-Aminoethyl)-1,2-benzenediol	C ₈ H ₁₁ NO ₂	51-61-6	153.179	pr					
4662	Dothiepin		C ₁₉ H ₂₁ NS	113-53-1	295.442		56	172 ^{0.05}			
4663	Dotriacontane	Bicetyl	C ₃₂ H ₆₆	544-85-4	450.866	pl (bz,chl,HO Ac,eth)	69.4	467	0.8124 ²⁰	1.4550 ²⁰	i H ₂ O; sl EtOH, chl; s eth, ctc; vs bz
4664	Doxepin		C ₁₉ H ₂₁ NO	1668-19-5	279.376	oily liq		155 ^{0.03} , 265 ^{0.2}			
4665	Doxorubicin	Adriamycin	C ₂₇ H ₂₉ NO ₁₁	23214-92-8	543.519	cry	230				
4666	Doxorubicin hydrochloride	Adriamycin hydrochloride	C ₂₇ H ₃₀ ClNO ₁₁	25316-40-9	579.980	oran-red nd	204 dec				s H ₂ O, MeOH; i ace, bz, chl, eth, peth
4667	Doxylamine		C ₁₇ H ₂₂ N ₂ O	469-21-6	270.369	liq		139 ^{0.5}			
4668	Drimenin		C ₁₅ H ₂₂ O ₂	2326-89-8	234.335	cry	133	110 ^{0.1}			i H ₂ O
4669	Dromostanolone propanoate	2-Methyl-17-(1-oxopropoxy)androstan-3-one, (2α,5α,17β)	C ₂₃ H ₃₆ O ₃	521-12-0	360.530		128				
4670	Droperidol	Dehydrobenzperidol	C ₂₂ H ₂₇ FN ₃ O ₂	548-73-2	379.427	cry (w)	146 (hyd)				i H ₂ O; sl EtOH, eth, bz; s chl, DMF
4671	Dydrogesterone		C ₂₁ H ₂₈ O ₂	152-62-5	312.446	cry (ace/hx)	170				
4672	Dyphylline		C ₁₀ H ₁₄ N ₄ O ₄	479-18-5	254.243		161.5				
4673	Ecgonidine		C ₈ H ₁₃ NO ₂	484-93-5	167.205	cry (MeOH) (MeOH-eth)	228 dec				vs H ₂ O
4674	Ecgonine		C ₈ H ₁₅ NO ₃	481-37-8	185.220	mcl pr	205				vs H ₂ O, EtOH
4675	Echimidine		C ₂₀ H ₃₁ NO ₇	520-68-3	397.463	glass					
4676	Echinochrome A	2-Ethyl-3,5,6,7,8-pentahydroxy-1,4-naphthalenedione	C ₁₂ H ₁₀ O ₇	517-82-8	266.203	red nd (Diox-w)	220 dec	sub 120			sl H ₂ O; s EtOH, ace; vs eth, bz
4677	Echitamine		C ₂₂ H ₃₀ N ₂ O ₅	6871-44-9	402.483		206				s H ₂ O, EtOH, eth, chl, con sulf; i peth
4678	Edrophonium chloride		C ₁₀ H ₁₆ ClNO	116-38-1	201.693	cry	162				vs H ₂ O; s EtOH; i eth, chl
4679	Eflorate	Ethyl [(4-oxo-2-phenyl-4 <i>H</i> -1-benzopyran-7-yl)oxy]acetate	C ₁₉ H ₁₆ O ₅	119-41-5	324.327		123.7				s chl
4680	Eicosamethylnonasiloxane		C ₂₀ H ₆₀ O ₆ Si ₉	2652-13-3	681.455			307.5; 198 ¹⁶	0.9173 ²⁰	1.3980 ²⁰	vs bz



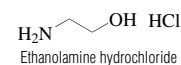
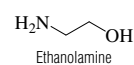
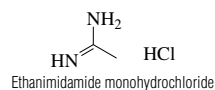
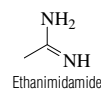
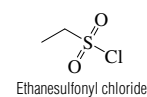
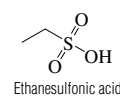
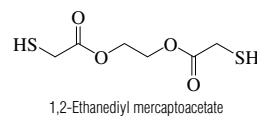
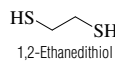
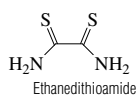
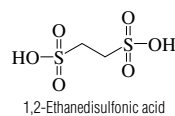
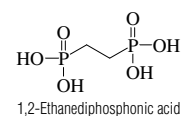
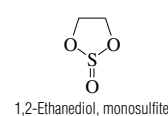
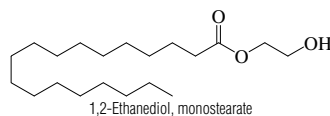
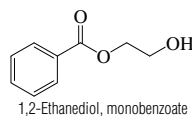
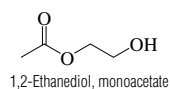
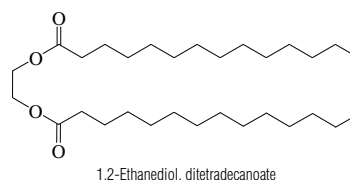
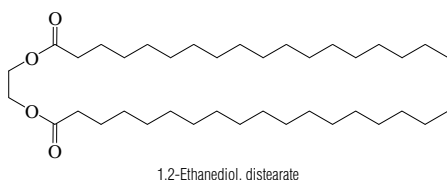
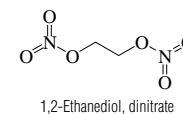
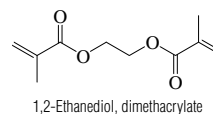
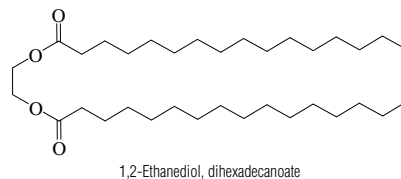
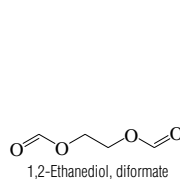
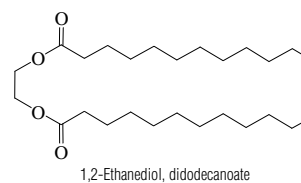
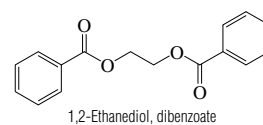
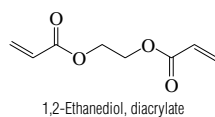
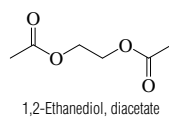
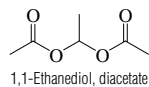
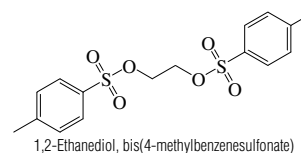
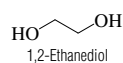
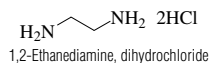
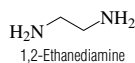
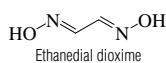
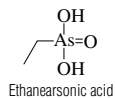
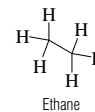
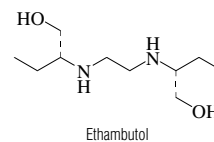
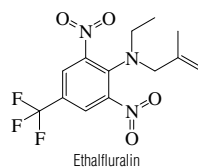
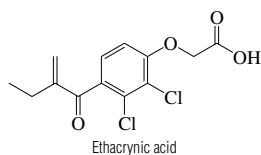
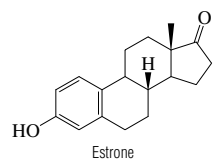
No.	Name	Synonym	Mol. Form.	CAS RN	Mol. Wt.	Physical Form	mp/°C	bp/°C	den/ g cm ⁻³	n _D	Solubility
4681	Eicosane	Icosane	C ₂₀ H ₄₂	112-95-8	282.547	lf (al)	36.6	343	0.7886 ²⁰	1.4425 ²⁰	i H ₂ O; s eth, peth, bz, sl chl; vs ace
4682	Eicosanedioic acid	1,18-Octadecanedicarboxylic acid	C ₂₀ H ₃₈ O ₄	2424-92-2	342.514	cry (bz,al)	125.5	233 ²			s eth
4683	Eicosanoic acid	Arachidic acid	C ₂₀ H ₄₀ O ₂	506-30-9	312.531	pl (al)	76.5	dec 328; 204 ¹	0.8240 ¹⁰⁰	1.425 ¹⁰⁰	i H ₂ O; sl EtOH; vs eth; s bz, chl
4684	1-Eicosanol	Arachic alcohol	C ₂₀ H ₄₂ O	629-96-9	298.546	wax (al), cry (chl)	65.4	356; 222 ³	0.8405 ²⁰	1.4350 ²⁰	i H ₂ O; sl EtOH, chl; vs ace; s bz, peth
4685	5,8,11,14-Eicosatetraenoic acid, (all- <i>cis</i>)	Arachidonic acid	C ₂₀ H ₃₂ O ₂	506-32-1	304.467		-49.5	163 ¹	0.9082 ²⁰	1.4824 ²⁰	i H ₂ O; vs ace, eth, EtOH, peth
4686	1-Eicosene		C ₂₀ H ₄₀	3452-07-1	280.532		28.5	341; 151 ²	0.7882 ³⁰	1.4440 ³⁰	i H ₂ O; s bz, peth
4687	<i>cis</i> -9-Eicosenoic acid		C ₂₀ H ₃₈ O ₂	29204-02-2	310.515		24.5	220 ⁶	0.8882 ²⁵		
4688	<i>trans</i> -9-Eicosenoic acid		C ₂₀ H ₃₈ O ₂	506-31-0	310.515		54				
4689	11-Eicosenoic acid		C ₂₀ H ₃₈ O ₂	2462-94-4	310.515		24	267 ¹⁵	0.8826 ²⁵		vs EtOH, MeOH
4690	Elaidic acid	<i>trans</i> -9-Octadecenoic acid	C ₁₈ H ₃₄ O ₂	112-79-8	282.462	pl (al)	45	288 ¹⁰⁰ , 234 ¹⁵	0.8734 ⁴⁵	1.4499 ⁴⁵	i H ₂ O; s EtOH, eth, bz, chl
4691	Elaiomycin		C ₁₃ H ₂₆ N ₂ O ₃	23315-05-1	258.356	ye oil				1.4798 ²⁵	sl H ₂ O; s os
4692	1,3-Elemadien-11-ol	Elemol	C ₁₃ H ₂₆ O	639-99-6	222.366	cry (al)	52.5	142 ¹²	0.9345 ¹⁸	1.4980 ¹⁸	
4693	β-Elementene		C ₁₃ H ₂₄	33880-83-0	204.352			120 ¹⁶ , 104 ¹¹	0.8749 ²⁰	1.4935 ²⁰	
4694	Embelin	2,5-Dihydroxy-3-undecyl-2,5-cyclohexadiene-1,4-dione	C ₁₇ H ₂₆ O ₄	550-24-3	294.386	oran pl (al)	142.5				vs bz, eth, EtOH
4695	Emetine	6',7',10,11-Tetramethoxyemetan	C ₂₉ H ₄₀ N ₂ O ₄	483-18-1	480.639	amor pow	74				i H ₂ O; s EtOH, eth, ace; sl bz, chl
4696	Emylcamate	3-Methyl-3-pentanol, carbamate	C ₇ H ₁₅ NO ₂	78-28-4	145.200	nd	57	35 ¹			sl H ₂ O; vs bz, eth, EtOH
4697	Enallylpropymal		C ₁₁ H ₁₆ N ₂ O ₃	1861-21-8	224.256	cry (w, dil al)	56.5	177 ¹²			vs bz, eth, EtOH, chl
4698	Endosulfan		C ₉ H ₆ Cl ₆ O ₃ S	115-29-7	406.925		106	106 ^{9,7}	1.745 ²⁰		
4699	Endosulfan sulfate		C ₉ H ₆ Cl ₆ O ₄ S	1031-07-8	422.925	cry (cyhex)	181				
4700	Endothall disodium		C ₈ H ₁₀ Na ₂ O ₃	145-73-3	232.142		144		1.431 ²⁰		
4701	Endrin		C ₁₂ H ₆ Cl ₆ O	72-20-8	380.909	cry	dec 245				vs ace, bz, xyl; s ctc, hx
4702	Enflurane		C ₃ H ₂ ClF ₂ O	13838-16-9	184.492	liq		56.5	1.5121 ²⁵	1.3025 ²⁰	vs os
4703	Ephedrine, (±)	α-[1-(Methylamino)ethyl]benzenemethanol, (<i>R</i> *, <i>S</i> *)-(±)-	C ₁₀ H ₁₅ NO	90-81-3	165.232	nd (eth, peth)	76.5	135 ¹²	1.1220 ²⁰		s H ₂ O, EtOH, eth, bz, chl
4704	<i>d</i> -Ephedrine	α-[1-(Methylamino)ethyl]benzenemethanol, [<i>S</i> -(<i>R</i> *, <i>S</i> *)]-	C ₁₀ H ₁₅ NO	321-98-2	165.232	pl (w)	40	225			s H ₂ O, EtOH, eth, bz, chl
4705	<i>l</i> -Ephedrine	α-[1-(Methylamino)ethyl]benzenemethanol, [<i>R</i> -(<i>R</i> *, <i>S</i> *)]-	C ₁₀ H ₁₅ NO	299-42-3	165.232	pl (w + 1)	40	225	1.0085 ²²		s H ₂ O, EtOH, eth, bz, chl
4706	Ephedrine hydrochloride	2-(Methylamino)-1-phenyl-1-propanol, hydrochloride	C ₁₀ H ₁₆ ClNO	50-98-6	201.693	orth nd	219		1.0208 ²⁰		
4707	Epichlorohydrin	(Chloromethyl)oxirane	C ₃ H ₅ ClO	13403-37-7	92.524	liq	-26	118; 62 ¹⁰⁰	1.1812 ²⁰	1.4358 ²⁵	sl H ₂ O; msc EtOH, eth; s bz, ctc
4708	Epinephrine	<i>D</i> -Adrenaline	C ₉ H ₁₃ NO ₃	51-43-4	183.204	br (in air)	211.5				sl H ₂ O; i EtOH; s HOAc, acid
4709	Epiquinidine		C ₂₀ H ₂₄ N ₂ O ₂	572-59-8	324.417	cry (AcOEt) lf (eth)	113				vs EtOH; s eth
4710	1,2-Epoxybutane	Ethyloxirane	C ₄ H ₈ O	106-88-7	72.106	liq	-150	63.4	0.8297 ²⁰	1.3851 ²⁰	vs EtOH, ace; msc eth
4711	1,2-Epoxy-4-(epoxyethyl)cyclohexane	4-Vinyl-1-cyclohexene dioxide	C ₈ H ₁₂ O ₂	106-87-6	140.180		<-55	227	1.0966 ²⁰	1.4787 ²⁰	vs H ₂ O
4712	1,2-Epoxyhexadecane	Tetradecyloxirane	C ₁₆ H ₃₂ O	7320-37-8	240.424	hyg cry or liq	24.1	178 ¹²	0.846	1.2240	
4713	1,2-Epoxyoctadecane	Hexadecyloxirane	C ₁₈ H ₃₆ O	7390-81-0	268.478	hyg cry	26.1	137 ^{70,5}			
4714	2,3-Epoxy-α-pinane		C ₁₀ H ₁₆ O	1686-14-2	152.233			85 ²⁴			
4715	2,3-Epoxypropyl acrylate	Glycidyl acrylate	C ₉ H ₁₀ O ₃	106-90-1	128.126			53 ¹⁰	1.1109 ²⁰	1.4490 ²⁰	vs bz
4716	2,3-Epoxypropyl methacrylate	Glycidyl methacrylate	C ₉ H ₁₀ O ₃	106-91-2	142.152			189; 75 ¹⁰	1.042 ²⁰	1.448 ²⁵	vs bz, eth, EtOH
4717	Equol		C ₁₄ H ₁₄ O ₃	531-95-3	230.259	cry (aq, al)	189.5				
4718	Ergocornine		C ₃₁ H ₃₉ N ₅ O ₃	564-36-3	561.673	cry (MeOH)	183 dec				i H ₂ O; s EtOH, ace, bz, chl, AcOEt
4719	Ergocorninine		C ₃₁ H ₃₉ N ₅ O ₃	564-37-4	561.673	lo pr (al)	228 dec				vs ace, bz, EtOH, chl
4720	Ergocristine		C ₃₅ H ₃₉ N ₅ O ₃	511-08-0	609.716	orth (bz)	175 dec				i H ₂ O; s EtOH, ace, chl
4721	Ergocristinine		C ₃₅ H ₃₉ N ₅ O ₃	511-07-9	609.716	pr (al)	237 dec				i H ₂ O; sl EtOH, ace, chl
4722	Ergocryptine		C ₃₂ H ₄₁ N ₅ O ₃	511-09-1	575.699	pr (al)	213 dec				i H ₂ O; s EtOH, chl
4723	Ergocryptinine		C ₃₃ H ₄₁ N ₅ O ₃	511-10-4	587.710	lo pr (al)	245 dec				vs ace, chl



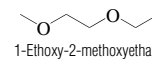
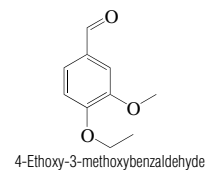
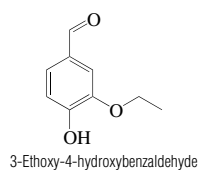
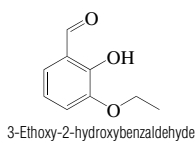
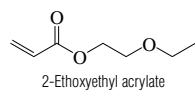
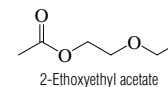
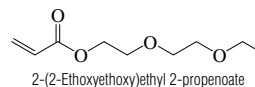
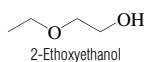
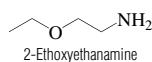
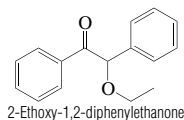
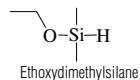
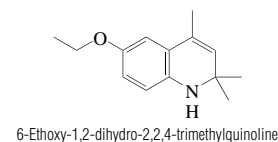
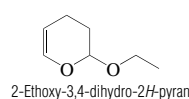
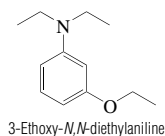
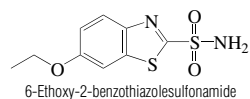
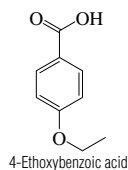
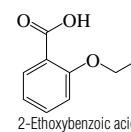
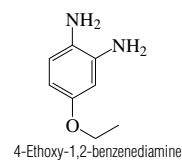
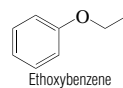
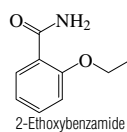
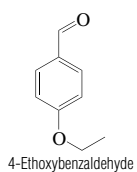
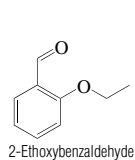
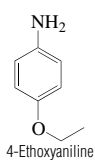
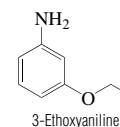
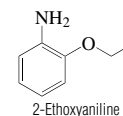
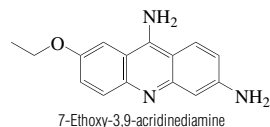
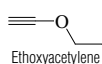
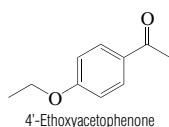
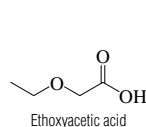
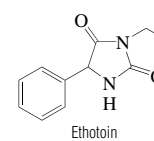
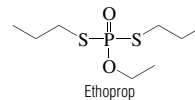
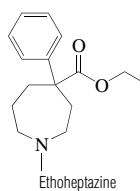
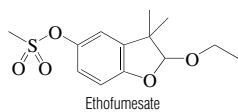
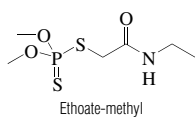
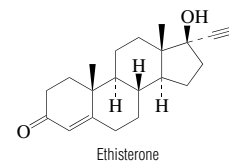
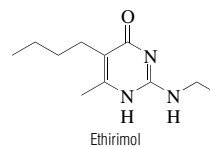
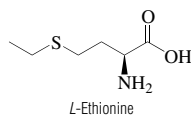
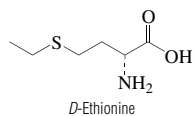
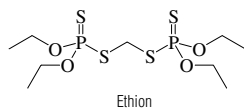
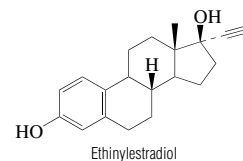
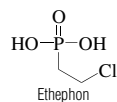
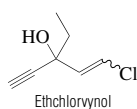
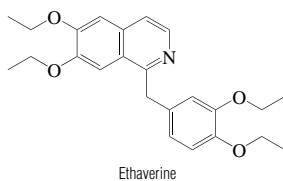
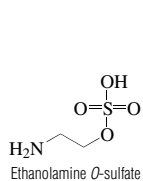
No.	Name	Synonym	Mol. Form.	CAS RN	Mol. Wt.	Physical Form	mp/°C	bp/°C	den/ g cm ⁻³	n _D	Solubility
4724	Ergometrinine		C ₁₉ H ₂₃ N ₃ O ₂	479-00-5	325.405	pr (ace)	196 dec				vs chl
4725	Ergonovine	Ergometrine	C ₁₉ H ₂₃ N ₃ O ₂	60-79-7	325.405	pl or nd	162 dec				s H ₂ O, ace; vs EtOH; sl chl
4726	Ergosine		C ₃₀ H ₃₇ N ₅ O ₅	561-94-4	547.646	pr (MeOH, AcOEt)	228 dec				s ace, chl; sl MeOH
4727	Ergostane, (5α)		C ₂₈ H ₅₀	511-20-6	386.697	lf or pl (ace, eth- MeOH)	85				vs ace, eth, chl
4728	Ergostane, (5β)	Coproergostane	C ₂₈ H ₅₀	511-21-7	386.697	nd (ace)	64				vs eth, chl
4729	Ergostan-3-ol, (3β,5α)	Ergostanol	C ₂₈ H ₅₀ O	6538-02-9	402.696	nd (MeOH-eth)	144.5				i H ₂ O; s eth, chl
4730	Ergosta-5,7,9(11),22-tetraen-3-ol, (3β,22E)	Dehydroergosterol	C ₂₈ H ₄₂ O	516-85-8	394.632	lf (al) nd (eth), pl (al)	146	230 ^{0.5}			vs ace, bz, eth, EtOH
4731	Ergosta-5,7,22-trien-3-ol, (3β,22E)	Ergosterol	C ₂₈ H ₄₄ O	57-87-4	396.648	pl (+w, al) nd (eth)	170	250 ^{0.01}			i H ₂ O; sl EtOH, eth, peth; s bz, chl
4732	Ergosta-5,7,22-trien-3-ol, (3β,10α,22E)	Pyrocalciferol	C ₂₈ H ₄₄ O	128-27-8	396.648	nd (MeOH)	94				i H ₂ O; s EtOH, chl, MeOH
4733	Ergosta-5,7,22-trien-3-ol, (3β,9β,10α,22E)	Lumisterol	C ₂₈ H ₄₄ O	474-69-1	396.648	nd (ace-MeOH)	118				i H ₂ O; s EtOH, HOAc; vs eth, ace, chl
4734	Ergost-5-en-3-ol, (3β,24β)	Campesterol	C ₂₈ H ₄₈ O	474-62-4	400.680	cry (ace)	157.5				
4735	Ergost-7-en-3-ol, (3β,5α)	γ-Ergosterol	C ₂₈ H ₄₈ O	516-78-9	400.680	nd (MeOH) cry (PROH)	146				s eth
4736	Ergost-8(14)-en-3-ol, (3β,5α)	α-Ergosterol	C ₂₈ H ₄₈ O	632-32-6	400.680	lf or nd (MeOH)	131				sl EtOH; s eth, bz, chl
4737	Ergotamine		C ₃₃ H ₅₅ N ₅ O ₅	113-15-5	601.821	nd (al), pr (bz) pl (ace)	213 dec				vs bz, eth, chl
4738	Ergotamine tartrate (2:1)	Gynergen	C ₃₅ H ₅₈ N ₅ O ₈	379-79-3	656.706		192 dec				
4739	Ergotaminine		C ₃₃ H ₅₅ N ₅ O ₅	639-81-6	581.662	orth pl (MeOH) pl (al)	252 dec				i H ₂ O; sl EtOH, ace, bz; s chl; vs py
4740	Ergothioneine		C ₉ H ₁₅ N ₃ O ₂ S	497-30-3	229.299	nd or lf (dil EtOH)	290 dec				vs H ₂ O; sl EtOH, ace; i eth, bz, chl
4741	Eriochrome Black T		C ₂₀ H ₁₂ N ₃ NaO ₇ S	1787-61-7	461.380	br-blk pow					s H ₂ O, EtOH, MeOH
4742	Eriodictyol	3',4',5',7-Tetrahydroxyflavanone, (S)	C ₁₅ H ₁₂ O ₆	552-58-9	288.252	pl or nd (EtOH)	267 dec				vs EtOH, HOAc
4743	Erythorbic acid	Isoascorbic acid	C ₈ H ₈ O ₆	89-65-6	176.124	gran cry	168				s H ₂ O, py; sl ace
4744	β-Erythroidine		C ₁₆ H ₁₉ NO ₃	466-81-9	273.327	cry (al)	99.5				s H ₂ O, eth, chl; vs EtOH, bz
4745	Erythromycin	Propiicine	C ₃₇ H ₆₇ NO ₁₃	114-07-8	733.927	cry (w)	191				vs ace, eth, EtOH, chl
4746	Erythromycin ethyl succinate		C ₄₃ H ₇₅ NO ₁₆	1264-62-6	862.053	cry (ace aq)	222				
4747	Erythromycin stearate		C ₅₅ H ₁₀₃ NO ₁₅	643-22-1	1018.405	cry	92				i H ₂ O; sl EtOH, eth, chl
4748	Erythropleine	Norcassamidine	C ₂₄ H ₃₈ NO ₅	36150-73-9	421.571	glass	115				s H ₂ O, EtOH
4749	D-Erythrose		C ₄ H ₈ O ₄	583-50-6	120.105	syr					s H ₂ O; vs EtOH
4750	L-Erythrose		C ₄ H ₈ O ₄	533-49-3	120.105	syr					vs H ₂ O, EtOH
4751	D-Erythrose 4-phosphate	2,3-Dihydroxy-4-(phosphonoxy)butanal	C ₄ H ₈ O ₇ P	585-18-2	200.084	stab in aq soln only					s H ₂ O
4752	Erythrosine		C ₂₀ H ₁₆ I ₄ O ₅	15905-32-5	835.893	br pow (Na salt)					s H ₂ O; vs eth, EtOH
4753	L-Erythrulose		C ₄ H ₈ O ₄	533-50-6	120.105	syr	dec	dec			vs H ₂ O, EtOH
4754	Esaprazole	N-Cyclohexyl-1-piperazineacetamide	C ₁₂ H ₂₃ N ₃ O	64204-55-3	225.330		112	190 ^{0.5}			
4755	Esculin	6-(β-D-Glucopyranosyloxy)-7-hydroxy-2H-1-benzopyran-2-one	C ₁₅ H ₁₆ O ₉	531-75-9	340.283	pr (w+2)	205 (pentahydrate)				sl H ₂ O, EtOH, eth; s chl, py, HOAc
4756	Eserine sulfate	Physostigmine sulfate	C ₃₀ H ₄₄ N ₆ O ₈ S	64-47-1	648.770	hyg cry (ace-eth)	141				vs ace, EtOH
4757	Estra-1,3,5(10)-triene-3,17-diol, (17α)	α-Estradiol	C ₁₈ H ₂₄ O ₂	57-91-0	272.383	nd (+1/2 w) (80% al)	221.5				i H ₂ O; s EtOH, ace; sl eth, bz
4758	Estra-1,3,5(10)-triene-3,17-diol (17β)	β-Estradiol	C ₁₈ H ₂₄ O ₂	50-28-2	272.383	pr (80% al),	178.5				vs ace, EtOH, Diox
4759	Estra-1,3,5(10)-triene-3,17-diol, (8α,17β)	Isoestradiol	C ₁₈ H ₂₄ O ₂	517-04-4	272.383	cry (dil MeOH-chl)	181				s EtOH, diox
4760	Estra-1,3,5(10)-triene-3,17-diol 3-benzoate, (17β)	Estradiol benzoate	C ₂₅ H ₂₈ O ₃	50-50-0	376.488		196				
4761	Estra-1,3,5(10)-triene-3,16,17-triol, (16α,17β)	Estriol	C ₁₈ H ₂₄ O ₃	50-27-1	288.382	lf (al), mcl (dil al)	288 dec		1.27 ²⁵		s EtOH; sl eth, bz, tfa; vs py
4762	Estra-1,3,5(10)-triene-3,16,17-triol, (16β,17β)	16-Epiestriol	C ₁₈ H ₂₄ O ₃	547-81-9	288.382	cry (MeOH-bz)	290				



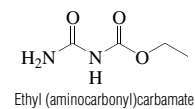
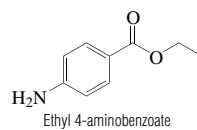
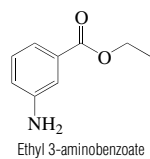
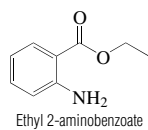
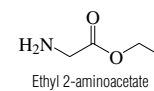
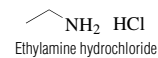
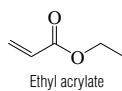
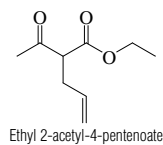
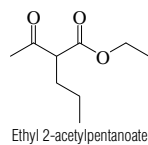
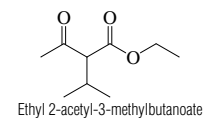
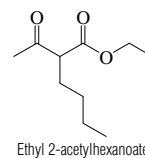
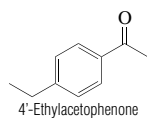
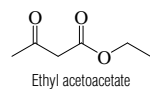
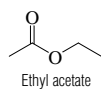
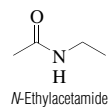
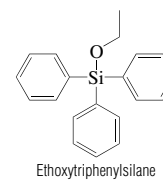
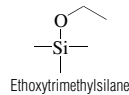
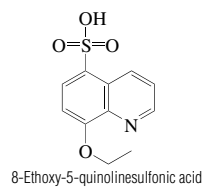
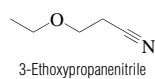
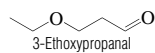
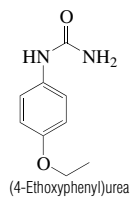
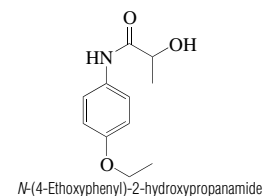
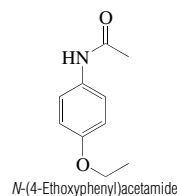
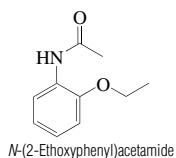
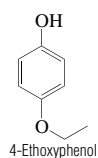
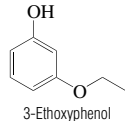
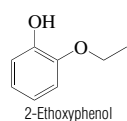
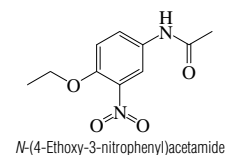
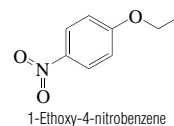
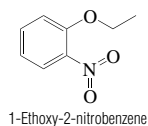
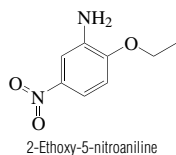
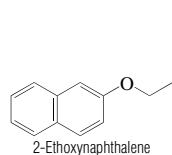
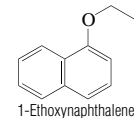
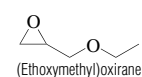
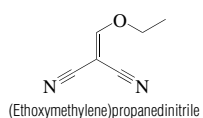
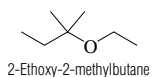
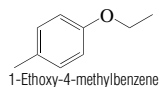
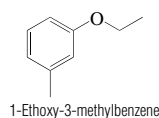
No.	Name	Synonym	Mol. Form.	CAS RN	Mol. Wt.	Physical Form	mp/°C	bp/°C	den/ g cm ⁻³	n _D	Solubility
4763	Estrone		C ₁₈ H ₂₂ O ₂	53-16-7	270.367	mcl, orth (al)	260.2		1.236 ²⁵		i H ₂ O; sl EtOH, eth, bz; s ace, diox
4764	Ethacrynic acid		C ₁₃ H ₁₂ Cl ₂ O ₄	58-54-8	303.138		122.5				
4765	Ethalfuralin		C ₁₃ H ₁₄ F ₃ N ₃ O ₄	55283-68-6	333.263		57	dec 256			
4766	Ethambutol		C ₁₀ H ₂₄ N ₂ O ₂	74-55-5	204.310	cry	89				sl H ₂ O; s bz, chl
4767	Ethane		C ₂ H ₆	74-84-0	30.069	col gas	-182.79	-88.6	0.5446 ⁸⁹		i H ₂ O; vs bz
4768	Ethane arsonic acid		C ₂ H ₇ AsO ₃	507-32-4	153.997	nd (al), orth nd (w)	99.5	210 ¹²			vs H ₂ O, EtOH
4769	Ethanedial dioxime		C ₂ H ₄ N ₂ O ₂	557-30-2	88.065	orth pl (w)	178 dec	sub			vs H ₂ O, EtOH, eth
4770	1,2-Ethanediamine	Ethylenediamine	C ₂ H ₆ N ₂	107-15-3	60.098		11.14	117	0.8979 ²⁰	1.4565 ²⁰	vs H ₂ O; msc EtOH; i eth, bz; s ctc
4771	1,2-Ethanediamine, dihydrochloride	Ethylenediamine dihydrochloride	C ₂ H ₁₀ Cl ₂ N ₂	333-18-6	133.019					1.633	vs H ₂ O
4772	1,2-Ethanedial	Ethylene glycol	C ₂ H ₆ O ₂	107-21-1	62.068	liq	-12.69	197.3	1.1135 ²⁰	1.4318 ²⁰	msc H ₂ O, EtOH, ace; s eth, chl; sl bz
4773	1,2-Ethanedial, bis(4-methylbenzenesulfonate)		C ₁₆ H ₁₈ O ₆ S ₂	6315-52-2	370.440	cry (bz)	128				
4774	1,1-Ethanedial, diacetate	Ethylidene diacetate	C ₆ H ₁₀ O ₄	542-10-9	146.141		18.9	169	1.070 ²⁵	1.3985 ²⁵	vs eth, EtOH
4775	1,2-Ethanedial, diacetate	Ethylene glycol diacetate	C ₆ H ₁₀ O ₄	111-55-7	146.141	liq	-31	190	1.1043 ²⁰	1.4159 ²⁰	vs H ₂ O; msc EtOH, eth, ace, bz, CS ₂
4776	1,2-Ethanedial, diacrylate	Ethylene glycol diacrylate	C ₈ H ₁₀ O ₄	2274-11-5	170.163	liq		55 ^{0,6}	1.0935 ²⁶		
4777	1,2-Ethanedial, dibenzoate	Ethylene glycol dibenzoate	C ₁₆ H ₁₄ O ₄	94-49-5	270.280	orth pr (eth)	73.5	dec 360			i H ₂ O; s eth, chl
4778	1,2-Ethanedial, didodecanoate	Ethylene glycol didodecanoate	C ₂₆ H ₅₀ O ₄	624-04-4	426.673	pl (al)	56.6	188 ²⁰			vs eth, EtOH
4779	1,2-Ethanedial, diformate	Ethylene glycol diformate	C ₄ H ₆ O ₄	629-15-2	118.089			174	1.193 ⁰	1.3580	sl H ₂ O; s EtOH, eth
4780	1,2-Ethanedial, dihexadecanoate	Ethylene glycol dipalmitate	C ₃₄ H ₆₆ O ₄	624-03-3	538.886	lf or nd (al-chl)	72		0.8594 ⁷⁸		i H ₂ O, EtOH; s eth; vs ace
4781	1,2-Ethanedial, dimethacrylate	Ethylene glycol dimethacrylate	C ₁₀ H ₁₄ O ₄	97-90-5	198.216	liq	-40	260	1.0532 ⁰	1.4532 ²⁸	vs bz, EtOH, lig
4782	1,2-Ethanedial, dinitrate	Ethylene glycol dinitrate	C ₂ H ₄ N ₂ O ₆	628-96-6	152.062	ye liq	-22.3	198.5	1.4918 ²⁰		vs eth, EtOH
4783	1,2-Ethanedial, distearate	Ethylene glycol distearate	C ₃₈ H ₇₄ O ₄	627-83-8	594.993	lf	79	241 ²⁰	0.8581 ⁷⁸		i H ₂ O, EtOH; vs eth, ace
4784	1,2-Ethanedial, ditetradecanoate	Ethylene glycol ditetradecanoate	C ₃₀ H ₅₈ O ₄	627-84-9	482.780	cry (eth, ace)	65	208 ²⁰	0.8600 ⁹⁰		i H ₂ O, EtOH; s eth; vs ace, bz, ctc
4785	1,2-Ethanedial, dithiocyanate	Ethylene glycol dithiocyanate	C ₄ H ₄ N ₂ S ₂	629-17-4	144.218	orth pl or nd (w)	90	dec	1.4200 ⁹		sl H ₂ O, bz; s EtOH, eth; vs ace
4786	1,2-Ethanedial, monoacetate	Ethylene glycol monoacetate	C ₄ H ₈ O ₃	542-59-6	104.105			188	1.108 ¹⁵		msc H ₂ O, EtOH, eth
4787	1,2-Ethanedial, monobenzoate	Ethylene glycol monobenzoate	C ₈ H ₁₀ O ₃	94-33-7	166.173		45	150 ¹⁰	1.1101 ³⁰		vs EtOH
4788	1,2-Ethanedial, monostearate	Ethylene glycol monostearate	C ₂₀ H ₄₀ O ₃	111-60-4	328.530	cry (peth)	60.5	190 ³	0.8780 ²⁰	1.4310 ⁶⁰	sl EtOH; s eth
4789	1,2-Ethanedial, monosulfite	Ethylene glycol monosulfite	C ₂ H ₄ O ₃ S	3741-38-6	108.116	liq	-11	173	1.4402 ²⁰	1.4463 ²⁰	vs H ₂ O, EtOH, eth, ace, bz, AcOEt; sl chl
4790	1,2-Ethanediphosphonic acid	1,2-Diphosphonoethane	C ₂ H ₆ O ₆ P ₂	6145-31-9	190.029	nd (EtOH/eth)	223				
4791	1,2-Ethanedisulfonic acid	Ethylene disulfonic acid	C ₂ H ₆ O ₆ S ₂	110-04-3	190.195		173				vs diox
4792	Ethanedithioamide	Rubeanic acid	C ₂ H ₄ N ₂ S ₂	79-40-3	120.196	red cry	170 dec				sl H ₂ O, EtOH; s con sulf
4793	1,2-Ethanedithiol	Ethylene dimercaptan	C ₂ H ₆ S ₂	540-63-6	94.199	liq	-41.2	146.1	1.234 ²⁰	1.5590 ²⁰	i H ₂ O; s EtOH, eth, ace, bz; vs alk
4794	1,2-Ethanediyol mercaptoacetate		C ₆ H ₁₀ O ₄ S ₂	123-81-9	210.271			138 ^{1,5}			
4795	Ethanesulfonic acid	Ethylsulfonic acid	C ₂ H ₆ O ₂ S	594-45-6	110.132	hyg	-17	123 ¹	1.3341 ²⁵	1.4335 ²⁰	vs H ₂ O, EtOH
4796	Ethanesulfonyl chloride		C ₂ H ₄ ClO ₂ S	594-44-5	128.578	pa ye		174	1.357 ²²	1.4531 ²⁰	vs eth; s CS ₂
4797	Ethanethiol	Ethyl mercaptan	C ₂ H ₆ S	75-08-1	62.134	liq	-147.88	35.0	0.8315 ²⁵	1.4310 ²⁰	sl H ₂ O; s EtOH, eth, ace, dil alk
4798	Ethanimidamide		C ₂ H ₆ N ₂	143-37-3	58.082		-35				sl H ₂ O; s EtOH, acid
4799	Ethanimidamide monohydrochloride	Acetamidine hydrochloride	C ₂ H ₇ ClN ₂	124-42-5	94.543	nd or pr (al) hyg lo pr (al)	177.5				vs H ₂ O, EtOH
4800	Ethanol	Ethyl alcohol	C ₂ H ₆ O	64-17-5	46.068	liq	-114.14	78.29	0.7893 ²⁰	1.3611 ²⁰	msc H ₂ O, EtOH, eth, ace, chl; s bz
4801	Ethanolamine	Glycinol	C ₂ H ₇ NO	141-43-5	61.083		10.5	171	1.0180 ²⁰	1.4541 ²⁰	msc H ₂ O, EtOH; sl eth, lig, bz; s chl
4802	Ethanolamine hydrochloride	2-Aminoethanol hydrochloride	C ₂ H ₈ ClNO	2002-24-6	97.544	hyg cry (EtOH)	85				



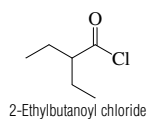
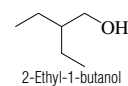
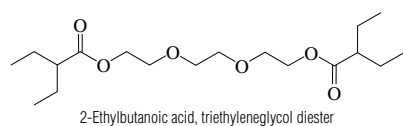
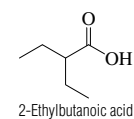
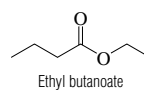
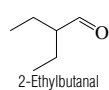
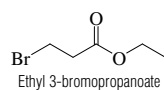
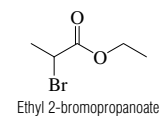
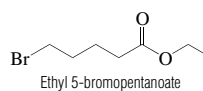
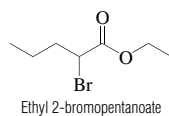
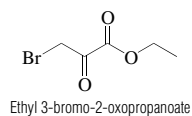
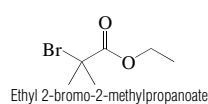
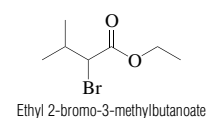
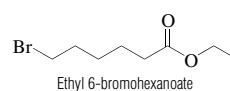
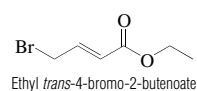
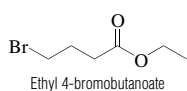
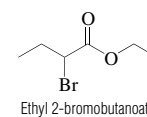
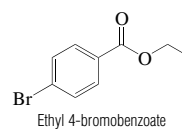
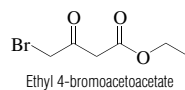
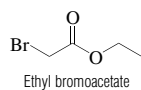
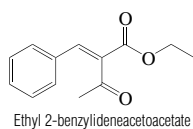
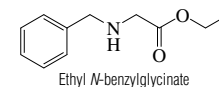
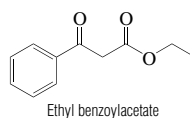
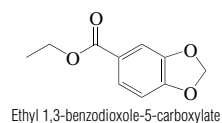
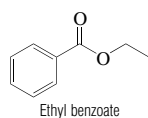
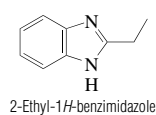
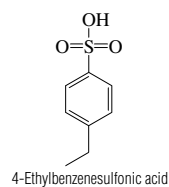
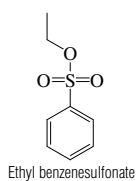
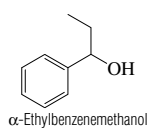
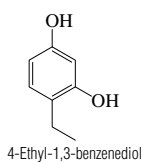
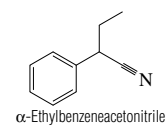
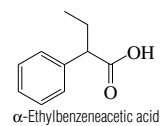
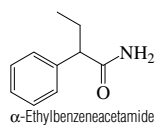
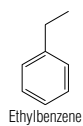
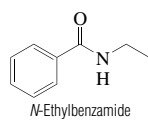
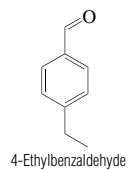
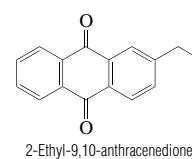
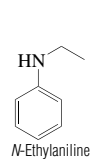
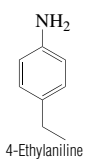
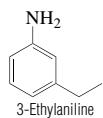
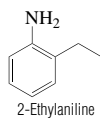
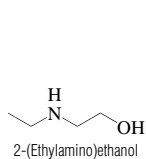
No.	Name	Synonym	Mol. Form.	CAS RN	Mol. Wt.	Physical Form	mp/°C	bp/°C	den/ g cm ⁻³	n _D	Solubility
4803	Ethanolamine <i>O</i> -sulfate	2-Aminoethyl sulfate	C ₂ H ₇ NO ₃ S	926-39-6	141.147		230 dec				s H ₂ O; i EtOH
4804	Ethaverine	1-[(3,4-Diethoxyphenyl)methyl]-6,7-dioxyisoquinoline	C ₂₄ H ₂₉ NO ₄	486-47-5	395.492		100				i H ₂ O; s EtOH; sl eth, chl
4805	Ethchlorvynol	1-Chloro-3-ethyl-1-penten-4-yn-ol	C ₇ H ₉ ClO	113-18-8	144.598	liq		181; 30 ^{0.1}	1.07 ²⁵	1.474 ²⁵	i H ₂ O; s os
4806	Ethephon	Phosphonic acid, (2-chloroethyl)-	C ₂ H ₅ ClO ₃ P	16672-87-0	144.494		74		1.2		
4807	Ethinylestradiol	19-Norpregna-1,3,5(10)-trien-20-yne-3,17-diol, (17 α)-	C ₂₀ H ₂₄ O ₂	57-63-6	296.404						sl chl
4808	Ethion		C ₈ H ₂₂ O ₄ P ₂ S ₄	563-12-2	384.476		-13	165 ^{0.3}	1.22 ²⁰		
4809	<i>D</i> -Ethionine	3-Ethylhomocysteine, (<i>R</i>)	C ₈ H ₁₃ NO ₂ S	535-32-0	163.238	cry (H ₂ O)	278 dec				
4810	<i>L</i> -Ethionine	3-Ethylhomocysteine, (<i>S</i>)	C ₈ H ₁₃ NO ₂ S	13073-35-3	163.238	cry (H ₂ O)	273 dec				
4811	Ethirimol	4(1 <i>H</i>)-Pyrimidinone, 5-butyl-2-(ethylamino)-6-methyl-	C ₁₁ H ₁₉ N ₃ O	23947-60-6	209.288		160		1.21 ²⁵		
4812	Ethisterone		C ₂₁ H ₂₈ O ₂	434-03-7	312.446		272				
4813	Ethoate-methyl		C ₆ H ₁₄ NO ₃ PS ₂	116-01-8	243.284	cry (tol/hp)	67				
4814	Ethofumesate		C ₁₃ H ₁₆ O ₅ S	26225-79-6	286.344		71		1.14		
4815	Ethoheptazine	4-Carboethoxymethyl-4-phenylazacycloheptane	C ₁₆ H ₂₃ NO ₂	77-15-6	261.360	liq		134 ¹	1.038 ²⁶	1.5210 ²⁶	
4816	Ethoprop	Phosphorodithioic acid, <i>O</i> -ethyl <i>S,S</i> -dipropyl ester	C ₈ H ₁₉ O ₂ PS ₂	13194-48-4	242.340			88 ^{0.2}	1.094 ²⁰		
4817	Ethotoin		C ₁₁ H ₁₂ N ₂ O ₂	86-35-1	204.225	pr (w)	94				s hot H ₂ O; vs EtOH, bz, eth
4818	Ethoxyacetic acid		C ₄ H ₈ O ₃	627-03-2	104.105			206.5	1.1021 ²⁰	1.4194 ²⁰	vs H ₂ O, EtOH, eth; s chl
4819	4'-Ethoxyacetophenone		C ₁₀ H ₁₂ O ₂	1676-63-7	164.201	pl (eth)	39	268			vs eth, EtOH
4820	Ethoxyacetylene		C ₄ H ₆ O	927-80-0	70.090			50	0.8000 ²⁰	1.3796 ²⁰	
4821	7-Ethoxy-3,9-acridinediamine	Ethacridine	C ₁₅ H ₁₅ N ₃ O	442-16-0	253.299	ye nd	226				
4822	2-Ethoxyaniline	<i>o</i> -Phenetidine	C ₈ H ₉ NO	94-70-2	137.179		<-21	232.5		1.5560 ²⁰	sl H ₂ O, ctc; s EtOH, eth
4823	3-Ethoxyaniline	<i>m</i> -Phenetidine	C ₈ H ₉ NO	621-33-0	137.179			248			vs eth, EtOH
4824	4-Ethoxyaniline	<i>p</i> -Phenetidine	C ₈ H ₉ NO	156-43-4	137.179		1.2	254	1.0652 ¹⁶	1.5528 ²⁰	sl H ₂ O; s EtOH, eth, chl
4825	2-Ethoxybenzaldehyde		C ₉ H ₁₀ O ₂	613-69-4	150.174		21	248			msc EtOH, eth; sl chl
4826	4-Ethoxybenzaldehyde		C ₉ H ₁₀ O ₂	10031-82-0	150.174		13.5	249	1.08 ²¹		vs EtOH, eth, bz
4827	2-Ethoxybenzamide	Ethenzamide	C ₉ H ₁₁ NO ₂	938-73-8	165.189	nd (w, al)	133				sl H ₂ O, chl; vs EtOH, eth
4828	Ethoxybenzene	Phenetole	C ₈ H ₁₀ O	103-73-1	122.164	liq	-29.43	169.81	0.9651 ²⁰	1.5076 ²⁰	i H ₂ O; s EtOH, eth, ctc
4829	4-Ethoxy-1,2-benzenediamine		C ₈ H ₁₂ N ₂ O	1197-37-1	152.193		71.5	295			vs H ₂ O; s EtOH, eth, chl
4830	2-Ethoxybenzoic acid		C ₉ H ₁₀ O ₃	134-11-2	166.173		20.7	211 ³⁹			sl H ₂ O, EtOH, ctc
4831	4-Ethoxybenzoic acid		C ₉ H ₁₀ O ₃	619-86-3	166.173	nd (w)	198.5				sl H ₂ O, tfa; s EtOH, eth, bz
4832	6-Ethoxy-2-benzothiazolesulfonamide	Ethoxzolamide	C ₉ H ₁₀ N ₂ O ₃ S ₂	452-35-7	258.316		189				
4833	3-Ethoxy- <i>N,N</i> -diethylaniline		C ₁₂ H ₁₉ NO	1864-92-2	193.285			286; 97 ^{0.6}		1.5325 ²⁵	s EtOH, bz, HOAc
4834	2-Ethoxy-3,4-dihydro-2 <i>H</i> -pyran		C ₇ H ₁₂ O ₂	103-75-3	128.169			132; 42 ¹⁶	0.9658 ²⁵	1.4394 ²⁰	
4835	6-Ethoxy-1,2-dihydro-2,2,4-trimethylquinoline	Ethoxyquin	C ₁₄ H ₁₉ NO	91-53-2	217.307			124 ²	1.026 ²⁵	1.569 ²⁵	
4836	Ethoxydimethylsilane	Dimethylethoxysilane	C ₄ H ₁₂ OSi	14857-34-2	104.223	liq		54	0.76 ²⁰		
4837	2-Ethoxy-1,2-diphenylethanone		C ₁₆ H ₁₆ O ₂	574-09-4	240.297	nd (lig)	62	194 ²⁰	1.1016 ¹⁷	1.5727 ¹⁷	vs bz, eth, EtOH, lig
4838	2-Ethoxyethanamine		C ₄ H ₁₁ NO	110-76-9	89.136			107	0.8512 ²⁰	1.4101 ²⁰	msc H ₂ O, EtOH, eth; s ace, bz; sl chl
4839	2-Ethoxyethanol	Ethylene glycol monoethyl ether	C ₄ H ₁₀ O ₂	110-80-5	90.121	liq	-70	135	0.9253 ²⁵	1.4054 ²⁵	vs H ₂ O, ace, eth, EtOH
4840	2-(2-Ethoxyethoxy)ethyl 2-propenoate	Diethylene glycol ethyl ether acrylate	C ₉ H ₁₆ O ₄	7328-17-8	188.221				1.13 ²⁵		
4841	2-Ethoxyethyl acetate	Ethylene glycol monoethyl ether acetate	C ₆ H ₁₂ O ₃	111-15-9	132.157	liq	-61.7	156.4	0.9740 ²⁰	1.4054 ²⁰	vs H ₂ O, ace, eth, EtOH
4842	2-Ethoxyethyl acrylate	Ethylene glycol monoethyl ether acrylate	C ₇ H ₁₂ O ₃	106-74-1	144.168	liq	-47	174	0.983 ²⁰	1.4274 ²⁰	
4843	3-Ethoxy-2-hydroxybenzaldehyde		C ₉ H ₁₀ O ₃	492-88-6	166.173		65.3	264			
4844	3-Ethoxy-4-hydroxybenzaldehyde	Ethyl vanillin	C ₉ H ₁₀ O ₃	121-32-4	166.173		77.5	285			sl H ₂ O; s EtOH, eth, bz, chl
4845	4-Ethoxy-3-methoxybenzaldehyde		C ₁₀ H ₁₂ O ₃	120-25-2	180.200	mcl pr	64.5	168 ¹³			sl H ₂ O; s EtOH, eth, bz, chl, HOAc
4846	1-Ethoxy-2-methoxyethane		C ₅ H ₁₂ O ₂	5137-45-1	104.148	liq		103.5	0.8460 ²⁵	1.3843 ²⁵	



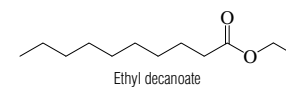
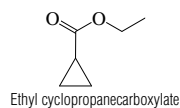
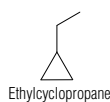
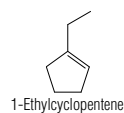
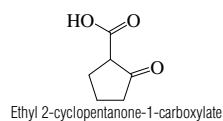
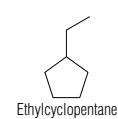
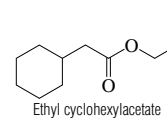
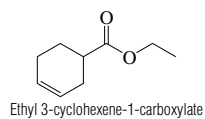
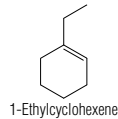
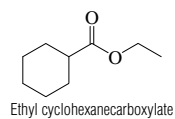
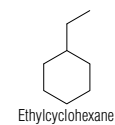
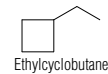
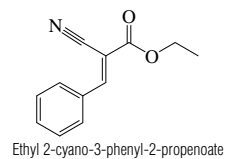
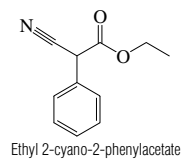
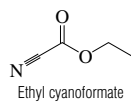
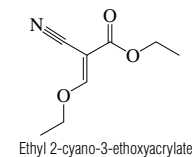
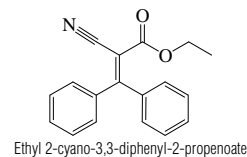
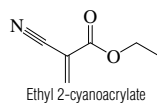
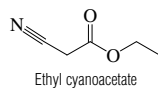
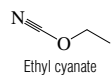
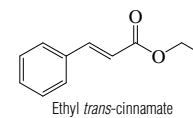
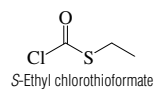
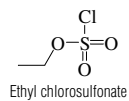
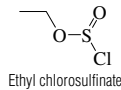
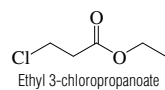
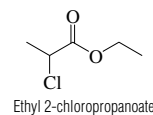
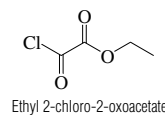
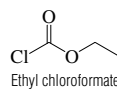
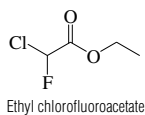
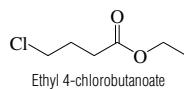
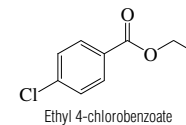
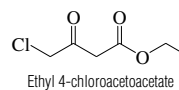
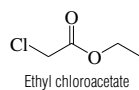
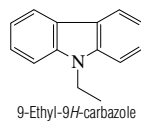
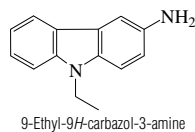
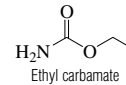
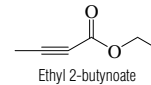
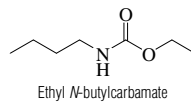
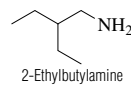
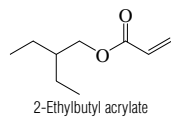
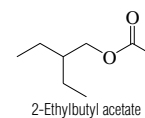
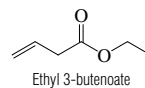
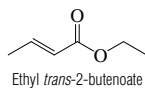
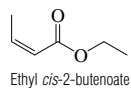
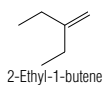
No.	Name	Synonym	Mol. Form.	CAS RN	Mol. Wt.	Physical Form	mp/°C	bp/°C	den/ g cm ⁻³	n _D	Solubility
4847	1-Ethoxy-3-methylbenzene		C ₉ H ₁₂ O	621-32-9	136.190			192	0.949 ²⁰	1.513 ²⁰	i H ₂ O; s EtOH, eth
4848	1-Ethoxy-4-methylbenzene		C ₉ H ₁₂ O	622-60-6	136.190			188.5	0.9509 ¹⁸	1.5058 ¹⁸	i H ₂ O; s EtOH, eth; sl ctc
4849	2-Ethoxy-2-methylbutane	Ethyl <i>tert</i> -pentyl ether	C ₇ H ₁₆ O	919-94-8	116.201			101.4	0.7606 ²⁵	1.3886 ²⁵	vs eth, EtOH
4850	(Ethoxymethylene)propanedinitrile		C ₆ H ₈ N ₂ O	123-06-8	122.124		66	160 ¹²			s EtOH, eth; sl chl
4851	(Ethoxymethyl)oxirane	2,3-Epoxypropyl ethyl ether	C ₅ H ₁₀ O ₂	4016-11-9	102.132			128	0.9700 ²⁰	1.4320 ²⁰	s H ₂ O, EtOH, eth; sl ctc
4852	1-Ethoxynaphthalene		C ₁₂ H ₁₂ O	5328-01-8	172.222	nd	5.5	280.5	1.060 ²⁰	1.5953 ²⁵	i H ₂ O; vs EtOH, eth
4853	2-Ethoxynaphthalene		C ₁₂ H ₁₂ O	93-18-5	172.222	pl (al)	37.5	282	1.0640 ²⁰	1.5975 ³⁶	i H ₂ O; s EtOH, eth, tol, lig, CS ₂
4854	2-Ethoxy-5-nitroaniline	5-Nitro- <i>o</i> -phenetidine	C ₈ H ₁₀ N ₂ O ₃	136-79-8	182.176	ye nd (dil al)	96.5	205 ¹⁴			vs eth, EtOH
4855	1-Ethoxy-2-nitrobenzene		C ₈ H ₉ NO ₃	610-67-3	167.162	br ye	1.1	267	1.1903 ¹⁵	1.5425 ²⁰	vs eth, EtOH
4856	1-Ethoxy-4-nitrobenzene		C ₈ H ₉ NO ₃	100-29-8	167.162	pr (dil al, eth)	60	283	1.1176 ¹⁰⁰		sl H ₂ O, EtOH; vs eth; msc ace, bz; s peth
4857	<i>N</i> -(4-Ethoxy-3-nitrophenyl)acetamide		C ₁₀ H ₁₂ N ₂ O ₄	1777-84-0	224.213	nd (dil al)	124.0				vs ace, bz, EtOH
4858	2-Ethoxyphenol	Catechol monoethyl ether	C ₈ H ₁₀ O ₂	94-71-3	138.164		29	217	1.0903 ²⁵		sl H ₂ O, ctc; msc EtOH, eth
4859	3-Ethoxyphenol	Resorcinol monoethyl ether	C ₈ H ₁₀ O ₂	621-34-1	138.164			246; 131 ¹⁰	1.105 ¹⁵		i H ₂ O; s EtOH, eth, bz; sl chl
4860	4-Ethoxyphenol	Hydroquinone monoethyl ether	C ₈ H ₁₀ O ₂	622-62-8	138.164	pr or lf (w)	66.5	246.5			sl H ₂ O; vs EtOH, eth; s chl
4861	<i>N</i> -(2-Ethoxyphenyl)acetamide		C ₁₀ H ₁₃ NO ₂	581-08-8	179.216	lf(dil al)	79	>240			i H ₂ O; s EtOH, eth, chl
4862	<i>N</i> -(4-Ethoxyphenyl)acetamide	Phenacetin	C ₁₀ H ₁₃ NO ₂	62-44-2	179.216	mcl pr	137.5			1.571	sl H ₂ O, eth, bz; s EtOH, ace; vs py
4863	<i>N</i> -(4-Ethoxyphenyl)-2-hydroxypropanamide	<i>p</i> -Lactophenetide	C ₁₁ H ₁₅ NO ₃	539-08-2	209.242		118				s H ₂ O; vs EtOH; sl eth, bz, chl, peth
4864	(4-Ethoxyphenyl)urea	Dulcin	C ₈ H ₁₂ N ₂ O ₂	150-69-6	180.203	lf (dil al), pl (w)	173.5	dec			sl H ₂ O; s EtOH; vs AcOEt
4865	3-Ethoxypropanal		C ₇ H ₁₀ O ₂	2806-85-1	102.132			135.2	0.9165 ²⁰		
4866	3-Ethoxypropanenitrile		C ₇ H ₉ NO	2141-62-0	99.131			171	0.9285 ¹⁵	1.4068 ²⁰	vs eth, EtOH
4867	8-Ethoxy-5-quinolinesulfonic acid	Actinoquinol	C ₁₁ H ₁₁ NO ₄ S	15301-40-3	253.275	br nd (w)	286 dec				s alk
4868	Ethoxytrimethylsilane		C ₅ H ₁₄ OSi	1825-62-3	118.250			76	0.7573 ²⁰	1.3741 ²⁰	i H ₂ O; s EtOH, eth, ace
4869	Ethoxytriphenylsilane		C ₂₀ H ₂₆ O _{Si}	1516-80-9	304.458		65	344			s chl
4870	<i>N</i> -Ethylacetamide		C ₄ H ₉ NO	625-50-3	87.120			205; 104 ¹⁸	0.942 ⁴	1.4338 ²⁰	msc H ₂ O, EtOH; s chl, HOAc
4871	Ethyl acetate		C ₄ H ₈ O ₂	141-78-6	88.106	liq	-83.8	77.11	0.9003 ²⁰	1.3723 ²⁰	s H ₂ O; msc EtOH, eth; vs ace, bz
4872	Ethyl acetoacetate		C ₆ H ₁₀ O ₃	141-97-9	130.141	liq	-45	180.8	1.0368 ¹⁰	1.4171 ²⁰	s H ₂ O; msc EtOH, eth; s bz, chl
4873	4'-Ethylacetophenone		C ₁₀ H ₁₂ O	937-30-4	148.201			114 ¹¹			
4874	Ethyl 2-acetylhexanoate		C ₁₀ H ₁₈ O ₃	1540-29-0	186.248			221.5	0.9523 ²⁰	1.4301 ²⁰	vs ace, eth
4875	Ethyl 2-acetyl-3-methylbutanoate		C ₉ H ₁₆ O ₃	1522-46-9	172.221			201; 97 ²⁰	0.9648 ¹⁸	1.4256 ¹⁸	i H ₂ O; msc EtOH, eth
4876	Ethyl 2-acetylpentanoate		C ₉ H ₁₆ O ₃	1540-28-9	172.221			224; 90 ¹⁵	0.9661 ²⁰	1.4255 ²⁰	vs eth, EtOH
4877	Ethyl 2-acetyl-4-pentenoate	Ethyl 2-allylacetate	C ₉ H ₁₄ O ₃	610-89-9	170.205			208	0.9898 ²⁰	1.4388 ¹⁸	msc EtOH, eth, bz
4878	Ethyl acrylate	Ethyl propenoate	C ₅ H ₈ O ₂	140-88-5	100.117	liq	-71.2	99.4	0.9234 ²⁰	1.4068 ²⁰	sl H ₂ O, DMSO; msc EtOH, eth; s chl
4879	Ethylamine	Ethanamine	C ₂ H ₇ N	75-04-7	45.084	vol liq or gas	-80.5	16.5	0.677 ²⁵ (<i>p</i> >1 atm)	1.3663 ²⁰	msc H ₂ O, EtOH, eth
4880	Ethylamine hydrochloride	Ethanamine hydrochloride	C ₂ H ₈ ClN	557-66-4	81.545	mcl pl (al)	109.5		1.2160 ²⁰		vs H ₂ O, EtOH
4881	Ethyl 2-aminoacetate	Glycine, ethyl ester	C ₄ H ₉ NO ₂	459-73-4	103.120			149; 58 ¹⁸	1.0275 ¹⁰	1.4242 ¹⁰	msc H ₂ O, EtOH, eth, ace, bz; vs lig
4882	Ethyl 2-aminobenzoate		C ₉ H ₁₁ NO ₂	87-25-2	165.189		13	268	1.1174 ²⁰	1.5646 ²⁰	vs eth, EtOH
4883	Ethyl 3-aminobenzoate		C ₉ H ₁₁ NO ₂	582-33-2	165.189			294; 160 ⁵	1.171 ²⁰	1.5600 ²²	sl H ₂ O; vs EtOH, eth; s ctc
4884	Ethyl 4-aminobenzoate	Ethyl aminobenzoate	C ₉ H ₁₁ NO ₂	94-09-7	165.189	nd (w), orth (eth)	92	310			i H ₂ O; vs EtOH, eth; s chl, acid
4885	Ethyl (aminocarbonyl)carbamate		C ₄ H ₈ N ₂ O ₃	626-36-8	132.118	nd (w, bz)	196.5	dec			i H ₂ O, eth; sl EtOH, bz, tfa



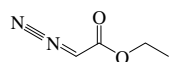
No.	Name	Synonym	Mol. Form.	CAS RN	Mol. Wt.	Physical Form	mp/°C	bp/°C	den/ g cm ⁻³	n _D	Solubility
4886	2-(Ethylamino)ethanol		C ₈ H ₁₁ NO	110-73-6	89.136			169.5	0.914 ²⁰	1.444 ²⁰	vs H ₂ O, EtOH, eth; s chl
4887	2-Ethylaniline		C ₈ H ₉ N	578-54-1	121.180	liq	-43	209.5	0.983 ²²	1.5584 ²²	sl H ₂ O, chl; vs EtOH, eth
4888	3-Ethylaniline		C ₈ H ₉ N	587-02-0	121.180	liq	-64	214; 94 ⁶	0.9896 ²⁵		vs eth, EtOH
4889	4-Ethylaniline		C ₈ H ₉ N	589-16-2	121.180	liq	-2.4	217.5	0.9679 ²⁰	1.5554 ²⁰	sl H ₂ O, ctc; vs EtOH, eth
4890	<i>N</i> -Ethylaniline		C ₈ H ₉ N	103-69-5	121.180	liq	-63.5	203.0	0.9625 ²⁰	1.5559 ²⁰	i H ₂ O; msc EtOH, eth; vs ace, bz; s ctc
4891	2-Ethyl-9,10-anthracenedione		C ₁₆ H ₁₂ O ₂	84-51-5	236.265		108.8				
4892	4-Ethylbenzaldehyde		C ₉ H ₁₀ O	4748-78-1	134.174			221	0.9790 ²⁰		
4893	<i>N</i> -Ethylbenzamide		C ₉ H ₁₁ NO	614-17-5	149.189	nd (w)	70.5				
4894	Ethylbenzene	Phenylethane	C ₈ H ₁₀	100-41-4	106.165	liq	-94.96	136.19	0.8626 ²⁵	1.4959 ²⁰	i H ₂ O; msc EtOH, eth; sl chl
4895	α -Ethylbenzeneacetamide	α -Phenylbutyramide	C ₁₀ H ₁₃ NO	90-26-6	163.216	cry	86	185 ¹⁶			s H ₂ O, ctc; sl ace
4896	α -Ethylbenzeneacetic acid		C ₁₀ H ₁₂ O ₂	90-27-7	164.201	pl (eth)	47.5	271			s eth, bz, ctc
4897	α -Ethylbenzeneacetonitrile		C ₁₀ H ₁₁ N	769-68-6	145.201			241	0.977 ¹⁴		i H ₂ O; s EtOH, eth, bz
4898	4-Ethyl-1,3-benzenediol		C ₈ H ₁₀ O ₂	2896-60-8	138.164	pr (chl, bz)	98.5	160 ²⁴ , 131 ¹⁵			sl H ₂ O, EtOH, eth
4899	α -Ethylbenzenemethanol	α -Ethylbenzyl alcohol	C ₉ H ₁₂ O	93-54-9	136.190			219	0.9915 ²⁵	1.5169 ²³	vs bz, eth, EtOH, MeOH
4900	Ethyl benzenesulfonate		C ₈ H ₁₀ O ₃ S	515-46-8	186.228			156 ¹⁵	1.2167 ²⁰	1.5081 ²⁰	sl H ₂ O; s EtOH; vs eth, chl
4901	4-Ethylbenzenesulfonic acid		C ₈ H ₁₀ O ₃ S	98-69-1	186.228				1.23		
4902	2-Ethyl-1 <i>H</i> -benzimidazole		C ₉ H ₁₀ N ₂	1848-84-6	146.188		176.5				sl chl
4903	Ethyl benzoate		C ₉ H ₁₀ O ₂	93-89-0	150.174	liq	-34	212	1.0415 ²⁵	1.5007 ²⁰	i H ₂ O; s EtOH, ace, bz; msc eth; sl ctc
4904	Ethyl 1,3-benzodioxole-5-carboxylate		C ₁₀ H ₁₀ O ₄	6951-08-2	194.184	pr	18.5	285.5; 135 ⁶			vs eth, EtOH, peth
4905	Ethyl benzoylacetate		C ₁₁ H ₁₂ O ₃	94-02-0	192.211		<0	dec 267; 167 ²⁰	1.1202 ¹⁵	1.5317 ¹⁵	sl H ₂ O; s EtOH, eth
4906	Ethyl <i>N</i> -benzylglycinate		C ₁₁ H ₁₃ NO ₂	6436-90-4	193.243			177 ⁵⁰		1.5041 ²⁰	vs EtOH, eth, bz
4907	Ethyl 2-benzylideneacetoacetate		C ₁₃ H ₁₄ O ₃	620-80-4	218.248	orth pl (dial)	60.5	296; 180 ¹⁷			i H ₂ O; sl EtOH, eth, bz; vs chl
4908	Ethyl bromoacetate		C ₄ H ₇ BrO ₂	105-36-2	167.002			168.5	1.5032 ²⁰	1.4489 ²⁰	i H ₂ O; msc EtOH, eth; s ace; sl ctc
4909	Ethyl 4-bromoacetoacetate		C ₆ H ₉ BrO ₃	13176-46-0	209.037			115 ¹⁴ , 110 ¹⁰	1.5278 ¹⁸	1.5281 ²⁰	vs eth, EtOH
4910	Ethyl 4-bromobenzoate		C ₉ H ₉ BrO ₂	5798-75-4	229.070	liq	-18	263; 125 ¹⁵	1.4332 ¹⁷	1.5438 ¹⁷	sl H ₂ O; s EtOH, eth, ace, bz
4911	Ethyl 2-bromobutanoate		C ₈ H ₁₁ BrO ₂	533-68-6	195.054			177; 43 ⁹	1.3273 ²⁰	1.4475 ²⁰	i H ₂ O; msc EtOH, eth; s chl
4912	Ethyl 4-bromobutanoate		C ₈ H ₁₁ BrO ₂	2969-81-5	195.054			192; 82 ¹⁰	1.3540 ²⁰	1.4559 ²⁰	
4913	Ethyl <i>trans</i> -4-bromo-2-butenolate		C ₈ H ₉ BrO ₂	37746-78-4	193.038			100 ¹⁴	1.402 ¹⁶	1.4925 ²⁰	vs EtOH
4914	Ethyl 6-bromohexanoate	Ethyl 6-bromocaproate	C ₈ H ₁₅ BrO ₂	25542-62-5	223.108	cry (peth)	33	126 ²¹	1.238 ²³	1.4566 ²¹	
4915	Ethyl 2-bromo-3-methylbutanoate		C ₇ H ₁₃ BrO ₂	609-12-1	209.081			186	1.2760 ²⁰	1.4496 ²⁰	vs eth, EtOH
4916	Ethyl 2-bromo-2-methylpropanoate		C ₆ H ₁₁ BrO ₂	600-00-0	195.054			163	1.3263 ²⁰	1.4446 ²⁰	i H ₂ O; s EtOH; msc eth
4917	Ethyl 3-bromo-2-oxopropanoate	Ethyl 3-bromopyruvate	C ₆ H ₉ BrO ₃	70-23-5	195.012			87 ⁹			
4918	Ethyl 2-bromopentanoate		C ₇ H ₁₃ BrO ₂	615-83-8	209.081			191	1.226 ¹⁸	1.4496 ²⁰	i H ₂ O; s EtOH, eth
4919	Ethyl 5-bromopentanoate		C ₇ H ₁₃ BrO ₂	14660-52-7	209.081			129 ³⁵ , 107 ²⁰	1.3085 ²⁰	1.4543 ²⁰	sl ctc
4920	Ethyl 2-bromopropanoate	Ethyl α -bromopropionate	C ₅ H ₉ BrO ₂	535-11-5	181.028			dec 160; 71 ²⁶	1.4135 ²⁰	1.4490 ²⁰	i H ₂ O; msc EtOH, eth; s chl
4921	Ethyl 3-bromopropanoate		C ₅ H ₉ BrO ₂	539-74-2	181.028			179; 65 ¹⁵	1.4123 ¹⁸	1.4516 ²⁰	s EtOH, eth, ace; sl ctc
4922	2-Ethylbutanal	Diethylacetaldehyde	C ₆ H ₁₂ O	97-96-1	100.158			118 ⁶⁰	0.8110 ²⁰	1.4025 ²⁰	sl H ₂ O, ctc; msc EtOH, eth
4923	Ethyl butanoate		C ₆ H ₁₂ O ₂	105-54-4	116.158	liq	-98	121.3	0.8735 ²⁵	1.3898 ²⁵	sl H ₂ O, ctc; s EtOH, eth
4924	2-Ethylbutanoic acid	Diethylacetic acid	C ₆ H ₁₂ O ₂	88-09-5	116.158	liq	-31.8	194	0.9239 ²⁰	1.4132 ²⁰	sl H ₂ O, ctc; msc EtOH, eth
4925	2-Ethylbutanoic acid, triethyleneglycol diester		C ₁₈ H ₃₄ O ₆	95-08-9	346.459			181 ^{3,5}			
4926	2-Ethyl-1-butanol		C ₆ H ₁₄ O	97-95-0	102.174		<-15	147	0.8326 ²⁰	1.4220 ²⁰	sl H ₂ O; s EtOH, eth, chl
4927	2-Ethylbutanoyl chloride		C ₆ H ₁₁ ClO	2736-40-5	134.603			140	0.9825 ²⁰	1.4234 ²⁰	vs eth



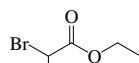
No.	Name	Synonym	Mol. Form.	CAS RN	Mol. Wt.	Physical Form	mp/°C	bp/°C	den/ g cm ⁻³	n _D	Solubility
4928	2-Ethyl-1-butene		C ₆ H ₁₂	760-21-4	84.159	liq	-131.5	64.7	0.6894 ²⁰	1.3969 ²⁰	i H ₂ O; s eth, ace, bz, chl
4929	Ethyl <i>cis</i> -2-butenolate	Ethyl isocrotonate	C ₆ H ₁₀ O ₂	6776-19-8	114.142			136	0.9182 ²⁰	1.4242 ²⁰	vs ace, eth, EtOH
4930	Ethyl <i>trans</i> -2-butenolate	Ethyl crotonate	C ₆ H ₁₀ O ₂	623-70-1	114.142			138	0.9175 ²⁰	1.4243 ²⁰	i H ₂ O; s EtOH, eth
4931	Ethyl 3-butenolate		C ₆ H ₁₀ O ₂	1617-18-1	114.142			119	0.9122 ²⁰	1.4105 ²⁰	s EtOH
4932	2-Ethylbutyl acetate		C ₈ H ₁₆ O ₂	10031-87-5	144.212		<-100	162.5	0.8790 ²⁰	1.4109 ²⁰	i H ₂ O; s EtOH, eth, ctc
4933	2-Ethylbutyl acrylate		C ₉ H ₁₆ O ₂	3953-10-4	156.222	liq		80 ²⁰			
4934	2-Ethylbutylamine	2-Ethyl-1-butanamine	C ₆ H ₁₃ N	617-79-8	101.190	liq	125				
4935	Ethyl <i>N</i> -butylcarbamate		C ₇ H ₁₃ NO ₂	591-62-8	145.200	liq	-22	202; 100 ¹⁵	0.9434 ²⁶	1.4278 ²⁶	
4936	Ethyl 2-butyrate		C ₆ H ₁₀ O ₂	4341-76-8	112.127			163	0.9641 ²⁰	1.4372 ²⁰	
4937	Ethyl carbamate	Urethane	C ₃ H ₇ NO ₂	51-79-6	89.094	pr (bz, to)	49	185	0.9862 ²¹	1.4144 ⁵¹	vs H ₂ O, EtOH, eth, bz, chl, py; sl lig
4938	9-Ethyl-9 <i>H</i> -carbazol-3-amine		C ₁₄ H ₁₄ N ₂	132-32-1	210.274		99				
4939	9-Ethyl-9 <i>H</i> -carbazole		C ₁₄ H ₁₃ N	86-28-2	195.260	nd (al)	68	190 ¹⁰	1.059 ⁸⁰	1.6394 ⁸⁰	i H ₂ O; vs EtOH, eth
4940	Ethyl chloroacetate		C ₄ H ₇ ClO ₂	105-39-5	122.551	liq	-21	144.3	1.1585 ²⁰	1.4215 ²⁰	i H ₂ O; msc EtOH, eth, ace; s bz
4941	Ethyl 4-chloroacetoacetate		C ₆ H ₉ ClO ₃	638-07-3	164.586		-8	dec 220; 115 ¹⁴	1.218 ²⁵	1.4520 ²⁰	
4942	Ethyl 4-chlorobenzoate		C ₈ H ₇ ClO ₂	7335-27-5	184.619			237.5	1.1873 ¹⁴		vs EtOH
4943	Ethyl 4-chlorobutanoate		C ₆ H ₁₁ ClO ₂	3153-36-4	150.603			184	1.0756 ²⁰	1.4311 ²⁰	vs ace, eth, EtOH
4944	Ethyl chlorofluoroacetate		C ₄ H ₆ ClFO ₂	401-56-9	140.541			129	1.225 ²⁰	1.3927 ²⁰	
4945	Ethyl chloroformate		C ₃ H ₅ ClO ₂	541-41-3	108.524	liq	-80.6	95	1.1352 ²⁰	1.3974 ²⁰	vs bz, eth, chl
4946	Ethyl 2-chloro-2-oxoacetate	Ethyl oxalyl chloride	C ₄ H ₅ ClO ₃	4755-77-5	136.534	hyg		137	1.2226 ²⁰		vs bz, eth
4947	Ethyl 2-chloropropanoate	Ethyl α -chloropropionate	C ₅ H ₉ ClO ₂	535-13-7	136.577			147	1.0793 ²⁰	1.4178 ²⁰	i H ₂ O; msc EtOH, eth; sl ctc
4948	Ethyl 3-chloropropanoate		C ₅ H ₉ ClO ₂	623-71-2	136.577			162	1.1086 ²⁰	1.4254 ²⁰	sl H ₂ O; msc EtOH, eth
4949	Ethyl chlorosulfinate		C ₃ H ₅ ClO ₂ S	6378-11-6	128.578			52.5 ⁴⁴ ; 32 ¹⁶	1.2837 ²⁰	1.4550 ²⁵	vs eth
4950	Ethyl chlorosulfonate		C ₃ H ₅ ClO ₃ S	625-01-4	144.577			152.5; 93 ¹⁰⁰	1.3502 ²⁵	1.416 ²⁰	vs eth, chl, lig
4951	<i>S</i> -Ethyl chlorothioformate		C ₃ H ₅ ClOS	2941-64-2	124.589	liq		136	1.195 ²⁰	1.4820 ²⁰	
4952	Ethyl <i>trans</i> -cinnamate	Ethyl <i>trans</i> -3-phenyl-2-propenoate	C ₁₁ H ₁₂ O ₂	4192-77-2	176.212		10	271.5	1.0491 ²⁰	1.5598 ²⁰	i H ₂ O; vs EtOH, eth, ace; s bz, ctc
4953	Ethyl cyanate		C ₃ H ₃ NO	627-48-5	71.078			dec 162; 30 ¹²	0.89 ²⁰	1.3788 ²⁵	vs eth, EtOH
4954	Ethyl cyanoacetate		C ₃ H ₅ NO ₂	105-56-6	113.116	liq	-22.5	205	1.0654 ²⁰	1.4175 ²⁰	s H ₂ O; vs eth, EtOH
4955	Ethyl 2-cyanoacrylate	Ethyl 2-cyano-2-propenoate	C ₅ H ₇ NO ₂	7085-85-0	125.126	liq		55 ³			
4956	Ethyl 2-cyano-3,3-diphenyl-2-propenoate	Etocrilene	C ₁₈ H ₁₅ NO ₂	5232-99-5	277.318		110.5	195 ³			
4957	Ethyl 2-cyano-3-ethoxyacrylate		C ₈ H ₁₁ NO ₃	94-05-3	169.178		52	190.5			
4958	Ethyl cyanoformate		C ₃ H ₃ NO ₂	623-49-4	99.089			115.5	1.003 ²⁵	1.3820 ²⁰	i H ₂ O; s EtOH, eth, ctc
4959	Ethyl 2-cyano-2-phenylacetate		C ₁₁ H ₁₁ NO ₂	4553-07-5	189.211	oil		dec 275; 165 ²⁰	1.091 ²⁰	1.5012 ²⁵	vs ace, bz, eth, EtOH
4960	Ethyl 2-cyano-3-phenyl-2-propenoate	Ethyl 2-benzylidene-2-cyanoacetate	C ₁₂ H ₁₁ NO ₂	2025-40-3	201.221	(i) nd (al) (ii) oil	51	188 ¹⁵	1.1076 ²⁵	1.5033	vs ace, chl
4961	Ethylcyclobutane		C ₆ H ₁₂	4806-61-5	84.159	liq	-142.9	70.8	0.7284 ²⁰	1.4020 ²⁰	i H ₂ O; msc EtOH, eth; s ace, bz, peth
4962	Ethylcyclohexane		C ₈ H ₁₆	1678-91-7	112.213	liq	-111.3	131.9	0.7880 ²⁰	1.4330 ²⁰	i H ₂ O; s EtOH, ace, bz; vs lig; msc ctc
4963	Ethyl cyclohexanecarboxylate		C ₉ H ₁₆ O ₂	3289-28-9	156.222			196	0.9362 ²⁰	1.4501 ¹⁵	vs ace, eth, EtOH, chl
4964	1-Ethylcyclohexene		C ₈ H ₁₄	1453-24-3	110.197	liq	-109.9	137	0.8176 ²⁵	1.4567 ²⁰	
4965	Ethyl 3-cyclohexene-1-carboxylate		C ₉ H ₁₄ O ₂	15111-56-5	154.206			194.5	0.9688 ²⁰	1.4578 ²⁰	
4966	Ethyl cyclohexylacetate		C ₁₀ H ₁₈ O ₂	5452-75-5	170.249			211	0.9537 ¹⁴	1.451 ¹⁴	
4967	Ethylcyclopentane		C ₇ H ₁₄	1640-89-7	98.186	liq	-138.4	103.5	0.7665 ²⁰	1.4198 ²⁰	i H ₂ O; msc EtOH, eth, ace; s bz, tol
4968	Ethyl 2-cyclopentanone-1-carboxylate		C ₈ H ₁₂ O ₃	611-10-9	156.179			221; 110 ¹⁶	1.0781 ²¹	1.4519 ²⁰	s eth, bz
4969	1-Ethylcyclopentene		C ₇ H ₁₂	2146-38-5	96.170	liq	-118.5	106.3	0.7936 ²⁵	1.4412 ²⁰	
4970	Ethylcyclopropane		C ₅ H ₁₀	1191-96-4	70.133	liq	-149.2	35.9	0.6790 ²⁵	1.3786 ²⁰	
4971	Ethyl cyclopropanecarboxylate		C ₆ H ₁₀ O ₂	4606-07-9	114.142			134	0.9608 ¹⁵	1.4190 ²⁰	
4972	Ethyl decanoate	Ethyl caprate	C ₁₂ H ₂₄ O ₂	110-38-3	200.318	liq	-20	241.5	0.8650 ²⁰	1.4256 ²⁰	i H ₂ O; vs eth, EtOH, chl



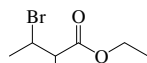
No.	Name	Synonym	Mol. Form.	CAS RN	Mol. Wt.	Physical Form	mp/°C	bp/°C	den/ g cm ⁻³	n _D	Solubility
4973	Ethyl diazoacetate	Diazoacetic ester	C ₄ H ₆ N ₂ O ₂	623-73-4	114.103	ye orth cry	-22	dec 140	1.0852 ¹⁸	1.4605 ²⁰	sl H ₂ O; msc EtOH, eth, bz, lig
4974	Ethyl dibromoacetate		C ₄ H ₆ Br ₂ O ₂	617-33-4	245.898			194	1.8991 ²⁰	1.5017 ¹³	i H ₂ O; msc EtOH, eth
4975	Ethyl 2,3-dibromobutanoate		C ₆ H ₁₀ Br ₂ O ₂	609-11-0	273.950	nd	58.5	113 ³⁰	1.6800 ²⁰		sl H ₂ O, ctc; s EtOH, eth
4976	Ethyl 2,4-dibromobutanoate		C ₆ H ₁₀ Br ₂ O ₂	36847-51-5	273.950			149 ⁵²	1.6987 ²⁰	1.4960 ²⁰	i H ₂ O; s EtOH, eth
4977	Ethyl 2,3-dibromopropanoate		C ₅ H ₈ Br ₂ O ₂	3674-13-3	259.925			214.5	1.7966 ²⁰	1.5007 ²⁰	s EtOH, eth
4978	Ethyl 3,6-di(<i>tert</i> -butyl)-1-naphthalenesulfonate	Ethyl dibunate	C ₂₀ H ₂₈ O ₃ S	5560-69-0	348.499						s chl
4979	Ethyl dichloroacetate		C ₄ H ₆ Cl ₂ O ₂	535-15-9	156.996			155; 56 ¹⁰	1.2827 ²⁰	1.4386 ²⁰	sl H ₂ O; msc EtOH, eth; s ace, chl
4980	Ethyl dichloroarsine	Dichloroethylarsine	C ₂ H ₅ AsCl ₂	598-14-1	174.889			155.3; 74 ⁵⁰	1.66 ²⁰		s H ₂ O; misc EtOH, bz
4981	Ethyl dichlorocarbamate		C ₃ H ₅ Cl ₂ NO ₂	13698-16-3	157.984			66 ¹⁸ , 55 ¹⁵	1.304 ³⁰	1.4595 ²⁰	
4982	Ethyl 2,3-dichloropropanoate		C ₃ H ₅ Cl ₂ O ₂	6628-21-3	171.022			183.5	1.2401 ²⁰	1.4482 ²⁰	vs eth, EtOH
4983	Ethyl diethoxyacetate		C ₈ H ₁₆ O ₄	6065-82-3	176.211			199	0.985 ²⁵	1.4100 ²⁰	
4984	Ethyl diethylmalonate		C ₁₁ H ₂₀ O ₄	77-25-8	216.275			230	0.9643 ³⁰	1.4240 ²⁰	i H ₂ O; msc EtOH, eth; s ctc
4985	Ethyl difluoroacetate		C ₄ H ₆ F ₂ O ₂	454-31-9	124.087			100	1.1765 ²⁰		i H ₂ O
4986	Ethyl difluoroarsine		C ₂ H ₅ AsF ₂	430-40-0	141.980	liq, fumes in air	-38.7	94.3	1.708 ¹⁷		
4987	5-Ethylidihydro-5- <i>sec</i> -butyl-2-thioxo-4,6(1 <i>H</i> ,5 <i>H</i>)-pyrimidinedione	Thiobutabarbital	C ₁₀ H ₁₆ N ₂ O ₂ S	2095-57-0	228.311		169				
4988	5-Ethylidihydro-2(3 <i>H</i>)-furanone		C ₈ H ₁₀ O ₂	695-06-7	114.142	liq	-18	215.5	1.0261 ²⁰	1.4495 ²⁰	vs H ₂ O, EtOH
4989	Ethyl dihydrogen phosphate		C ₂ H ₅ O ₄ P	1623-14-9	126.048	hyg cry		dec	1.430 ²⁵	1.427	vs H ₂ O, ace, eth, EtOH
4990	5-Ethylidihydro-5-phenyl-4,6(1 <i>H</i> ,5 <i>H</i>)-pyrimidinedione	Primidone	C ₁₂ H ₁₄ N ₂ O ₂	125-33-7	218.251		281.5				
4991	Ethyl 2,4-dihydroxy-6-methylbenzoate		C ₁₀ H ₁₂ O ₄	2524-37-0	196.200	lf (HOAc), pr (al)	132	sub			vs eth, EtOH
4992	<i>O</i> -Ethyl <i>S</i> -[2-(diisopropylamino)ethyl] methylphosphonothioate	VX Nerve agent	C ₁₁ H ₂₆ NO ₂ PS	50782-69-9	267.369	very toxic liq					
4993	Ethyl dimethylamine	<i>N,N</i> -Dimethylethanamine	C ₄ H ₁₁ N	598-56-1	73.137	liq	-140	36.5	0.675 ²⁰	1.3705 ²⁵	
4994	Ethyl 4-(dimethylamino)benzoate		C ₁₁ H ₁₆ NO ₂	10287-53-3	193.243		66.5	190 ¹⁴	1.0099 ¹⁰⁰		
4995	1-Ethyl-2,4-dimethylbenzene		C ₁₀ H ₁₄	874-41-9	134.218	liq	-62.9	188.4	0.8763 ²⁰	1.5038 ²⁰	vs ace, bz, eth, EtOH
4996	1-Ethyl-3,5-dimethylbenzene		C ₁₀ H ₁₄	934-74-7	134.218	liq	-84.3	183.6	0.8608 ²⁵	1.4981 ²⁰	i H ₂ O; msc EtOH, eth, ace, bz; s peth, ctc
4997	2-Ethyl-1,3-dimethylbenzene		C ₁₀ H ₁₄	2870-04-4	134.218	liq	-16.2	190	0.8864 ²⁵	1.5107 ²⁰	
4998	2-Ethyl-1,4-dimethylbenzene		C ₁₀ H ₁₄	1758-88-9	134.218	liq	-53.7	186.9	0.8732 ²⁵	1.5043 ²⁰	i H ₂ O; msc EtOH, eth, ace, bz; s peth, ctc
4999	3-Ethyl-1,2-dimethylbenzene		C ₁₀ H ₁₄	933-98-2	134.218	liq	-49.5	194	0.8881 ²⁵	1.5117 ²⁰	
5000	4-Ethyl-1,2-dimethylbenzene		C ₁₀ H ₁₄	934-80-5	134.218	liq	-66.9	189.5	0.8706 ²⁵	1.5031 ²⁰	i H ₂ O; msc EtOH, eth, ace, bz; s peth, ctc
5001	<i>N'</i> -Ethyl- <i>N,N</i> -dimethyl-1,2-ethanediamine		C ₆ H ₁₆ N ₂	123-83-1	116.204			134.5	0.738 ²⁵	1.4222 ²⁰	
5002	Ethyl 4,4-dimethyl-3-oxopentanoate	Ethyl pivaloylacetate	C ₉ H ₁₆ O ₃	17094-34-7	172.221	liq		83 ¹⁷	0.97 ¹⁸		
5003	3-Ethyl-2,2-dimethylpentane		C ₉ H ₂₀	16747-32-3	128.255	liq	-99.3	133.8	0.7438 ²⁰	1.4123 ²⁰	
5004	3-Ethyl-2,3-dimethylpentane		C ₉ H ₂₀	16747-33-4	128.255			144.7	0.7508 ²⁵	1.4221 ²⁰	
5005	3-Ethyl-2,4-dimethylpentane		C ₉ H ₂₀	1068-87-7	128.255	liq	-122.4	136.7	0.7365 ²⁰	1.4131 ²⁰	
5006	Ethyl 2,2-dimethylpropanoate	Ethyl 2,2-dimethylpropionate	C ₇ H ₁₄ O ₂	3938-95-2	130.185	liq	-89.5	118.4	0.856 ²⁰	1.3906 ²⁰	s EtOH, eth
5007	3-Ethyl-2,5-dimethylpyrazine		C ₈ H ₁₂ N ₂	13360-65-1	136.194			180.5	0.9657 ²⁴	1.5014 ²⁴	sl H ₂ O, EtOH, eth
5008	3-Ethyl-2,4-dimethyl-1 <i>H</i> -pyrrole		C ₈ H ₁₃ N	517-22-6	123.196	pr	0	199; 96 ¹⁶	0.913 ²⁰	1.4961 ²⁰	sl H ₂ O; s EtOH, eth, bz, chl
5009	Ethyl 3,5-dimethylpyrrole-2-carboxylate		C ₉ H ₁₃ NO ₂	2199-44-2	167.205	cry (al)	125	135 ^{10.5}			s EtOH, ace
5010	Ethyl 2,4-dimethylpyrrole-3-carboxylate		C ₉ H ₁₃ NO ₂	2199-51-1	167.205	cry (eth-liq, peth)	78.5	291			vs eth, EtOH
5011	Ethyl 2,5-dimethylpyrrole-3-carboxylate		C ₉ H ₁₃ NO ₂	2199-52-2	167.205	orth (al)	117.5	291; 130 ¹⁵			vs EtOH
5012	Ethyl 4,5-dimethylpyrrole-3-carboxylate		C ₉ H ₁₃ NO ₂	2199-53-3	167.205	cry (dil al)	111.3				vs eth, EtOH, chl
5013	Ethyl 2,4-dioxopentanoate		C ₇ H ₁₀ O ₄	615-79-2	158.152		18	214	1.1251 ²⁰	1.4757 ¹⁷	vs eth, EtOH



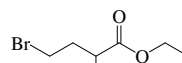
Ethyl diazoacetate



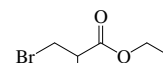
Ethyl dibromoacetate



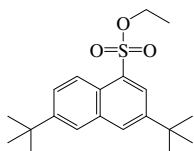
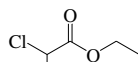
Ethyl 2,3-dibromobutanoate



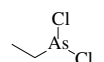
Ethyl 2,4-dibromobutanoate



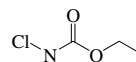
Ethyl 2,3-dibromopropanoate

Ethyl 3,6-di(*tert*-butyl)-1-naphthalenesulfonate

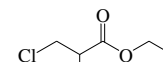
Ethyl dichloroacetate



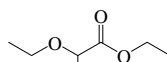
Ethyldichloroarsine



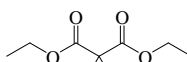
Ethyl dichlorocarbamate



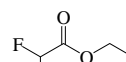
Ethyl 2,3-dichloropropanoate



Ethyl diethoxyacetate



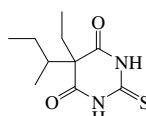
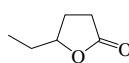
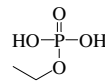
Ethyl diethylmalonate



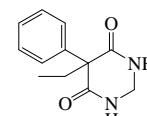
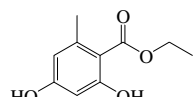
Ethyl difluoroacetate



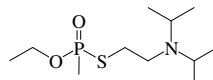
Ethyldifluoroarsine

5-Ethylidihydro-5-sac-butyl-2-thioxo-4,6(1*H*,5*H*)-pyrimidinedione5-Ethylidihydro-2(3*H*)-furanone

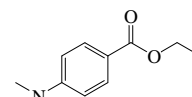
Ethyl dihydrogen phosphate

5-Ethylidihydro-5-phenyl-4,6(1*H*,5*H*)-pyrimidinedione

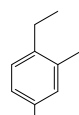
Ethyl 2,4-dihydroxy-6-methylbenzoate

*O*-Ethyl *S*-[2-(diisopropylamino)ethyl] methylphosphonothioate

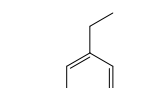
Ethyldimethylamine



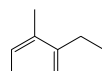
Ethyl 4-(dimethylamino)benzoate



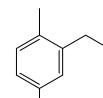
1-Ethyl-2,4-dimethylbenzene



1-Ethyl-3,5-dimethylbenzene



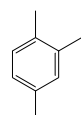
2-Ethyl-1,3-dimethylbenzene



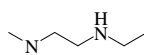
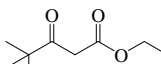
2-Ethyl-1,4-dimethylbenzene



3-Ethyl-1,2-dimethylbenzene



4-Ethyl-1,2-dimethylbenzene

*N'*-Ethyl-*N,N*-dimethyl-1,2-ethanediamine

Ethyl 4,4-dimethyl-3-oxopentanoate



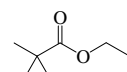
3-Ethyl-2,2-dimethylpentane



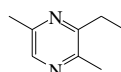
3-Ethyl-2,3-dimethylpentane



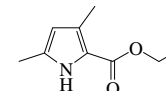
3-Ethyl-2,4-dimethylpentane



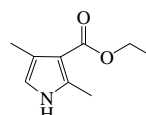
Ethyl 2,2-dimethylpropanoate



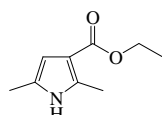
3-Ethyl-2,5-dimethylpyrazine

3-Ethyl-2,4-dimethyl-1*H*-pyrrole

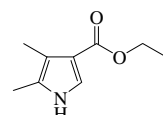
Ethyl 3,5-dimethylpyrrole-2-carboxylate



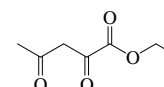
Ethyl 2,4-dimethylpyrrole-3-carboxylate



Ethyl 2,5-dimethylpyrrole-3-carboxylate

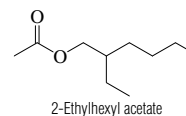
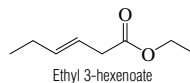
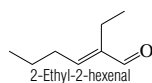
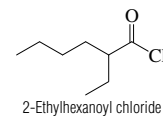
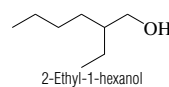
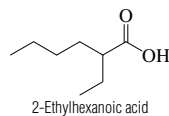
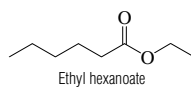
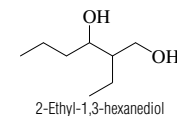
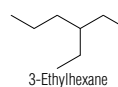
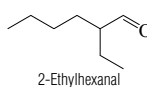
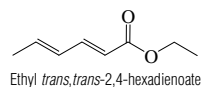
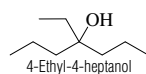
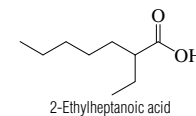
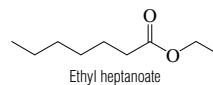
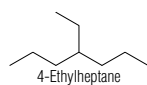
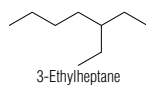
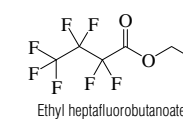
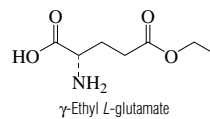
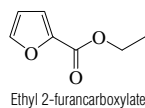
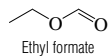
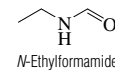
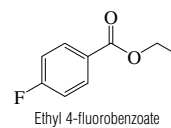
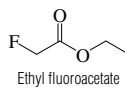
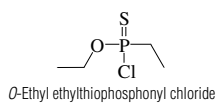
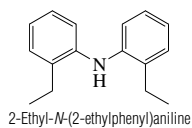
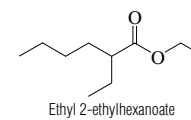
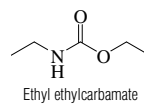
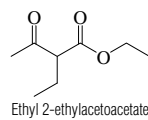
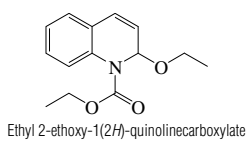
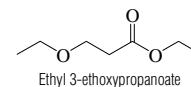
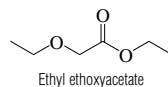
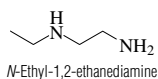
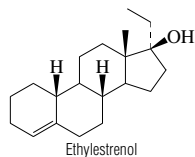
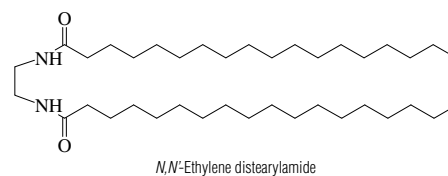
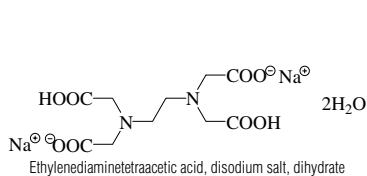
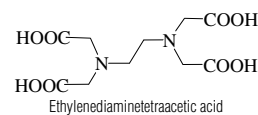
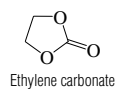
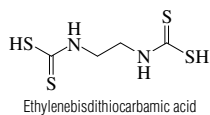
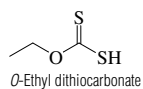


Ethyl 4,5-dimethylpyrrole-3-carboxylate

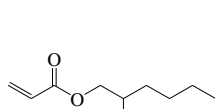


Ethyl 2,4-dioxopentanoate

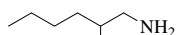
No.	Name	Synonym	Mol. Form.	CAS RN	Mol. Wt.	Physical Form	mp/°C	bp/°C	den/ g cm ⁻³	n _D	Solubility
5014	<i>O</i> -Ethyl dithiocarbonate	Xanthogenic acid	C ₃ H ₆ OS ₂	151-01-9	122.209	unstab liq	-53	25			
5015	Ethylene	Ethene	C ₂ H ₄	74-85-1	28.053	col gas	-169.15	-103.77	0.5678 ¹⁰⁴	1.363 ¹⁰⁰	i H ₂ O; sl EtOH, bz, ace; s eth
5016	Ethylenebisdithiocarbamic acid		C ₄ H ₈ N ₂ S ₄	111-54-6	212.380	unstab liq					
5017	Ethylene carbonate	Vinylene carbonate	C ₃ H ₄ O ₃	96-49-1	88.062	mcl pl (al)	36.4	248	1.3214 ⁹⁹	1.4148 ⁵⁰	msc H ₂ O, EtOH, eth, bz, chl, AcOEt
5018	Ethylenediaminetetraacetic acid	EDTA	C ₁₀ H ₁₆ N ₂ O ₈	60-00-4	292.242	cry (w)	245 dec				
5019	Ethylenediaminetetraacetic acid, disodium salt, dihydrate	EDTA disodium	C ₁₀ H ₁₈ N ₂ Na ₂ O ₁₀	6381-92-6	372.237		242 dec				
5020	<i>N,N'</i> -Ethylene distearylamine	<i>N,N'</i> -Dioctadecanoyl ethanediamine	C ₃₈ H ₇₆ N ₂ O ₂	110-30-5	593.022	cry (EtOH)	149				
5021	Ethyleneimine	Aziridine	C ₂ H ₃ N	151-56-4	43.068	liq	-77.9	56	0.832 ²⁵		msc H ₂ O; s EtOH; vs eth; sl chl
5022	Ethylestrenol		C ₂₀ H ₃₂ O	965-90-2	288.467	cry	77				
5023	<i>N</i> -Ethyl-1,2-ethanediamine		C ₄ H ₁₂ N ₂	110-72-5	88.151			129	0.837 ²⁵	1.4385 ²⁰	
5024	Ethyl ethoxyacetate		C ₆ H ₁₂ O ₃	817-95-8	132.157			158	0.9702 ²⁰	1.4039 ²⁰	s EtOH, eth, ace
5025	Ethyl 3-ethoxypropanoate		C ₇ H ₁₄ O ₃	763-69-9	146.184			166; 48 ⁵	0.9490 ²⁰	1.4065 ²⁰	
5026	Ethyl 2-ethoxy-1(2 <i>H</i>)-quinolinecarboxylate	EEDQ	C ₁₄ H ₁₇ NO ₃	16357-59-8	247.290		56.5	126 ^{0.1}			s chl
5027	Ethyl 2-ethylacetoacetate		C ₈ H ₁₄ O ₃	607-97-6	158.195			198.0; 80 ¹⁰	0.9847 ¹⁶	1.4214 ²⁵	msc EtOH, eth
5028	Ethyl ethylcarbamate		C ₆ H ₁₁ NO ₂	623-78-9	117.147			176	0.9813 ²⁰	1.4215 ²⁰	vs H ₂ O, eth, EtOH
5029	Ethyl 2-ethylhexanoate	Ethyl 2-ethylcaproate	C ₁₀ H ₂₀ O ₂	2983-37-1	172.265			90 ²⁸	0.8586 ²⁵	1.4123 ²⁵	
5030	2-Ethyl- <i>N</i> -(2-ethylphenyl)aniline		C ₁₆ H ₁₉ N	64653-59-4	225.329		29	336 ⁶⁰³ , 173 ¹⁰		1.5550 ²⁵	i H ₂ O; vs EtOH, eth; sl chl; s acid
5031	<i>O</i> -Ethyl ethylthiophosphonyl chloride		C ₄ H ₁₀ ClOPS	1497-68-3	172.613	liq		35 ^{0.7}	1.15 ²⁰		
5032	Ethyl fluoroacetate		C ₄ H ₇ FO ₂	459-72-3	106.096			120	1.0912 ²⁰	1.3755 ²⁰	vs H ₂ O
5033	Ethyl 4-fluorobenzoate		C ₈ H ₇ FO ₂	451-46-7	168.164	mcl pr (w)	26	210	1.146 ²⁵	1.4864 ²⁰	vs eth, EtOH
5034	<i>N</i> -Ethylformamide		C ₃ H ₇ NO	627-45-2	73.094			198	0.9552 ²⁰	1.4320 ²⁰	msc H ₂ O, EtOH, eth
5035	Ethyl formate		C ₃ H ₆ O ₂	109-94-4	74.079	liq	-79.6	54.4	0.9208 ²⁰	1.3609 ²⁰	s H ₂ O; msc EtOH, eth; vs ace; sl ctc
5036	2-Ethylfuran		C ₆ H ₈ O	3208-16-0	96.127			92.5	0.9018 ²⁰	1.4403 ²⁰	s EtOH, eth, ace, bz
5037	Ethyl 2-furancarboxylate	Ethyl 2-furanoate	C ₇ H ₈ O ₃	614-99-3	140.137	lf or pr	34.5	196.8	1.1174 ²¹	1.4797 ²¹	i H ₂ O; msc EtOH, eth, ace; s bz
5038	γ-Ethyl <i>L</i> -glutamate		C ₇ H ₁₃ NO ₄	1119-33-1	175.183		191				sl H ₂ O
5039	Ethyl heptafluorobutanoate		C ₆ H ₉ F ₇ O ₂	356-27-4	242.092			95	1.394 ²⁰	1.3011 ²⁰	sl H ₂ O; s eth, ace
5040	3-Ethylheptane		C ₉ H ₂₀	15869-80-4	128.255	liq	-114.9	143.0	0.7225 ²⁵	1.4093 ²⁰	
5041	4-Ethylheptane		C ₉ H ₂₀	2216-32-2	128.255			141.2	0.7241 ²⁵	1.4096 ²⁰	i H ₂ O; s eth; msc EtOH, ace, bz
5042	Ethyl heptanoate	Ethyl oenanthane	C ₉ H ₁₈ O ₂	106-30-9	158.238	liq	-66.1	187	0.8817 ²⁰	1.4100 ²⁰	sl H ₂ O, ctc; s EtOH, eth
5043	2-Ethylheptanoic acid		C ₉ H ₁₈ O ₂	3274-29-1	158.238	liq		153 ³¹		1.4255 ²⁷	
5044	4-Ethyl-4-heptanol		C ₉ H ₂₀ O	597-90-0	144.254			182	0.8350 ²⁰	1.4332 ²⁰	vs eth, EtOH
5045	Ethyl <i>trans,trans</i> -2,4-hexadienoate	Ethyl sorbate	C ₈ H ₁₂ O ₂	2396-84-1	140.180			195.5	0.9506 ²⁰	1.4951 ²⁰	vs eth, EtOH, chl
5046	2-Ethylhexanal		C ₈ H ₁₆ O	123-05-7	128.212		<-100	163	0.8540 ²⁰	1.4142 ²⁰	i H ₂ O; s EtOH, eth; sl ctc
5047	3-Ethylhexane		C ₈ H ₁₈	619-99-8	114.229			118.6	0.7136 ²⁰	1.4018 ²⁰	i H ₂ O; msc EtOH, eth, ace, bz, chl; s ctc
5048	2-Ethyl-1,3-hexanediol	Ethohexadiol	C ₈ H ₁₈ O ₂	94-96-2	146.228	liq	-40	244	0.9325 ²²	1.4497 ²⁰	sl H ₂ O; s EtOH, eth
5049	Ethyl hexanoate		C ₈ H ₁₆ O ₂	123-66-0	144.212	liq	-67	167	0.873 ²⁰	1.4073 ²⁰	sl H ₂ O; vs eth, EtOH
5050	2-Ethylhexanoic acid		C ₈ H ₁₆ O ₂	149-57-5	144.212			228; 120 ¹³	0.9031 ²⁵	1.4241 ²⁰	s H ₂ O, eth, ctc; sl EtOH
5051	2-Ethyl-1-hexanol		C ₈ H ₁₈ O	104-76-7	130.228	liq	-70	184.6	0.8319 ²⁵	1.4300 ²⁰	i H ₂ O; s EtOH, eth, ace, bz, chl
5052	2-Ethylhexanoyl chloride		C ₈ H ₁₅ ClO	760-67-8	162.657			101 ⁴⁰ , 67 ¹¹	0.939 ²⁵	1.4335 ²⁰	
5053	2-Ethyl-2-hexenal		C ₈ H ₁₄ O	645-62-5	126.196			175	0.8554 ²⁰		
5054	Ethyl 3-hexenoate	Ethyl hydrosorbate	C ₈ H ₁₄ O ₂	2396-83-0	142.196			166.5	0.8957 ²⁰	1.4255 ²⁰	
5055	2-Ethylhexyl acetate		C ₁₀ H ₂₀ O ₂	103-09-3	172.265	liq	-80	199	0.8718 ²⁰	1.4204 ²⁰	i H ₂ O; s EtOH, eth



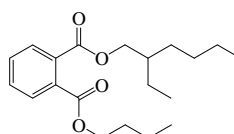
No.	Name	Synonym	Mol. Form.	CAS RN	Mol. Wt.	Physical Form	mp/°C	bp/°C	den/ g cm ⁻³	n _D	Solubility
5056	2-Ethylhexyl acrylate		C ₁₁ H ₂₀ O ₂	103-11-7	184.276		-90	125 ⁶⁰	0.880 ²⁵	1.4332 ²⁵	
5057	2-Ethylhexylamine	2-Ethyl-1-hexanamine	C ₈ H ₁₉ N	104-75-6	129.244			169.2			sl H ₂ O
5058	2-Ethylhexyl butyl phthalate	Butyl 2-ethylhexyl phthalate	C ₂₀ H ₃₆ O ₄	85-69-8	334.450	col liq					sl H ₂ O
5059	2-Ethylhexyl dihydrogen phosphate	Mono(2-ethylhexyl) phosphate	C ₈ H ₁₉ O ₄ P	1070-03-7	210.208	liq					s H ₂ O, bz
5060	2-Ethylhexyl diphenyl phosphite	Forstab	C ₂₀ H ₂₇ O ₃ P	15647-08-2	346.400			152 ^{0.15}	1.054 ²⁰	1.5207 ²⁷	
5061	Ethyl hexyl ether	1-Ethoxyhexane	C ₈ H ₁₈ O	5756-43-4	130.228			143	0.7722 ²⁰	1.4008 ²⁰	vs eth, EtOH
5062	2-Ethylhexyl 2-hydroxybenzoate	Octisalate	C ₁₅ H ₂₂ O ₃	118-60-5	250.334	liq		190 ²¹	1.01		
5063	2-Ethylhexyl methacrylate		C ₁₂ H ₂₂ O ₂	688-84-6	198.302			120 ¹⁸ , 110 ¹⁴	0.880 ²⁵	1.436 ²⁵	
5064	2-[(2-Ethylhexyl)oxy]ethanol	Ethylene glycol mono(2-ethylhexyl) ether	C ₁₀ H ₂₂ O ₂	1559-35-9	174.281			227.7			
5065	Ethylhydrazine		C ₂ H ₈ N ₂	624-80-6	60.098			101			vs H ₂ O, ace, eth, EtOH
5066	Ethyl hydrazinecarboxylate	Ethyl carbazate	C ₃ H ₈ N ₂ O ₂	4114-31-2	104.108	cry	46	dec 198; 93 ⁹			s EtOH, eth; sl chl
5067	Ethyl hydrogen adipate		C ₈ H ₁₄ O ₄	626-86-8	174.195	hyg cry (eth, peth)	29	285	0.9796 ²⁰	1.4311 ²⁰	s EtOH, eth, peth
5068	Ethyl hydrogen fumarate		C ₈ H ₈ O ₄	2459-05-4	144.126		70	147 ¹⁶	1.1109 ⁹⁷		s EtOH, ace; sl chl
5069	Ethyl hydrogen succinate	Butanedioic acid, monoethyl ester	C ₈ H ₁₀ O ₄	1070-34-4	146.141	pr or nd	8	172 ⁴² , 119 ³	1.1466 ²⁰	1.4327 ²⁰	vs H ₂ O, eth, EtOH
5070	Ethyl hydroperoxide	Ethyl hydrogen peroxide	C ₂ H ₆ O ₂	3031-74-1	62.068	liq	-100	95	0.9332 ²⁰	1.3800 ²⁰	vs H ₂ O, bz, eth, EtOH
5071	Ethyl hydroxyacetate		C ₄ H ₈ O ₃	623-50-7	104.105			160	1.0826 ²³	1.4180 ²⁰	vs eth, EtOH
5072	Ethyl 3-hydroxybenzoate		C ₉ H ₁₀ O ₃	7781-98-8	166.173	pl (bz)	74		1.0680 ¹³¹		sl H ₂ O, chl; s EtOH, eth
5073	Ethyl 4-hydroxybenzoate	Ethylparaben	C ₉ H ₁₀ O ₃	120-47-8	166.173	cry (dil al)	117	297.5			sl H ₂ O, chl, tfa; vs EtOH, eth; i CS ₂
5074	Ethyl 3-hydroxybutanoate, (±)		C ₈ H ₁₂ O ₃	35608-64-1	132.157			185; 76 ¹⁵	1.017 ²⁰	1.4182 ²⁰	s H ₂ O, EtOH; sl ctc
5075	Ethyl 2-hydroxy-3-butenate		C ₈ H ₁₀ O ₃	91890-87-8	130.141			dec 173; 68 ¹⁵	1.0470 ¹⁵	1.436 ¹³	vs H ₂ O, eth, EtOH
5076	α-Ethyl-1-hydroxycyclohexanecetic acid	Cyclobutylol	C ₁₀ H ₁₈ O ₃	512-16-3	186.248	cry (eth-peth)	81.5	164 ²⁴	1.0010 ¹⁸	1.4680 ¹⁸	vs ace, eth, EtOH, chl
5077	N-Ethyl-N-hydroxyethanamine	N,N-Diethylhydroxylamine	C ₄ H ₁₁ NO	3710-84-7	89.136		10	133	0.8669 ²⁰	1.4195 ²⁰	
5078	2-Ethyl-3-hydroxyhexanal		C ₈ H ₁₆ O ₂	496-03-7	144.212			138 ⁵⁰ , 101 ⁹			
5079	Ethyl 4-hydroxy-3-methoxybenzoate		C ₁₀ H ₁₂ O ₄	617-05-0	196.200	nd (dil al)	44	292			i H ₂ O; vs EtOH, eth; s chl
5080	Ethyl cis-12-hydroxy-9-octadecenoate, (R)	Ethyl ricinoleate	C ₂₀ H ₃₈ O ₃	55066-53-0	326.514			258 ¹³	0.9180 ²⁰	1.4618 ²²	
5081	Ethylidene-cyclohexane		C ₈ H ₁₄	1003-64-1	110.197			136	0.822 ²⁵	1.4618 ²⁰	
5082	5-Ethylidene-2-norbornene	5-Ethylidenebicyclo[2.2.1]hept-2-ene	C ₉ H ₁₂	16219-75-3	120.191	liq		146	0.893	1.4900 ²⁰	
5083	1-Ethyl-1H-imidazole		C ₆ H ₈ N ₂	7098-07-9	96.131			208	0.999 ²⁵		msc H ₂ O
5084	Ethyl iodoacetate		C ₄ H ₇ I O ₂	623-48-3	214.002	oil		179	1.8173 ¹³	1.5079 ¹³	s EtOH, eth
5085	Ethyl isobutylcarbamate	Isobutyl urethane	C ₇ H ₁₅ NO ₂	539-89-9	145.200		<-65	110 ³⁰	0.9432 ²⁰	1.4288 ²⁰	vs eth, EtOH
5086	Ethyl isocyanate		C ₃ H ₅ NO	109-90-0	71.078			60	0.9031 ²⁰	1.3808 ²⁰	i H ₂ O; msc EtOH, eth
5087	Ethyl isocyanide		C ₃ H ₅ N	624-79-3	55.079		<-66	79	0.7402 ²⁰	1.3622 ²⁰	vs H ₂ O; msc EtOH, eth; s ace
5088	N-Ethyl-1H-isoindole-1,3(2H)-dione		C ₁₀ H ₉ NO ₂	5022-29-7	175.184	nd (al)	79	285.5			s EtOH, eth
5089	Ethyl isopentyl ether		C ₇ H ₁₆ O	628-04-6	116.201			112.5	0.7688 ²¹		vs eth, EtOH
5090	Ethylisopropylamine	N-Ethyl-2-propanamine	C ₅ H ₁₃ N	19961-27-4	87.164			69.6		1.3872 ²⁵	
5091	1-Ethyl-2-isopropylbenzene		C ₁₁ H ₁₆	18970-44-0	148.245			193	0.888 ²⁰	1.508 ²⁰	vs ace, bz, eth, EtOH
5092	Ethyl isopropyl ether		C ₈ H ₁₂ O	625-54-7	88.148			54.1	0.720 ²⁵	1.3698 ²⁵	s H ₂ O, ace, chl; msc EtOH, eth
5093	N-Ethyl-N-isopropyl-2-propanamine		C ₈ H ₁₉ N	7087-68-5	129.244			126.5	0.742 ²⁵	1.4138 ²⁰	s ctc
5094	Ethyl isopropyl sulfide		C ₈ H ₁₂ S	5145-99-3	104.214	liq	-122.2	107.5	0.8246 ²⁰		
5095	Ethyl isothiocyanate		C ₃ H ₅ NS	542-85-8	87.144	liq	-5.9	131.5	0.9990 ²⁰	1.5130 ²⁰	i H ₂ O; msc EtOH, eth
5096	Ethyl lactate	Ethyl 2-hydroxypropionate	C ₅ H ₁₀ O ₃	2676-33-7	118.131	liq	-26	154.5	1.0328 ²⁰	1.4124 ²⁰	vs H ₂ O, eth, EtOH
5097	Ethyl laurate		C ₁₄ H ₂₈ O ₂	106-33-2	228.371	liq	-10	271; 154 ¹⁵	0.8618 ²⁰	1.4311 ²⁰	i H ₂ O; vs EtOH; msc eth; sl ctc
5098	Ethyl levulinate		C ₇ H ₁₂ O ₃	539-88-8	144.168			205.8	1.0111 ²⁰	1.4229 ²⁰	vs H ₂ O, EtOH
5099	Ethyl mercaptoacetate		C ₄ H ₈ O ₂ S	623-51-8	120.171			157	1.0964 ¹⁵	1.4582 ²⁰	s EtOH, eth; sl ctc
5100	Ethyl methacrylate		C ₈ H ₁₀ O ₂	97-63-2	114.142			117	0.9135 ²⁰	1.4147 ²⁰	sl H ₂ O, chl; msc EtOH, eth



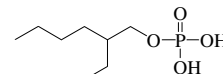
2-Ethylhexyl acrylate



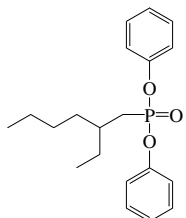
2-Ethylhexylamine




2-Ethylhexyl butyl phthalate



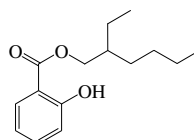
2-Ethylhexyl dihydrogen phosphate



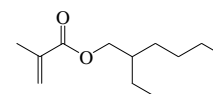
2-Ethylhexyl diphenyl phosphite



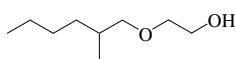
Ethyl hexyl ether



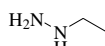
2-Ethylhexyl 2-hydroxybenzoate



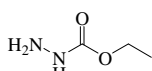
2-Ethylhexyl methacrylate



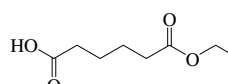
2-[(2-Ethylhexyl)oxy]ethanol



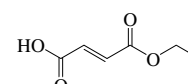
Ethylhydrazine



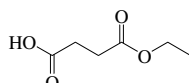
Ethyl hydrazinecarboxylate



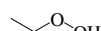
Ethyl hydrogen adipate



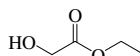
Ethyl hydrogen fumarate



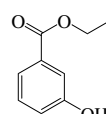
Ethyl hydrogen succinate



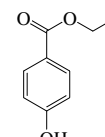
Ethyl hydroperoxide



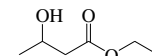
Ethyl hydroxyacetate



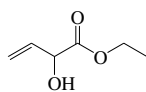
Ethyl 3-hydroxybenzoate



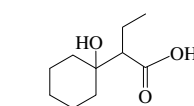
Ethyl 4-hydroxybenzoate



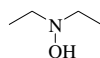
Ethyl 3-hydroxybutanoate, (±)



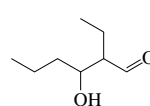
Ethyl 2-hydroxy-3-butenoate



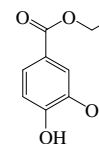
α-Ethyl-1-hydroxycyclohexaneacetic acid



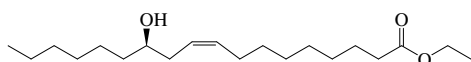
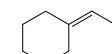
N-Ethyl-N-hydroxyethanamine



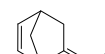
2-Ethyl-3-hydroxyhexanal



Ethyl 4-hydroxy-3-methoxybenzoate

Ethyl *cis*-12-hydroxy-9-octadecenoate, (R)

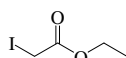
Ethylidenecyclohexane



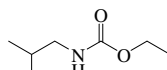
5-Ethylidene-2-norbornene



1-Ethyl-1H-imidazole



Ethyl iodoacetate



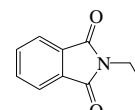
Ethyl isobutylcarbamate



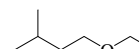
Ethyl isocyanate



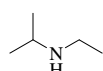
Ethyl isocyanide



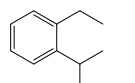
N-Ethyl-1H-isoindole-1,3(2H)-dione



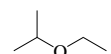
Ethyl isopentyl ether



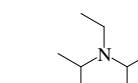
Ethylisopropylamine



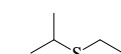
1-Ethyl-2-isopropylbenzene



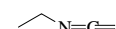
Ethyl isopropyl ether



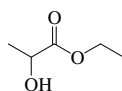
N-Ethyl-N-isopropyl-2-propanamine



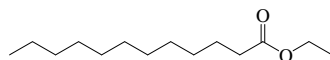
Ethyl isopropyl sulfide



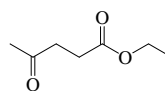
Ethyl isothiocyanate



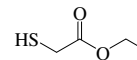
Ethyl lactate



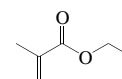
Ethyl laurate



Ethyl levulinate

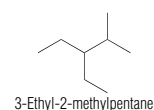
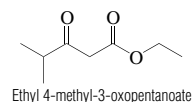
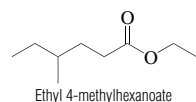
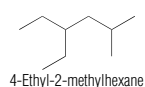
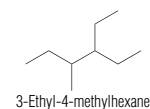
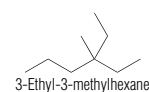
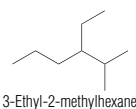
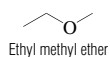
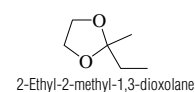
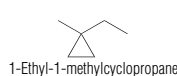
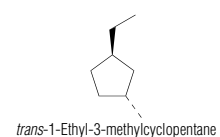
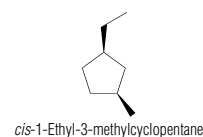
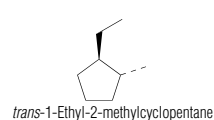
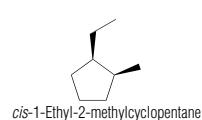
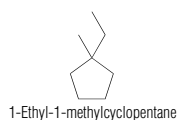
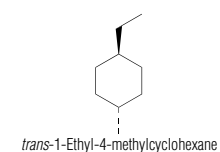
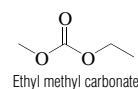
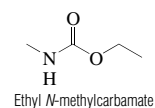
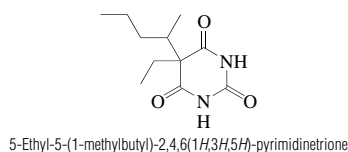
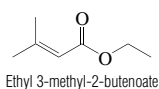
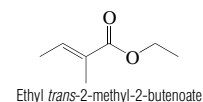
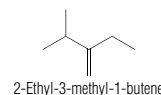
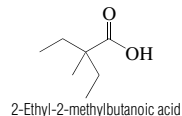
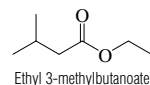
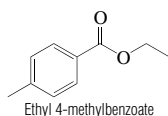
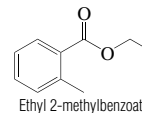
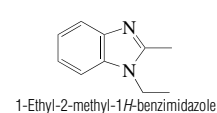
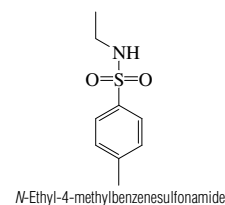
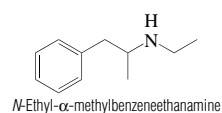
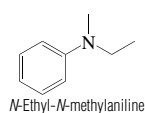
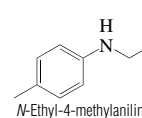
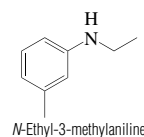
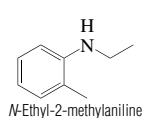
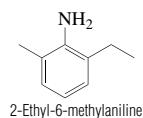
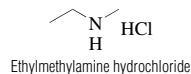
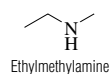
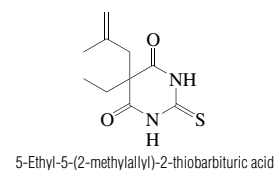
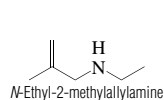
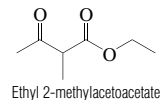
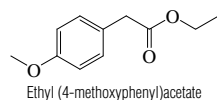
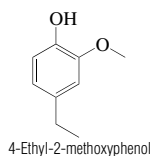
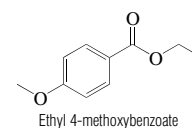
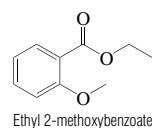
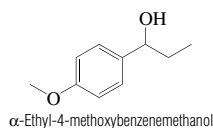
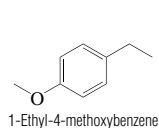
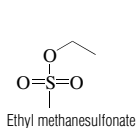


Ethyl mercaptoacetate

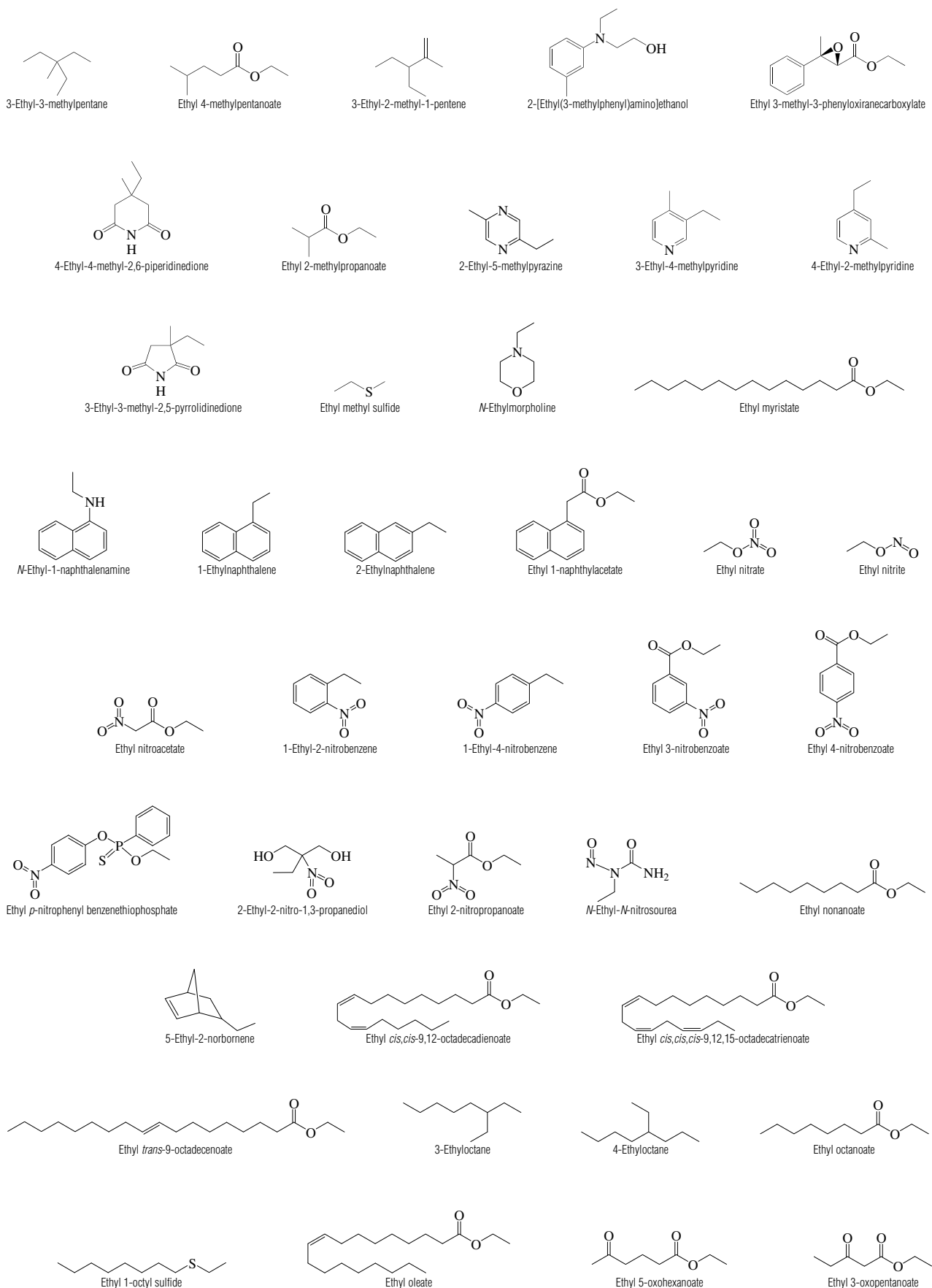


Ethyl methacrylate

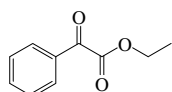
No.	Name	Synonym	Mol. Form.	CAS RN	Mol. Wt.	Physical Form	mp/°C	bp/°C	den/ g cm ⁻³	n _D	Solubility
5101	Ethyl methanesulfonate		C ₃ H ₈ O ₃ S	62-50-0	124.159			86 ¹⁰			
5102	1-Ethyl-4-methoxybenzene		C ₉ H ₁₂ O	1515-95-3	136.190			198	0.9624 ¹⁵	1.5120 ²⁰	vs bz, eth
5103	α-Ethyl-4-methoxybenzenemethanol		C ₁₀ H ₁₄ O ₂	5349-60-0	166.217			143 ²⁰		1.5277 ²⁰	s ctc
5104	Ethyl 2-methoxybenzoate		C ₁₀ H ₁₂ O ₃	7335-26-4	180.200			261	1.1124 ²⁰	1.5224 ²⁰	vs eth, EtOH
5105	Ethyl 4-methoxybenzoate		C ₁₀ H ₁₂ O ₃	94-30-4	180.200		7.5	269.5	1.1038 ²⁰	1.5254 ²⁰	i H ₂ O; s EtOH, eth
5106	4-Ethyl-2-methoxyphenol		C ₉ H ₁₂ O ₂	2785-89-9	152.190	liq	-7	236.5	1.0931 ¹⁸		
5107	Ethyl (4-methoxyphenyl)acetate		C ₁₁ H ₁₄ O ₃	14062-18-1	194.227			139 ⁷⁰	1.0972 ⁵	1.5075 ²⁰	
5108	Ethyl 2-methylacetoacetate		C ₇ H ₁₂ O ₃	609-14-3	144.168			187	0.9941 ²⁰	1.4185 ²⁰	sl H ₂ O; s EtOH, eth; vs ace
5109	N-Ethyl-2-methylallylamine	N-Ethyl-2-methyl-2-propen-1-amine	C ₆ H ₁₃ N	18328-90-0	99.174	liq		104.7	0.753	1.4221 ²⁰	msc H ₂ O
5110	5-Ethyl-5-(2-methylallyl)-2-thiobarbituric acid	Methallatal	C ₁₀ H ₁₄ N ₂ O ₂ S	115-56-0	226.295		160.5				
5111	Ethylmethylaniline	N-Methylethanamine	C ₇ H ₉ N	624-78-2	59.110			36.7			vs H ₂ O, ace, eth, EtOH
5112	Ethylmethylaniline hydrochloride	N-Methylethanamine hydrochloride	C ₇ H ₁₀ ClN	624-60-2	95.571	pl (al-eth)	128		1.0874 ²⁰		vs H ₂ O, EtOH; i eth; s chl
5113	2-Ethyl-6-methylaniline		C ₉ H ₁₃ N	24549-06-2	135.206	liq	-33	231	0.968 ²⁵	1.525 ²⁰	
5114	N-Ethyl-2-methylaniline		C ₉ H ₁₃ N	94-68-8	135.206		<-15	216	0.948 ²⁵	1.5456 ²⁰	s EtOH, eth
5115	N-Ethyl-3-methylaniline		C ₉ H ₁₃ N	102-27-2	135.206			221	0.9263 ¹⁵	1.545 ¹²⁰	s EtOH, eth
5116	N-Ethyl-4-methylaniline	N-Ethyl-4-toluidine	C ₉ H ₁₃ N	622-57-1	135.206			217	0.9391 ¹⁶		s EtOH, eth
5117	N-Ethyl-N-methylaniline		C ₉ H ₁₃ N	613-97-8	135.206			204	0.92 ⁵⁵		i H ₂ O; msc EtOH, eth; s ctc
5118	N-Ethyl-α-methylbenzeneethanamine	N-Ethylamphetamine	C ₁₁ H ₁₇ N	457-87-4	163.260			105 ¹⁴		1.4986 ²⁵	
5119	N-Ethyl-4-methylbenzenesulfonamide		C ₉ H ₁₃ NO ₂ S	80-39-7	199.270		64				s EtOH
5120	1-Ethyl-2-methyl-1H-benzimidazole		C ₁₀ H ₁₂ N ₂	5805-76-5	160.215		51	296	1.073 ²⁵		
5121	Ethyl 2-methylbenzoate		C ₁₀ H ₁₂ O ₂	87-24-1	164.201		<-10	227; 113 ¹⁸	1.0325 ²¹	1.507 ²²	i H ₂ O; msc EtOH, eth
5122	Ethyl 4-methylbenzoate		C ₁₀ H ₁₂ O ₂	94-08-6	164.201			232	1.0269 ¹⁸	1.5089 ¹⁸	i H ₂ O; msc EtOH, eth
5123	Ethyl 3-methylbutanoate	Ethyl isovalerate	C ₇ H ₁₄ O ₂	108-64-5	130.185	liq	-99.3	135.0	0.8656 ²⁰	1.3962 ²⁰	sl H ₂ O; vs EtOH, eth
5124	2-Ethyl-2-methylbutanoic acid		C ₇ H ₁₄ O ₂	19889-37-3	130.185		<-20	207		1.4250 ²⁰	vs EtOH
5125	2-Ethyl-3-methyl-1-butene		C ₇ H ₁₄	7357-93-9	98.186			89	0.7150 ²⁰	1.410 ²⁰	i H ₂ O; s eth, ace, bz, chl
5126	Ethyl <i>trans</i> -2-methyl-2-butenate		C ₇ H ₁₂ O ₂	5837-78-5	128.169			156	0.9200 ²⁰	1.4340 ²⁰	
5127	Ethyl 3-methyl-2-butenate		C ₇ H ₁₂ O ₂	638-10-8	128.169			153.5	0.9199 ²¹	1.4345 ²⁰	
5128	5-Ethyl-5-(1-methylbutyl)-2,4,6-(1 <i>H</i> ,3 <i>H</i> ,5 <i>H</i>)-pyrimidinetrione		C ₁₁ H ₁₈ N ₂ O ₃	76-74-4	226.272		130				sl H ₂ O; s EtOH, eth
5129	Ethyl <i>N</i> -methylcarbamate		C ₄ H ₉ NO ₂	105-40-8	103.120			170	1.0115 ²⁰	1.4183 ²⁰	vs H ₂ O, EtOH
5130	Ethyl methyl carbonate		C ₅ H ₈ O ₃	623-53-0	104.105	liq	-14	107.5	1.012 ²⁰	1.3778 ²⁰	vs eth, EtOH
5131	<i>trans</i> -1-Ethyl-4-methylcyclohexane		C ₈ H ₁₈	6236-88-0	126.239	liq	-80.8	149	0.7798 ²⁰	1.4304 ²⁰	
5132	1-Ethyl-1-methylcyclopentane		C ₈ H ₁₆	16747-50-5	112.213	liq	-143.8	121.6	0.7767 ²⁵	1.4272 ²⁰	vs ace, bz, eth, EtOH
5133	<i>cis</i> -1-Ethyl-2-methylcyclopentane		C ₈ H ₁₆	930-89-2	112.213	liq	-106	128	0.7852 ²⁰	1.4293 ²⁰	
5134	<i>trans</i> -1-Ethyl-2-methylcyclopentane		C ₈ H ₁₆	930-90-5	112.213	liq	-105.9	121.2	0.7649 ²⁵	1.4219 ²⁰	
5135	<i>cis</i> -1-Ethyl-3-methylcyclopentane		C ₈ H ₁₆	2613-66-3	112.213			121	0.7724 ²⁰	1.4203 ²⁰	vs ace, bz, eth, EtOH
5136	<i>trans</i> -1-Ethyl-3-methylcyclopentane		C ₈ H ₁₆	2613-65-2	112.213	liq	-108	121	0.7619 ²⁰	1.4186 ²⁰	
5137	1-Ethyl-1-methylcyclopropane		C ₆ H ₁₂	53778-43-1	84.159	liq	-130.2	56.8	0.6968 ²⁵	1.3887 ²⁰	
5138	2-Ethyl-2-methyl-1,3-dioxolane		C ₆ H ₁₂ O ₂	126-39-6	116.158			118	0.9360 ²⁰		
5139	Ethyl methyl ether		C ₃ H ₈ O	540-67-0	60.095	col gas	-113	7.4	0.7251 ¹⁰	1.3420 ⁴	s H ₂ O, ace, chl; msc EtOH, eth
5140	3-Ethyl-2-methylhexane		C ₉ H ₂₀	16789-46-1	128.255			138	0.7310 ²⁰	1.4106 ²⁰	
5141	3-Ethyl-3-methylhexane		C ₉ H ₂₀	3074-76-8	128.255			140.6	0.7371 ²⁵	1.4140 ²⁰	
5142	3-Ethyl-4-methylhexane	2,3-Diethylpentane	C ₉ H ₂₀	3074-77-9	128.255			140	0.7420 ²⁰	1.4134 ²⁰	
5143	4-Ethyl-2-methylhexane		C ₉ H ₂₀	3074-75-7	128.255			133.8	0.7195 ²⁵	1.4063 ²⁰	
5144	Ethyl 4-methylhexanoate	Ethyl 4-methylcaproate	C ₉ H ₁₈ O ₂	1561-10-0	158.238			180	0.8708 ²⁰	1.4051 ²⁰	
5145	Ethyl 4-methyl-3-oxopentanoate		C ₉ H ₁₆ O ₃	7152-15-0	158.195	liq	-9	173	0.98 ²⁵	1.250 ²⁰	
5146	3-Ethyl-2-methylpentane		C ₈ H ₁₈	609-26-7	114.229	liq	-114.9	115.66	0.7193 ²⁰	1.4040 ²⁰	i H ₂ O; s eth; msc EtOH, ace, bz



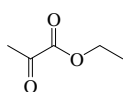
No.	Name	Synonym	Mol. Form.	CAS RN	Mol. Wt.	Physical Form	mp/°C	bp/°C	den/ g cm ⁻³	n _D	Solubility
5147	3-Ethyl-3-methylpentane		C ₈ H ₁₈	1067-08-9	114.229	liq	-90.9	118.27	0.7274 ²⁰	1.4078 ²⁰	i H ₂ O; s eth; msc EtOH, ace, bz
5148	Ethyl 4-methylpentanoate		C ₈ H ₁₆ O ₂	25415-67-2	144.212			163; 52 ¹⁰	0.8705 ²⁰	1.4050 ²⁰	
5149	3-Ethyl-2-methyl-1-pentene		C ₈ H ₁₆	19780-66-6	112.213	liq	-112.9	109.5	0.7262 ²⁰	1.4140 ²⁰	
5150	2-[Ethyl(3-methylphenyl)amino] ethanol		C ₁₁ H ₁₇ NO	91-88-3	179.259			118 ^{1.5}		1.5540 ²⁰	s ctc
5151	Ethyl 3-methyl-3-phenyloxiranecarboxylate	Ethyl 3-methyl-3-phenylglycidate	C ₁₂ H ₁₄ O ₃	77-83-8	206.237			273.5	1.044 ²⁰	1.5182 ²⁰	
5152	4-Ethyl-4-methyl-2,6-piperidinedione	Bemegrade	C ₈ H ₁₃ NO ₂	64-65-3	155.195	pl (w. ace-eth)	126.5	sub 100			s chl
5153	Ethyl 2-methylpropanoate	Ethyl isobutanoate	C ₆ H ₁₂ O ₂	97-62-1	116.158	liq	-88.2	110.1	0.868 ²⁰	1.3869 ¹⁸	sl H ₂ O, ctc; msc EtOH, eth; s ace
5154	2-Ethyl-5-methylpyrazine		C ₇ H ₁₀ N ₂	13360-64-0	122.167	liq		79 ²⁵			
5155	3-Ethyl-4-methylpyridine	3-Ethyl-4-picoline	C ₈ H ₁₁ N	529-21-5	121.180			198	0.9286 ¹⁷		sl H ₂ O; s EtOH, eth, chl; vs ace
5156	4-Ethyl-2-methylpyridine	4-Ethyl-2-picoline	C ₈ H ₁₁ N	536-88-9	121.180			179	0.9130 ²⁵		vs ace, bz, eth, EtOH
5157	3-Ethyl-3-methyl-2,5-pyrrolidinedione	Ethosuximide	C ₇ H ₁₁ NO ₂	77-67-8	141.168	cry (ace-eth)	64.5				vs H ₂ O
5158	Ethyl methyl sulfide		C ₃ H ₈ S	624-89-5	76.161	liq	-105.93	66.7	0.8422 ²⁰	1.4404 ²⁰	i H ₂ O; msc EtOH; s eth, chl
5159	<i>N</i> -Ethylmorpholine		C ₆ H ₁₃ NO	100-74-3	115.173			138.5	0.8996 ²⁰	1.4400 ²⁰	msc H ₂ O, EtOH, eth; s ace, bz
5160	Ethyl myristate		C ₁₆ H ₃₂ O ₂	124-06-1	256.424		12.3	295	0.8573 ²⁵	1.4362 ²⁰	i H ₂ O; s EtOH, ctc, lig; sl eth
5161	<i>N</i> -Ethyl-1-naphthalenamine		C ₁₂ H ₁₃ N	118-44-5	171.238			305; 191 ¹⁶	1.0652 ¹⁵	1.6477 ¹⁵	vs eth, EtOH
5162	1-Ethynaphthalene		C ₁₂ H ₁₂	1127-76-0	156.223	liq	-13.9	258.6	1.0082 ²⁰	1.6062 ²⁰	i H ₂ O; msc EtOH, eth
5163	2-Ethynaphthalene		C ₁₂ H ₁₂	939-27-5	156.223	liq	-7.4	258	0.9922 ²⁰	1.5999 ²⁰	i H ₂ O; msc EtOH, eth; sl chl
5164	Ethyl 1-naphthylacetate		C ₁₄ H ₁₆ O ₂	2122-70-5	214.260	oil	88.5	222 ²⁰ , 118 ¹³			s EtOH, eth
5165	Ethyl nitrate		C ₂ H ₅ NO ₃	625-58-1	91.066	liq	-94.6	87.2	1.1084 ²⁰	1.3852 ²⁰	s H ₂ O; msc EtOH, eth
5166	Ethyl nitrite		C ₂ H ₅ NO ₂	109-95-5	75.067	ye vol liq or gas		18	0.899 ¹⁵	1.3418 ¹⁰	msc EtOH, eth
5167	Ethyl nitroacetate		C ₄ H ₇ NO ₄	626-35-7	133.104			106 ²⁵ , 83 ⁶	1.1953 ²⁰	1.4250 ²⁰	sl H ₂ O; msc EtOH; vs eth; s dil alk
5168	1-Ethyl-2-nitrobenzene		C ₈ H ₉ NO ₂	612-22-6	151.163	liq	-12.3	232.5	1.1207 ²⁰	1.5356 ²⁰	i H ₂ O; vs EtOH, eth; s ace; sl ctc
5169	1-Ethyl-4-nitrobenzene		C ₈ H ₉ NO ₂	100-12-9	151.163	liq	-12.3	245.5	1.1192 ²⁰	1.5455 ²⁰	i H ₂ O; vs EtOH, eth; s ace; sl ctc
5170	Ethyl 3-nitrobenzoate		C ₉ H ₉ NO ₄	618-98-4	195.172		47	297			i H ₂ O; vs EtOH, eth
5171	Ethyl 4-nitrobenzoate		C ₉ H ₉ NO ₄	99-77-4	195.172		57	186.3; 153 ⁸			i H ₂ O; s EtOH, eth
5172	Ethyl <i>p</i> -nitrophenyl benzenethiophosphate		C ₁₄ H ₁₄ NO ₄ PS	2104-64-5	323.304		36		1.27 ²⁵	1.5978 ³⁰	vs bz, eth, EtOH
5173	2-Ethyl-2-nitro-1,3-propanediol		C ₅ H ₁₁ NO ₄	597-09-1	149.146	nd (w)	57.5	dec			vs H ₂ O, eth, EtOH
5174	Ethyl 2-nitropropanoate		C ₅ H ₉ NO ₄	2531-80-8	147.130			190.5		1.4210 ²⁰	vs bz, eth, EtOH
5175	<i>N</i> -Ethyl- <i>N</i> -nitroso- <i>N</i> -ethylurea	<i>N</i> -Nitroso- <i>N</i> -ethylurea	C ₃ H ₇ N ₃ O ₂	759-73-9	117.107			100 dec			s chl
5176	Ethyl nonanoate		C ₁₁ H ₂₂ O ₂	123-29-5	186.292	liq	-36.7	227.0	0.8657 ²⁰	1.4220 ²⁰	i H ₂ O; s EtOH, eth, ace, ctc
5177	5-Ethyl-2-norbornene		C ₉ H ₁₄	15403-89-1	122.207	liq		143.6	0.86	1.4630 ²⁰	
5178	Ethyl <i>cis,cis</i> -9,12-octadecadienoate	Ethyl linoleate	C ₂₀ H ₃₆ O ₂	544-35-4	308.499	ye or col		272 ¹⁸⁰ , 212 ¹²	0.8865 ²⁰		vs eth, EtOH
5179	Ethyl <i>cis,cis,cis</i> -9,12,15-octadecatrienoate	Ethyl linolenate	C ₂₀ H ₃₄ O ₂	1191-41-9	306.483			218 ¹⁵	0.8919 ²⁰	1.4694 ²⁰	vs eth, EtOH
5180	Ethyl <i>trans</i> -9-octadecenoate		C ₂₀ H ₃₆ O ₂	6114-18-7	310.515		5.8	218 ¹⁵	0.8664 ²⁵	1.4480 ²⁵	vs eth, EtOH
5181	3-Ethyl-octane		C ₁₀ H ₂₂	5881-17-4	142.282			166.5	0.7359 ²⁵	1.4156 ²⁰	
5182	4-Ethyl-octane		C ₁₀ H ₂₂	15869-86-0	142.282			163.7	0.7343 ²⁵	1.4151 ²⁰	
5183	Ethyl octanoate		C ₁₀ H ₂₀ O ₂	106-32-1	172.265	liq	-43.1	208.5	0.866 ¹⁸	1.4178 ²⁰	i H ₂ O; vs EtOH, eth; sl ctc
5184	Ethyl 1-octyl sulfide	1-(Ethylthio)octane	C ₁₀ H ₂₂ S	3698-94-0	174.347	liq		109 ¹⁴			
5185	Ethyl oleate	Ethyl <i>cis</i> -9-octadecenoate	C ₂₀ H ₃₆ O ₂	111-62-6	310.515			216 ¹⁵ , 207 ¹³	0.8720 ²⁰	1.4515 ²⁰	vs eth, EtOH
5186	Ethyl 5-oxohexanoate		C ₈ H ₁₄ O ₃	13984-57-1	158.195			221.5	0.989 ²⁵	1.4277 ²⁰	
5187	Ethyl 3-oxopentanoate		C ₇ H ₁₂ O ₃	4949-44-4	144.168			191	1.0120 ²⁰	1.4230 ²⁰	vs bz, eth, EtOH



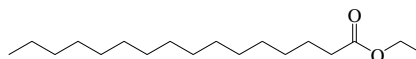
No.	Name	Synonym	Mol. Form.	CAS RN	Mol. Wt.	Physical Form	mp/°C	bp/°C	den/ g cm ⁻³	n _D	Solubility
5188	Ethyl 2-oxo-2-phenylacetate	Ethyl phenylglyoxylate	C ₁₀ H ₁₀ O ₃	1603-79-8	178.184			256.5	1.1222 ²⁵	1.5190 ²⁵	
5189	Ethyl 2-oxopropanoate	Ethyl pyruvate	C ₅ H ₈ O ₃	617-35-6	116.116	liq	-50	155	1.0596 ¹⁵	1.4052 ²⁰	sl H ₂ O; s ace; msc EtOH, eth
5190	Ethyl palmitate		C ₁₈ H ₃₆ O ₂	628-97-7	284.478	nd	24	191 ¹⁰	0.8577 ²⁵	1.4347 ³⁴	i H ₂ O; s EtOH, eth, ace, bz, chl
5191	3-Ethylpentane		C ₇ H ₁₆	617-78-7	100.202	liq	-118.55	93.5	0.6982 ²⁰	1.3934 ²⁰	i H ₂ O; s EtOH, eth; msc ace, bz, hp, chl
5192	3-Ethyl-2,4-pentanedione		C ₇ H ₁₂ O ₂	1540-34-7	128.169			178.5	0.9531 ¹⁹	1.4408 ¹⁹	vs eth, EtOH, chl
5193	Ethyl pentanoate	Ethyl valerate	C ₇ H ₁₄ O ₂	539-82-2	130.185	liq	-91.2	146.1	0.8770 ²⁰	1.4120 ²⁰	i H ₂ O; msc EtOH, eth; sl ctc
5194	3-Ethyl-3-pentanol		C ₇ H ₁₆ O	597-49-9	116.201	liq	-12.5	142	0.8407 ²²	1.4294 ²⁰	sl H ₂ O; s EtOH, eth
5195	2-Ethyl-1-pentene		C ₇ H ₁₄	3404-71-5	98.186			94	0.7079 ²⁰	1.405 ²⁰	vs bz, eth, EtOH
5196	3-Ethyl-1-pentene		C ₇ H ₁₄	4038-04-4	98.186	liq	-127.5	84.1	0.6917 ²⁵	1.3982 ²⁰	
5197	3-Ethyl-2-pentene		C ₇ H ₁₄	816-79-5	98.186			96	0.7204 ²⁰	1.4148 ²⁰	i H ₂ O; s EtOH, eth, bz, chl
5198	Ethyl pentyl ether		C ₇ H ₁₆ O	17952-11-3	116.201			117.6	0.7622 ²⁰	1.3927 ²⁰	vs eth, EtOH
5199	Ethyl 2-pentynoate		C ₇ H ₁₀ O ₂	55314-57-3	126.153			67 ¹⁸	0.962 ²⁵		
5200	2-Ethylphenol		C ₈ H ₁₀ O	90-00-6	122.164		18	204.5	1.0146 ²⁵	1.5367 ²⁰	vs ace, bz, eth, EtOH
5201	3-Ethylphenol		C ₈ H ₁₀ O	620-17-7	122.164	liq	-4	218.4	1.0283 ²⁰		sl H ₂ O, chl; vs EtOH, eth
5202	4-Ethylphenol		C ₈ H ₁₀ O	123-07-9	122.164	nd	45.0	217.9		1.5239 ²⁵	sl H ₂ O, chl; vs EtOH, eth, bz; s ace
5203	Ethyl phenoxyacetate		C ₁₀ H ₁₂ O ₃	2555-49-9	180.200			247; 110 ³	1.0958 ³⁰	1.5080 ²⁰	
5204	<i>N</i> -Ethyl- <i>N</i> -phenylacetamide		C ₁₀ H ₁₃ NO	529-65-7	163.216		55	260	0.9938 ³⁰		s H ₂ O, eth, ctc
5205	Ethyl phenylacetate	Benzeneacetic acid, ethyl ester	C ₁₀ H ₁₂ O ₂	101-97-3	164.201	liq	-29.4	227	1.0333 ²⁰	1.4980 ²⁰	vs eth, EtOH
5206	2-(Ethylphenylamino)ethanol		C ₁₀ H ₁₅ NO	92-50-2	165.232						s chl
5207	Ethyl phenylcarbamate	Phenylurethane	C ₉ H ₁₁ NO ₂	101-99-5	165.189	wh nd (w) pl (dil al)	53	dec 237	1.1064 ³⁰	1.5376 ³⁰	i H ₂ O; vs EtOH, eth; s bz; sl ctc
5208	Ethyl <i>N</i> -phenylformimidate		C ₉ H ₁₁ NO	6780-49-0	149.189			214; 87 ¹⁰	1.0051 ²⁰	1.5279 ²⁰	s eth, bz
5209	Ethyl <i>N</i> -phenylglycinate		C ₁₀ H ₁₃ NO ₂	2216-92-4	179.216	lf (dil al)	58	273.5			vs eth, EtOH
5210	1-(4-Ethylphenyl)-2-phenylethane		C ₁₆ H ₁₈	7439-15-8	210.314	cry		294	1.028 ⁵⁰		
5211	Ethyl 3-phenylpropanoate		C ₁₁ H ₁₄ O ₂	2021-28-5	178.228			247.2	1.0147 ²⁰	1.4954 ²⁰	vs eth, EtOH
5212	Ethyl 3-phenylpropynoate	Ethyl phenylacetylenecarboxylate	C ₁₁ H ₁₀ O ₂	2216-94-6	174.196			265; 128 ^{1,6}	1.055 ²⁵	1.5520 ²⁰	s eth
5213	Ethyl phenyl sulfone		C ₈ H ₁₀ O ₂ S	599-70-2	170.229	lf (dil al)	42	160 ¹²	1.1410 ²⁰		vs bz, eth, EtOH, chl
5214	Ethylphosphonic acid		C ₂ H ₅ O ₃ P	6779-09-5	110.049	hyg pl or nd	61.5	335 ⁸			vs H ₂ O, eth, EtOH
5215	Ethyl phosphorodichloridate	Ethylphosphoric acid dichloride	C ₂ H ₅ Cl ₂ O ₂ P	1498-51-7	162.940			62 ¹⁰		1.4338 ²⁰	
5216	5-Ethyl-2-picoline		C ₈ H ₁₁ N	104-90-5	121.180			178.3	0.9202 ²⁰	1.4971 ²⁰	sl H ₂ O; s EtOH, eth, bz; vs ace
5217	Ethyl 1-piperazinecarboxylate	1-Carboxypiperazine	C ₇ H ₁₄ N ₂ O ₂	120-43-4	158.198			237		1.4760 ²⁵	vs H ₂ O, eth, EtOH
5218	1-Ethylpiperidine		C ₇ H ₁₅ N	766-09-6	113.201			130.8	0.8237 ²⁰	1.4480 ²⁰	
5219	Ethyl 4-piperidinecarboxylate		C ₈ H ₁₅ NO ₂	1126-09-6	157.211	col oil		100 ¹⁰		1.4591 ²⁰	vs H ₂ O, bz, eth, EtOH
5220	Ethyl 1-piperidinepropanoate		C ₁₀ H ₁₉ NO ₂	19653-33-9	185.264			217; 139 ⁵⁰	0.9627 ²⁵	1.4525 ²⁵	vs H ₂ O
5221	1-Ethyl-3-piperidinol		C ₇ H ₁₅ NO	13444-24-1	129.200			94 ¹⁵		1.4777 ¹⁴	
5222	<i>N</i> -Ethyl-1-propanamine		C ₆ H ₁₃ N	20193-20-8	87.164			81	0.7204 ¹⁷	1.3858 ²⁵	sl H ₂ O; vs ace, EtOH
5223	Ethylpropanedioic acid		C ₆ H ₈ O ₄	601-75-2	132.116	pr (w+1)	114	180 ^{0,15}			vs H ₂ O; s EtOH, eth, bz; i ace; sl tfa
5224	Ethyl propanoate	Ethyl propionate	C ₅ H ₁₀ O ₂	105-37-3	102.132	liq	-73.9	99.1	0.8843 ²⁵	1.3839 ²⁰	sl H ₂ O, ctc; msc EtOH, eth; s ace
5225	Ethyl propyl ether		C ₅ H ₁₂ O	628-32-0	88.148	liq	-127.5	63.21	0.7386 ²⁰	1.3695 ²⁰	vs eth, EtOH, HOAc
5226	2-(1-Ethylpropyl)pyridine		C ₁₀ H ₁₅ N	7399-50-0	149.233			195.4	0.8981 ²⁰	1.4850 ²⁵	
5227	4-(1-Ethylpropyl)pyridine		C ₁₀ H ₁₅ N	35182-51-5	149.233		125.5	217; 80 ¹²	0.9085 ²⁵	1.40905 ²⁵	
5228	Ethyl propyl sulfide		C ₅ H ₁₂ S	4110-50-3	104.214	liq	-117	118.6	0.8370 ²⁰	1.4462 ²⁰	s EtOH
5229	Ethyl 2-propynoate	(Ethoxycarbonyl)acetylene	C ₅ H ₆ O ₂	623-47-2	98.101			120	0.9645 ¹⁶	1.4105 ²⁰	i H ₂ O; vs EtOH, eth, chl
5230	2-Ethylpyrazine		C ₆ H ₈ N ₂	13925-00-3	108.141			112 ²⁰⁰			
5231	2-Ethylpyridine		C ₇ H ₉ N	100-71-0	107.153	liq	-63.1	148.6	0.9502 ²⁵	1.4964 ²⁰	s H ₂ O; msc EtOH; vs eth, ace; sl ctc



Ethyl 2-oxo-2-phenylacetate



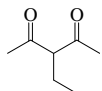
Ethyl 2-oxopropanoate



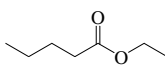
Ethyl palmitate



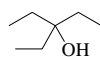
3-Ethylpentane



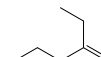
3-Ethyl-2,4-pentanedione



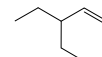
Ethyl pentanoate



3-Ethyl-3-pentanol



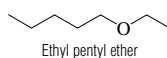
2-Ethyl-1-pentene



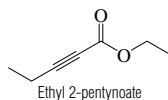
3-Ethyl-1-pentene



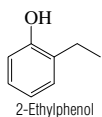
3-Ethyl-2-pentene



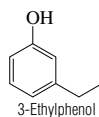
Ethyl pentyl ether



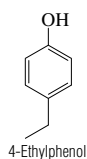
Ethyl 2-pentynoate



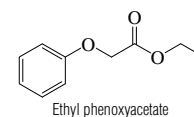
2-Ethylphenol



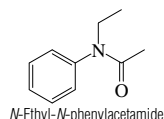
3-Ethylphenol



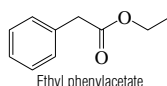
4-Ethylphenol



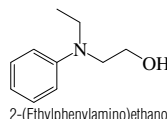
Ethyl phenoxyacetate



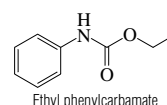
N-Ethyl-N-phenylacetamide



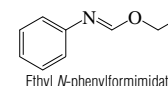
Ethyl phenylacetate



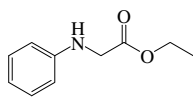
2-(Ethylphenylamino)ethanol



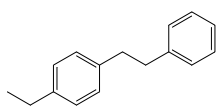
Ethyl phenylcarbamate



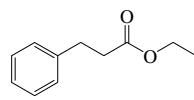
Ethyl N-phenylformimidate



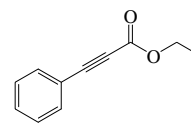
Ethyl N-phenylglycinate



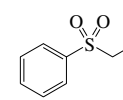
1-(4-Ethylphenyl)-2-phenylethane



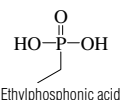
Ethyl 3-phenylpropanoate



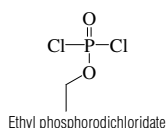
Ethyl 3-phenylpropynoate



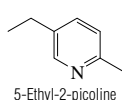
Ethyl phenyl sulfone



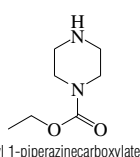
Ethylphosphonic acid



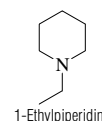
Ethyl phosphorodichloridate



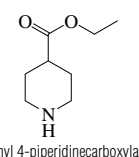
5-Ethyl-2-picoline



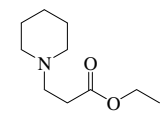
Ethyl 1-piperazinecarboxylate



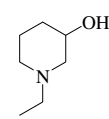
1-Ethylpiperidine



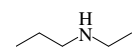
Ethyl 4-piperidinecarboxylate



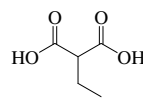
Ethyl 1-piperidinepropanoate



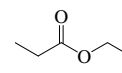
1-Ethyl-3-piperidinol



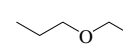
N-Ethyl-1-propanamine



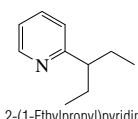
Ethylpropanedioic acid



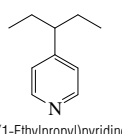
Ethyl propanoate



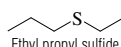
Ethyl propyl ether



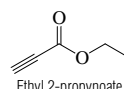
2-(1-Ethylpropyl)pyridine



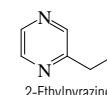
4-(1-Ethylpropyl)pyridine



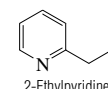
Ethyl propyl sulfide



Ethyl 2-propynoate

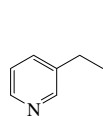


2-Ethylpyrazine

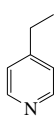


2-Ethylpyridine

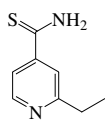
No.	Name	Synonym	Mol. Form.	CAS RN	Mol. Wt.	Physical Form	mp/°C	bp/°C	den/ g cm ⁻³	n _D	Solubility
5232	3-Ethylpyridine		C ₇ H ₉ N	536-78-7	107.153	liq	-76.9	165	0.9539 ²⁵	1.5021 ²⁰	s H ₂ O, EtOH, eth; vs ace; sl ctc
5233	4-Ethylpyridine		C ₇ H ₉ N	536-75-4	107.153	liq	-90.5	168.3	0.9417 ²⁰	1.5009 ²⁰	s H ₂ O, EtOH, eth; vs ace; sl ctc
5234	2-Ethyl-4-pyridinecarbothioamide	Ethionamide	C ₈ H ₁₀ N ₂ S	536-33-4	166.243		163				
5235	Ethyl 2-pyridinecarboxylate	Ethyl 2-picolinate	C ₈ H ₉ NO ₂	2524-52-9	151.163	ye cry in air	1	243	1.1194 ²⁰	1.5104 ²⁰	vs H ₂ O, eth, EtOH
5236	Ethyl 3-pyridinecarboxylate	Ethyl nicotinate	C ₈ H ₉ NO ₂	614-18-6	151.163		8.5	224	1.1070 ²⁰	1.5024 ²⁰	vs H ₂ O, EtOH, eth, bz; sl ctc
5237	Ethyl 4-pyridinecarboxylate		C ₈ H ₉ NO ₂	1570-45-2	151.163		23	219.5	1.0091 ¹⁵	1.5017 ²⁰	sl H ₂ O; s EtOH, bz; vs eth, chl
5238	<i>N</i> -Ethylpyridinium bromide		C ₇ H ₁₀ BrN	1906-79-2	188.065	cry (al)	111.5				s H ₂ O, EtOH; i eth
5239	1-Ethyl-1 <i>H</i> -pyrrole		C ₆ H ₉ N	617-92-5	95.142			129.5	0.9009 ²⁰	1.4841 ²⁰	vs EtOH
5240	1-Ethyl-1 <i>H</i> -pyrrole-2,5-dione	<i>N</i> -Ethylmaleimide	C ₆ H ₉ NO ₂	128-53-0	125.126	cry (bz)	45.5				sl H ₂ O; vs EtOH, eth; s chl
5241	1-Ethyl-2-pyrrolidinemethanamine		C ₇ H ₁₆ N ₂	26116-12-1	128.215			59 ¹⁶ , 40 ¹⁰	0.887 ²⁵	1.4665 ²⁰	
5242	Ethyl Red	2-(4-Diethylaminophenylazo) benzoic acid	C ₁₇ H ₁₉ N ₃ O ₂	76058-33-8	297.352		135				
5243	Ethyl salicylate		C ₉ H ₁₀ O ₃	118-61-6	166.173		45	150 ¹⁰	1.1326 ²⁰	1.5296 ²⁰	i H ₂ O; msc EtOH; vs eth; s ctc
5244	Ethyl silicate		C ₈ H ₂₀ O ₄ Si	78-10-4	208.329	liq	-82.5	168.8	0.9320 ²⁰	1.3928 ²⁰	dec H ₂ O
5245	Ethyl stearate	Ethyl octadecanoate	C ₂₀ H ₄₀ O ₂	111-61-5	312.531		33	199 ¹⁰	1.057 ²⁰	1.4349 ⁴⁰	i H ₂ O; s EtOH, eth, chl; vs ace
5246	2-Ethylstyrene		C ₁₀ H ₁₂	7564-63-8	132.202	liq	-75.5	187.3; 68 ¹²	0.9017 ²⁵	1.5380 ²⁰	
5247	3-Ethylstyrene		C ₁₀ H ₁₂	7525-62-4	132.202	liq	-101	190.0	0.8945 ²⁰	1.5351 ²⁰	
5248	4-Ethylstyrene		C ₁₀ H ₁₂	3454-07-7	132.202	liq	-49.7	192.3; 86 ²⁰	0.8884 ²⁵	1.5376 ²⁰	
5249	Ethyl sulfate		C ₂ H ₅ O ₄ S	540-82-9	126.132			dec 280	1.3657 ²⁰	1.4105 ²⁰	vs H ₂ O
5250	2-(Ethylsulfonyl)ethanol	Ethylsulfonylethyl alcohol	C ₄ H ₁₀ O ₃ S	513-12-2	138.185						sl chl
5251	2-Ethyl-5-(3-sulfophenyl)isoxazolium hydroxide, inner salt	Woodward's Reagent K	C ₁₁ H ₁₁ NO ₄ S	4156-16-5	253.275		dec 207				
5252	Ethyl tartrate	Ethyl tartrate, acid	C ₈ H ₁₀ O ₆	608-89-9	178.139		90				vs H ₂ O, EtOH
5253	2-Ethyltetrahydrofuran		C ₆ H ₁₂ O	1003-30-1	100.158			109	0.8570 ¹⁹	1.4147 ¹⁹	vs ace, bz, eth, EtOH
5254	5-Ethyl-1,3,4-thiadiazol-2-amine		C ₄ H ₆ N ₃ S	14068-53-2	129.184		200.8				
5255	<i>S</i> -Ethyl thioacetate		C ₄ H ₈ OS	625-60-5	104.171			116.4	0.9792 ²⁰	1.4583 ²¹	i H ₂ O; vs EtOH, eth
5256	(Ethylthio)acetic acid		C ₄ H ₈ O ₂ S	627-04-3	120.171		-8.5	164 ⁸³ , 109 ⁵	1.1497 ²⁰		vs H ₂ O, EtOH, eth
5257	(Ethylthio)benzene	Thiophenetole	C ₈ H ₁₀ S	622-38-8	138.230			205	1.0211 ²⁰	1.5670 ²⁰	s EtOH
5258	Ethyl thiocyanate		C ₃ H ₅ NS	542-90-5	87.144	liq	-85.5	146	1.007 ²³	1.4684 ¹⁵	i H ₂ O; msc EtOH, eth; s chl
5259	2-(Ethylthio)ethanol		C ₄ H ₁₀ OS	110-77-0	106.186	liq	-100	184	1.0166 ²⁰	1.4867 ²⁰	sl H ₂ O; s EtOH; vs ace
5260	1-(Ethylthio)-4-methylbenzene		C ₉ H ₁₂ S	622-63-9	152.256			220	0.9996 ²⁰	1.555 ²⁰	
5261	2-Ethylthiophene		C ₆ H ₈ S	872-55-9	112.193			134	0.9930 ²⁰	1.5122 ²⁰	i H ₂ O; vs EtOH, eth
5262	Ethyl thiophene-2-carboxylate		C ₇ H ₈ O ₂ S	2810-04-0	156.203			218	1.1623 ¹⁶	1.5248 ²⁰	s EtOH, ace; sl ctc
5263	3-Ethyl-2-thioxo-4-thiazolidinone	3-Ethylrhodanine	C ₈ H ₉ NOS ₂	7648-01-3	161.246		35.5				
5264	2-Ethyltoluene		C ₉ H ₁₂	611-14-3	120.191	liq	-79.83	165.2	0.8807 ²⁰	1.5046 ²⁰	i H ₂ O; msc EtOH, eth, ace, bz, peth, ctc
5265	3-Ethyltoluene		C ₉ H ₁₂	620-14-4	120.191	liq	-95.6	161.3	0.8645 ²⁰	1.4966 ²⁰	i H ₂ O; vs EtOH, eth; msc ace, bz
5266	4-Ethyltoluene		C ₉ H ₁₂	622-96-8	120.191	liq	-62.35	162	0.8614 ²⁰	1.4959 ²⁰	i H ₂ O; vs EtOH, eth; msc ace, bz
5267	Ethyl <i>p</i> -toluenesulfonate		C ₉ H ₁₂ O ₃ S	80-40-0	200.254		34.5	173 ¹⁵	1.166 ⁴⁸		i H ₂ O; s EtOH, eth, AcOEt; sl ctc
5268	Ethyl trichloroacetate		C ₄ H ₅ Cl ₃ O ₂	515-84-4	191.441			167.5	1.3836 ²⁰	1.4505 ²⁰	i H ₂ O; s EtOH, eth, bz; sl chl
5269	Ethyl trifluoroacetate		C ₄ H ₅ F ₃ O ₂	383-63-1	142.077			61	1.194 ²⁰	1.308 ²⁰	
5270	Ethyl 4,4,4-trifluoroacetate		C ₆ H ₇ F ₃ O ₃	372-31-6	184.113	liq	-39.1	132	1.2586 ¹⁵	1.3783 ¹⁵	s EtOH, eth
5271	Ethyl trifluoromethanesulfonate		C ₃ H ₅ F ₃ O ₃ S	425-75-2	178.130			115	1.3740 ⁹		s eth
5272	Ethyl 3,4,5-trihydroxybenzoate		C ₉ H ₁₀ O ₅	831-61-8	198.172	mcl pr (w+2 1/2) nd (chl)	163.0				sl H ₂ O, chl; s EtOH, eth, AcOEt



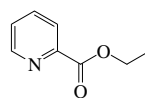
3-Ethylpyridine



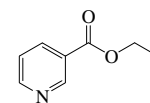
4-Ethylpyridine



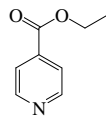
2-Ethyl-4-pyridinecarbothioamide



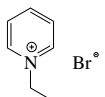
Ethyl 2-pyridinecarboxylate



Ethyl 3-pyridinecarboxylate



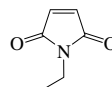
Ethyl 4-pyridinecarboxylate



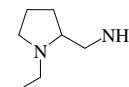
N-Ethylpyridinium bromide



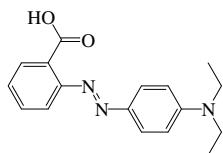
1-Ethyl-1H-pyrrole



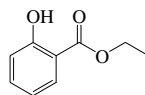
1-Ethyl-1H-pyrrole-2,5-dione



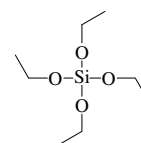
1-Ethyl-2-pyrrolidinemethanamine



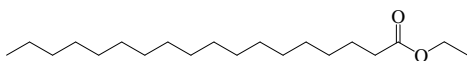
Ethyl Red



Ethyl salicylate



Ethyl silicate



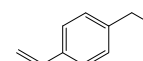
Ethyl stearate



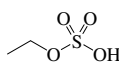
2-Ethylstyrene



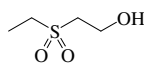
3-Ethylstyrene



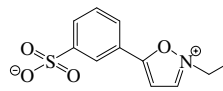
4-Ethylstyrene



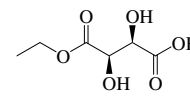
Ethyl sulfate



2-(Ethylsulfonyl)ethanol



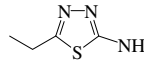
2-Ethyl-5-(3-sulfonylphenyl)isoxazolium hydroxide, inner salt



Ethyl tartrate



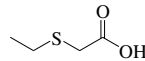
2-Ethyltetrahydrofuran



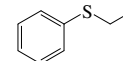
5-Ethyl-1,3,4-thiadiazol-2-amine



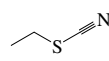
S-Ethyl thioacetate



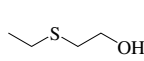
(Ethylthio)acetic acid



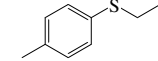
(Ethylthio)benzene



Ethyl thiocyanate



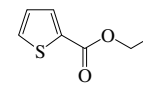
2-(Ethylthio)ethanol



1-(Ethylthio)-4-methylbenzene



2-Ethylthiophene



Ethyl thiophene-2-carboxylate



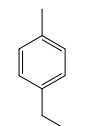
3-Ethyl-2-thioxo-4-thiazolidinone



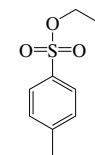
2-Ethyltoluene



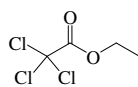
3-Ethyltoluene



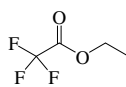
4-Ethyltoluene



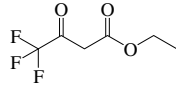
Ethyl p-toluenesulfonate



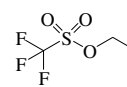
Ethyl trichloroacetate



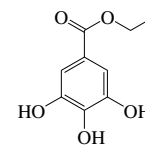
Ethyl trifluoroacetate



Ethyl 4,4,4-trifluoroacetoacetate

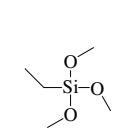


Ethyl trifluoromethanesulfonate

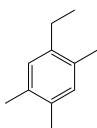


Ethyl 3,4,5-trihydroxybenzoate

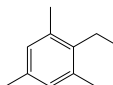
No.	Name	Synonym	Mol. Form.	CAS RN	Mol. Wt.	Physical Form	mp/°C	bp/°C	den/ g cm ⁻³	n _D	Solubility
5273	Ethyltrimethoxysilane		C ₈ H ₁₄ O ₃ Si	5314-55-6	150.249			124.3	0.9488 ²⁰	1.3838 ²⁰	vs EtOH
5274	1-Ethyl-2,4,5-trimethylbenzene		C ₁₁ H ₁₆	17851-27-3	148.245	liq	-13.5	213	0.883 ²⁰	1.5075 ²⁰	vs ace, bz, eth, EtOH
5275	2-Ethyl-1,3,5-trimethylbenzene		C ₁₁ H ₁₆	3982-67-0	148.245	liq	-15.5	212.4	0.883 ²⁰	1.5074 ²⁰	vs ace, bz, eth, EtOH
5276	Ethyltrimethyllead	Ethyltrimethylplumbane	C ₅ H ₁₄ Pb	1762-26-1	281.4	col liq		27 ^{10.5}	1.88 ²⁰		
5277	3-Ethyl-2,4,5-trimethylpyrrole		C ₉ H ₁₅ N	520-69-4	137.222	lf (eth)	66.5	214; 110 ³⁵			
5278	4-Ethyl-2,6,7-trioxa-1-phosphabicyclo[2.2.2]octane	Trimethylolpropane phosphite	C ₆ H ₁₁ O ₃ P	824-11-3	162.123		53.7				s chl
5279	Ethyl undecanoate	Ethyl undecylate	C ₁₃ H ₂₆ O ₂	627-90-7	214.344		-15	131 ¹⁴	0.8633 ²⁰	1.4285 ²⁰	i H ₂ O; s EtOH, eth, ace, bz
5280	Ethyl 10-undecenoate		C ₁₃ H ₂₄ O ₂	692-86-4	212.329	liq	-38	264.5	0.8827 ¹⁵	1.4449 ²⁵	i H ₂ O; s EtOH, eth, HOAc; sl ctc
5281	<i>N</i> -Ethylurea		C ₃ H ₈ N ₂ O	625-52-5	88.108	nd (bz, al-eth)	92.5	dec	1.2130 ¹⁸		vs H ₂ O, EtOH, bz; s eth; i CS ₂
5282	Ethyl vinyl ether		C ₄ H ₈ O	109-92-2	72.106	liq	-115.8	35.5	0.7589 ²⁰	1.3767 ²⁰	sl H ₂ O, ctc; s EtOH; msc eth
5283	Ethyl Violet		C ₂₃ H ₂₆ ClN ₃	2390-59-2	492.138	gray-viol cry					s H ₂ O, EtOH
5284	α -Ethynylbenzenemethanol	1-Phenylpropargyl alcohol	C ₉ H ₈ O	4187-87-5	132.159	pr	22	114 ¹²	1.0655 ²⁰	1.5508 ²⁰	
5285	α -Ethynylbenzenemethanol carbamate	Carfimate	C ₁₀ H ₉ NO ₂	3567-38-2	175.184	cry (al)	86.5				
5286	1-Ethynylcyclohexanamine		C ₈ H ₁₃ N	30389-18-5	123.196			65 ²⁰	0.913 ²⁵	1.4817 ²⁰	
5287	1-Ethynylcyclohexanol		C ₈ H ₁₂ O	78-27-3	124.180	cry (peth)	31.5	174	0.9873 ²⁰	1.4822 ²⁰	i H ₂ O; s EtOH, bz, peth; sl chl
5288	1-Ethynylcyclohexanol, carbamate	Ethinamate	C ₉ H ₁₃ NO ₂	126-52-3	167.205	nd	97	120 ³		1.4441 ²¹	sl H ₂ O; vs EtOH; s hx
5289	1-Ethynylcyclopentanol		C ₇ H ₁₀ O	17356-19-3	110.153		27	157.5	0.962 ²⁵	1.4751 ²⁰	
5290	α -Ethynyl- α -methylbenzenemethanol		C ₁₀ H ₁₀ O	127-66-2	146.185		52.3	217.5; 102 ¹²	1.0314 ²⁰		
5291	Ethynylsilane	Silylacetylene	C ₂ H ₄ Si	1066-27-9	56.139	col gas		-22.5			
5292	Etioporphyrin		C ₃₂ H ₃₈ N ₄	448-71-5	478.671		362				
5293	Etofylline		C ₉ H ₁₂ N ₄ O ₃	519-37-9	224.216		158				vs H ₂ O; s EtOH; sl eth, bz
5294	Eto glucid	Oxirane, 2,2'-(2,5,8,11-tetraoxadodecane-1,12-diyl) bis-	C ₁₂ H ₂₂ O ₆	1954-28-5	262.299	col liq	-13	196 ²	1.1312 ²⁰	1.4622 ²⁰	
5295	Etoposide		C ₂₉ H ₃₂ O ₁₃	33419-42-0	588.556	cry (MeOH)	≈243				s MeOH
5296	Etrifos		C ₁₀ H ₁₇ N ₂ O ₄ PS	38260-54-7	292.291		-1.7		1.195 ²⁰		
5297	Eucalyptol	Cineole	C ₁₀ H ₁₈ O	470-82-6	154.249		0.8	176.4	0.9267 ²⁰	1.4586 ²⁰	i H ₂ O; s EtOH, eth, chl; sl ctc
5298	Euparin	1-[6-Hydroxy-2-(1-methylvinyl)-5-benzofuranyl]ethanone	C ₁₃ H ₁₂ O ₃	532-48-9	216.232		121.5				s eth, bz, chl; sl NaOH
5299	Evan's Blue		C ₃₄ H ₂₄ N ₆ Na ₄ O ₁₄ S ₄	314-13-6	960.806						s H ₂ O, EtOH, acid
5300	Evodiamine		C ₁₉ H ₁₇ N ₃ O	518-17-2	303.357	ye lf (al)	28				
5301	Famotidine		C ₈ H ₁₅ N ₇ O ₂ S ₃	76824-35-6	337.446	cry	163				i EtOH, chl; vs DMF; s HOAc; sl MeOH
5302	Famphur		C ₁₀ H ₁₆ NO ₃ PS ₂	52-85-7	325.342		53				
5303	α -Farnesene		C ₁₅ H ₂₄	502-61-4	204.352			130 ¹²	0.8410 ²⁰	1.4836 ²⁰	i H ₂ O; s eth, ace; msc peth, lig
5304	β -Farnesene		C ₁₅ H ₂₄	18794-84-8	204.352			121 ⁹	0.8363 ²⁰	1.4899 ²⁰	vs ace, eth, chl
5305	Farnesic acid		C ₁₅ H ₂₄ O ₂	7548-13-2	236.351	oil		204 ¹⁶			
5306	2- <i>cis</i> ,6- <i>trans</i> -Farnesol		C ₁₅ H ₂₆ O	3790-71-4	222.366	oil		156 ¹² , 120 ^{9,3}	0.8908 ²⁰	1.4877 ²⁰	vs ace, eth, EtOH
5307	2- <i>trans</i> ,6- <i>trans</i> -Farnesol		C ₁₅ H ₂₆ O	106-28-5	222.366	oil		160 ¹⁰ , 137 ³	0.888 ²⁰	1.4877 ²⁰	i H ₂ O; vs EtOH; s eth, ace
5308	Farnesol acetate		C ₁₇ H ₂₈ O ₂	29548-30-9	264.403			168 ¹⁰			
5309	Fenadiazole	2-(1,2,4-Oxadiazol-2-yl)phenol	C ₈ H ₆ N ₂ O ₄	1008-65-7	194.145	cry	112	180 ^{0.1}			
5310	Fenamiphos		C ₁₃ H ₂₂ NO ₃ PS	22224-92-6	303.358		49		1.15 ²⁰		
5311	Fenarimol		C ₁₇ H ₁₂ Cl ₂ N ₂ O	60168-88-9	331.195		118				
5312	Fenbuconazole		C ₂₀ H ₁₉ ClN ₄	114369-43-6	350.845		125				
5313	Fenbutatin oxide	Distannoxane, hexakis(2-methyl-2-phenylpropyl)-	C ₆₀ H ₇₈ O ₆ Sn ₂	13356-08-6	1052.680		138				
5314	α -Fenchol, (\pm)	1,3,3-Trimethylbicyclo[2.2.1]heptan-2-ol, <i>endo</i> -(\pm)	C ₁₀ H ₁₈ O	36386-49-9	154.249		39	199.5	0.9420 ⁴⁰		vs eth, EtOH
5315	(\pm)-Fenchone		C ₁₀ H ₁₆ O	18492-37-0	152.233	oily liq	6.1	193.5	0.9492 ¹⁵	1.4702 ²⁰	i H ₂ O; vs EtOH; s eth, ace
5316	Fenfluramine		C ₁₂ H ₁₆ F ₃ N	458-24-2	231.257	cry (AcOEt)		110 ¹²			
5317	Fenitrothion		C ₉ H ₁₂ NO ₃ PS	122-14-5	277.234			118 ^{0.05} , 164 ¹	1.3227 ²⁵		
5318	Fenoxprop-ethyl		C ₁₈ H ₁₆ ClNO ₅	82110-72-3	361.777		85	200 ^{0.001}			sl H ₂ O, hx; s eth; vs ace, tol



Ethyltrimethoxysilane



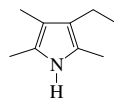
1-Ethyl-2,4,5-trimethylbenzene



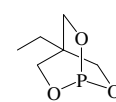
2-Ethyl-1,3,5-trimethylbenzene



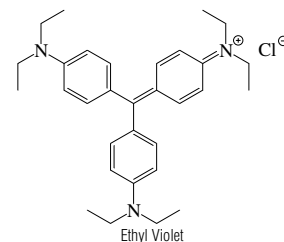
Ethyltrimethyllead



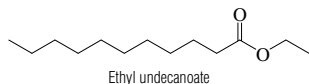
3-Ethyl-2,4,5-trimethylpyrrole



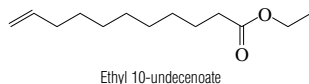
4-Ethyl-2,6,7-trioxa-1-phosphabicyclo[2.2.2]octane



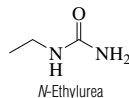
Ethyl Violet



Ethyl undecanoate



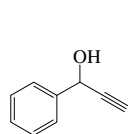
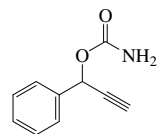
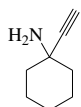
Ethyl 10-undecenoate



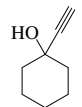
N-Ethylurea



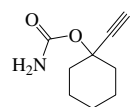
Ethyl vinyl ether

 α -Ethynylbenzenemethanol α -Ethynylbenzenemethanol carbamate

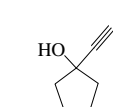
1-Ethynylcyclohexanamine



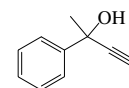
1-Ethynylcyclohexanol



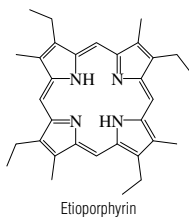
1-Ethynylcyclohexanol, carbamate



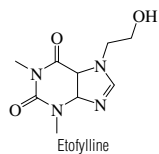
1-Ethynylcyclopentanol

 α -Ethynyl- α -methylbenzenemethanol

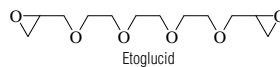
Ethynylsilane



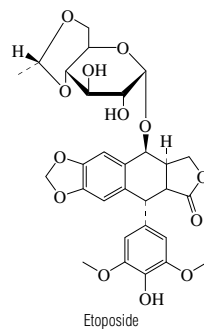
Etioporphyrin



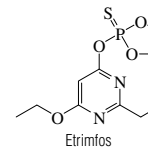
Etoflyline



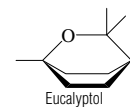
Eto glucid



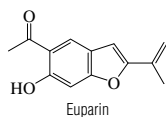
Etoposide



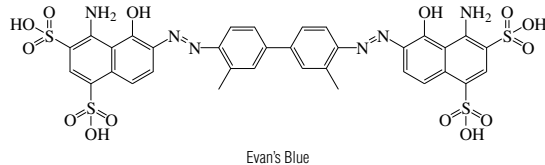
Etrifos



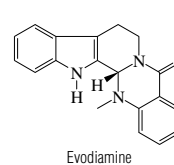
Eucalyptol



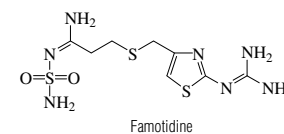
Euparin



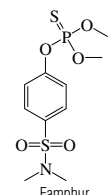
Evan's Blue



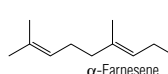
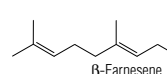
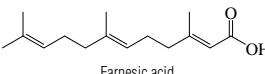
Evodiamine



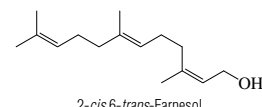
Famotidine



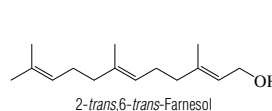
Famphur

 α -Farnesene β -Farnesene

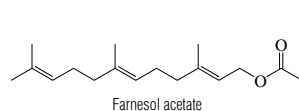
Farnesic acid



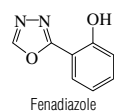
2-cis,6-trans-Farnesol



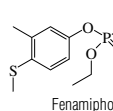
2-trans,6-trans-Farnesol



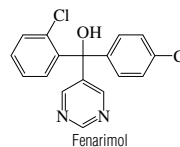
Farnesol acetate



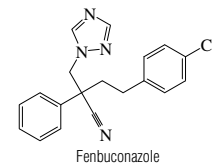
Fenadiazole



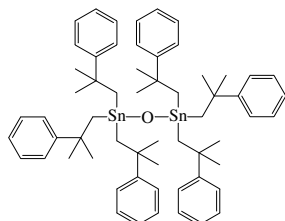
Fenamiphos



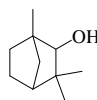
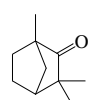
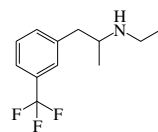
Fenarimol



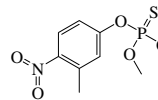
Fenbuconazole



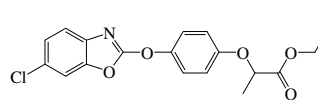
Fenbutatin oxide

 α -Fenchol, (\pm)(\pm)-Fenchone

Fenfluramine

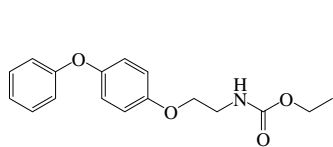


Fenitrothion

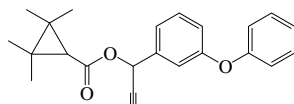


Fenoxaprop-ethyl

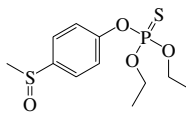
No.	Name	Synonym	Mol. Form.	CAS RN	Mol. Wt.	Physical Form	mp/°C	bp/°C	den/ g cm ⁻³	n _D	Solubility
5319	Fenoxycarb	Ethyl 2-(4-phenoxyphenoxy) ethylcarbamate	C ₁₇ H ₁₉ NO ₄	79127-80-3	301.338		53				
5320	Fenpropathrin		C ₂₂ H ₂₃ NO ₃	64257-84-7	349.423		47		1.15 ²⁵		
5321	Fensulfothion		C ₁₁ H ₁₇ O ₄ PS ₂	115-90-2	308.354			140 ^{0.01}	1.202 ²⁰		
5322	Fentanyl		C ₂₂ H ₂₈ N ₂ O	437-38-7	336.469		87.5				
5323	Fenthion		C ₁₀ H ₁₅ O ₃ PS ₂	55-38-9	278.328		7.5	87 ^{0.01}	1.246 ²⁰		
5324	Fenvalerate		C ₂₅ H ₂₂ ClNO ₃	51630-58-1	419.901			dec	1.15 ²⁵		
5325	Ferbam	Iron, tris(dimethylcarbamodithioato-S,S)-, (OC-6-11)-	C ₉ H ₁₈ FeN ₃ S ₆	14484-64-1	416.494		180 dec				
5326	Ferrocene	Dicyclopentadienyl iron	C ₁₀ H ₁₀ Fe	102-54-5	186.031		172.5	249			i H ₂ O
5327	Ferrous gluconate		C ₁₂ H ₂₂ FeO ₁₄	299-29-6	446.140	ye-gray pow (w)					s H ₂ O; i EtOH
5328	Ferrous lactate		C ₆ H ₁₀ FeO ₆	5905-52-2	233.984	grn-wh pow (hyd)					s H ₂ O; i EtOH
5329	Fichtelite	18-Norabietane	C ₁₉ H ₃₄	2221-95-6	262.473	cry	46	236 ⁴³	0.9380 ²²	1.5052 ²⁰	
5330	Finasteride	Proscar	C ₂₃ H ₃₆ N ₂ O ₂	98319-26-7	372.544	wh cry	252				sl H ₂ O; s chl, EtOH, MeOH, DMSO
5331	Fisetin		C ₁₅ H ₁₀ O ₆	528-48-3	286.236	lt ye nd (dil al, + 1 w)	330				i H ₂ O; s EtOH, ace; sl eth, bz, peth
5332	Flavine adenine dinucleotide	FAD	C ₂₇ H ₃₃ N ₉ O ₁₅ P ₂	146-14-5	785.550	ye cry (w)					
5333	Florantyrone		C ₂₀ H ₁₄ O ₃	519-95-9	302.323	ye cry (HOAc)	208				s EtOH, MeOH
5334	Fluazipop-butyl		C ₁₉ H ₂₆ F ₃ NO ₄	79241-46-6	383.362	pale ye liq	5				
5335	Flubenzimine		C ₁₇ H ₁₀ F ₆ N ₄ S	37893-02-0	416.343	ye cry	119				sl H ₂ O
5336	Fluchloralin		C ₁₂ H ₁₂ ClF ₃ N ₃ O ₄	33245-39-5	355.697		42				
5337	Flucythrinate	Cythrín	C ₂₆ H ₂₃ F ₂ NO ₄	70124-77-5	451.463			108 ^{0.35}	1.189 ²²		
5338	Fludrocortisone		C ₂₁ H ₂₉ FO ₅	127-31-1	380.450	cry (EtOH)	261 dec				
5339	Flumethiazide	Trifluoromethylthiazide	C ₈ H ₆ F ₃ N ₃ O ₄ S ₂	148-56-1	329.277	cry	306				sl H ₂ O; i bz, tol; s MeOH, EtOH, DMF
5340	Fluocinolone acetonide		C ₂₄ H ₃₀ F ₂ O ₆	67-73-2	452.488	cry (ace/hx)	266 dec				
5341	Fluoranthene	1,2-(1,8-Naphthylene)benzene	C ₁₆ H ₁₀	206-44-0	202.250	pa ye nd or pl (al)	110.19	384	1.252 ⁰		i H ₂ O; s EtOH, eth, bz, chl, CS ₂
5342	9H-Fluorene-2-amine		C ₁₃ H ₁₁ N	153-78-6	181.233	pl or nd (dil al)	130.3				i H ₂ O; s EtOH, eth, ctc, CS ₂
5343	9H-Fluorene	2,2'-Methylenebiphenyl	C ₁₃ H ₁₀	86-73-7	166.218	lf (al)	114.77	295	1.203 ⁰		i H ₂ O; sl EtOH; s eth, ace, bz, CS ₂
5344	9H-Fluorene-9-carboxylic acid		C ₁₄ H ₁₀ O ₂	1989-33-9	210.228		226				
5345	9H-Fluorene-2,7-diamine	2,7-Diaminofluorene	C ₁₃ H ₁₂ N ₂	525-64-4	196.247	nd (w), pr (bz), pl (eth)	166				i H ₂ O; s EtOH, chl
5346	9H-Fluorene-9-methanol		C ₁₄ H ₁₂ O	24324-17-2	196.244		105.0				
5347	9H-Fluorene-9-ol		C ₁₃ H ₁₀ O	1689-64-1	182.217	hex nd (w, peth)	156.0				sl H ₂ O, peth, EtOH; s eth, ace; vs bz
5348	9H-Fluorene-9-one		C ₁₃ H ₈ O	486-25-9	180.202	ye orth bipym (al, bz-peth)	84	341.5	1.1300 ⁹⁹	1.6309 ⁹⁹	i H ₂ O; s EtOH, ace, bz; vs tol; sl ctc
5349	Fluorescein		C ₂₀ H ₁₂ O ₅	2321-07-5	332.306	red orth pr	315 dec				sl H ₂ O, EtOH, eth; vs ace; s py, MeOH
5350	Fluorescein sodium	Cl Acid Yellow 73	C ₂₀ H ₁₀ Na ₂ O ₅	518-47-8	376.270	ye pow					s H ₂ O, EtOH, glycerol, dil acid
5351	2-Fluoroacetamide	Fluoroacetic acid amide	C ₂ H ₄ FNO	640-19-7	77.057		108	sub			s H ₂ O, ace; sl chl
5352	Fluoroacetic acid	Fluoroethanoic acid	C ₂ H ₃ FO ₂	144-49-0	78.042	nd	35.2	168	1.3693 ³⁶		s H ₂ O, EtOH
5353	Fluoroacetyl chloride		C ₂ H ₂ ClFO	359-06-8	96.487	liq		72; 23 ¹⁰⁵			
5354	Fluoroacetylene	Fluoroethyne	C ₂ HF	2713-09-9	44.027	gas	-196	-105 exp			
5355	2-Fluoroaniline		C ₆ H ₆ FN	348-54-9	111.117	pa ye liq	-34.6	175; 55 ¹²	1.1513 ²¹	1.5421 ²⁰	i H ₂ O; s EtOH, eth; sl ctc
5356	3-Fluoroaniline		C ₆ H ₆ FN	372-19-0	111.117			188	1.1561 ¹⁹	1.5436 ²⁰	sl H ₂ O, chl; s EtOH, eth
5357	4-Fluoroaniline		C ₆ H ₆ FN	371-40-4	111.117	pa ye liq	-0.8	182; 85 ¹⁹	1.1725 ²⁰	1.5195 ²⁰	sl H ₂ O, ctc; s EtOH, eth
5358	2-Fluorobenzaldehyde		C ₇ H ₅ FO	446-52-6	124.112	liq	-44.5	175	1.178 ²⁵	1.5234 ²⁰	
5359	3-Fluorobenzaldehyde		C ₇ H ₅ FO	456-48-4	124.112			173	1.17 ²⁵	1.5206 ²⁰	
5360	4-Fluorobenzaldehyde		C ₇ H ₅ FO	459-57-4	124.112	liq	-10	181.5	1.1810 ¹⁹		



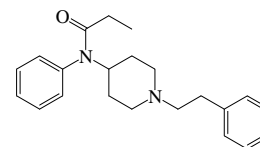
Fenoxycarb



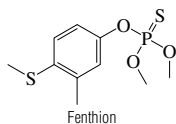
Fenpropathrin



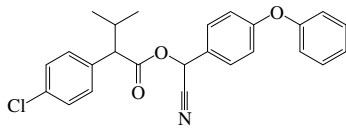
Fensulfthion



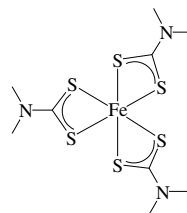
Fentanyl



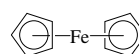
Fenthion



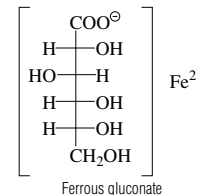
Fenvalerate



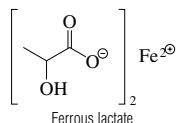
Ferbam



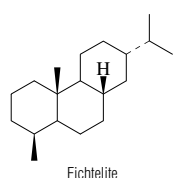
Ferrocene



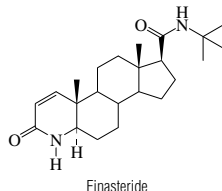
Ferrous gluconate



Ferrous lactate



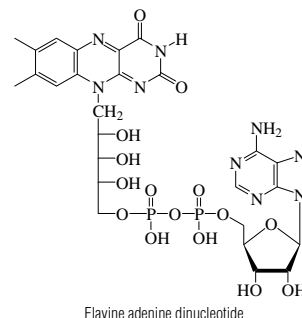
Fichtelite



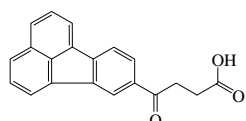
Finasteride



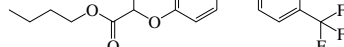
Fisetin



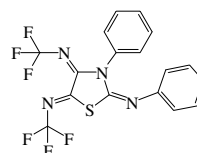
Flavine adenine dinucleotide



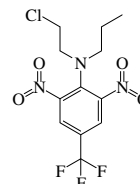
Florantyrone



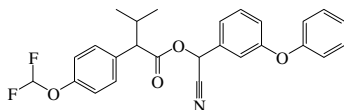
Fluazipop-butyl



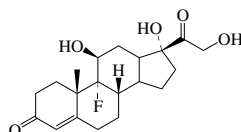
Flubenzimine



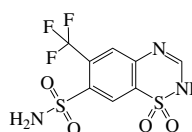
Fluchloralin



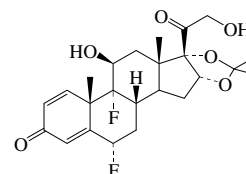
Flucythrinate



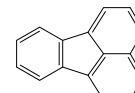
Fludrocortisone



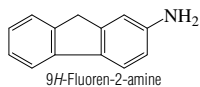
Flumethiazide



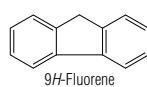
Fluocinolone acetonide



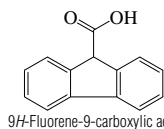
Fluoranthene



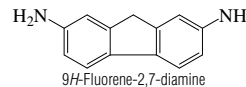
9H-Fluoren-2-amine



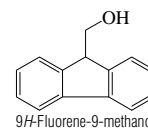
9H-Fluorene



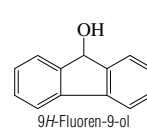
9H-Fluorene-9-carboxylic acid



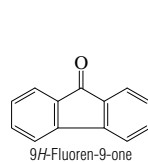
9H-Fluorene-2,7-diamine



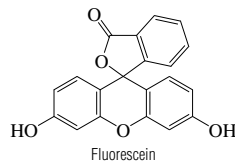
9H-Fluorene-9-methanol



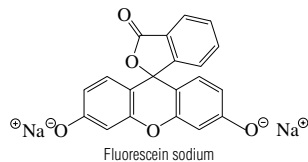
9H-Fluoren-9-ol



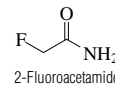
9H-Fluoren-9-one



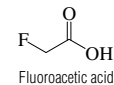
Fluorescein



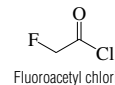
Fluorescein sodium



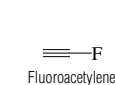
2-Fluoroacetamide



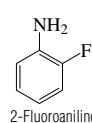
Fluoroacetic acid



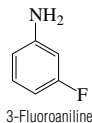
Fluoroacetyl chloride



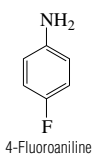
Fluoroacetylene



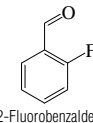
2-Fluoroaniline



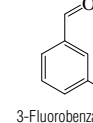
3-Fluoroaniline



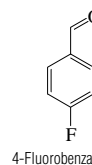
4-Fluoroaniline



2-Fluorobenzaldehyde



3-Fluorobenzaldehyde

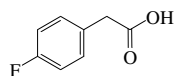


4-Fluorobenzaldehyde

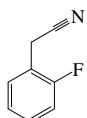
No.	Name	Synonym	Mol. Form.	CAS RN	Mol. Wt.	Physical Form	mp/°C	bp/°C	den/ g cm ⁻³	n _D	Solubility
5361	Fluorobenzene		C ₆ H ₅ F	462-06-6	96.102	liq	-42.18	84.73	1.0225 ²⁰	1.4684 ³⁰	sl H ₂ O; vs bz, eth, EtOH, liq
5362	4-Fluorobenzeneacetic acid		C ₈ H ₇ FO ₂	405-50-5	154.139	cry (chl)	86	164 ²			
5363	2-Fluorobenzeneacetonitrile		C ₈ H ₆ FN	326-62-5	135.139			232; 102 ¹⁰	1.059 ²⁵	1.5009 ²⁰	
5364	4-Fluorobenzeneacetonitrile		C ₈ H ₆ FN	459-22-3	135.139		86.0	228; 119 ¹⁸	1.1390 ²⁰	1.5002 ²⁰	
5365	4-Fluorobenzeneethanamine		C ₈ H ₉ FN	140-75-0	125.144			183		1.5139 ²⁰	
5366	4-Fluorobenzeneethanol		C ₈ H ₉ FO	459-56-3	126.128		23	210		1.5080 ²⁰	
5367	4-Fluorobenzeneisulfonyl chloride		C ₈ H ₆ ClFO ₂ S	349-88-2	194.611	pl or nd	30	106 ⁹			vs bz, eth, chl
5368	2-Fluorobenzoic acid		C ₇ H ₅ FO ₂	445-29-4	140.112	nd (a)	126.5		1.460 ²⁵		sl H ₂ O; vs EtOH, eth; i bz; s chl
5369	3-Fluorobenzoic acid		C ₇ H ₅ FO ₂	455-38-9	140.112	lf (w)	124		1.474 ²⁵		sl H ₂ O; s eth
5370	4-Fluorobenzoic acid		C ₇ H ₅ FO ₂	456-22-4	140.112	pr (w), mcl pr (w)	185		1.479 ²⁵		sl H ₂ O, ace; s EtOH, eth
5371	2-Fluorobenzonitrile		C ₇ H ₅ FN	394-47-8	121.112			93 ²²			
5372	4-Fluorobenzonitrile		C ₇ H ₅ FN	1194-02-1	121.112	nd (peth)	34.8	188.8	1.1070 ⁵⁵	1.4925 ⁵⁵	sl chl; s peth
5373	2-Fluorobenzoyl chloride		C ₇ H ₄ ClFO	393-52-2	158.557		2.0	91 ¹⁵	1.328 ²⁵	1.5365 ²⁰	
5374	3-Fluorobenzoyl chloride		C ₇ H ₄ ClFO	1711-07-5	158.557	liq	-30	189	1.304 ²⁵	1.5285 ²⁰	
5375	4-Fluorobenzoyl chloride		C ₇ H ₄ ClFO	403-43-0	158.557		9	82 ²⁰	1.342 ²⁵	1.5296 ²⁰	
5376	2-Fluoro-1,1'-biphenyl		C ₁₂ H ₉ F	321-60-8	172.197		73.5	248	1.2452 ²⁵		s EtOH, eth, chl, peth; sl liq
5377	4-Fluoro-1,1'-biphenyl		C ₁₂ H ₉ F	324-74-3	172.197	pr	74.2	253	1.247 ²⁵		sl EtOH; s eth, gl HOAc
5378	1-Fluorobutane	Butyl fluoride	C ₄ H ₉ F	2366-52-1	76.112	liq	-134	32.5	0.7789 ²⁰	1.3396 ²⁰	vs EtOH
5379	2-Fluorobutane	sec-Butyl fluoride	C ₄ H ₉ F	359-01-3	76.112	vol liq or gas	-121.4	25.1	0.7559 ²⁵		
5380	Fluorocyclohexane	Cyclohexyl fluoride	C ₆ H ₁₁ F	372-46-3	102.149		13	101	0.9279 ²⁰	1.4146 ²⁰	i H ₂ O; s py
5381	1-Fluorocyclohexene		C ₆ H ₉ F	694-51-9	100.133			96.5		1.4441 ²⁵	
5382	5-Fluorocytosine	4-Amino-5-fluoro-2-hydroxypyrimidine	C ₄ H ₄ FN ₃ O	2022-85-7	129.092	wh cry	296 dec				
5383	1-Fluorodecane	Decyl fluoride	C ₁₀ H ₂₁ F	334-56-5	160.272	liq	-35	186.2	0.8194 ²⁰	1.4085	vs eth
5384	Fluorodifen	2-Nitro-1-(4-nitrophenoxy)-4-(trifluoromethyl)benzene	C ₁₃ H ₇ F ₃ N ₂ O ₅	15457-05-3	328.200		94				
5385	1-Fluoro-2,4-dinitrobenzene	2,4-Dinitrophenyl fluoride	C ₆ H ₃ FN ₂ O ₄	70-34-8	186.097		25.8	296	1.4718 ⁵⁴	1.5690 ²⁰	s EtOH; sl chl
5386	Fluoroethane	Ethyl fluoride	C ₂ H ₅ F	353-36-6	48.059	col gas	-143.2	-37.7	0.7182 ²⁰ (p>1 atm)	1.2656 ²⁰	sl H ₂ O; vs EtOH, eth
5387	2-Fluoroethanol	Ethylene fluorohydrin	C ₂ H ₅ FO	371-62-0	64.058	liq	-26.4	103.5	1.1040 ²⁰	1.3647 ¹⁸	msc H ₂ O, EtOH, eth; vs ace; sl chl
5388	Fluoroethene	Vinyl fluoride	C ₂ H ₃ F	75-02-5	46.043	col gas	-160.5	-72			i H ₂ O; s EtOH, ace
5389	1-Fluoroheptane		C ₇ H ₁₅ F	661-11-0	118.192	liq	-73	117.9	0.8062 ²⁰	1.3854 ²⁰	i H ₂ O; s eth, ace, bz; vs peth
5390	1-Fluorohexane	Hexyl fluoride	C ₆ H ₁₃ F	373-14-8	104.165	liq	-103	91.5	0.7995 ²⁰	1.3738 ²⁰	s eth, bz
5391	1-Fluoro-2-iodobenzene		C ₆ H ₄ FI	348-52-7	221.998	liq	-41.5	188.6		1.5910 ²⁰	s ace, bz, chl
5392	1-Fluoro-4-iodobenzene		C ₆ H ₄ FI	352-34-1	221.998	liq	-27	183	1.9523 ¹⁵	1.5270 ²²	i H ₂ O; s EtOH, eth, ace
5393	1-Fluoro-3-isothiocyanatobenzene		C ₇ H ₄ FNS	404-72-8	153.177			227	1.27 ²⁵	1.6186 ²⁰	
5394	1-Fluoro-4-isothiocyanatobenzene		C ₇ H ₄ FNS	1544-68-9	153.177		27	228			
5395	Fluoromethane	Methyl fluoride	CH ₃ F	593-53-3	34.033	col gas	-141.8	-78.4	0.557 ²⁵ (p>1 atm)	1.1674 ²⁵	sl H ₂ O, bz, chl; vs EtOH, eth
5396	1-Fluoro-2-methoxybenzene		C ₇ H ₇ FO	321-28-8	126.128	liq	-39	154.5	1.5489 ¹⁷	1.4969 ¹⁷	i H ₂ O; s eth, ctc
5397	1-Fluoro-3-methoxybenzene		C ₇ H ₇ FO	456-49-5	126.128	liq	-35	159; 51 ¹⁴	1.104 ²⁵	1.4876 ²⁰	
5398	1-Fluoro-4-methoxybenzene		C ₇ H ₇ FO	459-60-9	126.128	liq	-45	157	1.1781 ¹⁸	1.4886 ¹⁸	s eth
5399	4-Fluoro-2-methylaniline		C ₇ H ₈ FN	452-71-1	125.144		14.2	94 ¹⁶	1.1263 ¹⁸	1.5363 ¹⁸	s eth, ace, bz, ctc
5400	(Fluoromethyl)benzene		C ₇ H ₇ F	350-50-5	110.129	liq	-35	140; 40 ¹⁴	1.0228 ²⁵	1.4892 ²⁵	s ctc
5401	2-Fluoro-4-methyl-1-nitrobenzene	3-Fluoro-4-nitrotoluene	C ₇ H ₈ FNO ₂	446-34-4	155.127	nd (al)	53.2	97 ³	1.4380 ²⁵		
5402	2-Fluoro-2-methylpropane	tert-Butyl fluoride	C ₄ H ₉ F	353-61-7	76.112	col gas		12.1			
5403	1-Fluoronaphthalene		C ₁₀ H ₇ F	321-38-0	146.161	liq	-9	215; 80 ¹¹	1.1322 ²⁰	1.5939 ²⁰	i H ₂ O; s EtOH, eth, bz, chl, HOAc
5404	2-Fluoronaphthalene		C ₁₀ H ₇ F	323-09-1	146.161	nd (al)	61	212; 90 ¹⁶			i H ₂ O; s EtOH, eth, bz, chl, HOAc
5405	1-Fluoro-2-nitrobenzene	o-Fluoronitrobenzene	C ₆ H ₄ FNO ₂	1493-27-2	141.100	ye liq	-6	dec 215	1.3285 ¹⁸	1.5489 ¹⁷	vs eth, EtOH
5406	1-Fluoro-3-nitrobenzene	m-Fluoronitrobenzene	C ₆ H ₄ FNO ₂	402-67-5	141.100	ye cry	41	199; 86 ¹⁹	1.3254 ¹⁹	1.5262 ¹⁵	i H ₂ O; s EtOH, eth; sl bz
5407	1-Fluoro-4-nitrobenzene	p-Fluoronitrobenzene	C ₆ H ₄ FNO ₂	350-46-9	141.100	ye nd	21	205	1.3300 ²⁰	1.5316 ²⁰	i H ₂ O; s EtOH, eth; sl ctc
5408	1-Fluorooctane	Octyl fluoride	C ₈ H ₁₇ F	463-11-6	132.219	liq	-64	142.3	0.8116 ²⁰	1.3946 ²⁰	
5409	1-Fluoropentane	Pentyl fluoride	C ₅ H ₁₁ F	592-50-7	90.139	liq	-120	62.8	0.7907 ²⁰	1.3591 ²⁻	vs eth, EtOH
5410	2-Fluorophenol		C ₆ H ₅ FO	367-12-4	112.101		16.1	151.5	1.120 ²⁵	1.5144 ²⁰	s H ₂ O



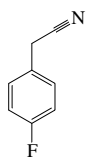
Fluorobenzene



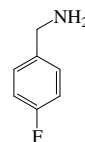
4-Fluorobenzeneacetic acid



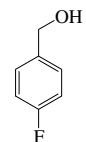
2-Fluorobenzeneacetonitrile



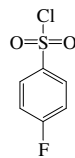
4-Fluorobenzeneacetonitrile



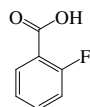
4-Fluorobenzeneethanamine



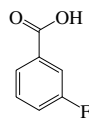
4-Fluorobenzeneethanol



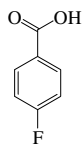
4-Fluorobenzenesulfonyl chloride



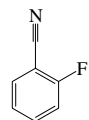
2-Fluorobenzoic acid



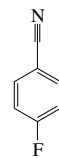
3-Fluorobenzoic acid



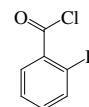
4-Fluorobenzoic acid



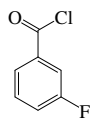
2-Fluorobenzonitrile



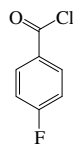
4-Fluorobenzonitrile



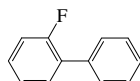
2-Fluorobenzoyl chloride



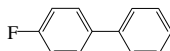
3-Fluorobenzoyl chloride



4-Fluorobenzoyl chloride



2-Fluoro-1,1'-biphenyl



4-Fluoro-1,1'-biphenyl



1-Fluorobutane



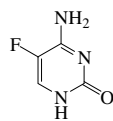
2-Fluorobutane



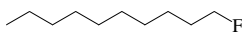
Fluorocyclohexane



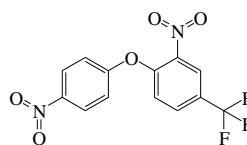
1-Fluorocyclohexene



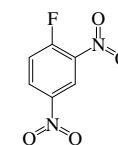
5-Fluorocytosine



1-Fluorodecane



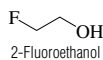
Fluorodifen



1-Fluoro-2,4-dinitrobenzene



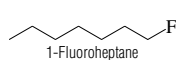
Fluoroethane



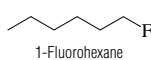
2-Fluoroethanol



Fluoroethene



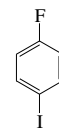
1-Fluoroheptane



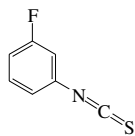
1-Fluorohexane



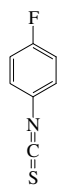
1-Fluoro-2-iodobenzene



1-Fluoro-4-iodobenzene



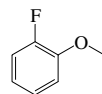
1-Fluoro-3-isothiocyanatobenzene



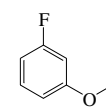
1-Fluoro-4-isothiocyanatobenzene



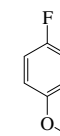
Fluoromethane



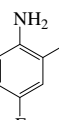
1-Fluoro-2-methoxybenzene



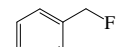
1-Fluoro-3-methoxybenzene



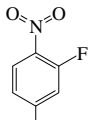
1-Fluoro-4-methoxybenzene



4-Fluoro-2-methylaniline



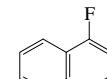
(Fluoromethyl)benzene



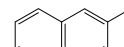
2-Fluoro-4-methyl-1-nitrobenzene



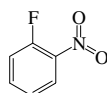
2-Fluoro-2-methylpropane



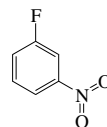
1-Fluoronaphthalene



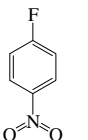
2-Fluoronaphthalene




1-Fluoro-2-nitrobenzene



1-Fluoro-3-nitrobenzene



1-Fluoro-4-nitrobenzene



1-Fluorooctane

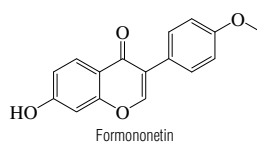
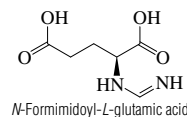
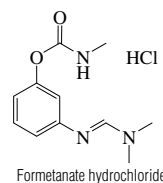
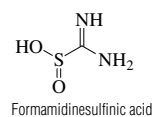
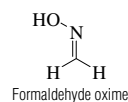
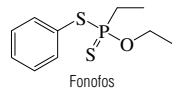
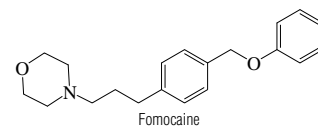
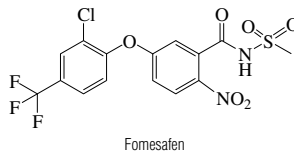
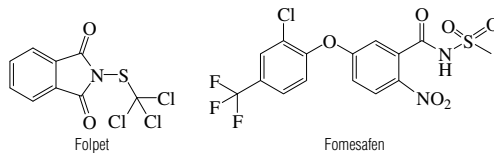
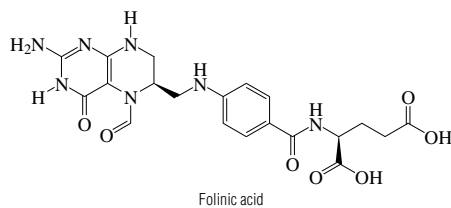
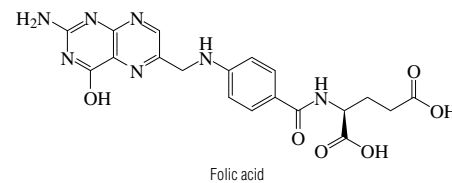
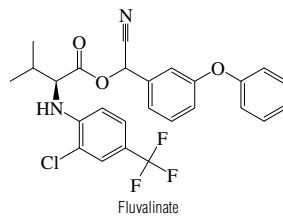
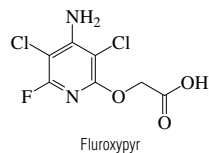
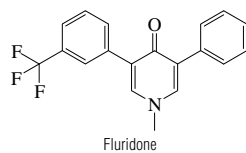
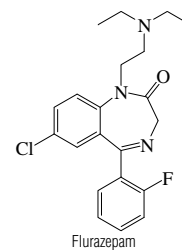
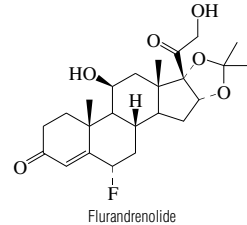
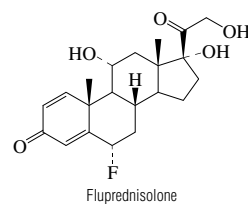
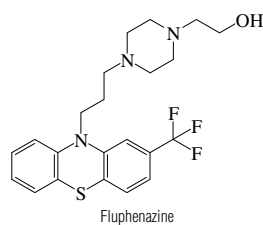
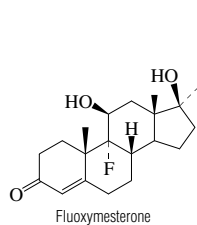
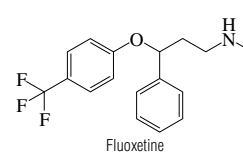
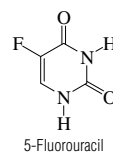
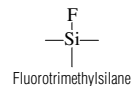
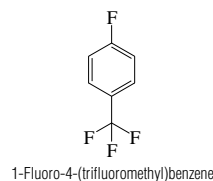
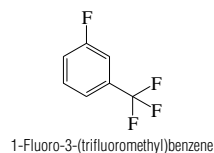
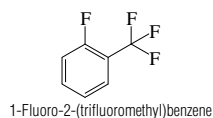
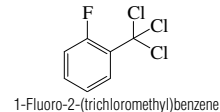
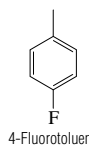
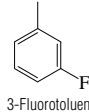
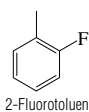
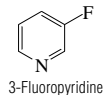
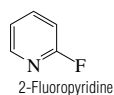
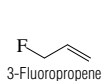
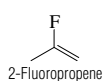
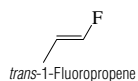
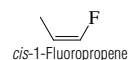
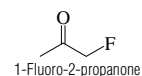
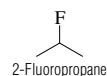
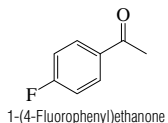
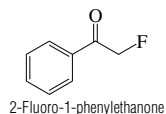
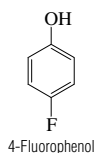
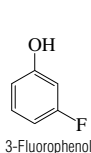


1-Fluoropentane

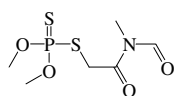


2-Fluorophenol

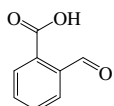
No.	Name	Synonym	Mol. Form.	CAS RN	Mol. Wt.	Physical Form	mp/°C	bp/°C	den/ g cm ⁻³	n _D	Solubility
5411	3-Fluorophenol		C ₆ H ₅ FO	372-20-3	112.101		13.7	178	1.238 ²⁵	1.5140 ²⁰	
5412	4-Fluorophenol		C ₆ H ₅ FO	371-41-5	112.101		48	185.5	1.1889 ⁵⁶		sl H ₂ O; s ace, peth
5413	2-Fluoro-1-phenylethanone		C ₉ H ₉ FO	450-95-3	138.139	pl	29	90 ¹²	1.152 ²⁰	1.5200 ²⁰	
5414	1-(4-Fluorophenyl)ethanone		C ₉ H ₉ FO	403-42-9	138.139	liq	-45	196	1.1382 ²⁵	1.5081 ²⁵	i H ₂ O; s bz, chl
5415	1-Fluoropropane	Propyl fluoride	C ₃ H ₇ F	460-13-9	62.086	col gas	-159	-2.5	0.7596 ²⁰ (p>1 atm)	1.3115 ²⁰	sl H ₂ O; vs EtOH, eth
5416	2-Fluoropropane	Isopropyl fluoride	C ₃ H ₇ F	420-26-8	62.086	gas		-9.4			sl H ₂ O
5417	1-Fluoro-2-propanone	Fluoroacetone	C ₃ H ₅ FO	430-51-3	76.069			77	1.0288 ²⁰	1.3700 ²⁰	
5418	<i>cis</i> -1-Fluoropropene		C ₃ H ₅ F	19184-10-2	60.070	col gas		≈-20			
5419	<i>trans</i> -1-Fluoropropene		C ₃ H ₅ F	20327-65-5	60.070	col gas	≈-20				
5420	2-Fluoropropene		C ₃ H ₅ F	1184-60-7	60.070	col gas		-24			
5421	3-Fluoropropene		C ₃ H ₅ F	818-92-8	60.070	col gas		-3			sl H ₂ O; vs EtOH, eth; s chl
5422	2-Fluoropyridine		C ₅ H ₄ FN	372-48-5	97.091			125	1.1280 ²⁰	1.4574 ²⁰	
5423	3-Fluoropyridine		C ₅ H ₄ FN	372-47-4	97.091	liq		107	1.130	1.4720 ²⁰	
5424	2-Fluorotoluene		C ₇ H ₇ F	95-52-3	110.129	liq	-62	115	1.0041 ¹³	1.4704 ²⁰	i H ₂ O; vs EtOH, eth
5425	3-Fluorotoluene		C ₇ H ₇ F	352-70-5	110.129	liq	-87	115	0.9974 ²⁰	1.4691 ²⁰	i H ₂ O; vs EtOH, eth
5426	4-Fluorotoluene		C ₇ H ₇ F	352-32-9	110.129	liq	-56	116.6	0.9975 ²⁰	1.4699 ²⁰	i H ₂ O; vs EtOH, eth
5427	1-Fluoro-2-(trichloromethyl)benzene		C ₇ H ₄ Cl ₃ F	488-98-2	213.464			95 ¹² , 75 ⁵	1.453 ²⁵	1.5432 ²⁰	
5428	1-Fluoro-2-(trifluoromethyl)benzene		C ₇ H ₄ F ₄	392-85-8	164.101			114.5	1.293 ²⁵	1.4040 ²⁵	
5429	1-Fluoro-3-(trifluoromethyl)benzene		C ₇ H ₄ F ₄	401-80-9	164.101	liq	-81.5	101.5	1.3021 ¹⁷		
5430	1-Fluoro-4-(trifluoromethyl)benzene		C ₇ H ₄ F ₄	402-44-8	164.101	liq	-41.7	103.5	1.293 ²⁵	1.4025 ²⁰	
5431	Fluorotrimethylsilane		C ₃ H ₉ FSi	420-56-4	92.187	vol liq or gas		16.4			
5432	5-Fluorouracil	5-Fluoro-2,4(1 <i>H</i> ,3 <i>H</i>)-Pyrimidinedione	C ₄ H ₃ FN ₂ O ₂	51-21-8	130.077	cry (w, MeOH-eth)	283	sub 190			
5433	Fluoxetine		C ₁₇ H ₁₈ F ₃ NO	54910-89-3	309.326	oil					
5434	Fluoxymesterone		C ₂₀ H ₂₈ FO ₃	76-43-7	336.440		270				
5435	Fluphenazine		C ₂₂ H ₂₆ F ₃ N ₃ OS	69-23-8	437.520			251 ^{10.3}			
5436	Fluprednisolone		C ₂₁ H ₂₇ FO ₅	53-34-9	378.434		210				
5437	Flurandrenolide	Fludroxycortide	C ₂₄ H ₃₃ FO ₆	1524-88-5	436.513	cry (ace/hx)	251				
5438	Flurazepam		C ₂₁ H ₂₃ ClFN ₃ O	17617-23-1	387.878	wh rods (eth/peth)	80				
5439	Fluridone		C ₁₉ H ₁₄ F ₃ NO	59756-60-4	329.315		155				
5440	Fluroxypyr	[(4-Amino-3,5-dichloro-6-fluoro-2-pyridyl)oxy]acetic acid	C ₇ H ₅ Cl ₂ FN ₂ O ₃	69377-81-7	255.030		232				
5441	Fluvalinate		C ₂₈ H ₂₂ ClF ₃ N ₂ O ₃	102851-06-9	502.912			>450	1.29 ²⁵		
5442	Folic acid	Vitamin Bc	C ₁₉ H ₁₉ N ₇ O ₆	59-30-3	441.397	ye-oran nd (w)	250 dec				vs py, EtOH, HOAc
5443	Folinic acid	5-Formyl-5,6,7,8-tetrahydrofolic acid	C ₂₀ H ₂₃ N ₇ O ₇	58-05-9	473.440	cry (w + 3)	245 dec				sl H ₂ O
5444	Folpet	1 <i>H</i> -Isoindole-1,3(2 <i>H</i>)-dione, 2-[(trichloromethyl)thio]-	C ₉ H ₄ Cl ₃ NO ₂ S	133-07-3	296.558		177				
5445	Fomesafen		C ₁₅ H ₁₀ ClF ₃ N ₂ O ₆ S	72178-02-0	438.762		220		1.28 ²⁰		
5446	Fomocaine	4-[3-[4-(Phenoxymethyl)phenyl]propyl]morpholine	C ₂₀ H ₂₅ NO ₂	17692-39-6	311.419	col cry	53	2391 ¹			
5447	Fonofos	Phosphonodithioic acid, ethyl-, <i>O</i> -ethyl <i>S</i> -phenyl ester	C ₁₀ H ₁₅ OPS ₂	944-22-9	246.329			130 ^{0.1}	1.16 ²⁵		
5448	Formaldehyde	Methanal	CH ₂ O	50-00-0	30.026	col gas	-92	-19.1	0.815 ⁻²⁰		s H ₂ O, EtOH, chl; msc eth, ace, bz
5449	Formaldehyde oxime		CH ₃ NO	75-17-2	45.041		1.3	109 ¹⁵	1.133 ²⁵		s H ₂ O; vs EtOH, eth
5450	Formamide	Methanamide	CH ₃ NO	75-12-7	45.041		2.49	220	1.1334 ²⁰	1.4472 ²⁰	msc H ₂ O, EtOH; sl eth; s ace; i bz, chl
5451	Formamidinesulfonic acid	Aminoiminomethanesulfonic acid	CH ₄ N ₂ O ₂ S	1758-73-2	108.120	nd (al)	144 dec				vs H ₂ O; i eth, bz
5452	Formetanate hydrochloride		C ₁₁ H ₁₆ ClN ₃ O ₂	23422-53-9	257.717	pow	201 dec				vs H ₂ O; s MeOH; sl ace, hx, chl
5453	Formic acid	Methanoic acid	CH ₂ O ₂	64-18-6	46.026		8.3	101	1.220 ²⁰	1.3714 ²⁰	msc H ₂ O, EtOH, eth; vs ace; s bz, tol
5454	<i>N</i> -Formimidoyl- <i>L</i> -glutamic acid	<i>N</i> -(Iminomethyl)- <i>L</i> -glutamic acid	C ₆ H ₁₀ N ₂ O ₄	816-90-0	174.154		90				
5455	Formononetin	7-Hydroxy-3-(4-methoxyphenyl)-4 <i>H</i> -1-benzopyran-4-one	C ₁₆ H ₁₂ O ₄	485-72-3	268.264		256.5				



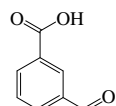
No.	Name	Synonym	Mol. Form.	CAS RN	Mol. Wt.	Physical Form	mp/°C	bp/°C	den/ g cm ⁻³	n _D	Solubility
5456	Formothion		C ₆ H ₁₂ NO ₄ PS ₂	2540-82-1	257.267	visc ye oil	25.5	dec	1.361 ²⁰	1.5541 ²⁰	sl H ₂ O; misc os
5457	2-Formylbenzoic acid		C ₈ H ₆ O ₃	119-67-5	150.132		98		1.404 ²⁵		s H ₂ O; vs EtOH, eth
5458	3-Formylbenzoic acid		C ₈ H ₆ O ₃	619-21-6	150.132	nd (w)	175				vs H ₂ O, eth, EtOH
5459	4-Formylbenzoic acid		C ₈ H ₆ O ₃	619-66-9	150.132		247				sl H ₂ O; vs EtOH; s eth, chl
5460	3-Formylbenzotrile		C ₈ H ₅ NO	24964-64-5	131.132		76.5	210			vs H ₂ O, EtOH, eth, chl
5461	4-Formylbenzotrile		C ₈ H ₅ NO	105-07-7	131.132		100.5	133 ¹²			s H ₂ O; vs EtOH, eth, chl
5462	6-Formyl-2,3-dimethoxybenzoic acid	Opianic acid	C ₁₀ H ₁₀ O ₅	519-05-1	210.183	nd (w)	150				s EtOH, eth
5463	Formylferrocene		C ₁₁ H ₁₀ FeO	12093-10-6	214.041		118.5	70 ^{0.1}			
5464	Formyl fluoride	Fluoroformaldehyde	CHFO	1493-02-3	48.016	col gas	-142.2	-26.5	1.1950 ³⁰		
5465	<i>N</i> -(4-Formylphenyl)acetamide		C ₉ H ₉ NO ₂	122-85-0	163.173	pr (w)	158.0				vs H ₂ O, bz
5466	Fosetyl-Al	Aluminum tris(<i>O</i> -ethylphosphonate)	C ₆ H ₁₈ AlO ₉ P ₃	39148-24-8	354.105		>300				
5467	Fosthietan		C ₆ H ₁₂ NO ₃ PS ₂	21548-32-3	241.268	ye oil			1.3 ²⁵	1.5348 ²⁵	s ace, chl, MeOH, tol
5468	Fraxin		C ₁₆ H ₁₈ O ₁₀	524-30-1	370.308	ye nd (al)	205				
5469	<i>DL</i> -Fructose	α -Acrose	C ₆ H ₁₂ O ₆	6035-50-3	180.155	nd	130		1.665 ¹⁶		
5470	<i>L</i> -Fructose		C ₆ H ₁₂ O ₆	7776-48-9	180.155	wh cry	102				s H ₂ O
5471	β - <i>D</i> -Fructose	β -Levulose	C ₆ H ₁₂ O ₆	53188-23-1	180.155	pr or nd (w) orth pr (al)	103 dec		1.60 ²⁰		vs H ₂ O, ace; s EtOH, MeOH, py
5472	<i>D</i> -Fructose 6-phosphate	Hexose monophosphate	C ₆ H ₁₃ O ₉ P	643-13-0	260.135						vs H ₂ O
5473	Fucoxanthin		C ₄₂ H ₅₈ O ₆	3351-86-8	658.905	red pl (eth) hex pl (dil al)	168				vs eth, EtOH
5474	Fulminic acid	Carbyloxime	CHNO	506-85-4	43.025			unstable in pure form			s eth
5475	Fulvene		C ₆ H ₆	497-20-1	78.112			7 ⁵⁶	0.8241 ²⁰	1.4920 ²⁰	i H ₂ O; s bz, chl
5476	Fumaric acid	<i>trans</i> -2-Butenedioic acid	C ₄ H ₄ O ₄	110-17-8	116.073	nd, mcl pr or lf (w)	287 dec	sub 165	1.635 ²⁰		sl H ₂ O, eth, ace; s EtOH, con sulf
5477	Fumigatin	3-Hydroxy-2-methoxy-5-methyl-2,5-cyclohexadiene-1,4-dione	C ₈ H ₈ O ₄	484-89-9	168.148	br nd or pl (peth)	116				vs ace, bz, eth, EtOH
5478	Furan	Oxacyclopentadiene	C ₄ H ₄ O	110-00-9	68.074	liq	-85.61	31.5	0.9514 ²⁰	1.4214 ²⁰	sl H ₂ O, chl; vs EtOH, eth; s ace, bz
5479	2-Furanacetic acid		C ₆ H ₆ O ₃	2745-26-8	126.110	lf(peth)	68.5	102 ^{0.4}			s H ₂ O, bz, MeOH, peth
5480	2-Furancarboxitrile		C ₅ H ₃ NO	617-90-3	93.084			147	1.0822 ²⁰	1.4798 ²⁰	s EtOH, eth
5481	2-Furancarboxyl chloride		C ₅ H ₃ ClO ₂	527-69-5	130.530	liq	-1.0	173	1.324 ²⁵	1.5310 ²⁰	i H ₂ O; s eth, chl; sl ctc
5482	3-Furancarboxaldehyde		C ₅ H ₄ O ₂	498-60-2	96.085			145; 71 ⁴³	1.110 ²⁰	1.4945 ²⁰	
5483	2-Furancarboxylic acid	2-Furoic acid	C ₅ H ₄ O ₃	88-14-2	112.084	mcl nd or lf (w)	133.5	231			s H ₂ O, EtOH; vs eth; sl ace
5484	3-Furancarboxylic acid		C ₅ H ₄ O ₃	488-93-7	112.084	nd (w)	122.5	sub 105			sl H ₂ O; s EtOH, AcOEt; vs eth
5485	2,5-Furandicarboxylic acid	Dehydromucic acid	C ₆ H ₄ O ₅	3238-40-2	156.093	nd (w), lf (al)	342	sub	1.7400 ²⁰		sl H ₂ O, EtOH
5486	2-Furanmethanamine	Furfurylamine	C ₅ H ₇ NO	617-89-0	97.116			145.5	1.0995 ²⁰	1.4908 ²⁰	msc H ₂ O, EtOH; s eth, chl
5487	2-Furanmethanediol diacetate		C ₉ H ₁₀ O ₅	613-75-2	198.172	nd or pl (eth-peth)	53.3	220			vs bz, eth, EtOH
5488	2-Furanmethanethiol		C ₅ H ₆ OS	98-02-2	114.166			157	1.1319 ²⁰	1.5329 ²⁰	i H ₂ O; sl chl
5489	2-Furanmethanol acetate		C ₇ H ₈ O ₃	623-17-6	140.137			179	1.1175 ²⁰	1.4327 ²⁰	i H ₂ O; s EtOH, eth
5490	4-(2-Furanyl)-2-butanone		C ₈ H ₁₀ O ₂	699-17-2	138.164	oil		203	1.0361 ¹⁹	1.4696 ¹⁷	
5491	4-(2-Furanyl)-3-buten-2-one		C ₈ H ₈ O ₂	623-15-4	136.149		39.5	dec 229; 113 ¹⁰	1.0496 ⁵⁷	1.5788 ⁴⁵	i H ₂ O; vs EtOH, eth, chl; s peth
5492	1-(2-Furanyl)ethanone		C ₈ H ₈ O ₂	1192-62-7	110.111	cry (lig)	33	175	1.098 ²⁰	1.5017 ²⁰	i H ₂ O; s EtOH, eth
5493	2-Furanylmethyl pentanoate	Furfuryl valerate	C ₁₀ H ₁₄ O ₃	36701-01-6	182.216			228; 82 ¹	1.0284 ²⁰		vs eth, EtOH
5494	3-(2-Furanyl)-1-phenyl-2-propen-1-one		C ₁₃ H ₁₀ O ₂	717-21-5	198.217		47	317	1.1140 ²⁰		s EtOH, eth
5495	1-(2-Furanyl)-1-propanone		C ₇ H ₈ O ₂	3194-15-8	124.138	cry	28	88 ¹⁴	1.0626 ²⁸	1.4922 ²⁵	s eth; sl ctc
5496	1-(2-Furanyl)-2-propanone	2-Furfuryl methyl ketone	C ₇ H ₈ O ₂	6975-60-6	124.138		29	179.5	1.104 ²⁰	1.5035 ²⁰	
5497	3-(2-Furanyl)-2-propenal		C ₇ H ₆ O ₂	623-30-3	122.122		54	135 ¹⁴			i H ₂ O; msc EtOH; s eth; sl chl
5498	3-(2-Furanyl)-2-propenenitrile	2-Furanacrylonitrile	C ₇ H ₅ NO	7187-01-1	119.121		38	96		1.5824 ²⁵	vs tol



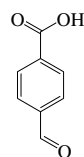
Formothion



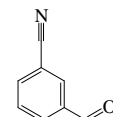
2-Formylbenzoic acid



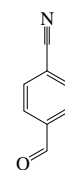
3-Formylbenzoic acid



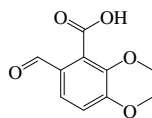
4-Formylbenzoic acid



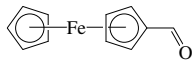
3-Formylbenzotrile



4-Formylbenzotrile



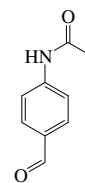
6-Formyl-2,3-dimethoxybenzoic acid



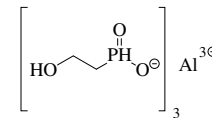
Formylferrocene



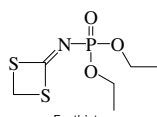
Formyl fluoride



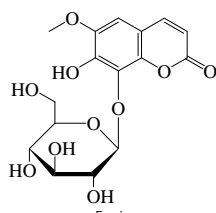
N-(4-Formylphenyl)acetamide



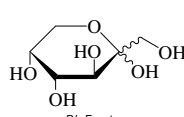
Fosetyl-Al



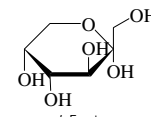
Fosthietan



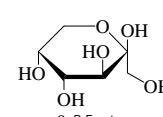
Fraxin



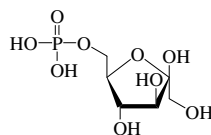
DL-Fructose



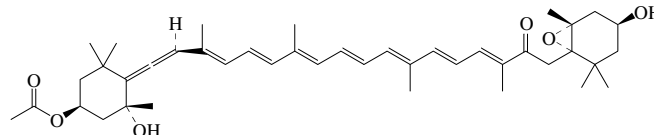
L-Fructose



β-D-Fructose



D-Fructose 6-phosphate



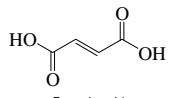
Fucoxanthin



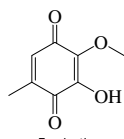
Fulminic acid



Fulvene



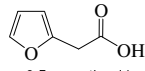
Fumaric acid



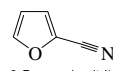
Fumigatin



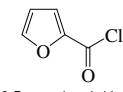
Furan



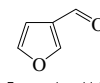
2-Furanacetic acid



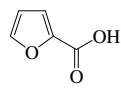
2-Furancarboxitrile



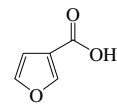
2-Furancarboxyl chloride



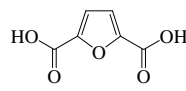
3-Furancarboxaldehyde



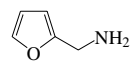
2-Furancarboxylic acid



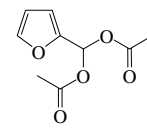
3-Furancarboxylic acid



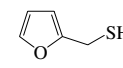
2,5-Furandicarboxylic acid



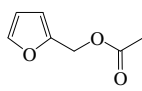
2-Furanmethanamine



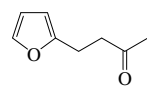
2-Furanmethanediol diacetate



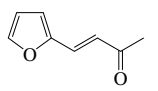
2-Furanmethanethiol



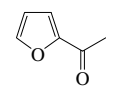
2-Furanmethanol acetate



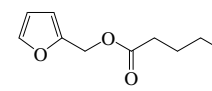
4-(2-Furanyl)-2-butanone



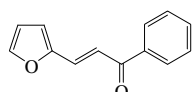
4-(2-Furanyl)-3-buten-2-one



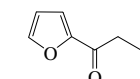
1-(2-Furanyl)ethanone



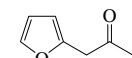
2-Furanylmethyl pentanoate



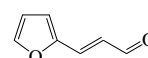
3-(2-Furanyl)-1-phenyl-2-propen-1-one



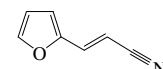
1-(2-Furanyl)-1-propanone



1-(2-Furanyl)-2-propanone

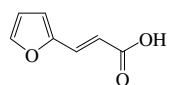


3-(2-Furanyl)-2-propenal

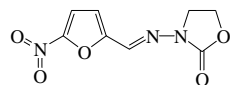


3-(2-Furanyl)-2-propenenitrile

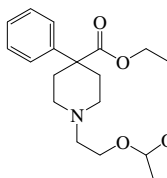
No.	Name	Synonym	Mol. Form.	CAS RN	Mol. Wt.	Physical Form	mp/°C	bp/°C	den/ g cm ⁻³	n _D	Solubility
5499	3-(2-Furanyl)-2-propenoic acid	2-Furanacrylic acid	C ₇ H ₆ O ₃	539-47-9	138.121	nd (w)	141	286			vs eth, EtOH
5500	Furazolidone	3-[[[(5-Nitro-2-furanyl)methylene]amino]-2-oxazolidinone	C ₈ H ₇ N ₃ O ₅	67-45-8	225.159		255				
5501	Furethidine		C ₂₁ H ₃₁ NO ₄	2385-81-1	361.476		28	210 ^{0.5}		1.5219 ²⁰	
5502	Furfural	2-Furaldehyde	C ₅ H ₄ O ₂	98-01-1	96.085	liq	-38.1	161.7	1.1594 ²⁰	1.5261 ²⁰	s H ₂ O, bz, chl; vs EtOH, ace; msc eth
5503	Furfuryl alcohol	2-Furanmethanol	C ₅ H ₆ O ₂	98-00-0	98.101	col-ye liq	-14.6	171	1.1296 ²⁰	1.4869 ²⁰	msc H ₂ O; vs EtOH, eth; s chl
5504	Furfuryl propanoate	2-Furanmethanol, propanoate	C ₈ H ₁₀ O ₃	623-19-8	154.163			195	1.1085 ²⁰		sl H ₂ O; s EtOH, ace; msc eth
5505	Furoin	1,2-Di-2-furanyl-2-hydroxyethanone	C ₁₀ H ₈ O ₄	552-86-3	192.169	nd (al)	138.5				sl H ₂ O, EtOH, chl; s eth, MeOH
5506	Furonazide		C ₁₂ H ₁₁ N ₃ O ₂	3460-67-1	229.234		202.3				
5507	Furosemide		C ₁₂ H ₁₁ ClN ₂ O ₅ S	54-31-9	330.743		204 dec				
5508	Fursultiamine		C ₁₇ H ₂₆ N ₄ O ₃ S ₂	804-30-8	398.543	col pr	132 dec		1.29		sl H ₂ O
5509	Furylfuramide, (E)	2-(2-Furanyl)-3-(5-nitro-2-furanyl)-2-propenamamide	C ₁₁ H ₈ N ₂ O ₅	18819-45-9	248.192	cry	154				
5510	Fusarenen X		C ₁₇ H ₂₂ O ₈	23255-69-8	354.352	cry	182				
5511	Galactaric acid	Mucic acid	C ₈ H ₁₀ O ₆	526-99-8	210.138	pr (w)	255 dec				
5512	Galactitol	Dulcose	C ₆ H ₁₄ O ₆	608-66-2	182.171	cry (dil MeOH)	189.5	277 ¹	1.47 ²⁰		s H ₂ O; sl EtOH, py; i eth, bz
5513	D-Galactonic acid, γ-lactone		C ₆ H ₁₀ O ₆	2782-07-2	178.139	nd (w+1), nd (al)	112				vs H ₂ O
5514	α-D-Galactopyranose		C ₆ H ₁₂ O ₆	3646-73-9	180.155		167				
5515	4-O-β-D-Galactopyranosyl-D-gluconic acid	Lactobionic acid	C ₁₂ H ₂₂ O ₁₂	96-82-2	358.296	syr					vs H ₂ O; sl EtOH, MeOH, HOAc; i eth
5516	D-Galactose		C ₆ H ₁₂ O ₆	59-23-4	180.155	pl or pr (al)pr or nd (w+1)	170				vs H ₂ O; sl EtOH; i eth, bz; s py
5517	D-Galacturonic acid		C ₆ H ₁₀ O ₇	685-73-4	194.139	nd (w)	166 (β)				s H ₂ O, EtOH; i eth
5518	Galanthamine	Lycoremine	C ₁₇ H ₂₁ NO ₃	357-70-0	287.354	cry (bz)	126.5				vs ace, EtOH, chl
5519	Galipine	2-[2-(3,4-Dimethoxyphenyl)ethyl]-4-methoxyquinoline	C ₂₀ H ₂₁ NO ₃	525-68-8	323.386	pr (al, eth) nd (peth)	115.5				vs ace, bz, eth, EtOH
5520	Gallamine triethiodide		C ₃₀ H ₆₀ I ₃ N ₃ O ₃	65-29-2	891.528		147.5				vs H ₂ O, EtOH; sl eth, ace, bz, chl
5521	Gallein		C ₂₀ H ₁₂ O ₅	2103-64-2	332.306	br-red pow (+1.5w) red (anh)	>300				vs ace, EtOH
5522	Ganciclovir		C ₈ H ₁₃ N ₅ O ₄	82410-32-0	255.231	cry (MeOH)	250 dec				
5523	Gardol		C ₁₅ H ₂₆ NNaO ₃	137-16-6	293.378						sl H ₂ O
5524	Gelsemine		C ₂₀ H ₂₂ N ₂ O ₂	509-15-9	322.401	cry (ace)	178				vs ace, bz, eth, EtOH
5525	Gelsemine, monohydrochloride		C ₂₀ H ₂₃ ClN ₂ O ₂	35306-33-3	358.862		326				s H ₂ O; sl EtOH
5526	Genistein	5,7-Dihydroxy-3-(4-hydroxyphenyl)-4H-1-benzopyran-4-one	C ₁₅ H ₁₀ O ₅	446-72-0	270.237	nd(eth), pr(dil al)	301 dec				
5527	β-Gentiobiose	6-O-β-D-Glucopyranosyl-D-glucose	C ₁₂ H ₂₂ O ₁₁	554-91-6	342.296	cry (EtOH)	192				s hot H ₂ O, hot MeOH
5528	trans-Geraniol		C ₁₀ H ₁₈ O	106-24-1	154.249		<-15	230	0.8894 ²⁰	1.4766 ²⁰	i H ₂ O; s EtOH, eth, ace, chl
5529	Geranyl 2-methylpropanoate		C ₁₄ H ₂₄ O ₂	2345-26-8	224.340			136 ¹³	0.8997 ¹⁵	1.4576 ²⁰	
5530	Geranyl acetate		C ₁₂ H ₂₀ O ₂	16409-44-2	196.286			115 ¹²	0.9163 ¹⁵	1.4624 ²⁰	
5531	Germin		C ₂₇ H ₄₃ NO ₈	508-65-6	509.632	pr or cry (MeOH)	220				s bz, MeOH, alk, acid
5532	Gibberellic acid		C ₁₉ H ₂₂ O ₆	77-06-5	346.374	cry (EtOAc)	234				vs ace, EtOH, MeOH
5533	Gitoxigenin		C ₂₃ H ₃₄ O ₅	545-26-6	390.513	pr (AcOEt) pr (+w, dil al)	234				i H ₂ O; sl eth; s chl
5534	Gitoxin		C ₄₁ H ₆₄ O ₁₄	4562-36-1	780.939	pr (chl-MeOH)	285 dec				
5535	α-Glaucine		C ₂₁ H ₂₅ NO ₄	475-81-0	355.429	pl, pr (eth, AcOEt)	120				vs ace, EtOH, chl
5536	D-Glucaric acid	D-Tetrahydroxyadipic acid	C ₆ H ₁₀ O ₈	87-73-0	210.138	nd (45% al)	125.5				vs H ₂ O, EtOH; sl eth, chl
5537	D-Glucitol	Sorbitol	C ₆ H ₁₄ O ₆	50-70-4	182.171	nd (w)	111	295 ^{3.5}	1.489 ²⁰	1.3330 ²⁰	vs H ₂ O, ace
5538	D-Glucitol, hexaacetate	Sorbitol hexaacetate	C ₁₈ H ₂₆ O ₁₂	7208-47-1	434.392	pr (w)	100.8		1.30 ²⁰		sl H ₂ O, eth; vs EtOH; s chl, AcOEt



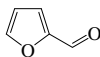
3-(2-Furanyl)-2-propenoic acid



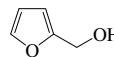
Furazolidone



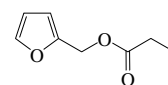
Furethidine



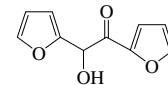
Furfural



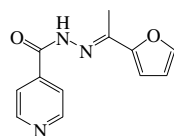
Furfuryl alcohol



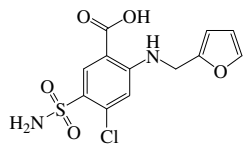
Furfuryl propanoate



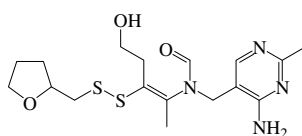
Furoin



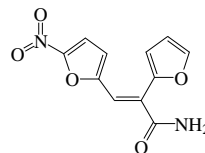
Furonazide



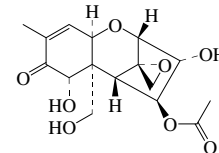
Furosemide



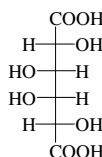
Fursultiamine



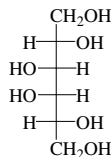
Furfurylamide, (E)



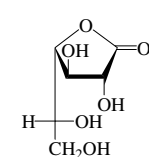
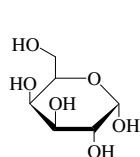
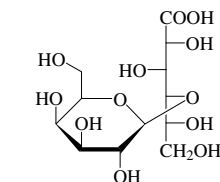
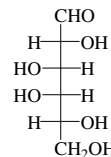
Fusarenon X



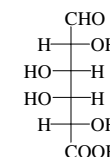
Galactaric acid



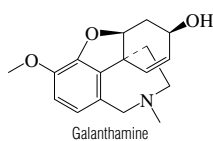
Galactitol

D-Galactonic acid, γ -lactone α -D-Galactopyranose4-O- β -D-Galactopyranosyl-D-gluconic acid

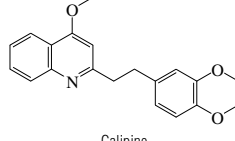
D-Galactose



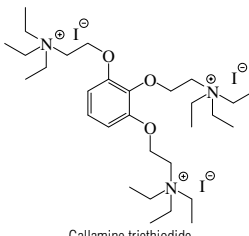
D-Galacturonic acid



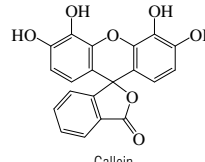
Galanthamine



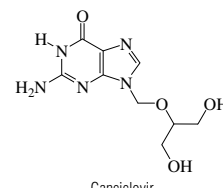
Galipine



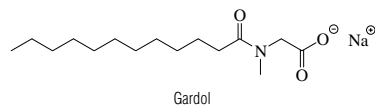
Gallamine triethiodide



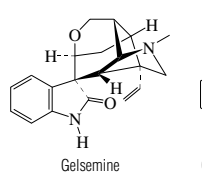
Gallein



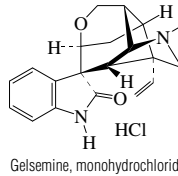
Ganciclovir



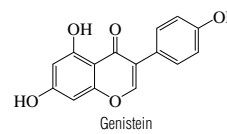
Gardol



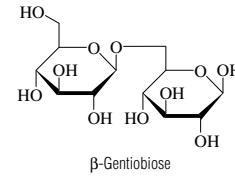
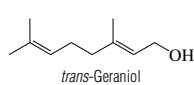
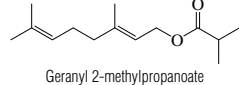
Gelsemine



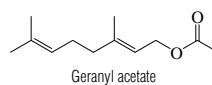
Gelsemine, monohydrochloride



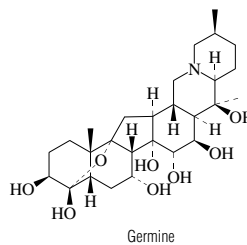
Genistein

 β -Gentiobiose*trans*-Geraniol

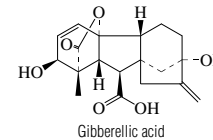
Geranyl 2-methylpropanoate



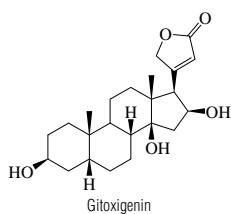
Geranyl acetate



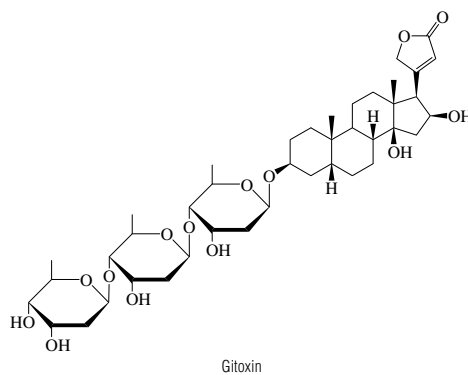
Germine



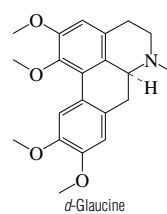
Gibberellic acid



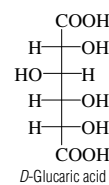
Gitoxigenin



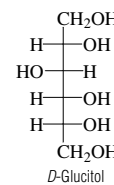
Gitoxin



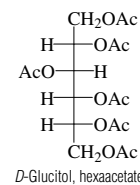
d-Glucine



D-Glucaric acid

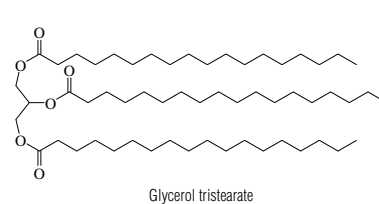
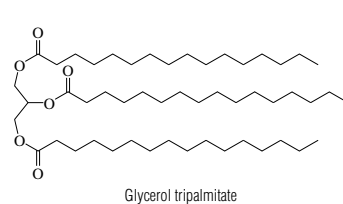
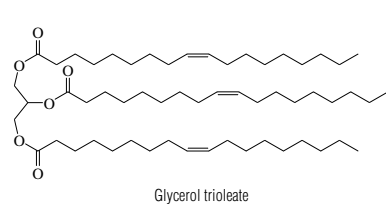
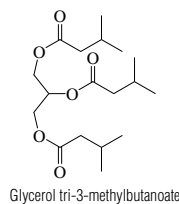
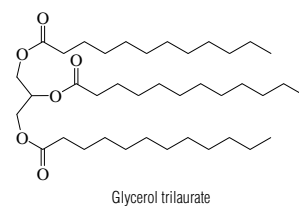
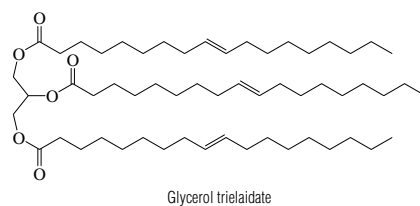
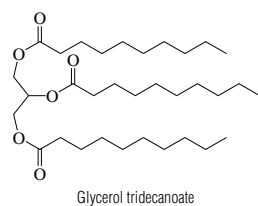
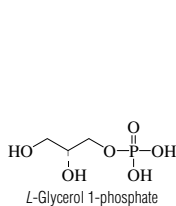
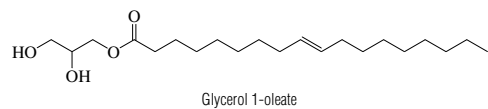
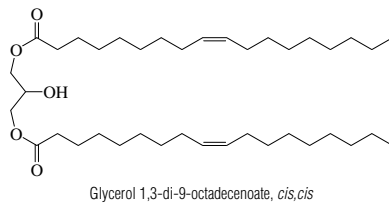
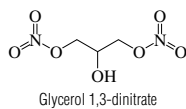
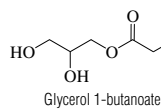
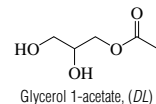
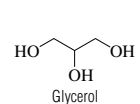
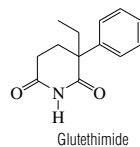
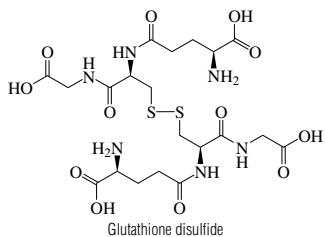
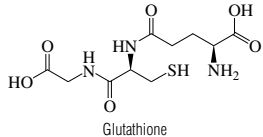
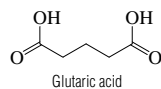
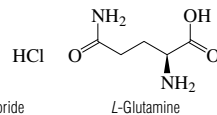
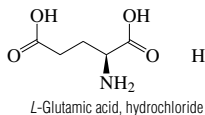
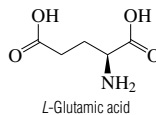
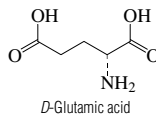
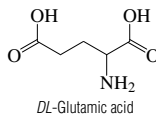
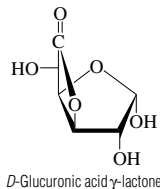
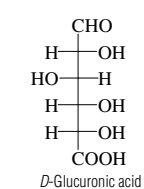
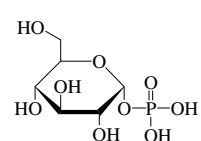
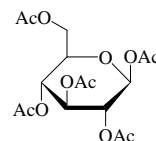
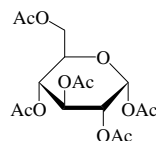
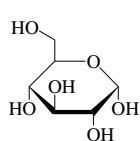
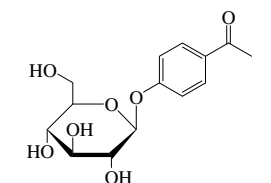
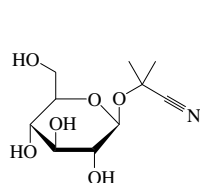
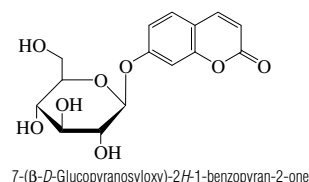
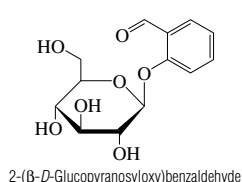
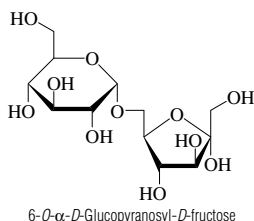
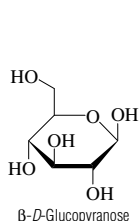
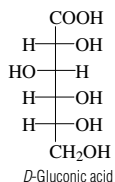


D-Glucitol

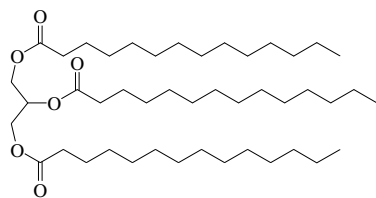


D-Glucitol, hexaacetate

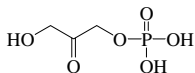
No.	Name	Synonym	Mol. Form.	CAS RN	Mol. Wt.	Physical Form	mp/°C	bp/°C	den/ g cm ⁻³	n _D	Solubility
5539	D-Gluconic acid		C ₆ H ₁₂ O ₇	526-95-4	196.155	nd (al-eth)	131				s H ₂ O; sl EtOH; i eth, bz
5540	β-D-Glucopyranose		C ₆ H ₁₂ O ₆	492-61-5	180.155	cry (hot EtOH)	149				
5541	6-O-α-D-Glucopyranosyl-D-fructose	Palatinose	C ₁₂ H ₂₂ O ₁₁	13718-94-0	342.296						s H ₂ O
5542	2-(β-D-Glucopyranosyloxy) benzaldehyde	Helicin	C ₁₃ H ₁₆ O ₇	618-65-5	284.262	nd (w)	175				vs H ₂ O, EtOH
5543	7-(β-D-Glucopyranosyloxy)-2H-1-benzopyran-2-one	Skimmin	C ₁₅ H ₁₆ O ₆	93-39-0	324.283	cry (w + 1)	220				s H ₂ O, EtOH; i eth, chl
5544	2-(β-D-Glucopyranosyloxy)-2-methylpropanenitrile	Linamarin	C ₁₀ H ₁₇ NO ₆	554-35-8	247.245	nd (w, al)	145				vs ace
5545	1-[4-(β-D-Glucopyranosyloxy) phenyl]ethanone	Picein	C ₁₄ H ₁₆ O ₇	530-14-3	298.289	nd (w+1), nd (MeOH)	195.5				sl H ₂ O; s EtOH, eth, HOAc; i chl
5546	α-D-Glucose		C ₆ H ₁₂ O ₆	26655-34-5	180.155		146 dec		1.5620 ¹⁸		vs H ₂ O; sl EtOH; i ace, AcOEt; s py
5547	α-D-Glucose pentaacetate		C ₁₆ H ₂₂ O ₁₁	604-68-2	390.339	pl or nd (al)	113.3	sub			sl H ₂ O, EtOH, CS ₂ ; s eth, chl, HOAc
5548	β-D-Glucose pentaacetate		C ₁₆ H ₂₂ O ₁₁	604-69-3	390.339	nd (al)	134	sub	1.2740 ²⁰		i H ₂ O; sl EtOH, peth, eth; s bz; msc chl
5549	α-D-Glucose 1-phosphate		C ₆ H ₁₃ O ₈ P	59-56-3	260.135						vs H ₂ O
5550	D-Glucuronic acid		C ₆ H ₁₀ O ₇	6556-12-3	194.139	nd (al)	165				vs H ₂ O, EtOH
5551	D-Glucuronic acid γ-lactone	D-Glucuronolactone	C ₆ H ₈ O ₆	32449-92-6	176.124	mcl pl (w) cry (al)	177.5		1.76 ²⁰		s H ₂ O; sl EtOH, DMSO, MeOH; i bz
5552	DL-Glutamic acid		C ₅ H ₉ NO ₄	617-65-2	147.130	orth (al,w)	199 dec		1.4601 ²⁰		sl H ₂ O, eth; i EtOH, CS ₂ , lig
5553	D-Glutamic acid		C ₅ H ₉ NO ₄	6893-26-1	147.130	lf (w)	213 dec		1.538 ²⁰		sl H ₂ O; i EtOH, eth, ace, bz, HOAc, MeOH
5554	L-Glutamic acid	(S)-2-Aminopentanedioic acid	C ₅ H ₉ NO ₄	56-86-0	147.130	orth (dil al)	160 dec	sub 175	1.538 ²⁰		sl H ₂ O
5555	L-Glutamic acid, hydrochloride		C ₅ H ₁₀ ClNO ₄	138-15-8	183.591	orth pl (w)	214 dec				vs H ₂ O, EtOH
5556	L-Glutamine	2-Aminoglutaric acid	C ₅ H ₁₀ N ₂ O ₃	56-85-9	146.144	nd (w, dil al)	185 dec				s H ₂ O; i EtOH, eth, bz, MeOH
5557	Glutaric acid	Pentanedioic acid	C ₅ H ₈ O ₄	110-94-1	132.116	nd (bz)	97.8	dec 303	1.429 ¹⁵	1.4188 ¹⁰⁶	vs H ₂ O, EtOH, eth; i bz; s chl, lig
5558	Glutathione	L-γ-Glutamyl-L-cysteinylglycine	C ₁₀ H ₁₇ N ₃ O ₆ S	70-18-8	307.323	cry (50% al)	195				vs H ₂ O; i EtOH, eth; s DMF
5559	Glutathione disulfide	L-γ-Glutamyl-L-cysteinylglycine disulfide	C ₂₀ H ₃₂ N ₆ O ₁₂ S ₂	27025-41-8	612.631	cry (EtOH aq)	179				
5560	Glutethimide		C ₁₃ H ₁₅ NO ₂	77-21-4	217.264	cry (eth)	84				i H ₂ O; s EtOH; vs eth, ace
5561	Glycerol	1,2,3-Propanetriol	C ₃ H ₈ O ₃	56-81-5	92.094	syr, orth pl	18.1	290	1.2613 ²⁰	1.4746 ²⁰	msc H ₂ O, EtOH; sl eth; i bz, ctc, chl
5562	Glycerol 1-acetate, (DL)	1,2,3-Propanetriol 1-acetate, (±)	C ₅ H ₁₀ O ₄	93713-40-7	134.131			158 ¹⁶⁵ , 130 ³	1.2060 ²⁰	1.4157 ²⁰	s H ₂ O, EtOH; sl eth; i bz
5563	Glycerol 1-butanoate		C ₇ H ₁₄ O ₄	557-25-5	162.184			280; 117 ¹⁰	1.129 ¹⁸	1.4531 ²⁰	vs H ₂ O, EtOH
5564	Glycerol 1,3-dinitrate	1,2,3-Propanetriol, 1,3-dinitrate	C ₃ H ₆ N ₂ O ₇	623-87-0	182.089	pr (w), cry (eth)	26	148 ¹⁵ , 116 ^{9,6}	1.523 ²⁰	1.4715 ²⁰	vs H ₂ O, eth, EtOH
5565	Glycerol 1,3-di-9-octadecenoate, cis,cis		C ₃₉ H ₇₂ O ₃	2465-32-9	620.986	cry (eth/ EtOH)	50.1				
5566	Glycerol 1-oleate	1-Monoolein	C ₂₁ H ₄₀ O ₄	111-03-5	356.541	pl (al)	35	239 ³	0.9420 ²⁰	1.4626 ²⁰	i H ₂ O; s EtOH, eth, chl
5567	L-Glycerol 1-phosphate	α-Glycerophosphoric acid	C ₃ H ₅ O ₈ P	5746-57-6	172.073	syr		dec			dec H ₂ O
5568	Glycerol tridecanoate	Decanoic acid glycerol triester	C ₃₃ H ₆₂ O ₆	621-71-6	554.841	cry (peth)	32				
5569	Glycerol trielaidate	Trielaidin	C ₅₇ H ₁₀₄ O ₆	537-39-3	885.432						vs bz, eth, chl
5570	Glycerol trilaurate	Trilaurin	C ₃₉ H ₇₄ O ₆	538-24-9	639.001	nd (al)			0.8986 ⁵⁵	1.4404 ⁶⁰	i H ₂ O; s EtOH, eth, peth; vs ace, bz
5571	Glycerol tri-3-methylbutanoate	Triisovalerin	C ₁₈ H ₃₂ O ₆	620-63-3	344.443			332.5	0.9984 ²⁰	1.4354 ²⁰	vs eth, EtOH
5572	Glycerol trioleate	Triolein	C ₅₇ H ₁₀₄ O ₆	122-32-7	885.432	col-ye oil	-4	237 ¹⁸	0.915 ¹⁵	1.4676 ¹⁵	i H ₂ O; sl EtOH; vs eth; s chl, peth
5573	Glycerol tripalmitate	Tripalmitin	C ₅₁ H ₉₈ O ₆	555-44-2	807.320	nd (eth)	66.5	315	0.8752 ⁷⁰	1.4381 ⁸⁰	i H ₂ O; sl EtOH; vs eth; s bz, chl
5574	Glycerol tristearate	Tristearin	C ₅₇ H ₁₁₀ O ₆	555-43-1	891.479				0.8559 ⁹⁰	1.4395 ⁸⁰	i H ₂ O, EtOH; sl bz, ctc; s ace, chl



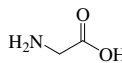
No.	Name	Synonym	Mol. Form.	CAS RN	Mol. Wt.	Physical Form	mp/°C	bp/°C	den/ g cm ⁻³	n _D	Solubility
5575	Glycerol tritridecanoate	Trimyristin	C ₄₅ H ₈₆ O ₆	555-45-3	723.161	wh-ye solid	58.5	311	0.8848 ⁶⁰	1.4428 ⁶⁰	i H ₂ O; sl EtOH, lig; s eth, ace, bz
5576	Glycerone phosphate	1-Hydroxy-3-(phosphonoxy)-2-propanone	C ₃ H ₄ O ₆ P	57-04-5	170.058						dec H ₂ O
5577	Glycine	Aminoacetic acid	C ₂ H ₅ NO ₂	56-40-6	75.067	mcl or trg pr (dil al)	290 dec		1.161 ²⁰		vs H ₂ O; i EtOH, eth; sl ace, py
5578	Glycine, ethyl ester, hydrochloride	Ethyl aminoacetate hydrochloride	C ₄ H ₁₀ ClNO ₂	623-33-6	139.581		144				vs H ₂ O, EtOH
5579	Glycine, hydrochloride		C ₂ H ₆ ClNO ₂	6000-43-7	111.528	hyg orth nd (w)	200.5				vs H ₂ O
5580	Glycocholic acid		C ₂₆ H ₄₃ NO ₆	475-31-0	465.622	nd (w)	166.5				sl H ₂ O, eth; vs EtOH
5581	Glycocyanine		C ₃ H ₇ N ₃ O ₂	352-97-6	117.107	pl or nd (w)	282				sl H ₂ O, EtOH, eth
5582	Glycogen		(C ₆ H ₁₀ O ₅) _x	9005-79-2	162.140	wh pow					vs H ₂ O; i EtOH, eth
5583	Glycolaldehyde		C ₂ H ₂ O ₂	141-46-8	60.052	pl	97		1.366 ¹⁰⁰	1.4772 ¹⁹	s chl
5584	Glycolic acid		C ₂ H ₄ O ₃	79-14-1	76.051	orth nd (w) lf (eth)	79.5	100			s H ₂ O, EtOH, eth
5585	<i>N</i> -Glycolylneuraminic acid	<i>N</i> -(Hydroxyacetyl)neuraminic acid	C ₁₁ H ₁₉ NO ₁₀	1113-83-3	325.270		186				
5586	Glycopyrrolate		C ₁₉ H ₂₈ BrNO ₃	596-51-0	398.334			192.5			
5587	Glycylalanine	<i>N</i> -Alanylglycine	C ₆ H ₁₀ N ₂ O ₃	1188-01-8	146.144			237 dec			s H ₂ O; i EtOH, eth
5588	<i>L</i> -Glycylasparagine		C ₈ H ₁₁ N ₃ O ₄	1999-33-3	189.169	nd (EtOH aq)	216				s H ₂ O; sl EtOH
5589	<i>N</i> -Glycylglycine	2-(Aminoacetamido)acetic acid	C ₆ H ₈ N ₂ O ₃	556-50-3	132.118			263 dec			s H ₂ O
5590	<i>N</i> -(<i>N</i> -Glycylglycyl)glycine		C ₈ H ₁₁ N ₃ O ₄	556-33-2	189.169	nd (dil al)		246 dec			s H ₂ O; i EtOH, eth
5591	<i>N</i> -Glycyl- <i>L</i> -leucine		C ₈ H ₁₆ N ₂ O ₃	869-19-2	188.224	pl (dil al) pl (dil al)		256 dec			vs H ₂ O; i EtOH
5592	<i>N</i> -Glycyl- <i>L</i> -phenylalanine		C ₁₁ H ₁₄ N ₂ O ₃	3321-03-7	222.240			266			s H ₂ O
5593	<i>N</i> -Glycylserine, (<i>DL</i>)		C ₆ H ₁₀ N ₂ O ₄	687-38-7	162.144			198 dec			
5594	Glycyrrhizic acid		C ₄₂ H ₆₂ O ₁₆	1405-86-3	822.931	pl or pr (HOAc)		220 dec			vs H ₂ O, EtOH; i eth
5595	Glyodin	1 <i>H</i> -Imidazole, 2-heptadecyl-4,5-dihydro-, monoacetate	C ₂₂ H ₄₄ N ₂ O ₂	556-22-9	368.596				1.035 ²⁰		
5596	Glyoxal		C ₂ H ₂ O ₂	107-22-2	58.036	ye pr	15	50.4	1.14 ²⁰	1.3826 ²⁰	vs H ₂ O; s EtOH, eth
5597	Glyoxal bis(2-hydroxyanil)	2,2'-Benzoxazoline	C ₁₄ H ₁₂ N ₂ O ₂	1149-16-2	240.257			202			s DMSO
5598	Glyoxylic acid		C ₂ H ₂ O ₃	298-12-4	74.035	orth pr (w+1/2)	98				vs H ₂ O; sl EtOH, eth, bz
5599	Glyphosate	Glycine, <i>N</i> -(phosphonomethyl)-	C ₃ H ₈ NO ₃ P	1071-83-6	169.074			230 dec			
5600	Glyphosate isopropylamine salt		C ₆ H ₁₇ N ₂ O ₃ P	38641-94-0	228.183	cry					vs H ₂ O
5601	Glyphosine	Glycine, <i>N,N</i> -bis(phosphonomethyl)-	C ₄ H ₁₁ NO ₈ P ₂	2439-99-8	263.080	wh cry					s H ₂ O
5602	Grayanotoxin I		C ₂₂ H ₃₆ O ₇	4720-09-6	412.517	cry (AcOEt/ C ₃ H ₁₂)		268			
5603	Griseofulvin, (+)		C ₁₇ H ₁₇ ClO ₆	126-07-8	352.766	oct or orth cry (bz)		220			i H ₂ O; sl EtOH, eth, ace, bz, AcOEt, chl
5604	Guaial		C ₁₅ H ₂₆ O	489-86-1	222.366	trg pr (al)	91	dec 288; 165 ¹⁷	0.9074 ¹⁰⁰	1.4716 ¹⁰⁰	i H ₂ O; s EtOH, eth
5605	Guanabenz		C ₉ H ₈ Cl ₂ N ₄	5051-62-7	231.083	wh solid		228 dec			
5606	Guanadrel sulfate (2:1)		C ₂₀ H ₄₀ N ₆ O ₈ S	22195-34-2	524.632	cry (MeOH/ EtOH)		214			
5607	Guanethidine		C ₁₀ H ₂₂ N ₄	55-65-2	198.309	wh cry (MeOH)		226			
5608	Guanidine	Aminomethanamide	CH ₅ N ₃	113-00-8	59.071	cry		50			vs H ₂ O, EtOH
5609	Guanidine monohydrochloride		CH ₆ ClN ₃	50-01-1	95.532	orth bipym (al)		182.3	1.354 ²⁰		vs H ₂ O, EtOH
5610	Guanidine mononitrate		CH ₅ N ₃ O ₃	506-93-4	122.084	lf (w)		217		dec	vs H ₂ O, EtOH
5611	Guanidine, sulfate (2:1)		C ₂ H ₁₂ N ₆ O ₄ S	594-14-9	216.219			292 dec			
5612	2-Guanidinoethanesulfonic acid	Taurocyamine	C ₃ H ₉ N ₃ O ₃ S	543-18-0	167.186	cry (EtOH, ace)		227			
5613	3-Guanidinopropanoic acid	<i>N</i> -Amidino-β-alanine	C ₄ H ₉ N ₃ O ₂	353-09-3	131.133	cry (EtOH)		210			
5614	Guanine		C ₅ H ₅ N ₅ O	73-40-5	151.127	nd or pl (aq NH ₃)		360 dec		sub	i H ₂ O, HOAc; sl EtOH, eth; s alk, acid
5615	Guanosine	2-Amino-1,9-dihydro-9-β- <i>D</i> -ribofuranosyl-6 <i>H</i> -purin-6-one	C ₁₀ H ₁₃ N ₅ O ₅	118-00-3	283.241	nd (w)		239 dec			sl H ₂ O; i EtOH, eth; vs HOAc
5616	Guanosine 5'-diphosphate	Guanosine 5'-(trihydrogen diphosphate)	C ₁₀ H ₁₃ N ₅ O ₁₁ P ₂	146-91-8	443.201	amorp solid					
5617	Guanosine 5'-monophosphate	5'-Guanylic acid	C ₁₀ H ₁₄ N ₅ O ₈ P	85-32-5	363.221	hyg cry		190 dec			sl H ₂ O



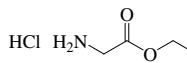
Glycerol tritridecanoate



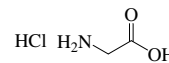
Glycerone phosphate



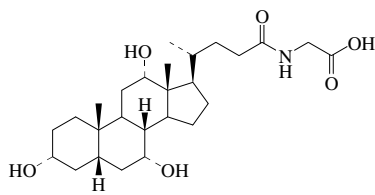
Glycine



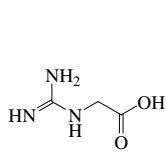
Glycine, ethyl ester, hydrochloride



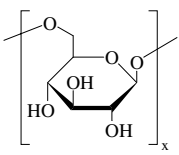
Glycine, hydrochloride



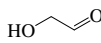
Glycocholic acid



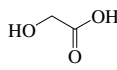
Glycocyanine



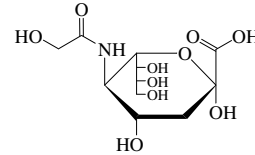
Glycogen



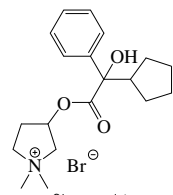
Glycolaldehyde



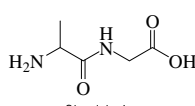
Glycolic acid



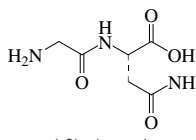
N-Glycolylneuraminic acid



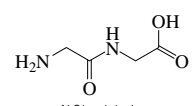
Glycopyrrolate



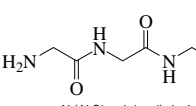
Glycylalanine



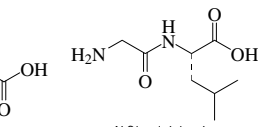
L-Glycylasparagine



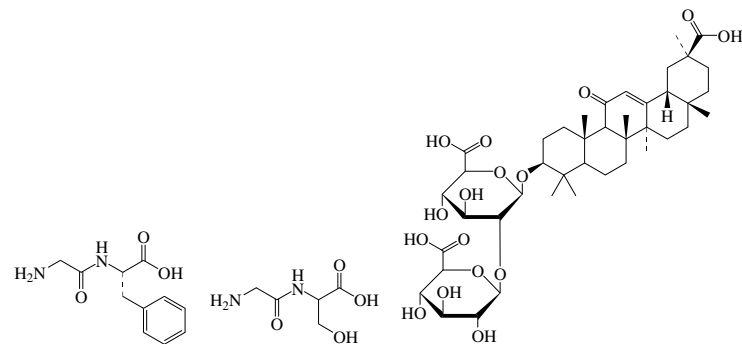
N-Glycylglycine



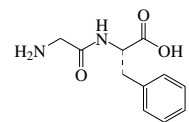
N-(N-Glycylglycyl)glycine



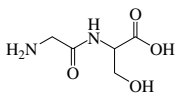
N-Glycyl-L-leucine



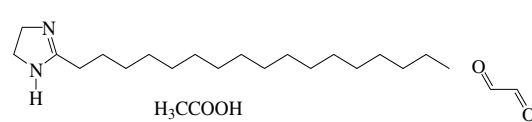
Glycyrrhizic acid



N-Glycyl-L-phenylalanine



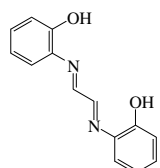
N-Glycylserine, (DL)

H₃CCOOH

Glyodin



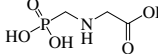
Glyoxal



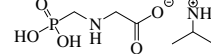
Glyoxal bis(2-hydroxyanil)



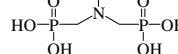
Glyoxylic acid



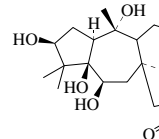
Glyphosate



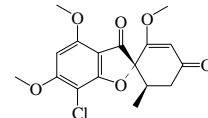
Glyphosate isopropylamine salt



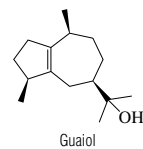
Glyphosine



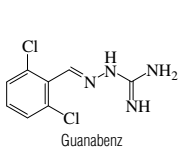
Grayanotoxin I



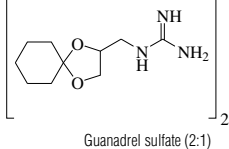
Griseofulvin, (+)



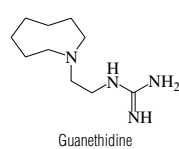
Guaiol



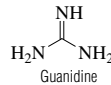
Guanabenz



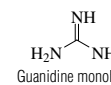
Guanadrel sulfate (2:1)



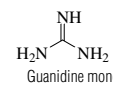
Guanethidine



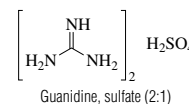
Guanidine



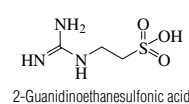
Guanidine monohydrochloride



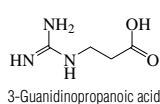
Guanidine mononitrate



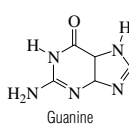
Guanidine, sulfate (2:1)



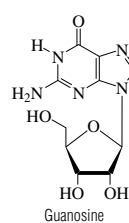
2-Guanidinoethanesulfonic acid



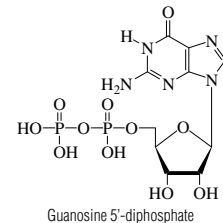
3-Guanidinopropanoic acid



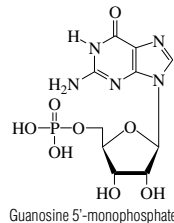
Guanine



Guanosine

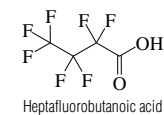
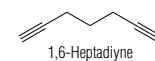
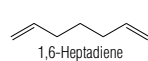
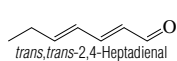
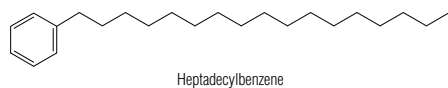
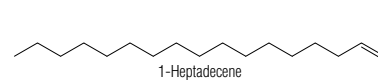
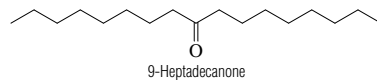
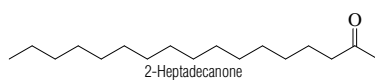
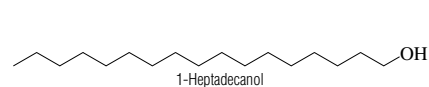
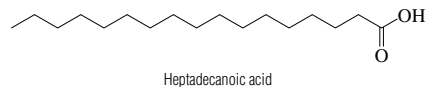
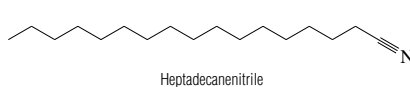
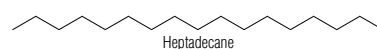
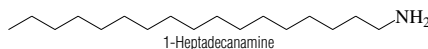
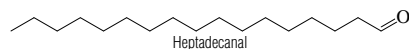
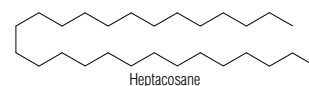
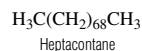
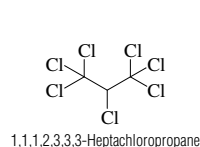
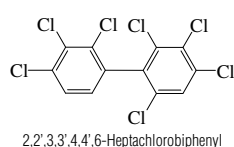
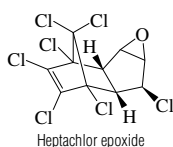
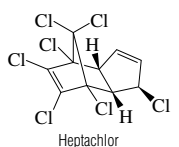
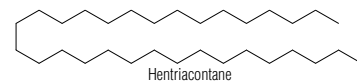
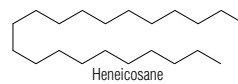
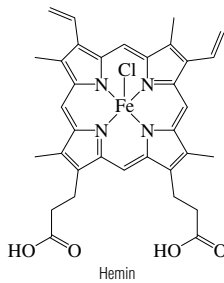
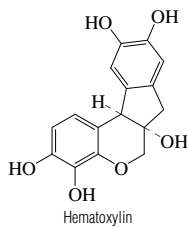
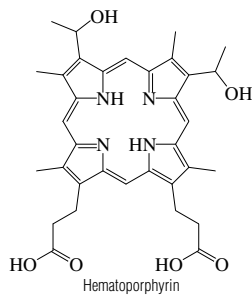
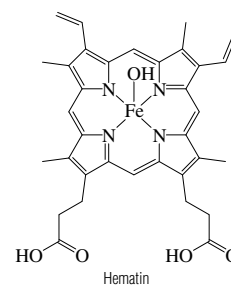
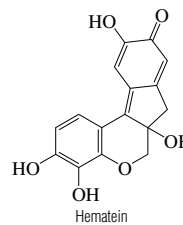
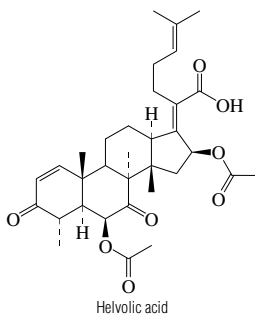
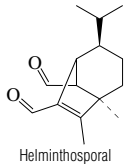
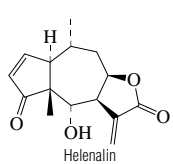
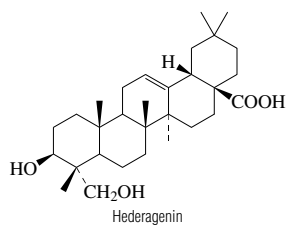
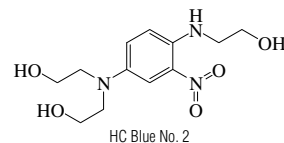
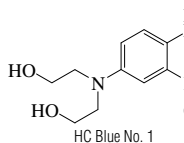
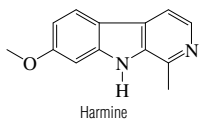
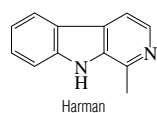
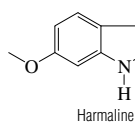
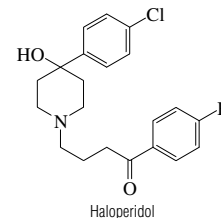
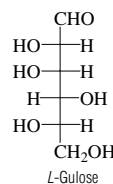
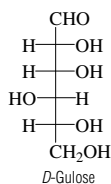
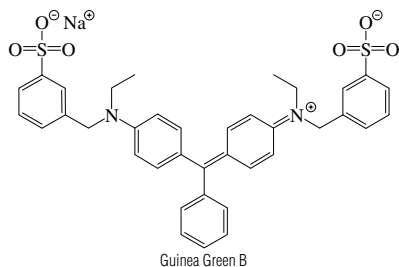
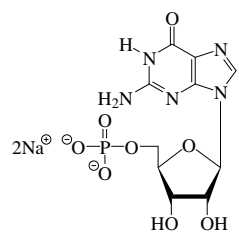


Guanosine 5'-diphosphate

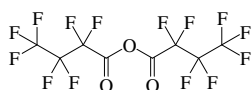


Guanosine 5'-monophosphate

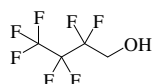
No.	Name	Synonym	Mol. Form.	CAS RN	Mol. Wt.	Physical Form	mp/°C	bp/°C	den/ g cm ⁻³	n _D	Solubility
5618	Guanosine 5'-monophosphate, disodium salt	5'-Guanilic acid, disodium salt	C ₁₀ H ₁₂ N ₅ Na ₂ O ₈ P	5550-12-9	407.185		195 dec				sl H ₂ O
5619	Guinea Green B	C.I. Acid Green 3	C ₃₇ H ₃₅ N ₇ NaO ₆ S ₂	4680-78-8	690.803	dk grn pow					s H ₂ O; sl EtOH
5620	D-Gulose		C ₆ H ₁₂ O ₆	4205-23-6	180.155	syr		dec			vs H ₂ O
5621	L-Gulose		C ₆ H ₁₂ O ₆	6027-89-0	180.155	syr		dec			vs H ₂ O
5622	Haloperidol		C ₂₁ H ₂₃ ClFNO ₂	52-86-8	375.865		151.5				
5623	Harmaline	4,9-Dihydro-7-methoxy-1-methyl-3H-pyrido[3,4-b]indole	C ₁₃ H ₁₄ N ₂ O	304-21-2	214.262	tab (MeOH) orth pr (al)	230				sl H ₂ O, EtOH, eth; s chl, py
5624	Harman	1-Methyl-9H-pyrido[3,4-b]indole	C ₁₂ H ₁₀ N ₂	486-84-0	182.220	bl flr orth cry (hp)	236.5				
5625	Harmine	7-Methoxy-1-methyl-9H-pyrido[3,4-b]indole	C ₁₃ H ₁₂ N ₂ O	442-51-3	212.246	orth (al), pr (MeOH)	273	sub			sl H ₂ O, chl, EtOH, eth; s py
5626	HC Blue No. 1		C ₁₁ H ₁₇ N ₃ O ₄	2784-94-3	255.271	blk cry	100				
5627	HC Blue No. 2		C ₁₂ H ₁₉ N ₃ O ₅	33229-34-4	285.296	dk bl-blk cry	110				
5628	Hectane		C ₁₀₀ H ₂₀₂	6703-98-6	1404.67		117				
5629	Hederagenin		C ₃₀ H ₄₈ O ₄	465-99-6	472.700	pr (al)	333				
5630	Helenalin		C ₁₅ H ₁₆ O ₄	6754-13-8	262.302	cry (EtOH)	226				sl H ₂ O; s EtOH, chl
5631	Helminthosporal		C ₁₅ H ₂₂ O ₂	723-61-5	234.335		58	1170.015			
5632	Helvolic acid		C ₃₃ H ₄₄ O ₈	29400-42-8	568.697	nd (dil HOAc)	212 dec				sl H ₂ O, EtOH; s eth, ace, bz, diox
5633	Hematein		C ₁₆ H ₁₂ O ₆	475-25-2	300.262	red-br cry	250 dec				i H ₂ O, eth, bz, chl; sl EtOH, HOAc
5634	Hematin		C ₃₄ H ₃₃ FeN ₄ O ₅	15489-90-4	633.495	br pow (py)	>200				i H ₂ O, eth; s EtOH, alk; sl py, HOAc
5635	Hematoporphyrin		C ₃₄ H ₃₈ N ₄ O ₆	14459-29-1	598.689	deep red cry	172.5				i H ₂ O; s EtOH; sl eth, chl
5636	Hematoxylin		C ₁₆ H ₁₄ O ₆	517-28-2	302.278	ye cry	140				sl H ₂ O, eth; s alk, EtOH
5637	Hemin		C ₃₄ H ₃₂ ClFeN ₄ O ₄	16009-13-5	651.941	long blades (gl HOAc)	>300				
5638	Heneicosane		C ₂₁ H ₄₄	629-94-7	296.574	cry (w)	40.01	356.5	0.7919 ²⁰	1.4441 ²⁰	i H ₂ O; sl EtOH; s peth
5639	Hentriacontane	Untriacontane	C ₃₁ H ₆₄	630-04-6	436.840	lf (AcOEt)	67.9	458	0.781 ⁶⁸	1.4278 ⁶⁰	sl EtOH, eth, bz, chl; s peth
5640	Heptachlor		C ₁₀ H ₅ Cl ₇	76-44-8	373.318	wh cry	95.5		1.57 ⁹		vs bz, eth, EtOH, lig
5641	Heptachlor epoxide		C ₁₀ H ₅ Cl ₇ O	1024-57-3	389.317		160				
5642	2,2',3,3',4,4',6-Heptachlorobiphenyl		C ₁₂ H ₃ Cl ₇	52663-71-5	395.323	cry	117.5				i H ₂ O
5643	1,1,1,2,3,3,3-Heptachloropropane		C ₃ HCl ₇	3849-33-0	285.211		11	249	1.7921 ³⁴	1.5427 ²¹	vs chl
5644	Heptacontane		C ₇₀ H ₁₄₂	7719-93-9	983.876		107	647			
5645	Heptacosane		C ₂₇ H ₅₆	593-49-7	380.734	cry (al, bz) lf (AcOEt)	59.23	442	0.7796 ⁶⁰	1.4345 ⁶⁵	i H ₂ O, EtOH; sl eth
5646	Heptadecanal	Margaric aldehyde	C ₁₇ H ₃₄ O	629-90-3	254.451	nd (peth), cry (al)	36	204 ²⁶			vs bz, eth
5647	1-Heptadecanamine		C ₁₇ H ₃₇ N	4200-95-7	255.483		49	336	0.8510 ²⁰	1.4510 ²⁰	i H ₂ O; s EtOH, eth
5648	Heptadecane		C ₁₇ H ₃₆	629-78-7	240.468	hex lf	22.0	302.0	0.7780 ²⁰	1.4369 ²⁰	i H ₂ O; sl EtOH, ctc; s eth
5649	Heptadecanenitrile		C ₁₇ H ₃₃ N	5399-02-0	251.451	cry (al)	34	349	0.8315 ²⁰	1.4467 ²⁰	i H ₂ O; sl EtOH, chl; vs eth
5650	Heptadecanoic acid	Margaric acid	C ₁₇ H ₃₄ O ₂	506-12-7	270.451	pl (peth)	61.3	227 ¹⁰⁰	0.8532 ⁶⁰	1.4342 ⁶⁰	i H ₂ O; sl EtOH; s eth, ace, bz, chl
5651	1-Heptadecanol	Margaryl alcohol	C ₁₇ H ₃₆ O	1454-85-9	256.467	lf (al), cry (ace)	53.9	324	0.8475 ²⁰		i H ₂ O; s EtOH, eth
5652	2-Heptadecanone	Pentadecyl methyl ketone	C ₁₇ H ₃₄ O	2922-51-2	254.451	pl (dil al)	48	320	0.8049 ⁴⁸		i H ₂ O; sl EtOH; s ace, peth; vs bz, eth
5653	9-Heptadecanone		C ₁₇ H ₃₄ O	540-08-9	254.451	pl (MeOH)	53	251.5; 1421.5	0.8140 ⁴⁸		sl EtOH; s MeOH
5654	1-Heptadecene	Hexahydroaplotaxene	C ₁₇ H ₃₄	6765-39-5	238.452		11.5	300	0.7852 ²⁰	1.4432 ²⁰	i H ₂ O; vs eth; s bz; msc lig
5655	Heptadecylbenzene	1-Phenylheptadecane	C ₂₃ H ₄₀	14752-75-1	316.564		32	397	0.8546 ²⁰	1.4810 ²⁰	
5656	trans,trans-2,4-Heptadienal		C ₇ H ₁₀ O	4313-03-5	110.153			84.5	0.881 ²⁵	1.5315 ²⁰	
5657	1,6-Heptadiene		C ₇ H ₁₂	3070-53-9	96.170	liq		90			
5658	1,6-Heptadiyne		C ₇ H ₈	2396-63-6	92.139	liq	-85	112	0.8164 ¹⁷	1.451 ¹⁷	i H ₂ O; s bz, HOAc
5659	Heptafluorobutanoic acid		C ₄ HF ₇ O ₂	375-22-4	214.039	liq	-17.5	121	1.651 ²⁰	1.295 ²⁵	s H ₂ O, eth, tol; i peth



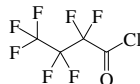
No.	Name	Synonym	Mol. Form.	CAS RN	Mol. Wt.	Physical Form	mp/°C	bp/°C	den/ g cm ⁻³	n _D	Solubility
5660	Heptafluorobutanoic anhydride		C ₈ F ₁₄ O ₃	336-59-4	410.062	liq	-43	106.5	1.665 ²⁰	1.285 ²⁰	
5661	2,2,3,3,4,4,4-Heptafluoro-1-butanol		C ₄ H ₃ F ₇ O	375-01-9	200.055			95	1.600 ²⁰	1.294 ²⁰	s EtOH, ace
5662	Heptafluorobutanyl chloride		C ₄ ClF ₇ O	375-16-6	232.484			38.5	1.55 ²⁰	1.288 ²⁰	
5663	6,6,7,7,8,8,8-Heptafluoro-2,2-dimethyl-3,5-octanedione		C ₁₀ H ₁₁ F ₇ O ₂	17587-22-3	296.182		38	46 ^s	1.273 ²⁵	1.3766 ²⁰	
5664	Heptafluoro-2-iodopropane	Perfluoroisopropyl iodide	C ₃ F ₇ I	677-69-0	295.925			38	1.3298 ²⁰		
5665	1,1,1,2,3,3,3-Heptafluoropropane	Refrigerant 227ea	C ₃ HF ₇	431-89-0	170.029	col gas	-131	-16.4			
5666	2,2,4,4,6,8,8-Heptamethylnonane		C ₁₆ H ₃₄	4390-04-9	226.441			246.3			
5667	1,1,1,3,5,5,5-Heptamethyltrisiloxane		C ₇ H ₂₂ O ₂ Si ₃	1873-88-7	222.506			142	0.8194 ²⁰	1.3818 ²⁰	
5668	Heptanal	Heptaldehyde	C ₇ H ₁₄ O	111-71-7	114.185	liq	-43.4	152.8	0.8132 ²⁵	1.4113 ²⁰	sl H ₂ O, ctc; msc EtOH, eth
5669	Heptanal oxime	Enanthaldoxime	C ₇ H ₁₅ NO	629-31-2	129.200	pl (al)	57.5	195	0.8583 ²⁵	1.4210 ²⁰	sl H ₂ O; s EtOH, eth
5670	2-Heptanamine	Tuaminoheptane	C ₇ H ₁₇ N	123-82-0	115.217			142	0.7665 ¹⁹	1.4199 ¹⁹	sl H ₂ O, chl; s EtOH, eth, peth
5671	4-Heptanamine		C ₇ H ₁₇ N	16751-59-0	115.217			139.5	0.767 ²⁰	1.4172 ²⁰	
5672	Heptane		C ₇ H ₁₆	142-82-5	100.202	liq	-90.55	98.4	0.6795 ²⁵	1.3855 ²⁵	i H ₂ O; vs EtOH; msc eth, bz, chl; s ctc
5673	1,7-Heptanediamine		C ₇ H ₁₈ N ₂	646-19-5	130.231		25.32	224			s EtOH, eth, ace
5674	Heptanedinitrile		C ₇ H ₁₀ N ₂	646-20-8	122.167		-31.4	155 ¹⁴	0.949 ¹⁸	1.4472 ²⁰	i H ₂ O; msc EtOH, eth, chl
5675	Heptanedioic acid	Pimelic acid	C ₇ H ₁₂ O ₄	111-16-0	160.168	pr (w)	106	272 ¹⁰⁰ , 212 ¹⁰	1.329 ¹⁵		s H ₂ O, EtOH, eth; i bz
5676	1,7-Heptanediol		C ₇ H ₁₆ O ₂	629-30-1	132.201		22.5	262	0.9569 ²⁵	1.4520 ²⁵	vs eth, EtOH
5677	2,3-Heptanedione	Acetyl valeryl	C ₇ H ₁₂ O ₂	96-04-8	128.169			144; 46 ¹³	0.919 ¹⁸	1.4150 ¹⁸	
5678	3,5-Heptanedione	Dipropionylmethane	C ₇ H ₁₂ O ₂	7424-54-6	128.169			175; 79 ³⁰	0.945 ²⁰		
5679	Heptanedioyl dichloride		C ₇ H ₁₀ Cl ₂ O ₂	142-79-0	197.059			137 ¹⁵			
5680	Heptanenitrile		C ₇ H ₁₃ N	629-08-3	111.185	liq	-64	183; 71 ¹⁰	0.8106 ²⁰	1.4104 ³⁰	i H ₂ O; s eth, ace, bz, HOAc
5681	1-Heptanethiol	Heptyl mercaptan	C ₇ H ₁₆ S	1639-09-4	132.267	liq	-43	176.9	0.8427 ²⁰	1.4521 ²⁰	i H ₂ O; msc EtOH, eth; s chl
5682	2,4,6-Heptanetrione		C ₇ H ₁₀ O ₃	626-53-9	142.152	lf	49	121 ¹⁰	1.0599 ³⁰	1.4930 ²⁰	vs H ₂ O, eth, EtOH
5683	Heptanoic acid	Enanthic acid	C ₇ H ₁₄ O ₂	111-14-8	130.185	liq	-7.17	222.2	0.9124 ²⁵	1.4170 ²⁰	sl H ₂ O, ctc; s EtOH, eth, ace
5684	Heptanoic anhydride		C ₁₄ H ₂₆ O ₃	626-27-7	242.354	liq	-12.4	269.5	0.9321 ²⁰	1.4335 ¹⁵	i H ₂ O; s EtOH, eth
5685	1-Heptanol	Heptyl alcohol	C ₇ H ₁₆ O	111-70-6	116.201	liq	-33.2	176.45	0.8219 ²⁰	1.4249 ²⁰	sl H ₂ O, ctc; msc EtOH, eth
5686	2-Heptanol, (±)		C ₇ H ₁₆ O	52390-72-4	116.201			159	0.8167 ²⁰	1.4210 ²⁰	sl H ₂ O, ctc; s EtOH, eth
5687	3-Heptanol, (S)		C ₇ H ₁₆ O	26549-25-7	116.201	liq	-70	157; 66 ¹⁸	0.8227 ²⁰	1.4201 ²⁰	sl H ₂ O, ctc; s EtOH, eth
5688	4-Heptanol	Dipropylcarbinol	C ₇ H ₁₆ O	589-55-9	116.201	liq	-41.2	156	0.8183 ²⁰	1.4205 ²⁰	sl H ₂ O; s EtOH, eth
5689	2-Heptanone	Methyl pentyl ketone	C ₇ H ₁₄ O	110-43-0	114.185	liq	-35	151.05	0.8111 ²⁰	1.4088 ²⁰	vs H ₂ O; s EtOH, eth
5690	3-Heptanone	Ethyl butyl ketone	C ₇ H ₁₄ O	106-35-4	114.185	liq	-39	147	0.8183 ²⁰	1.4057 ²⁰	sl H ₂ O, ctc; msc EtOH, eth
5691	4-Heptanone	Dipropyl ketone	C ₇ H ₁₄ O	123-19-3	114.185	liq	-33	144	0.8174 ²⁰	1.4069 ²⁰	i H ₂ O; msc EtOH, eth; s ctc
5692	Heptanoyl chloride		C ₇ H ₁₃ ClO	2528-61-2	148.630	liq	-83.8	125.2	0.9590 ²⁰	1.4345 ¹⁸	s eth; sl ctc; vs lig
5693	2-Heptenal	Butylacrolein	C ₇ H ₁₂ O	2463-63-0	112.169			166	0.864 ¹⁷	1.4468 ¹⁷	
5694	1-Heptene		C ₇ H ₁₄	592-76-7	98.186	liq	-118.9	93.64	0.6970 ²⁰	1.3998 ²⁰	i H ₂ O; s EtOH, eth; sl ctc
5695	cis-2-Heptene		C ₇ H ₁₄	6443-92-1	98.186			98.4	0.708 ²⁰	1.406 ²⁰	i H ₂ O; s EtOH, eth, ace, bz, chl; sl ctc
5696	trans-2-Heptene		C ₇ H ₁₄	14686-13-6	98.186	liq	-109.5	98	0.7012 ²⁰	1.4045 ²⁰	i H ₂ O; s EtOH, eth, ace, bz, peth, chl
5697	cis-3-Heptene		C ₇ H ₁₄	7642-10-6	98.186	liq	-136.6	95.8	0.7030 ²⁰	1.4059 ²⁰	i H ₂ O; s EtOH, eth, ace, bz, peth, chl
5698	trans-3-Heptene		C ₇ H ₁₄	14686-14-7	98.186	liq	-136.6	95.7	0.6981 ²⁰	1.4043 ²⁰	i H ₂ O; s EtOH, eth, ace, bz, chl; sl ctc
5699	6-Heptenoic acid		C ₇ H ₁₂ O ₂	1119-60-4	128.169	liq	-6.5	226	0.9515 ¹⁴	1.4404 ¹⁴	
5700	1-Hepten-4-ol		C ₇ H ₁₄ O	3521-91-3	114.185			152.1	0.8384 ²²	1.4347 ²⁰	



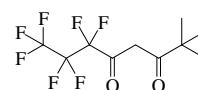
Heptafluorobutanoic anhydride



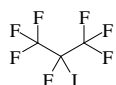
2,2,3,3,4,4,4-Heptafluoro-1-butanol



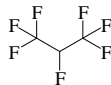
Heptafluorobutanoyl chloride



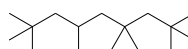
6,6,7,7,8,8,8-Heptafluoro-2,2-dimethyl-3,5-octanedione



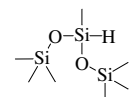
Heptafluoro-2-iodopropane



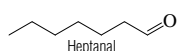
1,1,1,2,3,3,3-Heptafluoropropane



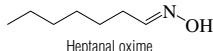
2,2,4,4,6,8,8-Heptamethylnonane



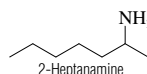
1,1,1,3,5,5,5-Heptamethyltrisiloxane



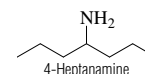
Heptanal



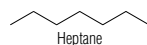
Heptanal oxime



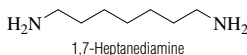
2-Heptanamine



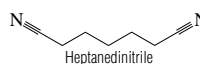
4-Heptanamine



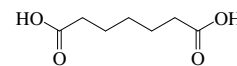
Heptane



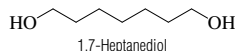
1,7-Heptanediamine



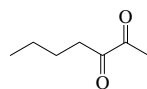
Heptanedinitrile



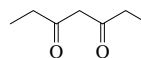
Heptanedioic acid



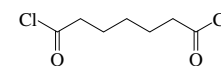
1,7-Heptanediol



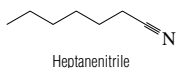
2,3-Heptanedione



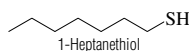
3,5-Heptanedione



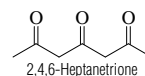
Heptanedioyl dichloride



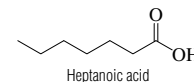
Heptanenitrile



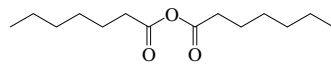
1-Heptanethiol



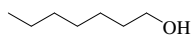
2,4,6-Heptanetrione



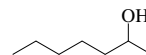
Heptanoic acid



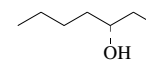
Heptanoic anhydride



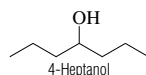
1-Heptanol



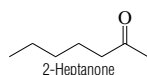
2-Heptanol, (±)



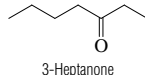
3-Heptanol, (S)



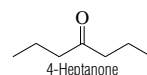
4-Heptanol



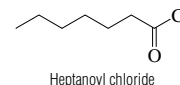
2-Heptanone



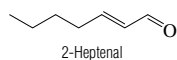
3-Heptanone



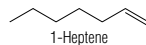
4-Heptanone



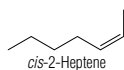
Heptanoyl chloride



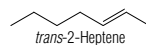
2-Heptenal



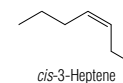
1-Heptene



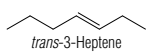
cis-2-Heptene



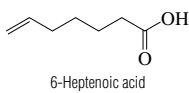
trans-2-Heptene



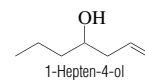
cis-3-Heptene



trans-3-Heptene

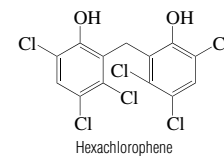
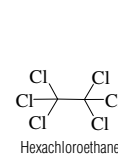
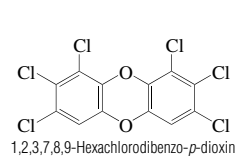
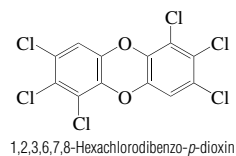
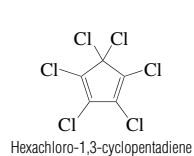
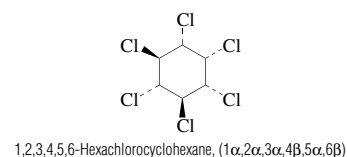
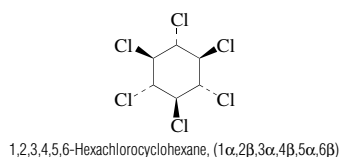
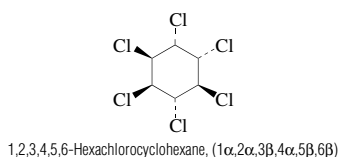
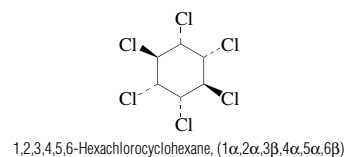
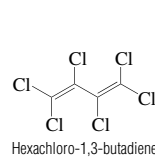
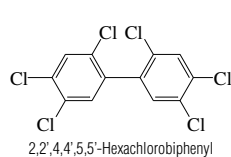
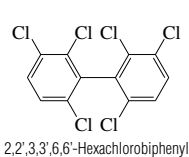
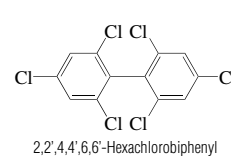
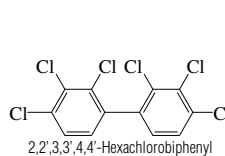
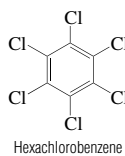
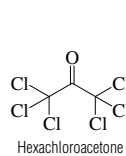
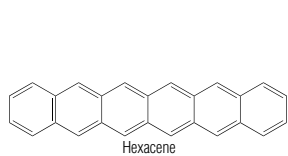
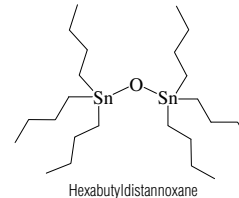
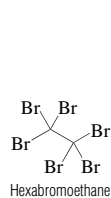
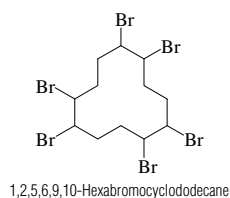
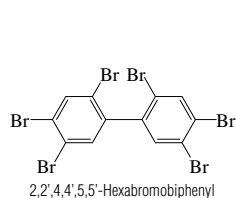
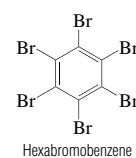
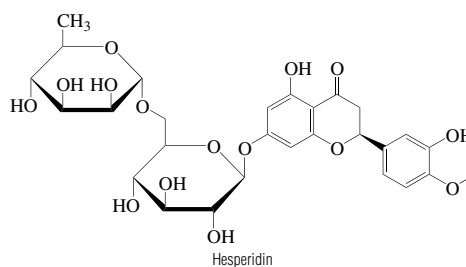
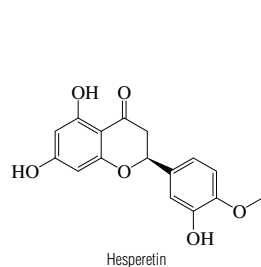
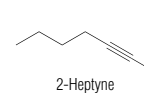
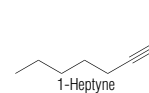
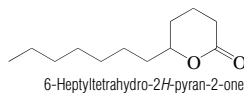
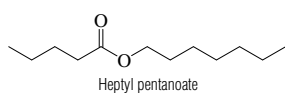
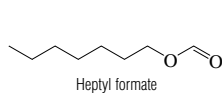
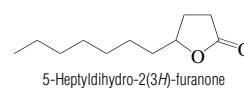
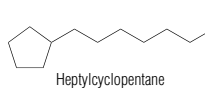
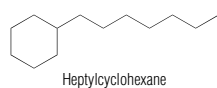
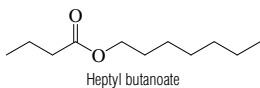
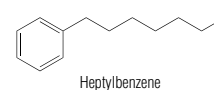
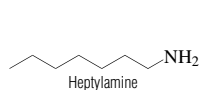
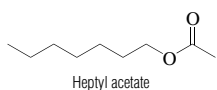
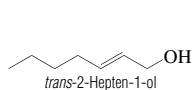


6-Heptenoic acid

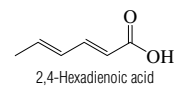
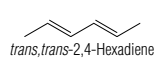
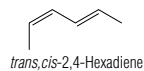
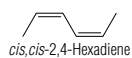
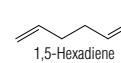
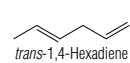
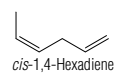
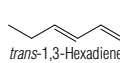
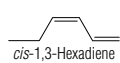
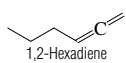
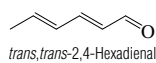
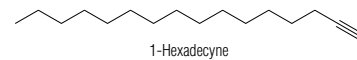
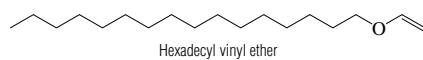
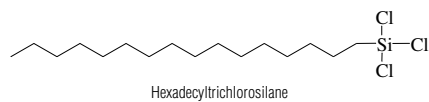
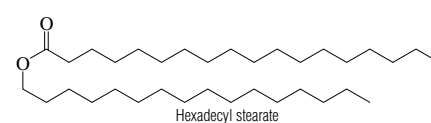
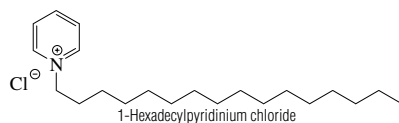
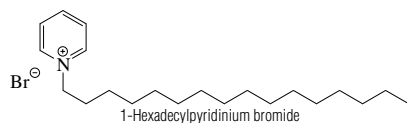
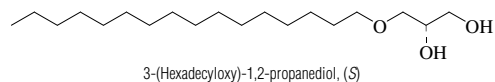
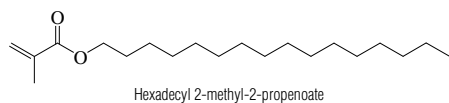
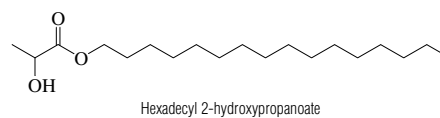
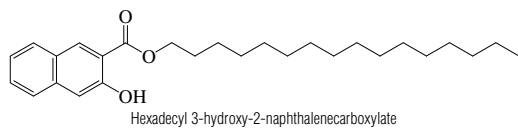
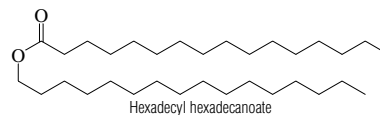
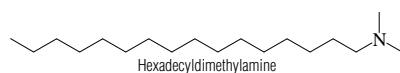
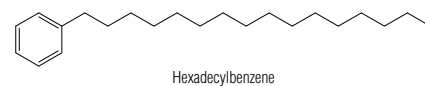
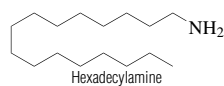
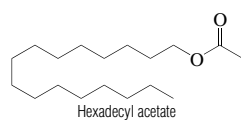
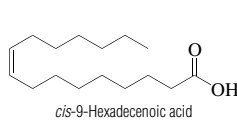
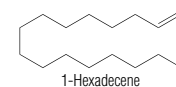
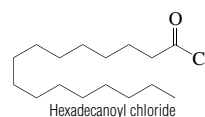
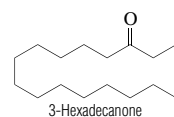
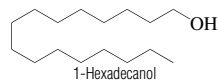
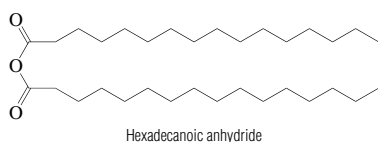
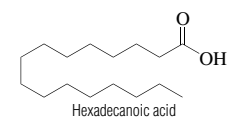
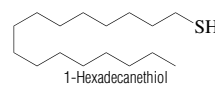
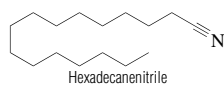
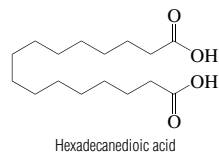
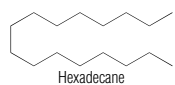
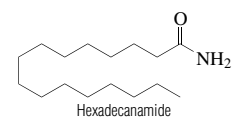
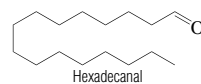
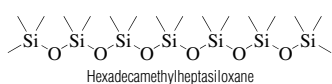
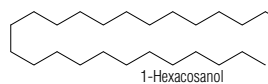
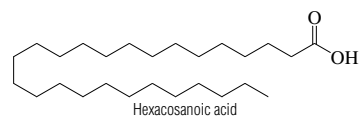
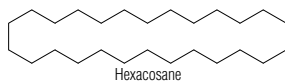
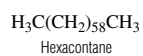
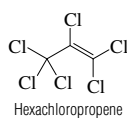


1-Hepten-4-ol

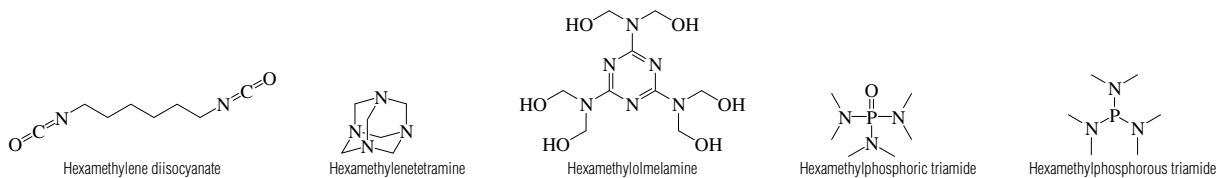
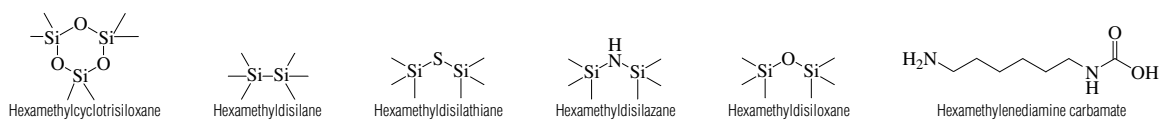
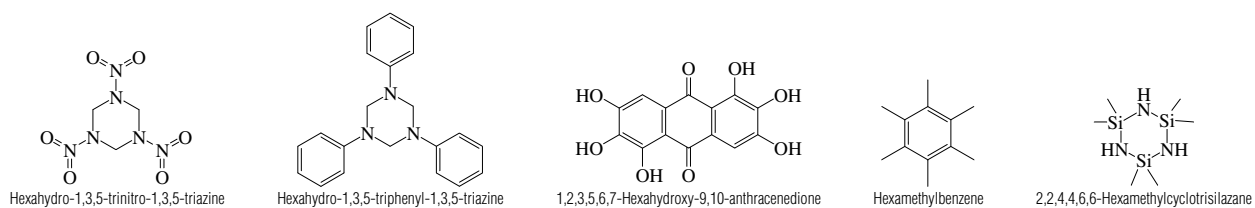
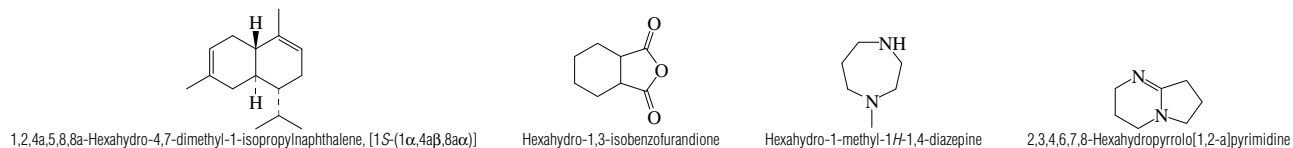
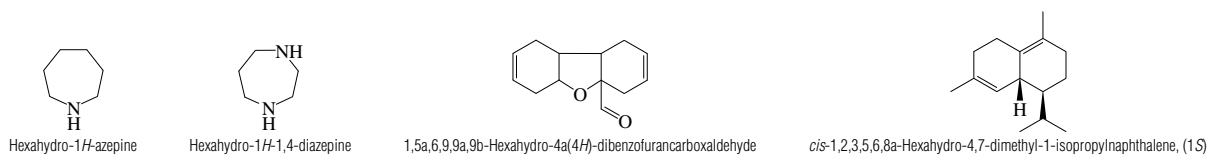
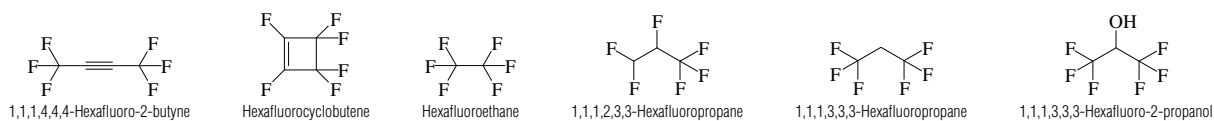
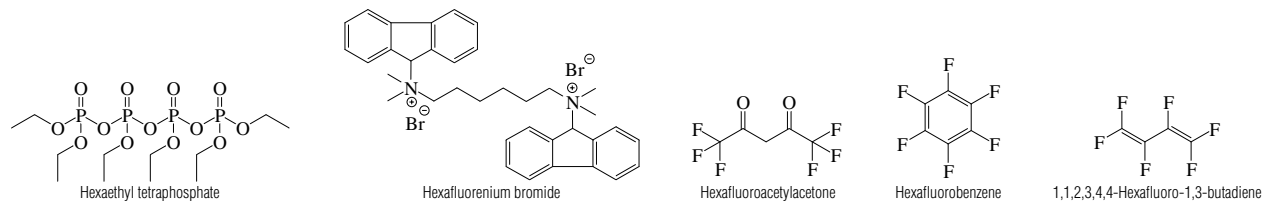
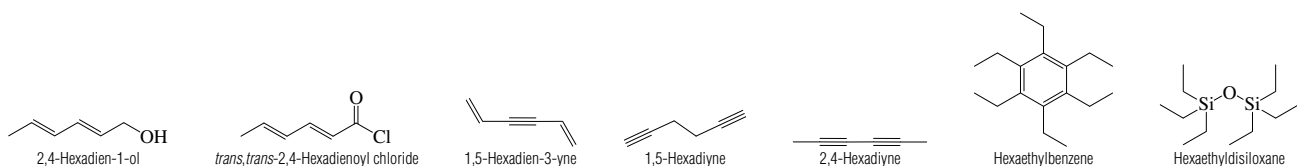
No.	Name	Synonym	Mol. Form.	CAS RN	Mol. Wt.	Physical Form	mp/°C	bp/°C	den/ g cm ⁻³	n _D	Solubility
5701	<i>trans</i> -2-Hepten-1-ol		C ₇ H ₁₄ O	33467-76-4	114.185			178; 75 ¹⁰	0.8516 ²⁰	1.4460 ²⁰	s EtOH, ace
5702	Heptyl acetate		C ₉ H ₁₈ O ₂	112-06-1	158.238	liq	-50.2	193	0.8750 ¹⁵	1.4150 ²⁰	i H ₂ O; s EtOH, eth, ctc
5703	Heptylamine	1-Heptanamine	C ₇ H ₁₇ N	111-68-2	115.217	liq	-18	156	0.7754 ²⁰	1.4251 ²⁰	sl H ₂ O, chl; msc EtOH, eth
5704	Heptylbenzene		C ₁₃ H ₂₀	1078-71-3	176.298	liq	-48	240; 109 ¹⁰	0.8567 ²⁰	1.4865 ²⁰	i H ₂ O; s bz, chl
5705	Heptyl butanoate		C ₁₁ H ₂₂ O ₂	5870-93-9	186.292	liq	-57.5	225.8	0.8637 ²⁰	1.4231 ²⁰	vs EtOH
5706	Heptylcyclohexane		C ₁₃ H ₂₆	5617-41-4	182.345	liq	-30	244	0.8109 ²⁰	1.4484 ²⁰	
5707	Heptylcyclopentane		C ₁₂ H ₂₄	5617-42-5	168.319	liq	-53	224	0.8010 ²⁰	1.4421 ²⁰	vs ace, bz, eth, EtOH
5708	5-Heptyldihydro-2(3 <i>H</i>)-furanone	4-Hydroxyundecanoic acid lactone	C ₁₁ H ₂₀ O ₂	104-67-6	184.276			286	0.9494 ²⁰	1.4512 ²⁰	vs EtOH
5709	Heptyl formate		C ₈ H ₁₆ O ₂	112-23-2	144.212			178.1	0.8784 ²⁰	1.4140 ²⁰	i H ₂ O; msc EtOH, eth
5710	Heptyl pentanoate		C ₁₂ H ₂₄ O ₂	5451-80-9	200.318	liq	-46.4	245.2	0.8623 ²⁰	1.4254 ¹⁵	vs ace, eth, EtOH
5711	6-Heptyltetrahydro-2 <i>H</i> -pyran-2-one	5-Dodecanolide	C ₁₂ H ₂₂ O ₂	713-95-1	198.302	liq	-12	101 ⁰³			
5712	1-Heptyne		C ₇ H ₁₂	628-71-7	96.170	liq	-81	99.7	0.7328 ²⁰	1.4087 ²⁰	sl H ₂ O; msc EtOH, eth; s bz, chl, peth
5713	2-Heptyne	1-Methyl-2-butylacetylene	C ₇ H ₁₂	1119-65-9	96.170			112	0.744 ²⁵	1.4230 ²⁰	i H ₂ O; msc EtOH, eth; s bz, chl, peth
5714	3-Heptyne	1-Ethyl-2-propylacetylene	C ₇ H ₁₂	2586-89-2	96.170	liq	-130.5	107.2	0.7336 ²⁵	1.4189 ²⁰	i H ₂ O; msc EtOH, eth; s bz, chl, peth
5715	Hesperetin		C ₁₆ H ₁₄ O ₆	520-33-2	302.278	pl (dil al + 1/2 w)	227.5	sub 205			vs eth, EtOH
5716	Hesperidin		C ₂₈ H ₃₄ O ₁₅	520-26-3	610.561	wh nd (dil MeOH, HOAc)	262				vs py, EtOH, HOAc
5717	Hexabromobenzene		C ₆ Br ₆	87-82-1	551.488	mcl nd (bz)	327				i H ₂ O; sl EtOH, eth; s bz, chl
5718	2,2',4,4',5,5'-Hexabromobiphenyl		C ₁₂ H ₆ Br ₆	59080-40-9	627.584	cry (ctc)	160				
5719	1,2,5,6,9,10-Hexabromocyclododecane		C ₁₂ H ₁₈ Br ₆	3194-55-6	641.695	cry	167				
5720	Hexabromoethane		C ₂ Br ₆	594-73-0	503.445	orth pr (bz)		dec 200	3.823 ²⁰	1.863	sl EtOH, eth, CS ₂
5721	Hexabutyl-distannoxane	Bis(tributyltin) oxide	C ₂₄ H ₅₄ OSn ₂	56-35-9	596.105		45	180 ²			
5722	Hexacene		C ₂₆ H ₁₆	258-31-1	328.405	dk bl-grn cry (sub)	380	sub			i H ₂ O, EtOH
5723	Hexachloroacetone		C ₂ Cl ₆ O	116-16-5	264.749	liq	-1.0	203	1.7434 ¹²	1.5112 ²⁰	sl H ₂ O; s ace
5724	Hexachlorobenzene	Perchlorobenzene	C ₆ Cl ₆	118-74-1	284.782	nd (sub)	228.83	325	2.044 ²³	1.5691 ²³	i H ₂ O; sl EtOH; s eth, chl; vs bz
5725	2,2',3,3',4,4'-Hexachlorobiphenyl		C ₁₂ H ₂ Cl ₆	38380-07-3	360.878	cry	151				i H ₂ O
5726	2,2',4,4',6,6'-Hexachlorobiphenyl		C ₁₂ H ₄ Cl ₆	33979-03-2	360.878	cry	112.5				i H ₂ O
5727	2,2',3,3',6,6'-Hexachlorobiphenyl		C ₁₂ H ₂ Cl ₆	38411-22-2	360.878	cry (hx)	114.2				i H ₂ O
5728	2,2',4,4',5,5'-Hexachlorobiphenyl		C ₁₂ H ₂ Cl ₆	35065-27-1	360.878	cry	103.5				
5729	Hexachloro-1,3-butadiene		C ₄ Cl ₆	87-68-3	260.761	liq	-21	215	1.556 ²⁵	1.5542 ²⁰	i H ₂ O; s EtOH, eth
5730	1,2,3,4,5,6-Hexachlorocyclohexane, (1 α ,2 α ,3 β ,4 α ,5 α ,6 β)	Lindane	C ₆ H ₆ Cl ₆	58-89-9	290.830	nd (al)	112.5	323.4			vs ace, bz
5731	1,2,3,4,5,6-Hexachlorocyclohexane, (1 α ,2 α ,3 β ,4 α ,5 β ,6 β)	α -Hexachlorocyclohexane	C ₆ H ₆ Cl ₆	319-84-6	290.830	cry	158				
5732	1,2,3,4,5,6-Hexachlorocyclohexane, (1 α ,2 β ,3 α ,4 β ,5 α ,6 β)	β -Hexachlorocyclohexane	C ₆ H ₆ Cl ₆	319-85-7	290.830	cry (bz, al, xyl)		60 ⁰⁵⁰	1.89 ¹⁹		i H ₂ O; sl EtOH, bz, chl, HOAc
5733	1,2,3,4,5,6-Hexachlorocyclohexane, (1 α ,2 α ,3 α ,4 β ,5 α ,6 β)	δ -Lindane	C ₆ H ₆ Cl ₆	319-86-8	290.830	pl	141.5	60 ⁰³⁶			
5734	Hexachloro-1,3-cyclopentadiene	Perchlorocyclopentadiene	C ₅ Cl ₆	77-47-4	272.772	ye grn liq	-9	239; 48 ⁰³	1.7019 ²⁵	1.5658 ²⁰	
5735	1,2,3,6,7,8-Hexachlorodibenzo- <i>p</i> -dioxin		C ₁₂ H ₂ Cl ₆ O ₂	57653-85-7	390.861	cry	285				
5736	1,2,3,7,8,9-Hexachlorodibenzo- <i>p</i> -dioxin		C ₁₂ H ₂ Cl ₆ O ₂	19408-74-3	390.861	cry	243				
5737	Hexachloroethane	Perchloroethane	C ₂ Cl ₆	67-72-1	236.739	orth (al-eth)	186.8 tp	184.7 sp	2.091 ²⁰		i H ₂ O; vs EtOH, eth; s bz; sl liq HF
5738	Hexachlorophene		C ₁₃ H ₆ Cl ₆ O ₂	70-30-4	406.904	nd (bz)	166.5				i H ₂ O; s EtOH, eth, ace, chl, dil alk



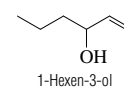
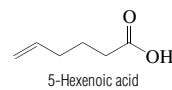
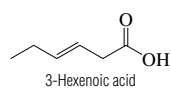
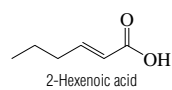
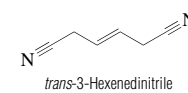
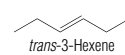
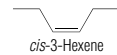
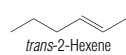
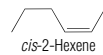
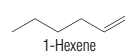
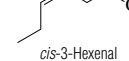
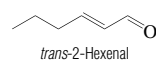
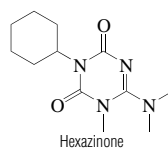
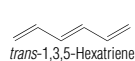
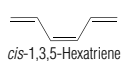
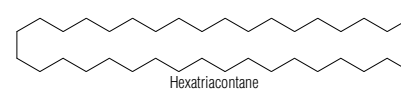
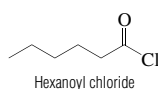
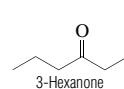
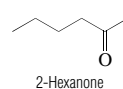
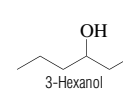
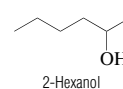
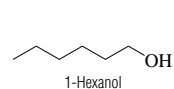
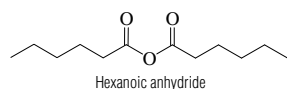
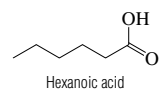
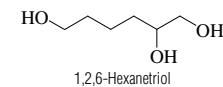
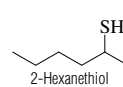
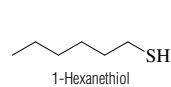
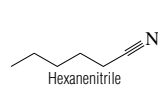
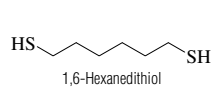
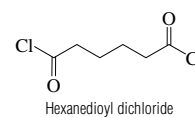
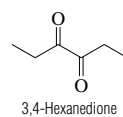
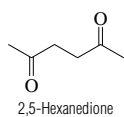
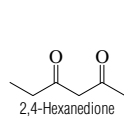
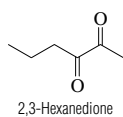
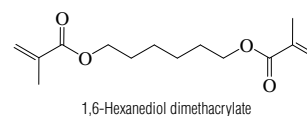
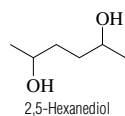
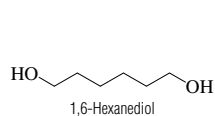
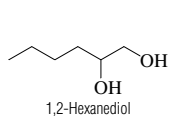
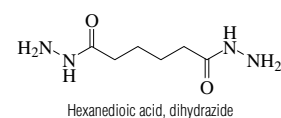
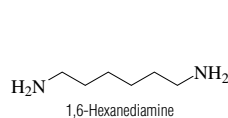
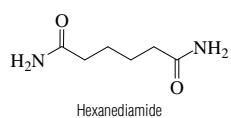
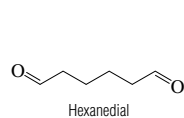
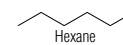
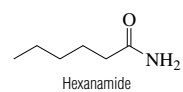
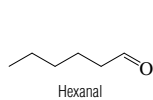
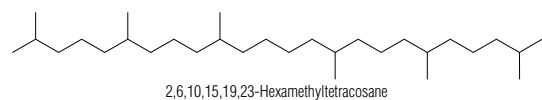
No.	Name	Synonym	Mol. Form.	CAS RN	Mol. Wt.	Physical Form	mp/°C	bp/°C	den/ g cm ⁻³	n _D	Solubility
5739	Hexachloropropene		C ₃ Cl ₆	1888-71-7	248.750	liq	-72.9	209.5	1.7632 ²⁰	1.5091 ²⁰	i H ₂ O; s ctc, chl
5740	Hexacontane		C ₆₀ H ₁₂₂	7667-80-3	843.611		99.3				
5741	Hexacosane		C ₂₆ H ₅₄	630-01-3	366.707	mcl, tcl or orth (bz) cry (eth)	56.1	412.2	0.7783 ⁶⁰	1.4357 ⁶⁰	vs bz, lig, chl
5742	Hexacosanoic acid	Cerotic acid	C ₂₆ H ₅₂ O ₂	506-46-7	396.690		88.5		0.8198 ¹⁰⁰	1.4301 ¹⁰⁰	i H ₂ O; vs EtOH, eth
5743	1-Hexacosanol		C ₂₆ H ₅₄ O	506-52-5	382.706	orth pl (dil al)	80	305 ²⁰ dec			i H ₂ O; s EtOH, eth
5744	Hexadecamethylheptasiloxane		C ₁₆ H ₄₈ O ₆ Si ₇	541-01-5	533.147	liq	-78	270	0.9012 ²⁰	1.3965 ²⁰	vs bz, lig
5745	Hexadecanal		C ₁₆ H ₃₂ O	629-80-1	240.424	pl (eth), nd (peth)	35	200 ²⁹			i H ₂ O; s EtOH, eth, ace, bz
5746	Hexadecanamide		C ₁₆ H ₃₃ NO	629-54-9	255.439	lf	107	236 ¹²	1.0000 ²⁰		i H ₂ O; sl EtOH, bz, ace, eth
5747	Hexadecane	Cetane	C ₁₆ H ₃₄	544-76-3	226.441	lf (HOAc)	18.12	286.86	0.7701 ²⁵	1.4329 ²⁵	i H ₂ O; sl EtOH; msc eth; s ctc
5748	Hexadecanedioic acid		C ₁₆ H ₃₀ O ₄	505-54-4	286.407	pl (al)	126.6				vs ace, EtOH
5749	Hexadecanenitrile		C ₁₆ H ₃₁ N	629-79-8	237.424	hex	31	333	0.8303 ²⁰	1.4450 ²⁰	i H ₂ O; vs EtOH, eth, ace, bz, chl
5750	1-Hexadecanethiol	Cetyl mercaptan	C ₁₆ H ₃₄ S	2917-26-2	258.506	cry (lig)	19	125 ^{0.5}			i H ₂ O; sl EtOH, ctc; s eth
5751	Hexadecanoic acid	Palmitic acid	C ₁₆ H ₃₂ O ₂	57-10-3	256.424	nd (al)	62.5	351.5	0.8527 ⁶²	1.43345 ⁶⁰	i H ₂ O; s EtOH, ace, bz; msc eth; vs chl
5752	Hexadecanoic anhydride		C ₃₂ H ₆₂ O ₃	623-65-4	494.832	lf (peth)	64		0.8388 ⁶³	1.4364 ⁶⁸	vs eth
5753	1-Hexadecanol	Cetyl alcohol	C ₁₆ H ₃₄ O	36653-82-4	242.440	fl (AcOEt)	49.2	312	0.8187 ⁵⁰	1.4283 ⁷⁹	i H ₂ O; sl EtOH; vs eth, bz, chl; s ace
5754	3-Hexadecanone		C ₁₆ H ₃₂ O	18787-64-9	240.424	lf (peth)	43	184 ¹⁷ , 140 ²			s chl
5755	Hexadecanoyl chloride		C ₁₆ H ₃₁ ClO	112-67-4	274.869		12	199 ²⁰	0.9016 ²⁵	1.4514 ²⁰	vs eth
5756	1-Hexadecene	1-Cetene	C ₁₆ H ₃₂	629-73-2	224.425	lf	2.1	284.9	0.7811 ²⁰	1.4412 ²⁰	i H ₂ O; s EtOH, eth, ctc, peth
5757	<i>cis</i> -9-Hexadecenoic acid	Palmitoleic acid	C ₁₆ H ₃₀ O ₂	373-49-9	254.408		0.5	182 ¹			
5758	Hexadecyl acetate		C ₁₈ H ₃₆ O ₂	629-70-9	284.478		-18.5	222 ²⁰⁵	0.8574 ²⁵	1.4438 ²⁰	i H ₂ O; sl EtOH; s ctc
5759	Hexadecylamine	1-Hexadecanamine	C ₁₆ H ₃₅ N	143-27-1	241.456	lf	46.8	322.5	0.8129 ²⁰	1.4496 ²⁰	i H ₂ O; vs EtOH, eth, bz; s ace
5760	Hexadecylbenzene		C ₂₂ H ₃₈	1459-09-2	302.537		27	385	0.8547 ²⁰	1.4813 ²⁰	i H ₂ O; sl EtOH; vs eth, bz, CS ₂
5761	Hexadecyldimethylamine	<i>N,N</i> -Dimethyl-1-hexadecanamine	C ₁₈ H ₃₉ N	112-69-6	269.510			330.0			
5762	Hexadecyl hexadecanoate	Cetyl palmitate	C ₃₂ H ₆₄ O ₂	540-10-3	480.849	mcl lf	54		0.989 ²⁰	1.4398 ⁷⁰	vs eth, EtOH
5763	Hexadecyl 3-hydroxy-2-naphthalenecarboxylate	Hexadecyl 3-hydroxy-2-naphthoate	C ₂₇ H ₄₆ O ₃	531-84-0	412.605	grn-wh fl	72.5				vs bz, HOAc
5764	Hexadecyl 2-hydroxypropanoate	Cetyl lactate	C ₁₉ H ₃₈ O ₃	35274-05-6	314.503	wax	41	219 ¹⁰ , 170 ¹		1.4410 ⁴⁰	
5765	Hexadecyl 2-methyl-2-propenoate		C ₂₀ H ₃₈ O ₂	2495-27-4	310.515		24	183 ²	0.87 ²⁰		
5766	3-(Hexadecyloxy)-1,2-propanediol, (<i>S</i>)	Chimyl alcohol	C ₁₉ H ₄₀ O ₃	506-03-6	316.519	lf (hx)	64	120 ^{0.005}			vs ace, peth, chl
5767	1-Hexadecylpyridinium bromide		C ₂₁ H ₃₈ BrN	140-72-7	384.438		61				
5768	1-Hexadecylpyridinium chloride	Cetylpyridinium chloride	C ₂₁ H ₃₈ ClN	123-03-5	339.987	wh pow	80				vs H ₂ O, chl
5769	Hexadecyl stearate	Cetyl stearate	C ₃₄ H ₆₈ O ₂	1190-63-2	508.903	lf or pl (eth, HOAc)	57			1.4410 ⁷⁰	vs ace, eth, chl
5770	Hexadecyltrichlorosilane		C ₁₆ H ₃₃ Cl ₃ Si	5894-60-0	359.878			269			
5771	Hexadecyl vinyl ether	1-(Ethenyloxy)hexadecane	C ₁₈ H ₃₆ O	822-28-6	268.478		16	160 ²	0.821 ²⁷	1.4444 ²⁵	
5772	1-Hexadecyne		C ₁₆ H ₃₀	629-74-3	222.409		15	284	0.7965 ²⁰	1.4440 ²⁰	vs bz
5773	<i>trans,trans</i> -2,4-Hexadienal	Sorbinaldehyde	C ₆ H ₈ O	142-83-6	96.127	liq	-16.5	174; 76 ³⁰	0.898 ²⁰	1.5384 ²⁰	
5774	1,2-Hexadiene	Propylallene	C ₆ H ₁₀	592-44-9	82.143			76	0.7149 ²⁰	1.4282 ²⁰	vs eth, chl
5775	<i>cis</i> -1,3-Hexadiene		C ₆ H ₁₀	14596-92-0	82.143			73.1	0.7033 ²⁵	1.4379 ²⁰	
5776	<i>trans</i> -1,3-Hexadiene		C ₆ H ₁₀	20237-34-7	82.143	liq	-102.4	73.2	0.6995 ²⁵	1.4406 ²⁰	
5777	<i>cis</i> -1,4-Hexadiene		C ₆ H ₁₀	7318-67-4	82.143			66.3	0.695 ²⁵	1.4049 ²⁰	vs eth
5778	<i>trans</i> -1,4-Hexadiene		C ₆ H ₁₀	7319-00-8	82.143	liq	-138.7	65.0	0.695 ²⁵	1.4104 ²⁰	
5779	1,5-Hexadiene	Biallyl	C ₆ H ₁₀	592-42-7	82.143	liq	-140.7	59.4	0.6878 ²⁵	1.4042 ²⁰	i H ₂ O; s EtOH, eth, bz, chl; sl ctc
5780	<i>cis,cis</i> -2,4-Hexadiene		C ₆ H ₁₀	6108-61-8	82.143	liq		85	0.7298 ²⁵	1.4606 ²⁰	i H ₂ O; s EtOH, eth, chl
5781	<i>trans,cis</i> -2,4-Hexadiene		C ₆ H ₁₀	5194-50-3	82.143	liq	-96.1	83.5	0.7185 ²⁵	1.4560 ²⁰	i H ₂ O; s EtOH, eth, chl
5782	<i>trans,trans</i> -2,4-Hexadiene		C ₆ H ₁₀	5194-51-4	82.143	liq	-44.9	82.2	0.7101 ²⁵	1.4510 ²⁰	i H ₂ O; s EtOH, eth, chl
5783	2,4-Hexadienoic acid	Sorbic acid	C ₆ H ₈ O ₂	110-44-1	112.127	nd (dil al) nd (w)	134.5	dec 228; 153 ⁵⁰	1.204 ¹⁹		s H ₂ O, EtOH, chl; vs eth



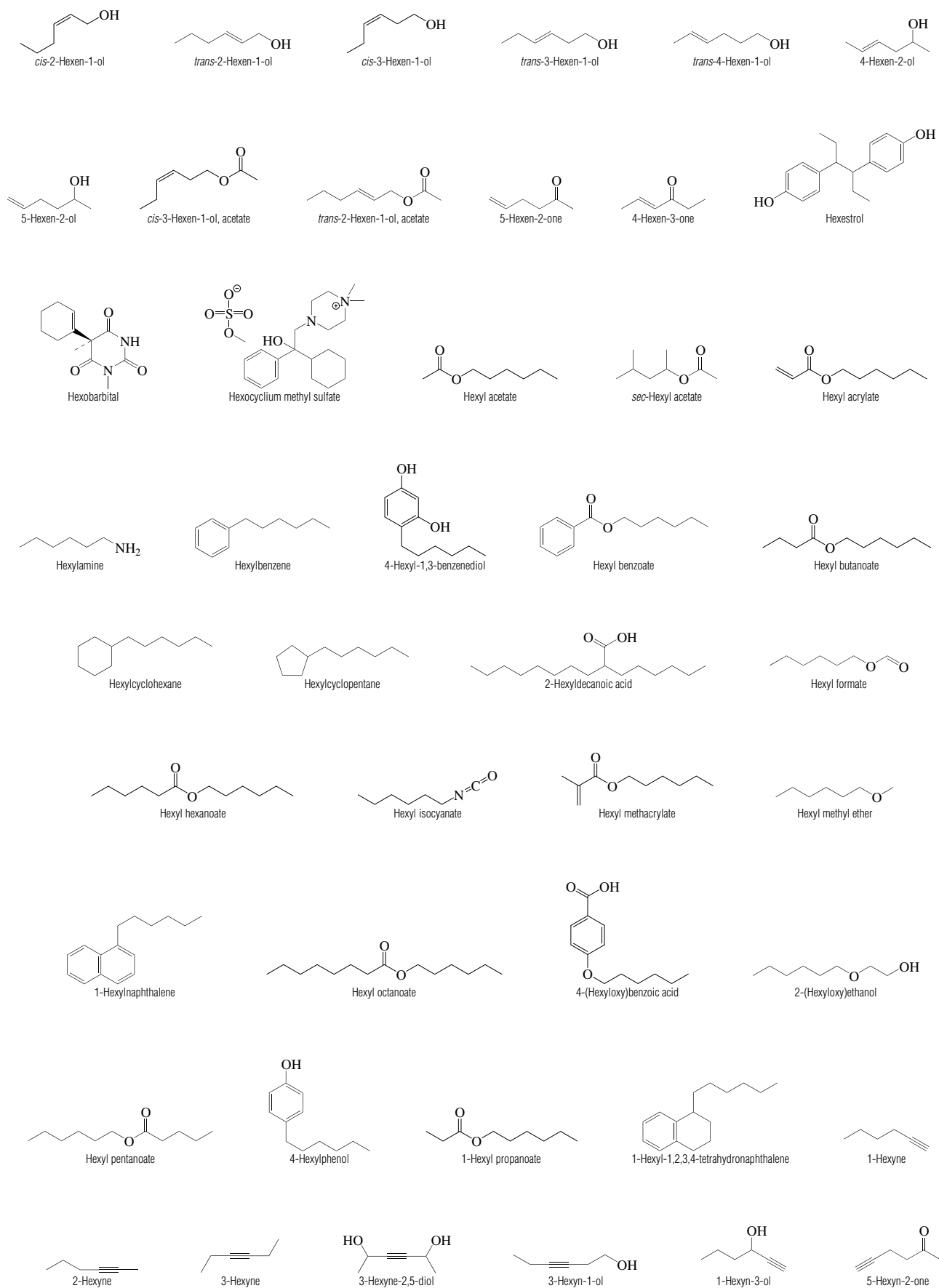
No.	Name	Synonym	Mol. Form.	CAS RN	Mol. Wt.	Physical Form	mp/°C	bp/°C	den/ g cm ⁻³	n _D	Solubility
5784	2,4-Hexadien-1-ol	Sorbic alcohol	C ₆ H ₁₀ O	111-28-4	98.142	nd	30.5	76 ¹²	0.8967 ²³	1.4981 ²⁰	i H ₂ O; s EtOH, eth
5785	<i>trans,trans</i> -2,4-Hexadienoyl chloride		C ₆ H ₇ ClO	2614-88-2	130.572			82 ²²	1.0666 ¹⁹	1.5545 ²⁰	vs ace
5786	1,5-Hexadien-3-yne	Divinylacetylene	C ₆ H ₆	821-08-9	78.112	liq	-88	85	0.7851 ²⁰	1.5035 ²⁰	i H ₂ O; s bz
5787	1,5-Hexadiyne	Bipropargyl	C ₆ H ₆	628-16-0	78.112	liq	-6	86	0.8049 ²⁰	1.4380 ²³	i H ₂ O; s EtOH, eth, ace, bz
5788	2,4-Hexadiyne	Dimethyldiacetylene	C ₆ H ₆	2809-69-0	78.112	pr (sub)	67.8	129.5			vs EtOH, eth
5789	Hexaethylbenzene		C ₁₈ H ₃₀	604-88-6	246.431	mcl pr (al or bz)	129	298	0.8305 ¹³⁰	1.4736 ¹³⁰	i H ₂ O; s EtOH, sulf; vs eth, bz
5790	Hexaethyldisiloxane		C ₁₂ H ₃₀ OSi ₂	994-49-0	246.536			233; 129 ³⁰	0.8457 ²⁰	1.4340 ²⁰	
5791	Hexaethyl tetraphosphate	Ethyl tetraphosphate	C ₁₂ H ₃₀ O ₁₃ P ₄	757-58-4	506.253	hyg	-40	dec 150	1.2917 ²⁷	1.4273 ²⁷	vs ace, bz, EtOH
5792	Hexafluoronium bromide		C ₃₆ H ₄₂ Br ₂ N ₂	317-52-2	662.539	cry (PrOH)	188				
5793	Hexafluoroacetylacetone		C ₆ H ₂ F ₆ O ₂	1522-22-1	208.059			54.15	1.485 ²⁰	1.3333 ²⁰	
5794	Hexafluorobenzene	Perfluorobenzene	C ₆ F ₆	392-56-3	186.054		5.03	80.32	1.6175 ²⁰	1.3777 ²⁰	
5795	1,1,2,3,4,4-Hexafluoro-1,3-butadiene		C ₄ F ₆	685-63-2	162.033	col gas	-132	6	1.553 ²⁰	1.378 ²⁰	
5796	1,1,1,4,4,4-Hexafluoro-2-butyne		C ₄ F ₆	692-50-2	162.033	col gas	-117.4	-24.6			s EtOH, eth, ace, ctc, HOAc
5797	Hexafluorocyclobutene		C ₄ F ₆	697-11-0	162.033	col gas	-60	5.5	1.602 ²⁰	1.298 ²⁰	
5798	Hexafluoroethane	Perfluoroethane	C ₂ F ₆	76-16-4	138.011	col gas	-100.05	-78.1	1.590 ⁷⁸		i H ₂ O; sl EtOH, eth
5799	1,1,1,2,3,3-Hexafluoropropane	Refrigerant 236ea	C ₃ H ₂ F ₆	431-63-0	152.038	col gas		6.1	1.5026 ⁹		
5800	1,1,1,3,3,3-Hexafluoropropane	Refrigerant 236fa	C ₃ H ₂ F ₆	690-39-1	152.038	col gas	-93.6	-1.0	1.4343 ⁹		
5801	1,1,1,3,3,3-Hexafluoro-2-propanol		C ₃ H ₂ F ₆ O	920-66-1	168.037	liq	-2.0	59	1.4600 ²¹		
5802	Hexahydro-1 <i>H</i> -azepine	Hexamethylenimine	C ₆ H ₁₃ N	111-49-9	99.174			138	0.8643 ²²	1.4631 ²⁰	s H ₂ O; vs EtOH, eth
5803	Hexahydro-1 <i>H</i> -1,4-diazepine		C ₆ H ₁₂ N ₂	505-66-8	100.162	hyg	40.5	169			
5804	1,5a,6,9,9a,9b-Hexahydro-4a(4 <i>H</i>)-dibenzofurancarboxaldehyde		C ₁₃ H ₁₆ O ₂	126-15-8	204.265	liq	-80	307	1.10 ²⁰	1.5254 ²⁰	i H ₂ O
5805	<i>cis</i> -1,2,3,5,6,8a-Hexahydro-4,7-dimethyl-1-isopropyl-naphthalene, (1 <i>S</i>)		C ₁₅ H ₂₄	483-76-1	204.352			125 ¹²	0.9160 ¹⁵	1.5089 ¹⁵	
5806	1,2,4a,5,8,8a-Hexahydro-4,7-dimethyl-1-isopropyl-naphthalene, [1 <i>S</i> -(1 <i>α</i> ,4 <i>α</i> β,8 <i>α</i>)]		C ₁₅ H ₂₄	523-47-7	204.352			274; 136 ¹¹	0.9230 ²⁰	1.5059 ²⁰	vs eth, lig
5807	Hexahydro-1,3-isobenzofurandione	Hexahydrophthalic anhydride	C ₈ H ₁₀ O ₃	85-42-7	154.163		32	145 ¹⁸			
5808	Hexahydro-1-methyl-1 <i>H</i> -1,4-diazepine		C ₆ H ₁₄ N ₂	4318-37-0	114.188			154	0.9111 ²⁰	1.4769 ²⁰	
5809	2,3,4,6,7,8-Hexahydropyrrolo[1,2- <i>a</i>]pyrimidine		C ₇ H ₁₂ N ₂	3001-72-7	124.183			96 ¹ ; 81 ²	1.005 ²⁵	1.5190 ²⁰	
5810	Hexahydro-1,3,5-trinitro-1,3,5-triazine	Cyclonite	C ₃ H ₃ N ₆ O ₆	121-82-4	222.116	orth cry (ace)	205.5		1.82 ²⁰		i H ₂ O, EtOH, bz; sl eth, MeOH; s ace, HOAc
5811	Hexahydro-1,3,5-triphenyl-1,3,5-triazine		C ₂₁ H ₂₁ N ₃	91-78-1	315.412		144	185; 60 ²⁹			i H ₂ O; sl EtOH; s eth, ace, bz, tol
5812	1,2,3,5,6,7-Hexahydroxy-9,10-anthracenedione	Rufigallol	C ₁₄ H ₆ O ₈	82-12-2	304.209	red rhom, red-ye nd (sub)		sub			i H ₂ O; sl EtOH, eth; s ace, alk
5813	Hexamethylbenzene	Mellitene	C ₁₂ H ₁₈	87-85-4	162.271	orth pr or nd (al)	165.5	263.4	1.0630 ²⁵		i H ₂ O; s EtOH, eth, ace, bz, HOAc, chl
5814	2,2,4,4,6,6-Hexamethylcyclotrisilazane		C ₆ H ₂₁ N ₃ Si ₃	1009-93-4	219.508	liq	-10	188	0.9196 ²⁰	1.448 ²⁰	
5815	Hexamethylcyclotrisiloxane	Dimethylsiloxane cyclic trimer	C ₆ H ₁₈ O ₃ Si ₃	541-05-9	222.462		64.5	134	1.1200 ²⁰		i H ₂ O
5816	Hexamethyldisilane		C ₆ H ₁₈ Si ₂	1450-14-2	146.378		13.5	113.5	0.7247 ²²	1.4229 ²⁰	i H ₂ O; s eth, ace, bz; dec alk
5817	Hexamethyldisilathiane		C ₆ H ₁₈ SSi ₂	3385-94-2	178.443			162.5	0.851 ²⁰		
5818	Hexamethyldisilazane		C ₆ H ₁₉ NSi ₂	999-97-3	161.393			125	0.7741 ²⁵	1.4090 ²⁰	
5819	Hexamethyldisiloxane		C ₆ H ₁₈ O ₂ Si ₂	107-46-0	162.377	liq	-66	99	0.7638 ²⁰	1.3774 ²⁰	i H ₂ O
5820	Hexamethylenediamine carbamate	(6-Aminoethyl)carbamic acid	C ₇ H ₁₆ N ₂ O ₂	143-06-6	160.214	cry	150				
5821	Hexamethylene diisocyanate		C ₆ H ₁₂ N ₂ O ₂	822-06-0	168.193			122 ¹⁰ ; 94 ¹	1.0528 ²⁰	1.4585 ²⁰	
5822	Hexamethylenetetramine	Methenamine	C ₆ H ₁₂ N ₄	100-97-0	140.186	orth (al)	>250	sub	1.331 ⁻⁵		vs H ₂ O; s EtOH, ace, chl; sl eth, bz
5823	Hexamethylolmelamine		C ₆ H ₁₈ N ₆ O ₆	531-18-0	306.275		137				vs H ₂ O
5824	Hexamethylphosphoric triamide	Tris(dimethylamino)phosphine oxide	C ₆ H ₁₈ N ₃ OP	680-31-9	179.200			232.5	1.03 ²⁰	1.4579 ²⁰	s EtOH, eth
5825	Hexamethylphosphorous triamide	Tris(dimethylamino)phosphine	C ₆ H ₁₈ N ₃ P	1608-26-0	163.201						s chl



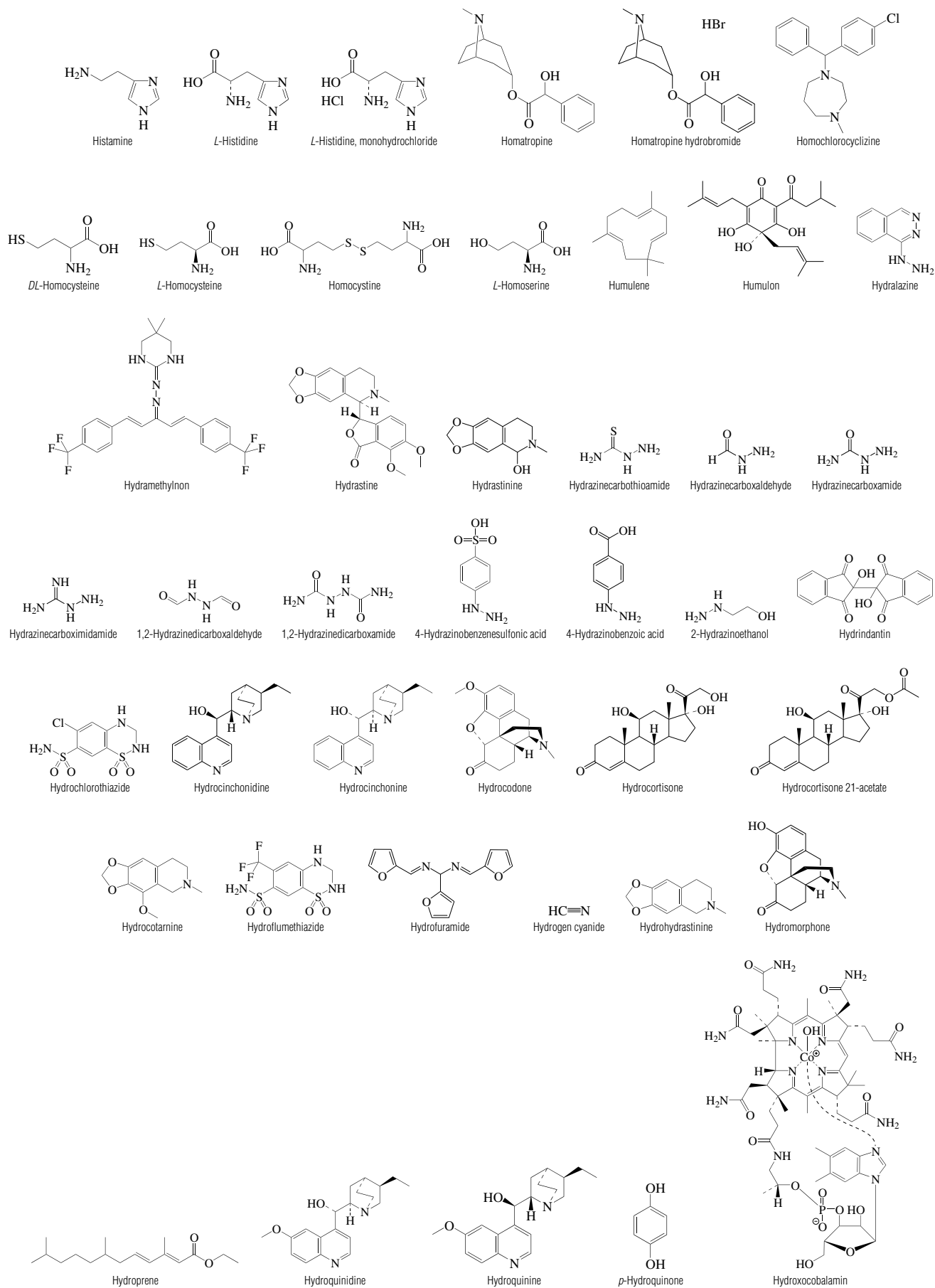
No.	Name	Synonym	Mol. Form.	CAS RN	Mol. Wt.	Physical Form	mp/°C	bp/°C	den/ g cm ⁻³	n _D	Solubility
5826	2,6,10,15,19,23-Hexamethyltetracosane	Squalane	C ₃₀ H ₆₂	111-01-3	422.813	liq	-38	350	0.8115 ¹⁵	1.4530 ¹⁵	i H ₂ O; sl EtOH, ace; s eth, chl; msc bz
5827	Hexanal	Caproaldehyde	C ₆ H ₁₂ O	66-25-1	100.158	liq	-56	131	0.8335 ²⁰	1.4039 ²⁰	sl H ₂ O; vs EtOH, eth; s ace, bz
5828	Hexanamide		C ₆ H ₁₃ NO	628-02-4	115.173	cry (ace)	101	255	0.999 ²⁰	1.4200 ¹¹⁰	vs bz, eth, EtOH, chl
5829	Hexane		C ₆ H ₁₄	110-54-3	86.175	liq	-95.35	68.73	0.6606 ²⁵	1.3727 ²⁵	i H ₂ O; vs EtOH; s eth, chl
5830	Hexanedial		C ₆ H ₁₀ O ₂	1072-21-5	114.142		-8	93 ^a	1.003 ¹⁹	1.4350 ²⁰	vs bz, eth, EtOH
5831	Hexanediamide		C ₆ H ₁₂ N ₂ O ₂	628-94-4	144.171	pl	220				vs EtOH
5832	1,6-Hexanediamine	Hexamethylenediamine	C ₆ H ₁₆ N ₂	124-09-4	116.204	orth bipym pl	39.13	205			vs H ₂ O; s EtOH, bz
5833	Hexanedioic acid, dihydrazide		C ₆ H ₁₄ N ₄ O ₂	1071-93-8	174.201		181.8				
5834	1,2-Hexanediol		C ₆ H ₁₄ O ₂	6920-22-5	118.174		45	224; 87 ¹⁵		1.4431 ²⁰	
5835	1,6-Hexanediol	Hexamethylene glycol	C ₆ H ₁₄ O ₂	629-11-8	118.174		41.5	208		1.4579 ²⁵	s H ₂ O, EtOH, ace; sl eth; i bz
5836	2,5-Hexanediol	Diisopropanol	C ₆ H ₁₄ O ₂	2935-44-6	118.174	cry (eth)	43	218; 86 ¹	0.9610 ²⁰	1.4475 ²⁰	s H ₂ O, EtOH, eth; sl ctc
5837	1,6-Hexanediol dimethacrylate	Hexamethylene methacrylate	C ₁₄ H ₂₂ O ₄	6606-59-3	254.323				0.998 ²⁵		
5838	2,3-Hexanedione	Acetylbutyryl	C ₆ H ₁₀ O ₂	3848-24-6	114.142			128	0.934 ¹⁹		
5839	2,4-Hexanedione	Propionylacetone	C ₆ H ₁₀ O ₂	3002-24-2	114.142	oil		160	0.959 ²⁰	1.4516 ²⁰	
5840	2,5-Hexanedione	Acetylacetone	C ₆ H ₁₀ O ₂	110-13-4	114.142	liq	-5.5	194	0.7370 ²⁰	1.4232 ²⁰	vs H ₂ O, bz, eth, EtOH
5841	3,4-Hexanedione	Bipropionyl	C ₆ H ₁₀ O ₂	4437-51-8	114.142	liq	-10	130	0.941 ²¹	1.4130 ²¹	
5842	Hexanedioyl dichloride		C ₆ H ₈ Cl ₂ O ₂	111-50-2	183.033			126 ¹²			sl chl
5843	1,6-Hexanedithiol		C ₆ H ₁₄ S ₂	1191-43-1	150.305	liq	-21	237; 118 ¹⁵	0.9886 ²⁵	1.5110 ²⁰	
5844	Hexanenitrile	Capronitrile	C ₆ H ₁₁ N	628-73-9	97.158	liq	-80.3	163.65	0.8051 ²⁰	1.4068 ²⁰	i H ₂ O; s EtOH, eth; sl chl
5845	1-Hexanethiol	Hexyl mercaptan	C ₆ H ₁₄ S	111-31-9	118.240	liq	-81	152.7	0.8424 ²⁰	1.4496 ²⁰	i H ₂ O; vs EtOH, eth
5846	2-Hexanethiol		C ₆ H ₁₄ S	1679-06-7	118.240	liq	-147	142	0.8345 ²⁰	1.4451 ²⁰	i H ₂ O; s EtOH, eth, bz
5847	1,2,6-Hexanetriol	1,2,6-Trihydroxyhexane	C ₆ H ₁₄ O ₃	106-69-4	134.173			170 ³ , 161 ¹	1.1049 ²⁰	1.58 ²⁰	
5848	Hexanoic acid	Caproic acid	C ₆ H ₁₂ O ₂	142-62-1	116.158	liq	-3	205.2	0.9212 ²⁵	1.4163 ²⁰	sl H ₂ O; s EtOH, eth, chl
5849	Hexanoic anhydride		C ₁₂ H ₂₂ O ₃	2051-49-2	214.301		-41	dec 255	0.9240 ¹⁵	1.4297 ²⁰	vs eth, EtOH
5850	1-Hexanol	Caproyl alcohol	C ₆ H ₁₄ O	111-27-3	102.174	liq	-47.4	157.6	0.8136 ²⁰	1.4178 ²⁰	sl H ₂ O; s EtOH, ace, chl; msc eth, bz
5851	2-Hexanol		C ₆ H ₁₄ O	20281-86-1	102.174			140	0.8159 ²⁰	1.4144 ²⁰	sl H ₂ O, ctc; s EtOH, eth
5852	3-Hexanol		C ₆ H ₁₄ O	17015-11-1	102.174			135	0.8182 ²⁰	1.4167 ²⁰	sl H ₂ O; s EtOH, ace; msc eth
5853	2-Hexanone	Butyl methyl ketone	C ₆ H ₁₂ O	591-78-6	100.158	liq	-55.5	127.6	0.8113 ²⁰	1.4007 ²⁰	sl H ₂ O; s ace; msc EtOH, eth
5854	3-Hexanone	Ethyl propyl ketone	C ₆ H ₁₂ O	589-38-8	100.158	liq	-55.4	123.5	0.8118 ²⁰	1.4004 ²⁰	sl H ₂ O; s ace; msc EtOH, eth
5855	Hexanoyl chloride	Caproyl chloride	C ₆ H ₁₁ ClO	142-61-0	134.603	liq	-87	153	0.9784 ²⁰	1.4264 ²⁰	s eth, ace
5856	Hexatriacontane		C ₃₆ H ₇₄	630-06-8	506.973		75.8	298.4 ³	0.7803 ⁸⁰	1.4397 ⁸⁰	
5857	<i>cis</i> -1,3,5-Hexatriene		C ₆ H ₈	2612-46-6	80.128	liq	-12	78	0.7175 ²⁰	1.4577 ²⁰	i H ₂ O; s EtOH, ace, chl, peth
5858	<i>trans</i> -1,3,5-Hexatriene		C ₆ H ₈	821-07-8	80.128	liq	-12	78.5	0.7369 ¹⁵	1.5135 ²⁰	i H ₂ O; s EtOH, ace, chl, peth
5859	Hexazinone		C ₁₂ H ₂₀ N ₄ O ₂	51235-04-2	252.313		99	dec	1.25		
5860	<i>trans</i> -2-Hexenal		C ₆ H ₁₀ O	6728-26-3	98.142			146.5; 50 ²⁰	0.8491 ²⁰	1.4480 ²⁰	
5861	<i>cis</i> -3-Hexenal		C ₆ H ₁₀ O	6789-80-6	98.142			121	0.8533 ²²	1.4300 ²¹	
5862	1-Hexene		C ₆ H ₁₂	592-41-6	84.159	liq	-139.76	63.48	0.6685 ²⁵	1.3852 ²⁵	i H ₂ O; vs bz, eth, EtOH, peth
5863	<i>cis</i> -2-Hexene		C ₆ H ₁₂	7688-21-3	84.159	liq	-141.11	68.8	0.6824 ²⁵	1.3979 ²⁰	i H ₂ O; s EtOH, eth, bz, chl, lig
5864	<i>trans</i> -2-Hexene		C ₆ H ₁₂	4050-45-7	84.159	liq	-133	67.9	0.6733 ²⁵	1.3936 ²⁰	i H ₂ O; s EtOH, eth, bz, chl, lig
5865	<i>cis</i> -3-Hexene		C ₆ H ₁₂	7642-09-3	84.159	liq	-137.8	66.4	0.6778 ²⁰	1.3947 ²⁰	i H ₂ O; s EtOH, eth, bz, chl, lig
5866	<i>trans</i> -3-Hexene		C ₆ H ₁₂	13269-52-8	84.159	liq	-115.4	67.1	0.6772 ²⁰	1.3943 ²⁰	i H ₂ O; s EtOH, eth, bz, chl, lig
5867	<i>trans</i> -3-Hexenedinitrile	<i>trans</i> -1,4-Dicyano-2-butene	C ₆ H ₈ N ₂	1119-85-3	106.125	cry	76				
5868	2-Hexenoic acid		C ₆ H ₁₀ O ₂	1191-04-4	114.142	nd (w, al)	36.5	216.5	0.965 ²⁰	1.4460 ⁴⁰	vs eth
5869	3-Hexenoic acid	Hydrosorbic acid	C ₆ H ₁₀ O ₂	4219-24-3	114.142		12	208	0.9640 ²³	1.4935 ²⁰	
5870	5-Hexenoic acid		C ₆ H ₁₀ O ₂	1577-22-6	114.142	liq	-37	203	0.9610 ²⁰	1.4343 ²⁰	vs eth, EtOH
5871	1-Hexen-3-ol		C ₆ H ₁₂ O	4798-44-1	100.158			134	0.834 ²²	1.4297 ¹⁸	sl H ₂ O; vs ace, eth, EtOH



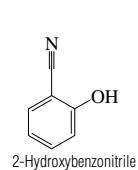
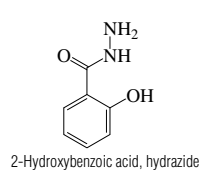
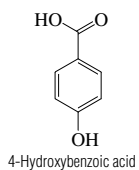
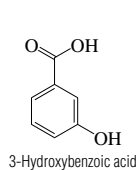
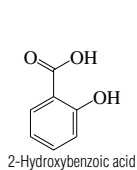
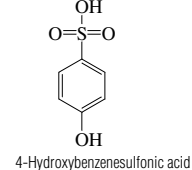
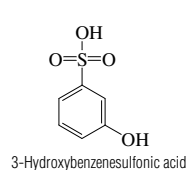
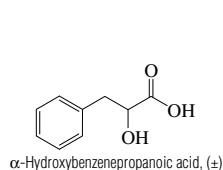
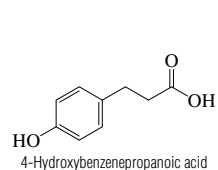
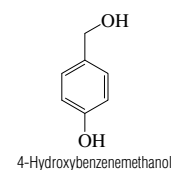
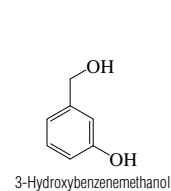
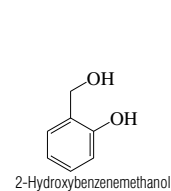
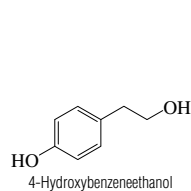
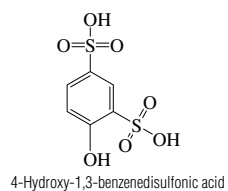
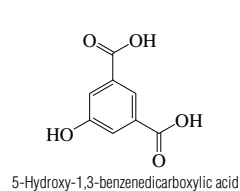
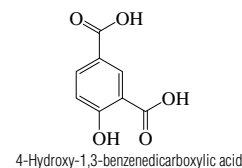
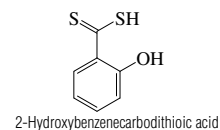
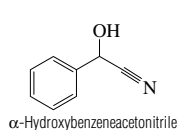
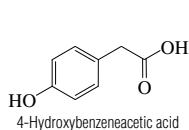
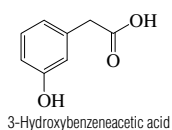
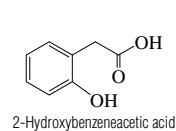
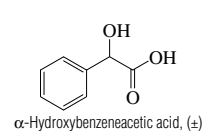
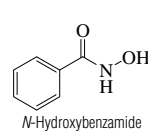
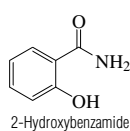
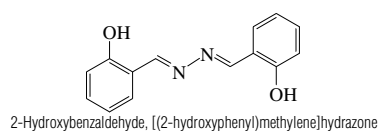
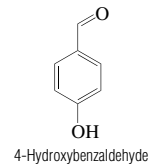
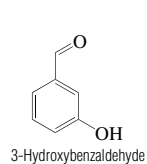
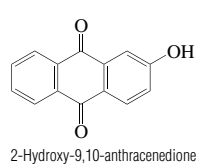
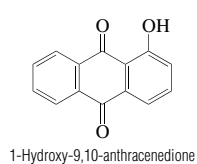
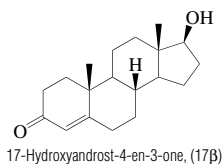
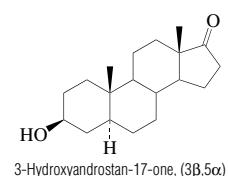
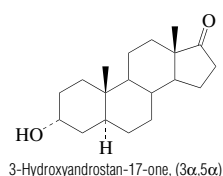
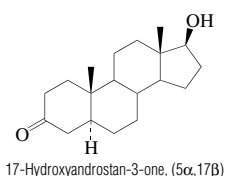
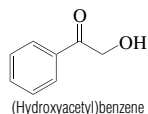
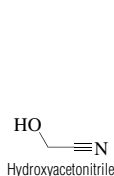
No.	Name	Synonym	Mol. Form.	CAS RN	Mol. Wt.	Physical Form	mp/°C	bp/°C	den/ g cm ⁻³	n _D	Solubility
5872	<i>cis</i> -2-Hexen-1-ol		C ₆ H ₁₂ O	928-94-9	100.158			157	0.8472 ²⁰	1.4397 ²⁰	s H ₂ O; vs EtOH; s eth, ace; sl ctc
5873	<i>trans</i> -2-Hexen-1-ol		C ₆ H ₁₂ O	928-95-0	100.158			157	0.8490 ¹⁶	1.4340 ²⁰	
5874	<i>cis</i> -3-Hexen-1-ol		C ₆ H ₁₂ O	928-96-1	100.158			156.5	0.8478 ²²	1.4380 ²⁰	s H ₂ O; vs EtOH, eth
5875	<i>trans</i> -3-Hexen-1-ol		C ₆ H ₁₂ O	928-97-2	100.158			154.5		1.4374 ²⁰	
5876	<i>trans</i> -4-Hexen-1-ol		C ₆ H ₁₂ O	928-92-7	100.158			159	0.8513 ²⁰	1.4402 ²⁰	
5877	4-Hexen-2-ol		C ₆ H ₁₂ O	52387-50-5	100.158			137.5	0.8405 ¹⁸	1.4392 ²⁰	sl H ₂ O
5878	5-Hexen-2-ol		C ₆ H ₁₂ O	626-94-8	100.158			139	0.842 ¹⁵		sl H ₂ O
5879	<i>cis</i> -3-Hexen-1-ol, acetate		C ₈ H ₁₄ O ₂	3681-71-8	142.196	liq		66 ¹²			
5880	<i>trans</i> -2-Hexen-1-ol, acetate		C ₈ H ₁₄ O ₂	2497-18-9	142.196	liq		166; 68 ¹⁵	0.898	1.4270 ²⁰	
5881	5-Hexen-2-one		C ₆ H ₁₀ O	109-49-9	98.142			129.5	0.833 ²⁷	1.4178 ²⁷	
5882	4-Hexen-3-one		C ₆ H ₁₀ O	2497-21-4	98.142			138.5	0.8559 ²⁰	1.4388 ²⁰	s EtOH, eth; vs ace
5883	Hexestrol		C ₁₈ H ₂₂ O ₂	84-16-2	270.367	nd (bz)	186.5				vs ace, eth, EtOH
5884	Hexobarbital		C ₁₂ H ₁₆ N ₂ O ₃	56-29-1	236.266		146.5				
5885	Hexocyclium methyl sulfate		C ₂₁ H ₃₆ N ₂ O ₅ S	115-63-9	428.586	cry	205				sl chl; i eth
5886	Hexyl acetate		C ₈ H ₁₆ O ₂	142-92-7	144.212	liq	-80.9	171.5	0.8779 ¹⁵	1.4092 ²⁰	i H ₂ O; vs eth, EtOH
5887	<i>sec</i> -Hexyl acetate		C ₈ H ₁₆ O ₂	108-84-9	144.212			147.5	0.8805 ²⁵	1.3980 ²⁰	sl H ₂ O; vs eth, EtOH
5888	Hexyl acrylate		C ₉ H ₁₆ O ₂	2499-95-8	156.222		-45	40 ¹	0.878 ²⁰		
5889	Hexylamine	1-Hexanamine	C ₆ H ₁₅ N	111-26-2	101.190	liq	-22.9	132.8	0.7660 ²⁰	1.4180 ²⁰	sl H ₂ O; msc EtOH, eth; s chl
5890	Hexylbenzene		C ₁₂ H ₁₈	1077-16-3	162.271	liq	-61	226.1	0.8575 ²⁰	1.4864 ²⁰	i H ₂ O; msc eth; s bz, peth
5891	4-Hexyl-1,3-benzenediol	4-Hexylresorcinol	C ₁₂ H ₁₈ O ₂	136-77-6	194.270	nd (bz)	68	334			vs ace, eth, EtOH, chl
5892	Hexyl benzoate		C ₁₃ H ₁₈ O ₂	6789-88-4	206.281			272; 139 ⁸	0.9793 ²⁰		i H ₂ O; s EtOH, ace
5893	Hexyl butanoate		C ₁₀ H ₂₀ O ₂	2639-63-6	172.265	liq	-78	208	0.8652 ²⁰	1.4160 ¹⁵	i H ₂ O; s EtOH; sl chl
5894	Hexylcyclohexane		C ₁₂ H ₂₄	4292-75-5	168.319	liq	-43	224	0.8076 ²⁰	1.4462 ²⁰	
5895	Hexylcyclopentane		C ₁₁ H ₂₂	4457-00-5	154.293	liq	-73	203	0.7965 ²⁰	1.4392 ²⁰	vs ace, bz, eth, EtOH
5896	2-Hexyldecanoic acid		C ₁₆ H ₃₂ O ₂	25354-97-6	256.424	visc oil		145 ^{0.02}		1.4432 ²⁴	
5897	Hexyl formate		C ₇ H ₁₄ O ₂	629-33-4	130.185	liq	-62.6	155.5	0.8813 ²⁰	1.4071 ²⁰	i H ₂ O; msc EtOH, eth
5898	Hexyl hexanoate	Hexyl caproate	C ₁₂ H ₂₄ O ₂	6378-65-0	200.318	liq	-55	246	0.865 ¹⁸	1.4264 ¹⁵	vs ace, bz, eth, EtOH
5899	Hexyl isocyanate		C ₇ H ₁₃ NO	2525-62-4	127.184			44 ⁷			
5900	Hexyl methacrylate		C ₁₀ H ₁₈ O ₂	142-09-6	170.249			162; 86 ¹⁷	0.880 ²⁵	1.429 ²⁵	vs ace, bz, eth, EtOH
5901	Hexyl methyl ether		C ₇ H ₁₆ O	4747-07-3	116.201			126.1			
5902	1-Hexylnaphthalene		C ₁₆ H ₂₀	2876-53-1	212.330	liq	-18	322	0.9566 ²⁰	1.5647 ²⁰	
5903	Hexyl octanoate		C ₁₄ H ₂₈ O ₂	1117-55-1	228.371	liq	-30.6	277.4	0.8603 ²⁰	1.4323 ²⁵	i H ₂ O; s EtOH, eth, ace
5904	4-(Hexyloxy)benzoic acid		C ₁₃ H ₁₈ O ₃	1142-39-8	222.280	cry	106				
5905	2-(Hexyloxy)ethanol	Ethylene glycol monohexyl ether	C ₈ H ₁₈ O ₂	112-25-4	146.228	liq	-45.1	208	0.8878 ²⁰	1.4291 ²⁰	sl H ₂ O; vs EtOH, eth
5906	Hexyl pentanoate		C ₁₁ H ₂₂ O ₂	1117-59-5	186.292	liq	-63.1	226.3	0.8635 ²⁰	1.4228 ¹⁵	vs ace, eth, EtOH
5907	4-Hexylphenol		C ₁₂ H ₁₈ O	2446-69-7	178.270			148 ⁹			
5908	1-Hexyl propanoate		C ₈ H ₁₆ O ₂	2445-76-3	158.238	liq	-57.5	190	0.8698 ²⁰	1.4162 ¹⁵	i H ₂ O; s EtOH, eth, ace, AcOEt
5909	1-Hexyl-1,2,3,4-tetrahydronaphthalene		C ₁₆ H ₂₄	66325-11-9	216.362	liq		305	0.9176 ²⁵	1.5127 ²⁵	
5910	1-Hexyne	Butylacetylene	C ₆ H ₁₀	693-02-7	82.143	liq	-131.9	71.3	0.7155 ²⁵	1.3989 ²⁰	i H ₂ O; s EtOH, eth, bz, chl; sl ctc
5911	2-Hexyne	1-Methyl-2-propylacetylene	C ₆ H ₁₀	764-35-2	82.143	liq	-89.6	84.5	0.7315 ²⁰	1.4138 ²⁰	i H ₂ O; msc EtOH, eth; s bz, chl, peth
5912	3-Hexyne	Diethylacetylene	C ₆ H ₁₀	928-49-4	82.143	liq	-103	81	0.7231 ²⁰	1.4115 ²⁰	i H ₂ O; s EtOH, eth, bz, chl, peth
5913	3-Hexyne-2,5-diol		C ₆ H ₁₀ O ₂	3031-66-1	114.142			121 ¹⁵	1.0180 ²⁰	1.4691 ²⁰	
5914	3-Hexyn-1-ol	3-Hexynol	C ₆ H ₁₀ O	1002-28-4	98.142			162; 65 ¹²	0.8982 ²⁰	1.4530 ²⁰	
5915	1-Hexyn-3-ol		C ₆ H ₁₀ O	105-31-7	98.142	liq	-80	142	0.8704 ²⁰	1.4340 ²⁵	s ctc
5916	5-Hexyn-2-one		C ₆ H ₈ O	2550-28-9	96.127			149	0.9065 ²⁰	1.4366 ²⁰	



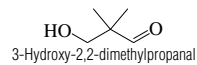
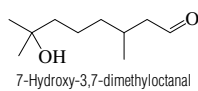
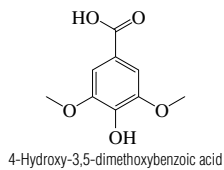
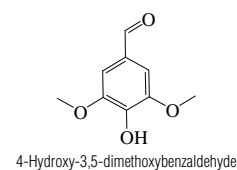
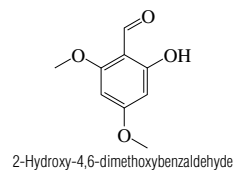
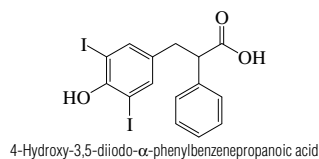
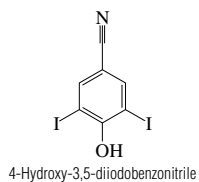
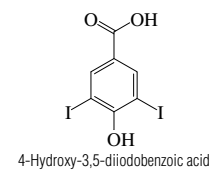
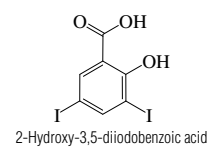
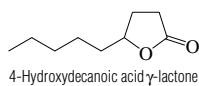
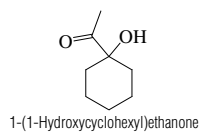
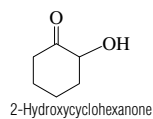
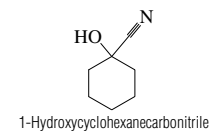
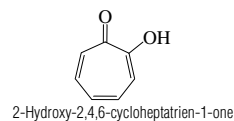
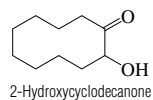
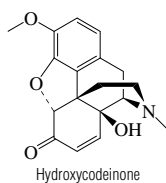
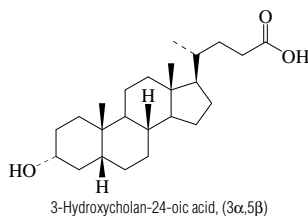
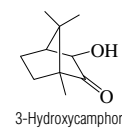
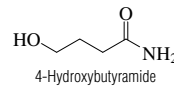
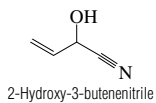
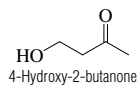
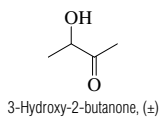
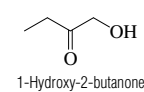
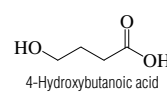
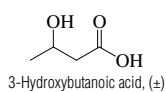
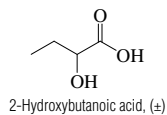
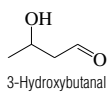
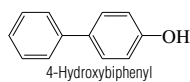
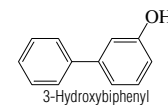
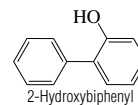
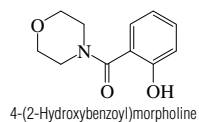
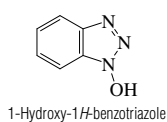
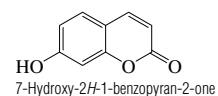
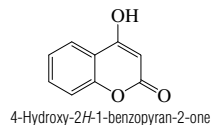
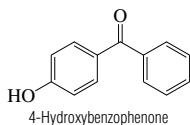
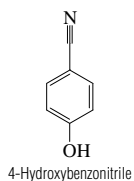
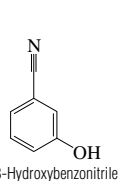
No.	Name	Synonym	Mol. Form.	CAS RN	Mol. Wt.	Physical Form	mp/°C	bp/°C	den/ g cm ⁻³	n _D	Solubility
5917	Histamine		C ₆ H ₉ N ₃	51-45-6	111.145	wh nd (chl)	83	209 ¹⁸			s H ₂ O, EtOH, chl; sl eth
5918	L-Histidine	Glyoxaline-5-alanine	C ₆ H ₉ N ₃ O ₂	71-00-1	155.154	nd or pl (dil al)	287 dec				s H ₂ O; sl EtOH; l eth, ace, bz, chl
5919	L-Histidine, monohydrochloride		C ₆ H ₁₀ ClN ₃ O ₂	645-35-2	191.615		245 dec				s H ₂ O
5920	Homatropine		C ₁₆ H ₂₁ NO ₃	87-00-3	275.343	pr (al, eth)	99.5				sl H ₂ O, bz; s EtOH, eth, ace, chl
5921	Homatropine hydrobromide	Tropanol mandelate	C ₁₆ H ₂₂ BrNO ₃	51-56-9	356.255	orth pym or pl (w)	217 dec				vs H ₂ O, EtOH
5922	Homochlorocyclizine		C ₁₉ H ₂₃ ClN ₂	848-53-3	314.852	oil		177 ^{0.8}			
5923	DL-Homocysteine	DL-2-Amino-4-mercaptobutanoic acid	C ₄ H ₉ NO ₂ S	454-29-5	135.185		272 dec				s H ₂ O; i eth, bz
5924	L-Homocysteine	L-2-Amino-4-mercaptobutanoic acid	C ₄ H ₉ NO ₂ S	6027-13-0	135.185	platelets	232				
5925	Homocystine		C ₈ H ₁₆ N ₂ O ₄ S ₂	870-93-9	268.354		264				sl H ₂ O; i eth, bz
5926	L-Homoserine	2-Amino-4-hydroxybutanoic acid, (S)	C ₄ H ₉ NO ₃	672-15-1	119.119	pr (90% al)	203 dec				vs H ₂ O; sl EtOH; i eth, bz
5927	Humulene		C ₁₅ H ₂₄	6753-98-6	204.352			123 ¹⁰	0.8905 ²⁰	1.5038 ²⁰	
5928	Humulon		C ₂₁ H ₃₀ O ₅	26472-41-3	362.460	ye cry (eth)	66.5				sl H ₂ O; s EtOH, eth, ace, bz, alk
5929	Hydralazine	1-Hydrazinophthalazine	C ₈ H ₈ N ₄	86-54-4	160.177	ye cry (MeOH)	172				s acid
5930	Hydramethylnon		C ₂₅ H ₂₄ F ₆ N ₄	67485-29-4	494.476		190				
5931	Hydrastine		C ₂₁ H ₂₁ NO ₆	118-08-1	383.395	ye pr (al)	132				i H ₂ O; s ace, bz
5932	Hydrastinine		C ₁₁ H ₁₃ NO ₃	6592-85-4	207.226	nd (lig), cry (eth)	116.5				s H ₂ O; vs EtOH, eth, chl
5933	Hydrazinecarbothioamide	Thiosemicarbazide	CH ₃ N ₃ S	79-19-6	91.136	lo nd (w)	183				vs H ₂ O, EtOH
5934	Hydrazinecarboxaldehyde		CH ₂ N ₂ O	624-84-0	60.055	ye lf or nd (al)	54				vs bz, eth, EtOH, chl
5935	Hydrazinecarboxamide		CH ₃ N ₃ O	57-56-7	75.070	pr (al)	96		1.484 ⁸		vs H ₂ O; s EtOH; i eth, bz, chl
5936	Hydrazinecarboximidamide	Aminoguanidine	CH ₅ N ₄	79-17-4	74.086	cry	dec				vs H ₂ O, EtOH
5937	1,2-Hydrazinedicarboxaldehyde		C ₂ H ₄ N ₂ O ₂	628-36-4	88.065	pr (al)	161.0				vs H ₂ O; sl EtOH, DMSO; i eth
5938	1,2-Hydrazinedicarboxamide		C ₂ H ₆ N ₄ O ₂	110-21-4	118.095	pl (w)	258		1.604 ¹⁷		
5939	4-Hydrazinobenzenesulfonic acid	Phenylhydrazine-4-sulfonic acid	C ₆ H ₈ N ₂ O ₃ S	98-71-5	188.204	nd, lf (w)	286				sl H ₂ O, EtOH
5940	4-Hydrazinobenzoic acid		C ₇ H ₈ N ₂ O ₂	619-67-0	152.151	ye nd or pl (w)	221 dec				sl H ₂ O; i eth
5941	2-Hydrazinoethanol		C ₂ H ₆ N ₂ O	109-84-2	76.097	liq	-70	219; 120 ^{17.5}	1.119 ²⁵		vs H ₂ O, EtOH, MeOH
5942	Hydrindantin		C ₁₈ H ₁₀ O ₆	5103-42-4	322.268	pr (ace)	250 dec				
5943	Hydrochlorothiazide		C ₇ H ₇ ClN ₃ O ₄ S ₂	58-93-5	297.740		274				
5944	Hydrocinchonidine		C ₁₉ H ₂₄ N ₂ O	485-64-3	296.406	lf (al)	229				vs EtOH
5945	Hydrocinchonine		C ₁₉ H ₂₄ N ₂ O	485-65-4	296.406	pr	268.5				s H ₂ O; sl EtOH; i eth
5946	Hydrocodone		C ₁₈ H ₂₁ NO ₃	125-29-1	299.365		198				i H ₂ O; s EtOH
5947	Hydrocortisone		C ₂₁ H ₃₀ O ₅	50-23-7	362.460	pl (al or i-PrOH)	220				sl H ₂ O; s EtOH, diox, HOAc
5948	Hydrocortisone 21-acetate	Cortisol acetate	C ₂₃ H ₃₂ O ₆	50-03-3	404.496		223 dec		1.289 ²⁰		
5949	Hydrocotarnine		C ₁₂ H ₁₉ NO ₃	550-10-7	221.252		56				i H ₂ O; s EtOH, eth, ace, bz, chl
5950	Hydroflumethiazide		C ₈ H ₈ F ₃ N ₃ O ₄ S ₂	135-09-1	331.293		270.5				
5951	Hydrofuramide		C ₁₅ H ₁₂ N ₂ O ₃	494-47-3	268.267	nd (al)	117				i H ₂ O; vs EtOH, eth
5952	Hydrogen cyanide	Hydrocyanic acid	CHN	74-90-8	27.026	vol liq or gas	-13.29	26	0.6876 ²⁰	1.2614 ²⁰	msc H ₂ O, EtOH, eth
5953	Hydrohydrastinine		C ₁₁ H ₁₃ NO ₂	494-55-3	191.227	nd (lig), cry (peth)	66	303			vs ace, bz, eth, EtOH
5954	Hydromorphone	7,8-Dihydromorphin-6-one	C ₁₇ H ₁₉ NO ₃	466-99-9	285.338	cry (EtOH)	266.5				
5955	Hydroprene		C ₁₇ H ₃₀ O ₂	41096-46-2	266.419			174 ¹⁹	0.8955 ²⁰		
5956	Hydroquinidine		C ₂₀ H ₂₆ N ₂ O ₂	1435-55-8	326.432	nd (al)	168.5				s EtOH, eth, ace, chl
5957	Hydroquinine		C ₂₀ H ₂₈ N ₂ O ₂	522-66-7	326.432	nd (eth, chl)	172.5				vs ace, eth, EtOH, chl
5958	p-Hydroquinone	1,4-Benzenediol	C ₆ H ₆ O ₂	123-31-9	110.111	mcl pr (sub) nd(w) pr (MeOH)	172.4	285	1.330 ²⁰	1.632 ²⁵	s H ₂ O, eth; vs EtOH, ace; i bz
5959	Hydroxocobalamin	Vitamin B-12a	C ₆₂ H ₈₈ CoN ₁₃ O ₁₅ P	13422-51-0	1346.355	red cry (ace aq)	200 dec				s H ₂ O, EtOH; i ace, eth, bz



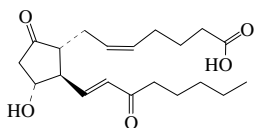
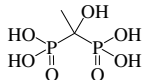
No.	Name	Synonym	Mol. Form.	CAS RN	Mol. Wt.	Physical Form	mp/°C	bp/°C	den/ g cm ⁻³	n _D	Solubility
5960	Hydroxyacetonitrile	Glyconitrile	C ₂ H ₃ NO	107-16-4	57.051		<-72	dec 183; 119 ²⁴		1.4117 ¹⁹	vs H ₂ O, EtOH, eth; i bz, chl
5961	(Hydroxyacetyl)benzene		C ₈ H ₈ O ₂	582-24-1	136.149	hex pl (al), pl (w or dil al)	90	125 ¹² , 56 ¹	1.0963 ⁹⁹		s H ₂ O, EtOH, eth, chl; sl lig
5962	17-Hydroxyandrost-3-one, (5 α ,17 β)	Stanolone	C ₁₉ H ₃₀ O ₂	521-18-6	290.440		181	sub 135			
5963	3-Hydroxyandrost-17-one, (3 α ,5 α)	Androsterone	C ₁₉ H ₃₀ O ₂	53-41-8	290.440	lf or nd (al, ace)	185				sl H ₂ O, chl; s EtOH, eth, ace, bz
5964	3-Hydroxyandrost-17-one, (3 β ,5 α)	Epiandrosterone	C ₁₉ H ₃₀ O ₂	481-29-8	290.440	cry (bz-peth, ace)	178				
5965	17-Hydroxyandrost-4-en-3-one, (17 β)	Testosterone	C ₁₉ H ₂₈ O ₂	58-22-0	288.424	nd (dil ace)	155				i H ₂ O; s EtOH, eth, ace
5966	1-Hydroxy-9,10-anthracenedione		C ₁₄ H ₆ O ₃	129-43-1	224.212	red-oran nd (al)	193.8	sub			i H ₂ O; s EtOH, eth, bz; sl liq NH ₃
5967	2-Hydroxy-9,10-anthracenedione		C ₁₄ H ₆ O ₃	605-32-3	224.212	ye pl or nd (al or HOAc)	306	sub			i H ₂ O; s EtOH, eth, aq NH ₃ , KOH
5968	3-Hydroxybenzaldehyde	3-Formylphenol	C ₇ H ₆ O ₂	100-83-4	122.122	nd (w)	108	240	1.1179 ¹³⁰		sl H ₂ O; s EtOH, eth, ace, bz; i lig
5969	4-Hydroxybenzaldehyde	4-Formylphenol	C ₇ H ₆ O ₂	123-08-0	122.122	nd (w)	117		1.129 ¹³⁰	1.5705 ¹³⁰	sl H ₂ O, ace; vs EtOH, eth; s bz
5970	2-Hydroxybenzaldehyde, [(2-hydroxyphenyl)methylene]hydrazone		C ₁₄ H ₁₂ N ₂ O ₂	959-36-4	240.257		214				i H ₂ O; s EtOH, chl; vs bz, alk
5971	2-Hydroxybenzamide	Salicylamide	C ₇ H ₇ NO ₂	65-45-2	137.137		142	181.5 ¹⁴	1.175 ¹⁴⁰		sl H ₂ O, eth, DMSO; s EtOH
5972	<i>N</i> -Hydroxybenzamide		C ₇ H ₇ NO ₂	495-18-1	137.137	orth ta, lf (eth)	131 exp				s H ₂ O, EtOH; sl eth, bz
5973	α -Hydroxybenzeneacetic acid, (\pm)	<i>DL</i> -Mandelic acid	C ₈ H ₈ O ₃	611-72-3	152.148	orth pl	119		1.2890 ²⁰		s H ₂ O, eth, EtOH, <i>i</i> -PROH
5974	2-Hydroxybenzeneacetic acid		C ₈ H ₈ O ₃	614-75-5	152.148		148	240			sl H ₂ O, chl; s eth
5975	3-Hydroxybenzeneacetic acid		C ₈ H ₈ O ₃	621-37-4	152.148	nd (bz-lig)	132	190 ¹¹			vs H ₂ O, EtOH, eth; s bz; sl lig
5976	4-Hydroxybenzeneacetic acid		C ₈ H ₈ O ₃	156-38-7	152.148	nd (w)	152	sub			sl H ₂ O; vs EtOH, eth
5977	α -Hydroxybenzeneacetonitrile	Mandelonitrile	C ₈ H ₇ NO	532-28-5	133.148	ye oily liq	-10		1.12		i H ₂ O; vs chl, eth, EtOH
5978	2-Hydroxybenzenecarbothioic acid	Dithiosalicylic acid	C ₇ H ₆ OS ₂	527-89-9	170.252	oran-ye nd	49				vs bz, eth, EtOH
5979	4-Hydroxy-1,3-benzenedicarboxylic acid	4-Hydroxyisophthalic acid	C ₈ H ₆ O ₅	636-46-4	182.131	nd(w), lf (dil al)	310				i H ₂ O, chl; vs EtOH, eth; s HOAc
5980	5-Hydroxy-1,3-benzenedicarboxylic acid		C ₈ H ₆ O ₅	618-83-7	182.131	nd(w+2) cr(aq-al)		sub			vs bz, eth, EtOH
5981	4-Hydroxy-1,3-benzenedisulfonic acid	Phenoldisulfonic acid	C ₆ H ₄ O ₇ S ₂	96-77-5	254.238	nd (w)	>100 dec				vs H ₂ O, EtOH
5982	4-Hydroxybenzeneethanol		C ₈ H ₁₀ O ₂	501-94-0	138.164		91.8	310.0			
5983	2-Hydroxybenzenemethanol	Salicyl alcohol	C ₇ H ₈ O ₂	90-01-7	124.138	lf (bz), nd or pl (w, eth)	87	sub	1.1613 ²⁵		s H ₂ O, EtOH, eth, bz; vs chl
5984	3-Hydroxybenzenemethanol	3-Hydroxybenzyl alcohol	C ₇ H ₈ O ₂	620-24-6	124.138	nd (bz), cry (CCl ₄)	73	dec 300	1.161 ²⁵		vs H ₂ O, EtOH, eth; sl chl
5985	4-Hydroxybenzenemethanol	4-Hydroxybenzyl alcohol	C ₇ H ₈ O ₂	623-05-2	124.138	pr or nd (w)	124.5	252			vs H ₂ O, EtOH, bz, chl; s eth; sl DMSO
5986	4-Hydroxybenzenepropanoic acid	<i>p</i> -Hydroxyhydrocinnamic acid	C ₉ H ₁₀ O ₃	501-97-3	166.173		130.8	209 ¹⁴			s H ₂ O, EtOH, eth, bz; i CS ₂
5987	α -Hydroxybenzenepropanoic acid, (\pm)	(\pm)-3-Phenyllactic acid	C ₉ H ₁₀ O ₃	828-01-3	166.173	cry (chl, bz), pr (w)	98	149 ¹⁵			vs H ₂ O, ace, eth, EtOH
5988	3-Hydroxybenzenesulfonic acid	<i>m</i> -Phenolsulfonic acid	C ₆ H ₄ O ₃ S	585-38-6	174.175	nd (w+2)					
5989	4-Hydroxybenzenesulfonic acid	<i>p</i> -Phenolsulfonic acid	C ₆ H ₄ O ₃ S	98-67-9	174.175	nd					vs H ₂ O, EtOH
5990	2-Hydroxybenzoic acid	Salicylic acid	C ₇ H ₆ O ₃	69-72-7	138.121	nd (w), mcl pr (al)	159.0	211 ²⁰	1.443 ²⁰	1.565	sl H ₂ O, bz, chl, ctc; vs EtOH, eth, ace
5991	3-Hydroxybenzoic acid		C ₇ H ₆ O ₃	99-06-9	138.121	nd (w) pl, pr (al)	202.5		1.485 ²⁵		sl H ₂ O; s EtOH, eth, ace; i bz
5992	4-Hydroxybenzoic acid		C ₇ H ₆ O ₃	99-06-7	138.121	pr or pl (w, al) cry (ace)	214.5		1.46 ²⁵		sl H ₂ O, bz; vs EtOH; s eth, ace
5993	2-Hydroxybenzoic acid, hydrazide		C ₇ H ₆ N ₂ O ₂	936-02-7	152.151		148				vs bz, EtOH
5994	2-Hydroxybenzonitrile		C ₇ H ₅ NO	611-20-1	119.121		98	149 ¹⁴	1.1052 ¹⁰⁰	1.5372 ¹⁰⁰	sl H ₂ O; vs EtOH, eth, bz, chl



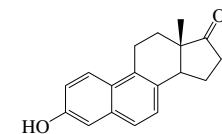
No.	Name	Synonym	Mol. Form.	CAS RN	Mol. Wt.	Physical Form	mp/°C	bp/°C	den/ g cm ⁻³	n _D	Solubility
5995	3-Hydroxybenzotrile		C ₇ H ₇ NO	873-62-1	119.121	pr (al, eth) lf (w)	82.8				vs H ₂ O, EtOH, eth, bz, chl
5996	4-Hydroxybenzotrile		C ₇ H ₇ NO	767-00-0	119.121	lf (w)	113	148 ¹			sl H ₂ O, DMSO; vs EtOH, eth, chl
5997	4-Hydroxybenzophenone	4-Hydroxyphenyl phenyl ketone	C ₁₃ H ₁₀ O ₂	1137-42-4	198.217	nd (al), pr (dil al)	135		1.133 ¹⁷²		sl H ₂ O; vs EtOH, eth, HOAc
5998	4-Hydroxy-2 <i>H</i> -1-benzopyran-2-one		C ₉ H ₆ O ₃	1076-38-6	162.142	nd (w)	213.5				s H ₂ O, EtOH, eth; sl DMSO
5999	7-Hydroxy-2 <i>H</i> -1-benzopyran-2-one	Umbelliferone	C ₉ H ₆ O ₃	93-35-6	162.142	nd (w)	230.5	sub			vs EtOH, HOAc, chl
6000	1-Hydroxy-1 <i>H</i> -benzotriazole		C ₆ H ₅ N ₃ O	2592-95-2	135.123		157.8				
6001	2-Hydroxybenzoyl chloride		C ₇ H ₅ ClO ₂	1441-87-8	156.567		19	92 ¹⁵	1.3112 ²⁰	1.5812 ²⁰	vs eth
6002	4-(2-Hydroxybenzoyl)morpholine	4-Salicyloylmorpholine	C ₁₁ H ₁₀ NO ₃	3202-84-4	204.202						s DMSO
6003	2-Hydroxybiphenyl	[1,1'-Biphenyl]-2-ol	C ₁₂ H ₁₀ O	90-43-7	170.206		57.5	286	1.213 ²⁵		i H ₂ O; s EtOH, ace, bz; vs eth, py
6004	3-Hydroxybiphenyl	[1,1'-Biphenyl]-3-ol	C ₁₂ H ₁₀ O	580-51-8	170.206		78	>300			sl H ₂ O; vs EtOH, eth, bz, py; s chl
6005	4-Hydroxybiphenyl	[1,1'-Biphenyl]-4-ol	C ₁₂ H ₁₀ O	92-69-3	170.206		166	305			sl H ₂ O, DMSO; vs EtOH, eth, chl, py
6006	3-Hydroxybutanal	Aldol	C ₄ H ₈ O ₂	107-89-1	88.106			83 ²⁰	1.103 ²⁰	1.4238 ²⁰	msc H ₂ O, EtOH; s eth; vs ace
6007	2-Hydroxybutanoic acid, (±)		C ₄ H ₈ O ₃	600-15-7	104.105		44.2	dec 260; 140 ¹⁴	1.125 ²⁰		s H ₂ O, EtOH, eth
6008	3-Hydroxybutanoic acid, (±)		C ₄ H ₈ O ₃	625-71-8	104.105		49	130 ¹² , 94 ^{0.1}		1.4424 ²⁰	vs H ₂ O, EtOH, eth; i bz
6009	4-Hydroxybutanoic acid		C ₄ H ₈ O ₃	591-81-1	104.105		<-17	dec 180			
6010	1-Hydroxy-2-butanone		C ₄ H ₈ O ₂	5077-67-8	88.106			160; 78 ⁶⁰	1.0272 ²⁰	1.4189 ²⁰	vs H ₂ O, EtOH, eth
6011	3-Hydroxy-2-butanone, (±)	Acetoin	C ₄ H ₈ O ₂	52217-02-4	88.106		15	148	1.0044 ²⁰	1.4171 ²⁰	msc H ₂ O; sl EtOH, eth; s ace, chl; i lig
6012	4-Hydroxy-2-butanone		C ₄ H ₈ O ₂	590-90-9	88.106			182; 90 ¹¹	1.0233 ²⁰	1.4585 ¹⁴	msc H ₂ O, EtOH, eth; vs ace
6013	2-Hydroxy-3-butenitrile		C ₄ H ₇ NO	5809-59-6	83.089	liq		94 ¹⁷			
6014	4-Hydroxybutyramide		C ₄ H ₉ NO ₂	927-60-6	103.120		52				
6015	3-Hydroxycamphor	3-Hydroxy-1,7,7-trimethylbicyclo[2.2.1]heptan-2-one	C ₁₀ H ₁₆ O ₂	10373-81-6	168.233	nd (bz-peth)	205.5				vs eth, EtOH, chl
6016	3-Hydroxycholelan-24-oic acid, (3α,5β)	Lithocholic acid	C ₂₄ H ₄₀ O ₃	434-13-9	376.573	hex lf (al) pr (dil al)	186				i H ₂ O, lig; s EtOH, chl, HOAc; sl eth
6017	Hydroxycodone		C ₁₈ H ₁₉ NO ₄	508-54-3	313.349			275 dec			
6018	2-Hydroxycyclodecanone	Sebacoin	C ₁₀ H ₁₈ O ₂	96-00-4	170.249	cry (peth)	38.5	136 ¹⁴			
6019	2-Hydroxy-2,4,6-cycloheptatrien-1-one		C ₇ H ₆ O ₂	533-75-5	122.122	nd	50.8	sub 40			s H ₂ O, eth, ace
6020	1-Hydroxycyclohexanecarbonitrile		C ₇ H ₁₁ NO	931-97-5	125.168		35	132 ²⁰	1.0172 ²⁰	1.4693 ²⁰	vs H ₂ O, eth
6021	2-Hydroxycyclohexanone		C ₆ H ₁₀ O ₂	533-60-8	114.142	nd (al)				1.4785 ²¹	vs H ₂ O; vs EtOH; i eth, bz, peth
6022	1-(1-Hydroxycyclohexyl)ethanone		C ₈ H ₁₄ O ₂	1123-27-9	142.196			125.5; 91 ¹¹	1.0248 ²⁵	1.4670 ²⁵	vs eth, EtOH
6023	4-Hydroxydecanoic acid γ-lactone	5-Hexyldihydro-2(3 <i>H</i>)-furanone	C ₁₀ H ₁₈ O ₂	706-14-9	170.249	liq		281			
6024	2-Hydroxy-3,5-diiodobenzoic acid	3,5-Diiodosalicylic acid	C ₇ H ₄ I ₂ O ₃	133-91-5	389.914	nd (al)	235.5				sl H ₂ O; vs EtOH, eth; i bz, chl
6025	4-Hydroxy-3,5-diiodobenzoic acid		C ₇ H ₄ I ₂ O ₃	618-76-8	389.914		237	dec 260			i H ₂ O; vs EtOH, eth; sl bz, chl, lig
6026	4-Hydroxy-3,5-diiodobenzotrile		C ₇ H ₃ I ₂ NO	1689-83-4	370.914			201 dec			
6027	4-Hydroxy-3,5-diiodo-α-phenylbenzenepropanoic acid	Iodoalphonic acid	C ₁₅ H ₁₂ I ₂ O ₃	577-91-3	494.063		164				i H ₂ O; s EtOH, eth; sl bz, chl
6028	2-Hydroxy-4,6-dimethoxybenzaldehyde		C ₉ H ₁₀ O ₄	708-76-9	182.173		70	193 ²⁵ , 165 ¹⁰			i H ₂ O; vs EtOH, eth, bz, chl, HOAc
6029	4-Hydroxy-3,5-dimethoxybenzaldehyde	Syringaldehyde	C ₉ H ₁₀ O ₄	134-96-3	182.173	br nd (lig)	113	192 ¹⁴			sl H ₂ O, lig; vs EtOH, eth, bz, chl
6030	4-Hydroxy-3,5-dimethoxybenzoic acid		C ₉ H ₁₀ O ₅	530-57-4	198.172	nd (w)	204.5				sl H ₂ O; vs EtOH
6031	7-Hydroxy-3,7-dimethyloctanal		C ₁₀ H ₂₀ O ₂	107-75-5	172.265			103 ³	0.9220 ²⁰	1.4494 ²⁰	sl H ₂ O; s EtOH, ace
6032	3-Hydroxy-2,2-dimethylpropanal	Hydroxypivaldehyde	C ₅ H ₁₀ O ₂	597-31-9	102.132	nd (w)	89.5	173; 68 ¹⁴			
6033	2-Hydroxy-3,5-dinitrobenzoic acid		C ₇ H ₄ N ₂ O ₇	609-99-4	228.116	ye nd or pl (+1w)	182				s H ₂ O, EtOH, eth, bz



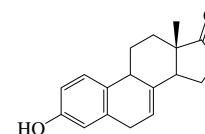
No.	Name	Synonym	Mol. Form.	CAS RN	Mol. Wt.	Physical Form	mp/°C	bp/°C	den/ g cm ⁻³	n _D	Solubility
6034	11-Hydroxy-9,15-dioxoprostano-5,13-dien-1-oic acid, (5Z,11α,13E)	15-Oxo-prostaglandin E2	C ₂₀ H ₃₀ O ₅	26441-05-4	350.449	cry					
6035	1-Hydroxy-1,1-diphosphonoethane	Etidronic acid	C ₂ H ₆ O ₇ P ₂	2809-21-4	206.028	cry (w)	105				s H ₂ O, EtOH, MeOH
6036	3-Hydroxyestra-1,3,5,7,9-pentaen-17-one	Equilenin	C ₁₈ H ₁₈ O ₂	517-09-9	266.335		258.5	sub 170			sl EtOH, ace, chl
6037	3-Hydroxyestra-1,3,5(10),7-tetraen-17-one	Equilin	C ₁₈ H ₂₀ O ₂	474-86-2	268.351	pl (AcOEt)	239	sub 170			sl H ₂ O; s EtOH, ace, diox, AcOEt
6038	2-Hydroxyethyl acrylate	2-Hydroxyethyl 2-propenoate	C ₆ H ₈ O ₃	818-61-1	116.116	liq		191; 91 ¹²	1.011 ²³		
6039	<i>N</i> -(2-Hydroxyethyl)dodecanamide		C ₁₄ H ₂₉ NO ₂	142-78-9	243.386		88.5				
6040	<i>N</i> -(2-Hydroxyethyl)ethylenediaminetriacetic acid		C ₁₀ H ₁₈ N ₂ O ₇	150-39-0	278.259	cry	165	dec			
6041	2-Hydroxyethyl 2-hydroxybenzoate	Glycol salicylate	C ₉ H ₁₀ O ₄	87-28-5	182.173		37	173 ¹⁵	1.2526 ¹⁵		sl H ₂ O; vs EtOH, eth, bz, chl
6042	2-Hydroxyethyl methacrylate	Ethylene glycol monomethacrylate	C ₆ H ₁₀ O ₃	868-77-9	130.141			103 ¹³ , 67 ³	1.079 ²⁰	1.4515 ²⁰	
6043	<i>N</i> -(2-Hydroxyethyl)phthalimide		C ₁₀ H ₉ NO ₃	3891-07-4	191.183	nd (al), lf (w)	130.3				sl H ₂ O
6044	1-(2-Hydroxyethyl)-2-pyrrolidione		C ₆ H ₁₁ NO ₂	3445-11-2	129.157		20	295	1.1435 ²⁰		
6045	4-Hydroxy-4 <i>H</i> -furo[3,2- <i>c</i>]pyran-2(6 <i>H</i>)-one	Patulin	C ₇ H ₆ O ₄	149-29-1	154.121	pl or pr (eth, chl)	111				s H ₂ O, EtOH, eth, ace, bz; i peth
6046	16-Hydroxyhexadecanoic acid	16-Hydroxypalmitic acid	C ₁₆ H ₃₂ O ₃	506-13-8	272.423		96.5				i H ₂ O; s EtOH, ace; sl eth, bz
6047	2-Hydroxyhexanoic acid		C ₆ H ₁₂ O ₃	6064-63-7	132.157	pr (eth)	60				vs H ₂ O
6048	6-Hydroxyhexanoic acid		C ₆ H ₁₂ O ₃	1191-25-9	132.157	liq					
6049	3-Hydroxy-2-(hydroxymethyl)-2-methylpropanoic acid	Dimethylolpropionic acid	C ₅ H ₁₀ O ₄	4767-03-7	134.131		190				
6050	5-Hydroxy-2-(hydroxymethyl)-4 <i>H</i> -pyran-4-one	Kojic acid	C ₆ H ₆ O ₄	501-30-4	142.110	pr nd (ace)	153.5				sl H ₂ O, bz; s EtOH, eth, ace, DMSO
6051	8-Hydroxy-7-iodo-5-quinolinesulfonic acid	Ferron	C ₉ H ₆ INO ₃ S	547-91-1	351.118	ye pr, lf (al)	260	dec			sl H ₂ O, EtOH; i eth, bz, chl; s con sulf
6052	2-Hydroxy-1 <i>H</i> -isoindole-1,3(2 <i>H</i>)-dione		C ₈ H ₈ NO ₃	524-38-9	163.131		232				s DMSO
6053	2-Hydroxy-4-isopropyl-2,4,6-cycloheptatrien-1-one		C ₁₀ H ₁₂ O ₂	499-44-5	164.201	pa ye (peth)	51.5	137 ¹⁰	1.0606 ⁶⁵		sl H ₂ O, bz, lig; s ctc
6054	Hydroxylupanine		C ₁₅ H ₂₄ N ₂ O ₂	15358-48-2	264.364	cry (ace)	169.5				vs H ₂ O, EtOH, chl
6055	<i>N</i> -Hydroxymethanamine	<i>N</i> -Methylhydroxylamine	CH ₃ NO	593-77-1	47.057	hyg nd	87.5	62.5 ¹⁵	1.0003 ²⁰	1.4164 ²⁰	vs H ₂ O, EtOH
6056	2-Hydroxy-3-methoxybenzaldehyde		C ₈ H ₈ O ₃	148-53-8	152.148	lt ye lf, grn nd (w, lig)	44.5	265.5			sl H ₂ O, lig; vs EtOH, eth, ctc
6057	2-Hydroxy-4-methoxybenzaldehyde		C ₈ H ₈ O ₃	673-22-3	152.148	nd (w), cry (al)	42.0				s EtOH, eth, bz, lig
6058	2-Hydroxy-5-methoxybenzaldehyde		C ₈ H ₈ O ₃	672-13-9	152.148	ye liq (w)	4	247.5			vs eth, EtOH
6059	3-Hydroxy-4-methoxybenzaldehyde		C ₈ H ₈ O ₃	621-59-0	152.148		114	179 ¹⁵	1.196 ²⁵		sl H ₂ O; s EtOH, eth, bz, HOAc; vs chl
6060	4-Hydroxy-3-methoxybenzaldehyde	Vanillin	C ₈ H ₈ O ₃	121-33-5	152.148	tetr (w, lig)	81.5	285	1.056 ²⁵		sl H ₂ O; vs EtOH, eth, ace; s bz, lig
6061	4-Hydroxy-3-methoxybenzeneacetic acid	Homovanillic acid	C ₉ H ₁₀ O ₄	306-08-1	182.173		143.5				
6062	4-Hydroxy-3-methoxybenzenemethanol		C ₈ H ₁₀ O ₃	498-00-0	154.163	pr (w), nd (bz)	115	dec			s H ₂ O, EtOH, eth, bz
6063	4-Hydroxy-3-methoxybenzenepropanol		C ₁₀ H ₁₄ O ₃	2305-13-7	182.216		65	197 ¹⁵		1.5545 ²⁵	vs eth, EtOH
6064	2-Hydroxy-5-methoxybenzoic acid		C ₈ H ₈ O ₄	2612-02-4	168.148		142				
6065	4-Hydroxy-3-methoxybenzoic acid	Vanillic acid	C ₈ H ₈ O ₄	121-34-6	168.148	wh nd	211.5	sub			sl H ₂ O; vs EtOH; s eth, DMSO
6066	7-Hydroxy-6-methoxy-2 <i>H</i> -1-benzopyran-2-one	Scopoletin	C ₁₀ H ₈ O ₄	92-61-5	192.169	nd or pr (al)	204				sl H ₂ O, EtOH; s chl; i bz, CS ₂
6067	4-(4-Hydroxy-3-methoxyphenyl)-2-butanone	Zingerone	C ₁₁ H ₁₄ O ₃	122-48-5	194.227	cry (ace, eth)	40.5	187 ¹⁴			vs eth
6068	1-(2-Hydroxy-4-methoxyphenyl)ethanone		C ₉ H ₁₀ O ₃	552-41-0	166.173	nd (al)	52.5	158 ²⁰	1.3102 ⁶¹	1.5452 ⁶¹	vs bz, eth, EtOH, chl
6069	1-(4-Hydroxy-3-methoxyphenyl)ethanone	Apocynin	C ₉ H ₁₀ O ₃	498-02-2	166.173	pr (w)	115	297; 234 ¹⁵			sl H ₂ O; s EtOH, ace, bz; vs eth, chl
6070	(2-Hydroxy-4-methoxyphenyl)phenylmethanone	Oxybenzone	C ₁₄ H ₁₂ O ₃	131-57-7	228.243		65.5				s ctc

11-Hydroxy-9,15-dioxopropa-5,13-dien-1-oic acid, (5Z,11 α ,13E)

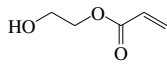
1-Hydroxy-1,1-diphosphoethane



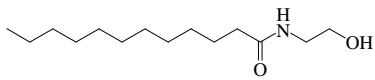
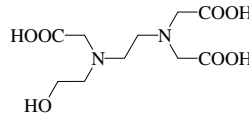
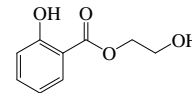
3-Hydroxyestra-1,3,5,7,9-pentaen-17-one



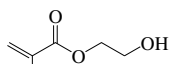
3-Hydroxyestra-1,3,5(10),7-tetraen-17-one



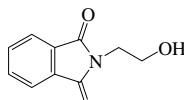
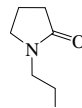
2-Hydroxyethyl acrylate

*N*-(2-Hydroxyethyl)dodecanamide*N*-(2-Hydroxyethyl)ethylenediaminetriacetic acid

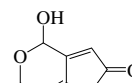
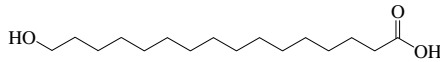
2-Hydroxyethyl 2-hydroxybenzoate



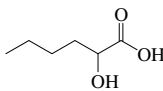
2-Hydroxyethyl methacrylate

*N*-(2-Hydroxyethyl)phthalimide

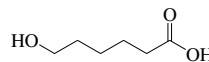
1-(2-Hydroxyethyl)-2-pyrrolidinone

4-Hydroxy-4*H*-furo[3,2-*c*]pyran-2(6*H*)-one

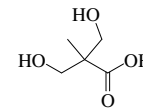
16-Hydroxyhexadecanoic acid



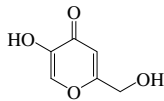
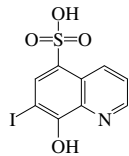
2-Hydroxyhexanoic acid



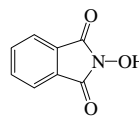
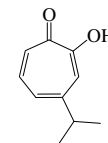
6-Hydroxyhexanoic acid



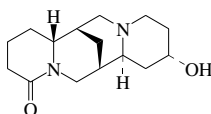
3-Hydroxy-2-(hydroxymethyl)-2-methylpropanoic acid

5-Hydroxy-2-(hydroxymethyl)-4*H*-pyran-4-one

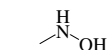
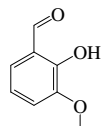
8-Hydroxy-7-iodo-5-quinolinesulfonic acid

2-Hydroxy-1*H*-isoindole-1,3(2*H*)-dione

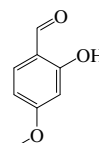
2-Hydroxy-4-isopropyl-2,4,6-cycloheptatrien-1-one



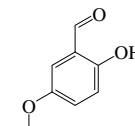
Hydroxylupanine

*N*-Hydroxymethanamine

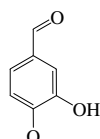
2-Hydroxy-3-methoxybenzaldehyde



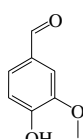
2-Hydroxy-4-methoxybenzaldehyde



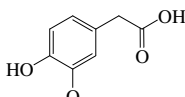
2-Hydroxy-5-methoxybenzaldehyde



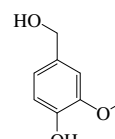
3-Hydroxy-4-methoxybenzaldehyde



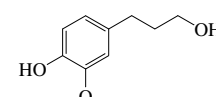
4-Hydroxy-3-methoxybenzaldehyde



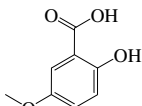
4-Hydroxy-3-methoxybenzeneacetic acid



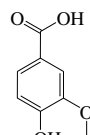
4-Hydroxy-3-methoxybenzenemethanol



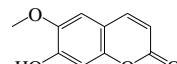
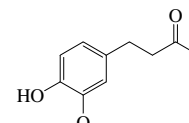
4-Hydroxy-3-methoxybenzenepropanol



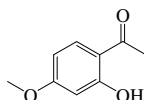
2-Hydroxy-5-methoxybenzoic acid



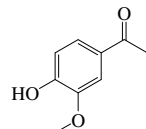
4-Hydroxy-3-methoxybenzoic acid

7-Hydroxy-6-methoxy-2*H*-1-benzopyran-2-one

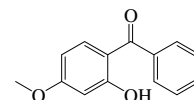
4-(4-Hydroxy-3-methoxyphenyl)-2-butanone



1-(2-Hydroxy-4-methoxyphenyl)ethanone

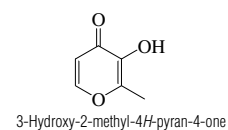
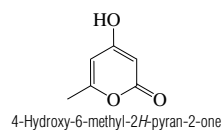
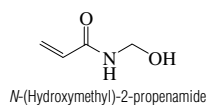
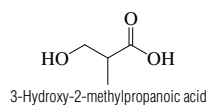
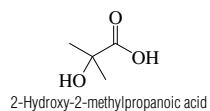
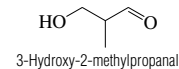
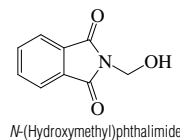
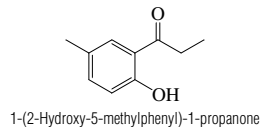
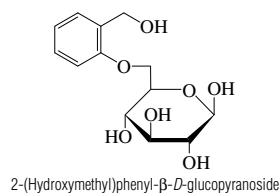
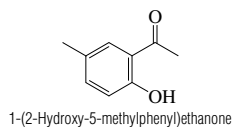
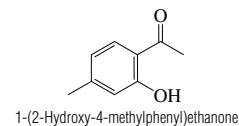
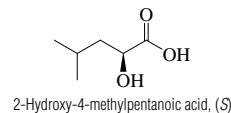
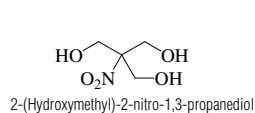
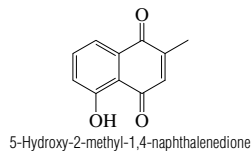
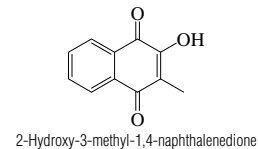
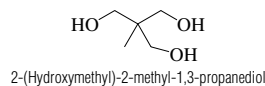
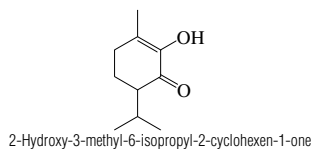
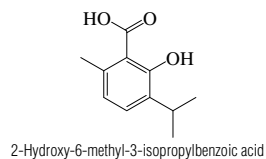
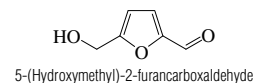
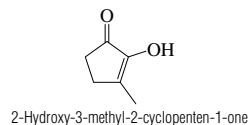
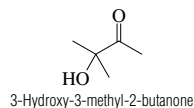
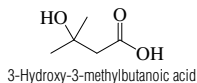
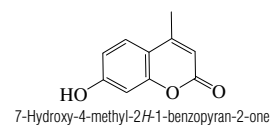
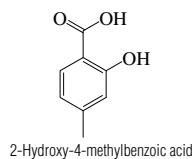
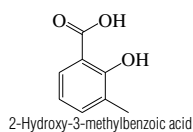
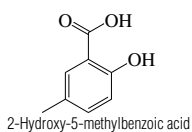
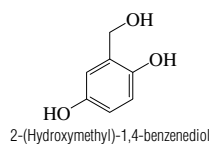
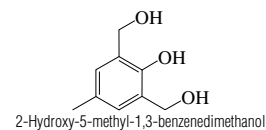
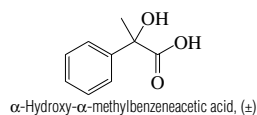
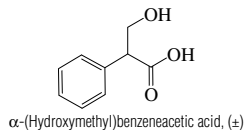
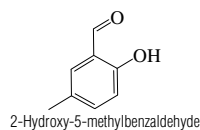
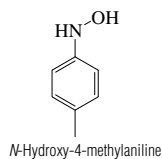
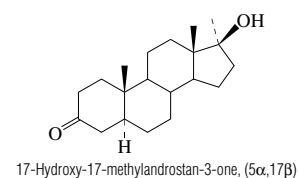
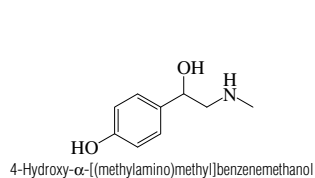
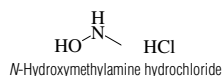
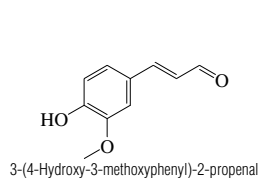


1-(4-Hydroxy-3-methoxyphenyl)ethanone

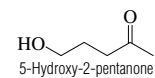
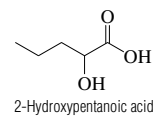
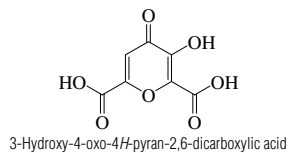
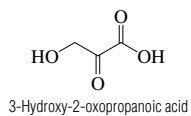
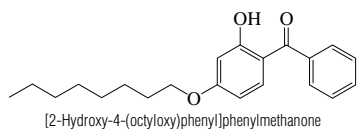
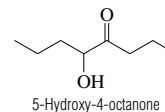
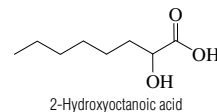
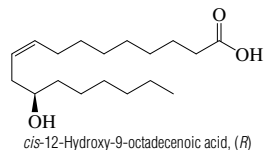
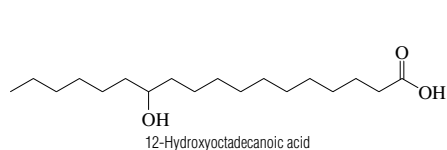
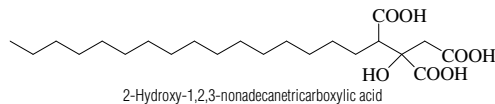
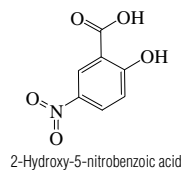
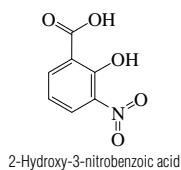
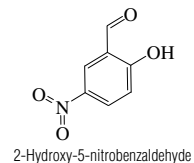
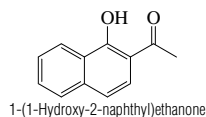
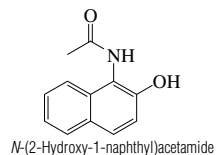
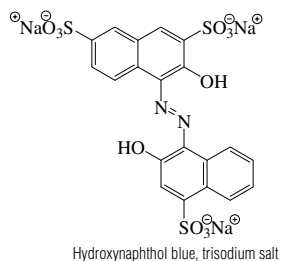
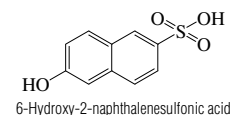
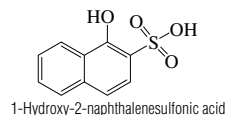
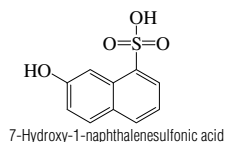
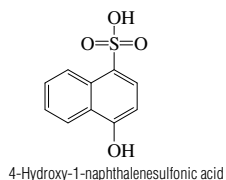
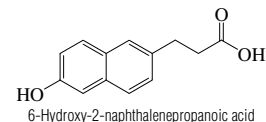
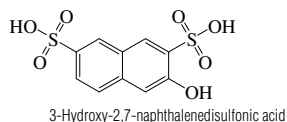
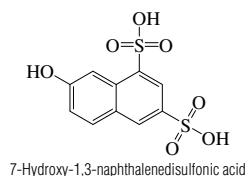
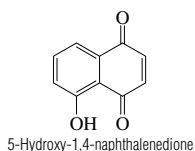
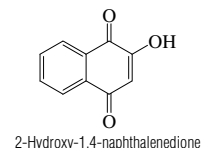
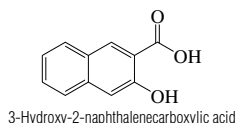
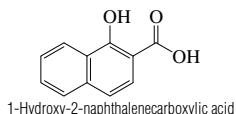
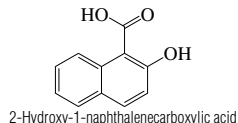
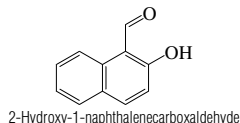
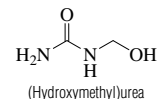
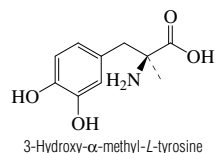
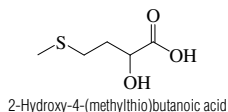
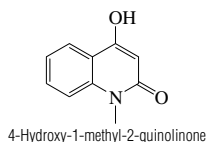
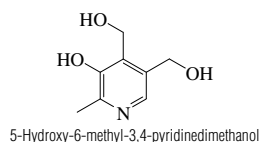


(2-Hydroxy-4-methoxyphenyl)phenylmethanone

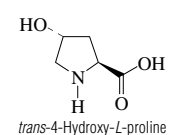
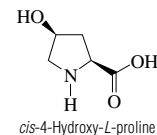
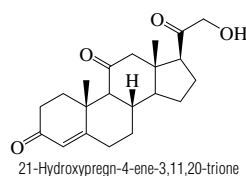
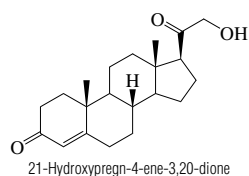
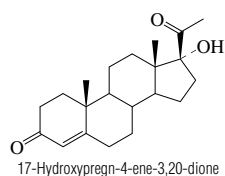
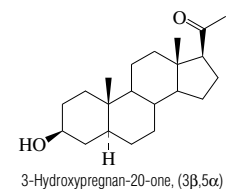
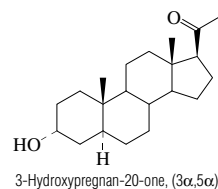
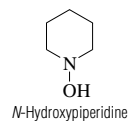
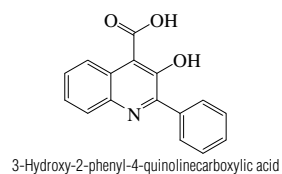
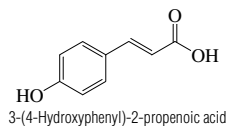
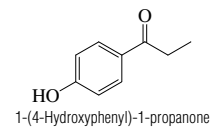
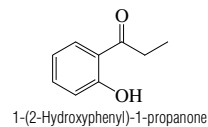
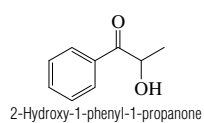
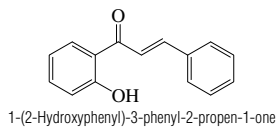
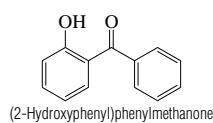
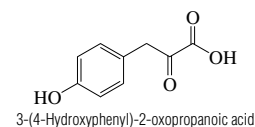
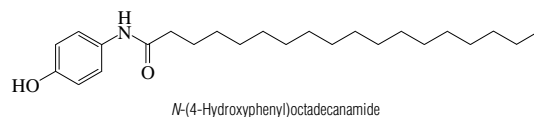
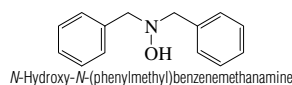
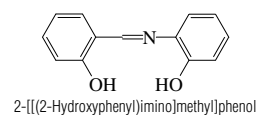
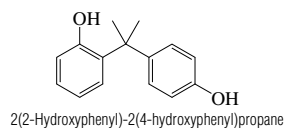
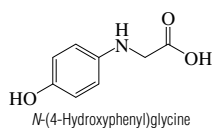
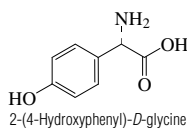
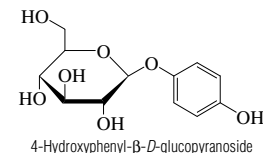
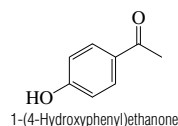
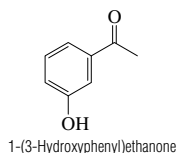
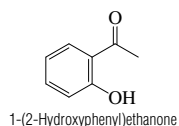
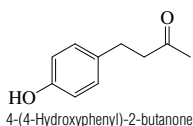
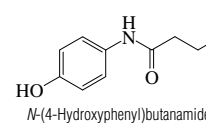
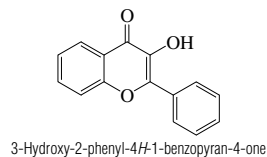
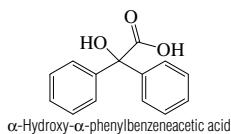
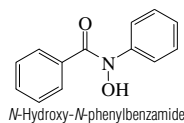
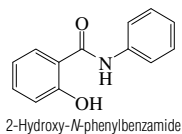
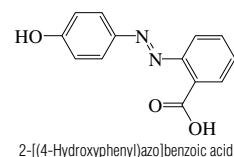
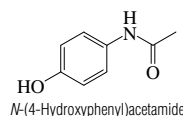
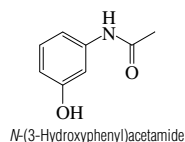
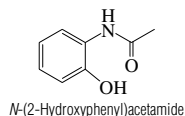
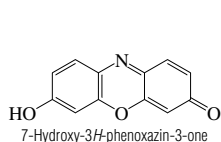
No.	Name	Synonym	Mol. Form.	CAS RN	Mol. Wt.	Physical Form	mp/°C	bp/°C	den/ g cm ⁻³	n _D	Solubility
6071	3-(4-Hydroxy-3-methoxyphenyl)-2-propenal		C ₁₀ H ₁₀ O ₃	458-36-6	178.184	cry (bz)	84		1.1562 ¹⁰²		vs bz, eth, EtOH
6072	<i>N</i> -Hydroxymethylamine hydrochloride	<i>N</i> -Methylhydroxylamine hydrochloride	CH ₆ ClNO	4229-44-1	83.518		83.5				
6073	4-Hydroxy- α -[(methylamino)methyl]benzenemethanol	Synephrine	C ₉ H ₁₃ NO ₂	94-07-5	167.205		184.5				
6074	17-Hydroxy-17-methylandrostan-3-one, (5 α ,17 β)	Mestanolone	C ₂₀ H ₃₂ O ₂	521-11-9	304.467		192.5				sl AcOEt
6075	<i>N</i> -Hydroxy-4-methylaniline		C ₇ H ₉ NO	623-10-9	123.152	lf (bz)	96	dec 117			vs eth, EtOH, chl
6076	2-Hydroxy-5-methylbenzaldehyde		C ₉ H ₈ O ₂	613-84-3	136.149	pl (aq, al)	56	217.5	1.0913 ⁹⁹	1.547 ⁹⁹	vs eth, EtOH, chl
6077	α -(Hydroxymethyl)benzeneacetic acid, (\pm)	Tropic acid	C ₉ H ₁₀ O ₃	552-63-6	166.173	nd, pl (al, bz, w)	118	dec			vs H ₂ O, eth, EtOH
6078	α -Hydroxy- α -methylbenzeneacetic acid, (\pm)	Atrolactic acid	C ₉ H ₁₀ O ₃	4607-38-9	166.173	nd, pl (lig)	94				vs ace, bz
6079	2-Hydroxy-5-methyl-1,3-benzenedimethanol		C ₉ H ₁₂ O ₃	91-04-3	168.189		130.5				
6080	2-(Hydroxymethyl)-1,4-benzenediol	Gentisyl alcohol	C ₇ H ₈ O ₃	495-08-9	140.137	nd (chl)	100	sub 75			vs H ₂ O, EtOH, chl
6081	2-Hydroxy-5-methylbenzoic acid	<i>p</i> -Cresotic acid	C ₈ H ₈ O ₃	89-56-5	152.148		151				sl H ₂ O; s EtOH, eth, bz, chl; i CS ₂
6082	2-Hydroxy-3-methylbenzoic acid	<i>o</i> -Cresotic acid	C ₈ H ₈ O ₃	83-40-9	152.148		165.5				sl H ₂ O; s EtOH, eth, bz, chl
6083	2-Hydroxy-4-methylbenzoic acid	<i>m</i> -Cresotic acid	C ₈ H ₈ O ₃	50-85-1	152.148	cry, lf	177				sl H ₂ O; s EtOH, bz, chl; vs eth
6084	7-Hydroxy-4-methyl-2 <i>H</i> -1-benzopyran-2-one	Hymecromone	C ₁₀ H ₈ O ₃	90-33-5	176.169	nd (al)	194.5				sl H ₂ O, eth, chl; s EtOH, alk, HOAc
6085	3-Hydroxy-3-methylbutanoic acid		C ₅ H ₁₀ O ₃	625-08-1	118.131		<-32	162 ¹²	0.9384 ²⁰	1.5081 ²⁰	vs H ₂ O, eth, EtOH
6086	3-Hydroxy-3-methyl-2-butanone		C ₆ H ₁₀ O ₂	115-22-0	102.132			140	0.9526 ²⁰		s chl
6087	2-Hydroxy-3-methyl-2-cyclopenten-1-one		C ₆ H ₈ O ₂	80-71-7	112.127		104.8				
6088	5-(Hydroxymethyl)-2-furancarboxaldehyde	5-(Hydroxymethyl)-2-furaldehyde	C ₆ H ₆ O ₃	67-47-0	126.110	nd (eth-peth)	31.5	115 ¹	1.2062 ²⁵	1.5627 ¹⁸	s H ₂ O, EtOH, bz, chl; sl eth, ctc
6089	2-Hydroxy-6-methyl-3-isopropylbenzoic acid	<i>o</i> -Thymotic acid	C ₁₁ H ₁₄ O ₃	548-51-6	194.227	nd (w, bz, lig)	127	sub			vs bz, eth, EtOH
6090	2-Hydroxy-3-methyl-6-isopropyl-2-cyclohexen-1-one	Diosphenol	C ₁₀ H ₁₆ O ₂	490-03-9	168.233		83	109 ¹⁰			
6091	2-(2-Hydroxymethyl)-2-methyl-1,3-propanediol		C ₆ H ₁₂ O ₃	77-85-0	120.147	wh pow or nd (al)	204	136 ¹⁵			msc H ₂ O, EtOH; i eth, bz; vs HOAc
6092	2-Hydroxy-3-methyl-1,4-naphthalenedione	Phthiocol	C ₁₁ H ₈ O ₃	483-55-6	188.180	ye pr (eth-peth)	173.5	sub			vs ace, eth
6093	5-Hydroxy-2-methyl-1,4-naphthalenedione	Plumbagin	C ₁₁ H ₈ O ₃	481-42-5	188.180	gold pr or oran-ye nd (dil al)	78.5	sub			vs ace, bz, eth, EtOH
6094	2-(Hydroxymethyl)-2-nitro-1,3-propanediol	Tris(hydroxymethyl)nitromethane	C ₄ H ₈ NO ₃	126-11-4	151.118	nd or pr	165	dec			vs H ₂ O, eth, EtOH
6095	2-Hydroxy-4-methylpentanoic acid, (S)	<i>L</i> -Leucic acid	C ₆ H ₁₂ O ₃	13748-90-8	132.157	orth (eth)	81.5				vs H ₂ O, eth, EtOH
6096	1-(2-Hydroxy-4-methylphenyl)ethanone		C ₉ H ₁₀ O ₂	6921-64-8	150.174		21	245	1.1012 ¹⁰	1.5527 ¹³	
6097	1-(2-Hydroxy-5-methylphenyl)ethanone		C ₉ H ₁₀ O ₂	1450-72-2	150.174	pr (lig)	50	210; 120 ²⁰	1.0797 ⁵³		vs bz, eth, EtOH, chl
6098	2-(Hydroxymethyl)phenyl- β - <i>D</i> -glucopyranoside	Salicin	C ₁₃ H ₁₆ O ₇	138-52-3	286.278	orth nd or lf (w)	207	dec 240	1.434 ²⁰		vs H ₂ O, EtOH, HOAc
6099	1-(2-Hydroxy-5-methylphenyl)-1-propanone		C ₁₀ H ₁₂ O ₂	938-45-4	164.201		1.0	129 ^{16,5}	1.0841 ¹⁴	1.549 ¹³	s chl
6100	<i>N</i> -(Hydroxymethyl)phthalimide		C ₉ H ₇ NO ₃	118-29-6	177.157	lf, pr (to)	141.5				i H ₂ O, eth, ctc; sl EtOH, bz; s tol
6101	3-Hydroxy-2-methylpropanal		C ₄ H ₈ O ₂	38433-80-6	88.106	oil					
6102	2-Hydroxy-2-methylpropanoic acid		C ₄ H ₈ O ₃	594-61-6	104.105	hyg pr (eth) nd (bz)	82.5	212			vs H ₂ O, EtOH, eth; sl bz
6103	3-Hydroxy-2-methylpropanoic acid		C ₄ H ₈ O ₃	2068-83-9	104.105	oil					
6104	<i>N</i> -(Hydroxymethyl)-2-propenamide	<i>N</i> -(Hydroxymethyl)acrylamide	C ₄ H ₇ NO ₂	924-42-5	101.105	cry	76				
6105	4-Hydroxy-6-methyl-2 <i>H</i> -pyran-2-one	Triacetic acid lactone	C ₆ H ₈ O ₃	675-10-5	126.110		189	dec			
6106	3-Hydroxy-2-methyl-4 <i>H</i> -pyran-4-one	Maltol	C ₆ H ₈ O ₃	118-71-8	126.110	mcl pr (chl)	161.5	sub 93			sl H ₂ O, eth, bz; vs chl; s alk; peth



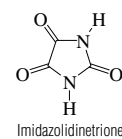
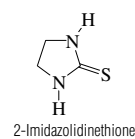
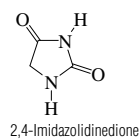
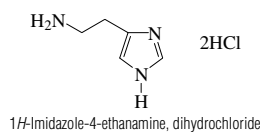
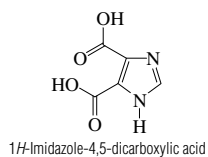
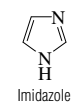
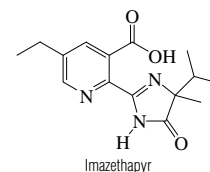
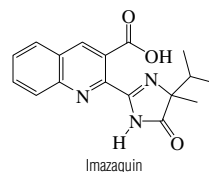
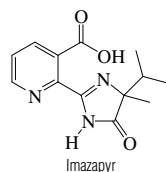
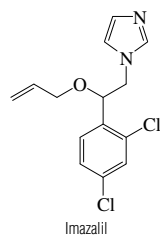
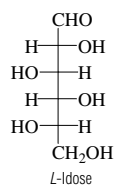
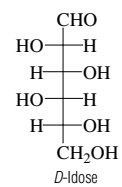
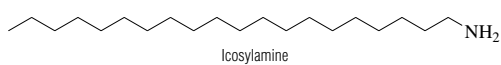
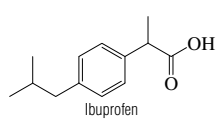
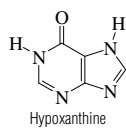
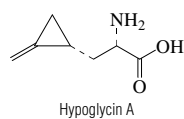
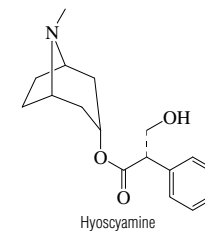
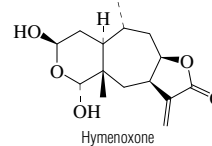
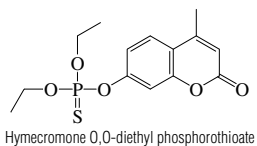
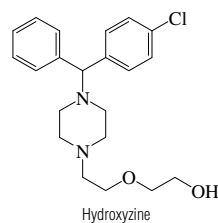
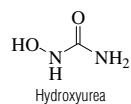
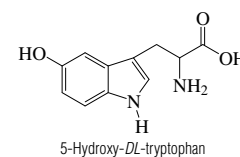
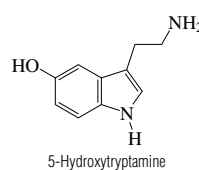
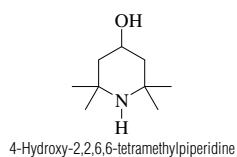
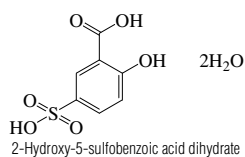
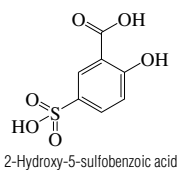
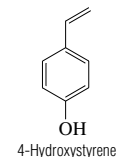
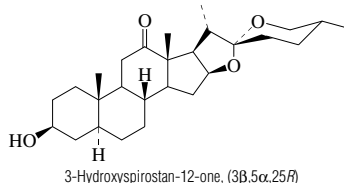
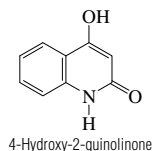
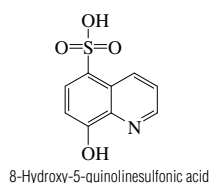
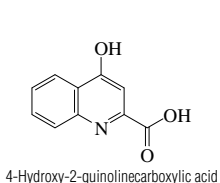
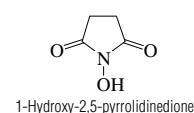
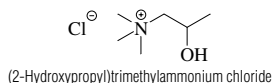
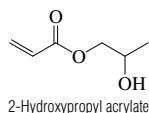
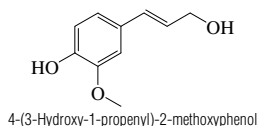
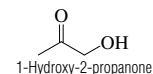
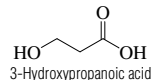
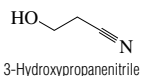
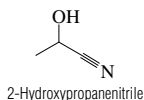
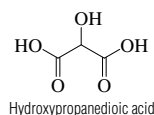
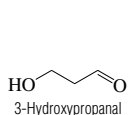
No.	Name	Synonym	Mol. Form.	CAS RN	Mol. Wt.	Physical Form	mp/°C	bp/°C	den/ g cm ⁻³	n _D	Solubility
6107	5-Hydroxy-6-methyl-3,4-pyridinedimethanol	Pyridoxin	C ₈ H ₁₁ NO ₃	65-23-6	169.178	nd (HOAc)	160	140 ^{0.001}			
6108	4-Hydroxy-1-methyl-2-quinolinone	4-Hydroxy- <i>N</i> -methylcarbostyryl	C ₁₀ H ₉ NO ₂	1677-46-9	175.184		265				sl DMSO
6109	2-Hydroxy-4-(methylthio)butanoic acid	Methionine hydroxy analog	C ₆ H ₁₀ O ₃ S	583-91-5	150.196	oil					
6110	3-Hydroxy- α -methyl- <i>L</i> -tyrosine	Methyl dopa	C ₁₀ H ₁₃ NO ₄	555-30-6	211.215	cry (MeOH)	300 dec				
6111	(Hydroxymethyl)urea		C ₂ H ₆ N ₂ O ₂	1000-82-4	90.081	pr (al)	111				vs H ₂ O; s EtOH, MeOH, HOAc; i eth
6112	2-Hydroxy-1-naphthalenecarboxaldehyde		C ₁₁ H ₈ O ₂	708-06-5	172.181	pr (al), nd (AcOEt)	83	192 ²⁷			i H ₂ O; s EtOH, eth, aq alk, sulf, peth
6113	2-Hydroxy-1-naphthalenecarboxylic acid	2-Hydroxy-1-naphthoic acid	C ₁₁ H ₈ O ₃	2283-08-1	188.180		157.3				sl H ₂ O; vs EtOH; s eth, ace, bz, lig, chl
6114	1-Hydroxy-2-naphthalenecarboxylic acid	1-Hydroxy-2-naphthoic acid	C ₁₁ H ₈ O ₃	86-48-6	188.180	cry (al) nd (al, eth, bz)	195				sl H ₂ O; vs EtOH, eth; s bz
6115	3-Hydroxy-2-naphthalenecarboxylic acid	3-Hydroxy-2-naphthoic acid	C ₁₁ H ₈ O ₃	92-70-6	188.180	nd (dil al) ye lf (dil al)	222.5				sl H ₂ O; vs EtOH, eth; s bz, chl, tol
6116	2-Hydroxy-1,4-naphthalenedione	Lawsone	C ₁₀ H ₆ O ₃	83-72-7	174.153	ye pr (HOAc)	195 dec				vs EtOH; i eth, bz, chl; s HOAc
6117	5-Hydroxy-1,4-naphthalenedione	Juglone	C ₁₀ H ₆ O ₃	481-39-0	174.153	ye nd (bz) peth)	155	sub			i H ₂ O; s EtOH, eth, bz; vs chl; sl lig
6118	7-Hydroxy-1,3-naphthalenedisulfonic acid	2-Naphthol-6,8-disulfonic acid	C ₁₀ H ₆ O ₇ S ₂	118-32-1	304.297						s H ₂ O
6119	3-Hydroxy-2,7-naphthalenedisulfonic acid	2-Naphthol-3,6-disulfonic acid	C ₁₀ H ₆ O ₇ S ₂	148-75-4	304.297	hyg nd	dec				vs H ₂ O, EtOH
6120	6-Hydroxy-2-naphthalenepropanoic acid	Allenolic acid	C ₁₃ H ₁₂ O ₃	553-39-9	216.232	cry (dil MeOH)	180.5				vs py, EtOH, MeOH
6121	4-Hydroxy-1-naphthalenesulfonic acid	1-Naphthol-4-sulfonic acid	C ₁₀ H ₆ O ₄ S	84-87-7	224.234	tab or pl (w)	170 dec				vs H ₂ O; i eth
6122	7-Hydroxy-1-naphthalenesulfonic acid	Croceic acid	C ₁₀ H ₆ O ₄ S	132-57-0	224.234						s H ₂ O
6123	1-Hydroxy-2-naphthalenesulfonic acid	1-Naphthol-2-sulfonic acid	C ₁₀ H ₆ O ₄ S	567-18-0	224.234	pl (w)	>250				sl H ₂ O, dil HCl; s EtOH; i eth
6124	6-Hydroxy-2-naphthalenesulfonic acid	2-Naphthol-6-sulfonic acid	C ₁₀ H ₆ O ₄ S	93-01-6	224.234	lf, cry (w+1)	125				vs H ₂ O, EtOH; i eth; s HOAc
6125	Hydroxynaphthol blue, trisodium salt		C ₂₀ H ₁₄ N ₂ Na ₃ O ₁₁ S ₃	63451-35-4	623.495	dk red cry					
6126	<i>N</i> -(2-Hydroxy-1-naphthyl)acetamide		C ₁₂ H ₁₁ NO ₂	117-93-1	201.221	lf (w, dil al)	235 dec	sub			vs ace, bz, eth, EtOH
6127	1-(1-Hydroxy-2-naphthyl)ethanone		C ₁₂ H ₁₀ O ₂	711-79-5	186.206	pr (bz, lig) gm-ye nd (al)	101	dec 325			vs bz, HOAc
6128	2-Hydroxy-3-nitrobenzaldehyde		C ₇ H ₅ NO ₄	5274-70-4	167.120	nd (HOAc)	109.5				vs bz, EtOH
6129	2-Hydroxy-5-nitrobenzaldehyde		C ₇ H ₅ NO ₄	97-51-8	167.120	cry (dil HOAc)	127.0				s ace
6130	2-Hydroxy-3-nitrobenzoic acid	3-Nitrosalicylic acid	C ₇ H ₅ NO ₃	85-38-1	183.119	ye nd (HOAc, w+1)	148				sl H ₂ O; vs EtOH, eth; s ace, bz, chl
6131	2-Hydroxy-5-nitrobenzoic acid	5-Nitrosalicylic acid	C ₇ H ₅ NO ₃	96-97-9	183.119	nd (w)	229.5		1.650 ²⁰		sl H ₂ O; vs EtOH, eth, ace, bz; s chl
6132	2-Hydroxy-1,2,3-nonadecanetricarboxylic acid	Agaricic acid	C ₂₂ H ₄₀ O ₇	666-99-9	416.549	cry pow	142 dec				s H ₂ O; sl EtOH, eth; i bz, chl
6133	12-Hydroxyoctadecanoic acid	12-Hydroxysteric acid	C ₁₈ H ₃₆ O ₃	106-14-9	300.477	cry (al)	82				i H ₂ O; s EtOH, eth, chl
6134	<i>cis</i> -12-Hydroxy-9-octadecenoic acid, (<i>R</i>)	Ricinoleic acid	C ₁₈ H ₃₄ O ₃	141-22-0	298.461	visc liq	5.5	227 ¹⁰	0.9450 ²¹	1.4716 ²¹	i H ₂ O; vs eth, EtOH
6135	2-Hydroxyoctanoic acid		C ₈ H ₁₆ O ₃	617-73-2	160.211	pl	70	162 ¹⁰			sl H ₂ O, chl; vs EtOH, eth
6136	5-Hydroxy-4-octanone	Butyrolin	C ₈ H ₁₆ O ₂	496-77-5	144.212	liq	-10	185	0.9107 ¹⁶	1.4345 ¹⁶	
6137	[2-Hydroxy-4-(octyloxy)phenyl]phenylmethanone	Octabenzone	C ₂₁ H ₂₆ O ₃	1843-05-6	326.429		48.5				
6138	3-Hydroxy-2-oxopropanoic acid	Hydroxypyruvic acid	C ₃ H ₄ O ₄	1113-60-6	104.062		81 dec				
6139	3-Hydroxy-4-oxo-4 <i>H</i> -pyran-2,6-dicarboxylic acid	Meconic acid	C ₇ H ₄ O ₇	497-59-6	200.103	orth pl (w, dil HCl) (+3w)	120 dec				sl H ₂ O, MeOH, ace, eth; s EtOH, bz
6140	2-Hydroxypentanoic acid		C ₆ H ₁₀ O ₃	617-31-2	118.131	hyg pl	34	sub			s H ₂ O, EtOH, eth
6141	5-Hydroxy-2-pentanone		C ₆ H ₁₀ O ₂	1071-73-4	102.132			209; 117 ³³	1.0071 ²⁰	1.4390 ²⁰	msc H ₂ O; s EtOH, eth



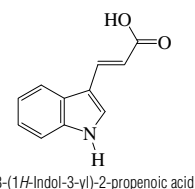
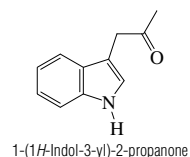
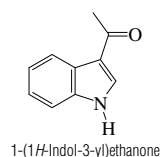
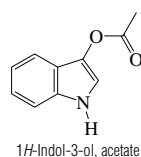
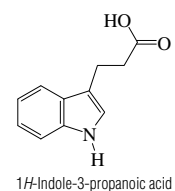
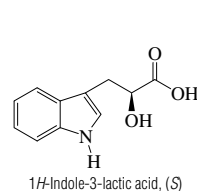
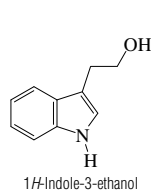
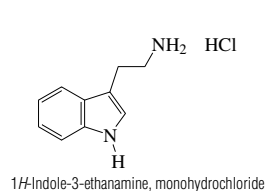
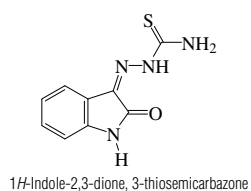
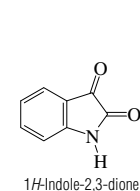
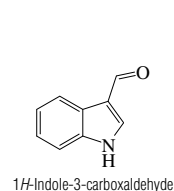
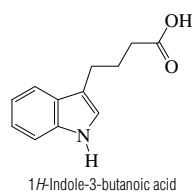
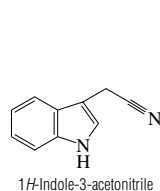
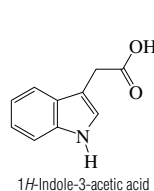
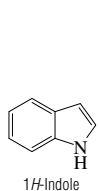
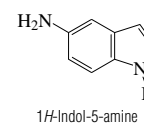
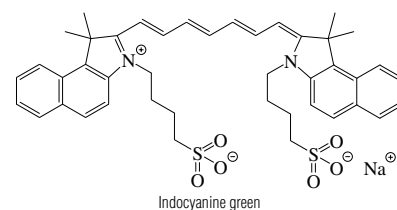
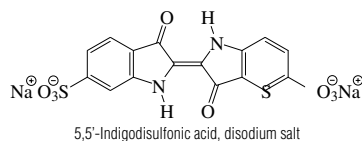
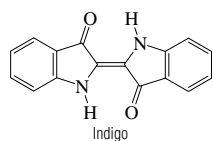
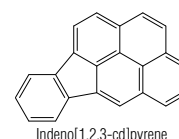
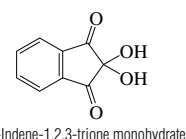
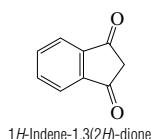
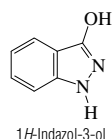
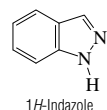
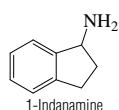
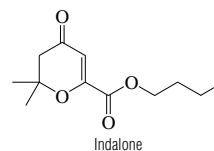
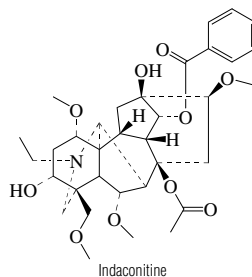
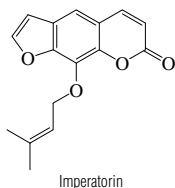
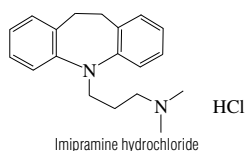
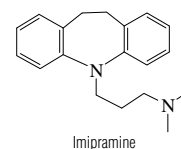
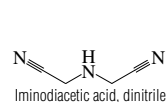
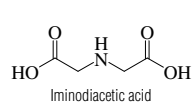
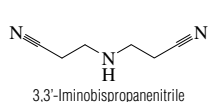
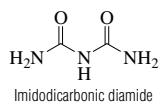
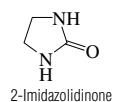
No.	Name	Synonym	Mol. Form.	CAS RN	Mol. Wt.	Physical Form	mp/°C	bp/°C	den/ g cm ⁻³	n _D	Solubility
6142	7-Hydroxy-3 <i>H</i> -phenoxazin-3-one	Resorufine	C ₁₂ H ₇ NO ₃	635-78-9	213.189	br nd (PhNO ₂) pr (HCl)					i H ₂ O; sl EtOH; i eth; vs alk
6143	<i>N</i> -(2-Hydroxyphenyl)acetamide		C ₈ H ₉ NO ₂	614-80-2	151.163	pl (dil al)	209				sl H ₂ O; vs EtOH, eth, bz; s DMSO
6144	<i>N</i> -(3-Hydroxyphenyl)acetamide		C ₈ H ₉ NO ₂	621-42-1	151.163	nd (w)	148.5				vs H ₂ O, EtOH; sl eth, bz, chl, DMSO
6145	<i>N</i> -(4-Hydroxyphenyl)acetamide	Acetaminophen	C ₈ H ₉ NO ₂	103-90-2	151.163	mcl pr (w)	170		1.293 ²¹		i H ₂ O; vs EtOH
6146	2-[(4-Hydroxyphenyl)azo]benzoic acid		C ₁₃ H ₁₀ N ₂ O ₃	1634-82-8	242.229		206				sl DMSO
6147	2-Hydroxy- <i>N</i> -phenylbenzamide	Salicylanilide	C ₁₃ H ₁₁ NO ₂	87-17-2	213.232	pr (w, al)	136.5				s H ₂ O; sl EtOH, eth, bz, chl
6148	<i>N</i> -Hydroxy- <i>N</i> -phenylbenzamide		C ₁₃ H ₁₁ NO ₂	304-88-1	213.232		120.3				
6149	α -Hydroxy- α -phenylbenzeneacetic acid	Benzilic acid	C ₁₄ H ₁₂ O ₃	76-93-7	228.243	mcl nd (w)	150	dec 180			sl H ₂ O, ace; vs EtOH, eth; s con sulf
6150	3-Hydroxy-2-phenyl-4 <i>H</i> -1-benzopyran-4-one		C ₁₅ H ₁₀ O ₃	577-85-5	238.238	pa ye nd (al)	169.5				s EtOH
6151	<i>N</i> -(4-Hydroxyphenyl)butanamide	4-Hydroxybutyrilide	C ₁₀ H ₁₃ NO ₂	101-91-7	179.216	nd (w)	139.5				vs H ₂ O, EtOH
6152	4-(4-Hydroxyphenyl)-2-butanone		C ₁₀ H ₁₂ O ₂	5471-51-2	164.201		82.5				
6153	1-(2-Hydroxyphenyl)ethanone		C ₈ H ₈ O ₂	118-93-4	136.149		2.5	218	1.1307 ²⁰	1.5584 ²⁰	vs eth, EtOH, HOAc
6154	1-(3-Hydroxyphenyl)ethanone		C ₈ H ₈ O ₂	121-71-1	136.149	nd or lf	96	296; 153 ⁵	1.0992 ¹⁰⁹	1.5348 ¹⁰⁹	sl H ₂ O; vs EtOH, eth, bz, chl; i lig
6155	1-(4-Hydroxyphenyl)ethanone		C ₈ H ₈ O ₂	99-93-4	136.149	nd (eth, dil al)	109.5	147 ³	1.1090 ¹⁰⁹	1.5577 ¹⁰⁹	sl H ₂ O, DMSO; vs EtOH, eth
6156	4-Hydroxyphenyl- β - <i>D</i> -glucopyranoside	Arbutin	C ₁₂ H ₁₆ O ₇	497-76-7	272.251	nd (w+1)	199.5				vs H ₂ O; s EtOH; sl eth; i bz, chl, CS ₂
6157	2-(4-Hydroxyphenyl)- <i>D</i> -glycine	Oxfenicine	C ₈ H ₉ NO ₃	22818-40-2	167.162	cry	240 dec				
6158	<i>N</i> -(4-Hydroxyphenyl)glycine		C ₈ H ₉ NO ₃	122-87-2	167.162	lf (w) pl (w)	246 dec				sl H ₂ O, EtOH; i eth; s AcOEt, chl
6159	2(2-Hydroxyphenyl)-2(4-hydroxyphenyl)propane	2,4'-Isopropylidenediphenol	C ₁₅ H ₁₆ O ₂	837-08-1	228.287	cry (bz)	111				
6160	2-[[2(2-Hydroxyphenyl)imino]methyl]phenol	<i>N</i> -Salicylidene- <i>o</i> -aminophenol	C ₁₃ H ₁₁ NO ₂	1761-56-4	213.232		185				
6161	<i>N</i> -Hydroxy- <i>N</i> -(phenylmethyl)benzenemethanamine		C ₁₄ H ₁₅ NO	621-07-8	213.275		122.5				s chl
6162	<i>N</i> -(4-Hydroxyphenyl)octadecanamide		C ₂₄ H ₄₁ NO ₂	103-99-1	375.589		133.8	239.5 ¹⁰			i H ₂ O; sl eth, bz, chl; s ace
6163	3-(4-Hydroxyphenyl)-2-oxopropanoic acid	4-Hydroxy- α -oxobenzenepranoic acid	C ₈ H ₈ O ₄	156-39-8	180.158	cry (w)	220 dec				s H ₂ O; dec alk
6164	(2-Hydroxyphenyl)phenylmethanone		C ₁₃ H ₁₀ O ₂	117-99-7	198.217	pl (dil al)	40	250 ⁶⁰⁰			i H ₂ O; vs EtOH, eth, bz; sl chl, peth
6165	1-(2-Hydroxyphenyl)-3-phenyl-2-propen-1-one	2'-Hydroxychalcone	C ₁₅ H ₁₂ O ₂	1214-47-7	224.255		90				
6166	2-Hydroxy-1-phenyl-1-propanone		C ₉ H ₁₀ O ₂	5650-40-8	150.174	ye oil		251	1.1085 ¹⁸	1.536 ²³	
6167	1-(2-Hydroxyphenyl)-1-propanone		C ₉ H ₁₀ O ₂	610-99-1	150.174			150 ⁸⁰ , 115 ¹⁵		1.5501 ²⁰	sl H ₂ O; s EtOH, eth, ctc, alk
6168	1-(4-Hydroxyphenyl)-1-propanone	Paroxypropione	C ₉ H ₁₀ O ₂	70-70-2	150.174	wh nd or pl (w)	149				sl H ₂ O, ace; s EtOH, eth, alk
6169	3-(4-Hydroxyphenyl)-2-propenoic acid	<i>p</i> -Coumaric acid	C ₉ H ₈ O ₃	7400-08-0	164.158	nd	211.5				vs eth, EtOH
6170	3-Hydroxy-2-phenyl-4-quinolinecarboxylic acid	Oxycinchophen	C ₁₆ H ₁₁ NO ₃	485-89-2	265.263	ye pr (al)	206 dec				vs bz, EtOH, HOAc
6171	<i>N</i> -Hydroxypiperidine	1-Piperidinol	C ₆ H ₁₁ NO	4801-58-5	101.147	hyg	39.3	110 ⁵⁵			
6172	3-Hydroxypregnan-20-one, (3 α ,5 α)	Allopregnan-3 α -ol-20-one	C ₂₁ H ₃₄ O ₂	516-54-1	318.494	cry (al)	177				
6173	3-Hydroxypregnan-20-one, (3 β ,5 α)	Allopregnan-3 β -ol-20-one	C ₂₁ H ₃₄ O ₂	516-55-2	318.494		189.5				
6174	17-Hydroxypregnen-4-ene-3,20-dione	17 α -Hydroxyprogesterone	C ₂₁ H ₃₀ O ₃	68-96-2	330.461						sl chl
6175	21-Hydroxypregnen-4-ene-3,20-dione	Deoxycorticosterone	C ₂₁ H ₃₀ O ₃	64-85-7	330.461	pl (eth)	141.5				sl H ₂ O, eth; vs EtOH, ace; s chl
6176	21-Hydroxypregnen-4-ene-3,11,20-trione	11-Dehydrocorticosterone	C ₂₁ H ₂₈ O ₄	72-23-1	344.445	pr (ace-w, al, ace-eth)	183.5				i H ₂ O; s EtOH, ace, bz
6177	<i>cis</i> -4-Hydroxy- <i>L</i> -proline		C ₅ H ₉ NO ₃	618-27-9	131.130	nd (w+1)	239.5				vs H ₂ O
6178	<i>trans</i> -4-Hydroxy- <i>L</i> -proline		C ₅ H ₉ NO ₃	51-35-4	131.130	lf (dil al) pr (w)	274				vs H ₂ O; sl EtOH



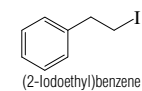
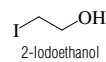
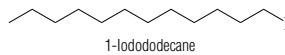
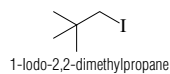
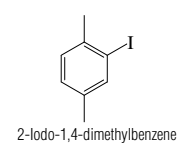
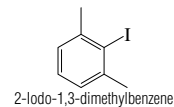
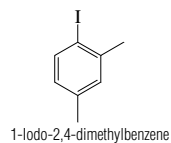
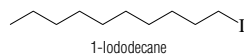
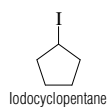
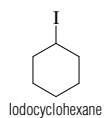
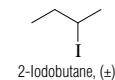
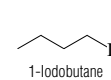
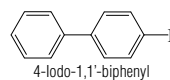
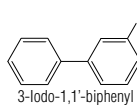
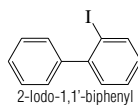
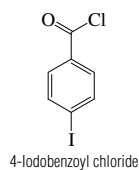
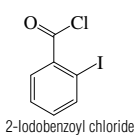
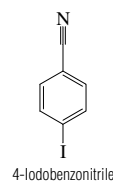
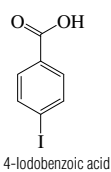
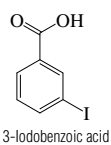
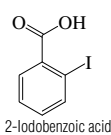
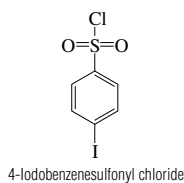
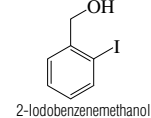
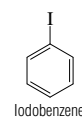
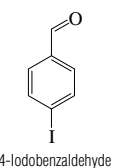
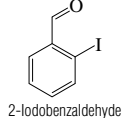
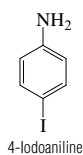
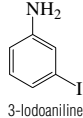
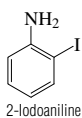
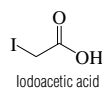
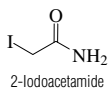
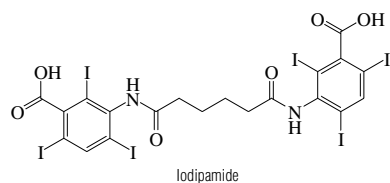
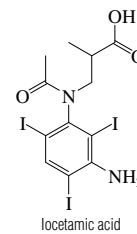
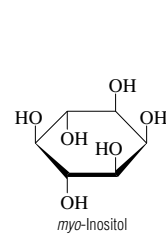
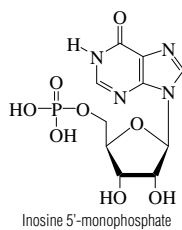
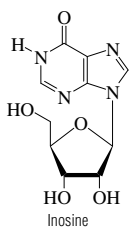
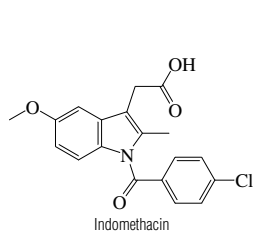
No.	Name	Synonym	Mol. Form.	CAS RN	Mol. Wt.	Physical Form	mp/°C	bp/°C	den/ g cm ⁻³	n _D	Solubility
6179	3-Hydroxypropanal	Hydracrolein	C ₃ H ₆ O ₂	2134-29-4	74.079			90 ¹⁸ , 38 ⁹²			vs ace, eth, EtOH
6180	Hydroxypropanedioic acid	Tartronic acid	C ₃ H ₄ O ₅	80-69-3	120.061	pr (w+1)	157	sub			s H ₂ O, EtOH; sl eth
6181	2-Hydroxypropanenitrile	Acetaldehyde cyanohydrin	C ₃ H ₅ NO	78-97-7	71.078	liq	-40	183	0.9877 ²⁰	1.4058 ¹⁸	msc H ₂ O, EtOH; s eth, chl; i CS ₂ , peth
6182	3-Hydroxypropanenitrile	Hydracrylonitrile	C ₃ H ₅ NO	109-78-4	71.078	liq	-46	221	1.0404 ²⁵	1.4248 ²⁰	msc H ₂ O, EtOH; sl eth; s chl; i CS ₂
6183	3-Hydroxypropanoic acid	Hydracrylic acid	C ₃ H ₆ O ₃	503-66-2	90.078	syr		dec			vs H ₂ O; s EtOH; msc eth
6184	1-Hydroxy-2-propanone	Acetone alcohol	C ₃ H ₆ O ₂	116-09-6	74.079	hyg liq	-17	145.5	1.0805 ²⁰	1.4295 ²⁰	vs H ₂ O, EtOH, eth
6185	4-(3-Hydroxy-1-propenyl)-2-methoxyphenol	Coniferyl alcohol	C ₁₀ H ₁₂ O ₃	458-35-5	180.200	pr (eth-lig)	74	164 ³			i H ₂ O; s EtOH, alk; vs eth
6186	2-Hydroxypropyl acrylate		C ₆ H ₁₀ O ₃	999-61-1	130.141	liq		70 ²			
6187	(2-Hydroxypropyl) trimethylammonium chloride		C ₆ H ₁₆ ClNO	2382-43-6	153.650	pr (Bu OH)	165	dec			vs H ₂ O, EtOH
6188	3-Hydroxy-1H-pyridin-2-one		C ₅ H ₅ NO ₂	16867-04-2	111.100			245 dec			
6189	1-Hydroxy-2,5-pyrrolidinedione	N-Hydroxysuccinimide	C ₄ H ₅ NO ₃	6066-82-6	115.088	hyg	96.3				sl DMSO
6190	4-Hydroxy-2-quinolinecarboxylic acid	Kynurenic acid	C ₁₀ H ₇ NO ₃	492-27-3	189.168	ye nd (+w, dil al)	282.5				sl H ₂ O; s EtOH; i eth; vs alk
6191	8-Hydroxy-5-quinolinesulfonic acid		C ₉ H ₇ NO ₄ S	84-88-8	225.222	ye lf, nd (+1w) (dil HCl)	322.5				sl H ₂ O
6192	4-Hydroxy-2-quinolinone	2,4-Quinolinediol	C ₉ H ₇ NO ₂	86-95-3	161.158			360 dec			sl EtOH, PhNO ₂ , gl HOAc
6193	3-Hydroxyspirostan-12-one, (3β,5α,25R)	Hecogenin	C ₂₇ H ₄₂ O ₄	467-55-0	430.620	pl (eth)	266.5				vs ace, eth, EtOH
6194	4-Hydroxystyrene	4-Vinylphenol	C ₈ H ₈ O	2628-17-3	120.149			73.5			
6195	2-Hydroxy-5-sulfobenzoic acid	5-Sulfosalicylic acid	C ₇ H ₆ O ₅ S	97-05-2	218.184	hyg nd	120				vs H ₂ O; vs EtOH, eth
6196	2-Hydroxy-5-sulfobenzoic acid dihydrate	5-Sulfosalicylic acid dihydrate	C ₇ H ₁₀ O ₈ S	5965-83-3	254.214	wh cry (w)					vs H ₂ O; vs EtOH, eth
6197	4-Hydroxy-2,2,6,6-tetramethylpiperidine	2,2,6,6-Tetramethyl-4-piperidinol	C ₉ H ₁₉ NO	2403-88-5	157.253		130	213.5			
6198	5-Hydroxytryptamine	3-(2-Aminoethyl)indol-5-ol	C ₁₀ H ₁₂ N ₂ O	50-67-9	176.214						s H ₂ O
6199	5-Hydroxy-DL-tryptophan		C ₁₁ H ₁₂ N ₂ O ₃	114-03-4	220.224	rod or nd (al)	300 dec				
6200	Hydroxyurea		CH ₃ N ₂ O ₂	127-07-1	76.055	nd (al)	141	dec			vs H ₂ O
6201	Hydroxyzine		C ₂₁ H ₂₇ ClN ₂ O ₂	68-88-2	374.904	oil		220 ^{0.5}			
6202	Hymecromone 0,0-diethyl phosphorothioate		C ₁₄ H ₁₇ O ₃ PS	299-45-6	328.321	nd	38	210 ^{1.0} dec	1.260 ³⁸	1.5685 ³⁷	vs H ₂ O; sl peth
6203	Hymenoxone		C ₁₅ H ₂₂ O ₃	57377-32-9	282.333	cry					
6204	Hyoscyamine		C ₁₇ H ₂₃ NO ₃	101-31-5	289.370	tetr nd (dil al)	108.5				sl H ₂ O, eth, bz; vs EtOH, chl
6205	Hypoglycin A		C ₇ H ₁₁ NO ₂	156-56-9	141.168	ye pl (Me aq)	282				
6206	Hypoxanthine		C ₅ H ₄ N ₄ O	68-94-0	136.112	oct nd (w)	150 dec				sl H ₂ O; s alk, dil acid
6207	Ibuprofen	2-(4-Isobutylphenyl)propanoic acid	C ₁₃ H ₁₈ O ₂	15687-27-1	206.281	col cry	76				sl H ₂ O; s os
6208	Icosylamine	1-Eicosanamine	C ₂₀ H ₄₂ N	10525-37-8	297.562			372.4			
6209	D-Idose		C ₆ H ₁₂ O ₆	5978-95-0	180.155	syr					vs H ₂ O
6210	L-Idose		C ₆ H ₁₂ O ₆	5934-56-5	180.155	syr					vs H ₂ O
6211	Imazalil		C ₁₄ H ₁₄ Cl ₂ N ₂ O	35554-44-0	297.179		50	dec	1.243 ²³		
6212	Imazapyr		C ₁₃ H ₁₅ N ₃ O ₃	81334-34-1	261.276		171				
6213	Imazaquin		C ₁₇ H ₁₇ N ₃ O ₃	81335-37-7	311.335		221				
6214	Imazethapyr		C ₁₅ H ₁₅ N ₃ O ₃	81335-77-5	289.330		173				
6215	Imidazole	1,3-Diazole	C ₃ H ₄ N ₂	288-32-4	68.077	mcl pr (bz)	89.5	257	1.0303 ¹⁰¹	1.4801 ¹⁰¹	vs H ₂ O, EtOH; s eth, ace, py; sl bz
6216	1H-Imidazole-4,5-dicarboxylic acid		C ₅ H ₄ N ₂ O ₄	570-22-9	156.097	pr	290 dec		1.749 ²⁵		sl H ₂ O, py; i EtOH, eth, bz
6217	1H-Imidazole-4-ethanamine, dihydrochloride		C ₆ H ₁₁ Cl ₂ N ₃	56-92-8	184.066	pl (eth-HOAc), pr (w)	251.3		1.43 ²⁰		vs H ₂ O, MeOH
6218	2,4-Imidazolidinedione	Hydantoin	C ₃ H ₄ N ₂ O ₂	461-72-3	100.076	nd (MeOH), lf (w)	220				s H ₂ O, EtOH, alk; sl eth; i peth
6219	2-Imidazolidinethione	Ethylene thiourea	C ₃ H ₆ N ₂ S	96-45-7	102.158	nd (al), pr (al)	203				vs H ₂ O; s EtOH; i eth, bz, chl; sl DMSO
6220	Imidazolidinetrione	Parabanic acid	C ₃ H ₂ N ₂ O ₃	120-89-8	114.059	mcl nd (w)	244 dec	sub 100			s H ₂ O; vs EtOH



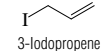
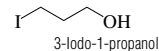
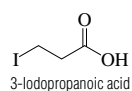
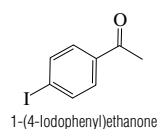
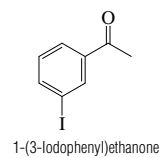
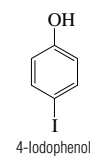
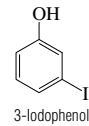
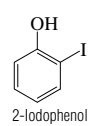
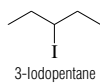
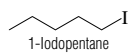
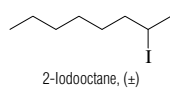
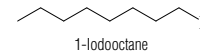
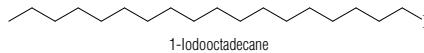
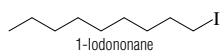
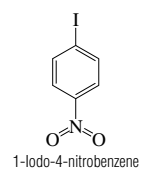
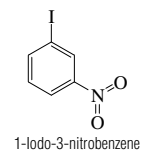
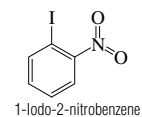
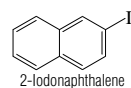
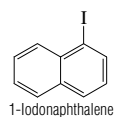
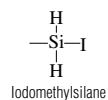
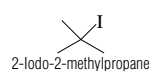
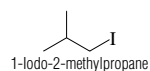
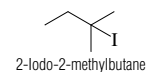
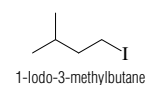
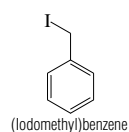
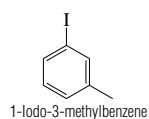
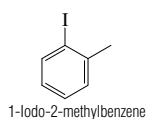
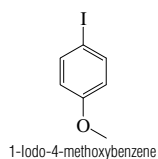
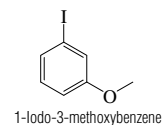
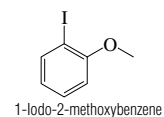
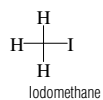
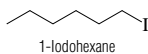
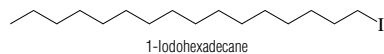
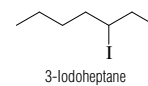
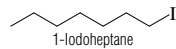
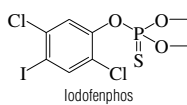
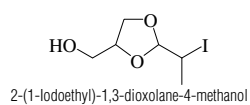
No.	Name	Synonym	Mol. Form.	CAS RN	Mol. Wt.	Physical Form	mp/°C	bp/°C	den/ g cm ⁻³	n _D	Solubility
6221	2-Imidazolidinone	Ethylene urea	C ₃ H ₆ N ₂ O	120-93-4	86.092		131				vs H ₂ O, EtOH; sl eth, chl
6222	Imidodicarbonic diamide	Biuret	C ₂ H ₄ N ₃ O ₂	108-19-0	103.080	pl (al), nd (w+1)	190 dec				sl H ₂ O; vs EtOH; l eth
6223	3,3'-Iminobispropanenitrile	Bis(2-cyanoethyl)amine	C ₆ H ₁₀ N ₃	111-94-4	123.155		-6	162 ⁵	1.0165 ²⁰		
6224	Iminodiacetic acid		C ₄ H ₇ NO ₄	142-73-4	133.104	orth pr	247.5				sl H ₂ O; i EtOH, eth
6225	Iminodiacetic acid, dinitrile	2,2'-Iminobisacetoneitrile	C ₄ H ₅ N ₃	628-87-5	95.103		78				s H ₂ O, EtOH; sl eth, bz, chl
6226	Imipramine		C ₁₉ H ₂₄ N ₂	50-49-7	280.407			160 ^{0.1}			
6227	Imipramine hydrochloride	Tofranil	C ₁₉ H ₂₅ ClN ₂	113-52-0	316.868		174.5				vs H ₂ O; s EtOH; sl ace
6228	Imperatorin		C ₁₆ H ₁₄ O ₄	482-44-0	270.280	cry (al)	102				sl H ₂ O; s EtOH, eth, bz, peth; vs chl
6229	Indaconitine		C ₃₄ H ₄₇ NO ₁₀	4491-19-4	629.738	cry	202 dec				vs eth, EtOH, chl
6230	Indalone	Butopyronoxyl	C ₁₂ H ₁₈ O ₄	532-34-3	226.269	ye-red liq		263	1.057 ²⁰	1.475 ²⁵	i H ₂ O; vs EtOH, eth, chl
6231	Indan		C ₉ H ₁₀	496-11-7	118.175	liq	-51.38	177.97	0.9639 ²⁰	1.5378 ²⁰	i H ₂ O; msc EtOH, eth; sl chl
6232	1-Indanamine	1-Aminoindane	C ₉ H ₁₁ N	34698-41-4	133.190			221; 96 ⁹	1.038 ¹⁵	1.5613 ²⁰	sl H ₂ O; s eth, ace, bz
6233	1 <i>H</i> -Indazole	1 <i>H</i> -Benzopyrazole	C ₇ H ₆ N ₂	271-44-3	118.136	nd (al, w)	148	269			s H ₂ O, EtOH, eth
6234	1 <i>H</i> -Indazol-3-ol	1,2-Dihydro-3 <i>H</i> -indazol-3-one	C ₇ H ₈ N ₂ O	7364-25-2	134.135	nd or lf (MeOH) pl or nd (al)	252.5				sl H ₂ O, eth; s MeOH, EtOH
6235	Indene	Indonaphthene	C ₉ H ₈	95-13-6	116.160	liq	-1.5	182	0.9960 ²⁵	1.5768 ²⁰	i H ₂ O; msc EtOH, eth; s ace, bz, py; sl chl
6236	1 <i>H</i> -Indene-1,3(2 <i>H</i>)-dione		C ₉ H ₆ O ₂	606-23-5	146.143	nd (eth, lig)	131 dec		1.37 ²¹		sl H ₂ O, ctc; vs EtOH; s eth, bz, alk
6237	1 <i>H</i> -Indene-1,2,3-trione monohydrate	Ninhydrin	C ₉ H ₆ O ₄	485-47-2	178.142	pa ye pr (w, al)	242 dec				vs H ₂ O; s EtOH, alk; sl eth
6238	Indeno[1,2,3- <i>cd</i>]pyrene	1,10-(1,2-Phenylene)pyrene	C ₂₂ H ₁₂	193-39-5	276.330	ye cry (cy)	162				
6239	Indigo		C ₁₆ H ₁₀ N ₂ O ₂	482-89-3	262.262	dk bl pow	390 dec	sub 300			
6240	5,5'-Indigodisulfonic acid, disodium salt	Indigo Carmine	C ₁₆ H ₆ N ₂ Na ₂ O ₈ S ₂	860-22-0	466.353	dk-bl pow					sl H ₂ O, EtOH; i os
6241	Indocyanine green		C ₄₃ H ₄₇ N ₂ NaO ₆ S ₂	3599-32-4	774.962	grn pow	244 dec				
6242	1 <i>H</i> -Indol-5-amine		C ₈ H ₈ N ₂	5192-03-0	132.163		132				
6243	1 <i>H</i> -Indole	2,3-Benzopyrrole	C ₈ H ₇ N	120-72-9	117.149	lf (w, peth) cry (eth)	52.5	253.6	1.22 ²⁵		s H ₂ O, bz; vs EtOH, eth, tol; sl ctc
6244	1 <i>H</i> -Indole-3-acetic acid	Indoleacetic acid	C ₁₀ H ₉ NO ₂	87-51-4	175.184	lf (bz), pl (chl)	168.5				i H ₂ O; vs EtOH; s eth, ace, bz; sl chl
6245	1 <i>H</i> -Indole-3-acetonitrile		C ₁₀ H ₈ N ₂	771-51-7	156.184		36	160 ^{0.2}			
6246	1 <i>H</i> -Indole-3-butyric acid	Indolebutyric acid	C ₁₂ H ₁₃ NO ₂	133-32-4	203.237		124.5				vs bz; s DMSO; l peth
6247	1 <i>H</i> -Indole-3-carboxaldehyde		C ₉ H ₇ NO	487-89-8	145.158		197.8				
6248	1 <i>H</i> -Indole-2,3-dione	Isatin	C ₈ H ₅ NO ₂	91-56-5	147.132	oran mcl pr	203 dec				s H ₂ O, ace, bz; vs EtOH; sl eth
6249	1 <i>H</i> -Indole-2,3-dione, 3-thiosemicarbazone	Isatin, 3-thiosemicarbazone	C ₉ H ₈ N ₄ OS	487-16-1	220.251		283				
6250	1 <i>H</i> -Indole-3-ethanamine, monohydrochloride	Tryptamine hydrochloride	C ₁₀ H ₁₃ ClN ₂	343-94-2	196.676	nd (al-bz or lig)	255				vs ace, EtOH
6251	1 <i>H</i> -Indole-3-ethanol	Tryptophol	C ₁₀ H ₁₁ NO	526-55-6	161.200	pr (bz-peth)	59	174 ²			vs ace, eth, EtOH, chl
6252	1 <i>H</i> -Indole-3-lactic acid, (<i>S</i>)	α-Hydroxy-1 <i>H</i> -indole-3-propanoic acid	C ₁₁ H ₁₁ NO ₃	7417-65-4	205.210	cry (peth)	100				
6253	1 <i>H</i> -Indole-3-propanoic acid		C ₁₁ H ₁₁ NO ₂	830-96-6	189.211		134.5				sl H ₂ O, DMSO; vs EtOH, eth, ace, bz
6254	Indolizine		C ₈ H ₇ N	274-40-8	117.149	pl	75	205			i H ₂ O; s EtOH
6255	1 <i>H</i> -Indol-3-ol, acetate		C ₁₀ H ₉ NO ₂	608-08-2	175.184		129				
6256	1-(1 <i>H</i> -Indol-3-yl)ethanone		C ₁₀ H ₉ NO	703-80-0	159.184	nd (bz)	192.3	144 ¹⁰			vs EtOH
6257	1-(1 <i>H</i> -Indol-3-yl)-2-propanone	3-Indolylacetone	C ₁₁ H ₁₁ NO	1201-26-9	173.211	br orth (bz), nd (aq MeOH)	116				
6258	3-(1 <i>H</i> -Indol-3-yl)-2-propenoic acid	3-Indolylacrylic acid	C ₁₁ H ₉ NO ₂	1204-06-4	187.195		185 dec				



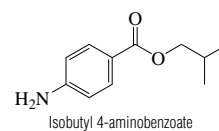
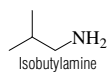
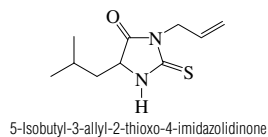
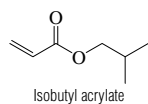
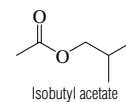
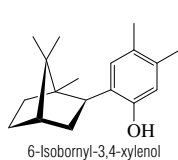
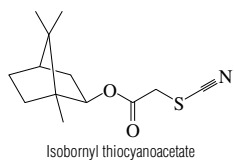
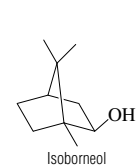
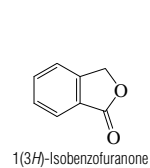
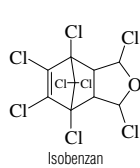
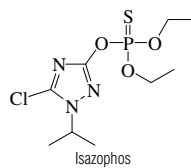
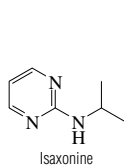
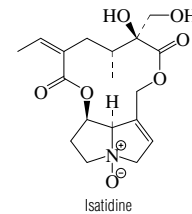
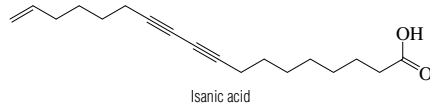
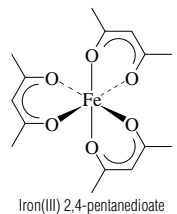
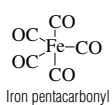
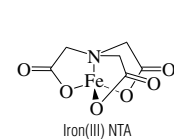
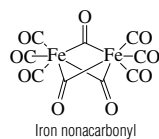
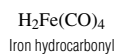
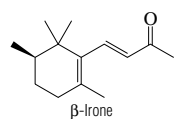
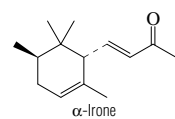
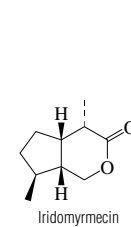
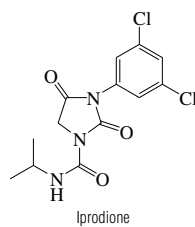
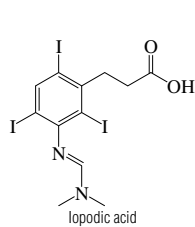
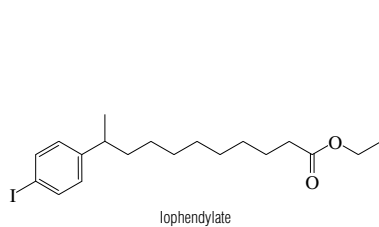
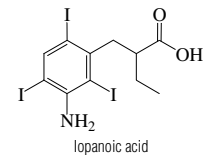
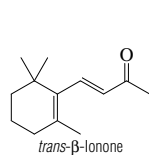
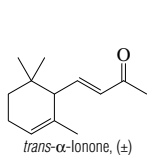
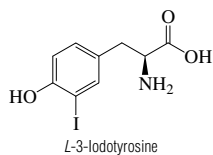
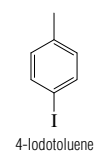
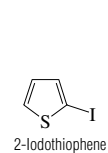
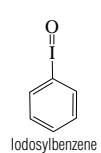
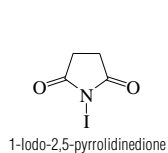
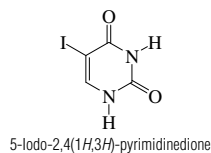
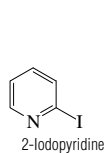
No.	Name	Synonym	Mol. Form.	CAS RN	Mol. Wt.	Physical Form	mp/°C	bp/°C	den/ g cm ⁻³	n _D	Solubility
6259	Indomethacin		C ₁₉ H ₁₆ ClNO ₄	53-86-1	357.788		155 (form a); 162 (form b)				
6260	Inosine	Hypoxanthine riboside	C ₁₀ H ₁₂ N ₄ O ₅	58-63-9	268.226	pl (w + 2), nd (80% al)	218 dec				sl H ₂ O; vs EtOH
6261	Inosine 5'-monophosphate	5'-Inosinic acid	C ₁₀ H ₁₃ N ₄ O ₈ P	131-99-7	348.206	visc liq or glass					vs H ₂ O; sl EtOH, eth
6262	myo-Inositol	(1α,2α,3α,4β,5α,6β)- Cyclohexanehexol	C ₆ H ₁₂ O ₆	87-89-8	180.155	cry (w)	225		1.752		s H ₂ O
6263	locetamic acid		C ₁₂ H ₁₃ N ₃ O ₃	16034-77-8	613.955	wh-ye pow	225				i H ₂ O; sl EtOH, bz, eth, ace
6264	Iodipamide		C ₂₀ H ₁₄ N ₂ O ₆	606-17-7	1139.761		307 dec				i H ₂ O, bz; sl EtOH, eth, ace
6265	2-Iodoacetamide		C ₂ H ₄ IINO	144-48-9	184.963		93.0				s H ₂ O; sl tfa
6266	Iodoacetic acid		C ₂ H ₃ IO ₂	64-69-7	185.948		82.5	dec			s H ₂ O, EtOH, peth; sl eth, chl
6267	Iodoacetone		C ₃ H ₅ IO	3019-04-3	183.975			62 ¹²	2.17 ¹⁵		s EtOH
6268	Iodoacetoneitrile		C ₂ H ₃ IIN	624-75-9	166.948			185	2.307 ²⁵	1.5744 ²⁰	
6269	Iodoacetylene		C ₂ HI	14545-08-5	151.933			32			
6270	2-Iodoaniline		C ₆ H ₆ IIN	615-43-0	219.023	nd (dil al)	60.5				sl H ₂ O; vs EtOH, eth, ace
6271	3-Iodoaniline		C ₆ H ₆ IIN	626-01-7	219.023	lf	33	145 ¹⁵		1.6811 ²⁰	i H ₂ O; s EtOH, chl
6272	4-Iodoaniline		C ₆ H ₆ IIN	540-37-4	219.023	nd (w)	67.5				sl H ₂ O, peth; s EtOH, eth
6273	2-Iodobenzaldehyde		C ₇ H ₅ IO	26260-02-6	232.018		37	129 ¹⁴			sl H ₂ O; s ace
6274	4-Iodobenzaldehyde		C ₇ H ₅ IO	15164-44-0	232.018		77.5	265			sl H ₂ O; s EtOH, bz
6275	Iodobenzene		C ₆ H ₅ I	591-50-4	204.008	liq	-31.3	188.4	1.8308 ²⁰	1.6200 ²⁰	i H ₂ O; s EtOH; msc eth, ace, bz, ctc
6276	2-Iodobenzenemethanol		C ₇ H ₇ IO	5159-41-1	234.034		92	148 ³²		1.6349 ²⁰	
6277	4-Iodobenzenesulfonyl chloride	Pipsyl chloride	C ₆ H ₄ ClIO ₂ S	98-61-3	302.517		85				
6278	2-Iodobenzoic acid		C ₇ H ₅ IO ₂	88-67-5	248.018	nd (w)	163	exp 233	2.25 ²⁵		sl H ₂ O, ace; vs EtOH, eth
6279	3-Iodobenzoic acid		C ₇ H ₅ IO ₂	618-51-9	248.018	mcl pr (ace)	188.3	sub			sl H ₂ O, eth; vs EtOH
6280	4-Iodobenzoic acid		C ₇ H ₅ IO ₂	619-58-9	248.018	mcl pr (dil al) lf (sub)	270	sub	2.184 ²⁰		i H ₂ O; sl EtOH; s eth, DMSO
6281	4-Iodobenzonitrile		C ₇ H ₄ IIN	3058-39-7	229.018		127.5				
6282	2-Iodobenzoyl chloride		C ₇ H ₄ ClIO	609-67-6	266.463		38.3	159 ²⁷ , 135 ¹⁹			
6283	4-Iodobenzoyl chloride		C ₇ H ₄ ClIO	1711-02-0	266.463		65.5	164 ³²			
6284	2-Iodo-1,1'-biphenyl		C ₁₂ H ₉ I	2113-51-1	280.103			190 ³⁶ , 169 ¹⁷	1.5511 ²⁵	1.6620 ²⁰	i H ₂ O; s EtOH, eth, bz, HOAc
6285	3-Iodo-1,1'-biphenyl		C ₁₂ H ₉ I	20442-79-9	280.103		26.5	188 ¹⁶	1.5967 ²⁵		
6286	4-Iodo-1,1'-biphenyl		C ₁₂ H ₉ I	1591-31-7	280.103	nd (al, HOAc)	113.5	320; 183 ¹¹			i H ₂ O; s EtOH, eth, bz, HOAc
6287	1-Iodobutane	Butyl iodide	C ₄ H ₉ I	542-69-8	184.018	liq	-103	130.5	1.6154 ²⁰	1.5001 ²⁰	i H ₂ O; msc EtOH, eth; vs chl
6288	2-Iodobutane, (±)	(±)-sec-Butyl iodide	C ₄ H ₉ I	52152-71-3	184.018	liq	-104.2	120.1	1.5920 ²⁰	1.4991 ²⁰	i H ₂ O; msc EtOH, eth; vs chl
6289	Iodocyclohexane	Cyclohexyl iodide	C ₆ H ₁₁ I	626-62-0	210.055			dec 180; 81 ²⁰	1.6244 ²⁰	1.5477 ²⁰	i H ₂ O; s EtOH, eth, ace, bz
6290	Iodocyclopentane	Cyclopentyl iodide	C ₅ H ₉ I	1556-18-9	196.029			166.5	1.7096 ²⁰	1.5447 ²⁰	i H ₂ O; s eth, bz; sl ctc
6291	1-Iododecane		C ₁₀ H ₂₁ I	2050-77-3	268.178	liq	-16.3	263.7; 132 ¹⁵	1.2546 ²⁰	1.4858 ²⁰	i H ₂ O; s EtOH, eth, ctc
6292	1-Iodo-2,4-dimethylbenzene		C ₈ H ₉ I	4214-28-2	232.061			dec 231; 111 ¹⁴	1.6282 ¹⁶	1.6008 ¹⁶	i H ₂ O; s ace, bz
6293	2-Iodo-1,3-dimethylbenzene		C ₈ H ₉ I	608-28-6	232.061	oil	11.2	229.5	1.6158 ²⁰	1.6035 ²⁰	i H ₂ O; s ace, bz
6294	2-Iodo-1,4-dimethylbenzene		C ₈ H ₉ I	1122-42-5	232.061			dec 227	1.6168 ¹⁷	1.5992 ¹⁷	i H ₂ O; s ace, bz
6295	1-Iodo-2,2-dimethylpropane		C ₅ H ₁₁ I	15501-33-4	198.045			dec 128	1.4940 ²⁰	1.4890 ²⁰	i H ₂ O; s EtOH, eth
6296	1-Iodododecane	Lauryl iodide	C ₁₂ H ₂₅ I	4292-19-7	296.231		0.3	298.2	1.1999 ²⁰	1.4840 ²⁰	i H ₂ O; s EtOH, MeOH; msc eth, ace, ctc
6297	Iodoethane	Ethyl iodide	C ₂ H ₅ I	75-03-6	155.965	liq	-111.1	72.3	1.9357 ²⁰	1.5133 ²⁰	sl H ₂ O; msc EtOH; s eth, chl
6298	2-Iodoethanol		C ₂ H ₅ IO	624-76-0	171.964			dec 176	2.1967 ²⁰	1.5713 ²⁰	vs H ₂ O, eth, EtOH
6299	Iodoethene	Vinyl iodide	C ₂ H ₃ I	593-66-8	153.949			56	2.037 ²⁰	1.5385 ²⁰	vs eth, EtOH
6300	(2-Iodoethyl)benzene		C ₈ H ₉ I	17376-04-4	232.061	liq		122 ¹³	1.603	1.6010 ²⁰	



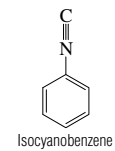
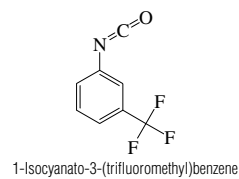
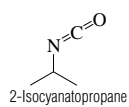
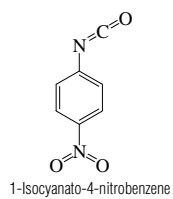
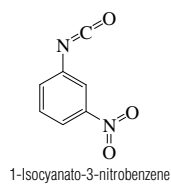
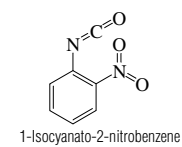
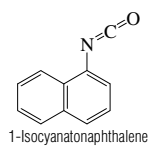
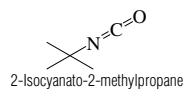
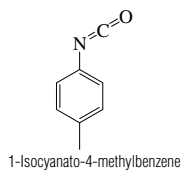
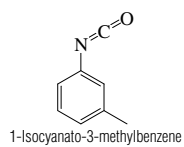
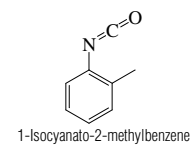
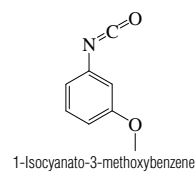
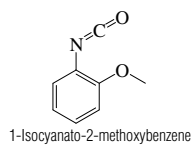
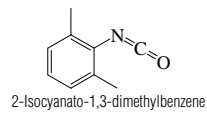
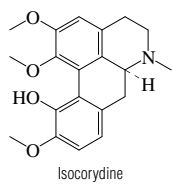
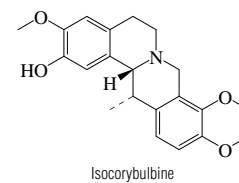
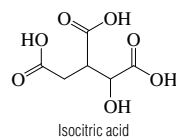
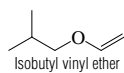
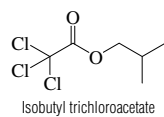
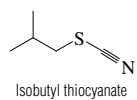
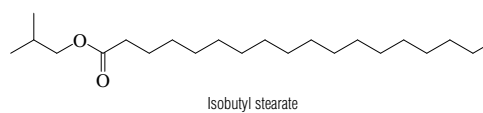
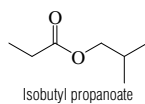
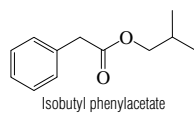
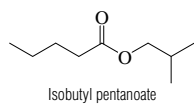
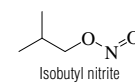
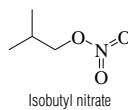
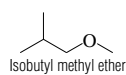
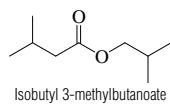
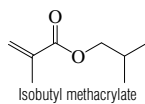
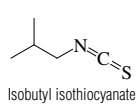
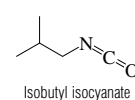
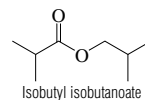
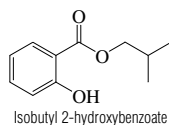
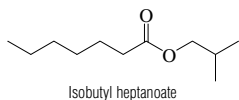
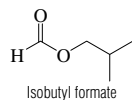
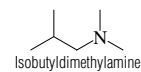
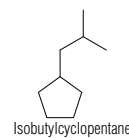
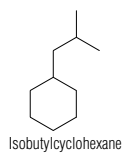
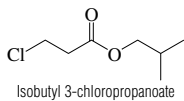
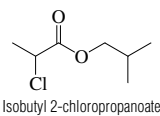
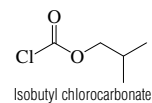
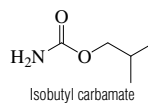
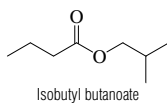
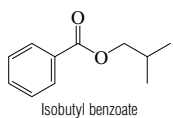
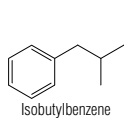
No.	Name	Synonym	Mol. Form.	CAS RN	Mol. Wt.	Physical Form	mp/°C	bp/°C	den/ g cm ⁻³	n _D	Solubility
6301	2-(1-Iodoethyl)-1,3-dioxolane-4-methanol	Iodinated glycerol	C ₆ H ₁₁ IO ₃	5634-39-9	258.053	pale ye liq			1.797	1.547	s eth, chl, thf, AcOEt
6302	Iodofenphos		C ₈ H ₈ Cl ₂ IO ₃ PS	18181-70-9	412.997	wh cry	76				i H ₂ O; s ace, xyl; sl EtOH
6303	1-Iodoheptane		C ₇ H ₁₅ I	4282-40-0	226.098	liq	-48.2	204.0	1.3791 ²⁰	1.4904 ²⁰	i H ₂ O; s EtOH, eth, ace, chl; sl ctc
6304	3-Iodoheptane		C ₇ H ₁₅ I	31294-92-5	226.098			89 ³⁰	1.3676 ²⁰		
6305	1-Iodohexadecane		C ₁₆ H ₃₃ I	544-77-4	352.337	pa ye liq	24.7	357; 212 ¹⁵	1.1213 ²⁵	1.4797 ²⁰	i H ₂ O; sl EtOH; s eth, ace; msc bz; vs chl
6306	1-Iodohexane	Hexyl iodide	C ₆ H ₁₃ I	638-45-9	212.071	liq	-74.2	181.3	1.4397 ²⁰	1.4928 ²⁰	i H ₂ O
6307	Iodomethane	Methyl iodide	CH ₃ I	74-88-4	141.939	liq	-66.4	42.43	2.2789 ²⁰	1.5308 ²⁰	sl H ₂ O; s ace, bz, chl; msc EtOH, eth
6308	1-Iodo-2-methoxybenzene	<i>o</i> -Iodoanisole	C ₇ H ₇ IO	529-28-2	234.034			241; 91 ²	1.8 ²⁰		vs EtOH, eth, ace, bz, chl, lig
6309	1-Iodo-3-methoxybenzene	<i>m</i> -Iodoanisole	C ₇ H ₇ IO	766-85-8	234.034			244.5	1.9650 ²⁰		vs EtOH, eth
6310	1-Iodo-4-methoxybenzene	<i>p</i> -Iodoanisole	C ₇ H ₇ IO	696-62-8	234.034	lf (al), nd (MeOH)	53	238; 138 ²⁵			s EtOH, eth, chl
6311	1-Iodo-2-methylbenzene		C ₇ H ₇ I	615-37-2	218.035			211.5	1.713 ²⁰	1.6079 ²⁰	i H ₂ O; msc EtOH, eth
6312	1-Iodo-3-methylbenzene		C ₇ H ₇ I	625-95-6	218.035	liq	-27.2	213	1.705 ²⁰	1.6053 ²⁰	i H ₂ O; msc EtOH, eth
6313	(Iodomethyl)benzene		C ₇ H ₇ I	620-05-3	218.035	col or ye nd (MeOH)	24.5	93 ¹⁰	1.7335 ²⁵	1.6334 ²⁵	vs bz, eth, EtOH
6314	1-Iodo-3-methylbutane	Isopentyl iodide	C ₇ H ₁₁ I	541-28-6	198.045			147	1.5118 ²⁰	1.4939 ²⁰	sl H ₂ O, ctc; msc EtOH, eth
6315	2-Iodo-2-methylbutane		C ₇ H ₁₁ I	594-38-7	198.045			124.5	1.4937 ²⁰	1.4981 ²⁰	i H ₂ O; msc EtOH, eth
6316	1-Iodo-2-methylpropane	Isobutyl iodide	C ₄ H ₉ I	513-38-2	184.018			121.1	1.6035 ²⁰	1.4959 ²⁰	
6317	2-Iodo-2-methylpropane	<i>tert</i> -Butyl iodide	C ₄ H ₉ I	558-17-8	184.018	liq	-38.2	100.1	1.571 ²⁵	1.4918 ²⁰	msc EtOH, eth
6318	Iodomethylsilane		CH ₃ ISi	18089-64-0	172.041	col liq	-109.5	71.8			
6319	1-Iodonaphthalene		C ₁₀ H ₇ I	90-14-2	254.067		2.1	302	1.7399 ²⁰	1.7026 ²⁰	i H ₂ O; msc EtOH, eth, bz, CS ₂
6320	2-Iodonaphthalene		C ₁₀ H ₇ I	612-55-5	254.067	lf (dil al)	54.5	308	1.6319 ⁹⁹	1.6662 ⁹⁹	i H ₂ O; vs EtOH, eth, HOAc
6321	1-Iodo-2-nitrobenzene		C ₆ H ₄ INO ₂	609-73-4	249.006	ye orth nd (al)	54	290; 162 ¹⁸	1.9186 ²⁵		i H ₂ O; s EtOH, eth
6322	1-Iodo-3-nitrobenzene		C ₆ H ₄ INO ₂	645-00-1	249.006	mcl pr	38.5	280	1.9477 ⁵⁰		i H ₂ O; s EtOH, eth
6323	1-Iodo-4-nitrobenzene		C ₆ H ₄ INO ₂	636-98-6	249.006	ye nd (al)	174.7	288	1.8090 ¹⁵⁵		i H ₂ O; s EtOH, HOAc; sl DMSO
6324	1-Iodononane		C ₉ H ₁₉ I	4282-42-2	254.151	col liq	-20	245.0	1.2836 ²⁵	1.4848 ²⁵	
6325	1-Iodooctadecane		C ₁₈ H ₃₇ I	629-93-6	380.391	lf (lig), nd (ace, al-ace)	34.0	383	1.0994 ²⁰	1.4810 ²⁰	i H ₂ O; sl EtOH, eth
6326	1-Iodooctane		C ₈ H ₁₇ I	629-27-6	240.125	liq	-45.7	225.1	1.3298 ²⁰	1.4885 ²⁰	s EtOH, eth
6327	2-Iodooctane, (±)	2-Octyl iodide, (±)	C ₈ H ₁₇ I	36049-78-2	240.125			210; 95 ¹⁶	1.3251 ²⁰	1.4896 ²⁰	i H ₂ O; s EtOH, eth, lig
6328	1-Iodopentane	Pentyl iodide	C ₅ H ₁₁ I	628-17-1	198.045	liq	-85.6	157.0	1.5161 ²⁰	1.4959 ²⁰	s chl
6329	3-Iodopentane		C ₅ H ₁₁ I	1809-05-8	198.045			145.5	1.5176 ²⁰	1.4974 ²⁰	vs ace, bz, eth
6330	2-Iodophenol		C ₆ H ₅ IO	533-58-4	220.007	nd	43	186 ¹⁶⁰ ; 91 ²	1.8757 ⁹⁰		s H ₂ O; vs EtOH, eth, CS ₂
6331	3-Iodophenol		C ₆ H ₅ IO	626-02-8	220.007	nd (lig)	118	186 ¹⁰⁰			sl H ₂ O; s EtOH, eth
6332	4-Iodophenol		C ₆ H ₅ IO	540-38-5	220.007	nd (w or sub)	93.5	139 ⁵ dec	1.8573 ¹¹²		sl H ₂ O; vs EtOH, eth
6333	1-(3-Iodophenyl)ethanone	3-Iodoacetophenone	C ₈ H ₇ IO	14452-30-3	246.045			129 ⁸ ; 117 ⁴	1.622 ²⁰		s bz
6334	1-(4-Iodophenyl)ethanone	4-Iodoacetophenone	C ₈ H ₇ IO	13329-40-3	246.045		86	153 ¹⁸			s EtOH, bz, CS ₂ , HOAc; sl lig, eth
6335	1-Iodopropane	Propyl iodide	C ₃ H ₇ I	107-08-4	169.992	liq	-101.3	102.5	1.7489 ²⁰	1.5058 ²⁰	sl H ₂ O, ctc; msc EtOH, eth
6336	2-Iodopropane	Isopropyl iodide	C ₃ H ₇ I	75-30-9	169.992	liq	-90	89.5	1.7042 ²⁰	1.5028 ²⁰	sl H ₂ O; msc EtOH, eth, bz, chl
6337	3-Iodopropanoic acid		C ₃ H ₅ IO ₂	141-76-4	199.975	lf (w)	85				sl H ₂ O, chl; vs EtOH; s eth, ace
6338	3-Iodo-1-propanol		C ₃ H ₇ IO	627-32-7	185.991	visc oil		226; 115 ³⁸	1.9976 ²⁰	1.5585 ²⁰	
6339	3-Iodopropene	Allyl iodide	C ₃ H ₅ I	556-56-9	167.976	ye liq	-99.3	103	1.848 ¹²	1.5540 ²¹	i H ₂ O; s EtOH, eth, chl



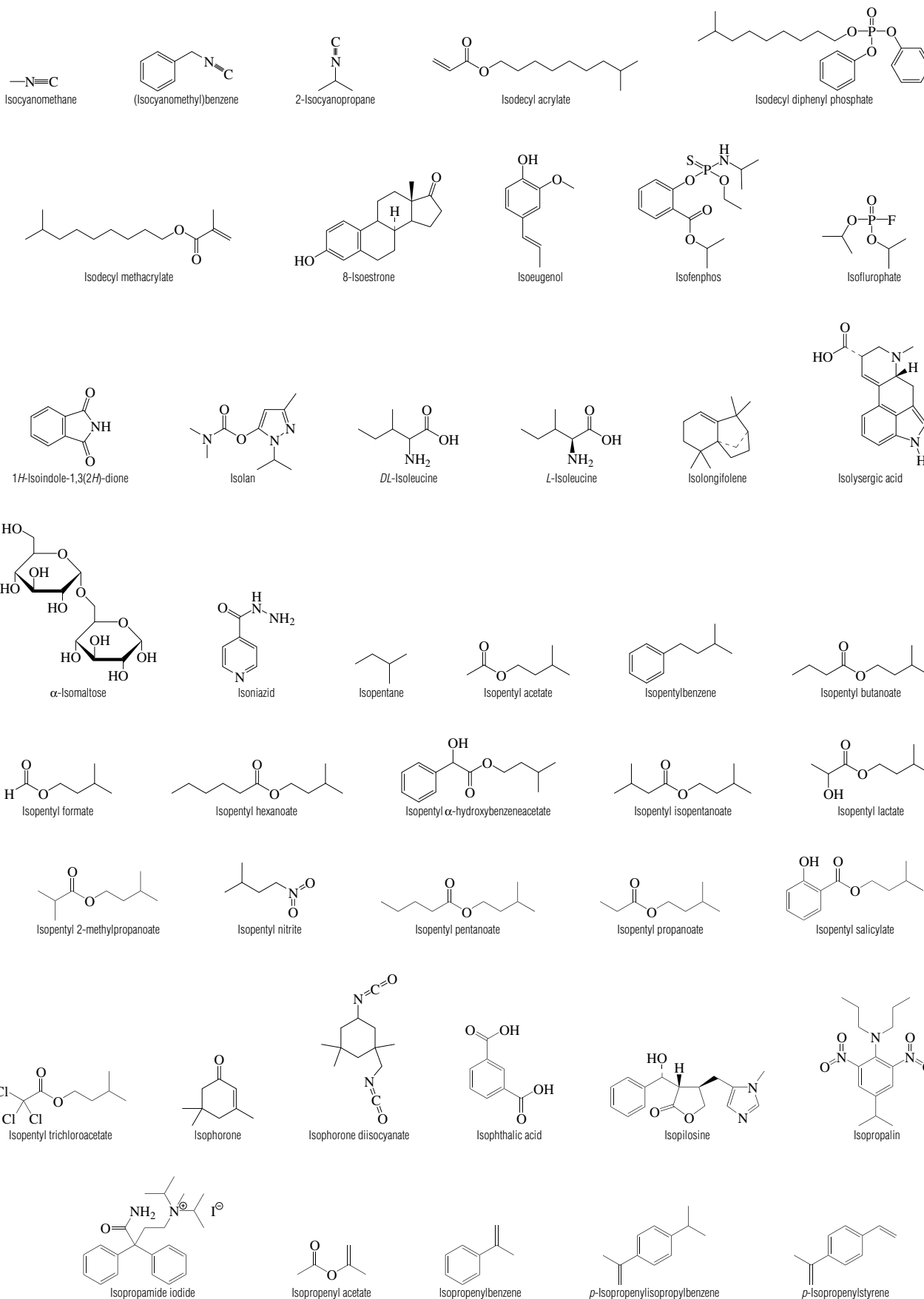
No.	Name	Synonym	Mol. Form.	CAS RN	Mol. Wt.	Physical Form	mp/°C	bp/°C	den/ g cm ⁻³	n _D	Solubility
6340	2-Iodopyridine		C ₅ H ₄ IN	5029-67-4	204.997			100 ¹⁵ , 93 ¹³	1.928 ²⁵	1.6366 ²⁰	s EtOH, eth, ace, bz
6341	5-Iodo-2,4(1 <i>H</i> ,3 <i>H</i>)-pyrimidinedione	5-Iodouracil	C ₄ H ₃ IN ₂ O ₂	696-07-1	237.983		275 dec				
6342	1-Iodo-2,5-pyrrolidinedione	<i>N</i> -Iodosuccinimide	C ₄ H ₄ INO ₂	516-12-1	224.985	cry (ace)	200.5		2.245 ²⁵		vs H ₂ O; s EtOH, ace; sl eth, DMSO
6343	Iodosylbenzene		C ₆ H ₅ IO	536-80-1	220.007	ye pow	210 exp				s H ₂ O, EtOH; i eth, ace, bz, peth
6344	2-Iodothiophene		C ₄ H ₃ IS	3437-95-4	210.036	liq	-40	181	2.0595 ²⁵	1.6465 ²⁵	vs EtOH, eth; sl chl
6345	4-Iodotoluene		C ₇ H ₇ I	624-31-7	218.035	lf (al)	36.5	211	1.678 ²⁰		i H ₂ O; s EtOH, eth, CS ₂ ; sl chl
6346	<i>L</i> -3-Iodotyrosine		C ₉ H ₁₀ INO ₃	70-78-0	307.084	cry (w)	205 dec				
6347	<i>trans</i> - α -Iionone, (\pm)		C ₁₃ H ₂₀ O	30685-95-1	192.297			146 ²⁸	0.9298 ²¹	1.5041 ²⁰	vs ace, eth, EtOH
6348	<i>trans</i> - β -Iionone		C ₁₃ H ₂₀ O	79-77-6	192.297			124 ¹⁰ , 73 ^{0.1}	0.945 ²⁰	1.5198 ²⁰	sl H ₂ O; msc EtOH, eth; s chl
6349	Iopanoic acid		C ₁₁ H ₁₉ INO ₂	96-83-3	570.932	wh solid	156				i H ₂ O; s dil alk, EtOH
6350	Iophendylate	Ethyl 10-(4-iodophenyl)undecanoate	C ₁₉ H ₂₉ IO ₂	99-79-6	416.336	visc liq		197 ¹	1.25 ²⁰	1.525 ²⁵	sl H ₂ O; s EtOH, bz, chl
6351	Iopodic acid	Ipodate	C ₁₂ H ₁₃ N ₃ O ₂	5587-89-3	597.956	cry	168				i H ₂ O; vs EtOH, MeOH, chl, ace
6352	Iprodione		C ₁₃ H ₁₃ Cl ₂ N ₃ O ₃	36734-19-7	330.166		136				
6353	Iridomyrmecin	Hexahydro-4,7-dimethylcyclopenta[c]pyran-3(1 <i>H</i>)-one	C ₁₀ H ₁₆ O ₂	485-43-8	168.233	pr	61	106 ^{1.5}		1.4607 ⁶⁵	sl H ₂ O; s eth
6354	α -Irone	4-(2,5,6,6-Tetramethyl-2-cyclohexen-1-yl)-3-buten-2-one	C ₁₄ H ₂₂ O	79-69-6	206.324			90 ^{0.4}	0.9362 ²⁰	1.5002 ²⁰	
6355	β -Irone	4-(2,5,6,6-Tetramethyl-1-cyclohexen-1-yl)-3-buten-2-one	C ₁₄ H ₂₂ O	79-70-9	206.324			125 ¹¹	0.9434 ²¹	1.5162 ²⁵	sl H ₂ O; vs EtOH, eth, bz, chl
6356	Iron hydrocarbonyl	Hydrogen tetracarboxylferrate(II)	C ₄ H ₂ FeO ₄	17440-90-3	169.902	col liq; unstab	-70	dec			s alk
6357	Iron noncarbonyl	Diiron noncarbonyl	C ₈ Fe ₂ O ₉	15321-51-4	363.781	oran-ye cry	100 dec		2.85		
6358	Iron(III) NTA	Nitrioltriacetatoiron(III)	C ₈ H ₈ FeNO ₆	16448-54-7	243.960	solid					s H ₂ O
6359	Iron pentacarbonyl		C ₅ FeO ₅	13463-40-6	195.896	col to ye oily liq	-20	103	1.5 ²⁰	1.453 ²²	i H ₂ O; sl EtOH; s bz, ace, ctc
6360	Iron(III) 2,4-pentanedioate	Ferric acetylacetonate	C ₁₅ H ₂₁ FeO ₈	14024-18-1	353.169		179		5.24		
6361	Isanic acid	17-Octadecene-9,11-diyinoic acid	C ₁₈ H ₂₆ O ₂	506-25-2	274.398	cry	39.5		0.9309 ⁴⁵	1.49148 ⁵⁰	s ace, EtOH, <i>i</i> -PrOH; sl peth
6362	Isatidine	Retrorsine <i>N</i> -oxide	C ₁₈ H ₂₈ NO ₇	15503-86-3	367.395	cry	145				
6363	Isaxonine	<i>N</i> -Isopropyl-2-pyrimidineamine	C ₇ H ₁₁ N ₃	4214-72-6	137.182		28	93 ¹²			
6364	Isazophos		C ₉ H ₁₇ ClN ₃ O ₃ PS	67329-04-8	313.741			170; 100 ^{0.001}	1.22 ²⁰		
6365	Isobenzan		C ₉ H ₈ Cl ₆ O	297-78-9	411.751	cry (hp)	121				s eth, bz, xyl, tol
6366	1(3 <i>H</i>)-Isobenzofuranone		C ₈ H ₆ O ₂	87-41-2	134.133	nd or pl (w)	75	290	1.1636 ⁹⁹	1.536 ⁹⁹	s H ₂ O; vs EtOH, eth; sl chl
6367	Isoborneol	1,7,7-Trimethylbicyclo[2.2.1]heptan-2-ol, <i>exo</i> -(\pm)	C ₁₀ H ₁₈ O	24393-70-2	154.249	tab (peth)	212	sub	1.10 ²⁰		i H ₂ O; vs EtOH, eth, chl; sl bz
6368	Isobornyl thiocanoacetate		C ₁₃ H ₁₉ NO ₂ S	115-31-1	253.361	ye oily liq		95 ^{0.06}	1.1465 ²⁵	1.512 ²⁵	i H ₂ O; vs EtOH, bz, chl, peth
6369	6-Isobornyl-3,4-xyleneol	Xibornol	C ₁₈ H ₂₆ O	13741-18-9	258.398	cry	95	167 ³	1.0240 ²⁰	1.5382 ²⁰	
6370	Isobutanal	2-Methyl-1-propanal	C ₄ H ₈ O	78-84-2	72.106	liq	-65.9	64.5	0.7891 ²⁰	1.3730 ²⁰	s H ₂ O, eth, ace, chl; sl ctc
6371	Isobutane	2-Methylpropane	C ₄ H ₁₀	75-28-5	58.122	col gas	-159.4	-11.73	0.5510 ²⁵ (<i>p</i> >1 atm)	1.3518 ⁻²⁵	sl H ₂ O; s EtOH, eth, chl
6372	Isobutene		C ₄ H ₈	115-11-7	56.107	col gas	-140.7	-6.9	0.589 ²⁵ (<i>p</i> >1 atm)	1.3926 ⁻²⁵	i H ₂ O; vs EtOH, eth; s bz, sulf
6373	Isobutyl acetate		C ₆ H ₁₂ O ₂	110-19-0	116.158	liq	-98.8	116.5	0.8712 ²⁰	1.3902 ²⁰	sl H ₂ O, ctc; msc EtOH, eth; s ace
6374	Isobutyl acrylate		C ₇ H ₁₂ O ₂	106-63-8	128.169	liq	-61	132	0.8896 ²⁰	1.4150 ²⁰	sl H ₂ O; s EtOH, eth, MeOH
6375	5-Isobutyl-3-allyl-2-thioxo-4-imidazolidinone	Albutoin	C ₁₀ H ₁₆ N ₂ OS	830-89-7	212.311		210.5				
6376	Isobutylamine	2-Methyl-1-propanamine	C ₄ H ₁₁ N	78-81-9	73.137	liq	-86.7	67.75	0.724 ²⁵	1.3988 ¹⁹	
6377	Isobutyl 4-aminobenzoate	Isobutyl <i>p</i> -aminobenzoate	C ₁₁ H ₁₅ NO ₂	94-14-4	193.243		64.5				



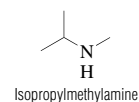
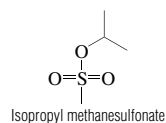
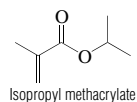
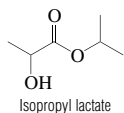
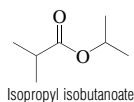
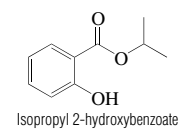
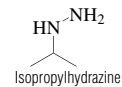
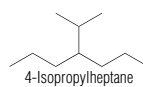
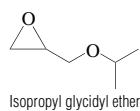
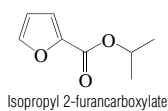
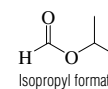
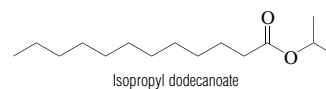
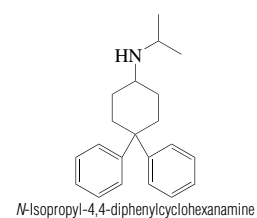
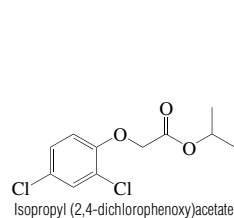
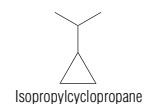
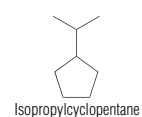
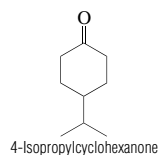
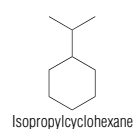
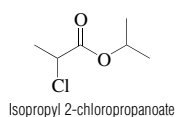
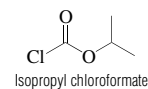
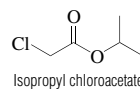
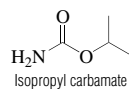
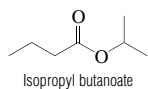
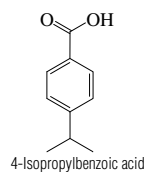
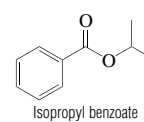
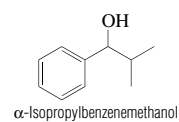
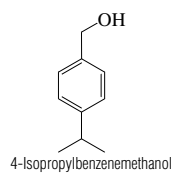
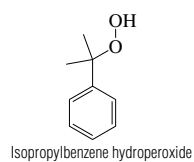
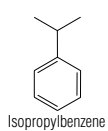
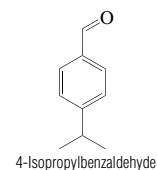
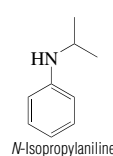
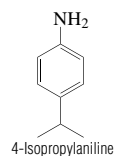
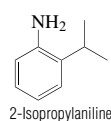
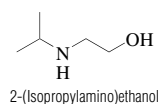
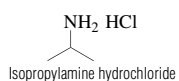
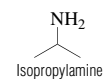
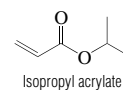
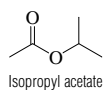
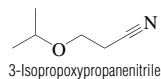
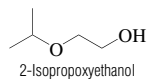
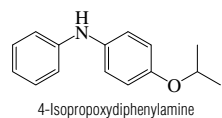
No.	Name	Synonym	Mol. Form.	CAS RN	Mol. Wt.	Physical Form	mp/°C	bp/°C	den/ g cm ⁻³	n _D	Solubility
6378	Isobutylbenzene		C ₁₀ H ₁₄	538-93-2	134.218	liq	-51.4	172.79	0.8532 ²⁰	1.4866 ²⁰	i H ₂ O; msc EtOH, eth, ace, bz, peth, ctc
6379	Isobutyl benzoate		C ₁₁ H ₁₄ O ₂	120-50-3	178.228			242	0.9990 ²⁰		i H ₂ O; msc EtOH, eth; s ace, chl
6380	Isobutyl butanoate		C ₈ H ₁₆ O ₂	539-90-2	144.212			156.9	0.8364 ¹⁸	1.4032 ²⁰	sl H ₂ O; msc EtOH, eth
6381	Isobutyl carbamate		C ₆ H ₁₁ NO ₂	543-28-2	117.147	lf	67	207		1.4098 ⁷⁸	vs eth, EtOH
6382	Isobutyl chlorocarbonate		C ₆ H ₉ ClO ₂	543-27-1	136.577			128.8	1.0426 ¹⁸	1.4071 ¹⁸	s EtOH, bz, chl; msc eth
6383	Isobutyl 2-chloropropanoate		C ₇ H ₁₃ ClO ₂	114489-96-2	164.630			176	1.0312 ²⁰	1.4247 ²⁰	
6384	Isobutyl 3-chloropropanoate		C ₇ H ₁₃ ClO ₂	62108-68-3	164.630			191.3	1.0323 ²⁰	1.4295 ²⁰	vs eth, EtOH
6385	Isobutylcyclohexane		C ₁₀ H ₂₀	1678-98-4	140.266	liq	-95	171.3	0.7952 ²⁰	1.4386 ²⁰	i H ₂ O; s EtOH, ace, chl; vs eth, bz
6386	Isobutylcyclopentane		C ₉ H ₁₈	3788-32-7	126.239	liq	-115.2	148	0.7769 ²⁵	1.4298 ²⁰	
6387	Isobutyldimethylamine	<i>N,N</i> ,2-Trimethyl-1-propanamine	C ₆ H ₁₅ N	7239-24-9	101.190			80.5	0.7097 ²⁰	1.3907 ²⁰	vs H ₂ O
6388	Isobutyl formate		C ₅ H ₁₀ O ₂	542-55-2	102.132	liq	-95.8	98.2	0.8776 ²⁰	1.3857 ²⁰	sl H ₂ O, chl; msc EtOH, eth; vs ace
6389	Isobutyl heptanoate	Isobutyl enanthate	C ₁₁ H ₂₂ O ₂	7779-80-8	186.292			208	0.8593 ²⁰		vs ace, bz, eth, EtOH
6390	Isobutyl 2-hydroxybenzoate	Isobutyl salicylate	C ₁₁ H ₁₄ O ₃	87-19-4	194.227		5.9	261	1.0639 ²⁰	1.5087 ²⁰	i H ₂ O; s EtOH, eth, ctc
6391	Isobutyl isobutanoate		C ₈ H ₁₆ O ₂	97-85-8	144.212	liq	-80.7	148.6	0.8542 ²⁰	1.3999 ²⁰	sl H ₂ O, ctc; s EtOH, ace; msc eth
6392	Isobutyl isocyanate		C ₅ H ₉ NO	1873-29-6	99.131			106			
6393	Isobutyl isothiocyanate	1-Isothiocyano-2-methylpropane	C ₅ H ₉ NS	591-82-2	115.197			160	0.9631 ¹⁴	1.5005 ¹⁴	
6394	Isobutyl methacrylate		C ₈ H ₁₄ O ₂	97-86-9	142.196			155	0.8858 ²⁰	1.4199 ²⁰	i H ₂ O; msc EtOH, eth
6395	Isobutyl 3-methylbutanoate	Isobutyl isovalerate	C ₉ H ₁₈ O ₂	589-59-3	158.238			168.5	0.853 ²⁰	1.4057 ²⁰	i H ₂ O; msc EtOH, eth; vs ace; s chl
6396	Isobutyl methyl ether		C ₅ H ₁₂ O	625-44-5	88.148			58.6	0.7311 ²⁰		vs eth, EtOH
6397	Isobutyl nitrate		C ₆ H ₁₃ NO ₃	543-29-3	119.119			123.4	1.0152 ²⁰	1.4028 ²⁰	
6398	Isobutyl nitrite		C ₆ H ₁₃ NO ₂	542-56-3	103.120	col liq		67	0.8699 ²²	1.3715 ²²	sl H ₂ O; s EtOH, eth
6399	Isobutyl pentanoate		C ₉ H ₁₈ O ₂	10588-10-0	158.238			179	0.8625 ²⁵	1.4046 ²⁰	i H ₂ O; msc EtOH; s eth, ace
6400	Isobutyl phenylacetate		C ₁₂ H ₁₆ O ₂	102-13-6	192.254			247	0.999 ¹⁸		i H ₂ O; s EtOH, eth
6401	Isobutyl propanoate	Isobutyl propionate	C ₇ H ₁₄ O ₂	540-42-1	130.185	liq	-71.4	137	0.888 ⁰	1.3973 ²⁰	sl H ₂ O; vs EtOH, eth; s ace, bz, chl, ctc
6402	Isobutyl stearate		C ₂₂ H ₄₄ O ₂	646-13-9	340.583	wax	28.9	223 ¹⁵	0.8498 ²⁰		vs eth
6403	Isobutyl thiocyanate		C ₅ H ₉ NS	591-84-4	115.197	liq	-59	175.4			vs eth, EtOH
6404	Isobutyl trichloroacetate		C ₆ H ₉ Cl ₃ O ₂	33560-15-5	219.493			188	1.2636 ²⁰	1.4483 ²⁰	vs bz, eth, EtOH
6405	Isobutyl vinyl ether		C ₆ H ₁₂ O	109-53-5	100.158	liq	-112	83	0.7645 ²⁰	1.3966 ²⁰	sl H ₂ O; vs EtOH, ace, bz; msc eth
6406	Isocitric acid		C ₆ H ₈ O ₇	320-77-4	192.124	ye syr	105				
6407	Isocorybulbine		C ₂₁ H ₂₈ NO ₄	22672-74-8	355.429	lf (al)	187.5		1.045 ²⁰		i H ₂ O; s EtOH, chl, acid
6408	Isocorydine		C ₂₀ H ₂₃ NO ₄	475-67-2	341.402	pl	185				vs chl
6409	2-Isocyanato-1,3-dimethylbenzene	2,6-Dimethylphenyl isocyanate	C ₉ H ₉ NO	28556-81-2	147.173	liq		100 ¹³			
6410	1-Isocyanato-2-methoxybenzene		C ₈ H ₉ NO ₂	700-87-8	149.148			94 ¹⁷			
6411	1-Isocyanato-3-methoxybenzene		C ₈ H ₉ NO ₂	18908-07-1	149.148			102 ¹⁵			
6412	1-Isocyanato-2-methylbenzene	2-Tolyl isocyanate	C ₈ H ₉ NO	614-68-6	133.148			185		1.5282 ²⁰	i H ₂ O; s eth
6413	1-Isocyanato-3-methylbenzene	3-Tolyl isocyanate	C ₈ H ₉ NO	621-29-4	133.148			196.5	1.0330 ²⁰		vs bz, eth
6414	1-Isocyanato-4-methylbenzene	4-Tolyl isocyanate	C ₈ H ₉ NO	622-58-2	133.148			187			vs bz, eth
6415	2-Isocyanato-2-methylpropane	<i>tert</i> -Butyl isocyanate	C ₅ H ₉ NO	1609-86-5	99.131		85.5		0.8670 ⁷	1.4061 ²⁰	
6416	1-Isocyanatonaphthalene	1-Naphthyl isocyanate	C ₁₁ H ₇ NO	86-84-0	169.180			269	1.1774 ²⁰		s eth, bz
6417	1-Isocyanato-2-nitrobenzene	2-Nitrophenyl isocyanate	C ₇ H ₇ N ₂ O ₃	3320-86-3	164.118	wh nd (peth)	41	137 ¹⁸			vs bz, eth, chl
6418	1-Isocyanato-3-nitrobenzene	3-Nitrophenyl isocyanate	C ₇ H ₇ N ₂ O ₃	3320-87-4	164.118	wh lf (lig)	51	130 ¹¹			vs bz, eth, chl
6419	1-Isocyanato-4-nitrobenzene	4-Nitrophenyl isocyanate	C ₇ H ₇ N ₂ O ₃	100-28-7	164.118	pa ye nd	57	162 ²⁰ , 137 ¹¹			vs bz, eth, chl
6420	2-Isocyanatopropane	Isopropyl isocyanate	C ₄ H ₇ NO	1795-48-8	85.105			74.5	0.866 ²⁵	1.3825 ²⁰	
6421	1-Isocyanato-3-(trifluoromethyl)benzene	3-(Trifluoromethyl)phenyl isocyanate	C ₈ H ₄ F ₃ NO	329-01-1	187.119			54 ¹¹	1.3455 ²⁰	1.4690 ²⁰	
6422	Isocyanobenzene	Phenyl isocyanide	C ₇ H ₅ N	931-54-4	103.122	unstab liq		80 ⁴⁰	0.98 ¹⁵		



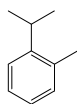
No.	Name	Synonym	Mol. Form.	CAS RN	Mol. Wt.	Physical Form	mp/°C	bp/°C	den/ g cm ⁻³	n _D	Solubility
6423	Isocyanomethane	Methyl isocyanide	C ₂ H ₃ N	593-75-9	41.052		-45	exp 59.6	0.756 ⁴		
6424	(Isocyanomethyl)benzene	Benzyl isocyanide	C ₈ H ₇ N	10340-91-7	117.149			dec 199; 93 ⁵⁵	0.972 ¹⁵	1.5193 ²⁰	
6425	2-Isocyanopropane	Isopropyl isocyanide	C ₄ H ₇ N	598-45-8	69.106			87	0.7596 ²⁵		i H ₂ O; msc EtOH, eth
6426	Isodecyl acrylate		C ₁₃ H ₂₄ O ₂	1330-61-6	212.329		-100	158 ⁵⁰	0.885 ²⁰	1.4416 ²⁰	
6427	Isodecyl diphenyl phosphate		C ₂₂ H ₃₁ O ₄ P	29761-21-5	390.452			249 ¹⁰ dec			
6428	Isodecyl methacrylate		C ₁₄ H ₂₆ O ₂	29964-84-9	226.355			126 ¹⁰	0.876 ²⁰		
6429	8-Isoestrone		C ₁₈ H ₂₂ O ₂	517-06-6	270.367	pr (MeOH)	254				vs eth, Diox
6430	Isoeugenol		C ₁₀ H ₁₂ O ₂	97-54-1	164.201			266	1.080 ²⁵	1.5739 ¹⁹	vs eth, EtOH
6431	Isofenphos		C ₁₅ H ₂₄ NO ₄ PS	25311-71-1	345.395		<-12	120 ^{0.01}	1.134 ²⁰		
6432	Isoflurophate		C ₆ H ₁₄ FO ₃ P	55-91-4	184.145			62 ⁹	1.055 ²⁵	1.3830 ²⁵	sl H ₂ O, lig; s eth; vs oils
6433	1 <i>H</i> -Isoindole-1,3(2 <i>H</i>)-dione	Phthalimide	C ₈ H ₅ NO ₂	85-41-6	147.132	nd (w), pr (HOAc) if (sub)	238				vs bz
6434	Isolan		C ₁₀ H ₁₇ N ₃ O ₂	119-38-0	211.261	col liq		118 ^{2.5}	1.07 ²⁰		msc H ₂ O; s EtOH, xyl
6435	<i>DL</i> -Isoleucine		C ₆ H ₁₃ NO ₂	443-79-8	131.173		292 dec				
6436	<i>L</i> -Isoleucine	2-Amino-3-methylpentanoic acid	C ₆ H ₁₃ NO ₂	73-32-5	131.173		284 dec				s H ₂ O; i EtOH
6437	Isolongifolene		C ₁₅ H ₂₄	1135-66-6	204.352	liq		82 ^{0.4}			
6438	Isolysergic acid		C ₁₆ H ₁₈ N ₂ O ₂	478-95-5	268.310	cry (w+2)	218 dec				sl H ₂ O, EtOH; s py
6439	α -Isomaltose	6- <i>O</i> - α - <i>D</i> -Glucopyranosyl- <i>D</i> -glucose	C ₁₂ H ₂₂ O ₁₁	499-40-1	342.296		120				
6440	Isoniazid	4-Pyridinecarboxylic acid hydrazide	C ₆ H ₇ N ₃ O	54-85-3	137.139	cry (al)	171.4				vs H ₂ O, EtOH
6441	Isopentane	2-Methylbutane	C ₅ H ₁₂	78-78-4	72.149	vol liq or gas	-159.77	27.88	0.6201 ²⁰	1.3537 ²⁰	i H ₂ O; msc EtOH, eth
6442	Isopentyl acetate		C ₇ H ₁₄ O ₂	123-92-2	130.185	liq	-78.5	142.5	0.876 ¹⁵	1.4000 ²⁰	sl H ₂ O; msc EtOH, eth; s ace, chl
6443	Isopentylbenzene		C ₁₁ H ₁₆	2049-94-7	148.245			195	0.856 ²⁰	1.4867 ¹⁰	i H ₂ O; s EtOH, eth; vs bz
6444	Isopentyl butanoate		C ₉ H ₁₈ O ₂	106-27-4	158.238			179	0.865 ¹⁹	1.4110 ²⁰	i H ₂ O; vs EtOH, eth
6445	Isopentyl formate		C ₆ H ₁₂ O ₂	110-45-2	116.158	liq	-93.5	123.5	0.877 ²⁰	1.3967 ²⁰	sl H ₂ O, ctc; s EtOH; msc eth
6446	Isopentyl hexanoate	Isopentyl caproate	C ₁₁ H ₂₂ O ₂	2198-61-0	186.292			225.5	0.861 ²⁰		i H ₂ O; s EtOH, eth
6447	Isopentyl α -hydroxybenzeneacetate	Isopentyl mandelate	C ₁₃ H ₁₈ O ₃	5421-04-5	222.280	oily liq		172 ¹¹			
6448	Isopentyl isopentanoate	Isoamyl isovalerate	C ₁₀ H ₂₀ O ₂	659-70-1	172.265			190.4	0.8583 ¹⁹	1.4130 ¹⁹	
6449	Isopentyl lactate		C ₈ H ₁₆ O ₃	19329-89-6	160.211			202.4	0.9589 ²⁵	1.4240 ²⁵	vs eth, EtOH
6450	Isopentyl 2-methylpropanoate	Isopentyl isobutyrate	C ₈ H ₁₆ O ₂	2050-01-3	158.238			168.5	0.8627 ²⁰		sl H ₂ O; s EtOH, eth, ace
6451	Isopentyl nitrite	Isoamyl nitrite	C ₈ H ₁₇ NO ₂	110-46-3	117.147			99.2	0.8828 ²⁰	1.3918 ²⁰	sl H ₂ O; msc EtOH, eth
6452	Isopentyl pentanoate		C ₁₀ H ₂₀ O ₂	2050-09-1	172.265			193			
6453	Isopentyl propanoate		C ₈ H ₁₆ O ₂	105-68-0	144.212			160.2	0.8697 ²⁰	1.4069 ²⁰	vs eth, EtOH
6454	Isopentyl salicylate		C ₁₂ H ₁₆ O ₃	87-20-7	208.253			278; 151 ¹⁵	1.0535 ²⁰	1.5080 ²⁰	i H ₂ O; vs EtOH; s eth, chl; sl ctc
6455	Isopentyl trichloroacetate		C ₇ H ₁₁ Cl ₃ O ₂	57392-55-9	233.520			217	1.2314 ²⁰	1.4521 ²⁰	vs eth, EtOH
6456	Isophorone	3,5,5-Trimethyl-2-cyclohexen-1-one	C ₉ H ₁₄ O	78-59-1	138.206	liq	-8.1	215.2	0.9255 ²⁰	1.4766 ¹⁸	
6457	Isophorone diisocyanate		C ₁₂ H ₁₈ N ₂ O ₂	4098-71-9	222.283		60	217 ¹⁰⁰	1.062 ²⁰		
6458	Isophthalic acid	1,3-Benzenedicarboxylic acid	C ₈ H ₆ O ₄	121-91-5	166.132	nd (w, al)	347	sub			sl H ₂ O; s EtOH, HOAc; i eth, bz, lig
6459	Isopilosine		C ₁₆ H ₁₈ N ₂ O ₃	491-88-3	286.325	pl (al), pr (w, dil al)	187				vs EtOH
6460	Isopropalin	Benzenamine, 4-(1-methylethyl)-2,6-dinitro- <i>N,N</i> -dipropyl-	C ₁₅ H ₂₃ N ₃ O ₄	33820-53-0	309.362	red-oran liq					i H ₂ O; s os
6461	Isopropamide iodide		C ₂₃ H ₃₃ IN ₂ O	71-81-8	480.424	cry or pow	190				s H ₂ O, EtOH, MeOH; i chl
6462	Isopropenyl acetate		C ₆ H ₈ O ₂	108-22-5	100.117	liq	-92.9	94	0.9090 ²⁰	1.4033 ²⁰	sl H ₂ O; s EtOH, chl, ace; vs eth
6463	Isopropenylbenzene	α -Methyl styrene	C ₉ H ₁₀	98-83-9	118.175	liq	-23.2	165.4	0.9106 ²⁰	1.5386 ²⁰	i H ₂ O; s EtOH, eth; msc ace, bz, ctc
6464	<i>p</i> -Isopropenylisopropylbenzene		C ₁₂ H ₁₆	2388-14-9	160.255	liq	-30.6	220.8	0.8936 ²⁰	1.5238 ²⁰	vs ace, bz, eth, EtOH
6465	<i>p</i> -Isopropenylstyrene		C ₁₁ H ₁₂	16262-48-9	144.213	liq		242	0.93	1.5684 ²⁰	



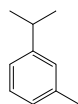
No.	Name	Synonym	Mol. Form.	CAS RN	Mol. Wt.	Physical Form	mp/°C	bp/°C	den/ g cm ⁻³	n _D	Solubility
6466	4-Isopropoxydiphenylamine	4-Isopropoxy- <i>N</i> -phenylaniline	C ₁₅ H ₁₇ NO	101-73-5	227.302		83				
6467	2-Isopropoxyethanol		C ₅ H ₁₂ O ₂	109-59-1	104.148			145	0.9030 ²⁰	1.4095 ²⁰	msc H ₂ O, EtOH, eth; s ace
6468	3-Isopropoxypropanenitrile	1-Cyano-2-isopropoxyethane	C ₅ H ₁₁ NO	110-47-4	113.157			65 ¹⁰			s chl
6469	Isopropyl acetate		C ₅ H ₁₀ O ₂	108-21-4	102.132	liq	-73.4	88.6	0.8718 ²⁰	1.3773 ²⁰	s H ₂ O, EtOH, ace, chl; msc eth
6470	Isopropyl acrylate	Isopropyl 2-propenoate	C ₉ H ₁₀ O ₂	689-12-3	114.142	liq		51 ¹⁰³			
6471	Isopropylamine	2-Propanamine	C ₃ H ₉ N	75-31-0	59.110	liq	-95.13	31.76	0.6891 ²⁰	1.3742 ²⁰	msc H ₂ O, EtOH, eth; vs ace; s bz, chl
6472	Isopropylamine hydrochloride	2-Propanamine hydrochloride	C ₃ H ₁₀ ClN	15572-56-2	95.571		164				s DMSO
6473	2-(Isopropylamino)ethanol		C ₆ H ₁₃ NO	109-56-8	103.163		128.5	173	0.8970 ²⁰	1.4395 ²⁰	msc H ₂ O, EtOH, eth
6474	2-Isopropylaniline		C ₉ H ₁₃ N	643-28-7	135.206			221; 95 ¹³	0.9760 ¹²		i H ₂ O; s eth, bz, ctc
6475	4-Isopropylaniline	Cumidine	C ₉ H ₁₃ N	99-88-7	135.206			225	0.953 ²⁰		
6476	<i>N</i> -Isopropylaniline		C ₉ H ₁₃ N	768-52-5	135.206			203	0.9526 ²⁵	1.5380 ²⁰	s EtOH, eth, ace, bz
6477	4-Isopropylbenzaldehyde	Cuminaldehyde	C ₁₀ H ₁₂ O	122-03-2	148.201			235.5	0.9755 ²⁰	1.5301 ²⁰	i H ₂ O; s EtOH, eth; sl ctc
6478	Isopropylbenzene	Cumene	C ₉ H ₁₂	98-82-8	120.191	liq	-96.02	152.41	0.8640 ²⁵	1.4915 ²⁰	i H ₂ O; msc EtOH, eth, ace, bz, peth, ctc
6479	Isopropylbenzene hydroperoxide	Cumene hydroperoxide	C ₉ H ₁₂ O ₂	80-15-9	152.190	liq		153; 84 ⁹	1.03 ²⁰		
6480	4-Isopropylbenzenemethanol	Cumic alcohol	C ₁₀ H ₁₄ O	536-60-7	150.217		28	249	0.9818 ²⁰	1.5210 ²⁰	i H ₂ O; msc EtOH, eth; vs bz
6481	α -Isopropylbenzenemethanol	1-Phenyl-2-methylpropyl alcohol	C ₁₀ H ₁₄ O	611-69-8	150.217			223	0.9869 ¹⁴	1.5193 ¹⁴	i H ₂ O; s EtOH, ace
6482	Isopropyl benzoate		C ₁₀ H ₁₂ O ₂	939-48-0	164.201			216	1.0163 ¹⁵	1.4890 ²⁰	i H ₂ O; s EtOH, eth, ace
6483	4-Isopropylbenzoic acid	Cumic acid	C ₁₀ H ₁₂ O ₂	536-66-3	164.201	tcl pl (al)	117.5	sub	1.162 ⁴		sl H ₂ O; vs EtOH, eth; s peth
6484	Isopropyl butanoate		C ₇ H ₁₄ O ₂	638-11-9	130.185			130.5	0.8588 ²⁰	1.3936 ²⁰	i H ₂ O; s EtOH
6485	Isopropyl carbamate		C ₆ H ₁₃ NO ₂	1746-77-6	103.120	nd	93	183	0.9951 ⁶⁶		
6486	Isopropyl chloroacetate		C ₅ H ₉ ClO ₂	105-48-6	136.577			150.5	1.0888 ²⁰	1.4382 ²⁰	vs eth
6487	Isopropyl chloroformate		C ₄ H ₇ ClO ₂	108-23-6	122.551			105	1.4013 ³⁰		vs eth
6488	Isopropyl 2-chloropropanoate		C ₆ H ₁₁ ClO ₂	40058-87-5	150.603			151.5	1.0315 ²⁰	1.4149 ²⁰	i H ₂ O; s EtOH, eth
6489	Isopropylcyclohexane		C ₉ H ₁₈	696-29-7	126.239	liq	-89.4	154.8	0.8023 ²⁰	1.4410 ²⁰	i H ₂ O; vs EtOH, eth; msc ace, bz
6490	4-Isopropylcyclohexanone		C ₉ H ₁₆ O	5432-85-9	140.222			214; 139 ¹⁰⁰	0.9099 ³⁰	1.4552 ²⁵	
6491	Isopropylcyclopentane		C ₈ H ₁₆	3875-51-2	112.213	liq	-111.4	126.5	0.7765 ²⁰	1.4258 ²⁰	i H ₂ O; msc EtOH, ace, ctc; s eth, bz
6492	Isopropylcyclopropane		C ₆ H ₁₂	3638-35-5	84.159	liq	-112.9	58.3	0.6936 ²⁵	1.3865 ²⁰	
6493	Isopropyl (2,4-dichlorophenoxy) acetate		C ₁₁ H ₁₂ Cl ₂ O ₃	94-11-1	263.117		5	140 ¹	1.26 ²⁵	1.5209 ²⁵	
6494	<i>N</i> -Isopropyl-4,4-diphenylcyclohexanamine	Pramiverin	C ₂₁ H ₂₇ N	14334-40-8	293.446		70	165 ^{0.05}			
6495	Isopropyl dodecanoate	Isopropyl laurate	C ₁₅ H ₃₀ O ₂	10233-13-3	242.398			196 ⁶⁰ ; 105 ^{0.8}	0.8536 ²⁰	1.4280 ²⁵	vs eth, EtOH
6496	Isopropyl formate		C ₄ H ₈ O ₂	625-55-8	88.106			68.2	0.8728 ²⁰	1.3678 ²⁰	sl H ₂ O; msc EtOH, eth; vs ace; s chl
6497	Isopropyl 2-furancarboxylate	Isopropyl 2-furanoate	C ₈ H ₁₀ O ₃	6270-34-4	154.163			198.5	1.0655 ²⁴	1.4682 ²⁴	i H ₂ O; s EtOH, eth, ace, bz
6498	Isopropyl glycidyl ether	(1-Methylethoxy)methyloxirane	C ₆ H ₁₂ O ₂	4016-14-2	116.158			137	0.9186 ²⁰		s H ₂ O, ace, EtOH
6499	4-Isopropylheptane		C ₁₀ H ₂₂	52896-87-4	142.282			158.9	0.7354 ²⁵	1.4153 ²⁰	
6500	Isopropylhydrazine		C ₃ H ₁₀ N ₂	2257-52-5	74.124	liq		107			s H ₂ O, bz, EtOH; sl eth
6501	Isopropyl 2-hydroxybenzoate	Isopropyl salicylate	C ₁₀ H ₁₂ O ₃	607-85-2	180.200			238	1.0729 ²⁰	1.5065 ²⁰	i H ₂ O; msc EtOH, eth
6502	Isopropyl isobutanoate	Isopropyl isobutyrate	C ₇ H ₁₄ O ₂	617-50-5	130.185			120.7	0.8471 ²¹		i H ₂ O; s EtOH, eth, ace
6503	Isopropyl lactate		C ₆ H ₁₂ O ₃	617-51-6	132.157			167	0.9980 ²⁰	1.4082 ²⁵	vs H ₂ O, bz, eth, EtOH
6504	Isopropyl methacrylate	Isopropyl 2-methyl-2-propenoate	C ₇ H ₁₂ O ₂	4655-34-9	128.169			125	0.8847 ²⁰	1.4122 ²⁰	vs ace, bz, eth, EtOH
6505	Isopropyl methanesulfonate		C ₄ H ₁₀ O ₃ S	926-06-7	138.185			82 ⁶			
6506	Isopropylmethylamine	Methylisopropylamine	C ₄ H ₁₁ N	4747-21-1	73.137			50.4			



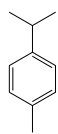
No.	Name	Synonym	Mol. Form.	CAS RN	Mol. Wt.	Physical Form	mp/°C	bp/°C	den/ g cm ⁻³	n _D	Solubility
6507	1-Isopropyl-2-methylbenzene	<i>o</i> -Cymene	C ₁₀ H ₁₄	527-84-4	134.218	liq	-71.5	178.1	0.8766 ²⁰	1.5006 ²⁰	i H ₂ O; msc EtOH, eth, ace, bz, peth, ctc
6508	1-Isopropyl-3-methylbenzene	<i>m</i> -Cymene	C ₁₀ H ₁₄	535-77-3	134.218	liq	-63.7	175.1	0.8610 ²⁰	1.4930 ²⁰	i H ₂ O; msc EtOH, eth, ace, bz, peth, ctc
6509	1-Isopropyl-4-methylbenzene	<i>p</i> -Cymene	C ₁₀ H ₁₄	99-87-6	134.218	liq	-67.94	177.1	0.8573 ²⁰	1.4909 ²⁰	i H ₂ O; msc EtOH, eth, ace, bz, peth, ctc
6510	Isopropyl 3-methylbutanoate		C ₈ H ₁₆ O ₂	32665-23-9	144.212			142; 70 ³⁵	0.8538 ¹⁷	1.3960 ²⁰	vs ace, eth, EtOH
6511	5-Isopropyl-2-methyl-1,3-cyclohexadiene, (<i>R</i>)		C ₁₀ H ₁₆	4221-98-1	136.234			173	0.8421 ²⁰	1.4772 ¹⁹	
6512	5-Isopropyl-3-methyl-2-cyclohexen-1-one, (±)	Homocamfin	C ₁₀ H ₁₆ O	535-86-4	152.233	pa ye		244; 121 ¹⁵	0.9340 ²¹	1.4865 ²¹	vs ace, EtOH
6513	6-Isopropyl-3-methyl-2-cyclohexen-1-one, (±)	(±)-Piperitone	C ₁₀ H ₁₆ O	6091-52-7	152.233	liq	-19	232.5	0.9331 ²⁰	1.4845 ²⁰	vs ace, EtOH
6514	Isopropyl methyl ether	2-Methoxypropane	C ₄ H ₁₀ O	598-53-8	74.121			30.77	0.7237 ¹⁵	1.3576 ²⁰	sl H ₂ O; msc EtOH, eth
6515	5-Isopropyl-2-methylphenol	Carvacrol	C ₁₀ H ₁₄ O	499-75-2	150.217	nd	1	237.7	0.9772 ²⁰	1.5230 ²⁰	sl H ₂ O; s EtOH, eth, ctc; vs ace
6516	2-Isopropyl-6-methyl-4-pyrimidinol		C ₈ H ₁₂ N ₂ O	2814-20-2	152.193	cry		173			
6517	Isopropyl methyl sulfide		C ₄ H ₁₀ S	1551-21-9	90.187	liq	-101.5	84.8	0.8291 ²⁰	1.4932 ²⁰	s EtOH, eth, ace
6518	1-Isopropyl-naphthalene		C ₁₃ H ₁₄	6158-45-8	170.250	liq	-16	268	0.9956 ²⁰	1.5952 ²⁰	
6519	2-Isopropyl-naphthalene		C ₁₃ H ₁₄	2027-17-0	170.250		14.5	268.2	0.9753 ²⁰	1.5848 ²⁰	i H ₂ O; vs EtOH, eth; s bz
6520	Isopropyl nitrate		C ₃ H ₇ NO ₃	1712-64-7	105.093			100	1.034 ¹⁹	1.3912 ¹⁶	s EtOH, eth
6521	Isopropyl nitrite		C ₃ H ₇ NO ₂	541-42-4	89.094	pa ye oil		40	0.8684 ¹⁵		i H ₂ O; s EtOH, eth
6522	1-Isopropyl-4-nitrobenzene		C ₉ H ₁₁ NO ₂	1817-47-6	165.189	pa ye oil		122 ⁹	1.084 ²⁰	1.5367 ²⁰	i H ₂ O; s ace, bz, lig
6523	<i>N</i> -Isopropyl- <i>N</i> -nitroso-2-propanamine		C ₆ H ₁₄ N ₂ O	601-77-4	130.187	cry (eth,w)	48	194.5	0.9422 ²⁰		sl H ₂ O; s EtOH, eth, bz
6524	Isopropyl 3-oxobutanoate	Isopropyl acetoacetate	C ₇ H ₁₂ O ₃	542-08-5	144.168	liq	-27.3	186	0.9835 ²⁰	1.4173 ²⁰	vs eth, EtOH, lig
6525	Isopropyl palmitate	Isopropyl hexadecanoate	C ₁₉ H ₃₈ O ₂	142-91-6	298.504		13.5	160 ²	0.8404 ³⁸	1.4364 ²⁵	vs ace, bz, eth, EtOH
6526	Isopropyl pentanoate		C ₈ H ₁₆ O ₂	18362-97-5	144.212				0.8579 ²⁰	1.4061 ²⁰	i H ₂ O; s EtOH, eth, ace
6527	2-Isopropylphenol		C ₉ H ₁₂ O	88-69-7	136.190		15.5	213.5	1.012 ²⁰	1.5315 ²⁰	sl H ₂ O; s EtOH, eth, bz, ctc
6528	3-Isopropylphenol		C ₉ H ₁₂ O	618-45-1	136.190		26	228		1.5261 ²⁰	vs eth
6529	4-Isopropylphenol		C ₉ H ₁₂ O	99-89-8	136.190	nd (peth)	62.3	230; 110 ¹⁰	0.990 ²⁰	1.5228 ²⁰	sl H ₂ O; s EtOH, chl
6530	<i>N</i> -Isopropyl- <i>N</i> '-phenyl-1,4-benzenediamine		C ₁₅ H ₁₈ N ₂	101-72-4	226.317		72.5	148 ²			
6531	Isopropyl phenylcarbamate	Propham	C ₁₀ H ₁₃ NO ₂	122-42-9	179.216	wh nd (al)	90		1.09 ²⁰	1.4989 ⁹¹	vs bz, EtOH
6532	1-(4-Isopropylphenyl)ethanone		C ₁₁ H ₁₄ O	645-13-6	162.228			254	0.9753 ¹⁵	1.5235 ²⁰	
6533	Isopropyl propanoate		C ₆ H ₁₂ O ₂	637-78-5	116.158			109.5	0.8660 ²⁰	1.3872 ²⁰	sl H ₂ O; msc EtOH, eth
6534	<i>N</i> -Isopropyl-2-propenamide		C ₈ H ₁₁ NO	2210-25-5	113.157		64.5	110 ¹⁵			
6535	Isopropylpropylamine	<i>N</i> -Propyl-2-propanamine	C ₆ H ₁₅ N	21968-17-2	101.190			96.9			
6536	Isopropyl propyl sulfide		C ₆ H ₁₄ S	5008-73-1	118.240			132.1	0.8269 ²⁰		
6537	4-Isopropylpyridine		C ₈ H ₁₁ N	696-30-0	121.180	liq	-54.9	178	0.9382 ²⁵	1.4962 ²⁰	sl H ₂ O; msc EtOH, eth; vs ace
6538	Isopropyl 3-pyridinecarboxylate	Isopropyl nicotine	C ₉ H ₁₁ NO ₂	553-60-6	165.189			126 ³⁰ , 92.5 ⁵	1.0624 ²⁰	1.4926 ²⁰	
6539	Isopropyl silicate	Tetra(isopropoxy)silane	C ₁₂ H ₂₆ O ₄ Si	1992-48-9	264.434			184	0.8770 ²⁰		s ctc, CS ₂
6540	Isopropyl stearate		C ₂₁ H ₄₂ O ₂	112-10-7	326.557		28	207 ⁶	0.8403 ³⁸		vs ace, eth, EtOH, chl
6541	4-Isopropylstyrene		C ₁₁ H ₁₄	2055-40-5	146.229	liq	-44.7	204.1	0.8850 ²⁰	1.5289 ²⁰	vs ace, bz, eth, EtOH
6542	Isopropyl tetradecanoate	Isopropyl myristate	C ₁₇ H ₃₄ O ₂	110-27-0	270.451			193 ²⁰ , 140 ²	0.8532 ²⁰	1.4325 ²⁵	i H ₂ O; s EtOH, eth, chl; vs ace, bz
6543	(Isopropylthio)benzene		C ₈ H ₁₂ S	3019-20-3	152.256			208	0.9852 ²⁰	1.5464 ²⁰	
6544	Isopropyl trichloroacetate		C ₃ H ₇ Cl ₃ O ₂	3974-99-0	205.468			175; 66 ¹⁵	1.2911 ²⁵	1.4428 ²⁰	vs bz, eth, EtOH
6545	Isopropylurea		C ₄ H ₁₀ N ₂ O	691-60-1	102.134	nd		103 ^{0.1}			s H ₂ O, EtOH, chl, ace; sl eth
6546	Isopropyl vinyl ether	2-(Ethenyloxy)propane	C ₅ H ₁₀ O	926-65-8	86.132	liq	-140	55.5	0.7534 ²⁰	1.3840 ²⁰	vs ace, bz, eth, EtOH
6547	Isoproterenol	4-[1-Hydroxy-2-[isopropylamino]ethyl]-1,2-benzenediol	C ₁₁ H ₁₇ NO ₃	7683-59-2	211.258		170.5				



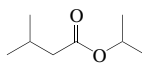
1-Isopropyl-2-methylbenzene



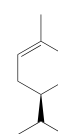
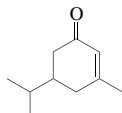
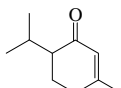
1-Isopropyl-3-methylbenzene



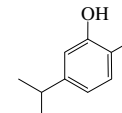
1-Isopropyl-4-methylbenzene



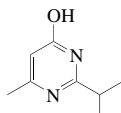
Isopropyl 3-methylbutanoate

5-Isopropyl-2-methyl-1,3-cyclohexadiene, (*R*)5-Isopropyl-3-methyl-2-cyclohexen-1-one, (\pm)6-Isopropyl-3-methyl-2-cyclohexen-1-one, (\pm)

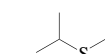
Isopropyl methyl ether



5-Isopropyl-2-methylphenol



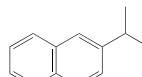
2-Isopropyl-6-methyl-4-pyrimidinol



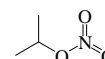
Isopropyl methyl sulfide



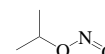
1-Isopropyl-naphthalene



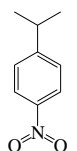
2-Isopropyl-naphthalene



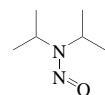
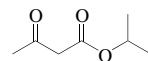
Isopropyl nitrate



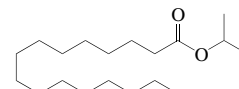
Isopropyl nitrite



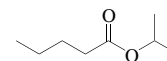
1-Isopropyl-4-nitrobenzene

*N*-Isopropyl-*N*-nitroso-2-propanamine

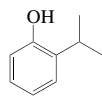
Isopropyl 3-oxobutanoate



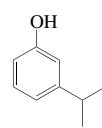
Isopropyl palmitate



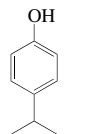
Isopropyl pentanoate



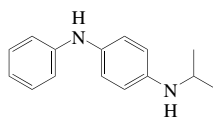
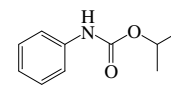
2-Isopropylphenol



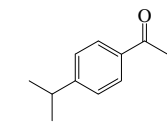
3-Isopropylphenol



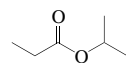
4-Isopropylphenol

*N*-Isopropyl-*N'*-phenyl-1,4-benzenediamine

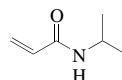
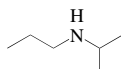
Isopropyl phenylcarbamate



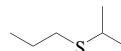
1-(4-Isopropylphenyl)ethanone



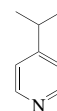
Isopropyl propanoate

*N*-Isopropyl-2-propenamide

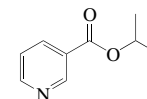
Isopropylpropylamine



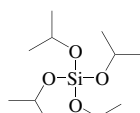
Isopropyl propyl sulfide



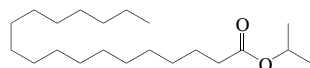
4-Isopropylpyridine



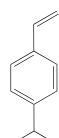
Isopropyl 3-pyridinecarboxylate



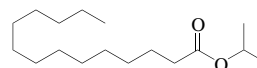
Isopropyl silicate



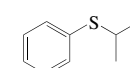
Isopropyl stearate



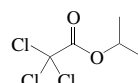
4-Isopropylstyrene



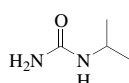
Isopropyl tetradecanoate



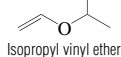
(Isopropylthio)benzene



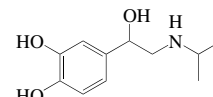
Isopropyl trichloroacetate



Isopropylurea

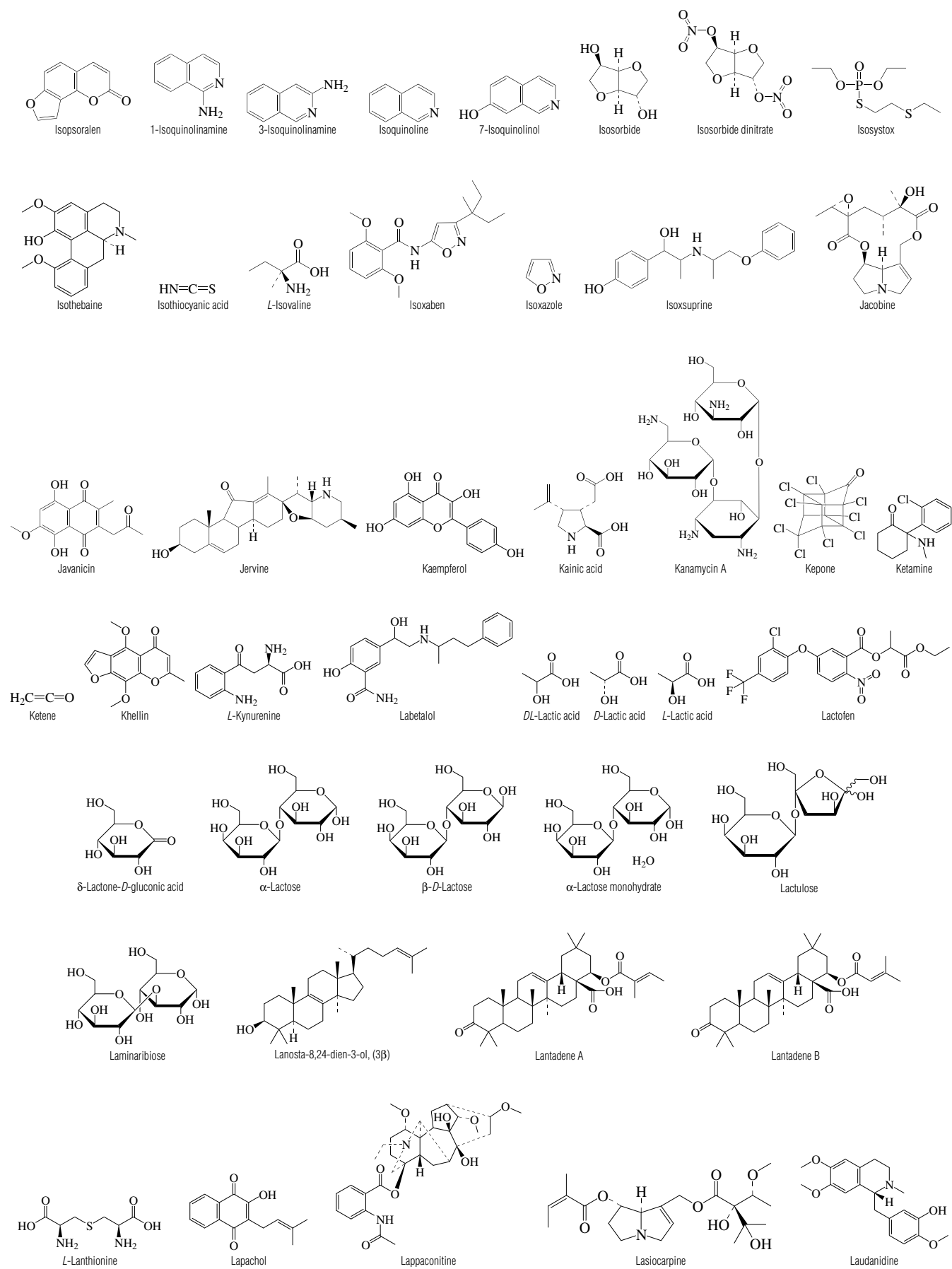


Isopropyl vinyl ether

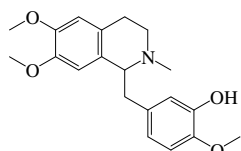


Isoproterenol

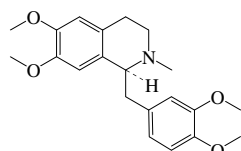
No.	Name	Synonym	Mol. Form.	CAS RN	Mol. Wt.	Physical Form	mp/°C	bp/°C	den/ g cm ⁻³	n _D	Solubility
6548	Isopsoralen		C ₁₁ H ₆ O ₃	523-50-2	186.164		139				
6549	1-Isoquinolinamine		C ₉ H ₈ N ₂	1532-84-9	144.173	pl(w)	123	164 ⁸			sl H ₂ O, eth; vs EtOH
6550	3-Isoquinolinamine		C ₉ H ₈ N ₂	25475-67-6	144.173		178.5				
6551	Isoquinoline	Benzo[c]pyridine	C ₉ H ₇ N	119-65-3	129.159	hyg pl	26.47	243.22	1.0910 ⁹⁰	1.6148 ²⁰	i H ₂ O; vs EtOH, chl; msc eth, bz
6552	7-Isoquinolinol		C ₉ H ₇ NO	7651-83-4	145.158		230				sl H ₂ O, eth; s EtOH
6553	Isosorbide		C ₆ H ₁₀ O ₄	652-67-5	146.141		63	170 ²			
6554	Isosorbide dinitrate	1,4:3,6-Dianhydroglucitol	C ₆ H ₈ N ₂ O ₈	87-33-2	236.136	col cry	52				vs EtOH, eth, ace
6555	Isosystox	Demeton-S	C ₈ H ₁₉ O ₃ PS ₂	126-75-0	258.339	liq		133 ²	1.132 ²¹		s H ₂ O
6556	Isothebaine		C ₁₉ H ₂₁ NO ₃	568-21-8	311.375	orth cry (al)	203.5				i H ₂ O; msc EtOH, chl; sl eth; s MeOH
6557	Isothiocyanic acid		CHNS	3129-90-6	59.091	unstab gas					
6558	L-Isovaline	2-Amino-2-methylbutyric acid	C ₆ H ₁₁ NO ₂	595-40-4	117.147	nd (w)	≈300				s EtOH; sl eth
6559	Isoxaben		C ₁₈ H ₂₄ N ₂ O ₄	82558-50-7	332.395	wh cry	173				s EtOAc, MeCN, MeOH
6560	Isoxazole	1-Oxa-2-azacyclopentadiene	C ₃ H ₃ NO	288-14-2	69.062			95	1.078 ²⁰	1.4298 ¹⁷	s H ₂ O
6561	Isoxsuprine		C ₁₈ H ₂₅ NO ₃	395-28-8	301.381	cry	103.0				
6562	Jacobine		C ₁₈ H ₂₅ NO ₆	6870-67-3	351.395	pl (EtOH)	228				
6563	Javanicin		C ₁₅ H ₁₄ O ₆	476-45-9	290.268	red cry (al)	208 dec				s alk
6564	Jervine		C ₂₇ H ₃₅ NO ₃	469-59-0	425.604		243 dec				i H ₂ O; s EtOH, ace, chl; sl eth
6565	Kaempferol		C ₁₅ H ₁₀ O ₆	520-18-3	286.236	ye nd (al, +1 w)	277				sl H ₂ O, chl; vs EtOH, eth, ace; i bz
6566	Kainic acid		C ₁₀ H ₁₅ NO ₄	487-79-6	213.231	cry (EtOH aq)	253 dec				s H ₂ O; i EtOH
6567	Kanamycin A		C ₁₈ H ₃₆ N ₆ O ₁₁	59-01-8	484.499	cry (EtOH)					
6568	Kepone	Chlordecone	C ₁₀ Cl ₁₀ O	143-50-0	490.636		350 dec		1.61 ²⁵		
6569	Ketamine	2-(2-Chlorophenyl)-2-(methylamino)cyclohexanone, (±)	C ₁₃ H ₁₆ ClNO	6740-88-1	237.725	cry (eth-pentane)	92.5				
6570	Ketene		C ₂ H ₂ O	463-51-4	42.036	col gas	-151	-49.8			sl eth, ace
6571	Khellin	4,9-Dimethoxy-7-methyl-5H-furo[3,2-g][1]benzopyran-5-one	C ₁₄ H ₁₂ O ₅	82-02-0	260.242	eth, al	154 dec	190 ^{0.05}			i H ₂ O; s EtOH, ace; sl eth, chl
6572	L-Kynurenine	Benzenebutanoic acid, α,2-diamino-γ-oxo-	C ₁₀ H ₁₂ N ₂ O ₃	343-65-7	208.213	lf (+/2w)	191 dec				sl H ₂ O
6573	Labetalol		C ₁₉ H ₂₄ N ₂ O ₃	36894-69-6	328.405	cry (MeOH)	164				
6574	DL-Lactic acid	2-Hydroxypropanoic acid, (±)	C ₃ H ₆ O ₃	598-82-3	90.078	ye cry	16.8	122 ¹⁵	1.2060 ²¹	1.4392 ²⁰	vs H ₂ O, EtOH; sl eth
6575	D-Lactic acid	D-2-Hydroxypropanoic acid	C ₃ H ₆ O ₃	10326-41-7	90.078	pl (chl)	53	103 ²			vs H ₂ O, EtOH
6576	L-Lactic acid	L-2-Hydroxypropanoic acid	C ₃ H ₆ O ₃	79-33-4	90.078	hyg pr (eth)	25.5				vs H ₂ O, EtOH
6577	Lactofen		C ₁₉ H ₁₅ ClF ₃ NO ₇	77501-63-4	461.773	ye pow (bz)	93				
6578	δ-Lactone-D-gluconic acid	δ-D-Gluconolactone	C ₆ H ₁₀ O ₆	90-80-2	178.139	nd (al)					
6579	α-Lactose		C ₁₂ H ₂₂ O ₁₁	14641-93-1	342.296	wh pow	222.8				vs H ₂ O; sl EtOH; i eth, chl
6580	β-D-Lactose		C ₁₂ H ₂₂ O ₁₁	5965-66-2	342.296		254		1.59 ²⁰		vs H ₂ O; sl EtOH; i eth, chl
6581	α-Lactose monohydrate		C ₁₂ H ₂₄ O ₁₂	5989-81-1	360.312	mcl (w)	201 dec		1.547 ²⁰		vs H ₂ O; i EtOH, eth, chl, MeOH
6582	Lactulose	4-O-β-D-Galactopyranosyl-D-fructose	C ₁₂ H ₂₂ O ₁₁	4618-18-2	342.296	hx pl (MeOH)	169				vs H ₂ O
6583	Laminaribiose	3-O-β-D-Glucopyranosyl-D-glucose	C ₁₂ H ₂₂ O ₁₁	34980-39-7	342.296		205				
6584	Lanosta-8,24-dien-3-ol, (3β)	Lanosterol	C ₃₀ H ₅₀ O	79-63-0	426.717	nd (eth), cry (MeOH-ace)	140.5				vs eth, EtOH, chl
6585	Lantadene A	Rehmannic acid	C ₃₅ H ₅₂ O ₅	467-81-2	552.785	cry (MeOH)	297				
6586	Lantadene B		C ₃₅ H ₅₂ O ₅	467-82-3	552.785	cry (EtOH)	302				
6587	L-Lanthionine	L-Cysteine, S-(2-amino-2-carboxyethyl)-, (R)-	C ₆ H ₁₂ N ₂ O ₄ S	922-55-4	208.235	hex pl	294 dec				sl H ₂ O
6588	Lapachol	2-Hydroxy-3-(3-methyl-2-butenyl)-1,4-naphthalenedione	C ₁₅ H ₁₄ O ₃	84-79-7	242.270	ye pr (eth, bz) pl (al)	139.5				i H ₂ O; s EtOH, eth, bz, chl; vs HOAc
6589	Lappaconitine		C ₃₂ H ₄₄ N ₂ O ₈	32854-75-4	584.699	hex pl (al)	217.5				i H ₂ O; sl EtOH, eth; s bz, chl
6590	Lasiocarpine		C ₂₁ H ₃₃ NO ₇	303-34-4	411.490	col pl (peth)	95.5				sl H ₂ O; s EtOH, bz, eth
6591	Laudanidine		C ₂₀ H ₂₅ NO ₄	301-21-3	343.418	hex pr (al)	184.5				vs H ₂ O, bz



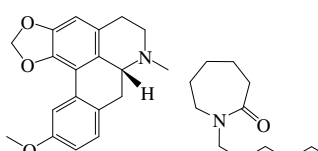
No.	Name	Synonym	Mol. Form.	CAS RN	Mol. Wt.	Physical Form	mp/°C	bp/°C	den/ g cm ⁻³	n _D	Solubility
6592	Laudanine		C ₂₀ H ₂₅ NO ₄	85-64-3	343.418	ye wh pr (dil al, al-chl)	167		1.26 ²⁰		sl H ₂ O, EtOH, eth; s bz, chl
6593	Laudanosine		C ₂₁ H ₂₇ NO ₄	2688-77-9	357.444	nd (peth), pr (al)	89				vs ace, eth, EtOH, chl
6594	Laureline		C ₁₉ H ₁₉ NO ₃	81-38-9	309.359	tab (al) cubes (peth)	114				i H ₂ O; s EtOH, eth, dil acid, con sulf
6595	Laurocapram	1-Dodecylhexahydro-2 <i>H</i> -azepin-2-one	C ₁₈ H ₃₅ NO	59227-89-3	281.477	col liq	-7	160 ⁵⁰	0.91	1.4701	i H ₂ O
6596	Lead bis(dimethyldithiocarbamate)		C ₆ H ₁₂ N ₂ PbS ₄	19010-66-3	447.6	pale ye nd	258				
6597	Ledol		C ₁₅ H ₂₆ O	577-27-5	222.366	nd (al)	105	292	0.9078 ¹⁰⁰	1.4667 ¹¹⁰	vs ace, eth, EtOH
6598	Lenacil		C ₁₃ H ₁₈ N ₂ O ₃	2164-08-1	234.294		290		1.32 ²⁵		vs py
6599	Leptophos		C ₁₃ H ₁₀ BrCl ₂ O ₂ PS	21609-90-5	412.066	tan waxy solid	71		1.53 ²⁵		i H ₂ O; vs bz; s ace, 2-PrOH, xyl
6600	<i>DL</i> -Leucine		C ₆ H ₁₃ NO ₂	328-39-2	131.173	lf (w)	293	sub	1.293 ¹⁸		s H ₂ O; sl EtOH; i eth
6601	<i>D</i> -Leucine		C ₆ H ₁₃ NO ₂	328-38-1	131.173	pl (al)	293	sub			sl H ₂ O
6602	<i>L</i> -Leucine	2-Amino-4-methylpentanoic acid	C ₆ H ₁₃ NO ₂	61-90-5	131.173	hex pl (dil al)	293	sub	1.293 ¹⁸		sl H ₂ O; i EtOH, eth
6603	<i>N</i> -Leucylglycine		C ₈ H ₁₆ N ₂ O ₃	686-50-0	188.224		248 dec				s H ₂ O; sl EtOH, eth; i ace, bz, chl
6604	Leuprolide		C ₃₉ H ₈₄ N ₁₆ O ₁₂	53714-56-0	1209.398	fluffy solid					
6605	Leurosine		C ₄₆ H ₅₆ N ₄ O ₉	23360-92-1	808.959	cry	203				
6606	Levallorphan	17-Allylmorphinan-3-ol	C ₁₉ H ₂₅ NO	152-02-3	283.408	cry (EtOH aq)	181				
6607	Levodopa	<i>L</i> -3,4-Dihydroxyphenylalanine	C ₉ H ₁₁ NO ₄	59-92-7	197.188	pl (dil al) pr or nd (w+SO ₂)	277 dec				s H ₂ O; i EtOH, eth, ace, bz; s alk, MeOH
6608	Levopimaric acid		C ₂₀ H ₃₀ O ₂	79-54-9	302.451	orth cry	150				
6609	Levorphanol	17-Methylmorphinan-3-ol	C ₁₇ H ₂₃ NO	77-07-6	257.371	cry	198				
6610	<i>α</i> -Limonene	<i>ρ</i> -Mentha-1,8-diene, (<i>R</i>)	C ₁₀ H ₁₆	5989-27-5	136.234	oil	-74.0	178	0.8411 ²⁰	1.4730 ²⁰	i H ₂ O; msc EtOH, eth; s ctc
6611	<i>β</i> -Limonene	<i>ρ</i> -Mentha-1,8-diene, (<i>S</i>)	C ₁₀ H ₁₆	5989-54-8	136.234	oil		178; 64.4 ¹⁵	0.843 ²⁰	1.4746 ²⁰	i H ₂ O; vs eth, EtOH
6612	Linalol	3,7-Dimethyl-1,6-octadien-3-ol, (±)-	C ₁₀ H ₁₈ O	22564-99-4	154.249			198; 86 ¹³	0.870 ¹⁵	1.4627	
6613	Linalyl acetate	3,7-Dimethyl-1,6-octadien-3-yl acetate	C ₁₂ H ₂₀ O ₂	115-95-7	196.286	liq		220; 44 ⁰²	0.895 ²⁰	1.4460 ²⁰	i H ₂ O; misc EtOH, eth
6614	Lincomycin		C ₁₈ H ₃₄ N ₂ O ₆ S	154-21-2	406.537	amor solid					sl H ₂ O; s EtOH, ace, chl
6615	Linoleic acid	<i>cis,cis</i> -9,12-Octadecadienoic acid	C ₁₈ H ₃₂ O ₂	60-33-3	280.446		-7	229 ¹⁶	0.9022 ²⁰	1.4699 ²⁰	vs ace, bz, eth, EtOH
6616	Linolenic acid	<i>cis,cis,cis</i> -9,12,15-Octadecatrienoic acid	C ₁₈ H ₃₀ O ₂	463-40-1	278.430		-11	231 ¹⁷ , 129 ⁰⁵	0.9164 ²⁰	1.4800 ²⁰	i H ₂ O; s EtOH, eth; sl bz
6617	Linuron	<i>N</i> -(3,4-Dichlorophenyl)- <i>N'</i> -methoxy- <i>N'</i> -methylurea	C ₉ H ₁₀ Cl ₂ N ₂ O ₂	330-55-2	249.093		93				
6618	Liothyronine		C ₁₅ H ₁₂ I ₃ NO ₄	6893-02-3	650.974	cry	236 dec				i H ₂ O, EtOH; s dil alk
6619	Lipoamide	1,2-Dithiolane-3-pentanamide	C ₈ H ₁₅ NOS ₂	940-69-2	205.341	cry	128				
6620	<i>α</i> -Lipoic acid	1,2-Dithiolane-3-pentanoic acid	C ₈ H ₁₄ O ₂ S ₂	1077-28-7	206.326	ye pl (cy)	60	87 ²⁵			i H ₂ O
6621	Lisinopril		C ₂₁ H ₃₅ N ₃ O ₇	83915-83-7	441.519	wh cry pow	159				i EtOH, chl, ace; sl MeOH
6622	Lithium oxalate		C ₂ Li ₂ O ₄	30903-87-8	101.901		dec		2.121 ¹⁷		s H ₂ O; i EtOH, eth
6623	Lobelanidine		C ₂₂ H ₂₉ NO ₂	552-72-7	339.471	sc (al, eth)	150				i H ₂ O; s EtOH; sl eth; vs ace, bz, py
6624	Lobelanine		C ₂₂ H ₂₉ NO ₂	579-21-5	335.440	nd (eth, peth)	99				vs ace, bz, EtOH, chl
6625	Lobeline		C ₂₂ H ₂₇ NO ₂	90-69-7	337.455	nd (al, bz)	130.5				sl H ₂ O; s EtOH, eth, bz, chl; vs ace
6626	Loflucarban		C ₁₃ H ₂ Cl ₂ FN ₂ S	790-69-2	315.192		163.5				
6627	Longifolene	Kuromatsuene	C ₁₅ H ₂₄	475-20-7	204.352			258; 126 ¹⁵	0.9319 ¹⁸	1.5040 ²⁰	i H ₂ O; s bz
6628	Loratadine	Claritin	C ₂₂ H ₂₃ ClN ₂ O ₂	79794-75-5	382.883	cry (MeCN)	132				
6629	Lovastatin	Mevacor	C ₂₄ H ₃₆ O ₅	75330-75-5	404.540	wh cry (ace aq)	174				i H ₂ O; vs chl; s DMF; sl ace, EtOH
6630	Lovoal		C ₁₅ H ₂ Cl ₂ F ₃ N ₂ O ₂	14255-88-0	375.130	ye cry	103				s ace, diox
6631	Loxapine		C ₁₈ H ₁₈ ClN ₂ O	1977-10-2	327.808	ye cry (peth)	109.5				



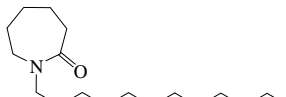
Laudanine



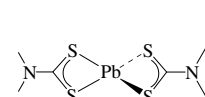
Laudanosine



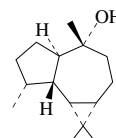
Laureline



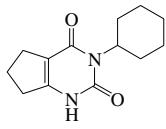
Laurocapram



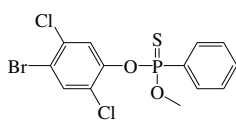
Lead bis(dimethyldithiocarbamate)



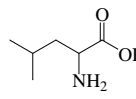
Ledol



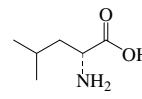
Lenacil



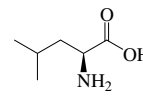
Leptophos



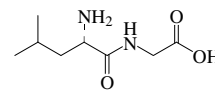
DL-Leucine



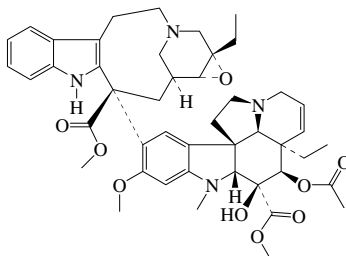
D-Leucine



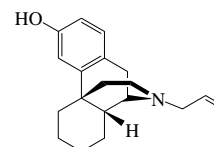
L-Leucine



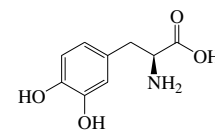
N-Leucylglycine

H-5-oxoPro-His-Trp-Ser-Tyr-D-Leu-Leu-Arg-Pro-NHEt
Leuprolide

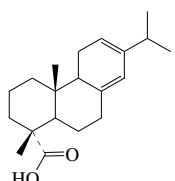
Leurosine



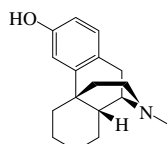
Levallorphan



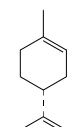
Levodopa



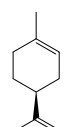
Levopimaric acid



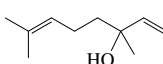
Levorphanol



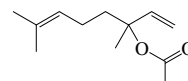
d-Limonene



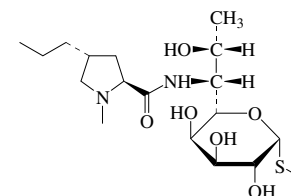
l-Limonene



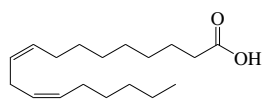
Linalol



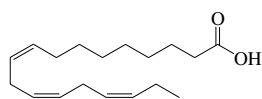
Linalyl acetate



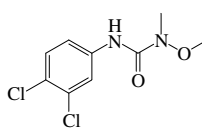
Lincosycin



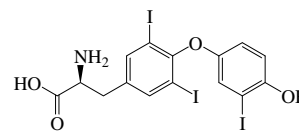
Linoleic acid



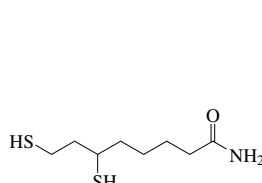
Linolenic acid



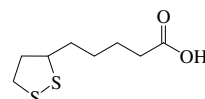
Linuron



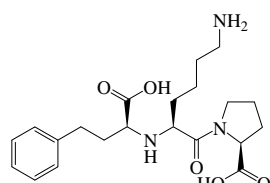
Liothyronine



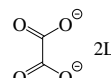
Lipoamide



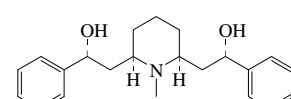
α-Lipoic acid



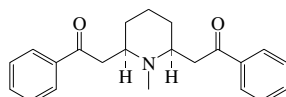
Lisinopril



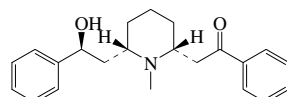
Lithium oxalate



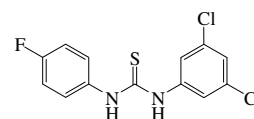
Lobelanidine



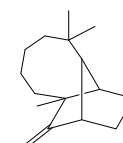
Lobelanine



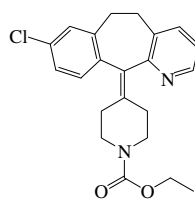
Lobeline



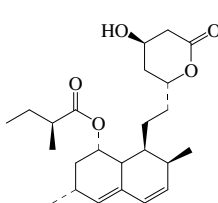
Loflicarban



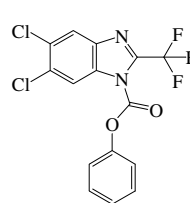
Longifolene



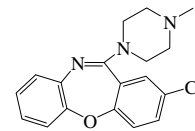
Loratadine



Lovastatin

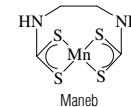
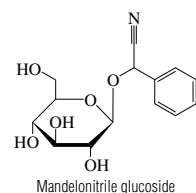
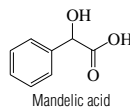
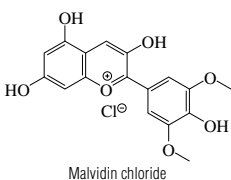
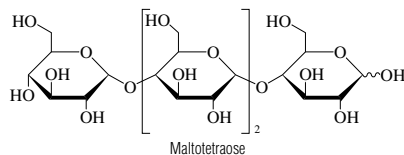
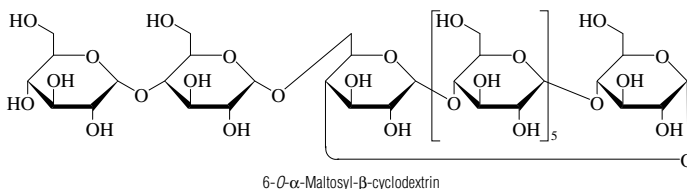
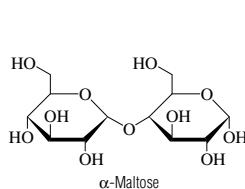
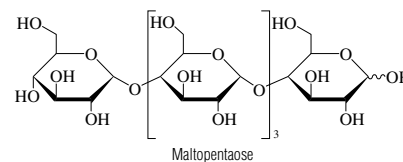
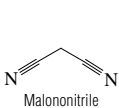
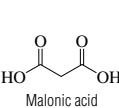
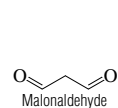
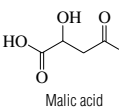
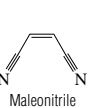
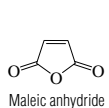
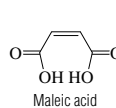
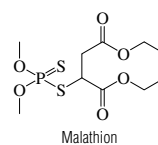
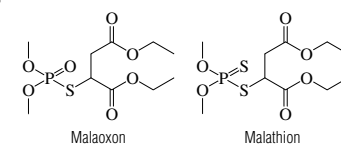
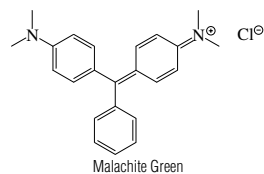
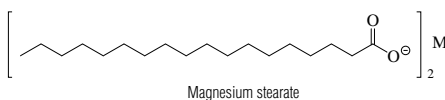
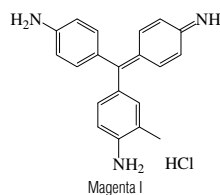
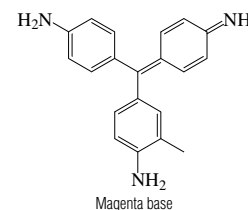
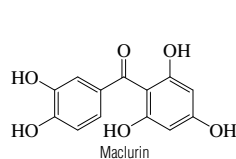
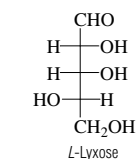
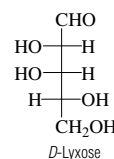
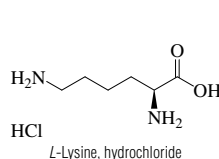
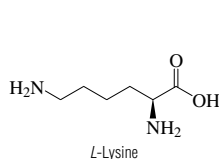
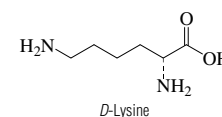
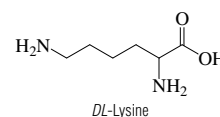
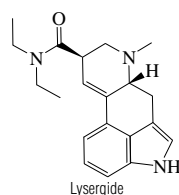
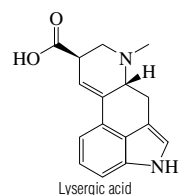
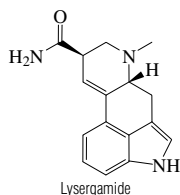
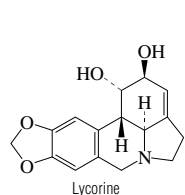
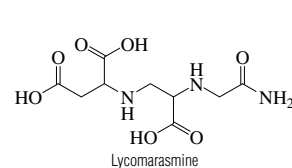
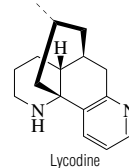
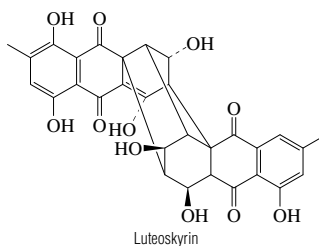
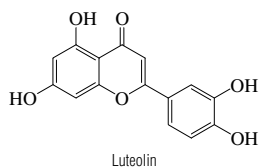
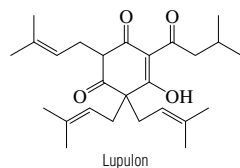
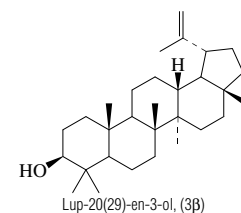
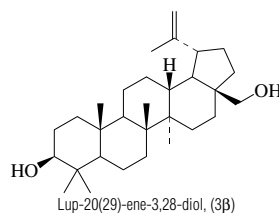
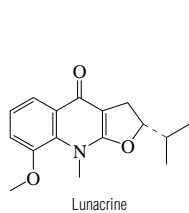
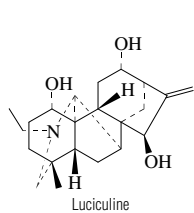
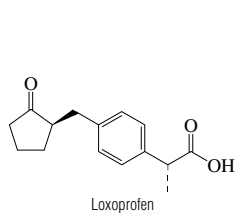


Lovozal

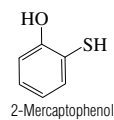
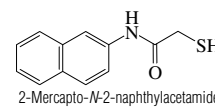
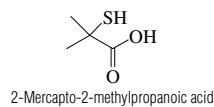
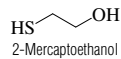
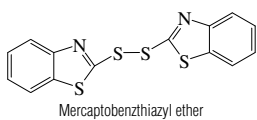
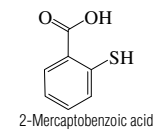
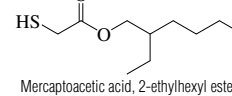
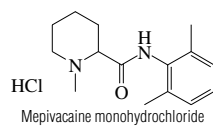
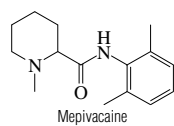
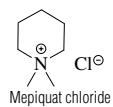
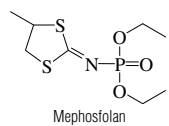
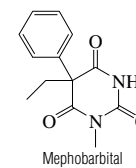
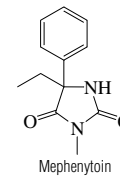
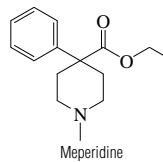
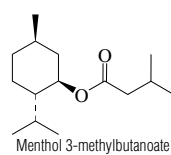
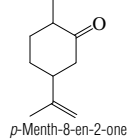
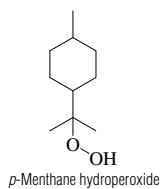
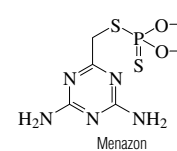
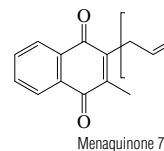
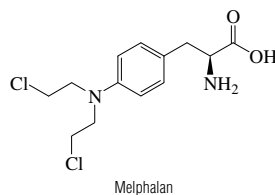
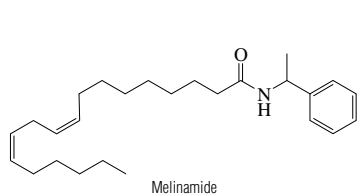
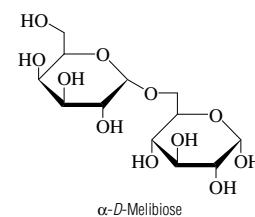
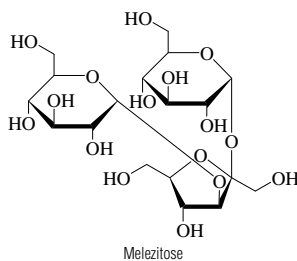
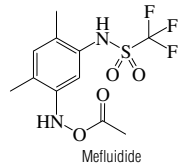
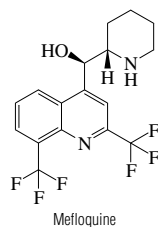
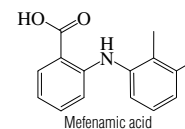
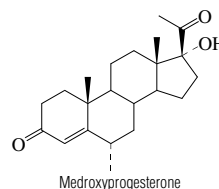
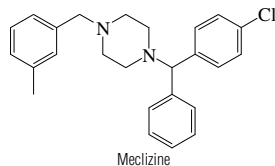
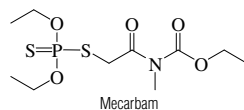
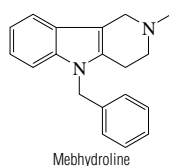
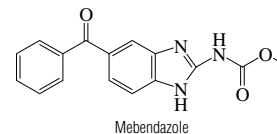
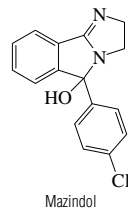
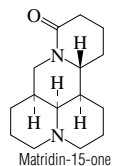
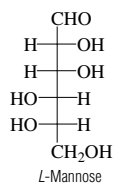
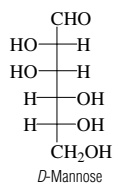
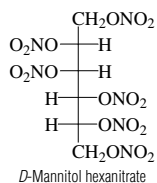
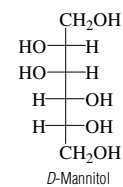
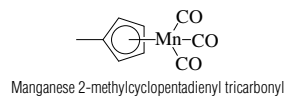
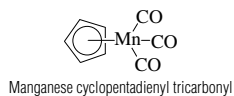
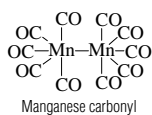
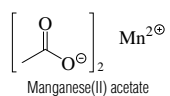


Loxapine

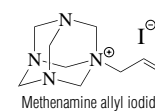
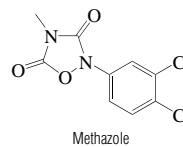
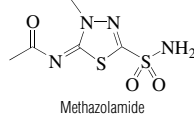
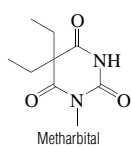
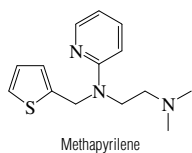
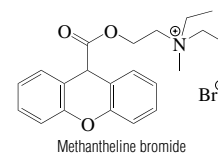
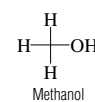
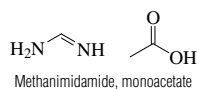
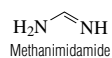
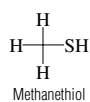
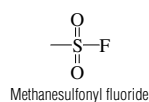
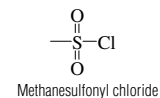
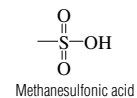
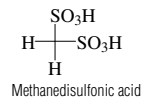
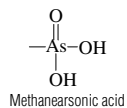
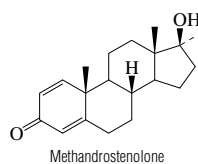
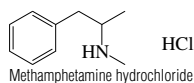
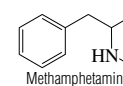
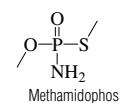
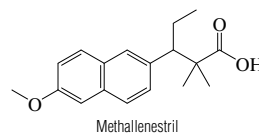
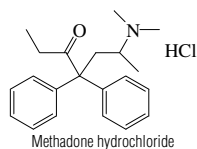
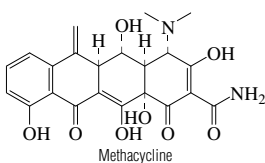
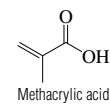
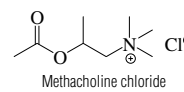
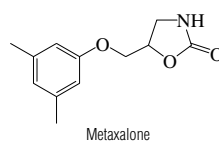
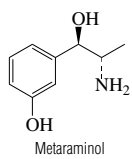
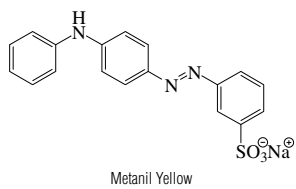
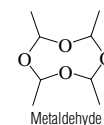
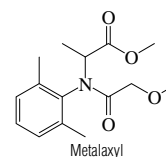
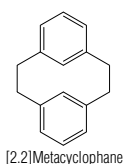
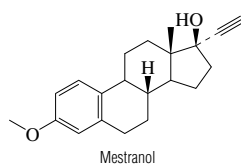
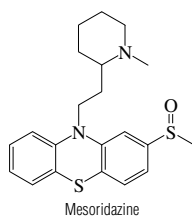
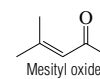
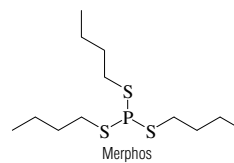
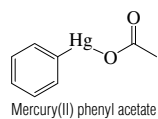
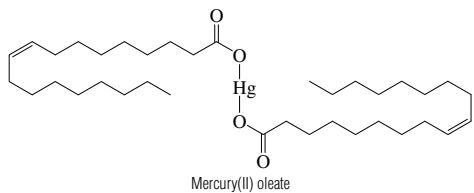
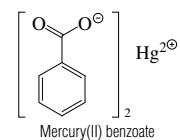
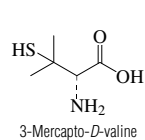
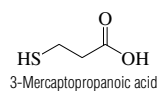
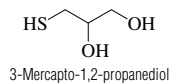
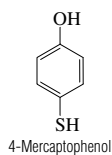
No.	Name	Synonym	Mol. Form.	CAS RN	Mol. Wt.	Physical Form	mp/°C	bp/°C	den/ g cm ⁻³	n _D	Solubility
6632	Loxoprofen	α -Methyl-4-[(2-oxocyclopentyl)methyl]benzeneacetic acid	C ₁₅ H ₁₈ O ₃	68767-14-6	246.302	col oil	110	192 ^{0.3}			
6633	Luciculine	Napelline	C ₂₂ H ₃₅ NO ₃	5008-52-6	361.518	cry (+1w, ace)	149	165 ^{0.02}			vs EtOH
6634	Lunacrine		C ₁₆ H ₁₉ NO ₃	82-40-6	273.327						s chl
6635	Lup-20(29)-ene-3,28-diol, (3 β)	Betulin	C ₃₀ H ₅₀ O ₂	473-98-3	442.717	nd (al +1)	250	sub 240			i H ₂ O; sl EtOH, bz; s eth, AcOEt, lig
6636	Lup-20(29)-en-3-ol, (3 β)	Lupeol	C ₃₀ H ₅₀ O	545-47-1	426.717	nd (al, ace)	216		0.9457 ²¹⁸	1.4910 ²¹⁸	i H ₂ O; vs EtOH, eth, ace, bz, chl
6637	Lupulon		C ₂₆ H ₃₈ O ₄	468-28-0	414.578	pr (MeOH)	93				i H ₂ O; s EtOH, peth, hx
6638	Luteolin		C ₁₅ H ₁₀ O ₆	491-70-3	286.236	ye nd (dil al, + 1 w)	329 dec				sl H ₂ O; s EtOH, eth, alk, con sulf
6639	Luteoskyrin	8,8'-Dihydroxyrugulosin	C ₃₀ H ₂₂ O ₁₂	21884-44-6	574.489	ye nd (EtOH)	278 dec				
6640	Lycodine		C ₁₆ H ₂₂ N ₂	20316-18-1	242.359	orth pr	99	190 ^{1.0}			s H ₂ O, chl, eth, EtOH; i peth
6641	Lycomarasmine		C ₉ H ₁₅ N ₃ O ₇	7611-43-0	277.231		228 dec				
6642	Lycorine		C ₁₆ H ₁₇ NO ₄	476-28-8	287.311	pr (al, py)	280	sub			i H ₂ O; sl EtOH, eth, chl
6643	Lysergamide		C ₁₆ H ₁₇ N ₃ O	478-94-4	267.325	cry (MeOH), pr (aq, ace)	137.5				sl EtOH, ace, os
6644	Lysergic acid		C ₁₆ H ₁₆ N ₂ O ₂	82-58-6	268.310	lf or hex sc (w)	240 dec				sl H ₂ O, eth, bz; s EtOH, py
6645	Lysergide		C ₂₀ H ₂₅ N ₃ O	50-37-3	323.432		82				
6646	DL-Lysine	2,6-Diaminohexanoic acid, (\pm)	C ₆ H ₁₄ N ₂ O ₂	70-54-2	146.187		224				sl H ₂ O
6647	D-Lysine	2,6-Diaminohexanoic acid, (D)	C ₆ H ₁₄ N ₂ O ₂	923-27-3	146.187		218 dec				s H ₂ O
6648	L-Lysine	2,6-Diaminohexanoic acid, (L)	C ₆ H ₁₄ N ₂ O ₂	56-87-1	146.187	nd (w, dil al)	224 dec				s H ₂ O; i EtOH, eth, ace, bz
6649	L-Lysine, hydrochloride		C ₆ H ₁₅ ClN ₂ O ₂	10098-89-2	182.648		263 dec				
6650	D-Lyxose		C ₆ H ₁₀ O ₅	1114-34-7	150.130		108		1.545 ²⁰		
6651	L-Lyxose		C ₆ H ₁₀ O ₅	1949-78-6	150.130		110				
6652	Maclurin	(3,4-Dihydroxyphenyl)(2,4,6-trihydroxyphenyl)methanone	C ₁₃ H ₁₀ O ₆	519-34-6	262.214	ye nd (al)	222.5				vs eth, EtOH
6653	Magenta base	Rosaniline	C ₂₀ H ₁₉ N ₃	3248-93-9	301.385	br-red cry	186 dec				
6654	Magenta I	Rosaniline hydrochloride	C ₂₀ H ₂₀ ClN ₃	632-99-5	337.846	grn cry	200 dec				sl H ₂ O, EtOH; i eth
6655	Magnesium stearate	Magnesium octadecanoate	C ₃₆ H ₇₀ MgO ₄	557-04-0	591.244	wh pow	132				i H ₂ O; reac acid
6656	Malachite Green		C ₂₃ H ₂₅ ClN ₂	569-64-2	364.911	grn cry					vs H ₂ O, EtOH, MeOH
6657	Malaoxon	(Dimethoxyphosphinythio)butanedioic acid	C ₁₀ H ₁₅ O ₇ PS	1634-78-2	314.293	liq		132 ^{0.1}			
6658	Malathion		C ₁₀ H ₁₉ O ₆ PS ₂	121-75-5	330.358	ye-br liq	1.4	156 ^{0.7} dec	1.2076 ²⁰	1.4960 ²⁰	sl H ₂ O; s EtOH, eth, bz
6659	Maleic acid	cis-2-Butenedioic acid	C ₄ H ₄ O ₄	110-16-7	116.073	mcl pr (w)	139		1.590 ²⁰		vs H ₂ O, EtOH, ace; s eth; i bz, chl
6660	Maleic anhydride		C ₄ H ₂ O ₃	108-31-6	98.057	nd (chl, eth)	52.56	202	1.314 ⁶⁰		s H ₂ O; s eth, ace, chl; sl lig
6661	Maleonitrile	cis-Butenedinitrile	C ₄ H ₂ N ₂	928-53-0	78.072	pr (EtOH)	31.5	111 ²⁰			
6662	Malic acid	Hydroxybutanedioic acid	C ₄ H ₆ O ₅	617-48-1	134.088		132		1.601 ²⁰		s H ₂ O; vs eth, EtOH, MeOH
6663	Malonaldehyde	1,3-Propanedial	C ₃ H ₂ O ₂	542-78-9	72.063	hyg nd	73				
6664	Malonic acid		C ₃ H ₄ O ₄	141-82-2	104.062	tcl (al)	135 dec	sub	1.619 ¹⁰		vs H ₂ O, py; s EtOH, eth; i bz
6665	Malononitrile		C ₃ H ₂ N ₂	109-77-3	66.061		32	218.5	1.1910 ²⁰	1.4146 ³⁴	s H ₂ O, ace, bz, chl; vs EtOH, eth
6666	Maltopentaose		C ₃₀ H ₅₂ O ₂₆	34620-76-3	828.718	cry (w)	78 (hyd)				
6667	α -Maltose		C ₁₂ H ₂₂ O ₁₁	4482-75-1	342.296	nd (al)	162.5		1.546 ²⁰		vs H ₂ O
6668	6-O- α -Maltosyl- β -cyclodextrin		C ₅₄ H ₉₀ O ₄₅	104723-60-6	1459.266	cry (MeOH)					
6669	Maltotetraose		C ₂₄ H ₄₂ O ₂₁	34612-38-9	666.577	amorp solid	170 dec				
6670	Malvidin chloride		C ₁₇ H ₁₅ ClO ₇	643-84-5	366.750		>300				sl H ₂ O; s EtOH, MeOH
6671	Mandelic acid	α -Hydroxybenzeneacetic acid	C ₈ H ₈ O ₃	90-64-2	152.148	orth pl	119		1.2890 ²⁰		s H ₂ O, eth, EtOH, i-PROH
6672	Mandelonitrile glucoside		C ₁₄ H ₁₇ NO ₆	138-53-4	295.288	wh nd or pl (al)	122				vs H ₂ O, EtOH
6673	Maneb	Manganese, [[1,2-ethanediy]bis(carbamodithioato)](2-)-	C ₄ H ₆ MnN ₂ S ₄	12427-38-2	265.302		dec 200				



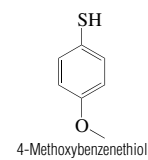
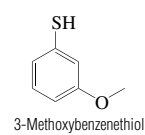
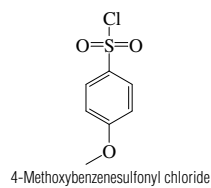
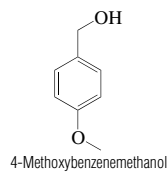
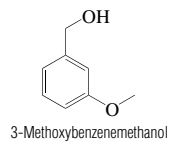
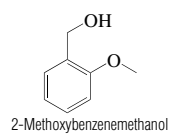
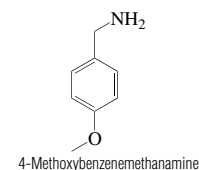
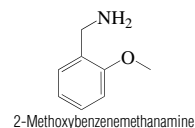
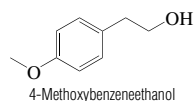
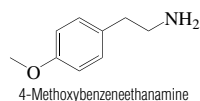
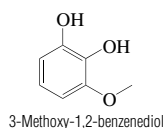
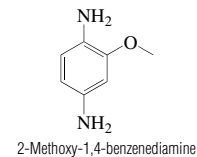
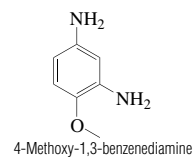
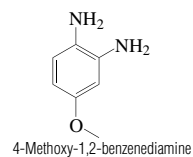
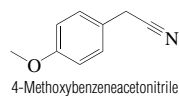
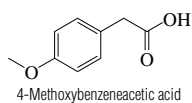
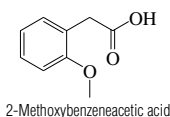
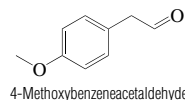
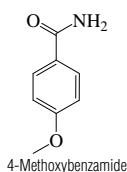
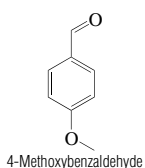
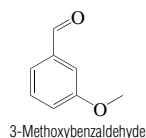
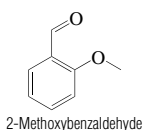
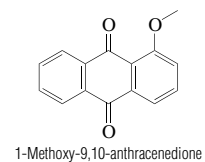
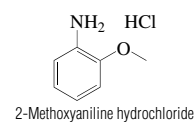
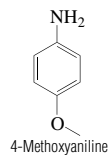
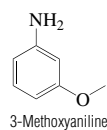
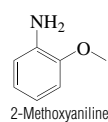
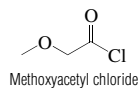
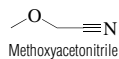
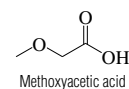
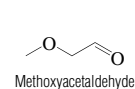
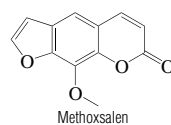
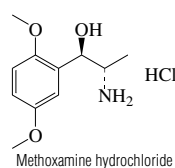
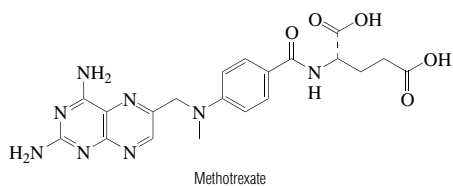
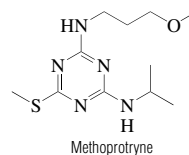
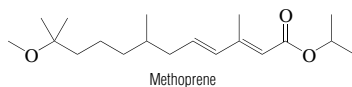
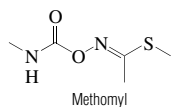
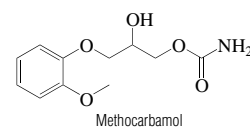
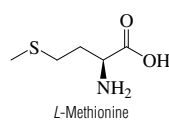
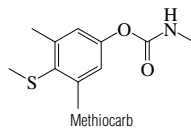
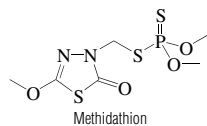
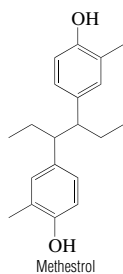
No.	Name	Synonym	Mol. Form.	CAS RN	Mol. Wt.	Physical Form	mp/°C	bp/°C	den/ g cm ⁻³	n _D	Solubility
6674	Manganese(II) acetate		C ₄ H ₆ O ₄ Mn	638-38-0	173.027	red cry (w)	210				s H ₂ O, MeOH, HOAc; i ace
6675	Manganese carbonyl	Dimanganese decacarbonyl	C ₁₀ Mn ₂ O ₁₀	10170-69-1	389.977	ye mcl cry	154		1.75		i H ₂ O; s os
6676	Manganese cyclopentadienyl tricarbonyl		C ₈ H ₃ MnO ₃	12079-65-1	204.062	pale ye cry	77.0	subl			s os
6677	Manganese 2-methylcyclopentadienyl tricarbonyl		C ₉ H ₇ MnO ₃	12108-13-3	218.088	ye liq	1.5	233; 102 ¹⁰	1.388 ²⁰		i H ₂ O; misc bz
6678	D-Mannitol	Cordycepic acid	C ₆ H ₁₄ O ₆	69-65-8	182.171	orth nd or pr (w)	168	295 ^{3,5}	1.489 ²⁰	1.3330	vs H ₂ O; sl EtOH, py; i eth
6679	D-Mannitol hexanitrate		C ₆ H ₃ N ₆ O ₁₈	15825-70-4	452.157	nd (al)	107	exp	1.8 ²⁰		vs bz, eth, EtOH
6680	D-Mannose	Seminose	C ₆ H ₁₂ O ₆	3458-28-4	180.155	nd or orth pr (al)	132 dec		1.539 ²⁰		vs H ₂ O; sl EtOH, MeOH; i eth, bz
6681	L-Mannose		C ₆ H ₁₂ O ₆	10030-80-5	180.155	cry (al)	132				vs H ₂ O
6682	Matridin-15-one	Matrine	C ₁₅ H ₂₄ N ₂ O	519-02-8	248.364	α-nd or pl; β-orth pr,		223 ⁶		1.5286 ²⁵	s H ₂ O, eth, ace; vs EtOH, bz; sl peth
6683	Mazindol		C ₁₆ H ₁₃ ClN ₂ O	22232-71-9	284.739	cry (ace/hx)	198				i H ₂ O; s EtOH
6684	Mebendazole		C ₁₆ H ₁₃ N ₃ O ₃	31431-39-7	295.292	cry (HOAc/MeOH)	288.5				i H ₂ O, EtOH, eth, chl
6685	Mebhydroline		C ₁₉ H ₂₀ N ₂	524-81-2	276.375	cry	95	211 ¹			i H ₂ O; sl eth; vs EtOH, ace, MeOH
6686	Mecarbam		C ₁₀ H ₂₀ NO ₃ PS ₂	2595-54-2	329.374	ye oil		144 ^{0,02}	1.223 ²⁰		sl H ₂ O
6687	Meclizine		C ₂₅ H ₂₇ ClN ₂	569-65-3	390.948			230			s CS ₂
6688	Medroxyprogesterone		C ₂₂ H ₃₂ O ₃	520-85-4	344.487		214.5				vs chl
6689	Mefenamic acid	2-[(2,3-Dimethylphenyl)amino] benzoic acid	C ₁₅ H ₁₅ NO ₂	61-68-7	241.286	hyg cry	230 dec				s alk; sl eth, chl
6690	Mefloquine		C ₁₇ H ₁₆ F ₆ N ₂ O	53230-10-7	378.311	cry (MeOH aq)	178.2				
6691	Mefluidide		C ₁₁ H ₁₃ F ₃ N ₂ O ₃ S	53780-34-0	310.292		184				
6692	Melezitose		C ₁₈ H ₃₂ O ₁₆	597-12-6	504.437	cry (w+2)	153		1.5565 ²⁵		vs H ₂ O
6693	α-D-Melibiose	6-O-α-D-Galactopyranosyl-D-glucose	C ₁₂ H ₂₀ O ₁₁	585-99-9	342.296						vs H ₂ O; sl EtOH; dec acid
6694	Melinamide	N-(1-Phenylethyl)-9,12-octadecadieneamide, (Z,Z)-	C ₂₆ H ₄₁ NO	14417-88-0	383.610	oil	<4	202 ^{0,07}		1.5050 ²³	
6695	Melphalan	L-Phenylalanine, 4-[bis(2-chloroethyl)amino]-	C ₁₃ H ₁₈ Cl ₂ N ₂ O ₂	148-82-3	305.200	nd	183 dec				i H ₂ O; s EtOH
6696	Menaquinone 7	Vitamin K ₂ (35)	C ₄₆ H ₆₄ O ₂	2124-57-4	648.999	cry	54				
6697	Menazon		C ₈ H ₁₂ N ₂ O ₂ PS ₂	78-57-9	281.296	cry (MeOH)	160				sl H ₂ O; s thf
6698	p-Menthane hydroperoxide	1-Methyl-1-(4-methylcyclohexyl)ethyl hydroperoxide	C ₁₀ H ₂₀ O ₂	80-47-7	172.265			259	0.92		
6699	p-Menth-8-en-2-one	2-Methyl-5-(1-methylethenyl) cyclohexanone	C ₁₀ H ₁₈ O	7764-50-3	152.233			223.0			
6700	Menthol 3-methylbutanoate	Menthol, isovalerate	C ₁₅ H ₂₈ O ₂	16409-46-4	240.382			129 ⁹	0.908 ¹⁵	1.4486 ²⁰	i H ₂ O; s EtOH, ace
6701	Meperidine	Pethidine	C ₁₅ H ₂₁ NO ₂	57-42-1	247.334		30	155 ⁵			
6702	Mephentoin		C ₁₂ H ₁₄ N ₂ O ₂	50-12-4	218.251		136				
6703	Mephobarbital		C ₁₃ H ₁₄ N ₂ O ₃	115-38-8	246.261	wh cry (w)	176				sl H ₂ O, eth, chl; vs EtOH
6704	Mephosolan		C ₈ H ₁₆ NO ₃ PS ₂	950-10-7	269.322	ye liq		120 ^{0,001}		1.5354 ²⁶	s ace, EtOH, bz
6705	Mepiquat chloride	Piperidinium, 1,1-dimethyl-, chloride	C ₇ H ₁₆ CIN	24307-26-4	149.662		223				
6706	Mepivacaine	N-(2,6-Dimethylphenyl)-1-methyl-2-piperidinecarboxamide	C ₁₅ H ₂₂ N ₂ O	96-88-8	246.348	cry (eth)	150.5				s CS ₂
6707	Mepivacaine monohydrochloride	Carbocaine hydrochloride	C ₁₅ H ₂₃ CIN ₂ O	1722-62-9	282.809	cry	263				s H ₂ O
6708	Mercaptoacetic acid, 2-ethylhexyl ester		C ₁₀ H ₂₀ O ₂ S	7659-86-1	204.330			133.5	0.97 ²⁰		
6709	2-Mercaptobenzoic acid	o-Thiosalicic acid	C ₇ H ₆ O ₂ S	147-93-3	154.187	lf or nd (al, w, HOAc)	168.5	sub			s H ₂ O, EtOH, eth; sl DMSO, lig
6710	Mercaptobenzthiazyl ether	2,2'-Dithiobis[benzothiazole]	C ₁₄ H ₈ N ₂ S ₄	120-78-5	332.487	ye nd	180		1.50		i H ₂ O; sl EtOH, bz, ctc, ace
6711	2-Mercaptoethanol		C ₂ H ₆ OS	60-24-2	78.133			158; 55 ¹³	1.1143 ²⁰	1.4996 ²⁰	s H ₂ O, EtOH, eth, bz
6712	2-Mercapto-2-methylpropanoic acid		C ₄ H ₈ O ₂ S	4695-31-2	120.171		47	101 ¹⁵			vs H ₂ O
6713	2-Mercapto-N-2-naphthylacetamide	Thionalide	C ₁₂ H ₁₁ NOS	93-42-5	217.286		111.5				i H ₂ O; vs EtOH, os
6714	2-Mercaptophenol		C ₆ H ₆ OS	1121-24-0	126.176	oil	5.5	217; 89 ⁸	1.2371 ⁰		vs bz, eth, EtOH



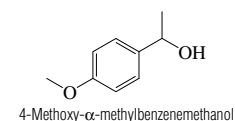
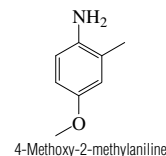
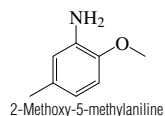
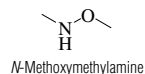
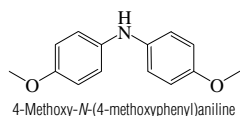
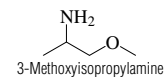
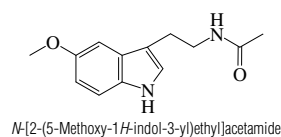
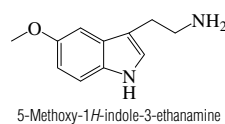
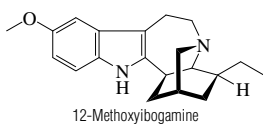
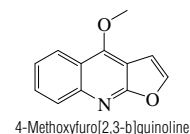
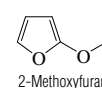
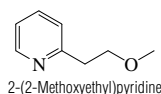
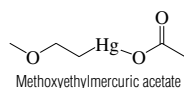
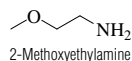
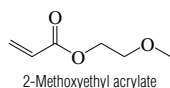
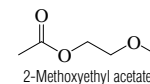
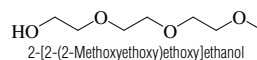
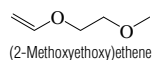
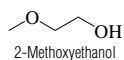
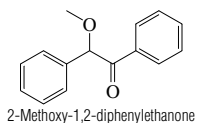
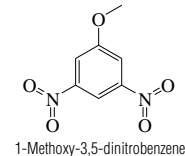
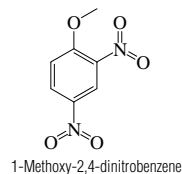
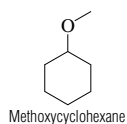
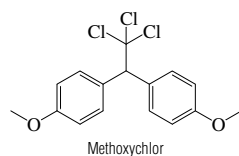
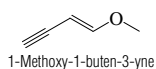
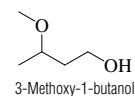
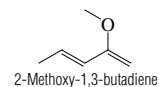
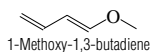
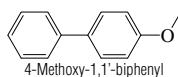
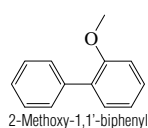
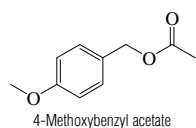
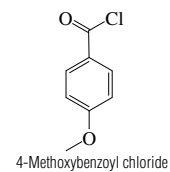
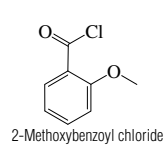
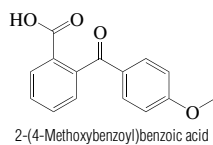
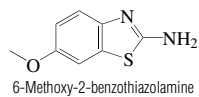
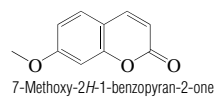
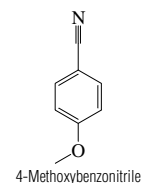
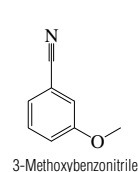
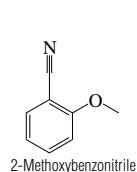
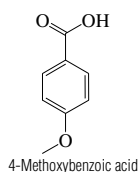
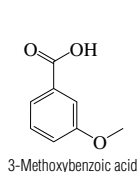
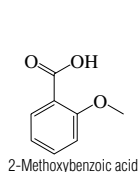
No.	Name	Synonym	Mol. Form.	CAS RN	Mol. Wt.	Physical Form	mp/°C	bp/°C	den/ g cm ⁻³	n _D	Solubility
6715	4-Mercaptophenol		C ₆ H ₆ OS	637-89-8	126.176	cry	29.5	167 ⁴⁵ , 135 ¹¹	1.1285 ²⁵	1.5101 ²⁵	s H ₂ O, EtOH, alk, con sulf
6716	3-Mercapto-1,2-propanediol	Thioglycerol	C ₃ H ₆ O ₂ S	96-27-5	108.160	visc		100 ¹	1.2455 ²⁰	1.5268 ²⁰	sl H ₂ O, eth, bz, chl; msc EtOH; vs ace
6717	3-Mercaptopropanoic acid		C ₃ H ₆ O ₂ S	107-96-0	106.144	amor	18	111 ¹⁵ , 86 ³	1.218 ²¹	1.494 ²⁰	s H ₂ O, EtOH, eth, ctc
6718	3-Mercapto-D-valine	Penicillamine	C ₆ H ₁₁ NO ₂ S	52-67-5	149.212		198.5				
6719	Mercury(II) benzoate	Mercuric benzoate	C ₁₄ H ₁₀ HgO ₄	583-15-3	442.81	cry pow (w)	≈125				i EtOH
6720	Mercury(II) oleate	Mercuric oleate	C ₃₆ H ₆₆ HgO ₄	1191-80-6	763.35	ye-br solid					i H ₂ O; sl EtOH, eth
6721	Mercury(II) phenyl acetate	Phenylmercuric acetate	C ₈ H ₈ HgO ₂	62-38-4	336.74		153				i H ₂ O; s chl
6722	Merphos	Phosphorotrithious acid, S,S,S-tributyl ester	C ₁₂ H ₂₇ PS ₃	150-50-5	298.511		100	137 ^{0.7} , 176 ¹⁵	1.02 ²⁰		
6723	Mesityl oxide	Isobutenyl methyl ketone	C ₈ H ₁₀ O	141-79-7	98.142	liq	-59	130	0.8653 ²⁰	1.4440 ²⁰	s H ₂ O, ace; msc EtOH, eth
6724	Mesoridazine		C ₂₁ H ₂₆ N ₂ OS ₂	5588-33-0	386.573	oil					
6725	Mestranol		C ₂₁ H ₂₆ O ₂	72-33-3	310.430	cry	151				i H ₂ O; s diox, eth, EtOH, chl
6726	[2.2]Metacyclopentane	Tricyclo[9.3.1.1]hexadeca-1(15),4,6,8(16),11,13-hexaene	C ₁₆ H ₁₆	2319-97-3	208.298	orth pr	132.5	290			sl EtOH; s bz, eth
6727	Metalaxyl		C ₁₅ H ₂₁ NO ₄	57837-19-1	279.333		71				
6728	Metaldehyde	Metacetaldehyde (polymer)	(C ₂ H ₄ O) _x	37273-91-9		tetr nd or pr (al)	246	sub 115			i H ₂ O, ace; sl EtOH, eth, bz, chl
6729	Metanil Yellow		C ₁₈ H ₁₄ N ₂ NaO ₃ S	587-98-4	375.377	br-ye pow					vs H ₂ O, EtOH; s bz, eth; sl ace
6730	Metaraminol	2-Amino-1-(3-hydroxyphenyl)-1-propanol, (1 <i>R</i> ,2 <i>S</i>)	C ₉ H ₁₃ NO ₂	54-49-9	167.205	hyg cry (HCl)					s H ₂ O
6731	Metaxalone		C ₁₂ H ₁₉ NO ₃	1665-48-1	221.252	cry (AcOEt)	122	223 ^{1.5}			
6732	Methacholine chloride		C ₈ H ₁₀ ClNO ₂	62-51-1	195.688	hyg cry	172				vs H ₂ O, EtOH, chl
6733	Methacrylic acid	2-Methylpropenoic acid	C ₄ H ₆ O ₂	79-41-4	86.090	pr	16	162.5	1.0153 ²⁰	1.4314 ²⁰	s H ₂ O, chl; msc EtOH, eth
6734	Methacycline		C ₂₂ H ₂₂ N ₂ O ₈	914-00-1	442.418	cry	205 dec				
6735	Methadone hydrochloride	6-(Dimethylamino)-4,4-diphenyl-3-heptanone hydrochloride	C ₂₁ H ₂₈ ClNO	1095-90-5	345.906	pl (al-eth)	235				vs H ₂ O, EtOH
6736	Methallenestril		C ₁₈ H ₂₂ O ₃	517-18-0	286.366	cry (MeOH aq)	139				s eth
6737	Methamidophos	Phosphoramidothioic acid, O,S-dimethyl ester	C ₂ H ₆ NO ₂ PS	10265-92-6	141.130		46		1.31 ²⁰		
6738	Methamphetamine		C ₁₀ H ₁₅ N	537-46-2	149.233			212			
6739	Methamphetamine hydrochloride	N,α-Dimethylbenzeneethanamine, hydrochloride, (S)-	C ₁₀ H ₁₆ ClN	51-57-0	185.694		173.8				vs H ₂ O, EtOH, chl
6740	Methandrostenolone		C ₂₀ H ₂₈ O ₂	72-63-9	300.435		166				
6741	Methane		CH ₄	74-82-8	16.043	col gas	-182.47	-161.48	0.4228 ¹⁶²		sl H ₂ O, ace; s EtOH, eth, bz, tol, MeOH
6742	Methanearsonic acid		CH ₂ AsO ₃	124-58-3	139.971		160.5				s H ₂ O, EtOH
6743	Methanedisulfonic acid	Methiononic acid	CH ₄ O ₂ S ₂	503-40-2	176.169		98				i H ₂ O; s HNO ₃
6744	Methanesulfonic acid	Methylsulfonic acid	CH ₃ O ₂ S	75-75-2	96.106		20	167 ¹⁰	1.4812 ¹⁸	1.4317 ¹⁸	s H ₂ O
6745	Methanesulfonyl chloride		CH ₃ ClO ₂ S	124-63-0	114.552			162; 55 ¹¹	1.4805 ¹⁸	1.4573 ²⁰	i H ₂ O; s EtOH, eth
6746	Methanesulfonyl fluoride		CH ₃ FO ₂ S	558-25-8	98.097			123.5			
6747	Methanethiol	Methyl mercaptan	CH ₃ S	74-93-1	48.108	col gas	-123	5.9	0.8665 ²⁰		sl H ₂ O, chl; vs EtOH, eth
6748	Methanimidamide	Formamidine	CH ₃ N ₂	463-52-5	44.056	pr	81	dec			vs H ₂ O, EtOH
6749	Methanimidamide, monoacetate	Formamidine acetate	C ₂ H ₅ N ₂ O ₂	3473-63-0	104.108		161.5				vs H ₂ O
6750	Methanol	Methyl alcohol	CH ₃ O	67-56-1	32.042	liq	-97.53	64.6	0.7914 ²⁰	1.3288 ²⁰	msc H ₂ O, EtOH, eth, ace; vs bz; s chl
6751	Methantheline bromide		C ₂₁ H ₂₆ BrNO ₃	53-46-3	420.340	cry (i-PrOH)	174.5				s H ₂ O, EtOH, chl; i eth
6752	Methapyrilene		C ₁₄ H ₁₉ N ₃ S	91-80-5	261.386			174 ³		1.5915 ²⁰	
6753	Metharbital	5,5-Diethyl-1-methyl-2,4,6-(1 <i>H</i> ,3 <i>H</i> ,5 <i>H</i>)-pyrimidinetrione	C ₈ H ₁₄ N ₂ O ₃	50-11-3	198.218	nd	150.5				s H ₂ O; sl chl
6754	Methazolamide		C ₈ H ₈ N ₄ O ₃ S ₂	554-57-4	236.273	cry (w)	213 dec				
6755	Methazole		C ₄ H ₆ Cl ₂ N ₂ O ₃	20354-26-1	261.061		123		1.24 ²⁵		
6756	Methanamine allyl iodide	Allylhexamethylenetetramine iodide	C ₉ H ₁₇ IN ₄	36895-62-2	308.162	cry	148 dec				vs H ₂ O; i chl, eth



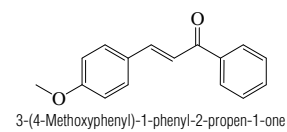
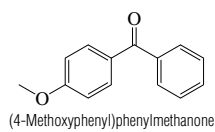
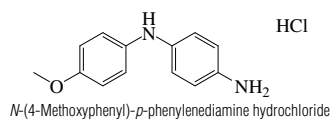
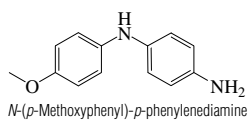
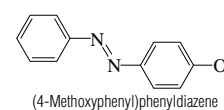
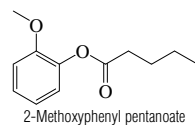
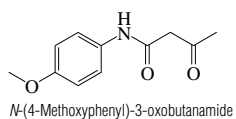
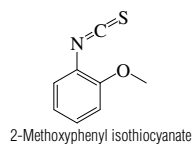
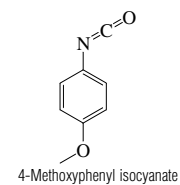
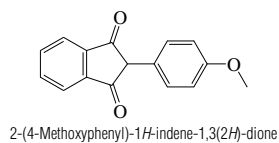
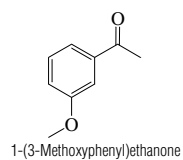
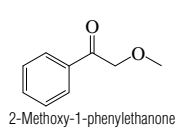
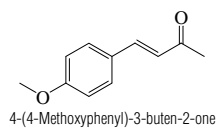
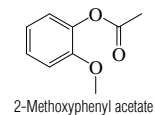
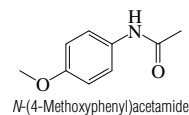
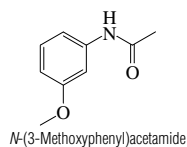
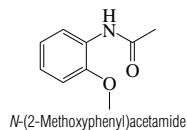
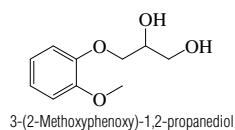
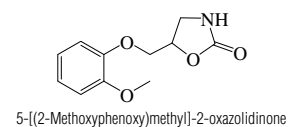
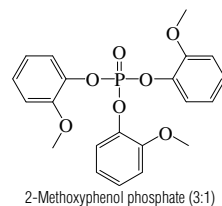
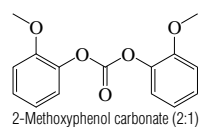
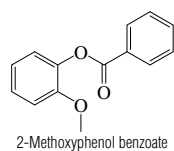
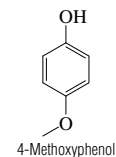
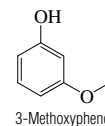
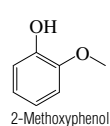
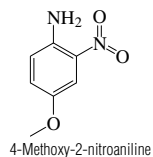
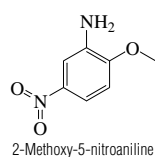
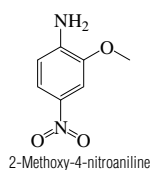
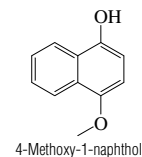
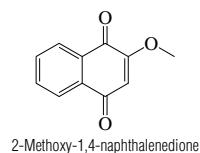
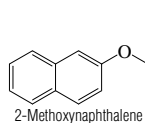
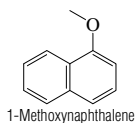
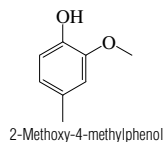
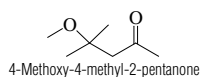
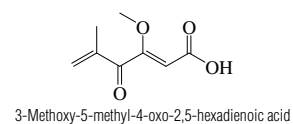
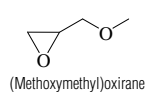
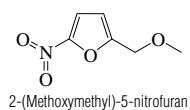
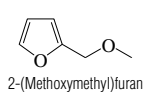
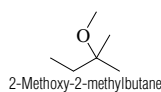
No.	Name	Synonym	Mol. Form.	CAS RN	Mol. Wt.	Physical Form	mp/°C	bp/°C	den/ g cm ⁻³	n _D	Solubility
6757	Methestrol		C ₂₀ H ₂₆ O ₂	130-73-4	298.419	cry (dil HOAc)	145				
6758	Methidathion		C ₆ H ₁₁ N ₂ O ₄ PS ₃	950-37-8	302.330		39				
6759	Methiocarb	Phenol, 3,5-dimethyl-4-(methylthio)-, methylcarbamate	C ₁₁ H ₁₃ NO ₂ S	2032-65-7	225.308		120				
6760	L-Methionine		C ₅ H ₁₁ NO ₂ S	63-68-3	149.212	hex pl (dil al)	281 dec				s H ₂ O; i EtOH, eth, ace, bz, peth; sl HOAc
6761	Methocarbamol	Guaifenesin-1-carbamate	C ₁₁ H ₁₅ NO ₃	532-03-6	241.241	cry (bz)	93				s EtOH
6762	Methomyl		C ₅ H ₁₀ N ₂ O ₂ S	16752-77-5	162.210		78		1.2946 ²⁴		
6763	Methoprene		C ₁₉ H ₃₄ O ₃	40596-69-8	310.471			100 ^{0.05}	0.926 ²⁰		
6764	Methoprotryne		C ₁₁ H ₂₁ N ₂ O ₂ S	841-06-5	271.383	cry	69				sl H ₂ O; s os
6765	Methotrexate		C ₂₀ H ₂₂ N ₆ O ₅	59-05-2	454.440	ye cry (w)	190 dec				
6766	Methoxamine hydrochloride		C ₁₁ H ₁₈ ClNO ₃	61-16-5	247.719	cry	214				vs H ₂ O; i eth, bz, chl
6767	Methoxsalen	9-Methoxy-7H-furo[3,2-g][1]benzopyran-7-one	C ₁₂ H ₈ O ₄	298-81-7	216.190	pr (dil al) nd (peth)	148				sl H ₂ O, eth, ace, peth; vs EtOH
6768	Methoxyacetaldehyde		C ₃ H ₆ O ₂	10312-83-1	74.079			92	1.005 ²⁵	1.3950 ²⁰	vs H ₂ O, ace, eth, EtOH
6769	Methoxyacetic acid		C ₃ H ₆ O ₃	625-45-6	90.078	hyg		203.5	1.1768 ²⁰	1.4168 ²⁰	s H ₂ O, EtOH, eth
6770	Methoxyacetonitrile		C ₃ H ₅ NO	1738-36-9	71.078			119	0.9492 ²⁰	1.3831 ²⁰	sl H ₂ O; s EtOH, eth, ace, chl, alk, acid
6771	Methoxyacetyl chloride		C ₃ H ₅ ClO ₂	38870-89-2	108.524			112.5	1.1871 ²⁰	1.4199 ²⁰	s eth, ace, ctc; vs chl
6772	2-Methoxyaniline	<i>o</i> -Anisidine	C ₇ H ₉ NO	90-04-0	123.152		6.2	224	1.0923 ²⁰	1.5715 ¹⁰	sl H ₂ O; s EtOH, eth, ace, bz
6773	3-Methoxyaniline	<i>m</i> -Anisidine	C ₇ H ₉ NO	536-90-3	123.152	liq	-1	251	1.096 ²⁰	1.5794 ²⁰	sl H ₂ O, ctc; s EtOH, eth, ace, bz
6774	4-Methoxyaniline	<i>p</i> -Anisidine	C ₇ H ₉ NO	104-94-9	123.152	orth pl	57.2	243	1.071 ⁵⁷	1.5559 ⁶⁰	s H ₂ O, ace, bz; vs EtOH, eth
6775	2-Methoxyaniline hydrochloride	<i>o</i> -Anisidine hydrochloride	C ₇ H ₁₀ ClNO	134-29-2	159.613	nd	225				
6776	1-Methoxy-9,10-anthracenedione		C ₁₅ H ₁₀ O ₃	82-39-3	238.238			170.3			sl EtOH; vs bz, chl
6777	2-Methoxybenzaldehyde		C ₈ H ₈ O ₂	135-02-4	136.149	pr	37.5	243.5	1.1326 ²⁰	1.5600 ²⁰	i H ₂ O; s EtOH, bz, ctc; vs eth, ace, chl
6778	3-Methoxybenzaldehyde		C ₈ H ₈ O ₂	591-31-1	136.149			231	1.1187 ²⁰	1.5530 ²⁰	i H ₂ O; s EtOH, bz; vs eth, ace, chl
6779	4-Methoxybenzaldehyde	<i>p</i> -Anisaldehyde	C ₈ H ₈ O ₂	123-11-5	136.149		0	248; 134 ¹²	1.119 ¹⁵	1.5730 ²⁰	i H ₂ O; msc EtOH, eth; vs ace, chl; s bz
6780	4-Methoxybenzamide		C ₉ H ₉ NO ₂	3424-93-9	151.163	nd or tab (w)	166.5	295			vs H ₂ O, EtOH
6781	4-Methoxybenzeneacetaldehyde		C ₉ H ₁₀ O ₂	5703-26-4	150.174			255.5	1.096 ²⁰	1.5359 ²⁰	
6782	2-Methoxybenzeneacetic acid		C ₉ H ₁₀ O ₃	93-25-4	166.173	nd (w)	124	100 ²			s H ₂ O; vs EtOH, eth, ace, bz, chl
6783	4-Methoxybenzeneacetic acid		C ₉ H ₁₀ O ₃	104-01-8	166.173	pl (w)	87	138 ²			i H ₂ O; vs EtOH; s eth, bz; sl chl, lig
6784	4-Methoxybenzeneacetonitrile		C ₉ H ₉ NO	104-47-2	147.173			286.5	1.0845 ²⁰	1.5309 ²⁰	s EtOH, eth, chl
6785	4-Methoxy-1,2-benzenediamine	4-Methoxy- <i>o</i> -phenylenediamine	C ₇ H ₁₀ N ₂ O	102-51-2	138.166	grn pl	51	200 ²¹ , 168 ¹¹			vs eth
6786	4-Methoxy-1,3-benzenediamine	4-Methoxy- <i>m</i> -phenylenediamine	C ₇ H ₁₀ N ₂ O	615-05-4	138.166	nd (eth)	67.5				s EtOH, eth; sl DMSO
6787	2-Methoxy-1,4-benzenediamine	2,5-Diaminoanisole	C ₇ H ₁₀ N ₂ O	5307-02-8	138.166	cry	107				
6788	3-Methoxy-1,2-benzenediol		C ₇ H ₈ O ₃	934-00-9	140.137	nd	42.8	163 ⁴⁸ , 129 ¹⁰			s chl
6789	4-Methoxybenzenemethanamine		C ₉ H ₁₃ NO	55-81-2	151.205			139 ²⁰		1.5379 ²⁰	
6790	4-Methoxybenzenethanol		C ₉ H ₁₂ O ₂	702-23-8	152.190		29	335			
6791	2-Methoxybenzenemethanamine		C ₈ H ₁₁ NO	6850-57-3	137.179			228	1.051 ²⁵	1.5475 ²⁰	
6792	4-Methoxybenzenemethanamine		C ₈ H ₁₁ NO	2393-23-9	137.179			236.5	1.050 ¹⁵	1.5462 ²⁰	sl H ₂ O, EtOH, eth
6793	2-Methoxybenzenemethanol		C ₈ H ₁₀ O ₂	612-16-8	138.164			249	1.0386 ²⁵	1.5455 ²⁰	i H ₂ O; s EtOH; msc eth
6794	3-Methoxybenzenemethanol		C ₈ H ₁₀ O ₂	6971-51-3	138.164		30	252	1.112 ²⁵	1.5440 ²⁰	
6795	4-Methoxybenzenemethanol	Anise alcohol	C ₈ H ₁₀ O ₂	105-13-5	138.164	nd	25	259.1	1.109 ²⁶	1.5420 ²⁵	s H ₂ O, ctc; vs EtOH, eth
6796	4-Methoxybenzenesulfonyl chloride		C ₇ H ₇ ClO ₃ S	98-68-0	206.647	nd or pr (bz)	42.5	103 ^{0.25}			s EtOH, eth, bz
6797	3-Methoxybenzenethiol		C ₇ H ₈ OS	15570-12-4	140.203			224.5; 114 ²⁰		1.5874 ²⁰	s chl
6798	4-Methoxybenzenethiol		C ₇ H ₈ OS	696-63-9	140.203			228	1.1313 ²⁵	1.5801 ²⁵	s EtOH, eth, bz; sl chl



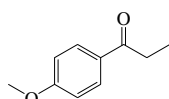
No.	Name	Synonym	Mol. Form.	CAS RN	Mol. Wt.	Physical Form	mp/°C	bp/°C	den/ g cm ⁻³	n _D	Solubility
6799	2-Methoxybenzoic acid		C ₈ H ₈ O ₃	579-75-9	152.148	pl (w)	101	200			sl H ₂ O; vs EtOH, eth, chl; s bz, ctc
6800	3-Methoxybenzoic acid		C ₈ H ₈ O ₃	586-38-9	152.148	nd (w)	107	170 ¹⁰			sl H ₂ O, ctc; s EtOH, eth, bz; vs chl
6801	4-Methoxybenzoic acid	<i>p</i> -Anisic acid	C ₈ H ₈ O ₃	100-09-4	152.148		185	276.5			i H ₂ O; vs EtOH, MeOH, eth; s chl
6802	2-Methoxybenzotrile		C ₈ H ₇ NO	6609-56-9	133.148		24.5	255.5	1.1063 ²⁰		s EtOH; vs eth
6803	3-Methoxybenzotrile		C ₈ H ₇ NO	1527-89-5	133.148			140 ³⁴ , 111 ¹³	1.089 ²⁵	1.5402 ²⁰	
6804	4-Methoxybenzotrile		C ₈ H ₇ NO	874-90-8	133.148	nd (w) lf (al)	61.5	256.5			i H ₂ O; vs EtOH, eth; s bz
6805	7-Methoxy-2 <i>H</i> -1-benzopyran-2-one		C ₁₀ H ₈ O ₃	531-59-9	176.169	lf (w, MeOH)	118.3				sl H ₂ O; s EtOH, eth, con sulf, alk
6806	6-Methoxy-2-benzothiazolamine		C ₈ H ₈ N ₂ OS	1747-60-0	180.227		166				
6807	2-(4-Methoxybenzoyl)benzoic acid	<i>o</i> -(<i>p</i> -Anisoyl)benzoic acid	C ₁₅ H ₁₂ O ₄	1151-15-1	256.254	lf (w), cry (al, to)	146				vs eth, EtOH, tol
6808	2-Methoxybenzoyl chloride		C ₈ H ₇ ClO ₂	21615-34-9	170.594			254			
6809	4-Methoxybenzoyl chloride	<i>p</i> -Anisoyl chloride	C ₈ H ₇ ClO ₂	100-07-2	170.594	nd	24.5	262.5	1.261 ²⁰	1.580 ²⁰	s eth, ace; vs bz; sl ctc
6810	4-Methoxybenzyl acetate		C ₁₀ H ₁₂ O ₃	104-21-2	180.200		84	270; 150 ²³	1.105 ²⁵		s ctc
6811	2-Methoxy-1,1'-biphenyl		C ₁₃ H ₁₂ O	86-26-0	184.233	pr (peth)	29	274	1.0233 ⁹⁹	1.5641 ⁹⁹	i H ₂ O; s EtOH, peth; sl ctc
6812	4-Methoxy-1,1'-biphenyl		C ₁₃ H ₁₂ O	613-37-6	184.233	pl (al)	90	157 ¹⁰	1.0278 ¹⁰⁰	1.5744 ¹⁰⁰	i H ₂ O; s EtOH, eth
6813	1-Methoxy-1,3-butadiene		C ₆ H ₈ O	3036-66-6	84.117			91.5	0.8296 ²⁰	1.4594 ²⁰	s H ₂ O, EtOH
6814	2-Methoxy-1,3-butadiene		C ₆ H ₈ O	3588-30-5	84.117			75	0.8272 ²⁰	1.4442 ²⁰	vs ace, bz, eth, EtOH
6815	3-Methoxy-1-butanol		C ₈ H ₁₂ O ₂	2517-43-3	104.148			157	0.923 ²³	1.4148 ²⁵	vs EtOH, ace; s eth; sl chl
6816	1-Methoxy-1-buten-3-yne		C ₆ H ₈ O	2798-73-4	82.101			dec 123; 39 ²³	0.906 ²⁰	1.4818 ²⁰	i H ₂ O; s chl
6817	Methoxychlor		C ₁₆ H ₁₅ Cl ₃ O ₂	72-43-5	345.648	cry (dil al)	87		1.41 ²⁵		i H ₂ O; s EtOH, ctc; vs eth, bz
6818	Methoxycyclohexane		C ₇ H ₁₄ O	931-56-6	114.185	liq	-74.4	133	0.8756 ²⁰	1.4355 ²⁰	vs eth, EtOH
6819	1-Methoxy-2,4-dinitrobenzene		C ₇ H ₇ N ₂ O ₅	119-27-7	198.133	nd (al or w)	94.5	206 ¹²	1.3364 ¹³¹	1.546 ¹⁵	sl H ₂ O; s EtOH, eth, ace, bz; vs py
6820	1-Methoxy-3,5-dinitrobenzene	3,5-Dinitroanisole	C ₇ H ₇ N ₂ O ₅	5327-44-6	198.133	nd (al)	105.3		1.558 ¹²		vs ace, bz, MeOH
6821	2-Methoxy-1,2-diphenylethanone		C ₁₅ H ₁₄ O ₂	3524-62-7	226.271	nd (lig)	49.5	188 ¹⁵	1.1278 ¹⁴		vs bz, eth, EtOH
6822	2-Methoxyethanol	Ethylene glycol monomethyl ether	C ₃ H ₈ O ₂	109-86-4	76.095	liq	-85.1	124.1	0.9647 ²⁰	1.4024 ²⁰	msc H ₂ O, eth, bz; vs EtOH; s ace; sl chl
6823	(2-Methoxyethoxy)ethene		C ₆ H ₁₀ O ₂	1663-35-0	102.132			107			
6824	2-[2-(2-Methoxyethoxy)ethoxy] ethanol	Triethyleneglycol monomethyl ether	C ₇ H ₁₆ O ₄	112-35-6	164.200			246			
6825	2-Methoxyethyl acetate	Ethylene glycol monomethyl ether acetate	C ₅ H ₁₀ O ₃	110-49-6	118.131	liq	-70	143	1.0074 ¹⁹	1.4002 ²⁰	s H ₂ O, EtOH, eth; sl ctc
6826	2-Methoxyethyl acrylate	2-Methoxyethyl 2-propenoate	C ₉ H ₁₀ O ₃	3121-61-7	130.141			67 ¹⁶ , 56 ¹²	1.012 ²⁰		
6827	2-Methoxyethylamine	1-Amino-2-methoxyethane	C ₃ H ₈ NO	109-85-3	75.109			95			vs H ₂ O, EtOH; sl chl
6828	Methoxyethylmercuric acetate		C ₆ H ₁₀ HgO ₃	151-38-2	318.72	nd (peth)	42				
6829	2-(2-Methoxyethyl)pyridine	Metyridine	C ₈ H ₁₁ NO	114-91-0	137.179			203; 96 ¹⁷	0.988 ²⁰	1.4975 ²⁰	vs H ₂ O, EtOH
6830	2-Methoxyfuran		C ₅ H ₈ O ₂	25414-22-6	98.101			110.5	1.0646 ²⁵	1.4468 ²⁵	
6831	4-Methoxyfuro[2,3- <i>b</i>]quinoline	Dictamnine	C ₁₂ H ₉ NO ₂	484-29-7	199.205	pr (al)	133.5				sl H ₂ O; vs EtOH; s eth, chl, AcOEt
6832	12-Methoxyibogamine	Ibogaine	C ₂₀ H ₂₆ N ₂ O	83-74-9	310.432		148				s chl
6833	5-Methoxy-1 <i>H</i> -indole-3-ethanamine	5-Methoxytryptamine	C ₁₁ H ₁₄ N ₂ O	608-07-1	190.241	cry (al)	121.5				
6834	<i>N</i> -[2-(5-Methoxy-1 <i>H</i> -indol-3-yl)ethyl]acetamide	Melatonin	C ₁₃ H ₁₆ N ₂ O ₂	73-31-4	232.278	pa ye lf (bz)	117				
6835	3-Methoxyisopropylamine	1-Methoxy-2-propanamine	C ₄ H ₁₁ NO	37143-54-7	89.136			97		1.4031 ²⁵	
6836	4-Methoxy- <i>N</i> -(4-methoxyphenyl)aniline	4,4'-Dimethoxydiphenylamine	C ₁₄ H ₁₅ NO ₂	101-70-2	229.275	lf (EtOH)	103				
6837	<i>N</i> -Methoxymethylamine	<i>N</i> -Methoxymethanamine	C ₂ H ₇ NO	1117-97-1	61.083	liq		42.4			
6838	2-Methoxy-5-methylaniline	5-Methyl- <i>o</i> -anisidine	C ₈ H ₁₁ NO	120-71-8	137.179		53	235			sl H ₂ O, chl; s EtOH, eth, bz, peth
6839	4-Methoxy-2-methylaniline		C ₈ H ₁₁ NO	102-50-1	137.179	cry (lig)	29.5	248.5	1.065 ²⁵	1.5647 ²⁰	vs EtOH
6840	4-Methoxy- α -methylbenzenemethanol		C ₉ H ₁₂ O ₂	3319-15-1	152.190			dec 310; 140 ¹⁷	1.0794 ²⁰	1.5310 ²⁵	s ctc



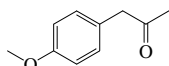
No.	Name	Synonym	Mol. Form.	CAS RN	Mol. Wt.	Physical Form	mp/°C	bp/°C	den/ g cm ⁻³	n _D	Solubility
6841	2-Methoxy-2-methylbutane	Methyl <i>tert</i> -pentyl ether	C ₈ H ₁₄ O	994-05-8	102.174			86.1	0.7660 ²⁵	1.3862 ²⁵	sl H ₂ O; vs eth, EtOH
6842	2-(Methoxymethyl)furan		C ₆ H ₈ O ₂	13679-46-4	112.127			132	1.0163 ²⁰	1.4570 ²⁰	i H ₂ O; s EtOH; vs eth
6843	2-(Methoxymethyl)-5-nitrofuran		C ₆ H ₇ NO ₄	586-84-5	157.125			104 ³	1.281 ²⁰	1.5325 ²⁰	vs EtOH
6844	(Methoxymethyl)oxirane		C ₄ H ₆ O ₂	930-37-0	88.106			113	0.9890 ²⁰	1.4320 ²⁰	vs H ₂ O, ace, eth, EtOH
6845	3-Methoxy-5-methyl-4-oxo-2,5-hexadienoic acid	Penicillic acid	C ₈ H ₁₀ O ₄	90-65-3	170.163	orth or hex pl (+ 1w)	83				s H ₂ O, ace; vs EtOH, eth, bz; sl peth
6846	4-Methoxy-4-methyl-2-pentanone	Pentoxone	C ₇ H ₁₄ O ₂	107-70-0	130.185			160	0.8980 ²⁵	1.418 ²⁰	
6847	2-Methoxy-4-methylphenol	Creosol	C ₈ H ₁₀ O ₂	93-51-6	138.164	pr	5.5	221	1.098 ²⁰	1.5353 ²⁵	vs eth, EtOH
6848	1-Methoxynaphthalene		C ₁₁ H ₁₀ O	2216-69-5	158.196		<-10	269	1.0963 ¹⁴	1.6940 ²⁵	i H ₂ O; s EtOH, eth, bz, chl; vs CS ₂
6849	2-Methoxynaphthalene		C ₁₁ H ₁₀ O	93-04-9	158.196	lf (eth), pl (peth)	73.5	274			vs bz, eth, chl
6850	2-Methoxy-1,4-naphthalenedione		C ₁₁ H ₆ O ₃	2348-82-5	188.180		183.0				
6851	4-Methoxy-1-naphthol		C ₁₁ H ₁₀ O ₂	84-85-5	174.196		129.8				
6852	2-Methoxy-4-nitroaniline		C ₇ H ₈ N ₂ O ₃	97-52-9	168.150		141.0				s DMSO
6853	2-Methoxy-5-nitroaniline	5-Nitro- <i>o</i> -anisidine	C ₇ H ₈ N ₂ O ₃	99-59-2	168.150		118		1.2068 ¹⁵		s H ₂ O, eth; vs EtOH, ace, bz; sl lig
6854	4-Methoxy-2-nitroaniline		C ₇ H ₈ N ₂ O ₃	96-96-8	168.150	dk red pr (w or al)	129				vs H ₂ O, ace, eth, EtOH
6855	2-Methoxyphenol	Guaiacol	C ₇ H ₈ O ₂	90-05-1	124.138	hex pr	32	205	1.1287 ²¹	1.5429 ²⁰	sl H ₂ O; s EtOH, eth, ctc, chl
6856	3-Methoxyphenol		C ₇ H ₈ O ₂	150-19-6	124.138		<-17	114 ⁵	1.131 ²⁵	1.5510 ²⁰	sl H ₂ O, chl; msc EtOH, eth
6857	4-Methoxyphenol		C ₇ H ₈ O ₂	150-76-5	124.138	pl	57	243			s H ₂ O, bz, ctc; vs EtOH, eth
6858	2-Methoxyphenol benzoate	Guaiacol benzoate	C ₁₄ H ₁₂ O ₃	531-37-3	228.243		57.5				vs eth, chl
6859	2-Methoxyphenol carbonate (2:1)	Guaiacol carbonate	C ₁₅ H ₁₄ O ₃	553-17-3	274.269	cry (al)	89				i H ₂ O; sl EtOH; s eth; vs chl
6860	2-Methoxyphenol phosphate (3:1)	Guaiacol phosphate	C ₂₁ H ₂₁ O ₇ P	563-03-1	416.362		91	277 ³			vs ace, tol, chl
6861	5-[(2-Methoxyphenoxy)methyl]-2-oxazolidinone	Mephenoaloxone	C ₁₁ H ₁₃ NO ₄	70-07-5	223.226		144				
6862	3-(2-Methoxyphenoxy)-1,2-propanediol	Guafenesin	C ₁₀ H ₁₄ O ₄	93-14-1	198.216	orth pr (eth, eth-peth)	78.5	215 ¹⁹ , 127 ^{0,2}			s H ₂ O, bz, chl; vs EtOH; i peth
6863	<i>N</i> -(2-Methoxyphenyl)acetamide	<i>o</i> -Acetanisidine	C ₉ H ₁₁ NO ₂	93-26-5	165.189	nd (w)	87.5	304			vs H ₂ O, EtOH; s eth, ace, HOAc
6864	<i>N</i> -(3-Methoxyphenyl)acetamide	<i>m</i> -Acetanisidine	C ₉ H ₁₁ NO ₂	588-16-9	165.189	nd or pl (w)	81				vs H ₂ O, EtOH; s eth, ace
6865	<i>N</i> -(4-Methoxyphenyl)acetamide	<i>p</i> -Acetanisidine	C ₉ H ₁₁ NO ₂	51-66-1	165.189	pl (w)	131				vs ace, EtOH, chl
6866	2-Methoxyphenyl acetate	2-Acetoxyanisole	C ₉ H ₁₀ O ₃	613-70-7	166.173		31.5	123 ¹³	1.1285 ²⁵	1.5101 ²⁵	i H ₂ O; s EtOH, eth
6867	4-(4-Methoxyphenyl)-3-buten-2-one		C ₁₁ H ₁₂ O ₂	943-88-4	176.212	lf (al, eth, HOAc)	74.0	187.5 ¹⁹			i H ₂ O; vs EtOH, eth; s bz, HOAc, sulf
6868	2-Methoxy-1-phenylethanone		C ₉ H ₁₀ O ₂	4079-52-1	150.174	ye liq	8	245; 125 ¹⁹	1.0897 ²⁰	1.5393 ²⁰	sl H ₂ O; s EtOH, ace
6869	1-(3-Methoxyphenyl)ethanone		C ₉ H ₁₀ O ₂	586-37-8	150.174		95.5	240	1.0343 ¹⁹	1.5410 ²⁰	s H ₂ O, EtOH, ace, ctc
6870	2-(4-Methoxyphenyl)-1 <i>H</i> -indene-1,3(2 <i>H</i>)-dione	Anisindione	C ₁₆ H ₁₂ O ₃	117-37-3	252.264	pa ye cry (HOAc, al)	156.5				
6871	4-Methoxyphenyl isocyanate		C ₈ H ₇ NO ₂	5416-93-3	149.148			110 ¹⁰			
6872	2-Methoxyphenyl isothiocyanate	1-Isouthiocyanato-2-methoxybenzene	C ₈ H ₇ NOS	3288-04-8	165.213			264; 131 ¹¹	1.1878 ²⁰	1.6458 ²⁰	
6873	<i>N</i> -(4-Methoxyphenyl)-3-oxobutanamide		C ₁₁ H ₁₃ NO ₃	5437-98-9	207.226		117.3				s EtOH, chl; sl eth
6874	2-Methoxyphenyl pentanoate	Guaiacol valerate	C ₁₂ H ₁₆ O ₃	531-39-5	208.253			265	1.05 ²⁵		vs bz, eth, EtOH
6875	(4-Methoxyphenyl)phenyldiazene		C ₁₃ H ₁₂ N ₂ O	2396-60-3	212.246	oran-red pl, lf (al, peth)	56	340	1.12 ²⁵		i H ₂ O; s EtOH, eth, ace
6876	<i>N</i> -(<i>p</i> -Methoxyphenyl)- <i>p</i> -phenylenediamine	<i>N</i> -(4-Methoxyphenyl)-1,4-benzenediamine	C ₁₃ H ₁₄ N ₂ O	101-64-4	214.262	nd	102	238 ¹²			sl H ₂ O, peth; vs bz, eth, EtOH
6877	<i>N</i> -(4-Methoxyphenyl)- <i>p</i> -phenylenediamine hydrochloride		C ₁₃ H ₁₅ ClN ₂ O	3566-44-7	250.723	cry	245 dec				
6878	(4-Methoxyphenyl)phenylmethanone		C ₁₄ H ₁₂ O ₂	611-94-9	212.244	pr (eth)	61.5	355; 168 ¹²			i H ₂ O; vs EtOH, eth; s ace, bz, HOAc
6879	3-(4-Methoxyphenyl)-1-phenyl-2-propen-1-one		C ₁₆ H ₁₄ O ₂	959-33-1	238.281	ye nd (al)	79	187 ¹⁹			i H ₂ O; vs EtOH; s eth, ctc, chl, HOAc



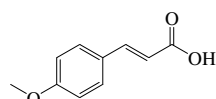
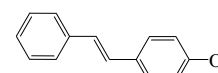
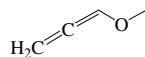
No.	Name	Synonym	Mol. Form.	CAS RN	Mol. Wt.	Physical Form	mp/°C	bp/°C	den/ g cm ⁻³	n _D	Solubility
6880	1-(4-Methoxyphenyl)-1-propanone	Ethyl 4-methoxyphenyl ketone	C ₁₀ H ₁₂ O ₂	121-97-1	164.201		25.5	266	1.0798 ¹⁶		s ctc
6881	1-(4-Methoxyphenyl)-2-propanone	Anisyl methyl ketone	C ₁₀ H ₁₂ O ₂	122-84-9	164.201		<-15	268	1.0694 ¹⁷	1.5253 ²⁰	vs eth, EtOH
6882	<i>trans</i> -3-(4-Methoxyphenyl)-2-propenoic acid	<i>trans</i> -4-Methoxycinnamic acid	C ₁₀ H ₁₀ O ₃	943-89-5	178.184			173.5			sl H ₂ O, EtOH, bz, DMSO; s ctc, HOAc
6883	<i>trans</i> -1-Methoxy-4-(2-phenylvinyl)benzene		C ₁₅ H ₁₄ O	1694-19-5	210.271		136.5	142.5 ¹⁵			i H ₂ O; vs EtOH, eth, ace, bz; s peth
6884	1-Methoxy-1,2-propadiene	Methoxyallene	C ₄ H ₆ O	13169-00-1	70.090	oil		51.5			
6885	3-Methoxy-1-propanamine		C ₄ H ₁₁ NO	5332-73-0	89.136			117.5	0.8727 ²⁰	1.4391 ²⁰	s H ₂ O, ace, bz, ctc, chl, MeOH
6886	3-Methoxy-1,2-propanediol	Glycerol 3-methyl ether	C ₄ H ₁₀ O ₃	623-39-2	106.120	hyg liq		220	1.114 ²⁰	1.442 ²⁵	vs H ₂ O, EtOH, ace; s eth
6887	3-Methoxypropanenitrile		C ₄ H ₇ NO	110-67-8	85.105			163	0.9379 ²⁰	1.4043 ²⁰	s EtOH, eth, chl
6888	2-Methoxy-1-propanol		C ₄ H ₁₀ O ₂	1589-47-5	90.121			130	0.938 ²⁰	1.4070 ²⁰	
6889	1-Methoxy-2-propanone	Methoxyacetone	C ₄ H ₈ O ₂	5878-19-3	88.106			116	0.957 ²⁵	1.3970 ²⁰	
6890	2-Methoxy-1-propene		C ₄ H ₈ O	116-11-0	72.106			38	0.7372 ²⁰		
6891	3-Methoxy-1-propene		C ₄ H ₈ O	627-40-7	72.106			44	0.77 ¹¹	1.3778 ²⁰	i H ₂ O; msc EtOH, eth; s ace
6892	<i>trans</i> -1-Methoxy-4-(1-propenyl)benzene	Anethole	C ₁₀ H ₁₂ O	4180-23-8	148.201	col oily liq	22.5	235; 81 ²³	0.9882 ²⁰	1.5615 ²⁰	sl H ₂ O; msc EtOH, eth; s ace; vs bz
6893	1-Methoxy-4-(2-propenyl)benzene	Estragole	C ₁₀ H ₁₂ O	140-67-0	148.201			215.5	0.965 ²⁵	1.5195 ²⁰	vs EtOH, chl
6894	<i>cis</i> -2-Methoxy-4-(1-propenyl)phenol		C ₁₀ H ₁₂ O ₂	5912-86-7	164.201			134 ¹³	1.0837 ²⁰	1.5726 ²⁰	sl H ₂ O; s EtOH, eth
6895	<i>trans</i> -2-Methoxy-4-(1-propenyl)phenol		C ₁₀ H ₁₂ O ₂	5932-68-3	164.201		33.5	141 ¹³	1.0852 ²⁰	1.5784 ²⁰	sl H ₂ O; s EtOH, eth, chl
6896	1-Methoxy-4-propylbenzene		C ₁₀ H ₁₄ O	104-45-0	150.217			211.5	0.9472 ²⁰	1.5045 ²⁰	sl H ₂ O; s EtOH, ace, bz, chl; vs eth
6897	2-Methoxy-4-propylphenol		C ₁₀ H ₁₄ O ₂	2785-87-7	166.217			121 ¹⁰			
6898	3-Methoxy-1-propyne		C ₄ H ₆ O	627-41-8	70.090			63	0.83 ¹²	1.5035 ²⁰	vs eth, EtOH
6899	5-Methoxypsoralen	Bergaptene	C ₁₂ H ₈ O ₄	484-20-8	216.190	nd (EtOH)	188				i H ₂ O; sl EtOH, bz, chl
6900	6-Methoxy-3-pyridinamine		C ₆ H ₈ N ₂ O	6628-77-9	124.140		30	125 ¹⁰ , 87 ¹		1.5745 ²⁰	
6901	2-Methoxypyridine		C ₆ H ₈ NO	1628-89-3	109.126			142.5	1.0457 ²⁰	1.5042 ²⁰	
6902	3-Methoxypyridine		C ₆ H ₈ NO	7295-76-3	109.126	liq		178.5; 65 ¹⁵	1.083	1.5180 ²⁰	
6903	4-Methoxypyridine		C ₆ H ₈ NO	620-08-6	109.126			192; 95 ⁴⁵			msc H ₂ O
6904	6-Methoxyquinoline		C ₁₀ H ₈ NO	5263-87-6	159.184	hyg lf	26.5	306; 153 ¹²	1.152 ²⁰		s EtOH, eth, chl, dil HCl
6905	6-Methoxy-4-quinolinecarboxylic acid	Quinic acid	C ₁₁ H ₈ NO ₃	86-68-0	203.194	pa ye pr (dil al)	285 dec	sub			sl H ₂ O, eth, bz, fla; i chl; s EtOH
6906	2-Methoxy-1,3,5-trinitrobenzene	Methyl picrate	C ₇ H ₅ N ₃ O ₇	606-35-9	243.131	nd (dil MeOH)	69		1.4947 ⁸⁰		i H ₂ O; vs EtOH, chl, bz; s eth
6907	(2-Methoxyvinyl)benzene		C ₉ H ₁₀ O	4747-15-3	134.174			211.5	0.9894 ²³	1.5620 ²⁴	
6908	Methscopolamine bromide	Scopolamine methobromide	C ₁₈ H ₂₄ BrNO ₄	155-41-9	398.293	cry (EtOH)	215 dec				s H ₂ O; sl EtOH
6909	Methyl abietate		C ₂₁ H ₃₂ O ₂	127-25-3	316.478	pa ye lf (liq)		225 ¹⁶	1.049 ²⁰	1.5344	i H ₂ O; s EtOH, HOAc
6910	<i>N</i> -Methylacetamide		C ₃ H ₇ NO	79-16-3	73.094		28	205	0.9371 ²⁵	1.4301 ²⁰	vs ace, bz, eth, EtOH
6911	4-Methylacetanilide		C ₉ H ₁₁ NO	103-89-9	149.189	mcl cry or nd (dil al)	152	307	1.2120 ¹⁵		vs eth, EtOH
6912	Methyl acetate		C ₃ H ₆ O ₂	79-20-9	74.079	liq	-98.25	56.87	0.9342 ²⁰	1.3614 ²⁰	vs H ₂ O, eth, EtOH
6913	Methyl acetoacetate		C ₆ H ₈ O ₃	105-45-3	116.116		27.5	171.7	1.0762 ²⁰	1.4184 ²⁰	vs H ₂ O; msc EtOH, eth; s ctc
6914	4-Methylacetophenone		C ₉ H ₁₀ O	122-00-9	134.174	nd	28	226; 93.5 ⁷	1.0051 ²⁰	1.5335 ²⁰	vs bz, eth, EtOH, chl
6915	Methyl 2-(acetyloxy)benzoate	Methyl <i>o</i> -acetylsalicylate	C ₁₀ H ₁₀ O ₄	580-02-9	194.184	pl (peth)	51.5	135 ⁹			vs eth, EtOH, chl
6916	Methyl acrylate	Methyl propenoate	C ₄ H ₆ O ₂	96-33-3	86.090	liq	<-75	80.7	0.9535 ²⁰	1.4040 ²⁰	sl H ₂ O; s EtOH, eth, ace, bz, chl
6917	2-Methylacrylonitrile	2-Methylpropenenitrile	C ₄ H ₅ N	126-98-7	67.090	liq	-35.8	90.3	0.8001 ²⁰	1.4003 ²⁰	sl H ₂ O, chl; msc EtOH, eth, ace, tol
6918	2-Methylalanine	α -Aminoisobutyric acid	C ₄ H ₉ NO ₂	62-57-7	103.120	mcl pr	335	sub 280			vs H ₂ O; sl EtOH; i eth
6919	5-Methyl-3-allyl-2,4-oxazolidinedione	Aloxidone	C ₇ H ₉ NO ₃	526-35-2	155.151			138 ³⁵ , 86 ^{0.5}		1.4688 ²⁵	



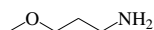
1-(4-Methoxyphenyl)-1-propanone



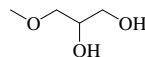
1-(4-Methoxyphenyl)-2-propanone

*trans*-3-(4-Methoxyphenyl)-2-propenoic acid*trans*-1-Methoxy-4-(2-phenylvinyl)benzene

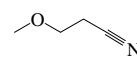
1-Methoxy-1,2-propadiene



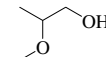
3-Methoxy-1-propanamine



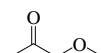
3-Methoxy-1,2-propanediol



3-Methoxypropanenitrile



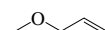
2-Methoxy-1-propanol



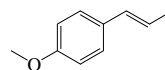
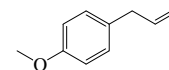
1-Methoxy-2-propanone



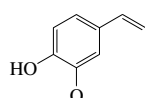
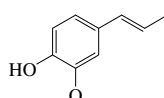
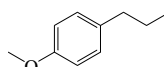
2-Methoxy-1-propene



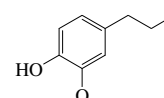
3-Methoxy-1-propene

*trans*-1-Methoxy-4-(1-propenyl)benzene

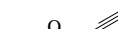
1-Methoxy-4-(2-propenyl)benzene

*cis*-2-Methoxy-4-(1-propenyl)phenol*trans*-2-Methoxy-4-(1-propenyl)phenol

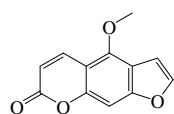
1-Methoxy-4-propylbenzene



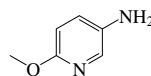
2-Methoxy-4-propylphenol



3-Methoxy-1-propyne



5-Methoxypsoralen



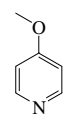
6-Methoxy-3-pyridinamine



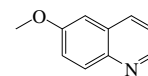
2-Methoxypyridine



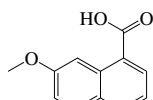
3-Methoxypyridine



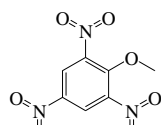
4-Methoxypyridine



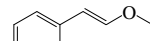
6-Methoxyquinoline



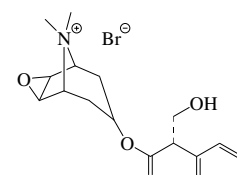
6-Methoxy-4-quinolinecarboxylic acid



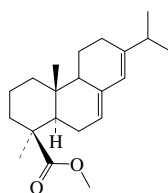
2-Methoxy-1,3,5-trinitrobenzene



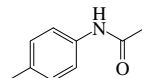
(2-Methoxyvinyl)benzene



Methscopolamine bromide



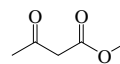
Methyl abietate

*N*-Methylacetamide

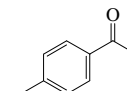
4-Methylacetanilide



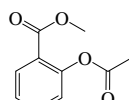
Methyl acetate



Methyl acetoacetate



4-Methylacetophenone



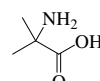
Methyl 2-(acetyloxy)benzoate



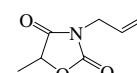
Methyl acrylate



2-Methylacrylonitrile

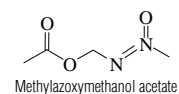
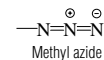
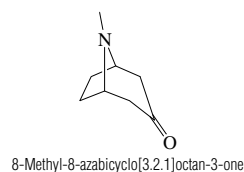
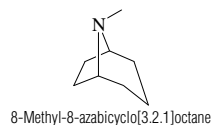
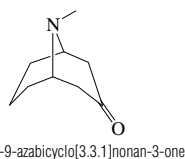
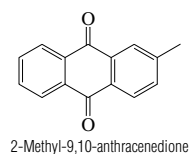
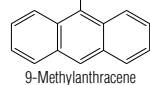
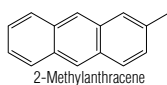
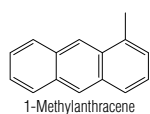
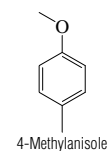
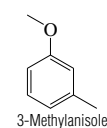
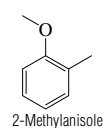
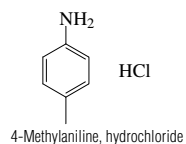
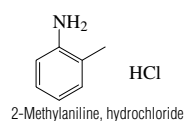
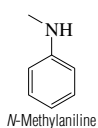
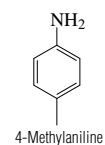
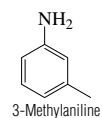
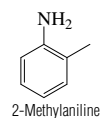
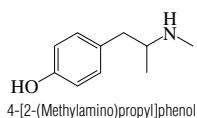
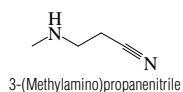
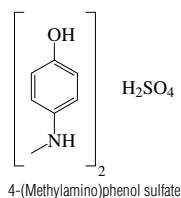
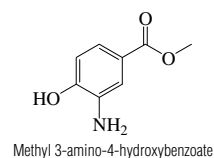
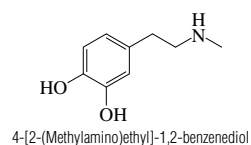
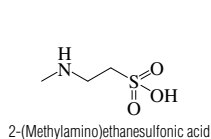
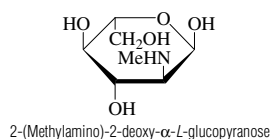
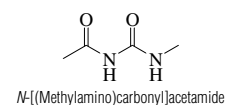
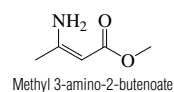
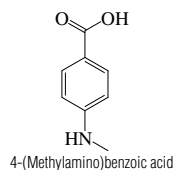
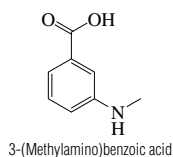
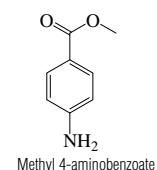
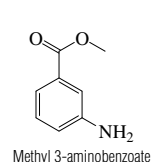
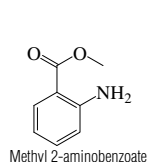
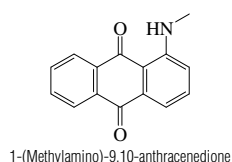
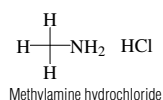
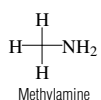


2-Methylalanine

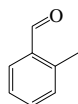


5-Methyl-3-allyl-2,4-oxazolinedione

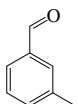
No.	Name	Synonym	Mol. Form.	CAS RN	Mol. Wt.	Physical Form	mp/°C	bp/°C	den/ g cm ⁻³	n _D	Solubility
6920	Methylamine	Methanamine	CH ₅ N	74-89-5	31.058	col gas	-93.5	-6.32	0.656 ²⁵ (p>1 atm)		vs H ₂ O; s EtOH, ace, bz; msc eth
6921	Methylamine hydrochloride	Methanamine hydrochloride	CH ₅ ClN	593-51-1	67.519	hyg tetr tab (al)	227.5	227 ¹⁵			s H ₂ O, EtOH; i chl, ace
6922	1-(Methylamino)-9,10-anthracenedione		C ₁₅ H ₁₁ NO ₂	82-38-2	237.254	ye-red nd	171.0				s EtOH, bz, chl, HOAc
6923	Methyl 2-aminobenzoate	Methyl anthranilate	C ₈ H ₉ NO ₂	134-20-3	151.163		24.5	256	1.1682 ¹⁰	1.5810	sl H ₂ O; vs EtOH, eth
6924	Methyl 3-aminobenzoate		C ₈ H ₉ NO ₂	4518-10-9	151.163		39	152 ¹¹	1.232 ²⁰		vs EtOH, eth, bz, chl; s lig; sl peth
6925	Methyl 4-aminobenzoate		C ₈ H ₉ NO ₂	619-45-4	151.163	lf or nd (aq MeOH)	113.0				s chl
6926	2-(Methylamino)benzoic acid		C ₈ H ₉ NO ₂	119-68-6	151.163	pl (al or lig)	180.5	80 ⁰¹			sl H ₂ O; vs EtOH, eth, bz, chl
6927	3-(Methylamino)benzoic acid		C ₈ H ₉ NO ₂	51524-84-6	151.163	pl (peth)	127				vs ace, bz, EtOH, chl
6928	4-(Methylamino)benzoic acid		C ₈ H ₉ NO ₂	10541-83-0	151.163	nd (bz, w, dil al)	168				s H ₂ O, bz, AcOEt; vs EtOH, eth; sl tfa
6929	Methyl 3-amino-2-butenoate		C ₉ H ₁₁ NO ₂	14205-39-1	115.131						s chl
6930	<i>N</i> -[(Methylamino)carbonyl]acetamide		C ₄ H ₈ N ₂ O ₂	623-59-6	116.119	tcl (w, al), pr (w)	180.5	dec			s H ₂ O, chl; sl EtOH, eth
6931	2-(Methylamino)-2-deoxy- α - <i>L</i> -glucopyranose	<i>N</i> -Methyl- α - <i>L</i> -glucosamine	C ₇ H ₁₅ NO ₅	42852-95-9	193.198	glass					s MeOH
6932	2-(Methylamino)ethanesulfonic acid	<i>N</i> -Methyltaurine	C ₃ H ₉ NO ₃ S	107-68-6	139.173		241.5				vs H ₂ O; i EtOH, eth
6933	4-[2-(Methylamino)ethyl]-1,2-benzenediol	Deoxyepinephrine	C ₈ H ₁₃ NO ₂	501-15-5	167.205		188.5				
6934	Methyl 3-amino-4-hydroxybenzoate	Orthocaine	C ₈ H ₉ NO ₃	536-25-4	167.162	nd (bz or HOAc)	143				i H ₂ O; vs EtOH; s eth, alk; sl bz
6935	4-(Methylamino)phenol sulfate		C ₁₄ H ₂₀ N ₂ O ₆ S	1936-57-8	344.383	cry	260	dec			sl EtOH; i eth
6936	3-(Methylamino)propanenitrile		C ₄ H ₈ N ₂	693-05-0	84.120			102 ⁴⁹ , 74 ¹⁶	0.8992 ²⁰	1.4320 ²⁰	s H ₂ O, ace, bz, chl, MeOH
6937	4-[2-(Methylamino)propyl]phenol	Pholedrine	C ₁₀ H ₁₅ NO	370-14-9	165.232	cry (MeOH)	161				vs eth, EtOH
6938	2-Methylaniline	<i>o</i> -Toluidine	C ₇ H ₉ N	95-53-4	107.153	liq	-14.41	200.3	0.9984 ²⁰	1.5725 ²⁰	sl H ₂ O; msc EtOH, eth, ctc
6939	3-Methylaniline	<i>m</i> -Toluidine	C ₇ H ₉ N	108-44-1	107.153	liq	-31.3	203.3	0.9889 ²⁰	1.5681 ²⁰	vs ace, bz, eth, EtOH
6940	4-Methylaniline	<i>p</i> -Toluidine	C ₇ H ₉ N	106-49-0	107.153	lf (w+1)	43.6	200.4	0.9619 ²⁰	1.5534 ⁴⁵	sl H ₂ O; vs EtOH, py; s eth, ace, ctc
6941	<i>N</i> -Methylaniline		C ₇ H ₉ N	100-61-8	107.153	liq	-57	196.2	0.9891 ²⁰	1.5684 ²⁰	i H ₂ O; s EtOH, eth, ctc, chl
6942	2-Methylaniline, hydrochloride	<i>o</i> -Toluidine, hydrochloride	C ₇ H ₁₀ ClN	636-21-5	143.614	mcl pr (w)	215				vs H ₂ O, EtOH
6943	4-Methylaniline, hydrochloride		C ₇ H ₁₀ ClN	540-23-8	143.614	mcl nd (eth-HOAc)	244.5	258	1.1930 ¹⁸		vs H ₂ O, EtOH, HOAc
6944	2-Methylanisole		C ₈ H ₁₀ O	578-58-5	122.164	liq	-34.1	171	0.985 ²⁵	1.5161 ²⁰	i H ₂ O; s EtOH, eth, ace, ctc
6945	3-Methylanisole		C ₈ H ₁₀ O	100-84-5	122.164	liq	-47	175.5	0.969 ²⁵	1.5130 ²⁰	i H ₂ O; s EtOH, eth, ace, bz; sl ctc
6946	4-Methylanisole		C ₈ H ₁₀ O	104-93-8	122.164	liq	-32	175.5	0.969 ²⁵	1.5112 ²⁰	i H ₂ O; s EtOH, eth, chl
6947	1-Methylantracene		C ₁₅ H ₁₂	610-48-0	192.256	bl nd (MeOH) lf (al)	85.5	199.5	1.0471 ⁹⁹	1.6802 ⁹⁹	i H ₂ O; s EtOH, eth, bz, chl, sulf
6948	2-Methylantracene		C ₁₅ H ₁₂	613-12-7	192.256	grn bl flr lf (sub)	209	sub	1.80 ⁰		i H ₂ O, ace; sl EtOH, eth; s bz, CS ₂
6949	9-Methylantracene		C ₁₅ H ₁₂	779-02-2	192.256	ye nd (dil al) pr (bz, al)	81.5	196 ¹²	1.065 ⁹⁹	1.6959 ⁹⁹	s EtOH, eth, ace, bz, chl
6950	2-Methyl-9,10-anthracenedione	2-Methylantraquinone	C ₁₅ H ₁₀ O ₂	84-54-8	222.239	ye nd (al, HOAc)	177	sub			vs bz, EtOH, HOAc
6951	Methylarsine		CH ₃ As	593-52-2	91.973	col gas	-143	2			vs ace, eth, EtOH
6952	9-Methyl-9-azabicyclo[3.3.1]nonan-3-one	Pseudopelletierine	C ₉ H ₁₅ NO	552-70-5	153.221	orth pr (peth)	54	246	1.001 ¹⁰⁰	1.4760 ¹⁰⁰	vs H ₂ O, eth, EtOH
6953	8-Methyl-8-azabicyclo[3.2.1]octane	Tropane	C ₈ H ₁₅ N	529-17-9	125.212			166	0.9251 ¹⁵		
6954	8-Methyl-8-azabicyclo[3.2.1]octan-3-one		C ₈ H ₁₃ NO	532-24-1	139.195		43	227; 113 ²⁵	1.9872 ¹⁰⁰	1.4598 ¹⁰⁰	s EtOH, eth, ace, bz, peth; sl chl
6955	Methyl azide		CH ₃ N ₃	624-90-8	57.055			exp 20.5	0.869 ¹⁵		
6956	Methylazoxymethanol acetate		C ₄ H ₈ N ₂ O ₃	592-62-1	132.118			191; 49 ⁹⁴⁵			



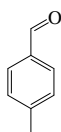
No.	Name	Synonym	Mol. Form.	CAS RN	Mol. Wt.	Physical Form	mp/°C	bp/°C	den/ g cm ⁻³	n _D	Solubility
6957	2-Methylbenzaldehyde	<i>o</i> -Tolualdehyde	C ₈ H ₈ O	529-20-4	120.149			200; 94 ¹⁰	1.0328 ²⁰	1.5462 ²⁰	sl H ₂ O, ctc; s EtOH, eth, bz; vs ace
6958	3-Methylbenzaldehyde	<i>m</i> -Tolualdehyde	C ₈ H ₈ O	620-23-5	120.149			199	1.0189 ²¹	1.5413 ²¹	sl H ₂ O; msc EtOH, eth; vs ace; s bz, chl
6959	4-Methylbenzaldehyde	<i>p</i> -Tolualdehyde	C ₈ H ₈ O	104-87-0	120.149			204; 106 ¹⁰	1.0194 ¹⁷	1.5454 ²⁰	sl H ₂ O; msc EtOH, eth, ace; vs chl
6960	2-Methylbenzamide	<i>o</i> -Toluamide	C ₈ H ₉ NO	527-85-5	135.163		147				sl H ₂ O, eth, tfa, bz; vs EtOH
6961	4-Methylbenzamide	<i>p</i> -Toluamide	C ₈ H ₉ NO	619-55-6	135.163		162.5				sl H ₂ O, bz, chl; vs EtOH, eth; s tfa
6962	<i>N</i> -Methylbenzamide		C ₈ H ₉ NO	613-93-4	135.163		82	291; 167 ¹²			s EtOH, ace
6963	7-Methylbenz[a]anthracene		C ₁₉ H ₁₄	2541-69-7	242.314	ye pl (al)	141				i H ₂ O; s EtOH, eth, ace, ctc, HOAc, CS ₂
6964	8-Methylbenz[a]anthracene		C ₁₉ H ₁₄	2381-31-9	242.314	pl (bz-al), nd (bz-lig)	156.5	272 ³ , 160 ^{0,1}	1.2310 ⁰		i H ₂ O; s EtOH, eth, bz, xyl
6965	9-Methylbenz[a]anthracene		C ₁₉ H ₁₄	2381-16-0	242.314	nd (al)	152.5				i H ₂ O; s EtOH, eth, ctc, chl, CS ₂ , xyl
6966	10-Methylbenz[a]anthracene		C ₁₉ H ₁₄	2381-15-9	242.314		184				i H ₂ O; s EtOH, HOAc
6967	12-Methylbenz[a]anthracene		C ₁₉ H ₁₄	2422-79-9	242.314	pl (al)	150.5				i H ₂ O; s EtOH, CS ₂ , HOAc
6968	2-Methylbenzeneacetaldehyde		C ₉ H ₁₀ O	10166-08-2	134.174			221; 92 ¹⁰	1.0241 ¹⁰		vs eth, EtOH, chl
6969	4-Methylbenzeneacetaldehyde		C ₉ H ₁₀ O	104-09-6	134.174		40	221.5	1.0052 ²⁰	1.5255 ²⁰	vs eth, EtOH, chl
6970	α -Methylbenzeneacetaldehyde		C ₉ H ₁₀ O	93-53-8	134.174			203.5	1.0089 ²⁰	1.5176 ²⁰	vs EtOH
6971	2-Methylbenzeneacetic acid		C ₉ H ₁₀ O ₂	644-36-0	150.174	nd (w)	89				s H ₂ O, chl
6972	3-Methylbenzeneacetic acid		C ₉ H ₁₀ O ₂	621-36-3	150.174	nd (w)	62	121 ²⁶			s H ₂ O, chl
6973	4-Methylbenzeneacetic acid		C ₉ H ₁₀ O ₂	622-47-9	150.174	nd or pl (al, w)	93	265			vs bz, eth, EtOH
6974	α -Methylbenzeneacetic acid, (\pm)		C ₉ H ₁₀ O ₂	2328-24-7	150.174		<-20	263	1.1 ⁰	1.5237 ²⁰	
6975	4-Methylbenzeneacetonitrile		C ₉ H ₉ N	2947-61-7	131.174		18	242.5	0.992 ²⁵	1.5190 ²⁰	i H ₂ O; s EtOH, eth, bz, ctc
6976	α -Methylbenzeneacetonitrile		C ₉ H ₉ N	1823-91-2	131.174			231	0.9854 ²⁰	1.5095 ²⁵	vs eth, EtOH
6977	3-Methyl-1,2-benzenediamine	Toluene-2,3-diamine	C ₇ H ₁₀ N ₂	2687-25-4	122.167		63.5	255			vs ace, bz, EtOH
6978	4-Methyl-1,2-benzenediamine	Toluene-3,4-diamine	C ₇ H ₁₀ N ₂	496-72-0	122.167	pl (liq)	89.5	265			vs H ₂ O; s lig
6979	2-Methyl-1,3-benzenediamine	Toluene-2,6-diamine	C ₇ H ₁₀ N ₂	823-40-5	122.167	pr (bz, w)	106				s H ₂ O, EtOH, bz
6980	2-Methyl-1,4-benzenediamine	Toluene-2,5-diamine	C ₇ H ₁₀ N ₂	95-70-5	122.167	pl (bz)	64	273.5			s H ₂ O, EtOH, eth; sl bz, HOAc
6981	3-Methyl-1,2-benzenediol		C ₇ H ₈ O ₂	488-17-5	124.138	lf (bz)	68	248			s H ₂ O, EtOH, bz, chl
6982	4-Methyl-1,2-benzenediol		C ₇ H ₈ O ₂	452-86-8	124.138	lf (bz-lig), pr (bz)	65	258	1.1287 ⁷⁴	1.5425 ⁷⁴	s H ₂ O, EtOH, eth, ace, chl; sl lig
6983	2-Methyl-1,3-benzenediol		C ₇ H ₈ O ₂	608-25-3	124.138	pr (bz)	120	265			vs H ₂ O, bz, eth, EtOH
6984	4-Methyl-1,3-benzenediol		C ₇ H ₈ O ₂	496-73-1	124.138	cry (bz-peth)	105	270			s H ₂ O, EtOH, eth; sl bz, peth
6985	5-Methyl-1,3-benzenediol	Orcinol	C ₇ H ₈ O ₂	504-15-4	124.138	pr(w+1), lf(chl)	107	287	1.290 ⁴		s H ₂ O, EtOH, eth, bz; sl lig, peth
6986	2-Methyl-1,4-benzenediol		C ₇ H ₈ O ₂	95-71-6	124.138		125	283; 163 ¹¹			vs H ₂ O, EtOH, eth; s ace; sl bz, lig
6987	4-Methyl-1,2-benzenedithiol	Toluene-3,4-dithiol	C ₇ H ₈ S ₂	496-74-2	156.269		29				s chl
6988	β -Methylbenzeneethanamine		C ₈ H ₁₃ N	582-22-9	135.206			210	0.9433 ⁴	1.5255 ²⁰	vs bz, eth, EtOH
6989	<i>N</i> -Methylbenzeneethanamine		C ₈ H ₁₃ N	589-08-2	135.206			206	0.93 ²⁵	1.5162 ²⁰	
6990	2-Methylbenzeneethanol		C ₈ H ₁₂ O	19819-98-8	136.190		1.0	243.5	1.016 ²⁵	1.5355 ²⁰	
6991	4-Methylbenzeneethanol		C ₈ H ₁₂ O	699-02-5	136.190			244.5; 94 ⁶	1.0028 ²⁰	1.5267 ²⁰	
6992	2-Methylbenzenemethanamine		C ₈ H ₁₁ N	89-93-0	121.180	liq	-30	206; 81 ¹⁵	0.9766 ¹⁹	1.5436 ¹⁹	
6993	3-Methylbenzenemethanamine		C ₈ H ₁₁ N	100-81-2	121.180			203.5	0.966 ²⁵	1.5360 ²⁰	
6994	4-Methylbenzenemethanamine		C ₈ H ₁₁ N	104-84-7	121.180		12.5	195	0.952 ²⁰	1.5340 ²⁰	
6995	<i>N</i> -Methylbenzenemethanamine		C ₈ H ₁₁ N	103-67-3	121.180			180.5	0.9442 ¹⁸		vs H ₂ O
6996	α -Methylbenzenemethanol	1-Phenylethanol	C ₈ H ₁₀ O	98-85-1	122.164		20	205	1.013 ²⁵	1.5265 ²⁰	i H ₂ O; vs EtOH, eth
6997	2-Methylbenzenemethanol	<i>o</i> -Tolyl alcohol	C ₈ H ₁₀ O	89-95-2	122.164	nd (peth-eth)	38	224; 118 ²⁰	1.023 ⁴⁰		vs eth, EtOH, chl



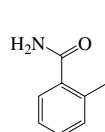
2-Methylbenzaldehyde



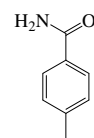
3-Methylbenzaldehyde



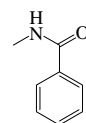
4-Methylbenzaldehyde



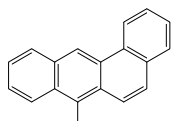
2-Methylbenzamide



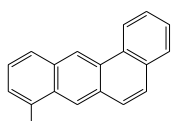
4-Methylbenzamide



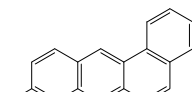
N-Methylbenzamide



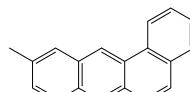
7-Methylbenz[a]anthracene



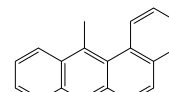
8-Methylbenz[a]anthracene



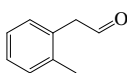
9-Methylbenz[a]anthracene



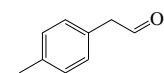
10-Methylbenz[a]anthracene



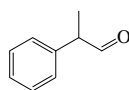
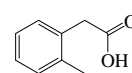
12-Methylbenz[a]anthracene



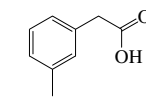
2-Methylbenzeneacetaldehyde



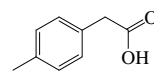
4-Methylbenzeneacetaldehyde

 α -Methylbenzeneacetaldehyde

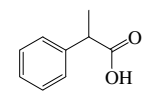
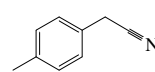
2-Methylbenzeneacetic acid



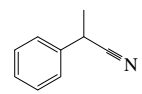
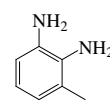
3-Methylbenzeneacetic acid



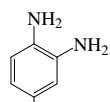
4-Methylbenzeneacetic acid

 α -Methylbenzeneacetic acid, (\pm)

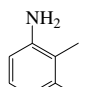
4-Methylbenzeneacetonitrile

 α -Methylbenzeneacetonitrile

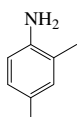
3-Methyl-1,2-benzenediamine



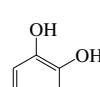
4-Methyl-1,2-benzenediamine



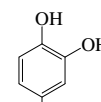
2-Methyl-1,3-benzenediamine



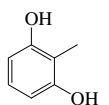
2-Methyl-1,4-benzenediamine



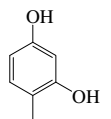
3-Methyl-1,2-benzenediol



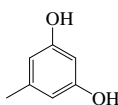
4-Methyl-1,2-benzenediol



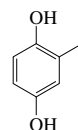
2-Methyl-1,3-benzenediol



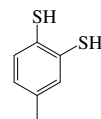
4-Methyl-1,3-benzenediol



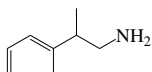
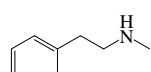
5-Methyl-1,3-benzenediol



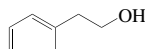
2-Methyl-1,4-benzenediol



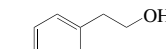
4-Methyl-1,2-benzenedithiol

 β -Methylbenzeneethanamine

N-Methylbenzeneethanamine



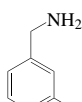
2-Methylbenzeneethanol



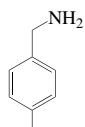
4-Methylbenzeneethanol



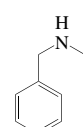
2-Methylbenzenemethanamine



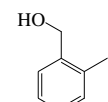
3-Methylbenzenemethanamine



4-Methylbenzenemethanamine

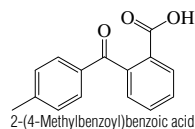
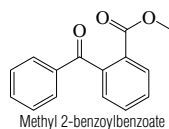
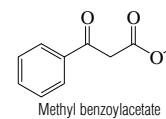
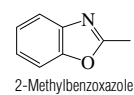
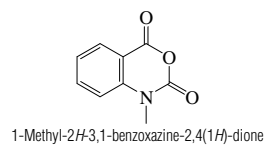
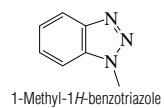
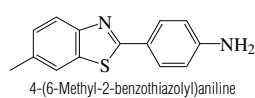
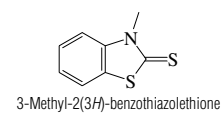
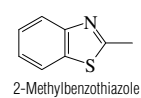
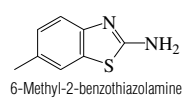
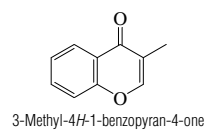
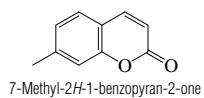
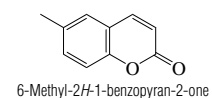
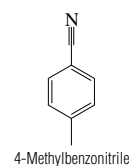
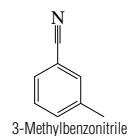
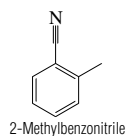
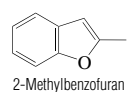
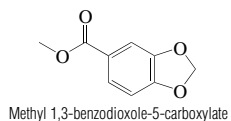
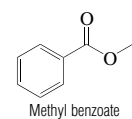
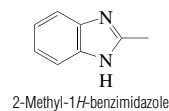
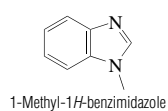
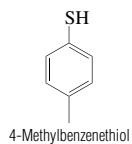
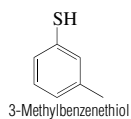
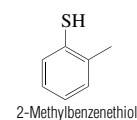
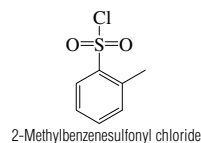
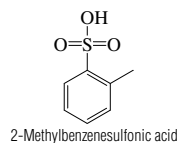
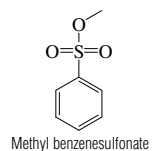
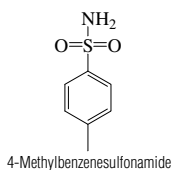
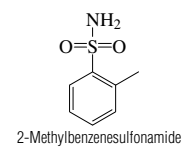
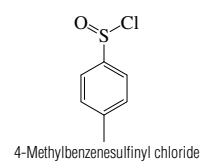
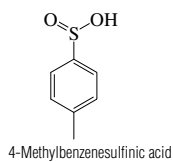
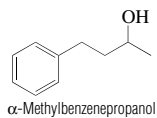
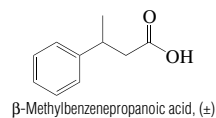
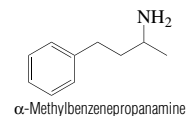
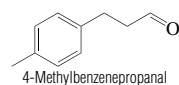
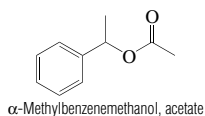
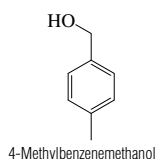
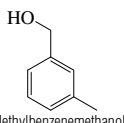


N-Methylbenzenemethanamine

 α -Methylbenzenemethanol

2-Methylbenzenemethanol

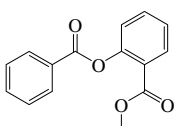
No.	Name	Synonym	Mol. Form.	CAS RN	Mol. Wt.	Physical Form	mp/°C	bp/°C	den/ g cm ⁻³	n _D	Solubility
6998	3-Methylbenzenemethanol	<i>m</i> -Tolyl alcohol	C ₈ H ₁₀ O	587-03-1	122.164		<-20	215.5	0.9157 ¹⁷		sl H ₂ O; vs EtOH, eth; s chl
6999	4-Methylbenzenemethanol	<i>p</i> -Tolyl alcohol	C ₈ H ₁₀ O	589-18-4	122.164	nd (lig)	61.5	217	0.978 ²²		vs eth, EtOH
7000	α -Methylbenzenemethanol, acetate		C ₁₀ H ₁₂ O ₂	93-92-5	164.201	oil		109 ¹⁸			
7001	4-Methylbenzenepropanal		C ₁₀ H ₁₂ O	5406-12-2	148.201			223	0.999 ¹⁴	1.525 ¹⁴	
7002	α -Methylbenzenepropanamine	1-Methyl-3-phenylpropylamine	C ₁₀ H ₁₃ N	22374-89-6	149.233		143	223; 101 ¹⁴	0.9289 ¹⁵	1.5152 ²⁰	vs EtOH
7003	β -Methylbenzenepropanoic acid, (\pm)		C ₁₀ H ₁₂ O ₂	772-17-8	164.201		46.5	168 ¹⁴	1.0701 ²⁰	1.5155 ²⁰	sl H ₂ O; s peth
7004	α -Methylbenzenepropanol		C ₁₀ H ₁₄ O	2344-70-9	150.217			239; 123 ¹⁵	0.9899 ¹⁶	1.517 ¹⁶	
7005	4-Methylbenzenesulfonic acid	<i>p</i> -Toluenesulfonic acid	C ₇ H ₆ O ₂ S	536-57-2	156.203	orth pl or nd (w)	86.5				s H ₂ O; vs EtOH, eth; sl bz
7006	4-Methylbenzenesulfonyl chloride		C ₇ H ₆ ClOS	10439-23-3	174.648	nd	57	113 ^{3,5}			vs chl
7007	2-Methylbenzenesulfonamide		C ₇ H ₇ NO ₂ S	88-19-7	171.217	oct cry (al), pr (w)	158.7	214 ¹⁰			sl H ₂ O, eth, DMSO; s EtOH
7008	4-Methylbenzenesulfonamide	<i>p</i> -Toluenesulfonamide	C ₇ H ₉ NO ₂ S	70-55-3	171.217	mcl pl (w+2)	138	214 ¹⁰			sl H ₂ O, eth; s EtOH
7009	Methyl benzenesulfonate		C ₇ H ₈ O ₃ S	80-18-2	172.202		4.5	150 ¹⁵	1.2730 ¹⁷	1.5151 ²⁰	sl H ₂ O; vs EtOH, eth, chl
7010	2-Methylbenzenesulfonic acid		C ₇ H ₆ O ₃ S	88-20-0	172.202	hyg pl (w+2)	67.5	128.8 ²⁵			vs H ₂ O; s EtOH; i eth
7011	2-Methylbenzenesulfonyl chloride	<i>o</i> -Toluenesulfonyl chloride	C ₇ H ₇ ClO ₂ S	133-59-5	190.648		10.2	154 ³⁶	1.3383 ²⁰	1.5656 ²⁰	i H ₂ O; s EtOH, eth, bz, ctc
7012	2-Methylbenzenethiol		C ₇ H ₈ S	137-06-4	124.204		15	195	1.041 ²⁰	1.570 ²⁰	i H ₂ O; s EtOH; vs eth
7013	3-Methylbenzenethiol		C ₇ H ₈ S	108-40-7	124.204	liq	-20	195	1.044 ²⁰	1.572 ²⁰	i H ₂ O; s EtOH; msc eth
7014	4-Methylbenzenethiol		C ₇ H ₈ S	106-45-6	124.204		43	195	1.0220 ⁵¹		i H ₂ O; s EtOH, chl; vs eth
7015	1-Methyl-1 <i>H</i> -benzimidazole		C ₈ H ₈ N ₂	1632-83-3	132.163	nd (peth), pl (al)	66	286	1.1254 ²⁰	1.6013 ⁷	s peth
7016	2-Methyl-1 <i>H</i> -benzimidazole		C ₈ H ₈ N ₂	615-15-6	132.163	pr or nd (w)	177.8				s H ₂ O; sl EtOH, eth; i bz
7017	Methyl benzoate		C ₈ H ₈ O ₂	93-58-3	136.149	liq	-12.4	199	1.0837 ²⁵	1.5164 ²⁰	i H ₂ O; s EtOH, ctc, MeOH; msc eth
7018	Methyl 1,3-benzodioxole-5-carboxylate		C ₉ H ₈ O ₄	326-56-7	180.158	nd or lf (peth)	53	dec 273			vs eth, EtOH
7019	2-Methylbenzofuran		C ₉ H ₈ O	4265-25-2	132.159			197.5	1.0540 ²⁰	1.5495 ²²	vs eth, EtOH
7020	2-Methylbenzotrile	<i>o</i> -Tolunitrile	C ₈ H ₇ N	529-19-1	117.149	liq	-13.5	205	0.9955 ²⁰	1.5279 ²⁰	i H ₂ O; msc EtOH, eth; sl ctc
7021	3-Methylbenzotrile	<i>m</i> -Tolunitrile	C ₈ H ₇ N	620-22-4	117.149	liq	-23	213	1.0316 ²⁰	1.5252 ²⁰	i H ₂ O; msc EtOH, eth; sl ctc
7022	4-Methylbenzotrile	<i>p</i> -Tolunitrile	C ₈ H ₇ N	104-85-8	117.149		29.5	217.0	0.9762 ³⁰		i H ₂ O; vs EtOH, eth; sl ctc
7023	6-Methyl-2 <i>H</i> -1-benzopyran-2-one		C ₁₀ H ₈ O ₂	92-48-8	160.170		76.5	304; 174 ¹⁴			vs EtOH, eth, bz; sl chl, peth
7024	7-Methyl-2 <i>H</i> -1-benzopyran-2-one	7-Methylcoumarin	C ₁₀ H ₈ O ₂	2445-83-2	160.170	nd, (pl) (aq al)	128	171.5 ¹¹			sl H ₂ O; vs EtOH, HOAc; s eth
7025	3-Methyl-4 <i>H</i> -1-benzopyran-4-one	Tricromyl	C ₁₀ H ₈ O ₂	85-90-5	160.170						s chl
7026	6-Methyl-2-benzothiazolamine		C ₈ H ₈ N ₂ S	2536-91-6	164.228	nd (w) pr (dil al)	142				sl H ₂ O; s EtOH
7027	2-Methylbenzothiazole		C ₈ H ₇ NS	120-75-2	149.214		14	238	1.1763 ¹⁹	1.6092 ¹⁹	i H ₂ O; s EtOH, chl
7028	3-Methyl-2(3 <i>H</i>)-benzothiazolethione		C ₈ H ₇ NS ₂	2254-94-6	181.279	nd (al), pr (HOAc)	90	335			i H ₂ O; sl EtOH, eth; vs bz, chl
7029	4-(6-Methyl-2-benzothiazolyl)aniline		C ₁₄ H ₁₂ N ₂ S	92-36-4	240.323		194.8	434			sl EtOH, eth, bz, HOAc
7030	1-Methyl-1 <i>H</i> -benzotriazole		C ₇ H ₇ N ₃	13351-73-0	133.151	pl (bz-lig)	64.5	270.5			vs bz, EtOH, HOAc
7031	1-Methyl-2 <i>H</i> -3,1-benzoxazine-2,4(1 <i>H</i>)-dione		C ₈ H ₇ NO ₃	10328-92-4	177.157		180				
7032	2-Methylbenzoxazole		C ₈ H ₇ NO	95-21-6	133.148		9.5	200.5	1.1211 ²⁰	1.5497 ²⁰	i H ₂ O; vs EtOH; msc eth
7033	Methyl benzoylacetate		C ₁₀ H ₁₀ O ₃	614-27-7	178.184	pa ye		dec 265; 151 ¹²	1.158 ²⁹	1.537 ²⁰	vs ace, eth, EtOH
7034	Methyl 2-benzoylbenzoate		C ₁₅ H ₁₂ O ₃	606-28-0	240.254	pl or mcl pr (dil al)	52	351	1.1903 ¹⁹	1.591 ²⁰	i H ₂ O; vs EtOH, eth; s sulf
7035	2-(4-Methylbenzoyl)benzoic acid	2-(<i>p</i> -Toluoyl)benzoic acid	C ₁₅ H ₁₂ O ₃	85-55-2	240.254		146				sl H ₂ O, DMSO; vs EtOH, eth, ace, bz
7036	2-Methylbenzoyl chloride		C ₈ H ₇ ClO	933-88-0	154.594			213.5		1.5549 ²⁰	vs eth, EtOH
7037	3-Methylbenzoyl chloride		C ₈ H ₇ ClO	1711-06-4	154.594	liq	-23	219.5	1.0265 ²¹	1.505 ²²	vs eth, EtOH



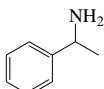
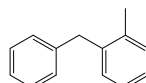
No.	Name	Synonym	Mol. Form.	CAS RN	Mol. Wt.	Physical Form	mp/°C	bp/°C	den/ g cm ⁻³	n _D	Solubility
7038	4-Methylbenzoyl chloride		C ₈ H ₉ ClO	874-60-2	154.594	liq	-1.5	226	1.1686 ²⁰	1.5547 ²⁰	s ctc
7039	Methyl benzoylsalicylate	2-(Benzoyloxy)benzoic acid, methyl ester	C ₁₅ H ₁₂ O ₄	610-60-6	256.254	cry	85	385			i H ₂ O; s bz, chl, eth, EtOH
7040	α-Methylbenzylamine, (±)	1-Amino-1-phenylethane	C ₉ H ₁₁ N	618-36-0	121.180		32	187	0.9395 ¹⁵	1.5238 ²⁵	s H ₂ O, chl; msc EtOH, eth
7041	1-Methyl-2-benzylbenzene		C ₁₄ H ₁₄	713-36-0	182.261		6.6	280.5	1.0020 ²⁰	1.5763 ²⁰	
7042	1-Methyl-4-benzylbenzene		C ₁₄ H ₁₄	620-83-7	182.261	liq	-30	286	0.9976 ²⁰	1.5712 ²⁰	vs eth, bz, EtOH, chl
7043	α-Methylbenzyl formate		C ₉ H ₁₀ O ₂	7775-38-4	150.174	liq					
7044	1-Methyl-2-benzyl-4(1 <i>H</i>)-quinazolinone	Glycosine	C ₁₆ H ₁₄ N ₂ O	6873-15-0	250.294		161.5				
7045	1-Methylbicyclo[3.1.0]hexane		C ₇ H ₁₂	4625-24-5	96.170			93.1			
7046	2-Methylbiphenyl		C ₁₃ H ₁₂	643-58-3	168.234	liq	-0.2	255.3	1.0113 ²⁰	1.5914 ²⁰	i H ₂ O; s EtOH, eth
7047	3-Methylbiphenyl		C ₁₃ H ₁₂	643-93-6	168.234		2.3	272.7	1.0182 ¹⁷	1.5972 ²⁰	i H ₂ O; s EtOH, eth, ctc
7048	4-Methylbiphenyl		C ₁₃ H ₁₂	644-08-6	168.234	pl (liq, MeOH)	49.5	267.5	1.015 ²⁷		i H ₂ O; s EtOH, eth; sl ctc
7049	4-Methyl- <i>N,N</i> -bis(4-methylphenyl)aniline		C ₂₁ H ₂₁ N	1159-53-1	287.399	cry (HOAc)	117				vs ace, bz, eth, chl
7050	Methyl bromoacetate		C ₃ H ₅ BrO ₂	96-32-2	152.975			132	1.6350 ²⁰	1.4520 ²⁰	i H ₂ O; s EtOH, eth, ace, bz
7051	Methyl 2-bromobenzoate		C ₈ H ₇ BrO ₂	610-94-6	215.045			244			i H ₂ O; s EtOH
7052	Methyl 3-bromobenzoate		C ₈ H ₇ BrO ₂	618-89-3	215.045	pl	32	125 ¹⁵			sl H ₂ O; s EtOH, eth
7053	Methyl 4-bromobenzoate		C ₈ H ₇ BrO ₂	619-42-1	215.045	lf (dil al), nd (eth)	81		1.689 ²⁵		s EtOH, eth, ace, peth; vs bz, chl
7054	Methyl 2-bromobutanoate		C ₈ H ₉ BrO ₂	3196-15-4	181.028			168	1.4528 ²⁰	1.4029 ²⁵	vs EtOH
7055	Methyl 4-bromobutanoate		C ₈ H ₉ BrO ₂	4897-84-1	181.028			186.5	1.4 ²⁵	1.4567 ²⁵	vs EtOH
7056	Methyl 4-bromo-2-butenolate		C ₈ H ₉ BrO ₂	1117-71-1	179.013			84 ¹²	1.490 ¹⁹	1.498 ¹⁹	
7057	Methyl 5-bromopentanoate		C ₈ H ₁₁ BrO ₂	5454-83-1	195.054	liq		101 ¹⁴	1.363	1.4630 ²⁰	
7058	Methyl 3-bromopropanoate		C ₇ H ₉ BrO ₂	3395-91-3	167.002			105 ⁶⁰ , 62 ¹²	1.4123 ¹⁸	1.4542 ²⁰	s EtOH, eth, ace
7059	3-Methyl-1,2-butadiene		C ₅ H ₈	598-25-4	68.118	liq	-113.6	40.83	0.6806 ²⁵	1.4203 ²⁰	vs ace, bz, eth, EtOH
7060	2-Methyl-1,3-butadiene	Isoprene	C ₅ H ₈	78-79-5	68.118	liq	-145.9	34.0	0.679 ²⁰	1.4219 ²⁰	i H ₂ O; msc EtOH, eth, ace, bz
7061	3-Methylbutanal	Isovaleraldehyde	C ₆ H ₁₀ O	590-86-3	86.132	liq	-51	92.5	0.7977 ²⁰	1.3902 ²⁰	sl H ₂ O; s EtOH, eth
7062	3-Methylbutanamide	Isovaleramide	C ₆ H ₁₁ NO	541-46-8	101.147	mcl lf (al)	137	226			s H ₂ O, EtOH, eth; vs peth
7063	3-Methyl-1-butanamine	Isopentylamine	C ₆ H ₁₃ N	107-85-7	87.164			96	0.7505 ²⁰	1.4083 ²⁰	msc H ₂ O, EtOH, eth; s ace, chl
7064	2-Methyl-2-butanamine		C ₆ H ₁₃ N	594-39-8	87.164	liq	-105	77	0.731 ²⁵	1.3954 ²⁵	vs H ₂ O, ace, eth, EtOH
7065	3-Methyl-2-butanamine		C ₆ H ₁₃ N	598-74-3	87.164	liq	-50	85.5	0.7574 ¹⁹	1.4096 ¹⁸	vs H ₂ O; s EtOH
7066	3-Methyl-1,3-butanediol		C ₆ H ₁₂ O ₂	2568-33-4	104.148			202.5	0.9448 ²⁰	1.4452 ²⁰	s H ₂ O, EtOH
7067	2-Methylbutanenitrile		C ₆ H ₉ N	18936-17-9	83.132			125	0.7913 ¹⁵	1.3933 ²⁰	vs eth, EtOH
7068	3-Methylbutanenitrile	Isobutyl cyanide	C ₆ H ₉ N	625-28-5	83.132	liq	-101	127.5	0.7914 ²⁰	1.3927 ²⁰	sl H ₂ O; msc EtOH, eth; vs ace
7069	2-Methyl-1-butanethiol, (+)		C ₆ H ₁₂ S	20089-07-0	104.214	liq		119.1	0.8420 ²⁰	1.4440 ²⁰	
7070	3-Methyl-1-butanethiol	Isopentyl mercaptan	C ₆ H ₁₂ S	541-31-1	104.214	liq		116	0.8350 ²⁰	1.4412 ²⁰	i H ₂ O; msc EtOH, eth; s ctc
7071	2-Methyl-2-butanethiol		C ₆ H ₁₂ S	1679-09-0	104.214	liq		99.1	0.8120 ²⁰	1.4385 ²⁰	
7072	3-Methyl-2-butanethiol		C ₆ H ₁₂ S	2084-18-6	104.214	liq	-127.1	109.8			
7073	Methyl butanoate		C ₅ H ₁₀ O ₂	623-42-7	102.132	liq	-85.8	102.8	0.8984 ²⁰	1.3878 ²⁰	sl H ₂ O, ctc; msc EtOH, eth
7074	2-Methylbutanoic acid	(±)-2-Methylbutyric acid	C ₅ H ₁₀ O ₂	600-07-7	102.132		<-80	177	0.934 ²⁰	1.4051 ²⁰	sl H ₂ O; msc EtOH, eth; s chl
7075	3-Methylbutanoic acid	Isovaleric acid	C ₅ H ₁₀ O ₂	503-74-2	102.132	liq	-29.3	176.5	0.931 ²⁰	1.4033 ²⁰	s H ₂ O; msc EtOH, eth, chl
7076	3-Methylbutanoic anhydride		C ₁₀ H ₁₈ O ₃	1468-39-9	186.248			215	0.9327 ²⁰	1.4043 ²⁰	vs eth
7077	2-Methyl-1-butanol, (±)		C ₅ H ₁₂ O	34713-94-5	88.148			127.5	0.8152 ²⁵	1.4092 ²⁰	sl H ₂ O; msc EtOH, eth; vs ace
7078	3-Methyl-1-butanol	Isopentyl alcohol	C ₅ H ₁₂ O	123-51-3	88.148	liq	-117.2	131.1	0.8104 ²⁰	1.4053 ²⁰	sl H ₂ O; vs ace, eth, EtOH
7079	2-Methyl-2-butanol	<i>tert</i> -Pentyl alcohol	C ₅ H ₁₂ O	75-85-4	88.148	liq	-9.1	102.4	0.8096 ²⁰	1.4052 ²⁰	s H ₂ O, bz, chl; msc EtOH, eth; vs ace



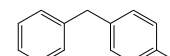
4-Methylbenzoyl chloride



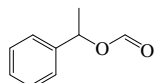
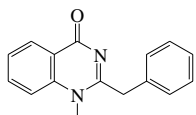
Methyl benzoysalicylate

 α -Methylbenzylamine, (\pm)

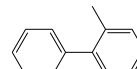
1-Methyl-2-benzylbenzene



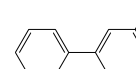
1-Methyl-4-benzylbenzene

 α -Methylbenzyl formate1-Methyl-2-benzyl-4(1*H*)-quinazolinone

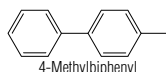
1-Methylbicyclo[3.1.0]hexane



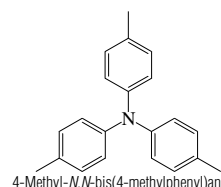
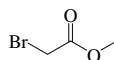
2-Methylbiphenyl



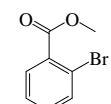
3-Methylbiphenyl



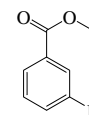
4-Methylbiphenyl

4-Methyl-*N,N*-bis(4-methylphenyl)aniline

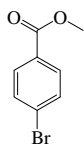
Methyl bromoacetate



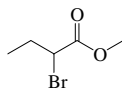
Methyl 2-bromobenzoate



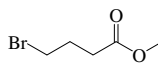
Methyl 3-bromobenzoate



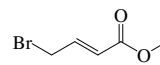
Methyl 4-bromobenzoate



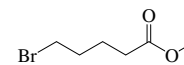
Methyl 2-bromobutanoate



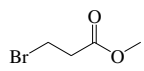
Methyl 4-bromobutanoate



Methyl 4-bromo-2-butenate



Methyl 5-bromopentanoate



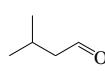
Methyl 3-bromopropanoate



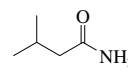
3-Methyl-1,2-butadiene



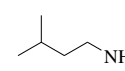
2-Methyl-1,3-butadiene



3-Methylbutanal



3-Methylbutanamide



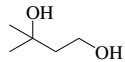
3-Methyl-1-butanamine



2-Methyl-2-butanamine



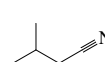
3-Methyl-2-butanamine



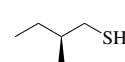
3-Methyl-1,3-butanediol



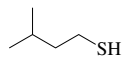
2-Methylbutanenitrile



3-Methylbutanenitrile



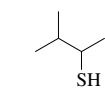
2-Methyl-1-butanethiol, (+)



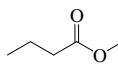
3-Methyl-1-butanethiol



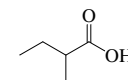
2-Methyl-2-butanethiol



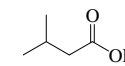
3-Methyl-2-butanethiol



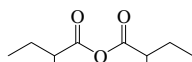
Methyl butanoate



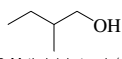
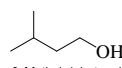
2-Methylbutanoic acid



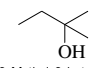
3-Methylbutanoic acid



3-Methylbutanoic anhydride

2-Methyl-1-butanol, (\pm)

3-Methyl-1-butanol

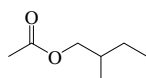


2-Methyl-2-butanol

No.	Name	Synonym	Mol. Form.	CAS RN	Mol. Wt.	Physical Form	mp/°C	bp/°C	den/ g cm ⁻³	n _D	Solubility
7080	3-Methyl-2-butanol, (±)		C ₅ H ₁₂ O	70116-68-6	88.148			112.9	0.8180 ²⁰	1.4089 ²⁰	sl H ₂ O; msc EtOH, eth; vs ace; s bz, ctc
7081	2-Methyl-1-butanol acetate		C ₇ H ₁₄ O ₂	624-41-9	130.185			140	0.8740 ²⁰	1.4040 ²⁰	vs ace, eth, EtOH
7082	3-Methyl-2-butanone	Methyl isopropyl ketone	C ₅ H ₁₀ O	563-80-4	86.132	liq	-93.1	94.33	0.8051 ²⁰	1.3880 ²⁰	sl H ₂ O; msc EtOH, eth; vs ace; s ctc
7083	2-Methylbutanoyl chloride, (±)		C ₅ H ₉ ClO	57526-28-0	120.577			116	0.9917 ²⁰	1.4170 ²⁰	
7084	3-Methylbutanoyl chloride	Isovaleryl chloride	C ₅ H ₉ ClO	108-12-3	120.577			114	0.9844 ²⁰	1.4149 ²⁰	s eth
7085	<i>trans</i> -2-Methyl-2-butenal	Tiglic aldehyde	C ₅ H ₈ O	497-03-0	84.117	liq		117; 64 ¹¹⁹	0.8710 ²⁰	1.4475 ²⁰	sl H ₂ O; vs EtOH
7086	3-Methyl-2-butenal	Senecialdehyde	C ₅ H ₈ O	107-86-8	84.117			134	0.8722 ²⁰	1.4528 ²⁰	s H ₂ O, EtOH, eth
7087	2-Methyl-1-butene		C ₅ H ₁₀	563-46-2	70.133	liq	-137.53	31.2	0.6504 ²⁰	1.3778 ²⁰	i H ₂ O; s EtOH, eth, bz, ctc
7088	3-Methyl-1-butene		C ₅ H ₁₀	563-45-1	70.133	vol liq or gas	-168.43	20.1	0.6213 ²⁵	1.3643 ²⁰	i H ₂ O; msc EtOH, eth; s bz
7089	2-Methyl-2-butene		C ₅ H ₁₀	513-35-9	70.133	liq	-133.72	38.56	0.6623 ²⁰	1.3874 ²⁰	i H ₂ O; s EtOH, eth, bz, ctc; vs lig
7090	<i>cis</i> -2-Methyl-2-butenedioic acid	Citraconic acid	C ₆ H ₈ O ₄	498-23-7	130.100	nd (eth-liq) tcl pr (eth-bz)	93.5		1.617 ²⁵		vs H ₂ O; sl eth, chl; i bz, CS ₂
7091	3-Methyl-2-butenitrile		C ₅ H ₇ N	4786-24-7	81.117	liq		141			
7092	Methyl <i>cis</i> -2-butenate	Methyl isocrotonate	C ₅ H ₈ O ₂	4358-59-2	100.117			118		1.4175 ²⁰	
7093	Methyl <i>trans</i> -2-butenate	Methyl crotonate	C ₅ H ₈ O ₂	623-43-8	100.117	liq	-42	121	0.9444 ²⁰	1.4242 ²⁰	i H ₂ O; vs EtOH, eth
7094	<i>cis</i> -2-Methyl-2-butenic acid	Angelic acid	C ₅ H ₈ O ₂	565-63-9	100.117	mcl pr or nd	45.5	185	0.9834 ⁴⁹	1.4434 ⁴⁷	sl H ₂ O; s EtOH; vs eth
7095	<i>trans</i> -2-Methyl-2-butenic acid	Tiglic acid	C ₅ H ₈ O ₂	80-59-1	100.117	tab (w)	64.5	198.5	0.9641 ⁷⁶	1.4330 ⁷⁶	s H ₂ O; vs EtOH, eth
7096	3-Methyl-2-butenic acid		C ₅ H ₈ O ₂	541-47-9	100.117		69.5	197	1.0062 ²⁴		
7097	3-Methyl-2-buten-1-ol		C ₅ H ₁₀ O	556-82-1	86.132			140	0.848 ²⁵	1.4412 ²⁰	
7098	3-Methyl-3-buten-1-ol		C ₅ H ₁₀ O	763-32-6	86.132			129.9			
7099	2-Methyl-3-buten-2-ol		C ₅ H ₁₀ O	115-18-4	86.132	liq	-28	97	0.82 ²⁰		
7100	3-Methyl-3-buten-2-ol		C ₅ H ₁₀ O	10473-14-0	86.132			114	0.8531 ¹⁷	1.4288 ¹⁷	
7101	3-Methyl-3-buten-2-one	Isopropenyl methyl ketone	C ₅ H ₈ O	814-78-8	84.117	liq	-54	98	0.8527 ²⁰	1.4220 ²⁰	vs EtOH
7102	3-Methyl-2-butenoyl chloride		C ₅ H ₇ ClO	3350-78-5	118.562			146	1.065 ²⁵	1.4770 ²⁰	
7103	(3-Methyl-2-butenyl)guanidine	Galegine	C ₅ H ₁₃ N ₃	543-83-9	127.187	hyg	62.5	dec			vs H ₂ O, EtOH
7104	2-Methyl-1-buten-3-yne	Isopropenylacetylene	C ₅ H ₆	78-80-8	66.102	liq	-113	32	0.6801 ¹¹	1.4140 ²⁰	s chl
7105	[(3-Methylbutoxy)methyl]benzene		C ₁₂ H ₁₈ O	122-73-6	178.270			236; 118 ¹⁹	0.909 ²⁰	1.4792 ²⁰	vs eth, EtOH
7106	1-[2-(3-Methylbutoxy)-2-phenylethyl]pyrrolidine	Amixetrine	C ₁₇ H ₂₇ NO	24622-72-8	261.402			121 ²		1.4978 ²²	
7107	2-Methylbutyl acrylate		C ₈ H ₁₄ O ₂	44914-03-6	142.196			160; 45 ¹⁰	0.8936 ²⁰	1.4240 ²⁰	vs eth, EtOH
7108	3-Methylbutyl benzoate	Isopentyl benzoate	C ₁₂ H ₁₆ O ₂	94-46-2	192.254			261	0.993 ¹⁵		vs EtOH
7109	3-Methylbutyl 2-chloropropanoate		C ₈ H ₁₅ ClO ₂	62108-69-4	178.657			208	1.0050 ²⁰	1.4289 ²⁰	
7110	3-Methylbutyl 3-chloropropanoate		C ₈ H ₁₅ ClO ₂	62108-70-7	178.657			208; 87 ¹²	1.0171 ²⁰	1.4343 ²⁰	vs eth, EtOH
7111	Methyl <i>tert</i> -butyl ether	<i>tert</i> -Butyl methyl ether	C ₅ H ₁₂ O	1634-04-4	88.148	liq	-108.6	55.0	0.7353 ²⁵	1.3664 ²⁵	s H ₂ O; vs EtOH, eth
7112	3-Methylbutyl nitrate	Isopentyl nitrate	C ₈ H ₁₇ NO ₃	543-87-3	133.146			148	0.996 ²²	1.4122 ²¹	
7113	2-Methyl-3-butyln-2-amine		C ₆ H ₁₃ N	2978-58-7	83.132		18	79.5	0.79 ²⁵	1.4235 ²⁰	
7114	3-Methyl-1-butyne		C ₅ H ₈	598-23-2	68.118	vol liq or gas	-89.7	26.3	0.6660 ²⁰	1.3723 ²⁰	i H ₂ O; msc EtOH, eth
7115	2-Methyl-3-butyln-2-ol	1,1-Dimethylpropargyl alcohol	C ₆ H ₈ O	115-19-5	84.117		1.5	104	0.8618 ²⁰	1.4207 ²⁰	
7116	Methyl carbamate		C ₂ H ₅ NO ₂	598-55-0	75.067	nd	54	177	1.1361 ⁵⁶	1.4125 ⁵⁶	vs H ₂ O; vs EtOH, eth
7117	3-Methyl-9 <i>H</i> -carbazole		C ₁₃ H ₁₁ N	4630-20-0	181.233	pl (HOAc)	208.5	365			vs bz, eth
7118	9-Methyl-9 <i>H</i> -carbazole		C ₁₃ H ₁₁ N	1484-12-4	181.233	nd, lf (al)	89.34	343.64; 195 ¹²			vs eth
7119	Methyl chloroacetate		C ₃ H ₅ ClO ₂	96-34-4	108.524	liq	-32.1	129.5	1.236 ²⁰	1.4218 ²⁰	vs ace, bz, eth, EtOH
7120	Methyl 2-chloroacrylate		C ₄ H ₅ ClO ₂	80-63-7	120.535			52 ⁵¹	1.189 ²⁰	1.4420 ²⁰	vs eth
7121	Methyl 2-chlorobenzoate		C ₈ H ₇ ClO ₂	610-96-8	170.594			234			s EtOH
7122	Methyl 3-chlorobenzoate		C ₈ H ₇ ClO ₂	2905-65-9	170.594		21	229			
7123	Methyl 4-chlorobenzoate		C ₈ H ₇ ClO ₂	1126-46-1	170.594	nd or mcl pr	43.5		1.382 ²⁰		vs EtOH
7124	Methyl 4-chlorobutanoate		C ₆ H ₉ ClO ₂	3153-37-5	136.577			174; 55 ⁴	1.1293 ²⁰	1.4321 ²⁰	i H ₂ O; vs EtOH, eth; s ace
7125	Methyl chlorocarbonate		C ₂ H ₃ ClO ₂	79-22-1	94.497			70.5	1.2231 ²⁰	1.3868 ²⁰	msc EtOH, eth; s bz, ctc, chl
7126	Methyl 5-chloro-2-hydroxybenzoate		C ₈ H ₇ ClO ₃	4068-78-4	186.593	nd (al)	50	dec 249; 120 ¹²			vs EtOH
7127	Methyl 5-chloro-2-nitrobenzoate		C ₈ H ₆ ClNO ₄	51282-49-6	215.592	pl (MeOH)	48.5		1.453 ¹⁸		vs MeOH
7128	Methyl chlorooxacetate		C ₃ H ₅ ClO ₃	5781-53-3	122.507			119	1.3316 ²⁰	1.4189 ²⁰	
7129	Methyl 2-chloropropanoate		C ₄ H ₇ ClO ₂	17639-93-9	122.551			132.5	1.0750 ²⁵		



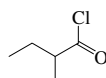
3-Methyl-2-butanol, (±)



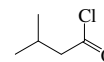
2-Methyl-1-butanol acetate



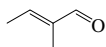
3-Methyl-2-butanone



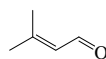
2-Methylbutanoyl chloride, (±)



3-Methylbutanoyl chloride



trans-2-Methyl-2-butenal



3-Methyl-2-butenal



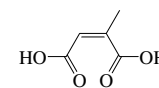
2-Methyl-1-butene



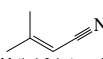
3-Methyl-1-butene



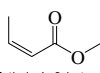
2-Methyl-2-butene



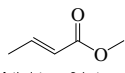
cis-2-Methyl-2-butenedioic acid



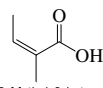
3-Methyl-2-butenenitrile



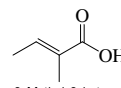
Methyl cis-2-butenate



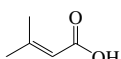
Methyl trans-2-butenate



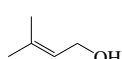
cis-2-Methyl-2-butenic acid



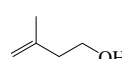
trans-2-Methyl-2-butenic acid



3-Methyl-2-butenic acid



3-Methyl-2-buten-1-ol



3-Methyl-3-buten-1-ol



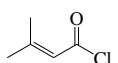
2-Methyl-3-buten-2-ol



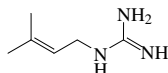
3-Methyl-3-buten-2-ol



3-Methyl-3-buten-2-one



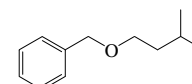
3-Methyl-2-butenoyl chloride



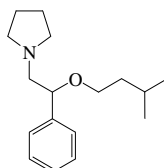
(3-Methyl-2-butenyl)guanidine



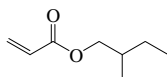
2-Methyl-1-buten-3-yne



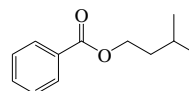
[(3-Methylbutoxy)methyl]benzene



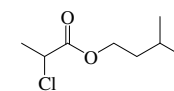
1-[2-(3-Methylbutoxy)-2-phenylethyl]pyrrolidine



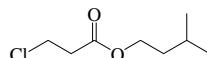
2-Methylbutyl acrylate



3-Methylbutyl benzoate



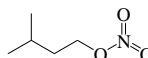
3-Methylbutyl 2-chloropropanoate



3-Methylbutyl 3-chloropropanoate



Methyl tert-butyl ether



3-Methylbutyl nitrate



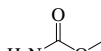
2-Methyl-3-butyne-2-amine



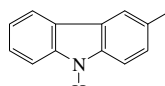
3-Methyl-1-butyne



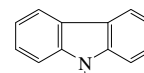
2-Methyl-3-butyne-2-ol



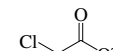
Methyl carbamate



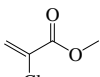
3-Methyl-9H-carbazole



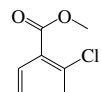
9-Methyl-9H-carbazole



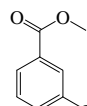
Methyl chloroacetate



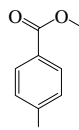
Methyl 2-chloroacrylate



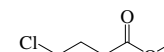
Methyl 2-chlorobenzoate



Methyl 3-chlorobenzoate



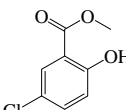
Methyl 4-chlorobenzoate



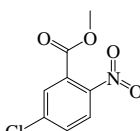
Methyl 4-chlorobutanoate



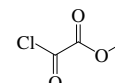
Methyl chlorocarbonate



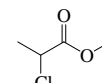
Methyl 5-chloro-2-hydroxybenzoate



Methyl 5-chloro-2-nitrobenzoate

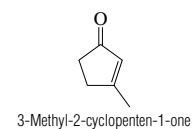
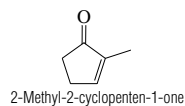
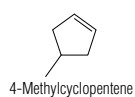
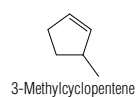
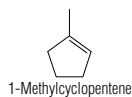
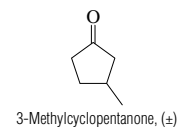
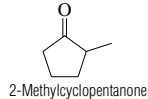
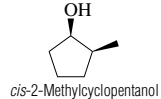
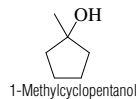
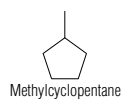
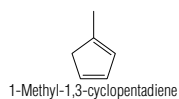
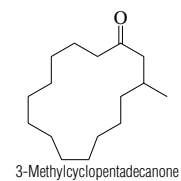
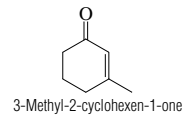
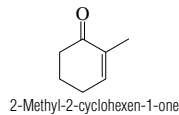
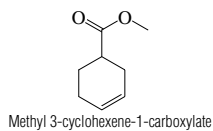
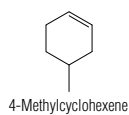
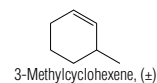
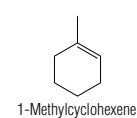
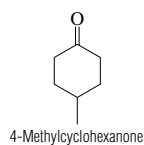
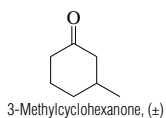
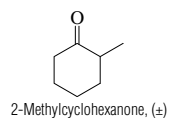
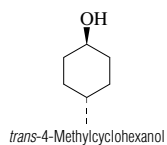
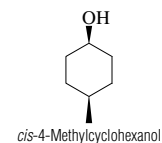
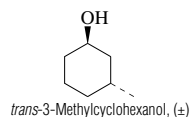
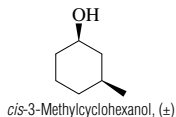
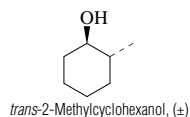
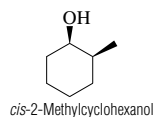
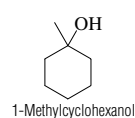
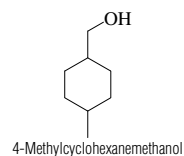
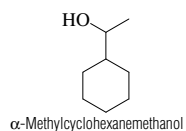
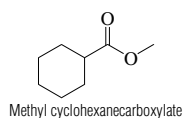
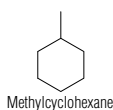
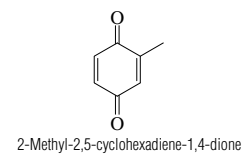
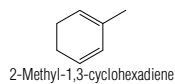
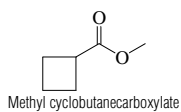
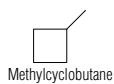
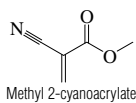
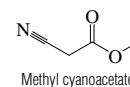
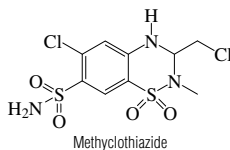
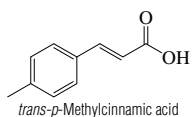
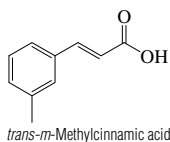
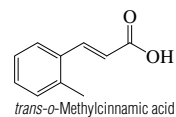
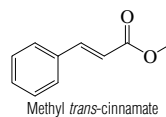
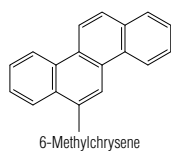
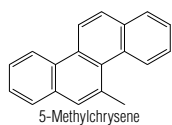
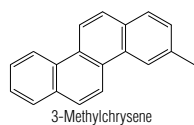


Methyl chlorooxacetate

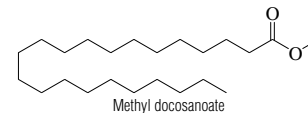
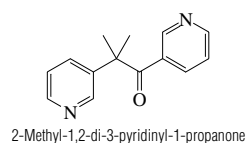
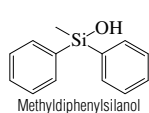
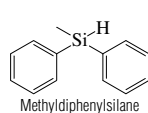
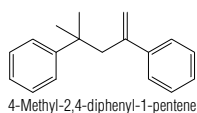
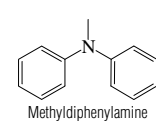
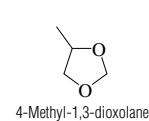
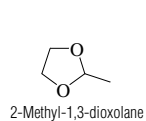
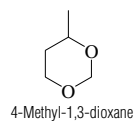
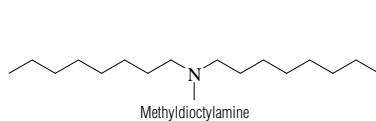
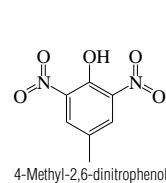
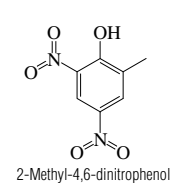
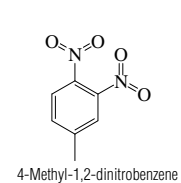
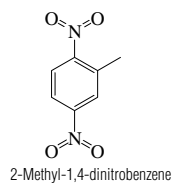
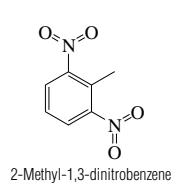
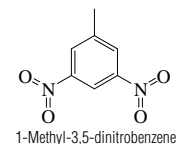
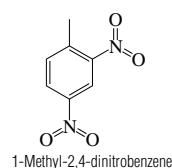
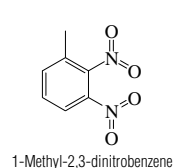
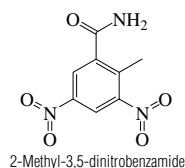
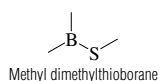
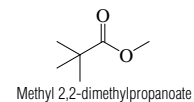
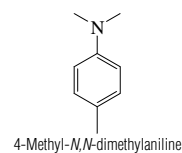
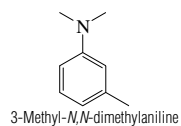
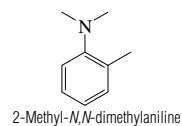
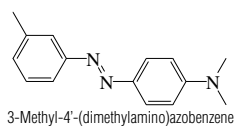
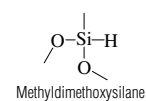
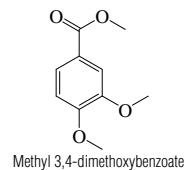
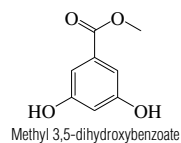
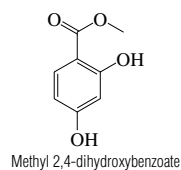
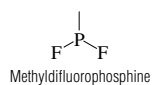
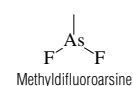
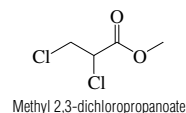
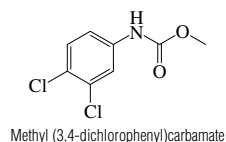
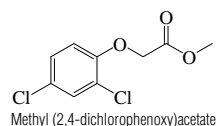
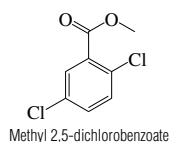
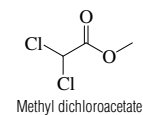
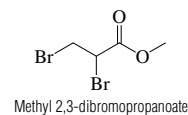
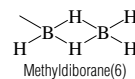
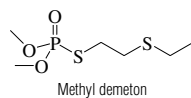
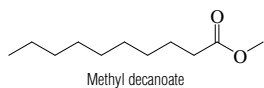
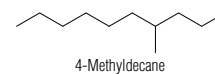
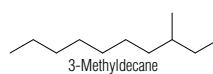
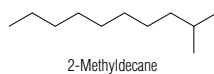
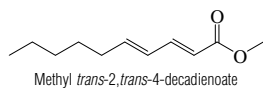
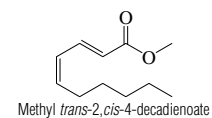
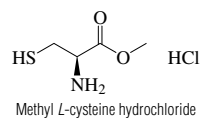
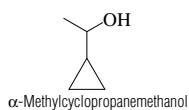
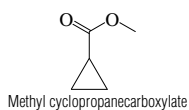


Methyl 2-chloropropanoate

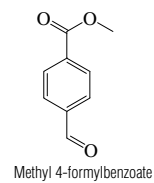
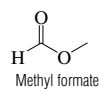
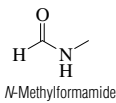
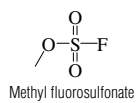
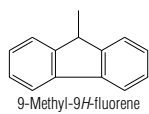
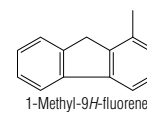
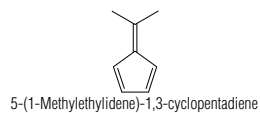
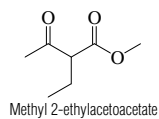
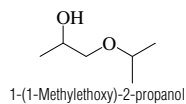
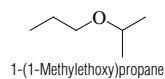
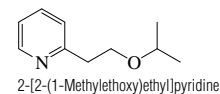
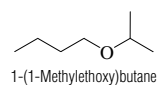
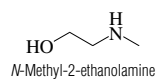
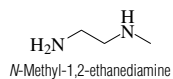
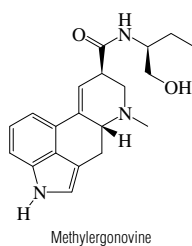
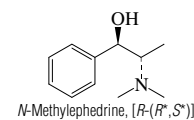
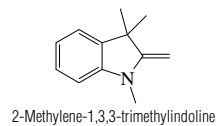
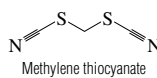
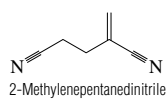
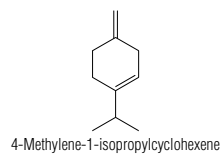
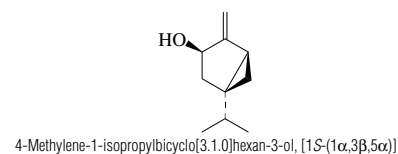
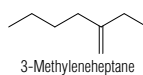
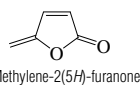
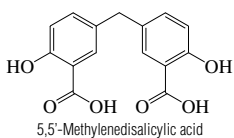
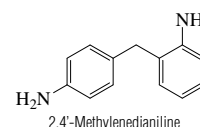
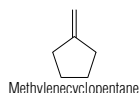
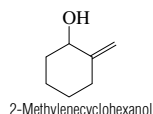
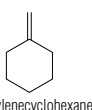
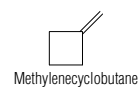
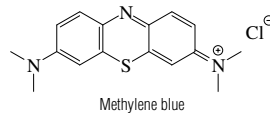
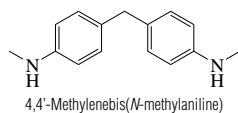
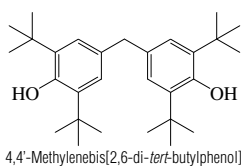
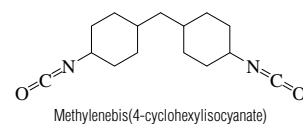
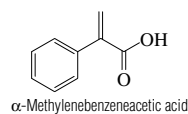
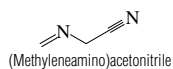
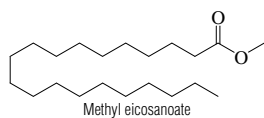
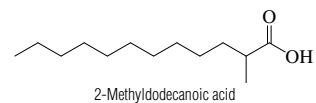
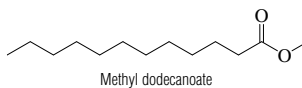
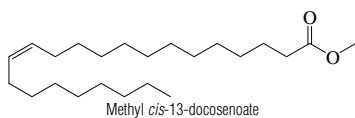
No.	Name	Synonym	Mol. Form.	CAS RN	Mol. Wt.	Physical Form	mp/°C	bp/°C	den/ g cm ⁻³	n _D	Solubility
7130	3-Methylchrysene		C ₁₉ H ₁₄	3351-31-3	242.314	lf (bz-peth)	173.3				vs EtOH
7131	5-Methylchrysene		C ₁₉ H ₁₄	3697-24-3	242.314		118.3				i H ₂ O
7132	6-Methylchrysene		C ₁₉ H ₁₄	1705-85-7	242.314		161				
7133	Methyl <i>trans</i> -cinnamate	Methyl <i>trans</i> -3-phenyl-2-propenoate	C ₁₀ H ₁₀ O ₂	1754-62-7	162.185	cry (peth, dil al)	36.5	261.9	1.042 ³⁶	1.5766 ²²	i H ₂ O; vs EtOH, eth; s ace, bz; sl chl
7134	<i>trans</i> -o-Methylcinnamic acid		C ₁₀ H ₁₀ O ₂	2373-76-4	162.185	cry (EtOH)	175				
7135	<i>trans</i> -m-Methylcinnamic acid		C ₁₀ H ₁₀ O ₂	3029-79-6	162.185	cry (w)	115				
7136	<i>trans</i> -p-Methylcinnamic acid		C ₁₀ H ₁₀ O ₂	1866-39-3	162.185		198.5				
7137	Methylthiothiazide		C ₉ H ₁₁ Cl ₂ N ₃ O ₄ S ₂	135-07-9	360.237	cry (EtOH aq)	225				i H ₂ O, bz, chl; sl MeOH; vs ace, py
7138	Methyl cyanate		C ₂ H ₃ NO	1768-34-9	57.051	unstab gas	-30	exp			
7139	Methyl cyanoacetate		C ₄ H ₅ NO ₂	105-34-0	99.089	liq	-22.5	200.5	1.1225 ²⁵	1.4176 ²⁰	vs eth, EtOH
7140	Methyl 2-cyanoacrylate	Mecrylate	C ₅ H ₇ NO ₂	137-05-3	111.100			47 ²	1.1012 ²⁰	1.4430	
7141	Methylcyclobutane		C ₅ H ₁₀	598-61-8	70.133	liq	-161.5	36.3	0.6884 ²⁰	1.3866 ²⁰	i H ₂ O; msc EtOH, eth; s ace, bz, peth
7142	Methyl cyclobutanecarboxylate		C ₆ H ₁₀ O ₂	765-85-5	114.142			135.5			
7143	2-Methyl-1,3-cyclohexadiene	4,5-Dihydrotoluene	C ₇ H ₁₀	1489-57-2	94.154			107.5	0.8260 ¹⁸	1.4662 ¹⁸	
7144	2-Methyl-2,5-cyclohexadiene-1,4-dione		C ₇ H ₆ O ₂	553-97-9	122.122	ye pl or nd	69	sub	1.08 ⁷⁵		sl H ₂ O; s EtOH, eth
7145	Methylcyclohexane		C ₇ H ₁₄	108-87-2	98.186	liq	-126.6	100.93	0.7694 ²⁰	1.4231 ²⁰	i H ₂ O; s EtOH, eth; msc ace, bz, lig
7146	Methyl cyclohexanecarboxylate		C ₈ H ₁₄ O ₂	4630-82-4	142.196			183	0.9954 ¹⁵	1.4433 ²⁰	i H ₂ O; s EtOH, eth, ace, chl
7147	α-Methylcyclohexanemethanol		C ₈ H ₁₆ O	1193-81-3	128.212			189	0.928 ²⁵	1.4656 ²⁰	vs EtOH, eth; sl ctc
7148	4-Methylcyclohexanemethanol		C ₈ H ₁₆ O	34885-03-5	128.212			75 ^{2,5}	0.9074 ²⁰	1.4617 ²⁰	
7149	1-Methylcyclohexanol		C ₇ H ₁₄ O	590-67-0	114.185		25	155; 70 ²⁵	0.9194 ²⁰	1.4595 ²⁰	i H ₂ O; s EtOH, bz, chl
7150	<i>cis</i> -2-Methylcyclohexanol		C ₇ H ₁₄ O	615-38-3	114.185		7	165	0.9360 ²⁰	1.4640 ²⁰	vs EtOH
7151	<i>trans</i> -2-Methylcyclohexanol, (±)		C ₇ H ₁₄ O	615-39-4	114.185	liq	-2.0	167.5	0.9247 ²⁰	1.4616 ²⁰	vs eth, EtOH
7152	<i>cis</i> -3-Methylcyclohexanol, (±)		C ₇ H ₁₄ O	5454-79-5	114.185	liq	-5.5	168; 94 ¹²	0.9155 ²⁰	1.4752 ²⁰	vs eth, EtOH
7153	<i>trans</i> -3-Methylcyclohexanol, (±)		C ₇ H ₁₄ O	7443-55-2	114.185	liq	-0.5	167; 84 ¹³	0.9214 ²⁰	1.4580 ²⁰	vs eth, EtOH
7154	<i>cis</i> -4-Methylcyclohexanol		C ₇ H ₁₄ O	7731-28-4	114.185	liq	-9.2	173	0.9170 ²⁰	1.4614 ²⁰	vs eth, EtOH
7155	<i>trans</i> -4-Methylcyclohexanol		C ₇ H ₁₄ O	7731-29-5	114.185			174	0.9118 ²¹	1.4561 ²⁰	sl H ₂ O; msc EtOH; s eth
7156	2-Methylcyclohexanone, (±)		C ₇ H ₁₂ O	24965-84-2	112.169	liq	-13.9	165	0.9250 ²⁰	1.4483 ²⁵	i H ₂ O; s EtOH, eth
7157	3-Methylcyclohexanone, (±)		C ₇ H ₁₂ O	625-96-7	112.169	liq	-73.5	169; 65 ¹⁵	0.9136 ²⁰	1.4456 ²⁰	i H ₂ O; s EtOH, eth
7158	4-Methylcyclohexanone		C ₇ H ₁₂ O	589-92-4	112.169	liq	-40.6	170	0.9138 ²⁰	1.4451 ²⁰	i H ₂ O; s EtOH, eth; sl ctc
7159	1-Methylcyclohexene		C ₇ H ₁₂	591-49-1	96.170	liq	-120.4	110.3	0.8102 ²⁰	1.4503 ²⁰	i H ₂ O; s eth, bz, ctc
7160	3-Methylcyclohexene, (±)		C ₇ H ₁₂	56688-75-6	96.170	liq	-115.5	104	0.7990 ²⁰	1.4414 ²⁰	vs bz, eth, chl, peth
7161	4-Methylcyclohexene		C ₇ H ₁₂	591-47-9	96.170	liq	-115.5	102.7	0.7991 ²⁰	1.4414 ²⁰	i H ₂ O; s EtOH, eth
7162	Methyl 3-cyclohexene-1-carboxylate		C ₈ H ₁₂ O ₂	6493-77-2	140.180			182; 80 ²⁰	1.0130 ²⁰	1.4610 ²⁰	
7163	2-Methyl-2-cyclohexen-1-one		C ₇ H ₁₀ O	1121-18-2	110.153			178.5	0.966 ²⁰	1.4833 ²⁰	s bz
7164	3-Methyl-2-cyclohexen-1-one		C ₇ H ₁₀ O	1193-18-6	110.153	liq	-21	201	0.9693 ²⁰	1.49475 ²⁰	msc H ₂ O; s bz
7165	3-Methylcyclopentadecanone	Muscone	C ₁₆ H ₃₀ O	541-91-3	238.408	oily liq		329; 130 ⁵	0.9221 ¹⁷	1.4802 ¹⁷	vs ace, eth, EtOH
7166	1-Methyl-1,3-cyclopentadiene		C ₆ H ₈	96-39-9	80.128	liq		73	0.81 ²⁰	1.4512 ²⁰	
7167	Methylcyclopentane		C ₆ H ₁₂	96-37-7	84.159	liq	-142.42	71.8	0.7486 ²⁰	1.4097 ²⁰	i H ₂ O; msc EtOH, eth, ace, bz, lig, ctc
7168	1-Methylcyclopentanol		C ₆ H ₁₂ O	1462-03-9	100.158	nd	36	136; 53 ³⁰	0.9044 ²³	1.4429 ²³	
7169	<i>cis</i> -2-Methylcyclopentanol		C ₆ H ₁₂ O	25144-05-2	100.158			148.5	0.9379 ¹⁶	1.4504 ¹⁶	
7170	2-Methylcyclopentanone		C ₆ H ₁₀ O	1120-72-5	98.142	liq	-75	139.5	0.9139 ²⁰	1.4364 ²⁰	s H ₂ O; vs EtOH, eth, ace
7171	3-Methylcyclopentanone, (±)		C ₆ H ₁₀ O	6195-92-2	98.142	liq	-58.4	144	0.913 ²²	1.4329 ²⁰	s H ₂ O; vs EtOH, eth, ace, HOAc
7172	1-Methylcyclopentene		C ₆ H ₁₀	693-89-0	82.143	liq	-126.5	75.5	0.7748 ²⁵	1.4322 ²⁰	
7173	3-Methylcyclopentene		C ₆ H ₁₀	1120-62-3	82.143			64.9	0.7572 ²⁵	1.4216 ²⁰	
7174	4-Methylcyclopentene		C ₆ H ₁₀	1759-81-5	82.143	liq	-160.8	65.7	0.7634 ²⁵	1.4209 ²⁰	
7175	2-Methyl-2-cyclopenten-1-one		C ₆ H ₈ O	1120-73-6	96.127			157	0.9808 ¹⁶	1.4762 ¹⁵	
7176	3-Methyl-2-cyclopenten-1-one		C ₆ H ₈ O	2758-18-1	96.127			157.5	0.9712 ²⁰	1.4714 ²⁰	



No.	Name	Synonym	Mol. Form.	CAS RN	Mol. Wt.	Physical Form	mp/°C	bp/°C	den/ g cm ⁻³	n _D	Solubility
7177	Methylcyclopropane		C ₄ H ₈	594-11-6	56.107	col gas	-177.6	0.7	0.6912 ²⁰		vs eth, EtOH
7178	Methyl cyclopropanecarboxylate		C ₅ H ₈ O ₂	2868-37-3	100.117			114.9	0.9848 ²⁰	1.4144 ¹⁹	s ace, chl
7179	α-Methylcyclopropanemethanol		C ₅ H ₁₀ O	765-42-4	86.132	liq	-32.1	123.5	0.8805 ²⁰	1.4316 ²⁰	
7180	Methyl L-cysteine hydrochloride		C ₄ H ₁₀ ClNO ₂ S	18598-63-5	171.646	cry (MeOH)	140.5				
7181	Methyl trans-2,cis-4-decadienoate		C ₁₁ H ₁₈ O ₂	4493-42-9	182.260			71 ^{0,15}	0.9128 ²²	1.4874 ²²	
7182	Methyl trans-2,trans-4-decadienoate		C ₁₁ H ₁₈ O ₂	7328-33-8	182.260			87 ¹³ , 70 ²	0.9082 ²²	1.4918 ²²	
7183	2-Methyldecane		C ₁₁ H ₂₄	6975-98-0	156.309	liq	-48.9	189.3	0.7368 ²⁰	1.4154 ²⁰	
7184	3-Methyldecane		C ₁₁ H ₂₄	13151-34-3	156.309	liq	-92.9	188.1	0.7422 ²⁰	1.4177 ²⁰	
7185	4-Methyldecane		C ₁₁ H ₂₄	2847-72-5	156.309	liq	-77.5	187		1.4352 ²⁰	
7186	Methyl decanoate		C ₁₁ H ₂₂ O ₂	110-42-9	186.292	liq	-18	224	0.8730 ²⁰	1.4259 ²⁰	i H ₂ O; vs EtOH, eth; sl ctc; msc chl
7187	Methyl demeton		C ₆ H ₁₅ O ₃ PS ₂	8022-00-2	230.285	ye liq		89 ¹⁵ , 118 ¹	1.20 ²⁰	1.5063 ²⁰	i H ₂ O; s os
7188	Methyldiborane(6)		CH ₆ B ₂	23777-55-1	41.697	unstab gas					s eth
7189	Methyl 2,3-dibromopropanoate		C ₄ H ₆ Br ₂ O ₂	1729-67-5	245.898			206	1.9333 ²⁰	1.5127 ²⁰	s EtOH
7190	Methyl dichloroacetate		C ₃ H ₄ Cl ₂ O ₂	116-54-1	142.969	liq	-51.9	142.9	1.3774 ²⁰	1.4429 ²⁰	i H ₂ O; s EtOH, ctc
7191	Methyl 2,5-dichlorobenzoate		C ₈ H ₆ Cl ₂ O ₂	2905-69-3	205.039	cry	38				
7192	Methyl (2,4-dichlorophenoxy) acetate	2,4-D methyl ester	C ₉ H ₆ Cl ₂ O ₃	1928-38-7	235.064		119	141 ¹⁸			
7193	Methyl (3,4-dichlorophenyl) carbamate	Swep	C ₉ H ₇ Cl ₂ NO ₂	1918-18-9	220.054	nd	114				
7194	Methyl 2,3-dichloropropanoate		C ₄ H ₆ Cl ₂ O ₂	3674-09-7	156.996			92 ²⁰ , 63 ¹⁰	1.3282 ²⁰		vs ace, eth, EtOH
7195	Methyldifluoroarsine		CH ₃ AsF ₂	420-24-6	127.954	liq, fumes in air	-29.7	76.5	1.924 ¹⁸		
7196	Methyldifluorophosphine	(Difluoro)methylphosphine	CH ₂ F ₂ P	753-59-3	84.006	gas	-110	-28			sl EtOH, ace
7197	Methyl 2,4-dihydroxybenzoate		C ₈ H ₈ O ₄	2150-47-2	168.148		116.5				
7198	Methyl 3,5-dihydroxybenzoate		C ₈ H ₈ O ₄	2150-44-9	168.148		165				
7199	Methyl 3,4-dimethoxybenzoate		C ₁₀ H ₁₂ O ₄	2150-38-1	196.200	nd (dil al)	60.8	283			vs bz, eth, EtOH
7200	Methyldimethoxysilane		C ₃ H ₁₀ O ₂ Si	16881-77-9	106.196			61			
7201	3-Methyl-4'-(dimethylamino) azobenzene		C ₁₅ H ₁₇ N ₃	55-80-1	239.316	oran cry	122				
7202	2-Methyl-N,N-dimethylaniline	N,N-Dimethyl- <i>o</i> -toluidine	C ₉ H ₁₃ N	609-72-3	135.206	liq	-60	194.1	0.9286 ²⁰	1.5152 ²⁰	vs eth, EtOH
7203	3-Methyl-N,N-dimethylaniline	N,N-Dimethyl- <i>m</i> -toluidine	C ₉ H ₁₃ N	121-72-2	135.206			212	0.9410 ²⁰	1.5492 ²⁰	msc EtOH, eth
7204	4-Methyl-N,N-dimethylaniline	N,N-Dimethyl- <i>p</i> -toluidine	C ₉ H ₁₃ N	99-97-8	135.206			211	0.9366 ²⁰	1.5366 ²⁰	i H ₂ O; msc EtOH, eth; s ctc
7205	Methyl 2,2-dimethylpropanoate	Methyl 2,2-dimethylpropionate	C ₆ H ₁₂ O ₂	598-98-1	116.158			101.1	0.891 ⁰	1.3905 ²⁰	vs eth, EtOH
7206	Methyl dimethylthioborane	Dimethyl(methylthio)borane	C ₃ H ₆ BS	19163-05-4	87.979	liq	-84	71			vs ace, eth
7207	2-Methyl-3,5-dinitrobenzamide	Dinitolmide	C ₈ H ₇ N ₃ O ₅	148-01-6	225.159	cry	181				
7208	1-Methyl-2,3-dinitrobenzene	2,3-Dinitrotoluene	C ₇ H ₆ N ₂ O ₄	602-01-7	182.134		63				i H ₂ O; s EtOH, eth; sl chl
7209	1-Methyl-2,4-dinitrobenzene	2,4-Dinitrotoluene	C ₇ H ₆ N ₂ O ₄	121-14-2	182.134	ye nd or mcl pr (CS ₂)	70.5	dec 300	1.3208 ⁷¹	1.442	i H ₂ O; s EtOH, eth, chl, bz; vs ace, py
7210	1-Methyl-3,5-dinitrobenzene	3,5-Dinitrotoluene	C ₇ H ₆ N ₂ O ₄	618-85-9	182.134	ye orth nd (HOAc)	93	sub	1.2772 ¹¹¹		sl H ₂ O; s EtOH, eth, bz, chl, CS ₂
7211	2-Methyl-1,3-dinitrobenzene	2,6-Dinitrotoluene	C ₇ H ₆ N ₂ O ₄	606-20-2	182.134	orth nd (al)	66.0	285	1.2833 ¹¹¹	1.479	s EtOH, chl
7212	2-Methyl-1,4-dinitrobenzene	2,5-Dinitrotoluene	C ₇ H ₆ N ₂ O ₄	619-15-8	182.134	nd (al)	52.5		1.282 ¹¹¹		s EtOH, bz; vs CS ₂
7213	4-Methyl-1,2-dinitrobenzene	3,4-Dinitrotoluene	C ₇ H ₆ N ₂ O ₄	610-39-9	182.134	ye nd (CS ₂)	59.0		1.2594 ¹¹¹		i H ₂ O; s EtOH, CS ₂ ; sl chl
7214	2-Methyl-4,6-dinitrophenol	4,6-Dinitro- <i>o</i> -cresol	C ₇ H ₆ N ₂ O ₅	534-52-1	198.133	ye pr or nd (al)	86.5				sl H ₂ O, peth; s EtOH, eth, ace, chl
7215	4-Methyl-2,6-dinitrophenol	2,6-Dinitro- <i>p</i> -cresol	C ₇ H ₆ N ₂ O ₅	609-93-8	198.133	ye nd (eth, peth)	85				i H ₂ O; s EtOH, eth, bz
7216	Methyldioctylamine	N-Methyl-N-octyl-1-octanamine	C ₁₇ H ₃₇ N	4455-26-9	255.483		-30.1	158 ¹⁰		1.4424 ²⁰	
7217	4-Methyl-1,3-dioxane		C ₆ H ₁₀ O ₂	1120-97-4	102.132	liq	-44.5	114	0.9758 ²⁰	1.4159 ²⁰	sl H ₂ O; vs os
7218	2-Methyl-1,3-dioxolane		C ₄ H ₈ O ₂	497-26-7	88.106			81.5	0.9811 ²⁰	1.4035 ¹⁷	vs H ₂ O; msc EtOH, eth
7219	4-Methyl-1,3-dioxolane		C ₄ H ₈ O ₂	1072-47-5	88.106	liq		85	0.99 ²⁰	1.3980 ²⁰	
7220	Methyldiphenylamine	N-Methyl-N-phenylbenzenamine	C ₁₃ H ₁₃ N	552-82-9	183.249	liq	-7.5	293.5	1.0476 ²⁰	1.6193 ²⁰	i H ₂ O; sl EtOH, MeOH; s ctc
7221	4-Methyl-2,4-diphenyl-1-pentene		C ₁₈ H ₂₀	6362-80-7	236.352	liq		172 ⁸ , 102 ^{0,2}	0.99 ²⁵		
7222	Methyldiphenylsilane		C ₁₃ H ₁₄ Si	776-76-1	198.336			93.5 ¹	0.996 ²⁰	1.5694 ²⁰	s ctc
7223	Methyldiphenylsilanol		C ₁₃ H ₁₄ O ₂ Si	778-25-6	214.335		167	184 ²⁴ , 148 ³	1.0840 ²⁵		s ctc, CS ₂
7224	2-Methyl-1,2-di-3-pyridinyl-1-propanone	Metrypone	C ₁₄ H ₁₄ N ₂ O	54-36-4	226.273		50.5				
7225	Methyl docosanoate	Methyl behenate	C ₂₃ H ₄₆ O ₂	929-77-1	354.610	nd (ace)	54			1.4339 ⁶⁰	vs eth, EtOH



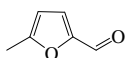
No.	Name	Synonym	Mol. Form.	CAS RN	Mol. Wt.	Physical Form	mp/°C	bp/°C	den/ g cm ⁻³	n _D	Solubility
7226	Methyl <i>cis</i> -13-docosenoate		C ₂₃ H ₄₄ O ₂	1120-34-9	352.594		-1.2	220 ⁵			
7227	Methyl dodecanoate	Methyl laurate	C ₁₃ H ₂₆ O ₂	111-82-0	214.344		5.2	267	0.8702 ²⁰	1.4319 ²⁰	i H ₂ O; msc EtOH, eth, ace, bz; s chl, ctc
7228	2-Methyldodecanoic acid		C ₁₃ H ₂₆ O ₂	2874-74-0	214.344	pl	22	153 ¹	0.890 ¹⁸		
7229	Methyl eicosanoate	Methyl arachidate	C ₂₁ H ₄₂ O ₂	1120-28-1	326.557	lf (MeOH)	54.5	215 ¹⁰		1.4317 ⁶⁰	vs bz, eth, EtOH, chl
7230	(Methyleneamino)acetonitrile		C ₃ H ₄ N ₂	109-82-0	68.077		129				
7231	α-Methylenebenzeneacetic acid	Atropic acid	C ₉ H ₈ O ₂	492-38-6	148.159	lf (al), nd (w)	106.5	dec 267			sl H ₂ O; s EtOH, eth, bz, chl, CS ₂
7232	Methylenebis(4-cyclohexylisocyanate)		C ₁₅ H ₂₂ N ₂ O ₂	5124-30-1	262.348	liq			1.066	1.4970 ²⁰	
7233	4,4'-Methylenebis[2,6-di- <i>tert</i> -butylphenol]	Bis(3,5-di- <i>tert</i> -butyl-4-hydroxyphenyl)methane	C ₂₉ H ₄₄ O ₂	118-82-1	424.658		154	289 ⁴⁰ , 250 ¹⁰			
7234	4,4'-Methylenebis(<i>N</i> -methylaniline)	<i>N,N'</i> -Dimethyl-4,4'-diaminodiphenylmethane	C ₁₅ H ₁₈ N ₂	1807-55-2	226.317						s ctc, CS ₂
7235	Methylene blue		C ₁₆ H ₁₈ ClN ₃ S	61-73-4	319.852	dk grn cry or pow (chl-eth)					s H ₂ O, EtOH, chl; i eth; sl py
7236	Methyleneclobutane		C ₆ H ₈	1120-56-5	68.118	liq	-134.7	42.2	0.7401 ²⁰	1.4210 ²⁰	
7237	Methyleneclodioxane		C ₈ H ₁₂	1192-37-6	96.170	liq	-106.7	102.5	0.8074 ²⁰	1.4523 ³⁰	i H ₂ O; s eth, bz, chl
7238	2-Methyleneclodioxane		C ₇ H ₁₂ O	4065-80-9	112.169			83 ¹³	0.955 ²⁰	1.4843 ³⁰	
7239	Methyleneclodioxane		C ₈ H ₁₀	1528-30-9	82.143			75.5	0.7787 ²⁰	1.4355 ²⁰	s bz, chl
7240	Methyleneclodioxane		C ₄ H ₄	4095-06-1	52.075	solid stab at -196					
7241	2,4'-Methylenedianiline	2,4'-Diaminodiphenylmethane	C ₁₃ H ₁₄ N ₂	1208-52-2	198.263	lf (bz)	88.5	222 ⁹			
7242	5,5'-Methylenedisalicylic acid		C ₁₅ H ₁₂ O ₆	122-25-8	288.252	nd (bz)	243.5				vs ace, eth, EtOH
7243	5-Methylene-2(5 <i>H</i>)-furanone	Protoanemonin	C ₉ H ₈ O ₂	108-28-1	96.085	pa ye oil		73 ¹¹			sl H ₂ O; s chl
7244	3-Methyleneheptane		C ₈ H ₁₆	1632-16-2	112.213			120	0.7270 ²⁰	1.4157 ²⁰	i H ₂ O; vs eth, bz, peth
7245	4-Methylene-1-isopropylbicyclo[3.1.0]hexan-3-ol, [1 <i>S</i> -(1α,3β,5α)]	4(10)-Thujene-3-ol	C ₁₀ H ₁₆ O	471-16-9	152.233			208	0.9488 ¹⁹	1.4871 ²⁵	s eth
7246	4-Methylene-1-isopropylcyclohexene		C ₁₀ H ₁₆	99-84-3	136.234			173.5	0.838 ²²	1.4754 ²²	
7247	2-Methylene-pentanedinitrile	2,4-Dicyano-1-butene	C ₆ H ₈ N ₂	1572-52-7	106.125			103 ⁵		1.4561 ²⁰	s chl
7248	Methylene thiocyanate	Dithiocyanatomethane	C ₃ H ₂ N ₂ S ₂	6317-18-6	130.191	solid	102				
7249	2-Methylene-1,3,3-trimethylindoline	Fischer's base	C ₁₂ H ₁₅ N	118-12-7	173.254			244			sl H ₂ O; s EtOH, eth, bz, chl
7250	<i>N</i> -Methylephedrine, [<i>R</i> -(<i>R</i> *, <i>S</i> *)]	(1 <i>R</i> ,2 <i>S</i>)- <i>N</i> -Methylephedrine	C ₁₁ H ₁₇ NO	552-79-4	179.259	nd or pl (al, eth)	87.5				i H ₂ O; s EtOH, eth, MeOH
7251	Methylergonovine	Methylergometrine	C ₂₀ H ₂₅ N ₃ O ₂	113-42-8	339.432	pr (MeOH, ace)	172				i H ₂ O; s EtOH, ace
7252	<i>N</i> -Methyl-1,2-ethanediamine		C ₃ H ₁₀ N ₂	109-81-9	74.124			115	0.841 ²⁵	1.4395 ²⁰	
7253	<i>N</i> -Methyl-2-ethanolamine		C ₃ H ₉ NO	109-83-1	75.109			158	0.937 ²⁰	1.4385 ²⁰	msc H ₂ O, EtOH, eth
7254	1-(1-Methylethoxy)butane	Butyl isopropyl ether	C ₇ H ₁₆ O	1860-27-1	116.201			108	0.7594 ¹⁵	1.3870 ¹⁵	i H ₂ O; s EtOH, eth, ace, con sulf
7255	2-[2-(1-Methylethoxy)ethyl]pyridine		C ₁₀ H ₁₅ NO	70715-19-4	165.232			133 ⁵⁰	0.9502 ²⁵	1.4820 ²⁵	vs H ₂ O
7256	1-(1-Methylethoxy)propane		C ₆ H ₁₄ O	627-08-7	102.174			83	0.7370 ²⁰	1.376 ²¹	sl H ₂ O; vs EtOH; s eth, ace
7257	1-(1-Methylethoxy)-2-propanol	1-Isopropoxy-2-propanol	C ₆ H ₁₄ O ₂	3944-36-3	118.174			137.5	0.879 ²⁰	1.4070 ²⁰	
7258	Methyl 2-ethylacetoacetate		C ₇ H ₁₂ O ₃	51756-08-2	144.168			182	0.995 ¹⁴		vs ace, eth, EtOH
7259	5-(1-Methylethylidene)-1,3-cyclopentadiene		C ₈ H ₁₀	2175-91-9	106.165		1.4	155; 49 ¹¹	0.881 ²⁰	1.5474 ²⁰	
7260	1-Methyl-9 <i>H</i> -fluorene		C ₁₄ H ₁₂	1730-37-6	180.245		87				
7261	9-Methyl-9 <i>H</i> -fluorene		C ₁₄ H ₁₂	2523-37-7	180.245	pr	46.5	155 ¹⁵	1.0263 ⁶⁶	1.610 ⁶⁶	i H ₂ O; s EtOH, eth, ace, bz, chl
7262	Methyl fluorosulfonate		CH ₃ FO ₃ S	421-20-5	114.096	col liq	-95	93	1.412	1.3326 ²⁰	
7263	<i>N</i> -Methylformamide		C ₂ H ₅ NO	123-39-7	59.067	liq	-3.8	199.51	1.011 ¹⁹	1.4319 ²⁰	vs H ₂ O, ace, EtOH
7264	Methyl formate		C ₂ H ₄ O ₂	107-31-3	60.052	liq	-99	31.7	0.9713 ²⁰	1.3419 ²⁰	vs H ₂ O; msc EtOH; s eth, chl, MeOH
7265	Methyl 4-formylbenzoate		C ₉ H ₈ O ₃	1571-08-0	164.158	nd (w)	63	265			
7266	2-Methylfuran		C ₅ H ₆ O	534-22-5	82.101	liq	-91.3	64.7	0.9132 ²⁰	1.4342 ²⁰	sl H ₂ O, ctc; s EtOH, eth



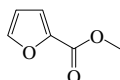
No.	Name	Synonym	Mol. Form.	CAS RN	Mol. Wt.	Physical Form	mp/°C	bp/°C	den/ g cm ⁻³	n _D	Solubility
7267	3-Methylfuran		C ₅ H ₆ O	930-27-8	82.101			65.5	0.923 ¹⁸	1.4330 ¹⁹	i H ₂ O; s EtOH, eth
7268	5-Methyl-2-furancarboxaldehyde		C ₆ H ₆ O ₂	620-02-0	110.111			187; 89 ²⁶	1.1072 ¹⁸	1.5264 ²⁰	s H ₂ O; vs EtOH; msc eth; sl ctc
7269	Methyl 2-furancarboxylate	Methyl 2-furanoate	C ₆ H ₆ O ₃	611-13-2	126.110			181.3	1.1786 ²¹	1.4860 ²⁰	i H ₂ O; s EtOH, eth, bz, chl
7270	3-Methyl-2,5-furandione		C ₅ H ₄ O ₃	616-02-4	112.084		7.5	213.5	1.2469 ¹⁶	1.4710 ²¹	vs ace, eth, EtOH
7271	<i>N</i> -Methyl-2-furanmethanamine		C ₆ H ₉ NO	4753-75-7	111.141			149	0.989 ²⁵	1.4729 ²⁰	
7272	5-Methyl-2-furanmethanol		C ₆ H ₈ O ₂	3857-25-8	112.127			dec 195; 81 ²³	1.0769 ²⁰	1.4853 ²⁰	vs eth, EtOH
7273	α -Methyl-2-furanmethanol		C ₆ H ₈ O ₂	4208-64-4	112.127			162.5	1.0739 ²⁵	1.4827 ¹⁵	
7274	5-Methyl-2(3 <i>H</i>)-furanone		C ₅ H ₆ O ₂	591-12-8	98.101	nd	18	56 ¹²	1.084 ²⁰	1.4476 ²⁰	s H ₂ O, EtOH, eth, CS ₂ ; sl ctc
7275	5-Methyl-2(5 <i>H</i>)-furanone		C ₅ H ₆ O ₂	591-11-7	98.101		<-17	209; 98 ¹⁵	1.0810 ²⁰	1.4454 ²⁰	msc H ₂ O; s EtOH, eth
7276	Methylgermane		CH ₃ Ge	1449-65-6	90.70	col gas	-158	-23			
7277	Methyl β - <i>D</i> -glucopyranoside		C ₇ H ₁₄ O ₆	709-50-2	194.182			109			s H ₂ O
7278	Methyl α - <i>D</i> -glucopyranoside	α -Methylglucoside	C ₇ H ₁₄ O ₆	97-30-3	194.182	orth nd (al)	168	200 ^{9,2}	1.46 ³⁰		vs H ₂ O
7279	3-Methylglutaric acid	3-Methylpentanedioic acid	C ₆ H ₁₀ O ₄	626-51-7	146.141			87	166 ^{0,5}		s H ₂ O, EtOH, eth; sl bz, chl; i lig
7280	Methyl Green		C ₂₇ H ₃₅ BrClN ₃	14855-76-6	516.944	grn pow (al)					vs H ₂ O
7281	Methyl heptadecanoate		C ₁₈ H ₃₆ O ₂	1731-92-6	284.478	pl (al)	30	185 ⁹ , 152 ^{0,5}			i H ₂ O; s EtOH, ace, ctc; vs eth, bz
7282	Methyl heptafluorobutanoate		C ₅ H ₃ F ₇ O ₂	356-24-1	228.066	liq	-86	80	1.483 ²⁰	1.295 ²⁰	sl H ₂ O; s eth, ace
7283	6-Methyl-2-heptanamine, (\pm)	Octodrine	C ₈ H ₁₉ N	5984-58-7	129.244	visc liq		155	0.767 ²⁵	1.4209 ²⁰	
7284	<i>N</i> -Methyl-2-heptanamine		C ₈ H ₁₉ N	540-43-2	129.244			155			
7285	2-Methylheptane		C ₈ H ₁₈	592-27-8	114.229	liq	-109.02	117.66	0.6980 ²⁰	1.3949 ²⁰	i H ₂ O; msc EtOH, ace, bz; s eth, ctc
7286	3-Methylheptane		C ₈ H ₁₈	589-81-1	114.229	col liq	-120.48	118.9	0.7017 ²⁵	1.3961 ²⁵	i H ₂ O; s EtOH, eth; msc ace, bz, chl
7287	4-Methylheptane		C ₈ H ₁₈	589-53-7	114.229	liq	-121.0	117.72	0.7046 ²⁰	1.3979 ²⁰	i H ₂ O; s eth; msc EtOH, ace, bz
7288	Methyl heptanoate		C ₈ H ₁₆ O ₂	106-73-0	144.212	liq	-56	174	0.8815 ²⁰	1.4152 ²⁰	sl H ₂ O, ctc, ace; s EtOH, eth
7289	2-Methyl-1-heptanol, (\pm)		C ₈ H ₁₈ O	111675-77-5	130.228	col liq	-112	175.6	0.8022 ²⁰	1.424 ²⁰	
7290	3-Methyl-1-heptanol		C ₈ H ₁₈ O	1070-32-2	130.228	liq	-90	186; 101 ²⁰	0.824 ²⁴	1.4295 ²⁵	
7291	4-Methyl-1-heptanol		C ₈ H ₁₈ O	817-91-4	130.228			188	0.8065 ²⁵	1.4253 ²⁵	vs EtOH
7292	5-Methyl-1-heptanol, (\pm)		C ₈ H ₁₈ O	111767-95-4	130.228	col liq	-104	186.6	0.8153 ²⁵	1.4272 ²⁵	
7293	6-Methyl-1-heptanol	Isooctyl alcohol	C ₈ H ₁₈ O	1653-40-3	130.228	liq	-106	188; 95.8 ²⁰	0.8176 ²⁵	1.4251 ²⁵	i H ₂ O; s EtOH, eth
7294	2-Methyl-2-heptanol		C ₈ H ₁₈ O	625-25-2	130.228	liq	-50.4	156	0.8142 ²⁰	1.4250 ²⁰	i H ₂ O; s EtOH, eth
7295	3-Methyl-2-heptanol		C ₈ H ₁₈ O	31367-46-1	130.228			166.1	0.8177 ²⁵	1.4199 ²⁵	i H ₂ O; s EtOH, eth, ctc
7296	4-Methyl-2-heptanol		C ₈ H ₁₈ O	56298-90-9	130.228	col liq	-102	171.6	0.8027 ²⁰	1.424 ²⁰	
7297	5-Methyl-2-heptanol		C ₈ H ₁₈ O	54630-50-1	130.228	liq	-61	170	0.8174 ²¹		
7298	6-Methyl-2-heptanol		C ₈ H ₁₈ O	4730-22-7	130.228	liq	-105	174	0.8218 ²⁰	1.4238 ¹⁰	
7299	2-Methyl-3-heptanol, (\pm)		C ₈ H ₁₈ O	100296-26-2	130.228	liq	-85	167.5	0.8235 ²⁰	1.4265 ²⁰	sl H ₂ O; s EtOH, eth, ctc
7300	3-Methyl-3-heptanol	2-Ethyl-2-hexanol	C ₈ H ₁₈ O	5582-82-1	130.228	liq	-83	163	0.8282 ²⁰	1.4279 ²⁰	i H ₂ O; s EtOH, eth, ctc
7301	4-Methyl-3-heptanol		C ₈ H ₁₈ O	14979-39-6	130.228	liq	-123	170	0.827 ²⁵	1.4300 ²⁰	
7302	5-Methyl-3-heptanol		C ₈ H ₁₈ O	18720-65-5	130.228	liq	-91.2	172	0.8425 ²⁵	1.433 ²⁴	
7303	6-Methyl-3-heptanol, (\pm)		C ₈ H ₁₈ O	100295-85-0	130.228	col liq	-61	169	0.8220 ²⁰	1.4254 ²⁰	
7304	2-Methyl-4-heptanol		C ₈ H ₁₈ O	21570-35-4	130.228	liq	-81	164	0.8207 ²⁰	1.4203	vs eth, EtOH
7305	3-Methyl-4-heptanol		C ₈ H ₁₈ O	1838-73-9	130.228	liq		164.7	0.8329 ²⁵	1.4211 ²⁵	sl H ₂ O; s EtOH, eth, ctc
7306	4-Methyl-4-heptanol		C ₈ H ₁₈ O	598-01-6	130.228	liq	-82	161	0.8248 ²⁰	1.4258 ²⁰	i H ₂ O; s EtOH, eth, ctc
7307	6-Methyl-2-heptanol acetate		C ₁₀ H ₂₀ O ₂	67952-57-2	172.265			187	0.8474 ²⁰	1.413 ²⁰	vs EtOH
7308	6-Methyl-2-heptanone		C ₈ H ₁₆ O	928-68-7	128.212			167	0.8151 ²⁰	1.4162 ²⁰	sl H ₂ O; vs EtOH, eth; msc ace, bz, chl
7309	5-Methyl-3-heptanone		C ₈ H ₁₆ O	541-85-5	128.212	liq		161			
7310	6-Methyl-3-heptanone		C ₈ H ₁₆ O	624-42-0	128.212			164	0.8304 ²⁰	1.4209 ²⁰	i H ₂ O; s EtOH, eth, bz, ctc
7311	2-Methyl-4-heptanone	Isobutyl propyl ketone	C ₈ H ₁₆ O	626-33-5	128.212			154	0.813 ²²		i H ₂ O; s EtOH, eth



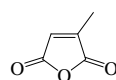
3-Methylfuran



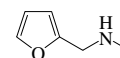
5-Methyl-2-furancarboxaldehyde



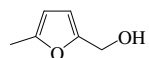
Methyl 2-furancarboxylate



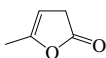
3-Methyl-2,5-furandione



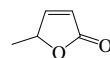
N-Methyl-2-furanmethanamine



5-Methyl-2-furanmethanol

 α -Methyl-2-furanmethanol

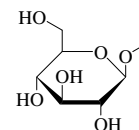
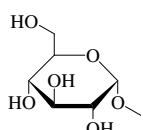
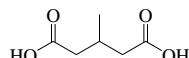
5-Methyl-2(3H)-furanone



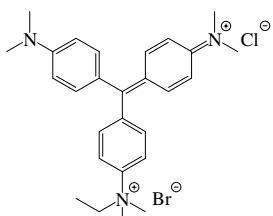
5-Methyl-2(5H)-furanone



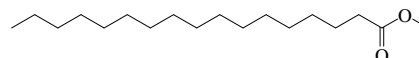
Methylgermane

Methyl β -D-glucopyranosideMethyl α -D-glucopyranoside

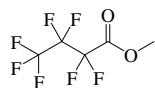
3-Methylglutaric acid



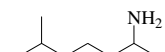
Methyl Green



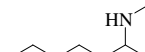
Methyl heptadecanoate



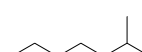
Methyl heptafluorobutanoate



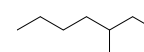
6-Methyl-2-heptanamine, (+)



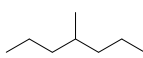
N-Methyl-2-heptanamine



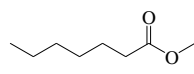
2-Methylheptane



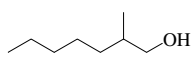
3-Methylheptane



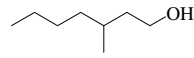
4-Methylheptane



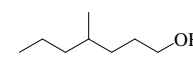
Methyl heptanoate



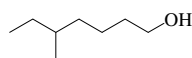
2-Methyl-1-heptanol, (+)



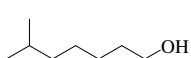
3-Methyl-1-heptanol



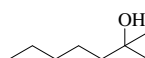
4-Methyl-1-heptanol



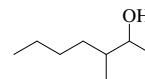
5-Methyl-1-heptanol, (+)



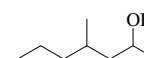
6-Methyl-1-heptanol



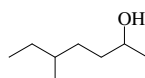
2-Methyl-2-heptanol



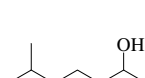
3-Methyl-2-heptanol



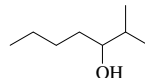
4-Methyl-2-heptanol



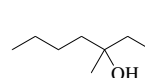
5-Methyl-2-heptanol



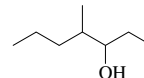
6-Methyl-2-heptanol



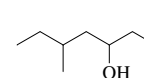
2-Methyl-3-heptanol, (+)



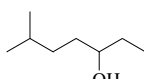
3-Methyl-3-heptanol



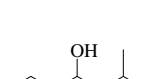
4-Methyl-3-heptanol



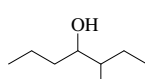
5-Methyl-3-heptanol



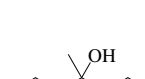
6-Methyl-3-heptanol, (+)



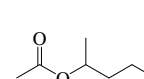
2-Methyl-4-heptanol



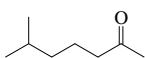
3-Methyl-4-heptanol



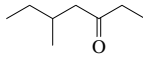
4-Methyl-4-heptanol



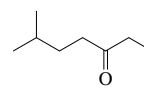
6-Methyl-2-heptanol acetate



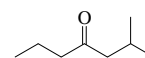
6-Methyl-2-heptanone



5-Methyl-3-heptanone

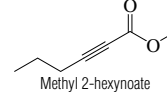
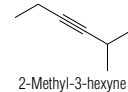
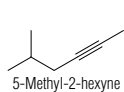
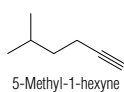
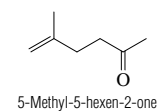
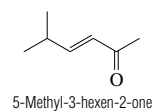
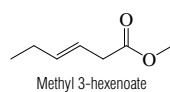
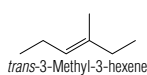
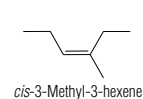
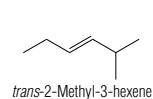
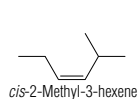
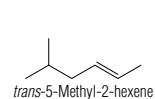
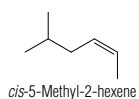
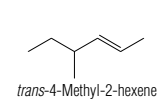
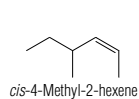
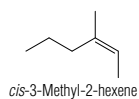
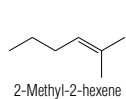
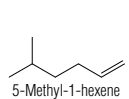
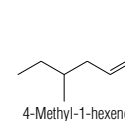
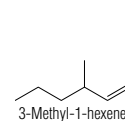
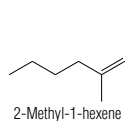
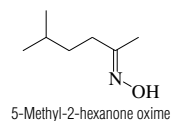
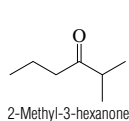
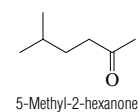
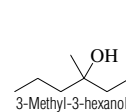
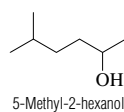
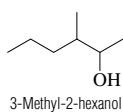
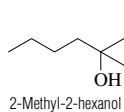
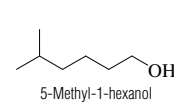
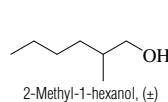
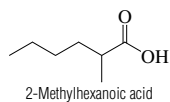
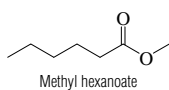
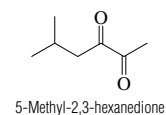
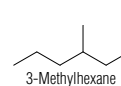
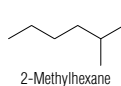
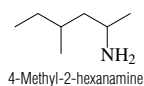
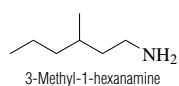
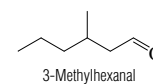
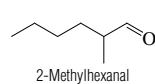
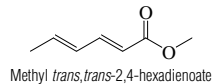
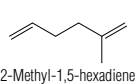
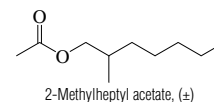
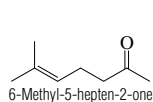
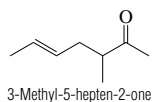
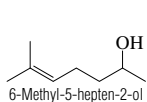
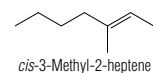
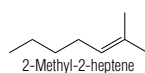
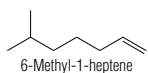
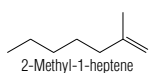


6-Methyl-3-heptanone

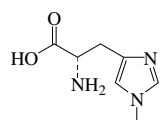


2-Methyl-4-heptanone

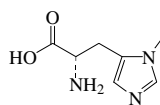
No.	Name	Synonym	Mol. Form.	CAS RN	Mol. Wt.	Physical Form	mp/°C	bp/°C	den/ g cm ⁻³	n _D	Solubility
7312	2-Methyl-1-heptene		C ₈ H ₁₆	15870-10-7	112.213	liq	-90	119.3	0.7104 ²⁵	1.4123 ²⁰	
7313	6-Methyl-1-heptene		C ₈ H ₁₆	5026-76-6	112.213			113.2	0.7079 ²⁵	1.4070 ²⁰	
7314	2-Methyl-2-heptene		C ₈ H ₁₆	627-97-4	112.213			122.6	0.7200 ²⁵	1.4170 ²⁰	i H ₂ O; s eth, bz, ctc, chl
7315	<i>cis</i> -3-Methyl-2-heptene		C ₈ H ₁₆	22768-19-0	112.213			122	0.725 ²⁵	1.419 ²⁰	
7316	6-Methyl-5-hepten-2-ol		C ₈ H ₁₆ O	1569-60-4	128.212			175	0.8545 ²⁰	1.4505 ²⁰	
7317	3-Methyl-5-hepten-2-one		C ₈ H ₁₄ O	38552-72-6	126.196			63 ²⁰	0.8463 ¹⁸	1.4345 ¹⁸	
7318	6-Methyl-5-hepten-2-one		C ₈ H ₁₄ O	110-93-0	126.196		173.5		0.8546 ¹⁶	1.4445 ²⁰	vs eth, EtOH
7319	2-Methylheptyl acetate, (±)		C ₁₀ H ₂₀ O ₂	74112-36-0	172.265			195	0.8626 ¹⁴	1.4146 ²⁰	vs eth, EtOH
7320	2-Methyl-1,5-hexadiene		C ₇ H ₁₂	4049-81-4	96.170	liq	-128.8	88.1	0.7153 ²⁵	1.4183 ²⁰	
7321	Methyl <i>trans,trans</i> -2,4-hexadienoate	Methyl sorbate	C ₇ H ₁₀ O ₂	689-89-4	126.153	lf	15	180; 70 ²⁰	0.9777 ²⁰	1.5025 ²²	i H ₂ O; s EtOH, eth
7322	2-Methylhexanal		C ₇ H ₁₄ O	925-54-2	114.185	liq		141; 132 ⁶⁰			
7323	3-Methylhexanal	3-Methylcaproaldehyde	C ₇ H ₁₄ O	19269-28-4	114.185			143	0.8203 ²⁰	1.4122 ²⁰	i H ₂ O; s EtOH, eth
7324	3-Methyl-1-hexanamine		C ₇ H ₁₇ N	65530-93-0	115.217			149; 67 ⁴⁵	0.772 ²⁶	1.4249 ²⁵	
7325	4-Methyl-2-hexanamine		C ₇ H ₁₇ N	105-41-9	115.217			132.5	0.7655 ²⁰	1.4150 ²⁵	sl H ₂ O; vs EtOH, eth, chl, dil acid
7326	2-Methylhexane		C ₇ H ₁₆	591-76-4	100.202	liq	-118.2	90.04	0.6787 ²⁰	1.3848 ²⁰	i H ₂ O; s EtOH; msc eth, ace, bz, lig, chl
7327	3-Methylhexane		C ₇ H ₁₆	78918-91-9	100.202	liq	-119.4	92	0.687 ²¹	1.3854 ²⁵	i H ₂ O; s EtOH; msc eth, ace, bz, lig, chl
7328	5-Methyl-2,3-hexanedione	2-Methylhexa-4,5-dione	C ₇ H ₁₂ O ₂	13706-86-0	128.169			138	0.908 ²²	1.4119 ²⁰	
7329	Methyl hexanoate	Methyl caproate	C ₇ H ₁₄ O ₂	106-70-7	130.185	liq	-71	149.5	0.8846 ²⁰	1.4049 ²⁰	i H ₂ O; vs EtOH, eth; s ace, bz, ctc
7330	2-Methylhexanoic acid		C ₇ H ₁₄ O ₂	4536-23-6	130.185			215.5	0.918 ²⁰	1.4193 ²⁰	vs ace, bz, eth, EtOH
7331	2-Methyl-1-hexanol, (±)		C ₇ H ₁₆ O	111768-04-8	116.201			164; 71 ¹⁵	0.826 ²⁰	1.4226 ²⁰	vs eth, EtOH
7332	5-Methyl-1-hexanol		C ₇ H ₁₆ O	627-98-5	116.201			169; 54 ¹⁵	0.8192 ²⁴	1.4175 ²⁰	vs eth, EtOH
7333	2-Methyl-2-hexanol		C ₇ H ₁₆ O	625-23-0	116.201			143	0.8119 ²⁰	1.4175 ²⁰	sl H ₂ O; msc EtOH, eth
7334	3-Methyl-2-hexanol		C ₇ H ₁₆ O	2313-65-7	116.201			151; 80 ³²	0.8220 ²⁵	1.4198 ¹⁸	i H ₂ O; vs EtOH, eth; s ace
7335	5-Methyl-2-hexanol		C ₇ H ₁₆ O	627-59-8	116.201			151; 78 ²⁸	0.814 ²⁰	1.4180 ²⁰	sl H ₂ O; s EtOH, eth
7336	3-Methyl-3-hexanol		C ₇ H ₁₆ O	597-96-6	116.201			143	0.8233 ²⁰	1.4231 ²⁰	sl H ₂ O; s EtOH, eth, ctc
7337	5-Methyl-2-hexanone	Methyl isopentyl ketone	C ₇ H ₁₄ O	110-12-3	114.185			144	0.888 ²⁰	1.4062 ²⁰	sl H ₂ O; msc EtOH; vs ace, bz; s ctc
7338	2-Methyl-3-hexanone	Propyl isopropyl ketone	C ₇ H ₁₄ O	7379-12-6	114.185			135	0.8091 ²⁰	1.4042 ²⁰	s EtOH, eth, chl; vs ace
7339	5-Methyl-2-hexanone oxime		C ₇ H ₁₅ NO	624-44-2	129.200			195.5	0.8881 ²⁰	1.4448 ²⁰	sl chl
7340	2-Methyl-1-hexene		C ₇ H ₁₄	6094-02-6	98.186	liq	-102.8	92	0.7000 ²⁰	1.4035 ²⁰	
7341	3-Methyl-1-hexene		C ₇ H ₁₄	3404-61-3	98.186			83.9	0.6871 ²⁵	1.3965 ²⁰	
7342	4-Methyl-1-hexene		C ₇ H ₁₄	3769-23-1	98.186	liq	-141.5	86.7	0.6942 ²⁵	1.4000 ²⁰	
7343	5-Methyl-1-hexene		C ₇ H ₁₄	3524-73-0	98.186			85.3	0.6877 ²⁵	1.3967 ²⁰	
7344	2-Methyl-2-hexene		C ₇ H ₁₄	2738-19-4	98.186	liq	-130.4	95.4	0.7038 ²⁵	1.4106 ²⁰	
7345	<i>cis</i> -3-Methyl-2-hexene		C ₇ H ₁₄	10574-36-4	98.186	liq	-118.5	95.6	0.712 ²⁰	1.4126 ²⁰	
7346	<i>cis</i> -4-Methyl-2-hexene		C ₇ H ₁₄	3683-19-0	98.186			86.3	0.6952 ²⁵	1.4026 ²⁰	
7347	<i>trans</i> -4-Methyl-2-hexene		C ₇ H ₁₄	3683-22-5	98.186	liq	-125.7	87.6	0.6925 ²⁵	1.4025 ²⁰	
7348	<i>cis</i> -5-Methyl-2-hexene		C ₇ H ₁₄	13151-17-2	98.186			89.5	0.697 ²⁵	1.404 ²⁰	
7349	<i>trans</i> -5-Methyl-2-hexene		C ₇ H ₁₄	7385-82-2	98.186	liq	-124.3	88.1	0.6883 ²⁵	1.4006 ²⁰	
7350	<i>cis</i> -2-Methyl-3-hexene		C ₇ H ₁₄	15840-60-5	98.186			86	0.690 ²⁵	1.401 ²⁰	
7351	<i>trans</i> -2-Methyl-3-hexene		C ₇ H ₁₄	692-24-0	98.186	liq	-141.6	85.9	0.6853 ²⁵	1.4001 ²⁰	
7352	<i>cis</i> -3-Methyl-3-hexene		C ₇ H ₁₄	4914-89-0	98.186			95.4	0.7079 ²⁵	1.4126 ²⁰	
7353	<i>trans</i> -3-Methyl-3-hexene		C ₇ H ₁₄	3899-36-3	98.186			93.5	0.7050 ²⁵	1.4109 ²⁰	
7354	Methyl 3-hexenoate		C ₇ H ₁₂ O ₂	2396-78-3	128.169			67 ³⁴	0.9132 ²⁵	1.4240 ²³	
7355	5-Methyl-3-hexen-2-one	2-Oxo-5-methylhex-3-ene	C ₇ H ₁₂ O	5166-53-0	112.169			77 ³⁰ , 65 ¹³	0.8549 ²⁸	1.4395 ²²	
7356	5-Methyl-5-hexen-2-one		C ₇ H ₁₂ O	3240-09-3	112.169			150	0.8460 ²⁰	1.4348 ²⁰	vs ace, eth, EtOH
7357	5-Methyl-1-hexyne		C ₇ H ₁₂	2203-80-7	96.170	liq	-125	92	0.7274 ²⁰	1.4059 ²⁰	i H ₂ O; s EtOH, eth, bz, chl, peth
7358	5-Methyl-2-hexyne		C ₇ H ₁₂	53566-37-3	96.170	liq	-92.9	102.5	0.7378 ²⁰	1.4176 ²⁰	i H ₂ O; s eth, ace, bz, chl, peth
7359	2-Methyl-3-hexyne		C ₇ H ₁₂	36566-80-0	96.170	liq	-116.7	95.2	0.7263 ²⁰	1.4120 ²⁰	vs bz, eth, chl, peth
7360	Methyl 2-hexynoate		C ₇ H ₁₀ O ₂	18937-79-6	126.153			80 ²³	0.9648 ²⁵		



No.	Name	Synonym	Mol. Form.	CAS RN	Mol. Wt.	Physical Form	mp/°C	bp/°C	den/ g cm ⁻³	n _D	Solubility
7361	L-1-Methylhistidine		C ₇ H ₁₁ N ₃ O ₂	332-80-9	169.181	pl (DMF aq)	249				
7362	L-3-Methylhistidine		C ₇ H ₁₁ N ₃ O ₂	368-16-1	169.181		250				
7363	Methylhydrazine		CH ₃ N ₂	60-34-4	46.072	liq	-52.36	87.5		1.4325 ²⁰	s H ₂ O, eth, ctc; msc EtOH; i lig
7364	Methyl hydrazinecarboxylate	Methyl carbazate	C ₂ H ₆ N ₂ O ₂	6294-89-9	90.081		73	108 ¹²			s H ₂ O, EtOH; sl bz; i peth
7365	Methyl hydrogen succinate	Monomethyl succinate	C ₆ H ₈ O ₄	3878-55-5	132.116		58	151 ²⁰ , 122 ⁴			s H ₂ O
7366	Methyl hydroperoxide	Methyl hydrogen peroxide	CH ₃ O ₂	3031-73-0	48.042	liq	-72	86; 39 ⁶⁵	1.9967 ¹⁵	1.3641 ¹⁵	vs H ₂ O, bz, eth, EtOH
7367	Methyl hydroxyacetate		C ₃ H ₆ O ₃	96-35-5	90.078			149; 52 ¹⁷	1.1677 ¹⁸		s H ₂ O; msc EtOH, eth
7368	Methyl 3-hydroxybenzoate		C ₉ H ₈ O ₃	19438-10-9	152.148	nd (bz-peth)	73	281; 178 ¹⁷	1.1528 ¹⁰⁰		s EtOH, bz, peth; sl chl
7369	Methyl 4-hydroxybenzoate	Methylparaben	C ₉ H ₈ O ₃	99-76-3	152.148	nd (dil al)	131	dec 275			sl H ₂ O; vs EtOH, eth, ace; s tfa
7370	Methyl α-hydroxydiphenylacetate	Methyl diphenylglycolate	C ₁₅ H ₁₄ O ₃	76-89-1	242.270	mcl or tcl cry (al)	75.8	187 ¹³			vs eth, EtOH
7371	O-Methylhydroxylamine	Methoxyamine	CH ₃ NO	67-62-9	47.057			49			
7372	O-Methylhydroxylamine hydrochloride	Methoxyamine hydrochloride	CH ₃ ClNO	593-56-6	83.518	pr	150.0				vs H ₂ O, EtOH
7373	Methyl 4-hydroxy-3-methoxybenzoate		C ₉ H ₁₀ O ₄	3943-74-6	182.173	nd (dil al)	64	286			s EtOH, peth; sl chl
7374	Methyl 2-hydroxy-3-methylbenzoate		C ₉ H ₁₀ O ₃	23287-26-5	166.173		29	235	1.1683 ²⁵	1.5354 ¹⁶	
7375	Methyl 2-hydroxy-5-methylbenzoate		C ₉ H ₁₀ O ₃	22717-57-3	166.173	liq	-1	244.5	1.1673 ²⁵	1.5351 ¹⁵	
7376	Methyl 2-hydroxy-2-methylpropanoate	Methyl 2-methyl lactate	C ₅ H ₁₀ O ₃	2110-78-3	118.131			137		1.4056 ²⁰	vs H ₂ O, EtOH
7377	Methyl 3-hydroxy-2-naphthalenecarboxylate	Methyl 3-hydroxy-2-naphthoate	C ₁₂ H ₁₀ O ₃	883-99-8	202.205	pa ye orth nd (dil MeOH)	75.5	206			i H ₂ O; s EtOH
7378	Methyl α-hydroxyphenylacetate, (±)	(±)-Methyl mandelate	C ₉ H ₁₀ O ₃	4358-87-6	166.173	pl (bz-lig)	58	dec 250; 144 ²⁰	1.1756 ²⁰		vs EtOH, chl
7379	1-Methylimidazol		C ₄ H ₈ N ₂	616-47-7	82.104	liq	-6	195.5	1.0325 ²⁰	1.4970 ²⁰	vs H ₂ O, ace, eth, EtOH
7380	2-Methyl-1H-imidazole		C ₄ H ₈ N ₂	693-98-1	82.104		144	267			vs H ₂ O, EtOH
7381	4-Methyl-1H-imidazole		C ₄ H ₈ N ₂	822-36-6	82.104		56	263	1.0416 ¹⁴	1.5037 ¹⁴	vs H ₂ O, EtOH
7382	N-Methyliminodiacetic acid	N-(Carboxymethyl)-N-methylglycine	C ₅ H ₉ NO ₄	4408-64-4	147.130	cry (w)	226				s H ₂ O; i EtOH, eth
7383	1-Methyl-1H-indene		C ₁₀ H ₁₀	767-59-9	130.186			199; 82 ¹⁵	0.970 ²⁵	1.5616 ²⁰	
7384	2-Methyl-1H-indene		C ₁₀ H ₁₀	2177-47-1	130.186		80	208	0.974 ²⁵	1.5652 ²⁰	i H ₂ O; s eth, ace, bz
7385	3-Methyl-1H-indene		C ₁₀ H ₁₀	767-60-2	130.186			198	0.972 ²⁵	1.5621 ²⁰	i H ₂ O; s eth, ace, bz
7386	1-Methyl-1H-indole		C ₉ H ₉ N	603-76-9	131.174			237	1.0707 ²⁵		i H ₂ O; s EtOH, eth, bz
7387	2-Methyl-1H-indole		C ₉ H ₉ N	95-20-5	131.174	pl (dil al) nd or lf (w)	61	272	1.07 ²⁰		sl H ₂ O; vs EtOH, eth; s ace, bz
7388	3-Methyl-1H-indole	Skatole	C ₉ H ₉ N	83-34-1	131.174	lf (lig)	97.5	266			s H ₂ O, EtOH, eth, ace, bz, chl
7389	5-Methyl-1H-indole		C ₉ H ₉ N	614-96-0	131.174		60	267	1.0202 ⁷⁸		s H ₂ O, EtOH, eth, bz, lig
7390	7-Methyl-1H-indole		C ₉ H ₉ N	933-67-5	131.174		85	266	1.0202 ¹⁰⁰		
7391	Methyl 2-iodobenzoate		C ₈ H ₇ I O ₂	610-97-9	262.045			280; 146 ¹⁶		1.6052 ²⁰	s EtOH
7392	Methyl 3-iodobenzoate		C ₈ H ₇ I O ₂	618-91-7	262.045	nd (dil al)	54.5	277; 150 ¹⁸			i H ₂ O, lig; s EtOH; vs eth, ace
7393	Methyl 4-iodobenzoate		C ₈ H ₇ I O ₂	619-44-3	262.045	nd (eth-al)	114.8	sub	2.0200 ¹⁰		s EtOH, eth
7394	5-Methyl-1,3-isobenzofurandione		C ₉ H ₆ O ₃	19438-61-0	162.142		93.0	295			
7395	Methyl isobutanoate		C ₅ H ₁₀ O ₂	547-63-7	102.132	liq	-84.7	92.5	0.8906 ²⁰	1.3840 ²⁰	sl H ₂ O; msc EtOH, eth; s ace, ctc
7396	Methyl isocyanate		C ₂ H ₃ NO	624-83-9	57.051	liq	-45	39.5	0.9230 ²⁷	1.3419 ¹⁸	vs H ₂ O
7397	2-Methyl-1H-isindole-1,3(2H)-dione		C ₉ H ₇ NO ₂	550-44-7	161.158	nd (al), lf (sub)	134	286			i H ₂ O; sl EtOH
7398	Methyl isopentanoate	Methyl isovalerate	C ₆ H ₁₂ O ₂	556-24-1	116.158			116.5	0.8808 ²⁰	1.3927 ²⁰	i H ₂ O; vs EtOH, eth, ace
7399	6-Methyl-N-isopentyl-2-heptanamine	Octamylamine	C ₁₃ H ₂₉ N	502-59-0	199.376			100 ⁷			
7400	2-Methyl-5-isopropylaniline		C ₁₀ H ₁₅ N	2051-53-8	149.233	liq	-16	241	0.9942 ²⁰	1.5387 ²⁰	s ctc, CS ₂
7401	α-Methyl-4-isopropylbenzenepropanal	3-ρ-Cumenyl-2-methylpropionaldehyde	C ₁₃ H ₁₈ O	103-95-7	190.281			270; 135 ⁹⁹	0.9459 ²⁰	1.5068 ²⁰	vs bz, eth, EtOH
7402	2-Methyl-5-isopropylbicyclo[3.1.0]hex-2-ene		C ₁₀ H ₁₆	2867-05-2	136.234			151	0.8301 ²⁰	1.4515 ²⁰	



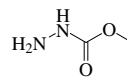
L-1-Methylhistidine



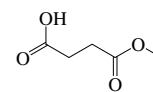
L-3-Methylhistidine



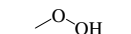
Methylhydrazine



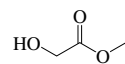
Methyl hydrazinecarboxylate



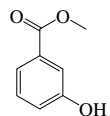
Methyl hydrogen succinate



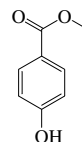
Methyl hydroperoxide



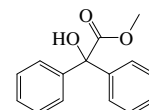
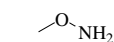
Methyl hydroxyacetate



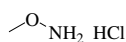
Methyl 3-hydroxybenzoate



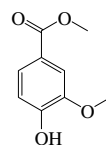
Methyl 4-hydroxybenzoate

Methyl α -hydroxydiphenylacetate

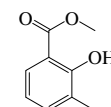
O-Methylhydroxylamine



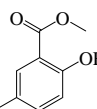
O-Methylhydroxylamine hydrochloride



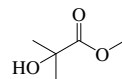
Methyl 4-hydroxy-3-methoxybenzoate



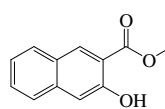
Methyl 2-hydroxy-3-methylbenzoate



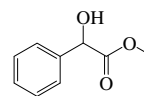
Methyl 2-hydroxy-5-methylbenzoate



Methyl 2-hydroxy-2-methylpropanoate



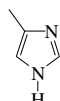
Methyl 3-hydroxy-2-naphthalenecarboxylate

Methyl α -hydroxyphenylacetate, (\pm)

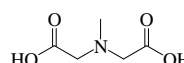
1-Methylimidazole



2-Methyl-1H-imidazole



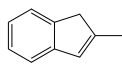
4-Methyl-1H-imidazole



N-Methyliminodiacetic acid



1-Methyl-1H-indene



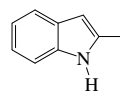
2-Methyl-1H-indene



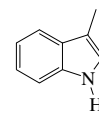
3-Methyl-1H-indene



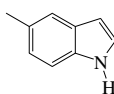
1-Methyl-1H-indole



2-Methyl-1H-indole



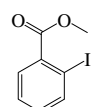
3-Methyl-1H-indole



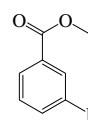
5-Methyl-1H-indole



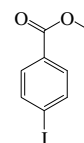
7-Methyl-1H-indole



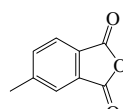
Methyl 2-iodobenzoate



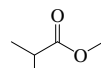
Methyl 3-iodobenzoate



Methyl 4-iodobenzoate



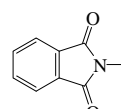
5-Methyl-1,3-isobenzofurandione



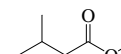
Methyl isobutanoate



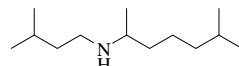
Methyl isocyanate



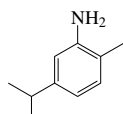
2-Methyl-1H-isindole-1,3(2H)-dione



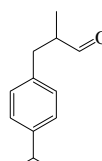
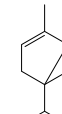
Methyl isopentanoate



6-Methyl-N-isopentyl-2-heptanamine

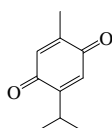


2-Methyl-5-isopropylaniline

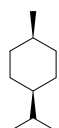
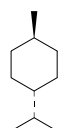
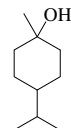
 α -Methyl-4-isopropylbenzenepropanal

2-Methyl-5-isopropylbicyclo[3.1.0]hex-2-ene

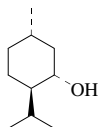
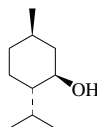
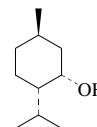
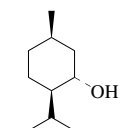
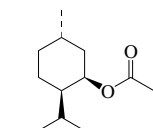
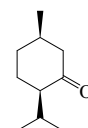
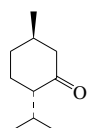
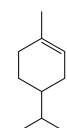
No.	Name	Synonym	Mol. Form.	CAS RN	Mol. Wt.	Physical Form	mp/°C	bp/°C	den/ g cm ⁻³	n _D	Solubility
7403	2-Methyl-5-isopropyl-2,5-cyclohexadiene-1,4-dione		C ₁₀ H ₁₂ O ₂	490-91-5	164.201		45.5	232			s chl
7404	<i>cis</i> -1-Methyl-4-isopropylcyclohexane		C ₁₀ H ₂₀	6069-98-3	140.266	liq	-89.9	172	0.8039 ²⁰	1.4431 ²⁰	i H ₂ O; vs EtOH, eth; s bz, peth
7405	<i>trans</i> -1-Methyl-4-isopropylcyclohexane	<i>trans-p</i> -Menthane	C ₁₀ H ₂₀	1678-82-6	140.266	oil	-86.3	170.6	0.7928 ²⁰	1.4366 ²⁰	vs bz, eth, EtOH, lig
7406	1-Methyl-4-isopropylcyclohexanol		C ₁₀ H ₂₀ O	21129-27-1	156.265			208.5	0.90 ²⁰	1.4619 ²⁰	
7407	5-Methyl-2-isopropylcyclohexanol, [1 <i>S</i> -(1 α ,2 β ,5 α)]-	(+)-Menthol	C ₁₀ H ₂₀ O	15356-60-2	156.265		39	103 ⁹			vs ace, bz, eth, EtOH
7408	5-Methyl-2-isopropylcyclohexanol, [1 <i>R</i> -(1 α ,2 β ,5 α)]-	(-)-Menthol	C ₁₀ H ₂₀ O	2216-51-5	156.265	nd (MeOH)	43	216	0.903 ¹⁵	1.460 ²²	sl H ₂ O; vs EtOH, eth, ace, bz; s peth
7409	5-Methyl-2-isopropylcyclohexanol, [1 <i>S</i> -(1 α ,2 α ,5 β)]-	(+)-Neomenthol	C ₁₀ H ₂₀ O	2216-52-6	156.265	oil	-22	211.7	0.897 ²²	1.4600 ²⁰	vs ace, EtOH
7410	5-Methyl-2-isopropylcyclohexanol, [1 <i>S</i> -(1 α ,2 β ,5 β)]-	(+)-Isomenthol	C ₁₀ H ₂₀ O	23283-97-8	156.265	nd(dil al)	82.5	218			vs eth, EtOH
7411	5-Methyl-2-isopropylcyclohexanol acetate, [1 <i>R</i> -(1 α ,2 α ,5 β)]		C ₁₂ H ₂₂ O ₂	2623-23-6	198.302			222; 109 ¹⁰	0.9244 ²⁰	1.4469 ²⁰	
7412	<i>cis</i> -5-Methyl-2-isopropylcyclohexanone	Menthone	C ₁₀ H ₁₈ O	491-07-6	154.249			205; 89 ¹⁵	0.8995 ²⁰	1.4527 ²⁰	
7413	<i>trans</i> -5-Methyl-2-isopropylcyclohexanone, (2 <i>S</i>)	<i>l</i> -Menthone	C ₁₀ H ₁₈ O	14073-97-3	154.249	liq	-6	207	0.8954 ²⁰	1.4505 ²⁰	sl H ₂ O; msc EtOH, eth, bz, CS ₂ ; s ace
7414	1-Methyl-4-isopropylcyclohexene		C ₁₀ H ₁₈	5502-88-5	138.250			174.5	0.8457 ¹⁵	1.4735 ²⁰	
7415	3-Methyl-6-isopropyl-2-cyclohexen-1-ol		C ₁₀ H ₁₈ O	491-04-3	154.249			97 ^{15.5}	0.9119 ²⁵	1.4729 ²⁵	
7416	4-Methyl-1-isopropyl-3-cyclohexen-1-ol		C ₁₀ H ₁₈ O	562-74-3	154.249			209	0.926 ²⁰	1.4785 ¹⁹	
7417	5-Methyl-2-isopropylcyclohexyl ethoxyacetate, (1 α ,2 β ,5 α)		C ₁₄ H ₂₆ O ₃	579-94-2	242.354			155 ²⁰ , 144 ¹⁴	0.9545 ²⁰		vs eth, EtOH, chl
7418	1-Methyl-4-isopropyl-2-nitrobenzene		C ₁₀ H ₁₃ NO ₂	943-15-7	179.216			126 ¹⁰	1.0744 ²⁰	1.5301 ²⁰	vs eth, EtOH
7419	1-Methyl-4-isopropyl-7-oxabicyclo[2.2.1]heptane		C ₁₀ H ₁₈ O	470-67-7	154.249		1	173.5	0.8997 ²⁰	1.4562 ²⁰	sl H ₂ O; msc EtOH, eth; s bz, lig
7420	1-Methyl-7-isopropylphenanthrene	Retene	C ₁₈ H ₁₈	483-65-8	234.336		101	390	1.035 ²⁵		i H ₂ O; s EtOH, eth, bz, CS ₂ , HOAc
7421	4-Methyl-2-isopropylphenol		C ₁₀ H ₁₄ O	4427-56-9	150.217	nd (HOAc)	36.5	228.5	0.9910 ²⁰	1.5275 ²⁰	sl H ₂ O; s EtOH, bz, chl
7422	5-Methyl-2-isopropylphenyl acetate	Thymol, acetate	C ₁₂ H ₁₆ O ₂	528-79-0	192.254			245	1.009 ⁹		vs bz, eth, EtOH, chl
7423	1-Methylisoquinoline	Isoquinaldine	C ₁₀ H ₉ N	1721-93-3	143.185		10	248	1.0777 ²⁰	1.6095 ²⁰	sl H ₂ O; s eth, ace, bz
7424	3-Methylisoquinoline		C ₁₀ H ₉ N	1125-80-0	143.185	cry (eth)	68	249			sl H ₂ O, chl; s eth, ace
7425	Methyl isothiocyanate		C ₂ H ₃ NS	556-61-6	73.117		36	119	1.0691 ³⁷	1.5258	sl H ₂ O; msc EtOH; vs eth
7426	5-Methyl-3-isoxazolamine		C ₄ H ₆ N ₂ O	1072-67-9	98.103		62				
7427	4-Methylisoxazole		C ₄ H ₆ NO	6454-84-8	83.089	liq		127			
7428	5-Methylisoxazole		C ₄ H ₆ NO	5765-44-6	83.089			122	1.023 ²⁰	1.4386 ²⁰	s DMSO
7429	Methyl lactate, (\pm)	Methyl 2-hydroxypropanoate, (\pm)	C ₄ H ₈ O ₃	2155-30-8	104.105	oil		144.8	1.0928 ²⁰	1.4141 ²⁰	vs H ₂ O, eth, EtOH
7430	Methyl linoleate		C ₁₉ H ₃₄ O ₂	112-63-0	294.472		-35	215 ²⁰	0.8886 ¹⁰	1.4638 ²⁰	vs eth, EtOH
7431	Methyl linolenate		C ₁₉ H ₃₂ O ₂	301-00-8	292.456		-45.5	207 ¹⁴ , 182 ³	0.895 ²⁵	1.4709 ²⁰	
7432	Methyl magnesium bromide	Bromomethylmagnesium	CH ₃ BrMg	75-16-1	119.244						s eth, thf; i hx, bz
7433	Methylmagnesium chloride	Chloromethylmagnesium	CH ₃ ClMg	676-58-4	74.793	stab in thf soln					i peth, bz
7434	Methylmalonic acid		C ₄ H ₆ O ₄	516-05-2	118.089	nd (bz-AcOEt) pr (eth-bz)	135 dec		1.455 ²⁰		vs H ₂ O, EtOH, eth; sl bz, tfa; s AcOEt
7435	Methyl mercaptoacetate		C ₃ H ₆ O ₂ S	2365-48-2	106.144			42 ¹⁰		1.4657 ²⁰	vs eth, EtOH
7436	Methyl 3-mercaptopropanoate		C ₄ H ₈ O ₂ S	2935-90-2	120.171			54 ¹⁴	1.085 ²⁵	1.4640 ²⁰	
7437	Methylmercuric dicyanamide	1-Cyano-3-(methylmercurio) guanidine	C ₃ H ₆ HgN ₄	502-39-6	298.70		157				
7438	Methyl methacrylate		C ₅ H ₈ O ₂	80-62-6	100.117	liq	-47.55	100.5	0.9377 ²⁵	1.4142 ²⁰	sl H ₂ O; msc EtOH, eth, ace; s chl
7439	Methyl methanesulfonate		C ₂ H ₆ O ₃ S	66-27-3	110.132		20	202.5	1.2943 ²⁰	1.4138 ²⁰	
7440	Methyl methoxyacetate		C ₄ H ₈ O ₃	6290-49-9	104.105			131	1.0511 ²⁰	1.3962 ²⁰	sl H ₂ O; vs EtOH, eth, ace



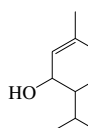
2-Methyl-5-isopropyl-2,5-cyclohexadiene-1,4-dione

*cis*-1-Methyl-4-isopropylcyclohexane*trans*-1-Methyl-4-isopropylcyclohexane

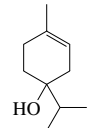
1-Methyl-4-isopropylcyclohexanol

5-Methyl-2-isopropylcyclohexanol, [1*S*-(1 α ,2 β ,5 α)]-5-Methyl-2-isopropylcyclohexanol, [1*R*-(1 α ,2 β ,5 α)]-5-Methyl-2-isopropylcyclohexanol, [1*S*-(1 α ,2 α ,5 β)]-5-Methyl-2-isopropylcyclohexanol, [1*S*-(1 α ,2 β ,5 β)]-5-Methyl-2-isopropylcyclohexanol acetate, [1*R*-(1 α ,2 α ,5 β)]-*cis*-5-Methyl-2-isopropylcyclohexanone*trans*-5-Methyl-2-isopropylcyclohexanone, (2*S*)

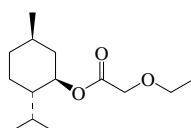
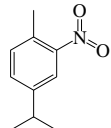
1-Methyl-4-isopropylcyclohexene



3-Methyl-6-isopropyl-2-cyclohexen-1-ol



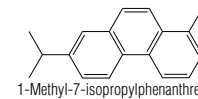
4-Methyl-1-isopropyl-3-cyclohexen-1-ol

5-Methyl-2-isopropylcyclohexyl ethoxyacetate, (1 α ,2 β ,5 α)

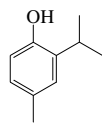
1-Methyl-4-isopropyl-2-nitrobenzene



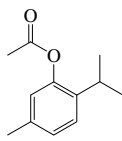
1-Methyl-4-isopropyl-7-oxabicyclo[2.2.1]heptane



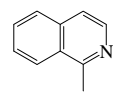
1-Methyl-7-isopropylphenanthrene



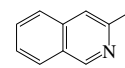
4-Methyl-2-isopropylphenol



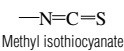
5-Methyl-2-isopropylphenyl acetate



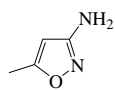
1-Methylisoquinoline



3-Methylisoquinoline



Methyl isothiocyanate



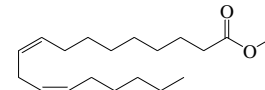
5-Methyl-3-isoxazolamine



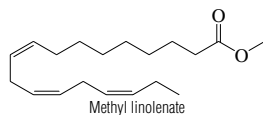
4-Methylisoxazole



5-Methylisoxazole

Methyl lactate, (\pm)

Methyl linoleate



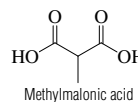
Methyl linolenate



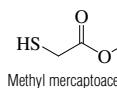
Methyl magnesium bromide



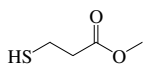
Methylmagnesium chloride



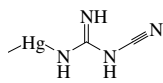
Methylmalonic acid



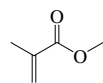
Methyl mercaptoacetate



Methyl 3-mercaptoacetate



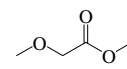
Methylmercuric dicyanamide



Methyl methacrylate

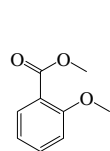


Methyl methanesulfonate

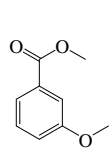


Methyl methoxyacetate

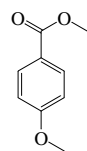
No.	Name	Synonym	Mol. Form.	CAS RN	Mol. Wt.	Physical Form	mp/°C	bp/°C	den/ g cm ⁻³	n _D	Solubility
7441	Methyl 2-methoxybenzoate		C ₉ H ₁₀ O ₃	606-45-1	166.173			246.5	1.1571 ¹⁹	1.534 ¹⁹	i H ₂ O; s EtOH
7442	Methyl 3-methoxybenzoate		C ₉ H ₁₀ O ₃	5368-81-0	166.173			248	1.1310 ²⁰	1.5224 ²⁰	i H ₂ O; s EtOH
7443	Methyl 4-methoxybenzoate		C ₉ H ₁₀ O ₃	121-98-2	166.173	lf (al or eth)	49	244			i H ₂ O; s EtOH, eth, chl
7444	Methyl 3-methoxy-2-(methylamino)benzoate	Damascenine	C ₁₀ H ₁₃ NO ₃	483-64-7	195.215	pr (al)	28	271; 147 ¹⁰			vs bz, eth, EtOH, lig
7445	Methyl 3-methoxypropanoate		C ₈ H ₁₀ O ₃	3852-09-3	118.131			142.8	1.0139 ¹⁵	1.4030 ²⁰	
7446	Methyl 2-methylacetacetate		C ₈ H ₁₀ O ₃	17094-21-2	130.141			177.4	1.0217 ²⁵	1.416 ²⁴	vs eth, EtOH
7447	Methyl 2-(methylamino)benzoate		C ₉ H ₁₁ NO ₂	85-91-6	165.189	cry (peth)	19	255	1.120 ¹⁵	1.5839 ¹⁵	i H ₂ O; s EtOH, eth
7448	Methyl 2-methylbenzoate		C ₉ H ₁₀ O ₂	89-71-4	150.174		<-50	215	1.068 ²⁰		i H ₂ O; msc EtOH, eth
7449	Methyl 3-methylbenzoate		C ₉ H ₁₀ O ₂	99-36-5	150.174			221	1.061 ²⁰		i H ₂ O; s EtOH; sl ctc
7450	Methyl 4-methylbenzoate		C ₉ H ₁₀ O ₂	99-75-2	150.174	cry (aq MeOH, peth)	33.2	220			i H ₂ O; vs EtOH, eth
7451	Methyl 2-methyl-2-butenolate, (E)		C ₈ H ₁₀ O ₂	6622-76-0	114.142			139	0.9349 ¹²	1.4370 ²⁰	
7452	Methyl 3-methyl-2-butenolate		C ₈ H ₁₀ O ₂	924-50-5	114.142		114	136.5	0.9337 ²⁰	1.432 ²⁰	
7453	3-Methyl-4-methylenehexane		C ₉ H ₁₆	3404-67-9	112.213			112.5	0.725 ²⁵	1.414 ²⁰	
7454	2-Methyl-5-(1-methylethenyl)cyclohexanone, (2 <i>R</i> - <i>trans</i>)		C ₁₀ H ₁₆ O	5524-05-0	152.233			221.5	0.928 ¹⁹	1.4724	vs ace, eth
7455	5-Methyl-2-(1-methylethylidene)cyclohexanone		C ₁₀ H ₁₆ O	15932-80-6	152.233			93 ¹⁰	0.9367 ²⁰	1.4869 ²⁰	
7456	3-Methyl-6-(1-methylethylidene)-2-cyclohexen-1-one	Piperitenone	C ₁₀ H ₁₄ O	491-09-8	150.217			120 ¹⁴	0.9774 ²⁰	1.5294 ²⁰	vs EtOH, eth
7457	1-Methyl-4-(5-methyl-1-methylene-4-hexenyl)cyclohexene, (S)		C ₁₅ H ₂₄	495-61-4	204.352			129 ¹⁰	0.8673 ²⁰	1.4880 ²⁰	
7458	<i>N</i> -Methyl- <i>N</i> -(2-methylphenyl)acetamide		C ₁₀ H ₁₃ NO	573-26-2	163.216		55.5	260			s EtOH, chl
7459	4-Methyl- <i>N</i> -(4-methylphenyl)aniline		C ₁₄ H ₁₅ N	620-93-9	197.276	nd (peth)	79.8	330.5			vs eth, peth
7460	2-Methyl-3-(2-methylphenyl)-4(3 <i>H</i>)-quinazolinone	Methaqualone	C ₁₆ H ₁₄ N ₂ O	72-44-6	250.294			120			vs eth, EtOH, chl
7461	Methyl 3-(methylthio)propanoate	2-Methoxycarbonylthio methyl sulfide	C ₆ H ₁₀ O ₂ S	13532-18-8	134.197			75 ¹³ , 69 ¹¹	1.077 ²⁵	1.4650 ²⁰	
7462	1-Methyl-4-(1-methylvinyl)benzene		C ₁₀ H ₁₂	1195-32-0	132.202	liq	-20	185.3	0.8936 ²³	1.5283 ²³	
7463	1-Methyl-4-(1-methylvinyl)cyclohexanol	β-Terpineol	C ₁₀ H ₁₈ O	138-87-4	154.249	nd	32.5	210; 90 ¹⁰	0.917 ²⁰	1.4747 ²⁰	
7464	5-Methyl-2-(1-methylvinyl)cyclohexanol, [1 <i>R</i> -(1α,2β,5α)]		C ₁₀ H ₁₈ O	89-79-2	154.249		78	93 ¹⁴	0.911 ²⁰	1.4723 ²⁰	sl H ₂ O; s EtOH, eth
7465	5-Methyl-2-(1-methylvinyl)cyclohexanol acetate, [1 <i>R</i> -(1α,2β,5α)]		C ₁₂ H ₂₀ O ₂	57576-09-7	196.286		85	113 ⁸	0.925 ²⁵	1.4566 ²⁰	
7466	<i>trans</i> -5-Methyl-2-(1-methylvinyl)cyclohexanone		C ₁₀ H ₁₆ O	29606-79-9	152.233			100 ¹⁸	0.9198 ²⁰	1.4675 ²⁰	
7467	2-Methyl-5-(1-methylvinyl)-2-cyclohexen-1-ol		C ₁₀ H ₁₆ O	99-48-9	152.233			228	0.9484 ²⁵	1.4942 ²⁵	
7468	4-Methylmorpholine		C ₇ H ₁₁ NO	109-02-4	101.147	liq	-64.40	116	0.9051 ²⁰	1.4332 ²⁰	s H ₂ O, EtOH, eth
7469	α-Methyl-4-morpholineethanol		C ₇ H ₁₅ NO ₂	2109-66-2	145.200			121 ¹⁸ , 93 ¹³	1.0174 ²⁰	1.4638 ²⁰	vs H ₂ O, ace, bz, EtOH
7470	1-Methylnaphthalene		C ₁₁ H ₁₀	90-12-0	142.197	liq	-30.43	244.7	1.0202 ²⁰	1.6170 ²⁰	i H ₂ O; vs EtOH, eth; s bz
7471	2-Methylnaphthalene		C ₁₁ H ₁₀	91-57-6	142.197	mcl (al)	34.6	241.1	1.0058 ²⁰	1.6015 ⁴⁰	i H ₂ O; vs EtOH, eth; s bz, chl
7472	Methyl 1-naphthalenecarboxylate	Methyl 1-naphthoate	C ₁₂ H ₁₀ O ₂	2459-24-7	186.206		59.5	168 ²⁰ , 101 ^{0.04}	1.1290 ²⁰	1.6086 ²⁰	vs bz, EtOH
7473	Methyl 2-naphthalenecarboxylate	Methyl 2-naphthoate	C ₁₂ H ₁₀ O ₂	2459-25-8	186.206	lf (MeOH)	77	290			vs bz, eth, EtOH, chl
7474	2-Methyl-1,4-naphthalenediol diacetate	Menadiol diacetate	C ₁₅ H ₁₄ O ₄	573-20-6	258.270	pr (al)	113				vs EtOH
7475	2-Methyl-1,4-naphthalenedione	Menadione	C ₁₁ H ₈ O ₂	58-27-5	172.181	ye nd (al, peth)	107				i H ₂ O; sl EtOH, HOAc; s eth, bz, chl
7476	Methyl-1-naphthylamine	<i>N</i> -Methyl-1-naphthalenamine	C ₁₁ H ₁₁ N	2216-68-4	157.212	oil	174	294.5		1.6722 ²⁰	vs eth, EtOH
7477	Methyl nitrate		CH ₃ NO ₃	598-58-3	77.040	exp gas	-83.0	exp 64.6	1.2075 ²⁰	1.3748 ²⁰	sl H ₂ O; s EtOH, eth
7478	Methyl nitrite		CH ₃ NO ₂	624-91-9	61.041	ye gas	-16	-12	0.991 ¹⁵		s EtOH, eth
7479	Methyl nitroacetate		C ₃ H ₅ NO ₄	2483-57-0	119.077			107 ²⁸	1.320 ⁰		
7480	2-Methyl-3-nitroaniline		C ₇ H ₈ N ₂ O ₂	603-83-8	152.151	ye orth nd (w), ye lf (al)	92	305	1.3780 ¹⁵		sl H ₂ O; s EtOH, eth, bz, chl



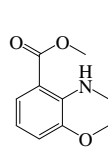
Methyl 2-methoxybenzoate



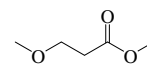
Methyl 3-methoxybenzoate



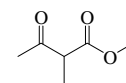
Methyl 4-methoxybenzoate



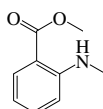
Methyl 3-methoxy-2-(methylamino)benzoate



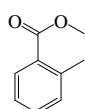
Methyl 3-methoxypropanoate



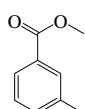
Methyl 2-methylacetoacetate



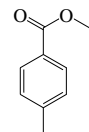
Methyl 2-(methylamino)benzoate



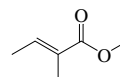
Methyl 2-methylbenzoate



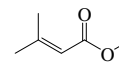
Methyl 3-methylbenzoate



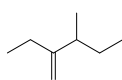
Methyl 4-methylbenzoate



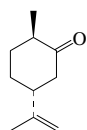
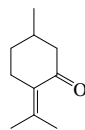
Methyl 2-methyl-2-butenoate, (E)



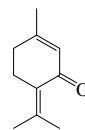
Methyl 3-methyl-2-butenoate



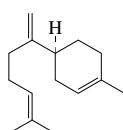
3-Methyl-4-methylenehexane

2-Methyl-5-(1-methylethenyl)cyclohexanone, (2*R*-*trans*)

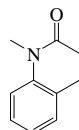
5-Methyl-2-(1-methylethylidene)cyclohexanone



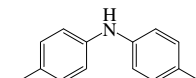
3-Methyl-6-(1-methylethylidene)-2-cyclohexen-1-one



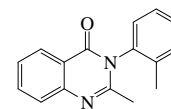
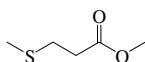
1-Methyl-4-(5-methyl-1-methylene-4-hexenyl)cyclohexene, (S)



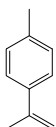
N-Methyl-N-(2-methylphenyl)acetamide



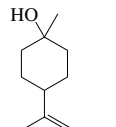
4-Methyl-N-(4-methylphenyl)aniline

2-Methyl-3-(2-methylphenyl)-4(3*H*)-quinazolinone

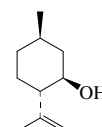
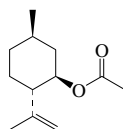
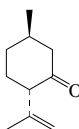
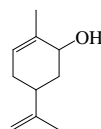
Methyl 3-(methylthio)propanoate



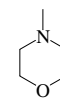
1-Methyl-4-(1-methylvinyl)benzene



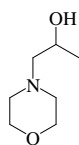
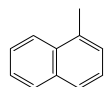
1-Methyl-4-(1-methylvinyl)cyclohexanol

5-Methyl-2-(1-methylvinyl)cyclohexanol, [1*R*-(1 α ,2 β ,5 α)]5-Methyl-2-(1-methylvinyl)cyclohexanol acetate, [1*R*-(1 α ,2 β ,5 α)]*trans*-5-Methyl-2-(1-methylvinyl)cyclohexanone

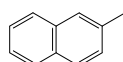
2-Methyl-5-(1-methylvinyl)-2-cyclohexen-1-ol



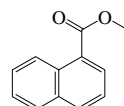
4-Methylmorpholine

 α -Methyl-4-morpholineethanol

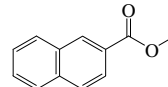
1-Methylnaphthalene



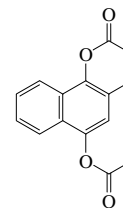
2-Methylnaphthalene



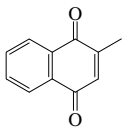
Methyl 1-naphthalenecarboxylate



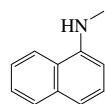
Methyl 2-naphthalenecarboxylate



2-Methyl-1,4-naphthalenediol diacetate



2-Methyl-1,4-naphthalenedione



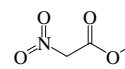
Methyl-1-naphthylamine



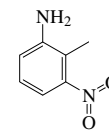
Methyl nitrate



Methyl nitrite

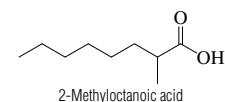
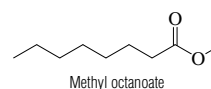
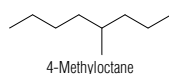
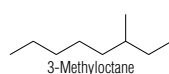
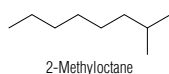
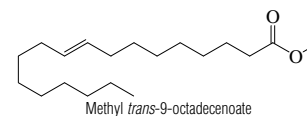
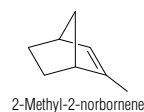
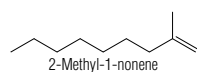
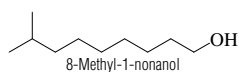
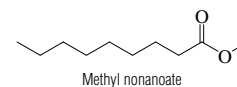
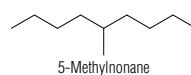
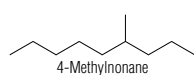
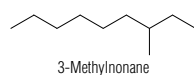
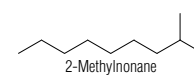
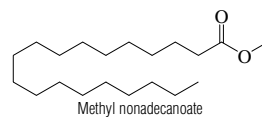
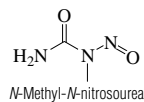
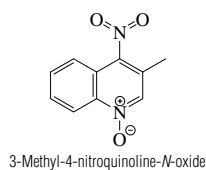
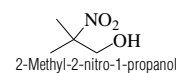
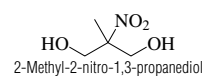
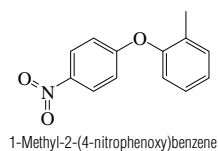
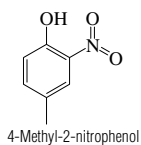
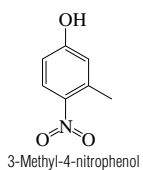
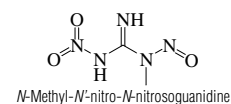
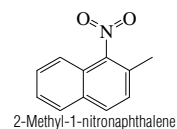
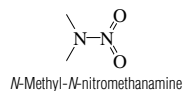
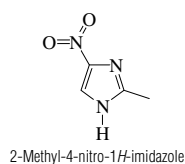
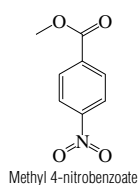
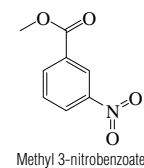
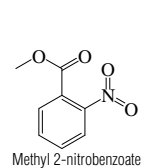
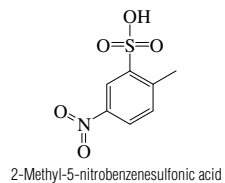
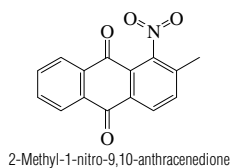
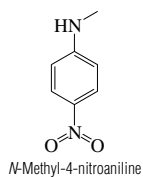
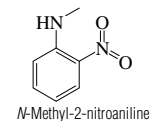
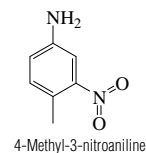
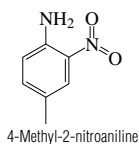
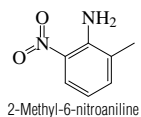
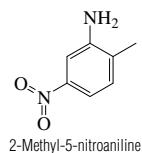
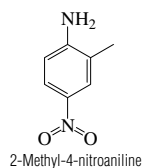


Methyl nitroacetate

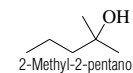
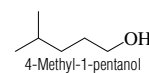
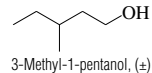
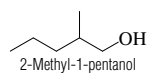
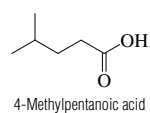
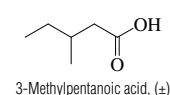
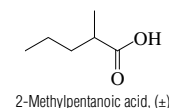
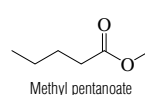
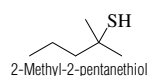
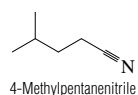
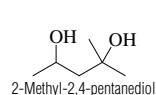
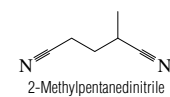
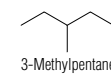
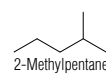
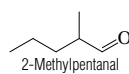
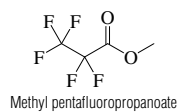
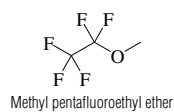
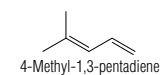
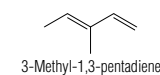
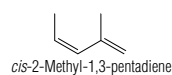
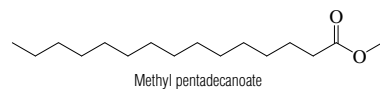
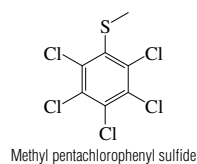
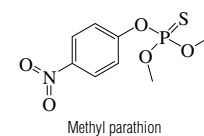
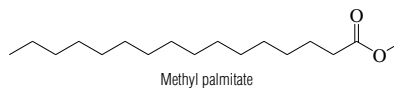
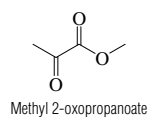
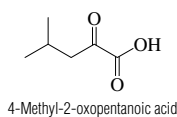
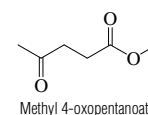
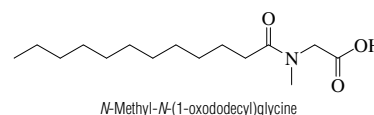
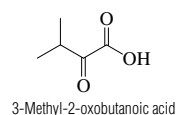
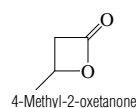
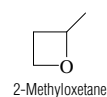
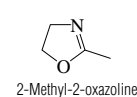
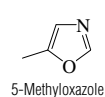
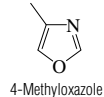
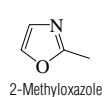
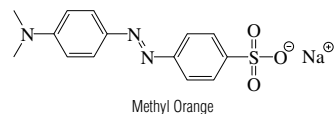
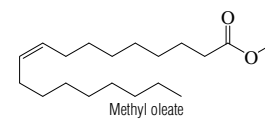
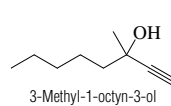
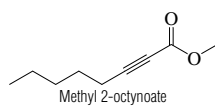
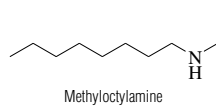
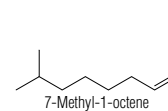
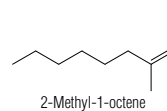
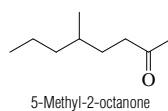
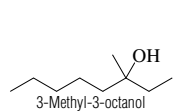
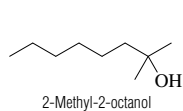


2-Methyl-3-nitroaniline

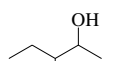
No.	Name	Synonym	Mol. Form.	CAS RN	Mol. Wt.	Physical Form	mp/°C	bp/°C	den/ g cm ⁻³	n _D	Solubility
7481	2-Methyl-4-nitroaniline		C ₇ H ₈ N ₂ O ₂	99-52-5	152.151		133.5		1.1586 ¹⁴⁰		sl H ₂ O, DMSO; s EtOH, bz, HOAc
7482	2-Methyl-5-nitroaniline		C ₇ H ₈ N ₂ O ₂	99-55-8	152.151		105.5				sl H ₂ O; s EtOH, eth, ace, bz, chl
7483	2-Methyl-6-nitroaniline		C ₇ H ₈ N ₂ O ₂	570-24-1	152.151		96		1.1900 ¹⁰⁰		sl H ₂ O; s EtOH, eth, bz, chl
7484	4-Methyl-2-nitroaniline		C ₇ H ₈ N ₂ O ₂	89-62-3	152.151		116.3		1.16 ¹²¹		sl H ₂ O; s EtOH, chl
7485	4-Methyl-3-nitroaniline		C ₇ H ₈ N ₂ O ₂	119-32-4	152.151		79.8				sl H ₂ O, CS ₂ ; s EtOH, eth, bz
7486	<i>N</i> -Methyl-2-nitroaniline		C ₇ H ₈ N ₂ O ₂	612-28-2	152.151	red or orange (peth)	38	158 ¹⁸			sl H ₂ O, lig; s EtOH, eth, ace, bz
7487	<i>N</i> -Methyl-4-nitroaniline		C ₇ H ₈ N ₂ O ₂	100-15-2	152.151	br-ye pr (al) cry (eth)	152	dec	1.201 ¹⁵⁵		i H ₂ O; s EtOH, bz, chl; sl eth, lig
7488	2-Methyl-1-nitro-9,10-anthracenedione		C ₁₅ H ₉ N ₂ O ₄	129-15-7	267.237	pa ye nd (HOAc)	273.0				i H ₂ O, EtOH; sl eth, bz, chl; s PhNO ₂
7489	2-Methyl-5-nitrobenzenesulfonic acid		C ₇ H ₇ NO ₃ S	121-03-9	217.200		135.8				vs H ₂ O, EtOH, eth, chl
7490	Methyl 2-nitrobenzoate		C ₈ H ₇ NO ₄	606-27-9	181.147	liq	-13	275	1.2855 ²⁰		i H ₂ O; s EtOH, eth, bz, chl; i lig
7491	Methyl 3-nitrobenzoate		C ₈ H ₇ NO ₄	618-95-1	181.147		78	279 ⁶⁰			i H ₂ O; sl EtOH, eth, MeOH
7492	Methyl 4-nitrobenzoate		C ₈ H ₇ NO ₄	619-50-1	181.147		96				i H ₂ O; s EtOH, eth, chl
7493	2-Methyl-4-nitro-1 <i>H</i> -imidazole		C ₄ H ₆ N ₂ O ₂	696-23-1	127.102		253				
7494	<i>N</i> -Methyl- <i>N</i> -nitromethanamine		C ₂ H ₆ N ₂ O ₂	4164-28-7	90.081	nd(eth)	58	187	1.1090 ⁷²	1.4462 ⁷²	vs H ₂ O, ace, eth, EtOH
7495	2-Methyl-1-nitronaphthalene		C ₁₁ H ₉ NO ₂	881-03-8	187.195	ye pr or nd (al)	81.5	188 ²⁰			i H ₂ O; s EtOH; vs ace
7496	<i>N</i> -Methyl- <i>N'</i> -nitro- <i>N</i> -nitrosoguanidine		C ₂ H ₅ N ₃ O ₃	70-25-7	147.093						s DMSO
7497	3-Methyl-4-nitrophenol		C ₇ H ₇ NO ₃	2581-34-2	153.136	nd or pr (w)	129				sl H ₂ O; s EtOH, eth, bz, chl
7498	4-Methyl-2-nitrophenol		C ₇ H ₇ NO ₃	119-33-5	153.136	ye nd (al, w)	36.5	125 ²²	1.2399 ²⁰	1.5744 ⁴⁰	vs ace, bz, eth, EtOH
7499	1-Methyl-2-(4-nitrophenoxy)benzene	2-Methylphenyl ether	C ₁₃ H ₁₁ NO ₃	2444-29-3	229.231	ye cry (peth)		220 ²⁷			vs bz, eth, EtOH
7500	2-Methyl-2-nitro-1,3-propanediol		C ₄ H ₉ NO ₄	77-49-6	135.119	mcl	150.1	dec			vs H ₂ O, EtOH; sl DMSO
7501	2-Methyl-2-nitro-1-propanol		C ₄ H ₉ NO ₃	76-39-1	119.119	nd or pl (MeOH)	89.5	94 ¹⁰			sl H ₂ O; vs EtOH, eth; s chl
7502	3-Methyl-4-nitroquinoline- <i>N</i> -oxide		C ₁₀ H ₈ N ₂ O ₃	14073-00-8	204.182	cry (MeOH)	179				
7503	<i>N</i> -Methyl- <i>N</i> -nitrosoaniline		C ₇ H ₈ N ₂ O	614-00-6	136.151	ye cry	14.7	dec 225; 121 ¹³	1.1240 ²⁰	1.5769 ²⁰	i H ₂ O; s EtOH, eth
7504	<i>N</i> -Methyl- <i>N</i> -nitrosoourea	<i>N</i> -Nitroso- <i>N</i> -methylurea	C ₂ H ₅ N ₃ O ₂	684-93-5	103.080	col or ye pl (eth)	123	dec			sl H ₂ O, EtOH, eth
7505	Methyl nonadecanoate		C ₂₀ H ₄₀ O ₂	1731-94-8	312.531		41.3	190 ⁴			
7506	2-Methylnonane		C ₁₀ H ₂₂	871-83-0	142.282	liq	-74.6	167.1	0.7281 ²⁰	1.4099 ³⁰	i H ₂ O; s eth, bz, chl
7507	3-Methylnonane		C ₁₀ H ₂₂	5911-04-6	142.282	liq	-84.8	167.9	0.7354 ²⁰	1.4125 ²⁰	vs bz, eth, chl
7508	4-Methylnonane		C ₁₀ H ₂₂	17301-94-9	142.282	liq	-99	165.7	0.7323 ²⁰	1.4123 ²⁰	vs bz, eth, chl
7509	5-Methylnonane		C ₁₀ H ₂₂	15869-85-9	142.282	liq	-87.7	165.1	0.7326 ²⁰	1.4116 ²⁰	i H ₂ O; s eth, bz, chl
7510	Methyl nonanoate		C ₁₀ H ₂₀ O ₂	1731-84-6	172.265			213.5	0.8799 ¹⁵	1.4214 ²⁰	i H ₂ O; s EtOH, eth; sl ctc
7511	8-Methyl-1-nonanol		C ₁₀ H ₂₂ O	55505-26-5	158.281			108 ¹⁰			
7512	2-Methyl-1-nonene		C ₁₀ H ₂₀	2980-71-4	140.266	liq	-64.2	168.4	0.7412 ²⁵	1.4241 ²⁰	
7513	2-Methyl-2-norbornene	2-Methylbicyclo[2.2.1]hept-2-ene	C ₈ H ₁₂	694-92-8	108.181	liq		122			
7514	Methyl <i>trans</i> -9-octadecenoate		C ₁₉ H ₃₆ O ₂	1937-62-8	296.488	liq	13.5	218 ²⁴	0.8730 ²⁰	1.4513 ²⁰	vs eth, EtOH
7515	2-Methyloctane		C ₉ H ₂₀	3221-61-2	128.255	liq	-80.3	143.2	0.7095 ²⁵	1.4031 ²⁰	i H ₂ O; s EtOH, eth; sl ctc; vs peth
7516	3-Methyloctane		C ₉ H ₂₀	2216-33-3	128.255	liq	-107.6	144.2	0.717 ²⁵	1.4040 ²⁵	
7517	4-Methyloctane		C ₉ H ₂₀	2216-34-4	128.255	liq	-113.3	142.4	0.716 ²⁵	1.4039 ²⁵	i H ₂ O
7518	Methyl octanoate	Methyl caprylate	C ₉ H ₁₈ O ₂	111-11-5	158.238	liq	-40	192.9	0.8775 ²⁰	1.4170 ²⁰	i H ₂ O; vs EtOH, eth; sl ctc
7519	2-Methyloctanoic acid		C ₉ H ₁₈ O ₂	3004-93-1	158.238			138 ¹⁴ , 88 ⁴		1.4281 ²⁵	



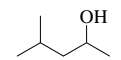
No.	Name	Synonym	Mol. Form.	CAS RN	Mol. Wt.	Physical Form	mp/°C	bp/°C	den/ g cm ⁻³	n _D	Solubility
7520	2-Methyl-2-octanol		C ₉ H ₂₀ O	628-44-4	144.254			178	0.8210 ²⁰	1.4280 ²⁰	i H ₂ O; s EtOH, eth
7521	3-Methyl-3-octanol		C ₉ H ₂₀ O	5340-36-3	144.254			83 ¹⁸ , 36 ³	0.8108 ²⁵	1.4257 ²⁵	
7522	5-Methyl-2-octanone		C ₉ H ₁₈ O	58654-67-4	142.238			101 ⁵⁰			
7523	2-Methyl-1-octene		C ₉ H ₁₈	4588-18-5	126.239	liq	-77.8	144.8	0.7343 ²⁰	1.4184 ²⁰	
7524	7-Methyl-1-octene		C ₉ H ₁₈	13151-06-9	126.239	liq		138.9			
7525	Methyloctylamine	<i>N</i> -Methyl-1-octanamine	C ₉ H ₂₁ N	2439-54-5	143.270			68 ⁸			
7526	Methyl 2-octynoate		C ₉ H ₁₄ O ₂	111-12-6	154.206			217; 107 ²⁰	0.926 ²⁰	1.4464 ²⁰	
7527	3-Methyl-1-octyn-3-ol		C ₉ H ₁₆ O	23580-51-0	140.222			174; 75 ¹⁰	0.8547 ²⁰	1.443 ¹⁰	
7528	Methyl oleate		C ₁₉ H ₃₆ O ₂	112-62-9	296.488		-19.9	218.5 ²⁰	0.8739 ²⁰	1.4522 ²⁰	i H ₂ O; msc EtOH, eth; s chl
7529	Methyl Orange	Sodium <i>p</i> -dimethylaminoazobenzenesulfonate	C ₁₄ H ₁₄ N ₃ NaO ₃ S	547-58-0	327.334	oran, ye pl or sc (w)	dec				sl H ₂ O, EtOH, py; i eth
7530	2-Methyloxazole		C ₄ H ₅ NO	23012-10-4	83.089	liq		87.5			
7531	4-Methyloxazole		C ₄ H ₅ NO	693-93-6	83.089			88	1.015 ²⁵	1.4317 ²⁰	
7532	5-Methyloxazole		C ₄ H ₅ NO	66333-88-8	83.089	liq		88			
7533	2-Methyl-2-oxazoline		C ₄ H ₇ NO	1120-64-5	85.105			111	1.005 ²⁵	1.4340 ²⁰	
7534	2-Methyloxetane		C ₄ H ₈ O	2167-39-7	72.106	hyg		59	0.841 ²⁵	1.3885 ²⁰	
7535	4-Methyl-2-oxetanone	3-Hydroxybutyric acid lactone	C ₄ H ₆ O ₂	3068-88-0	86.090			86 ⁹⁰ , 57 ⁹	1.0555 ²⁰		
7536	Methyloxirane	1,2-Propylene oxide	C ₃ H ₆ O	16033-71-9	58.079	liq	-111.9	35	0.859 ⁰	1.3660 ²⁰	vs H ₂ O, EtOH, eth; s chl
7537	3-Methyl-2-oxobutanoic acid		C ₅ H ₈ O ₃	759-05-7	116.116		31.5	170.5	0.9968 ²⁰	1.3850 ¹⁸	s H ₂ O, EtOH, eth
7538	<i>N</i> -Methyl- <i>N</i> -(1-oxododecyl)glycine	<i>N</i> -Dodecanoylsarcosine	C ₁₅ H ₂₉ NO ₃	97-78-9	271.396		44.5				s chl
7539	Methyl 4-oxopentanoate	Methyl levulinate	C ₆ H ₁₀ O ₃	624-45-3	130.141			196	1.0511 ²⁰	1.4233 ²⁰	sl H ₂ O; s EtOH, ace, bz, ctc; msc eth
7540	4-Methyl-2-oxopentanoic acid		C ₆ H ₁₀ O ₃	816-66-0	130.141	liq	10	84 ¹⁵			
7541	Methyl 2-oxopropanoate	Methyl pyruvate	C ₄ H ₆ O ₃	600-22-6	102.089			135.5	1.154 ⁰	1.4046 ²⁵	sl H ₂ O; s ace; msc EtOH, eth
7542	Methyl palmitate	Methyl hexadecanoate	C ₁₇ H ₃₄ O ₂	112-39-0	270.451		30	417; 148 ²	0.8247 ⁷⁵		i H ₂ O; vs EtOH, ace, bz; s eth
7543	Methyl parathion		C ₇ H ₁₀ NO ₃ PS	298-00-0	263.208	cry	38		1.358 ²⁰	1.5367 ²⁵	i H ₂ O; s os
7544	Methyl pentachlorophenyl sulfide	<i>S</i> -Methyl pentachlorobenzethiol	C ₇ H ₅ Cl ₅ S	1825-19-0	296.429	cry (EtOH)	95.5				
7545	Methyl pentadecanoate		C ₁₆ H ₃₂ O ₂	7132-64-1	256.424	nd (dil al)	18.5	153.5	0.8618 ²⁵	1.4390 ²⁵	s EtOH, eth
7546	<i>cis</i> -2-Methyl-1,3-pentadiene		C ₆ H ₁₀	1501-60-6	82.143	liq	-117.6	75.8	0.714 ²⁵	1.446 ²⁰	
7547	3-Methyl-1,3-pentadiene		C ₆ H ₁₀	4549-74-0	82.143			77	0.730 ²⁵	1.452 ²⁰	
7548	4-Methyl-1,3-pentadiene	1,1-Dimethyl-1,3-butadiene	C ₆ H ₁₀	926-56-7	82.143			76.5	0.7181 ²⁰	1.4532 ²⁰	
7549	Methyl pentafluoroethyl ether	1-Methoxyperfluoroethane	C ₃ H ₃ F ₅ O	22410-44-2	150.047	col gas		5.59			
7550	Methyl pentafluoropropanoate		C ₄ H ₃ F ₇ O ₂	378-75-6	178.058			59.5	1.390 ²⁵	1.2869 ²⁵	
7551	2-Methylpentanal	2-Methylvaleraldehyde	C ₆ H ₁₂ O	123-15-9	100.158			117			s H ₂ O; s eth, ace; sl ctc
7552	2-Methylpentane	Isohexane	C ₆ H ₁₄	107-83-5	86.175	liq	-153.6	60.26	0.650 ²⁵	1.3715 ²⁰	i H ₂ O; s EtOH, eth; msc ace, bz, chl
7553	3-Methylpentane		C ₆ H ₁₄	96-14-0	86.175	liq	-162.90	63.27	0.6598 ²⁵	1.3765 ²⁰	i H ₂ O; s EtOH, ctc; msc eth, ace, bz, hp
7554	2-Methylpentanedinitrile	2-Methylglutaronitrile	C ₆ H ₈ N ₂	4553-62-2	108.141	liq	-45	270; 134 ¹³	0.950	1.4340 ²⁰	s H ₂ O
7555	2-Methyl-2,4-pentanediol	Hexylene glycol	C ₆ H ₁₄ O ₂	107-41-5	118.174	liq	-50	197.1	0.923 ¹⁵	1.4276 ²⁰	s H ₂ O, EtOH, eth; sl ctc
7556	4-Methylpentanenitrile	Isopentyl cyanide	C ₆ H ₁₁ N	542-54-1	97.158	liq	-51	156.5	0.8030 ²⁰	1.4059 ²⁰	i H ₂ O; s EtOH; msc eth; sl ctc
7557	2-Methyl-2-pentanethiol		C ₆ H ₁₄ S	1633-97-2	118.240	liq		125.0; 36 ³⁰			
7558	Methyl pentanoate	Methyl valerate	C ₆ H ₁₂ O ₂	624-24-8	116.158			127.4	0.8947 ²⁰	1.4003 ²⁰	sl H ₂ O, ctc; msc EtOH, eth; s ace
7559	2-Methylpentanoic acid, (±)		C ₆ H ₁₂ O ₂	22160-39-0	116.158			195.6	0.9230 ²⁰	1.413 ²⁰	s H ₂ O, EtOH, eth; sl ctc
7560	3-Methylpentanoic acid, (±)		C ₆ H ₁₂ O ₂	22160-40-3	116.158	liq	-41.6	197.5	0.9262 ²⁰	1.4159 ²⁰	vs eth, EtOH
7561	4-Methylpentanoic acid		C ₆ H ₁₂ O ₂	646-07-1	116.158	liq	-33	200.5	0.9225 ²⁰	1.4144 ²⁰	sl H ₂ O; s EtOH, eth, chl
7562	2-Methyl-1-pentanol		C ₆ H ₁₄ O	105-30-6	102.174			149	0.8263 ²⁰	1.4182 ²⁰	sl H ₂ O; s EtOH, eth, ace, ctc
7563	3-Methyl-1-pentanol, (±)		C ₆ H ₁₄ O	20281-83-8	102.174			153	0.8242 ²⁰	1.4112 ²³	i H ₂ O; s EtOH, eth
7564	4-Methyl-1-pentanol	Isohexyl alcohol	C ₆ H ₁₄ O	626-89-1	102.174			151.9	0.8131 ²⁰	1.4134 ²⁵	i H ₂ O; s EtOH, eth
7565	2-Methyl-2-pentanol		C ₆ H ₁₄ O	590-36-3	102.174	liq	-103	121.1	0.8350 ¹⁶	1.4100 ²⁰	sl H ₂ O; s EtOH, eth



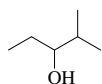
No.	Name	Synonym	Mol. Form.	CAS RN	Mol. Wt.	Physical Form	mp/°C	bp/°C	den/ g cm ⁻³	n _D	Solubility
7566	3-Methyl-2-pentanol		C ₆ H ₁₄ O	565-60-6	102.174			134.3	0.8307 ²⁰	1.4182 ²⁰	sl H ₂ O; s EtOH, eth
7567	4-Methyl-2-pentanol		C ₆ H ₁₄ O	108-11-2	102.174	liq	-90	131.6	0.8075 ²⁰	1.4100 ²⁰	sl H ₂ O; ctc; s EtOH, eth
7568	2-Methyl-3-pentanol		C ₆ H ₁₄ O	565-67-3	102.174			126.5	0.8243 ²⁰	1.4175 ²⁰	sl H ₂ O; msc EtOH, eth
7569	3-Methyl-3-pentanol		C ₆ H ₁₄ O	77-74-7	102.174	liq	-23.6	122.4	0.8286 ²⁰	1.4186 ²⁰	sl H ₂ O; ctc; msc EtOH, eth
7570	2-Methyl-1-pentanol acetate		C ₈ H ₁₆ O ₂	7789-99-3	144.212			163	0.870 ²⁵		vs eth, EtOH
7571	3-Methyl-2-pentanone, (±)	(±)- <i>sec</i> -Butyl methyl ketone	C ₆ H ₁₂ O	55156-16-6	100.158			117.5	0.8130 ²⁰	1.4002 ²⁰	sl H ₂ O; msc EtOH, eth; s chl
7572	4-Methyl-2-pentanone	Isobutyl methyl ketone	C ₆ H ₁₂ O	108-10-1	100.158	liq	-84	116.5	0.7965 ²⁵	1.3962 ²⁰	sl H ₂ O; msc EtOH, eth, ace, bz; s chl
7573	2-Methyl-3-pentanone	Ethyl isopropyl ketone	C ₆ H ₁₂ O	565-69-5	100.158			113.5	0.814 ¹⁸	1.3975 ²⁰	sl H ₂ O; vs EtOH, bz; msc eth, ace; s chl
7574	4-Methylpentanoyl chloride		C ₆ H ₁₁ ClO	38136-29-7	134.603			143	0.9725 ²⁰		
7575	2-Methyl-2-pentenal		C ₆ H ₁₀ O	623-36-9	98.142			136.5	0.8581 ²⁰	1.4488 ²⁰	i H ₂ O; s EtOH, eth, bz, MeOH
7576	2-Methyl-1-pentene		C ₆ H ₁₂	763-29-1	84.159	liq	-135.7	62.1	0.6799 ²⁰	1.3920 ²⁰	i H ₂ O; s EtOH, bz, chl; sl ctc
7577	3-Methyl-1-pentene		C ₆ H ₁₂	760-20-3	84.159	liq	-153	54.2	0.6675 ²⁰	1.3841 ²⁰	i H ₂ O; s EtOH, bz, chl, peth
7578	4-Methyl-1-pentene		C ₆ H ₁₂	691-37-2	84.159	liq	-153.6	53.9	0.6642 ²⁰	1.3828 ²⁰	i H ₂ O; s EtOH, bz, chl, peth
7579	2-Methyl-2-pentene		C ₆ H ₁₂	625-27-4	84.159	liq	-135	67.3	0.6863 ²⁰	1.4004 ²⁰	i H ₂ O; s EtOH, bz, ctc, chl
7580	3-Methyl- <i>cis</i> -2-pentene		C ₆ H ₁₂	922-62-3	84.159	liq	-134.8	67.7	0.6886 ²⁵	1.4016 ²⁰	i H ₂ O; s EtOH, bz, chl, peth
7581	3-Methyl- <i>trans</i> -2-pentene		C ₆ H ₁₂	616-12-6	84.159	liq	-138.5	70.4	0.6930 ²⁵	1.4045 ²⁰	i H ₂ O; s EtOH, bz, ctc, chl, peth
7582	4-Methyl- <i>cis</i> -2-pentene		C ₆ H ₁₂	691-38-3	84.159	liq	-134.8	56.3	0.6690 ²⁰	1.3800 ²⁰	i H ₂ O; s EtOH, bz, chl, peth
7583	4-Methyl- <i>trans</i> -2-pentene		C ₆ H ₁₂	674-76-0	84.159	liq	-140.8	58.6	0.6686 ²⁰	1.3889 ²⁰	i H ₂ O; s EtOH, bz, chl; sl ctc
7584	<i>trans</i> -2-Methyl-2-pentenoic acid		C ₆ H ₁₀ O ₂	16957-70-3	114.142	pr	24.4	214; 112 ¹²	0.9751 ²⁰	1.4513 ²⁰	sl H ₂ O; s eth, chl, CS ₂
7585	4-Methyl-2-pentenoic acid	4,4-Dimethyl-2-butenic acid	C ₆ H ₁₀ O ₂	10321-71-8	114.142		35	217	0.9529 ²¹	1.4489 ²¹	vs ace, eth, EtOH
7586	2-Methyl-3-pentenoic acid		C ₆ H ₁₀ O ₂	37674-63-8	114.142			199	0.966 ¹⁵	1.4402 ²⁵	
7587	4-Methyl-3-penten-2-ol		C ₆ H ₁₂ O	4325-82-0	100.158			134	0.840 ¹⁵	1.9377 ¹⁵	
7588	3-Methyl-2-penten-4-one		C ₆ H ₁₀ O	565-62-8	98.142			138		1.4508 ²⁰	
7589	4-Methyl-4-penten-2-one		C ₆ H ₁₀ O	3744-02-3	98.142	liq	-72.6	124.2	0.8411 ²⁰		
7590	<i>cis</i> -3-Methyl-2-(2-pentenyl)-2-cyclopenten-1-one	Jasmone	C ₁₁ H ₁₆ O	488-10-8	164.244	ye oil		258; 134 ¹²	0.9437 ²²	1.4979 ²²	sl H ₂ O; s EtOH, eth, ctc, lig
7591	3-(4-Methyl-3-pentenyl)furan		C ₁₀ H ₁₄ O	539-52-6	150.217			185.5	0.9017 ²⁰	1.4705 ²¹	
7592	3-Methyl-3-penten-1-yne		C ₆ H ₈	1574-33-0	80.128			66.5	0.739 ²⁰	1.4332 ²⁰	s eth, bz
7593	3-Methyl-2-pentyl-2-cyclopenten-1-one		C ₁₁ H ₁₆ O	1128-08-1	166.260			143 ²² , 116 ¹²	0.9165 ¹⁸	1.4767 ²⁰	
7594	Methyl pentyl ether		C ₆ H ₁₄ O	628-80-8	102.174			99	0.759 ²²	1.3862 ²²	vs ace, eth, EtOH
7595	5-Methyl-2-pentylphenol	6-Pentyl- <i>m</i> -cresol	C ₁₂ H ₁₆ O	1300-94-3	178.270		24	138 ¹⁵			vs ace, eth, EtOH
7596	Methyl pentyl sulfide		C ₆ H ₁₄ S	1741-83-9	118.240	liq	-94	145.1	0.8431 ²⁰	1.4506 ²⁰	s EtOH, eth, ace, bz, chl
7597	Methyl <i>tert</i> -pentyl sulfide	2-Methyl-2-(methylthio)butane	C ₆ H ₁₄ S	13286-92-5	118.240	liq		150	0.84	1.4570 ²⁰	
7598	4-Methyl-1-pentyne		C ₆ H ₁₀	7154-75-8	82.143	liq	-104.6	61.2	0.7000 ²⁵	1.3936 ²⁰	i H ₂ O; s bz, chl
7599	4-Methyl-2-pentyne		C ₆ H ₁₀	21020-27-9	82.143	liq	-110.3	73.1	0.7112 ²⁵	1.4057 ²⁰	vs bz, chl
7600	3-Methyl-1-pentyn-3-ol	Meparfynol	C ₆ H ₁₀ O	77-75-8	98.142		30.5	120.5	0.8688 ²⁰	1.4310 ²⁰	
7601	Methyl perfluorooctanoate		C ₉ H ₃ F ₁₅ O ₂	376-27-2	428.095			158	1.684 ²⁰	1.304 ²⁷	
7602	1-Methylphenanthrene		C ₁₅ H ₁₂	832-69-9	192.256	lf, pl (dil al)	123	354			i H ₂ O; s EtOH
7603	3-Methylphenanthrene		C ₁₅ H ₁₂	832-71-3	192.256	pr or nd (al)	65	350; 145 ⁶			i H ₂ O; s EtOH, ace; sl chl
7604	4-Methylphenanthrene		C ₁₅ H ₁₂	832-64-4	192.256	pl (90% al)	53.5	177 ¹⁰			i H ₂ O; s EtOH, ctc
7605	Methylphenidate		C ₁₄ H ₁₉ NO ₂	113-45-1	233.307			136 ⁶			i H ₂ O, peth; s chl, EtOH, eth, AcOEt
7606	10-Methyl-10 <i>H</i> -phenothiazine		C ₁₃ H ₁₁ NS	1207-72-3	213.298		101				
7607	10-Methyl-10 <i>H</i> -phenothiazine-2-acetic acid	Metiazinic acid	C ₁₅ H ₁₃ NO ₂ S	13993-65-2	271.335		144				s chl



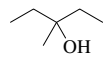
3-Methyl-2-pentanol



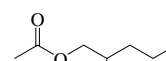
4-Methyl-2-pentanol



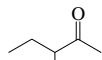
2-Methyl-3-pentanol



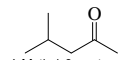
3-Methyl-3-pentanol



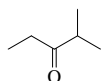
2-Methyl-1-pentanol acetate



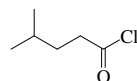
3-Methyl-2-pentanone, (±)



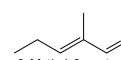
4-Methyl-2-pentanone



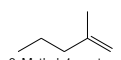
2-Methyl-3-pentanone



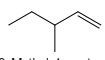
4-Methylpentanoyl chloride



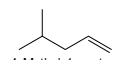
2-Methyl-2-pentenal



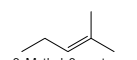
2-Methyl-1-pentene



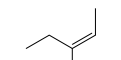
3-Methyl-1-pentene



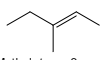
4-Methyl-1-pentene



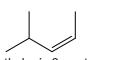
2-Methyl-2-pentene



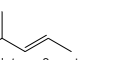
3-Methyl-cis-2-pentene



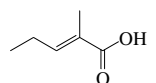
3-Methyl-trans-2-pentene



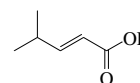
4-Methyl-cis-2-pentene



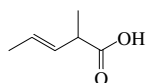
4-Methyl-trans-2-pentene



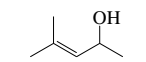
trans-2-Methyl-2-pentenoic acid



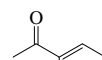
4-Methyl-2-pentenoic acid



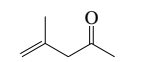
2-Methyl-3-pentenoic acid



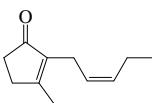
4-Methyl-3-penten-2-ol



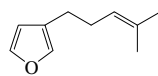
3-Methyl-2-penten-4-one



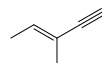
4-Methyl-4-penten-2-one



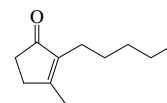
cis-3-Methyl-2-(2-pentenyl)-2-cyclopenten-1-one



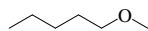
3-(4-Methyl-3-pentenyl)furan



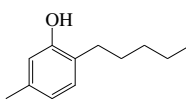
3-Methyl-3-penten-1-yne



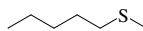
3-Methyl-2-pentyl-2-cyclopenten-1-one



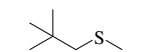
Methyl pentyl ether



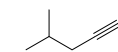
5-Methyl-2-pentylphenol



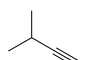
Methyl pentyl sulfide



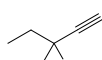
Methyl tert-pentyl sulfide



4-Methyl-1-pentyne



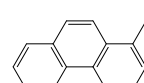
4-Methyl-2-pentyne



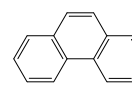
3-Methyl-1-pentyn-3-ol



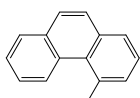
Methyl perfluorooctanoate



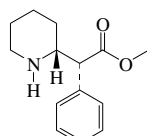
1-Methylphenanthrene



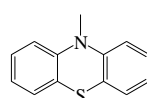
3-Methylphenanthrene



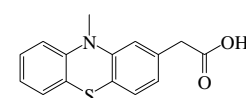
4-Methylphenanthrene



Methylphenidate

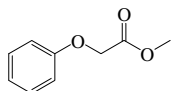


10-Methyl-10H-phenothiazine

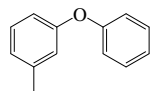


10-Methyl-10H-phenothiazine-2-acetic acid

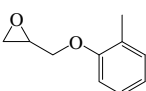
No.	Name	Synonym	Mol. Form.	CAS RN	Mol. Wt.	Physical Form	mp/°C	bp/°C	den/ g cm ⁻³	n _D	Solubility
7608	Methyl phenoxycetate		C ₉ H ₁₀ O ₃	2065-23-8	166.173			245	1.1493 ²⁰	1.5155 ²⁰	vs eth, EtOH
7609	1-Methyl-3-phenoxybenzene		C ₁₃ H ₁₂ O	3586-14-9	184.233			272	1.051 ²⁵	1.5727 ²⁰	
7610	[(2-Methylphenoxy)methyl]oxirane		C ₁₀ H ₁₂ O ₂	2210-79-9	164.201			123 ²	1.0884 ²⁰		
7611	3-(2-Methylphenoxy)-1,2-propanediol	Mephnesin	C ₁₀ H ₁₄ O ₃	59-47-2	182.216		70 dec				sl H ₂ O, eth; s EtOH
7612	<i>N</i> -(2-Methylphenyl)acetamide		C ₉ H ₁₁ NO	120-66-1	149.189	nd (al)	110	296	1.168 ¹⁵		sl H ₂ O, bz; s EtOH, eth, ace, HOAc
7613	<i>N</i> -(3-Methylphenyl)acetamide		C ₉ H ₁₁ NO	537-92-8	149.189	nd (w)	65.5	303	1.141 ¹⁵		sl H ₂ O; vs EtOH, eth; s chl
7614	<i>N</i> -Methyl- <i>N</i> -phenylacetamide	<i>N</i> -Methylacetanilide	C ₉ H ₁₁ NO	579-10-2	149.189	nd (eth), pr (al)	103	256	1.0036 ¹⁰⁵	1.576	s H ₂ O, EtOH, eth, chl, lig
7615	2-Methylphenyl acetate	<i>o</i> -Cresyl acetate	C ₉ H ₁₀ O ₂	533-18-6	150.174			208	1.0533 ¹⁵	1.5002 ²⁰	vs eth, EtOH
7616	3-Methylphenyl acetate	<i>m</i> -Cresyl acetate	C ₉ H ₁₀ O ₂	122-46-3	150.174		12	212	1.043 ²⁰	1.4978 ²⁰	vs bz, eth, EtOH
7617	4-Methylphenyl acetate	<i>p</i> -Cresyl acetate	C ₉ H ₁₀ O ₂	140-39-6	150.174			212.5	1.0512 ¹⁷	1.5163 ²²	sl H ₂ O, ctc; s EtOH, eth, chl
7618	Methyl 2-phenylacetate		C ₉ H ₁₀ O ₂	101-41-7	150.174			216.5	1.0622 ¹⁶	1.5075 ²⁰	i H ₂ O; msc EtOH, eth; s ace, ctc
7619	2-(Methylphenylamino)ethanol		C ₉ H ₁₃ NO	93-90-3	151.205			218 ¹¹⁰ , 150 ¹⁴	1.0143 ⁹		s H ₂ O; vs EtOH, eth, ace, bz
7620	2-[(2-Methylphenyl)amino]ethanol		C ₉ H ₁₃ NO	136-80-1	151.205			285.5	1.0794 ²⁰	1.5675 ²⁰	vs eth, EtOH
7621	3-Methyl- <i>N</i> -phenylaniline		C ₁₃ H ₁₃ N	1205-64-7	183.249		30	316; 183 ¹⁷		1.6350 ²⁰	vs bz, eth, EtOH
7622	<i>N</i> -(4-Methylphenyl)benzamide		C ₁₄ H ₁₅ NO	582-78-5	211.259	orth nd (al)	158		1.202 ¹⁵		vs eth, EtOH
7623	<i>N</i> -Methyl- <i>N</i> -phenylbenzenemethanamine		C ₁₄ H ₁₅ N	614-30-2	197.276						s ctc
7624	4-Methyl- α -phenylbenzenemethanol		C ₁₄ H ₁₄ O	1517-63-1	198.260		52				
7625	α -Methyl- α -phenylbenzenemethanol		C ₁₄ H ₁₄ O	599-67-7	198.260			285; 190 ¹²	1.1059 ¹⁵		
7626	4-Methyl- <i>N</i> -phenylbenzenesulfonamide		C ₁₃ H ₁₃ NO ₂ S	68-34-8	247.313	(α) tcl, (β) mcl pr (al, bz)	103.5				i H ₂ O; vs EtOH; s bz, HOAc
7627	4-Methylphenyl benzoate		C ₁₄ H ₁₂ O ₂	614-34-6	212.244	pl (eth-al)	71.5	316			vs eth, EtOH
7628	1-Methyl- <i>N</i> -phenyl- <i>N</i> -benzyl-4-piperidinamine	Bamipine	C ₁₉ H ₂₄ N ₂	4945-47-5	280.407	cry (MeOH)	115				
7629	Methyl 2-phenylbutanoate		C ₁₁ H ₁₄ O ₂	2294-71-5	178.228	nd (dil al)	77.5	228			vs eth, EtOH
7630	3-Methyl-1-phenyl-1-butanone		C ₁₁ H ₁₄ O	582-62-7	162.228			236.5	0.9701 ¹⁶	1.5139 ¹⁵	i H ₂ O; msc EtOH, eth; vs ace
7631	3-Methyl-4-phenyl-3-butenamide	β -Benzalbutyramide	C ₁₁ H ₁₃ NO	7236-47-7	175.227		133				
7632	Methylphenylcarbamic chloride		C ₈ H ₉ ClNO	4285-42-1	169.609	pl (al)	88.5	280			vs eth, EtOH
7633	1-(2-Methylphenyl)ethanone		C ₉ H ₁₀ O	577-16-2	134.174			214	1.026 ²⁰	1.5276 ²⁰	
7634	1-(3-Methylphenyl)ethanone		C ₉ H ₁₀ O	585-74-0	134.174			220	1.0165 ⁹	1.533 ¹⁵	s EtOH, eth, ace; sl ctc
7635	4-(1-Methyl-1-phenylethyl)phenol		C ₁₅ H ₁₆ O	599-64-4	212.287	pr (peth)	74.5	335			
7636	<i>N</i> -Methyl- <i>N</i> -phenylformamide		C ₈ H ₉ NO	93-61-8	135.163		14.5	243	1.0948 ²⁰	1.5589 ²⁰	sl H ₂ O, ctc; s EtOH, ace
7637	<i>N</i> -(2-Methylphenyl)formamide		C ₈ H ₉ NO	94-69-9	135.163	lf (al)	62	288	1.086 ⁵⁵		s H ₂ O; vs EtOH
7638	5-Methyl-1-phenyl-1-hexen-3-one		C ₁₃ H ₁₆ O	2892-18-4	188.265	cry	43	154 ²⁵	0.9509 ⁴⁶	1.5523 ²⁵	sl H ₂ O; s EtOH, bz, chl
7639	1-Methyl-1-phenylhydrazine		C ₇ H ₁₀ N ₂	618-40-6	122.167			228; 131 ³⁵	1.0404 ²⁰	1.5691 ²⁰	sl H ₂ O; msc EtOH, eth, bz, chl
7640	3-Methyl-5-phenyl-2,4-imidazolidinedione	3-Methyl-5-phenylhydantoin	C ₁₀ H ₁₀ N ₂ O ₂	6846-11-3	190.198		164.5				s chl
7641	1-Methyl-6-phenylimidazo[4,5-b]pyridin-2-amine	PhIP	C ₁₃ H ₁₂ N ₄	105650-23-5	224.261	solid	327				
7642	2-[Methyl(phenylmethyl)amino]ethanol		C ₁₀ H ₁₅ NO	101-98-4	165.232			134 ¹⁴			
7643	4-Methyl- <i>N</i> -(phenylmethylene)aniline		C ₁₄ H ₁₃ N	2272-45-9	195.260	ye cry	35	318; 178 ¹¹			vs ace
7644	3-Methyl-2-phenylmorpholine	Phenmetrazine	C ₁₁ H ₁₅ NO	134-49-6	177.243			139 ¹² , 104 ¹			
7645	2-Methyl-2-phenyloxirane		C ₉ H ₁₀ O	2085-88-3	134.174			84 ¹⁷	1.0228 ²⁰	1.5232 ²⁰	
7646	<i>N</i> -(2-Methylphenyl)-3-oxobutanamide		C ₁₁ H ₁₃ NO ₂	93-68-5	191.227	pr (AcOEt)	107.5				vs bz, EtOH
7647	<i>N</i> -(4-Methylphenyl)-3-oxobutanamide		C ₁₁ H ₁₃ NO ₂	2415-85-2	191.227	pr (AcOEt)	95				sl H ₂ O, lig; s EtOH, bz
7648	(2-Methylphenyl)phenylmethanone		C ₁₄ H ₁₂ O	131-58-8	196.244		<-18	308; 128 ¹²	1.1098 ²⁰		i H ₂ O; vs EtOH
7649	(3-Methylphenyl)phenylmethanone		C ₁₄ H ₁₂ O	643-65-2	196.244	oil	2	317; 170 ⁹	1.095 ²⁰		i H ₂ O; s EtOH, eth, bz, chl, HOAc



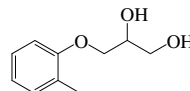
Methyl phenoxycetate



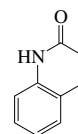
1-Methyl-3-phenoxybenzene



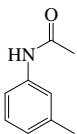
[(2-Methylphenoxy)methyl]loxirane



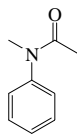
3-(2-Methylphenoxy)-1,2-propanediol



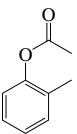
N-(2-Methylphenyl)acetamide



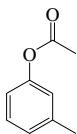
N-(3-Methylphenyl)acetamide



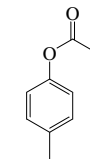
N-Methyl-N-phenylacetamide



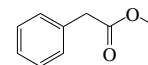
2-Methylphenyl acetate



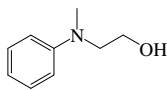
3-Methylphenyl acetate



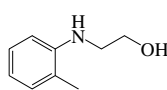
4-Methylphenyl acetate



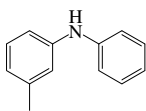
Methyl 2-phenylacetate



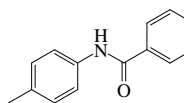
2-(Methylphenylamino)ethanol



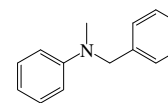
2-[(2-Methylphenyl)amino]ethanol



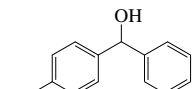
3-Methyl-N-phenylaniline



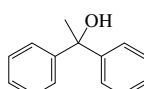
N-(4-Methylphenyl)benzamide



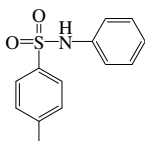
N-Methyl-N-phenylbenzenemethanamine



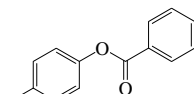
4-Methyl-α-phenylbenzenemethanol



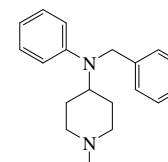
α-Methyl-α-phenylbenzenemethanol



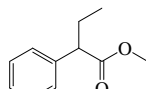
4-Methyl-N-phenylbenzenesulfonamide



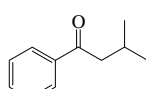
4-Methylphenyl benzoate



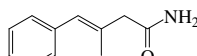
1-Methyl-N-phenyl-N-benzyl-4-piperidinamine



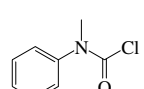
Methyl 2-phenylbutanoate



3-Methyl-1-phenyl-1-butanone



3-Methyl-4-phenyl-3-butenamide



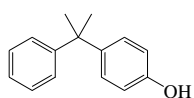
Methylphenylcarbamic chloride



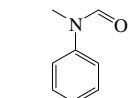
1-(2-Methylphenyl)ethanone



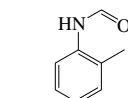
1-(3-Methylphenyl)ethanone



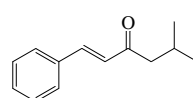
4-(1-Methyl-1-phenylethyl)phenol



N-Methyl-N-phenylformamide



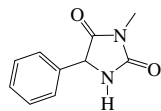
N-(2-Methylphenyl)formamide



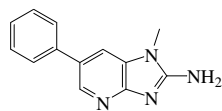
5-Methyl-1-phenyl-1-hexen-3-one



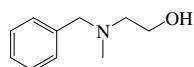
1-Methyl-1-phenylhydrazine



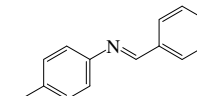
3-Methyl-5-phenyl-2,4-imidazolidinedione



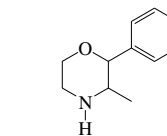
1-Methyl-6-phenylimidazo[4,5-b]pyridin-2-amine



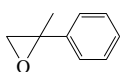
2-[Methyl(phenylmethyl)amino]ethanol



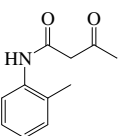
4-Methyl-N-(phenylmethylene)aniline



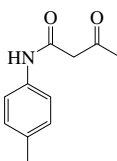
3-Methyl-2-phenylmorpholine



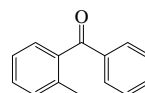
2-Methyl-2-phenyloxirane



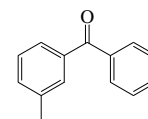
N-(2-Methylphenyl)-3-oxo-butanamide



N-(4-Methylphenyl)-3-oxobutanamide

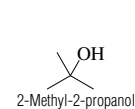
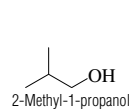
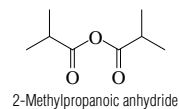
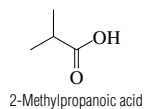
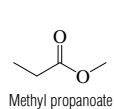
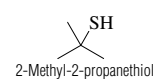
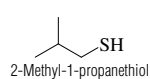
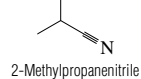
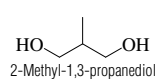
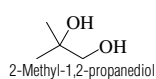
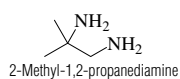
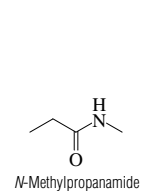
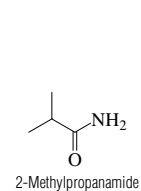
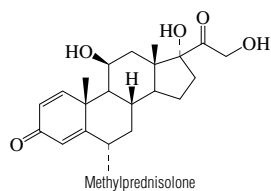
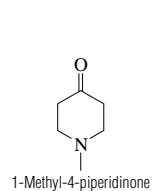
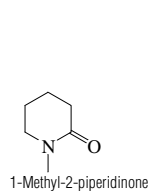
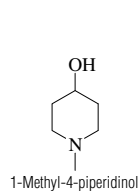
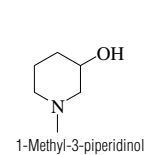
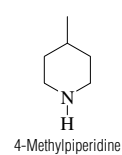
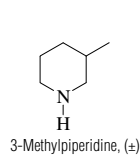
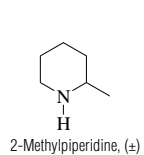
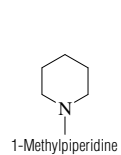
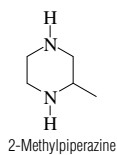
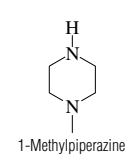
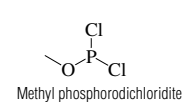
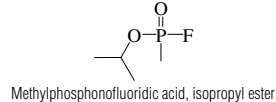
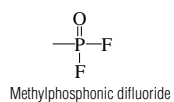
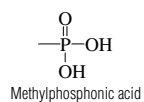
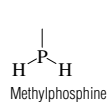
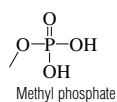
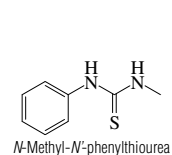
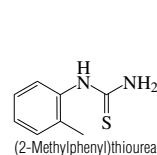
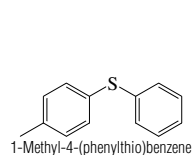
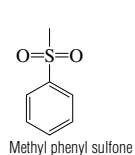
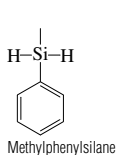
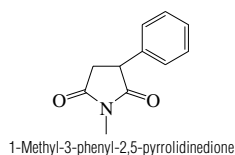
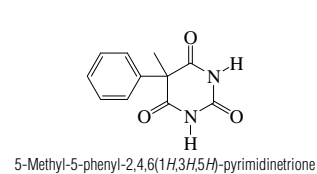
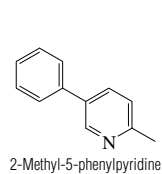
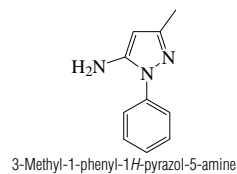
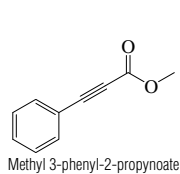
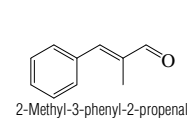
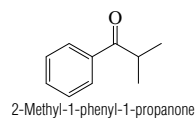
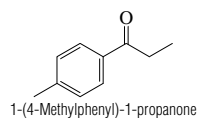
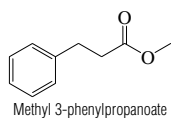
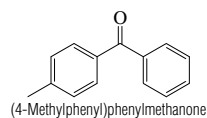


(2-Methylphenyl)phenylmethanone



(3-Methylphenyl)phenylmethanone

No.	Name	Synonym	Mol. Form.	CAS RN	Mol. Wt.	Physical Form	mp/°C	bp/°C	den/ g cm ⁻³	n _D	Solubility
7650	(4-Methylphenyl) phenylmethanone		C ₁₄ H ₁₂ O	134-84-9	196.244	mcl pr	59.5	228 ⁷⁰	0.9926 ⁹		i H ₂ O; sl EtOH, lig; s eth, bz, chl
7651	Methyl 3-phenylpropanoate	Methyl dihydrocinnamate	C ₁₀ H ₁₂ O ₂	103-25-3	164.201			238.5; 91 ⁴	1.0455 ²⁵		i H ₂ O; s EtOH, eth, bz, AcOEt
7652	1-(4-Methylphenyl)-1-propanone		C ₁₀ H ₁₂ O	5337-93-9	148.201		7.2	236	0.9926 ²⁰	1.5278 ²⁰	i H ₂ O; s EtOH, eth, ace, bz, CS ₂
7653	2-Methyl-1-phenyl-1-propanone		C ₁₀ H ₁₂ O	611-70-1	148.201	liq	-0.7	220	0.9863 ¹¹	1.5172 ²⁰	vs eth, EtOH
7654	2-Methyl-3-phenyl-2-propenal		C ₁₀ H ₁₀ O	101-39-3	146.185			248; 150 ¹⁰⁰	1.0407 ¹⁷	1.6057 ¹⁷	
7655	Methyl 3-phenyl-2-propynoate		C ₁₀ H ₈ O ₂	4891-38-7	160.170		26	158 ⁴⁸ , 132 ¹⁶	1.0830 ²⁵	1.5618 ²⁵	
7656	3-Methyl-1-phenyl-1 <i>H</i> -pyrazol-5-amine		C ₁₀ H ₁₁ N ₃	1131-18-6	173.214		116	333			s H ₂ O, EtOH, chl; sl bz
7657	2-Methyl-5-phenylpyridine		C ₁₂ H ₁₁ N	3256-88-0	169.222			189 ⁵⁰	1.0590 ²⁵	1.6055 ²⁵	
7658	5-Methyl-5-phenyl-2,4,6-(1 <i>H</i> ,3 <i>H</i> ,5 <i>H</i>)-pyrimidinetrione	Phenylmethylbarbituric acid	C ₁₁ H ₁₀ N ₂ O ₃	76-94-8	218.208	cry	220				i H ₂ O; s EtOH, eth, alk
7659	1-Methyl-3-phenyl-2,5-pyrrolidinedione	Phensuximide	C ₁₁ H ₁₁ NO ₂	86-34-0	189.211	cry (hot al)	72				vs EtOH, MeOH
7660	Methylphenylsilane		C ₇ H ₁₀ Si	766-08-5	122.240			140	0.8895 ²⁰	1.5058 ²⁰	
7661	Methyl phenyl sulfone		C ₇ H ₈ O ₂ S	3112-85-4	156.203		88				i H ₂ O; s EtOH, bz, chl; sl ctc
7662	1-Methyl-4-(phenylthio)benzene		C ₁₃ H ₁₂ S	3699-01-2	200.299		15.7	317	1.0986 ²⁵	1.6225 ²⁵	i H ₂ O; s ace, bz
7663	(2-Methylphenyl)thiourea	<i>o</i> -Tolylthiourea	C ₈ H ₁₀ N ₂ S	614-78-8	166.243	nd (dil al, w)	162				vs H ₂ O, EtOH; sl eth
7664	<i>N</i> -Methyl- <i>N'</i> -phenylthiourea		C ₈ H ₁₀ N ₂ S	2724-69-8	166.243	ta, pl	112.5				vs EtOH
7665	Methyl phosphate	Methyl dihydrogen phosphate	CH ₂ O ₄ P	812-00-0	112.022	oil					
7666	Methylphosphine		CH ₃ P	593-54-4	48.025	col gas		-16			vs eth
7667	Methylphosphonic acid		CH ₂ O ₃ P	993-13-5	96.023	hyg pl	108.5	dec			vs H ₂ O, EtOH, eth; i bz, peth
7668	Methylphosphonic difluoride		CH ₂ F ₂ OP	676-99-3	100.005	liq		98; 22 ²⁷	1.3314 ²⁰		
7669	Methylphosphonofluoridic acid, isopropyl ester	Sarin	C ₆ H ₁₀ FO ₂ P	107-44-8	140.093	liq	-57	147	1.10 ²⁰		dec H ₂ O
7670	Methyl phosphorodichloridite	Methyl dichlorophosphite	CH ₂ Cl ₂ OP	3279-26-3	132.914	hyg liq	-91	93	1.406	1.4740 ²⁰	
7671	1-Methylpiperazine		C ₆ H ₁₂ N ₂	109-01-3	100.162			138		1.4378 ²⁰	vs H ₂ O, eth, EtOH
7672	2-Methylpiperazine		C ₆ H ₁₂ N ₂	109-07-9	100.162	hyg lf (al)	62	153			vs H ₂ O; s EtOH, eth, bz, chl
7673	1-Methylpiperidine		C ₆ H ₁₃ N	626-67-5	99.174	liq	-102.7	107	0.8159 ²⁰	1.4355 ²⁰	vs H ₂ O; msc EtOH, eth; s ctc
7674	2-Methylpiperidine, (±)		C ₆ H ₁₃ N	3000-79-1	99.174	liq	-2.5	118	0.8436 ²⁴	1.4459 ²⁰	vs H ₂ O; s EtOH, eth; sl chl; i dil KOH
7675	3-Methylpiperidine, (±)		C ₆ H ₁₃ N	53152-98-0	99.174	liq	-24	125.5	0.8446 ²⁵	1.4470 ²⁰	vs H ₂ O; sl chl
7676	4-Methylpiperidine		C ₆ H ₁₃ N	626-58-4	99.174			130	0.8674 ²⁵	1.4458 ²⁰	vs H ₂ O; sl chl
7677	1-Methyl-3-piperidinol		C ₆ H ₁₃ NO	3554-74-3	115.173			93 ²⁶ , 77 ¹¹	0.9635 ¹⁶	1.4735 ²⁰	
7678	1-Methyl-4-piperidinol		C ₆ H ₁₃ NO	106-52-5	115.173		29	200		1.4775 ²⁰	
7679	1-Methyl-2-piperidinone		C ₆ H ₁₁ NO	931-20-4	113.157			221; 105 ¹²	1.0263 ²⁵	1.4820 ²⁰	
7680	1-Methyl-4-piperidinone		C ₆ H ₁₁ NO	1445-73-4	113.157			85 ⁴⁵ , 57 ¹¹	0.971 ²⁵	1.4580 ²⁵	
7681	Methylprednisolone		C ₂₂ H ₃₀ O ₅	83-43-2	374.470	cry	232				
7682	2-Methylpropanamide		C ₄ H ₉ NO	563-83-7	87.120		129.0	217	1.013 ²⁰		s chl
7683	<i>N</i> -Methylpropanamide		C ₄ H ₉ NO	1187-58-2	87.120	liq	-30.9	148	0.9305 ²⁵	1.4345 ²⁵	
7684	2-Methyl-1,2-propanediamine		C ₄ H ₁₂ N ₂	811-93-8	88.151			123	0.841 ²⁵	1.4410 ²⁰	s ctc
7685	2-Methyl-1,2-propanediol		C ₄ H ₁₀ O ₂	558-43-0	90.121			176	1.0024 ²⁰	1.4350 ²⁰	vs H ₂ O, eth, EtOH
7686	2-Methyl-1,3-propanediol		C ₄ H ₁₀ O ₂	2163-42-0	90.121	liq	-91	211.6; 124 ²⁰	1.015 ²⁰	1.4450 ²⁰	
7687	2-Methylpropanenitrile	Isobutyronitrile	C ₄ H ₇ N	78-82-0	69.106	liq	-71.5	103.9	0.7704 ²⁰	1.3720 ²⁰	sl H ₂ O; vs EtOH, eth, ace, chl
7688	2-Methyl-1-propanethiol	Isobutyl mercaptan	C ₄ H ₁₀ S	513-44-0	90.187		<-70	88.5	0.8357 ²⁰	1.4387 ²⁰	sl H ₂ O; vs EtOH, eth, ace; s ctc
7689	2-Methyl-2-propanethiol	<i>tert</i> -Butyl mercaptan	C ₄ H ₁₀ S	75-66-1	90.187	liq	-0.5	64.2	0.7943 ²⁵	1.4232 ²⁰	i H ₂ O; s ctc, hp
7690	Methyl propanoate	Methyl propionate	C ₄ H ₈ O ₂	554-12-1	88.106	liq	-87.5	79.8	0.9150 ²⁰	1.3775 ²⁰	sl H ₂ O; msc EtOH, eth; s ace, ctc
7691	2-Methylpropanoic acid	Isobutyric acid	C ₄ H ₈ O ₂	79-31-2	88.106	liq	-46	154.45	0.9681 ²⁰	1.3930 ²⁰	vs H ₂ O; msc EtOH, eth; sl ctc
7692	2-Methylpropanoic anhydride	Isobutyric anhydride	C ₈ H ₁₄ O ₃	97-72-3	158.195	liq	-53.5	183; 89 ³²	0.9535 ²⁰	1.4061 ¹⁹	msc eth; s chl
7693	2-Methyl-1-propanol	Isobutyl alcohol	C ₄ H ₁₀ O	78-83-1	74.121	liq	-101.9	107.89	0.8018 ²⁰	1.3955 ²⁰	s H ₂ O, EtOH, eth, ace, ctc
7694	2-Methyl-2-propanol	<i>tert</i> -Butyl alcohol	C ₄ H ₁₀ O	75-65-0	74.121		25.69	82.4	0.7887 ²⁰	1.3878 ²⁰	msc H ₂ O, EtOH, eth; s chl



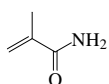
No.	Name	Synonym	Mol. Form.	CAS RN	Mol. Wt.	Physical Form	mp/°C	bp/°C	den/ g cm ⁻³	n _D	Solubility
7695	2-Methylpropanoyl chloride	Isobutyric acid chloride	C ₄ H ₇ ClO	79-30-1	106.551	liq	-90	92		1.4079 ²⁰	s eth
7696	2-Methylpropenal	Methacrolein	C ₄ H ₆ O	78-85-3	70.090			68.4	0.840 ²⁵	1.4144 ²⁰	msc H ₂ O, EtOH, eth
7697	2-Methyl-2-propenamidine		C ₄ H ₇ NO	79-39-0	85.105	cry (bz)	110.5				sl eth, chl; s EtOH, CH ₂ Cl ₂
7698	<i>N</i> -Methyl-2-propen-1-amine		C ₄ H ₇ N	627-37-2	71.121			64		1.4065 ²⁰	vs H ₂ O, ace, eth, EtOH
7699	2-Methyl-2-propene-1,1-diol diacetate	Methacrolein diacetate	C ₈ H ₁₂ O ₄	10476-95-6	172.179			191		1.4241 ²⁰	
7700	2-Methyl-1-propene, tetramer		C ₁₆ H ₃₂	15220-85-6	224.425	liq	-98	244; 109 ¹⁵	0.7944 ²⁰	1.4482 ²⁰	
7701	2-Methyl-2-propenoic anhydride	Methacrylic acid anhydride	C ₈ H ₁₀ O ₃	760-93-0	154.163			89 ⁵		1.4540 ²⁰	msc EtOH, eth
7702	2-Methyl-2-propenol	Methallyl alcohol	C ₄ H ₈ O	513-42-8	72.106			114.5	0.8515 ²⁰	1.4255 ²⁰	vs H ₂ O; msc EtOH, eth
7703	2-Methyl-2-propenoyl chloride	Methacrylic acid chloride	C ₄ H ₇ ClO	920-46-7	104.535	liq	-60	96	1.0871 ²⁰	1.4435 ²⁰	s eth, ace, chl
7704	<i>cis</i> -(1-Methyl-1-propenyl)benzene		C ₁₀ H ₁₂	767-99-7	132.202			194.7; 177 ⁵⁰⁰	0.9191 ²⁵	1.5402 ²⁵	i H ₂ O; s bz, chl
7705	<i>trans</i> -(1-Methyl-1-propenyl)benzene		C ₁₀ H ₁₂	768-00-3	132.202	liq	-23.5	194.7	0.9138 ²⁵	1.5425 ²⁰	i H ₂ O; s bz, chl
7706	(2-Methyl-1-propenyl)benzene		C ₁₀ H ₁₂	768-49-0	132.202	liq	-48.0	183; 99 ⁴³	0.900 ²⁰	1.5388 ²⁰	
7707	4-(2-Methylpropenyl)morpholine	1-Morpholinoisobutene	C ₈ H ₁₅ NO	2403-55-6	141.211			120	89 ²⁰		1.4663 ²⁰
7708	2-(2-Methylpropoxy)ethanol		C ₈ H ₁₄ O ₂	4439-24-1	118.174			160	0.8900 ²⁰	1.4143 ²⁰	
7709	Methylpropylamine	<i>N</i> -Methyl-1-propanamine	C ₄ H ₁₁ N	627-35-0	73.137			63	0.7204 ¹⁷		
7710	1-Methyl-2-propylbenzene		C ₁₀ H ₁₄	1074-17-5	134.218	liq	-60.3	185	0.8697 ²⁵	1.4996 ²⁰	
7711	1-Methyl-3-propylbenzene		C ₁₀ H ₁₄	1074-43-7	134.218	liq	-82.5	182	0.8569 ²⁵	1.4935 ²⁰	
7712	1-Methyl-4-propylbenzene		C ₁₀ H ₁₄	1074-55-1	134.218	liq	-63.6	183.4	0.8544 ²⁵	1.4922 ²⁰	i H ₂ O; s EtOH, eth
7713	<i>cis</i> -1-Methyl-2-propylcyclopentane		C ₉ H ₁₈	932-43-4	126.239	liq	-104	152.6	0.7881 ²⁵	1.4343 ²⁰	
7714	<i>trans</i> -1-Methyl-2-propylcyclopentane		C ₉ H ₁₈	932-44-5	126.239	liq	-123	146.4	0.7735 ²⁵	1.4274 ²⁰	
7715	Methyl propyl disulfide		C ₄ H ₁₀ S ₂	2179-60-4	122.252	liq		70 ⁴³	0.980	1.5080 ²⁰	
7716	Methyl propyl ether	1-Methoxypropane	C ₄ H ₁₀ O	557-17-5	74.121			39.1	0.7356 ¹³	1.3579 ²⁵	s H ₂ O, ace; msc EtOH, eth
7717	1-Methyl-2-propylpiperidine, (<i>S</i>)	Methylconiine	C ₉ H ₁₉ N	35305-13-6	141.254			174	0.8326 ²²	1.4538 ¹²	vs ace, EtOH
7718	2-Methyl-2-propyl-1,3-propanediol		C ₇ H ₁₆ O ₂	78-26-2	132.201	cry (hx)	62.5	234; 121 ¹⁰			s H ₂ O, hx; sl chl
7719	2-Methyl-2-propyl-1,3-propanediol dicarbamate	Meprobamate	C ₉ H ₁₈ N ₂ O ₄	57-53-4	218.250	cry (w)	105				vs bz, eth, EtOH
7720	Methyl propyl sulfide		C ₄ H ₁₀ S	3877-15-4	90.187	liq	-113	95.6	0.8424 ²⁰	1.4442 ²⁰	s H ₂ O, EtOH, eth, ace
7721	<i>N</i> -Methyl-2-propyn-1-amine		C ₄ H ₇ N	35161-71-8	69.106			83	0.819 ²⁵	1.4332 ²⁰	
7722	<i>N</i> -Methyl- <i>N</i> -2-propynylbenzenemethanamine	Pargyline	C ₁₁ H ₁₃ N	555-57-7	159.228			96 ¹¹	0.944 ²⁵	1.5213 ²⁰	
7723	3-Methylpyrazinamine	2-Amino-3-methylpyrazine	C ₅ H ₇ N ₃	19838-08-5	109.130	nd (hx/ AcOEt)	174				
7724	2-Methylpyrazine		C ₅ H ₆ N ₂	109-08-0	94.115	liq	-29	137	1.03 ²⁰	1.5042 ²⁰	msc H ₂ O, EtOH, eth; s ace; sl ctc
7725	1-Methyl-1 <i>H</i> -pyrazole		C ₄ H ₆ N ₂	930-36-9	82.104			127	0.9929 ¹³	1.4787 ¹³	
7726	3-Methyl-1 <i>H</i> -pyrazole		C ₄ H ₆ N ₂	1453-58-3	82.104		36.5	204; 108 ²⁵	1.0203 ¹⁶	1.4915 ²⁰	msc H ₂ O, EtOH, eth
7727	4-Methyl-1 <i>H</i> -pyrazole	Formepizole	C ₄ H ₆ N ₂	7554-65-6	82.104			206; 95 ¹³	1.015 ²⁰		
7728	3-Methyl-2-pyrazolin-5-one		C ₄ H ₆ N ₂ O	108-26-9	98.103		215				vs H ₂ O; sl EtOH
7729	1-Methylpyrene		C ₁₇ H ₁₂	2381-21-7	216.277		71.3	410			
7730	2-Methylpyrene		C ₁₇ H ₁₂	3442-78-2	216.277	fl (EtOH)	143	409.8			
7731	3-Methylpyridazine	3-Methyl-1,2-diazine	C ₆ H ₈ N ₂	1632-76-4	94.115		184	214	1.0450 ²⁶	1.5145 ²⁰	
7732	3-Methyl-2-pyridinamine	2-Amino-3-picoline	C ₆ H ₈ N ₂	1603-40-3	108.141	hyg	33.5	222; 95 ⁹			vs H ₂ O; s EtOH, eth, ace, bz, ctc; sl lig
7733	4-Methyl-2-pyridinamine	2-Amino-4-picoline	C ₆ H ₈ N ₂	695-34-1	108.141	lf or pl (lig)	100	116 ¹¹			vs H ₂ O; s EtOH, eth, ace, bz; i lig; sl chl
7734	5-Methyl-2-pyridinamine		C ₆ H ₈ N ₂	1603-41-4	108.141		76.5	227			
7735	6-Methyl-2-pyridinamine	2-Amino-6-picoline	C ₆ H ₈ N ₂	1824-81-3	108.141	hyg (lig)	41	208.5			vs H ₂ O; s EtOH, eth, ace, bz, lig
7736	<i>N</i> -Methyl-2-pyridinamine		C ₆ H ₈ N ₂	4597-87-9	108.141		15	200.5	1.048 ²⁹		s H ₂ O, bz; vs EtOH, eth, HOAc
7737	<i>N</i> -Methyl-4-pyridinamine		C ₆ H ₈ N ₂	1121-58-0	108.141	pl (eth)	118.8				vs H ₂ O, ace, eth, EtOH
7738	2-Methylpyridine	2-Picoline	C ₆ H ₇ N	109-06-8	93.127	liq	-66.68	129.38	0.9443 ²⁰	1.4957 ²⁰	vs H ₂ O, ace; msc EtOH, eth; s ctc



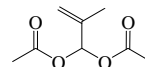
2-Methylpropanoyl chloride



2-Methylpropenal



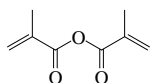
2-Methyl-2-propenamamide

*N*-Methyl-2-propen-1-amine

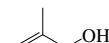
2-Methyl-2-propene-1,1-diol diacetate



2-Methyl-1-propene, tetramer



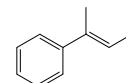
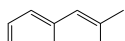
2-Methyl-2-propenoic anhydride



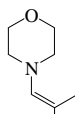
2-Methyl-2-propenol



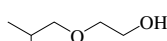
2-Methyl-2-propenoyl chloride

*cis*-(1-Methyl-1-propenyl)benzene*trans*-(1-Methyl-1-propenyl)benzene

(2-Methyl-1-propenyl)benzene



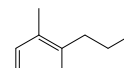
4-(2-Methylpropenyl)morpholine



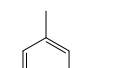
2-(2-Methylpropoxy)ethanol



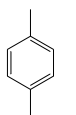
Methylpropylamine



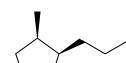
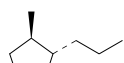
1-Methyl-2-propylbenzene



1-Methyl-3-propylbenzene



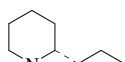
1-Methyl-4-propylbenzene

*cis*-1-Methyl-2-propylcyclopentane*trans*-1-Methyl-2-propylcyclopentane

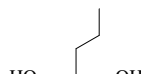
Methyl propyl disulfide



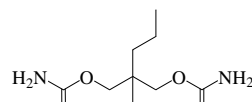
Methyl propyl ether



1-Methyl-2-propylpiperidine, (S)



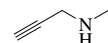
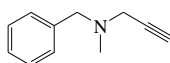
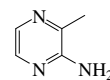
2-Methyl-2-propyl-1,3-propanediol



2-Methyl-2-propyl-1,3-propanediol dicarbamate



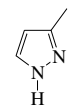
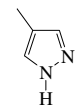
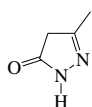
Methyl propyl sulfide

*N*-Methyl-2-propyn-1-amine*N*-Methyl-*N*-2-propynylbenzenemethanamine

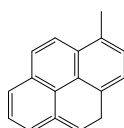
3-Methylpyrazinamine



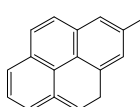
2-Methylpyrazine

1-Methyl-1*H*-pyrazole3-Methyl-1*H*-pyrazole4-Methyl-1*H*-pyrazole

3-Methyl-2-pyrazolin-5-one



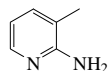
1-Methylpyrene



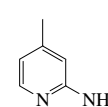
2-Methylpyrene



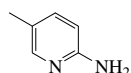
3-Methylpyridazine



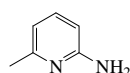
3-Methyl-2-pyridinamine



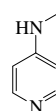
4-Methyl-2-pyridinamine



5-Methyl-2-pyridinamine



6-Methyl-2-pyridinamine

*N*-Methyl-2-pyridinamine*N*-Methyl-4-pyridinamine

2-Methylpyridine

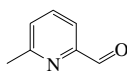
No.	Name	Synonym	Mol. Form.	CAS RN	Mol. Wt.	Physical Form	mp/°C	bp/°C	den/ g cm ⁻³	n _D	Solubility
7739	3-Methylpyridine	3-Picoline	C ₆ H ₇ N	108-99-6	93.127	liq	-18.14	144.14	0.9566 ²⁰	1.5040 ²⁰	msc H ₂ O, EtOH, eth; vs ace; s ctc
7740	4-Methylpyridine	4-Picoline	C ₆ H ₇ N	108-89-4	93.127		3.67	145.36	0.9548 ²⁰	1.5037 ²⁰	msc H ₂ O, EtOH, eth; s ace, ctc
7741	6-Methyl-2-pyridinecarboxaldehyde		C ₇ H ₇ NO	1122-72-1	121.137		32	77 ¹²			
7742	Methyl 3-pyridinecarboxylate	Methyl nicotinate	C ₇ H ₇ NO ₂	93-60-7	137.137	cry	42.5	204			s H ₂ O, EtOH, bz
7743	Methyl 4-pyridinecarboxylate	Methyl isonicotinate	C ₇ H ₇ NO ₂	2459-09-8	137.137		16.1	208	1.1599 ²⁰	1.5135 ²⁰	sl H ₂ O, ctc; s EtOH, eth, bz
7744	2-Methylpyridine-1-oxide		C ₆ H ₇ NO	931-19-1	109.126		49	260			
7745	3-Methylpyridine-1-oxide		C ₆ H ₇ NO	1003-73-2	109.126		39	148 ¹⁵			s chl
7746	4-Methylpyridine-1-oxide		C ₆ H ₇ NO	1003-67-4	109.126		185.8				
7747	1-Methyl-2(1 <i>H</i>)-pyridinone		C ₆ H ₇ NO	694-85-9	109.126	nd	31	250	1.1120 ²⁰		msc H ₂ O; sl peth, lig
7748	1-(6-Methyl-3-pyridinyl)ethanone		C ₈ H ₉ NO	36357-38-7	135.163		17.6	144 ⁵⁰	1.0168 ²⁵	1.5302 ²⁵	vs H ₂ O
7749	4-Methyl-2-pyrimidinamine		C ₆ H ₇ N ₃	108-52-1	109.130	pl (w), nd (sub)	160.3	sub			s H ₂ O, EtOH; sl chl
7750	2-Methylpyrimidine	2-Methyl-1,3-diazine	C ₅ H ₆ N ₂	5053-43-0	94.115	liq	-4	138			msc H ₂ O
7751	4-Methylpyrimidine	4-Methyl-1,3-diazine	C ₅ H ₆ N ₂	3438-46-8	94.115		32	142	1.030 ¹⁶	1.500 ²⁰	msc H ₂ O
7752	5-Methylpyrimidine	5-Methyl-1,3-diazine	C ₅ H ₆ N ₂	2036-41-1	94.115		30.5	153			vs H ₂ O
7753	6-Methyl-2,4(1 <i>H</i> ,3 <i>H</i>)-pyrimidinedione	6-Methyluracil	C ₆ H ₆ N ₂ O ₂	626-48-2	126.114	oct pr or nd (w, al)	275 dec				s H ₂ O, EtOH; sl eth, tfa; vs NH ₃
7754	1-Methylpyrrole		C ₅ H ₇ N	96-54-8	81.117	liq	-56.32	112.81	0.9145 ¹⁵	1.4875 ²⁰	i H ₂ O; msc EtOH, eth
7755	2-Methylpyrrole		C ₅ H ₇ N	636-41-9	81.117	liq	-35.6	147.6	0.9446 ¹⁵	1.5035 ¹⁶	i H ₂ O; msc EtOH, eth
7756	3-Methylpyrrole		C ₅ H ₇ N	616-43-3	81.117	liq	-48.4	142.9; 45 ¹¹		1.4970 ²⁰	msc EtOH, eth
7757	<i>N</i> -Methylpyrrolidine		C ₅ H ₁₁ N	120-94-5	85.148			81	0.8188 ²⁰	1.4247 ²⁰	vs H ₂ O, eth
7758	1-Methyl-2,5-pyrrolidinedione		C ₅ H ₇ NO ₂	1121-07-9	113.116	nd (eth-peth, al, ace)	71	234			s H ₂ O, EtOH; vs eth
7759	<i>N</i> -Methyl-2-pyrrolidinethione		C ₅ H ₇ NS	10441-57-3	115.197	oil		100 ^{0,18}			
7760	5-Methyl-2-pyrrolidinone		C ₅ H ₉ NO	108-27-0	99.131		43	248	1.0458 ²⁰		
7761	1-(1-Methyl-2-pyrrolidinyl)-2-propanone, (<i>R</i>)	Hygrine	C ₈ H ₁₃ NO	496-49-1	141.211			76.5 ¹¹		1.4555 ²⁰	vs EtOH, chl
7762	3-(1-Methyl-2-pyrrolidinyl)pyridine, (±)		C ₁₀ H ₁₄ N ₂	22083-74-5	162.231			244	1.0082 ²⁰	1.5289 ²⁰	msc H ₂ O; vs EtOH, eth, chl; s lig
7763	<i>N</i> -Methyl-2-pyrrolidinone		C ₅ H ₉ NO	872-50-4	99.131	liq	-23.09	202	1.0230 ²⁵	1.4684 ²⁰	vs H ₂ O; s eth, ace, chl
7764	1-(1-Methyl-1 <i>H</i> -pyrrol-2-yl)ethanone		C ₇ H ₉ NO	932-16-1	123.152			201 ²⁵² , 93 ²²	1.0445 ¹⁵	1.5403 ¹⁵	s EtOH, bz, chl
7765	6-Methyl-8-quinolinamine	8-Amino-6-methylquinoline	C ₁₀ H ₁₀ N ₂	68420-93-9	158.199	nd	73	sub			vs ace, bz, eth, EtOH
7766	2-Methylquinoline	Quinaldine	C ₁₀ H ₉ N	91-63-4	143.185	col oily liq	-0.8	246.5	1.06 ²⁵	1.6116 ²⁰	sl H ₂ O; s EtOH, eth, ace, ctc, chl
7767	3-Methylquinoline		C ₁₀ H ₉ N	612-58-8	143.185	pr	16.5	259.8	1.0673 ²⁰	1.6171 ²⁰	vs ace, eth, EtOH
7768	4-Methylquinoline	Lepidine	C ₁₀ H ₉ N	491-35-0	143.185	col oily liq	9.5	262	1.083 ²⁰	1.6200 ²⁰	sl H ₂ O; s EtOH, eth, ace; i alk
7769	5-Methylquinoline		C ₁₀ H ₉ N	7661-55-4	143.185	col cry	19	262.7	1.0832 ²⁰	1.6219 ²⁰	sl H ₂ O; s ace; msc EtOH, eth
7770	6-Methylquinoline		C ₁₀ H ₉ N	91-62-3	143.185	col oily liq	-22	258.6	1.0654 ²⁰	1.6157 ²⁰	sl H ₂ O; s EtOH, eth, ace
7771	7-Methylquinoline	<i>m</i> -Toluquinoline	C ₁₀ H ₉ N	612-60-2	143.185	ye cry	39	257.6	1.0609 ²⁰	1.6150 ²⁰	sl H ₂ O; s EtOH, eth, ace
7772	8-Methylquinoline		C ₁₀ H ₉ N	611-32-5	143.185	col liq	-80	247.5	1.0719 ²⁰	1.6164 ²⁰	sl H ₂ O; s ace; msc EtOH, eth
7773	2-Methyl-8-quinolinol		C ₁₀ H ₉ NO	826-81-3	159.184		73.8	267			i H ₂ O; s EtOH, eth, bz, ctc
7774	1-Methyl-2(1 <i>H</i>)-quinolinone		C ₁₀ H ₉ NO	606-43-9	159.184	nd (lig)	74	325			sl H ₂ O, lig; s EtOH, eth, ace; vs bz
7775	1-Methyl-4(1 <i>H</i>)-quinolinone	Echinopsine	C ₁₀ H ₉ NO	83-54-5	159.184	α-nd (bz); β-cry (al)					s H ₂ O; vs EtOH, bz, chl; sl eth
7776	2-Methylquinoxaline		C ₉ H ₇ N ₂	7251-61-8	144.173	ye cry	180.5	244			msc H ₂ O, eth, ace, bz; vs EtOH; s ctc
7777	Methyl Red	Benzoic acid, 2-[[4-(dimethylamino)phenyl]azo]-	C ₁₅ H ₁₅ N ₃ O ₂	493-52-7	269.299	viol or red pr (to, bz)	183				sl H ₂ O, lig; s EtOH; vs ace, bz, chl
7778	Methyl β- <i>D</i> -ribofuranoside		C ₆ H ₁₂ O ₅	7473-45-2	164.156		80				



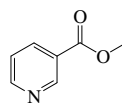
3-Methylpyridine



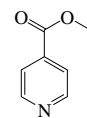
4-Methylpyridine



6-Methyl-2-pyridinecarboxaldehyde



Methyl 3-pyridinecarboxylate



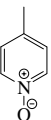
Methyl 4-pyridinecarboxylate



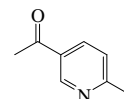
2-Methylpyridine-1-oxide



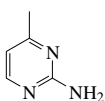
3-Methylpyridine-1-oxide



4-Methylpyridine-1-oxide

1-Methyl-2(1*H*)-pyridinone

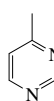
1-(6-Methyl-3-pyridinyl)ethanone



4-Methyl-2-pyrimidinamine



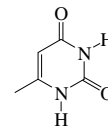
2-Methylpyrimidine



4-Methylpyrimidine



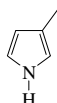
5-Methylpyrimidine

6-Methyl-2,4(1*H*,3*H*)-pyrimidinedione

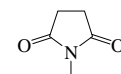
1-Methylpyrrole



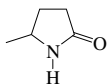
2-Methylpyrrole



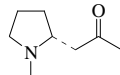
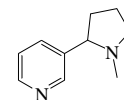
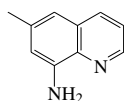
3-Methylpyrrole

*N*-Methylpyrrolidine

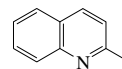
1-Methyl-2,5-pyrrolidinedione

*N*-Methyl-2-pyrrolidinethione

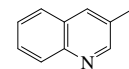
5-Methyl-2-pyrrolidinone

1-(1-Methyl-2-pyrrolidyl)-2-propanone, (*R*)3-(1-Methyl-2-pyrrolidyl)pyridine, (\pm)*N*-Methyl-2-pyrrolidinone1-(1-Methyl-1*H*-pyrrol-2-yl)ethanone

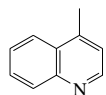
6-Methyl-8-quinolinamine



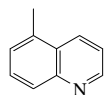
2-Methylquinoline



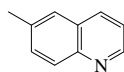
3-Methylquinoline



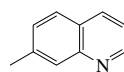
4-Methylquinoline



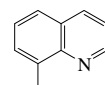
5-Methylquinoline



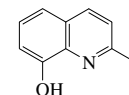
6-Methylquinoline



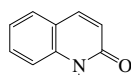
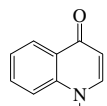
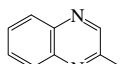
7-Methylquinoline



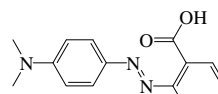
8-Methylquinoline



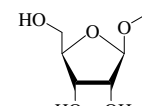
2-Methyl-8-quinolinol

1-Methyl-2(1*H*)-quinolinone1-Methyl-4(1*H*)-quinolinone

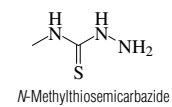
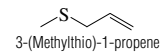
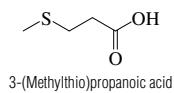
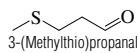
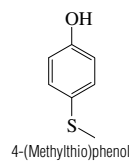
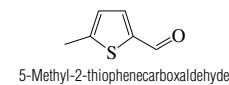
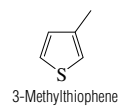
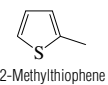
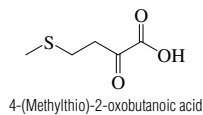
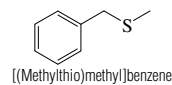
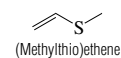
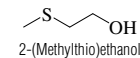
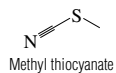
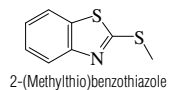
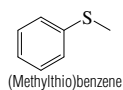
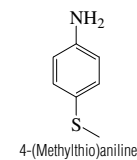
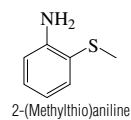
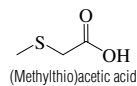
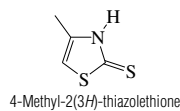
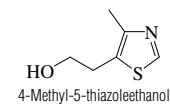
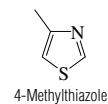
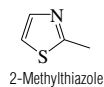
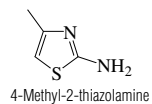
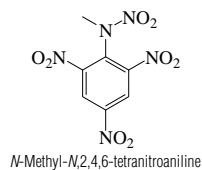
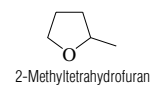
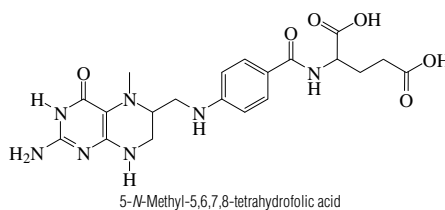
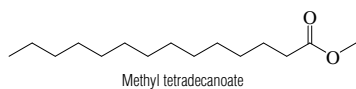
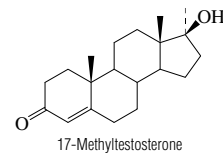
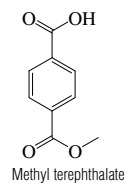
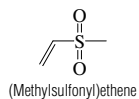
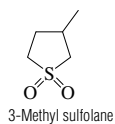
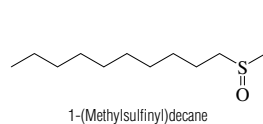
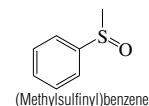
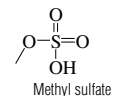
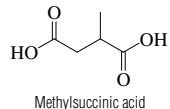
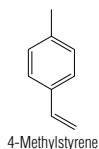
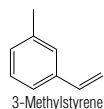
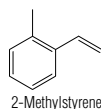
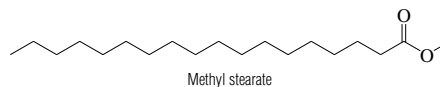
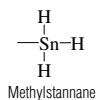
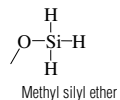
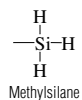
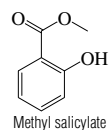
2-Methylquinoxaline



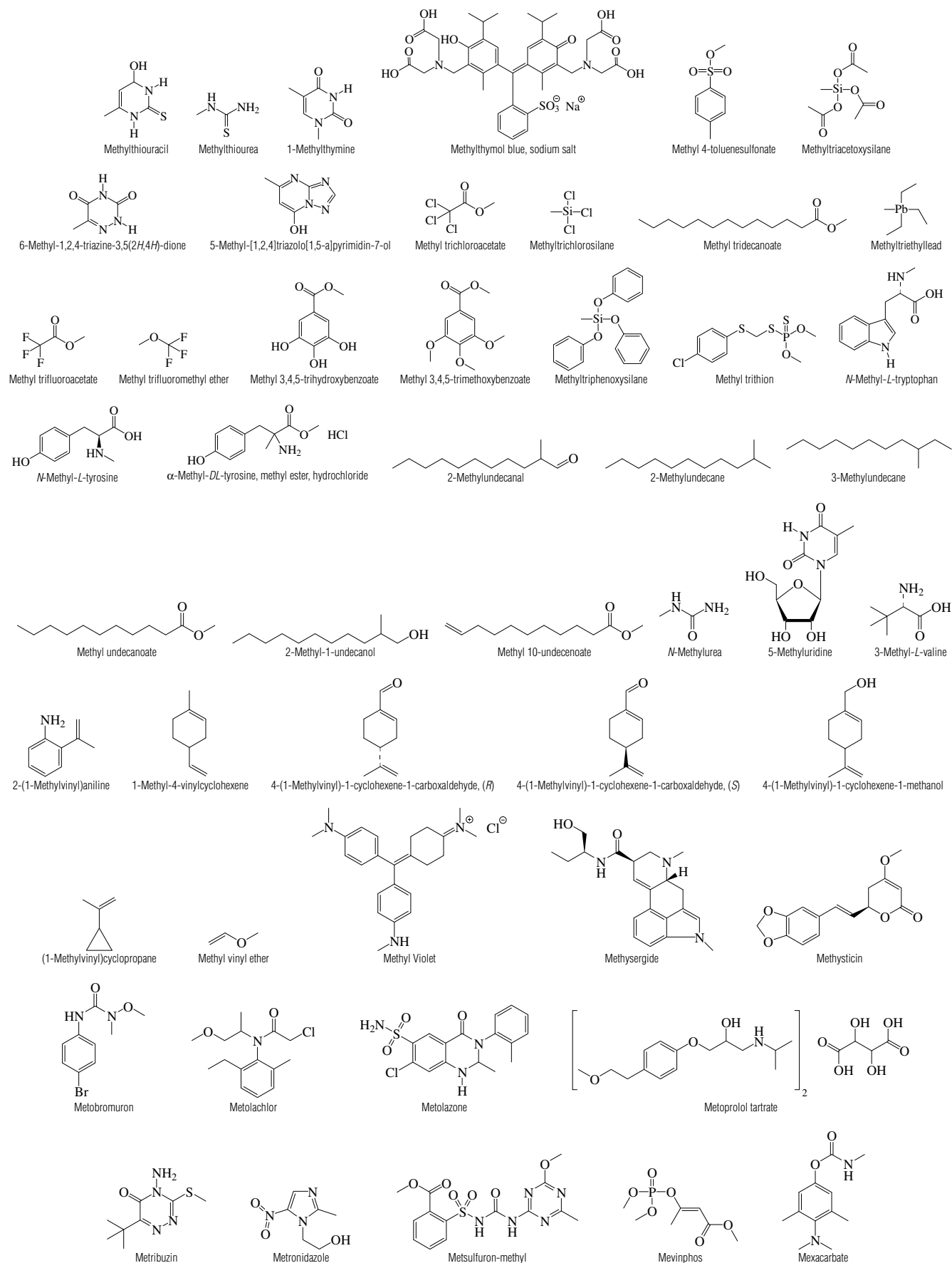
Methyl Red

Methyl β -*D*-ribofuranoside

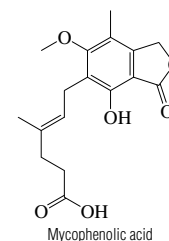
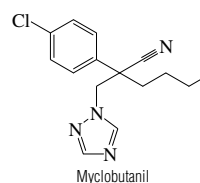
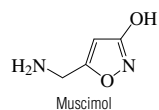
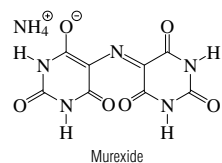
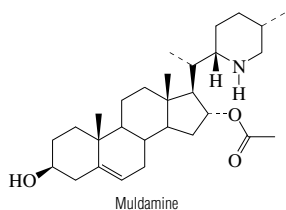
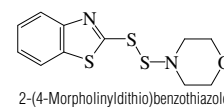
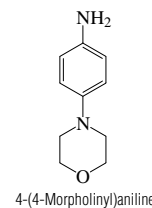
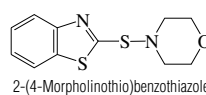
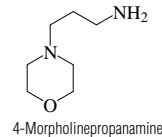
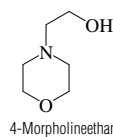
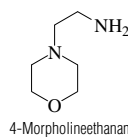
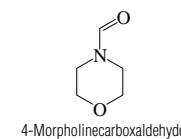
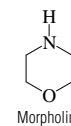
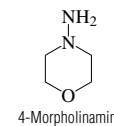
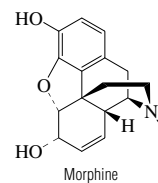
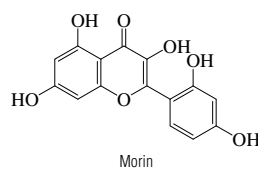
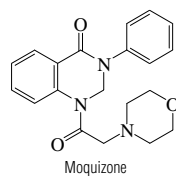
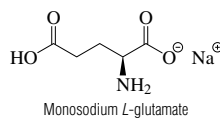
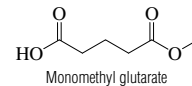
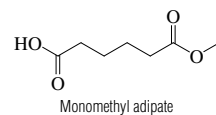
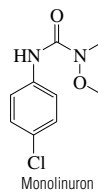
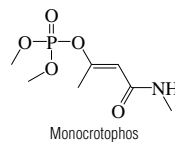
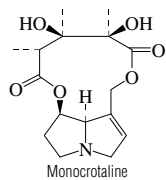
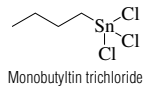
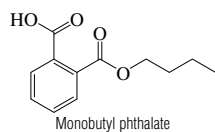
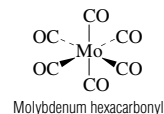
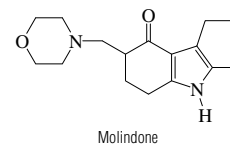
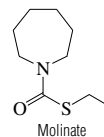
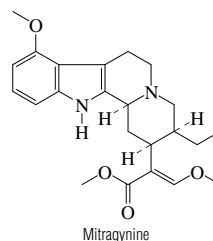
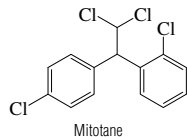
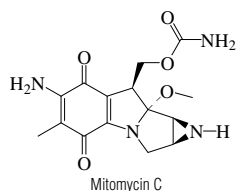
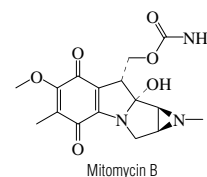
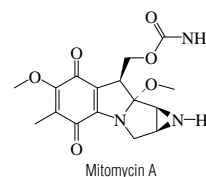
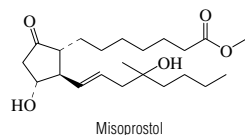
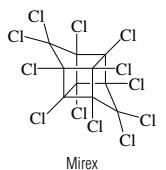
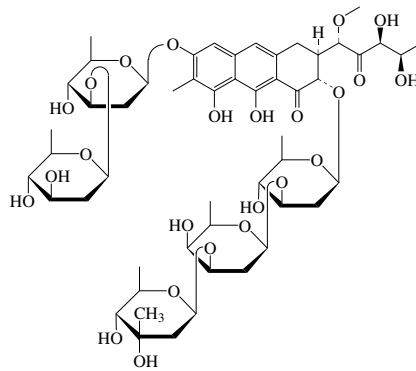
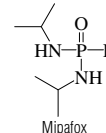
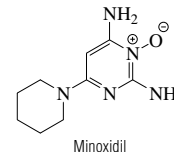
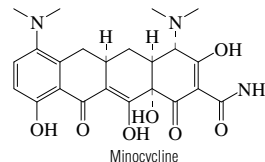
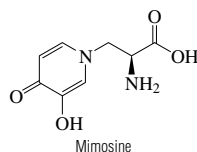
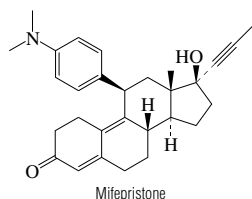
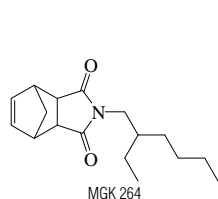
No.	Name	Synonym	Mol. Form.	CAS RN	Mol. Wt.	Physical Form	mp/°C	bp/°C	den/ g cm ⁻³	n _D	Solubility
7779	Methyl salicylate	Methyl 2-hydroxybenzoate	C ₉ H ₈ O ₃	119-36-8	152.148	liq	-8	222.9	1.181 ²⁵	1.535 ²⁰	sl H ₂ O; vs eth, EtOH, chl
7780	Methylsilane		CH ₃ Si	992-94-9	46.145	col gas	-156.5	-57.5			
7781	Methyl silyl ether		CH ₃ OSi	2171-96-2	62.144	col gas	-98.5	-21; -87 ¹⁰			
7782	Methylstannane		CH ₃ Sn	1631-78-3	136.769	col gas		0			dec H ₂ O
7783	Methyl stearate		C ₁₉ H ₃₈ O ₂	112-61-8	298.504		39.1	443; 215 ¹⁵	0.8498 ⁴⁰	1.4367 ⁴⁰	vs eth, chl
7784	2-Methylstyrene		C ₉ H ₁₀	611-15-4	118.175	liq	-68.5	169.8	0.9077 ²⁵	1.5437 ²⁰	i H ₂ O; s bz, chl
7785	3-Methylstyrene		C ₉ H ₁₀	100-80-1	118.175	liq	-86.3	164	0.9076 ²⁵	1.5411 ²⁰	i H ₂ O; s EtOH, eth, bz
7786	4-Methylstyrene		C ₉ H ₁₀	622-97-9	118.175	liq	-34.1	172.8	0.9173 ²⁵	1.5420	i H ₂ O; s bz
7787	Methylsuccinic acid		C ₅ H ₈ O ₄	636-60-2	132.116	pr	115	dec	1.4200 ⁹	1.4303	vs H ₂ O, EtOH, MeOH; s eth; sl chl
7788	Methyl sulfate		CH ₃ O ₂ S	75-93-4	112.106		<-30	dec 135			vs H ₂ O, eth, EtOH
7789	(Methylsulfinyl)benzene		C ₇ H ₈ OS	1193-82-4	140.203		32.0	263.5; 140 ¹³		1.5885 ²⁰	
7790	1-(Methylsulfinyl)decane	Decyl methyl sulfoxide	C ₁₁ H ₂₄ OS	3079-28-5	204.373	cry	52.5				
7791	3-Methyl sulfolane		C ₅ H ₁₀ O ₂ S	872-93-5	134.197		1	276	1.188 ²⁵	1.4772 ²⁰	
7792	(Methylsulfonyl)ethene		C ₃ H ₄ O ₂ S	3680-02-2	106.144			122 ²⁴	1.2117 ²⁰	1.4636 ²⁰	s eth, ace
7793	Methyl terephthalate	Methyl 1,4-benzenedicarboxylate	C ₉ H ₈ O ₄	1679-64-7	180.158	nd (w)	222	subl ≈ 230			
7794	17-Methyltestosterone	17-Hydroxy-17-methylandrosta-4-en-3-one, (17β)	C ₂₀ H ₃₀ O ₂	58-18-4	302.451		163.5				vs eth, EtOH
7795	Methyl tetradecanoate		C ₁₅ H ₃₀ O ₂	124-10-7	242.398		19	295; 155 ⁷	0.8671 ²⁰	1.425 ⁴⁵	i H ₂ O; msc EtOH, eth, ace, bz, chl, ctc
7796	5-N-Methyl-5,6,7,8-tetrahydrofolic acid		C ₂₀ H ₂₈ N ₇ O ₆	134-35-0	459.456	cry (w)					
7797	2-Methyltetrahydrofuran		C ₅ H ₁₀ O	96-47-9	86.132			78	0.8552 ²⁰	1.4059 ²¹	s H ₂ O; vs EtOH, eth, ace, bz; sl ctc
7798	N-Methyl-N,2,4,6-tetranitroaniline	Tetryl	C ₇ H ₅ N ₅ O ₈	479-45-8	287.144	ye pr (al)	131.5	exp 180	1.57 ¹⁰		i H ₂ O; sl EtOH, eth, chl; s ace, bz, py
7799	4-Methyl-2-thiazolamine	2-Amino-4-methylthiazole	C ₄ H ₆ N ₂ S	1603-91-4	114.169		45.5	125 ²⁰ , 70 ^{0.4}			vs H ₂ O, EtOH, eth
7800	2-Methylthiazole		C ₄ H ₅ NS	3581-87-1	99.155			128		1.510	msc H ₂ O; s EtOH, ace
7801	4-Methylthiazole		C ₄ H ₅ NS	693-95-8	99.155			133.3	1.112 ²⁵		s H ₂ O, EtOH, eth
7802	4-Methyl-5-thiazoleethanol		C ₆ H ₉ NOS	137-00-8	143.206	col to pa ye		135 ⁷	1.196 ²⁴		vs H ₂ O; s EtOH, eth, bz, chl
7803	4-Methyl-2(3H)-thiazolethione		C ₄ H ₄ NS ₂	5685-06-3	131.220	ye cry (dil al)	89.3	188 ³			vs EtOH
7804	Methylthiirane		C ₂ H ₄ S	1072-43-1	74.145	liq	-91	72.5	0.941 ²⁰	1.472 ²⁰	s chl
7805	(Methylthio)acetic acid		C ₂ H ₄ O ₂ S	2444-37-3	106.144		13.0	130 ²⁷	1.221 ²⁰	1.495 ²⁰	
7806	2-(Methylthio)aniline		C ₇ H ₉ NS	2987-53-3	139.218			234	1.111 ²⁵	1.6239 ²⁰	
7807	4-(Methylthio)aniline		C ₇ H ₉ NS	104-96-1	139.218			272.5	1.1379 ²⁰	1.6395 ²⁰	s EtOH, eth, ace, bz
7808	(Methylthio)benzene	Methyl phenyl sulfide	C ₇ H ₈ S	100-68-5	124.204			193	1.0579 ²⁰	1.5868 ²⁰	i H ₂ O; s EtOH; vs ace
7809	2-(Methylthio)benzothiazole		C ₈ H ₇ NS ₂	615-22-5	181.279	pr (dil al)	52	174 ²²			s EtOH, chl
7810	Methyl thiocyanate		C ₂ H ₃ NS	556-64-9	73.117	col liq	-2.5	132.9	1.0678 ²⁵	1.4669 ²⁵	sl H ₂ O; msc EtOH, eth; s ctc
7811	2-(Methylthio)ethanol		C ₃ H ₈ OS	5271-38-5	92.160			70 ²⁰	1.063 ²⁰	1.4861 ³⁰	vs H ₂ O, eth, EtOH
7812	(Methylthio)ethene		C ₃ H ₆ S	1822-74-8	74.145			69.5	0.9026 ²⁰	1.4837 ²⁰	s eth, ace, chl
7813	[(Methylthio)methyl]benzene		C ₈ H ₁₀ S	766-92-7	138.230	liq	-30	210; 120 ⁴⁸	1.0274 ²⁰	1.5620 ²⁰	
7814	4-(Methylthio)-2-oxobutanoic acid		C ₆ H ₈ O ₃ S	583-92-6	148.181	oil					
7815	2-Methylthiophene		C ₆ H ₆ S	554-14-3	98.167	liq	-63.4	112.6	1.0193 ²⁰	1.5203 ²⁰	i H ₂ O; msc EtOH, eth, ace, bz, hp, ctc
7816	3-Methylthiophene		C ₆ H ₆ S	616-44-4	98.167	liq	-69	115.5	1.0218 ²⁰	1.5204 ²⁰	i H ₂ O; msc EtOH, eth, ace, bz; vs chl
7817	5-Methyl-2-thiophenecarboxaldehyde		C ₈ H ₆ OS	13679-70-4	126.176			114 ²⁵		1.5825 ²⁰	s chl
7818	4-(Methylthio)phenol		C ₇ H ₈ OS	1073-72-9	140.203		84	154 ²⁰ , 113 ⁶			
7819	3-(Methylthio)propanal		C ₆ H ₈ OS	3268-49-3	104.171			62 ¹¹			
7820	3-(Methylthio)propanoic acid	S-Methylpropiothetin	C ₆ H ₁₀ O ₂ S	646-01-5	120.171	ye oil or fl (hx)	21	132 ¹³			
7821	3-(Methylthio)-1-propene		C ₆ H ₈ S	10152-76-8	88.172			92	0.8767 ²⁰	1.4714 ²⁰	
7822	N-Methylthiosemicarbazide	N-Methylhydrazinecarbothioamide	C ₂ H ₄ N ₃ S	6610-29-3	105.162		136.5				s H ₂ O, EtOH, DMSO; i eth, bz, lig



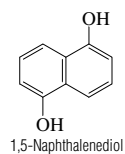
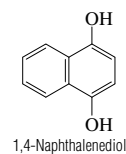
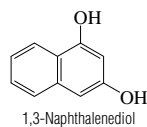
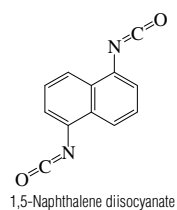
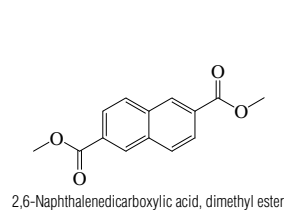
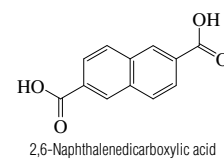
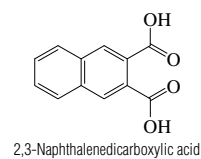
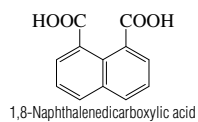
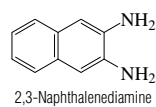
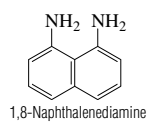
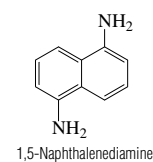
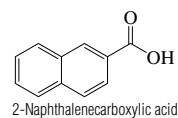
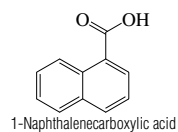
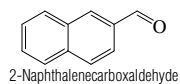
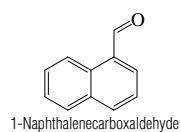
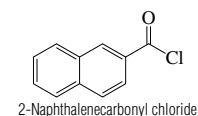
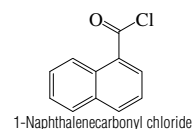
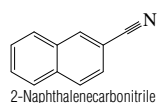
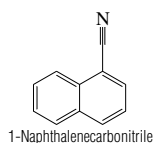
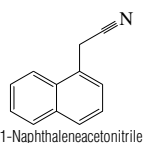
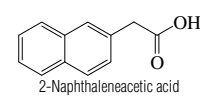
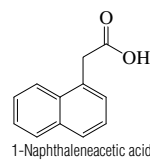
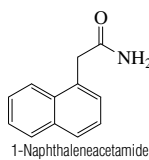
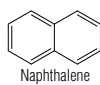
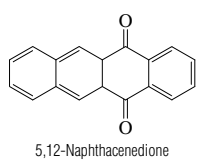
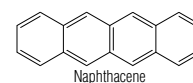
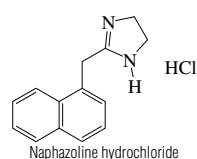
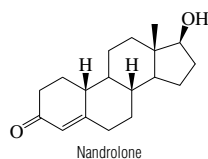
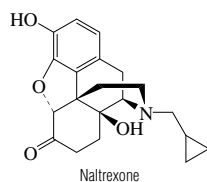
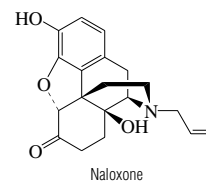
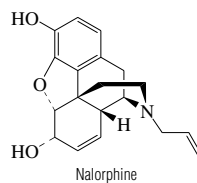
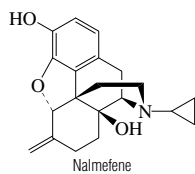
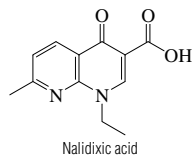
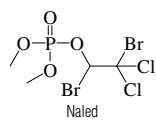
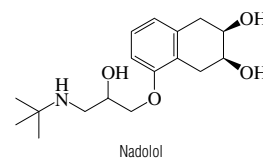
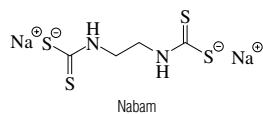
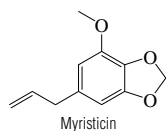
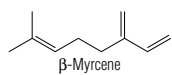
No.	Name	Synonym	Mol. Form.	CAS RN	Mol. Wt.	Physical Form	mp/°C	bp/°C	den/ g cm ⁻³	n _D	Solubility
7823	Methylthiouracil		C ₄ H ₆ N ₂ OS	56-04-2	142.179		330 dec	sub			i H ₂ O; sl EtOH, eth, MeOH, bz
7824	Methylthiourea		C ₂ H ₆ N ₂ S	598-52-7	90.147	pr (EtOH)	121				vs H ₂ O, EtOH; sl eth; s ace
7825	1-Methylthymine	1,5-Dimethyl-2,4(1 <i>H</i> ,3 <i>H</i>)-pyrimidinedione	C ₆ H ₈ N ₂ O ₂	4160-72-9	140.140	nd (w)	295				s H ₂ O
7826	Methylthymol blue, sodium salt		C ₃₇ H ₄₀ N ₂ O ₁₃ Na ₄ S	1945-77-3	844.743	bl-viol cry					s H ₂ O
7827	Methyl 4-toluenesulfonate		C ₈ H ₁₀ O ₃ S	80-48-8	186.228		28.5	292; 186 ²²	1.2087 ⁴⁰		i H ₂ O; vs EtOH, bz; s eth, ctc; sl lig
7828	Methyltriacetoxysilane	Methylsilanetriol, triacetate	C ₇ H ₁₂ O ₅ Si	4253-34-3	220.252		40.5	111 ¹⁷	1.1750 ²⁰	1.4083 ²⁰	
7829	6-Methyl-1,2,4-triazine-3,5(2 <i>H</i> ,4 <i>H</i>)-dione	6-Azathymine	C ₄ H ₆ N ₂ O ₂	932-53-6	127.102	cry (w)	211				s H ₂ O, EtOH, ace
7830	5-Methyl-[1,2,4]triazolo[1,5- <i>a</i>]pyrimidin-7-ol		C ₆ H ₈ N ₄ O	2503-56-2	150.138		>245				
7831	Methyl trichloroacetate		C ₃ H ₃ Cl ₃ O ₂	598-99-2	177.414	liq	-17.5	153.8	1.4874 ²⁰	1.4572 ²⁰	i H ₂ O; vs EtOH, eth; s ctc
7832	Methyltrichlorosilane		CH ₂ Cl ₃ Si	75-79-6	149.480	liq	-90	65.6	1.273 ²⁰	1.4106 ²⁰	dec H ₂ O, EtOH
7833	Methyl tridecanoate		C ₁₄ H ₂₈ O ₂	1731-88-0	228.371		6.5	92 ¹		1.4405 ²⁰	msc EtOH; s ctc
7834	Methyltriethyllead	Triethylmethylplumbane	C ₇ H ₁₆ Pb	1762-28-3	309.4	col liq		70 ¹⁶	1.71 ²⁰		
7835	Methyl trifluoroacetate		C ₃ H ₃ F ₃ O ₂	431-47-0	128.050			43.0	1.28 ²⁰		
7836	Methyl trifluoromethyl ether		C ₂ H ₃ F ₃ O	421-14-7	100.039	col gas	-149	-23.66			
7837	Methyl 3,4,5-trihydroxybenzoate		C ₈ H ₈ O ₅	99-24-1	184.147	mcl pr (MeOH)	202				sl H ₂ O; vs EtOH, MeOH
7838	Methyl 3,4,5-trimethoxybenzoate		C ₁₁ H ₁₄ O ₅	1916-07-0	226.226		83	274.5			
7839	Methyltriphenoxysilane		C ₁₉ H ₁₆ O ₃ Si	3439-97-2	322.430			269 ¹⁰⁰ , 179 ²	1.135 ²⁰	1.5599 ²⁰	
7840	Methyl trithion		C ₆ H ₁₂ ClO ₂ PS ₃	953-17-3	314.812	ye liq	-18				sl H ₂ O; misc os
7841	<i>N</i> -Methyl- <i>L</i> -tryptophan	<i>L</i> -Abrine	C ₁₂ H ₁₄ N ₂ O ₂	526-31-8	218.251	pr (w)	295 dec				sl H ₂ O, MeOH; i eth; s alk
7842	<i>N</i> -Methyl- <i>L</i> -tyrosine	Surinamine	C ₁₀ H ₁₃ NO ₃	537-49-5	195.215	nd	293				
7843	α -Methyl- <i>DL</i> -tyrosine, methyl ester, hydrochloride		C ₁₁ H ₁₆ ClNO ₃	7361-31-1	245.703		190 dec				s H ₂ O
7844	2-Methylundecanal		C ₁₂ H ₂₄ O	110-41-8	184.318			119 ¹⁶ , 114 ¹⁰	0.832 ¹⁵	1.4321 ²⁰	sl H ₂ O; s EtOH, eth
7845	2-Methylundecane		C ₁₂ H ₂₆	7045-71-8	170.334	liq	-45.6	210.2		1.4191 ²⁰	
7846	3-Methylundecane		C ₁₂ H ₂₆	1002-43-3	170.334	col liq	-58.0	211.2	0.7485 ²⁵	1.4208 ²⁵	
7847	Methyl undecanoate		C ₁₂ H ₂₄ O ₂	1731-86-8	200.318			123 ¹⁰			
7848	2-Methyl-1-undecanol		C ₁₂ H ₂₆ O	10522-26-6	186.333			129 ¹²	0.8300 ¹⁵	1.4382 ²⁰	vs eth, EtOH
7849	Methyl 10-undecenoate		C ₁₂ H ₂₂ O ₂	111-81-9	198.302	liq	-27.5	248	0.889 ¹⁵	1.4393 ²⁰	i H ₂ O; s EtOH, eth, HOAc; sl ctc
7850	<i>N</i> -Methylurea		C ₂ H ₆ N ₂ O	598-50-5	74.081	orth pr (w, al)	104.9	dec	1.2040 ⁹		vs H ₂ O, EtOH; i eth, bz; s CS ₂ , lig
7851	5-Methyluridine	Thymine riboside	C ₁₀ H ₁₄ N ₂ O ₅	1463-10-1	258.227	cry (EtOH)	184				
7852	3-Methyl- <i>L</i> -valine	<i>L</i> - <i>tert</i> -Leucine	C ₆ H ₁₃ NO ₂	20859-02-3	131.173		248 dec				
7853	2-(1-Methylvinyl)aniline		C ₉ H ₁₁ N	52562-19-3	133.190			115 ²⁰ , 95 ¹³	0.977 ²⁵	1.5722 ²⁰	
7854	1-Methyl-4-vinylcyclohexene		C ₉ H ₁₄	17699-86-4	122.207	liq		152	0.85	1.4701 ²⁰	
7855	4-(1-Methylvinyl)-1-cyclohexene-1-carboxaldehyde, (<i>R</i>)	<i>d</i> -Perillaldehyde	C ₁₀ H ₁₄ O	5503-12-8	150.217	oil		238; 99 ⁷	0.953 ²⁰	1.5058 ²⁰	s ctc
7856	4-(1-Methylvinyl)-1-cyclohexene-1-carboxaldehyde, (<i>S</i>)	<i>l</i> -Perillaldehyde	C ₁₀ H ₁₄ O	18031-40-8	150.217	oil		104 ¹⁰	0.9645 ²⁰	1.5072 ²⁰	
7857	4-(1-Methylvinyl)-1-cyclohexene-1-methanol		C ₁₀ H ₁₆ O	536-59-4	152.233			244; 12.5 ¹²	0.9690 ²⁰	1.5005 ²⁰	
7858	(1-Methylvinyl)cyclopropane		C ₆ H ₁₀	4663-22-3	82.143	liq	-102.3	70	0.751 ²⁰	1.4252 ²⁰	
7859	Methyl vinyl ether		C ₃ H ₆ O	107-25-5	58.079	col gas	-122	5.5	0.7725 ⁹	1.3730 ⁹	sl H ₂ O; vs EtOH, eth, ace, bz
7860	Methyl Violet	C.I. Basic Violet 1	C ₂₄ H ₂₈ ClN ₃	8004-87-3	393.952	bl-viol pow	137 dec				s H ₂ O, EtOH
7861	Methysergide		C ₂₁ H ₂₇ N ₃ O ₂	361-37-5	353.458	cry	195				
7862	Methysticin		C ₁₅ H ₁₄ O ₃	495-85-2	274.269	nd (MeOH), pr (ace)	137				
7863	Metobromuron	3-(<i>p</i> -Bromophenyl)-1-methoxy-1-methylurea	C ₉ H ₁₁ BrN ₂ O ₂	3060-89-7	259.099		95		1.60 ²⁰		
7864	Metolachlor		C ₁₅ H ₂₂ ClNO ₂	51218-45-2	283.795			100 ^{0.001}	1.12 ²⁰		
7865	Metolazone		C ₁₆ H ₁₆ ClN ₃ O ₃ S	17560-51-9	365.834	cry (EtOH)	254				
7866	Metoprolol tartrate		C ₃₄ H ₅₆ N ₂ O ₁₂	56392-17-7	684.815	cry	121				
7867	Metribuzin		C ₈ H ₁₄ N ₄ OS	21087-64-9	214.288		126		1.31 ²⁰		
7868	Metronidazole	2-Methyl-5-nitro-1 <i>H</i> -imidazole-1-ethanol	C ₆ H ₉ N ₃ O ₃	443-48-1	171.153		160.5				
7869	Metsulfuron-methyl		C ₁₄ H ₁₈ N ₂ O ₆ S	74223-64-6	381.364	wh cry	163				sl H ₂ O
7870	Mevinphos		C ₇ H ₁₃ O ₆ P	7786-34-7	224.148		21 (<i>E</i>), 6.9 (<i>Z</i>)	101 ^{0.3}			
7871	Mexacarbate	4-(Dimethylamino)-3,5-xylol methylcarbamate	C ₁₂ H ₁₈ N ₂ O ₂	315-18-4	222.283	cry	85				vs EtOH, bz, ace



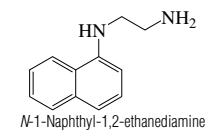
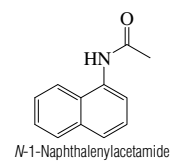
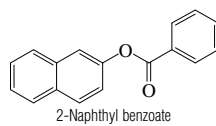
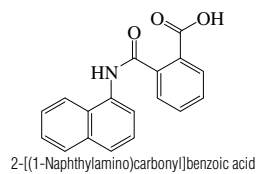
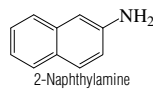
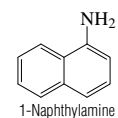
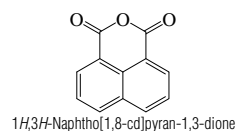
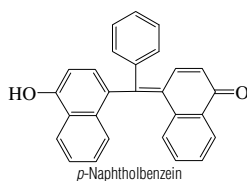
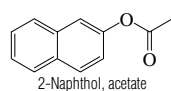
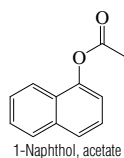
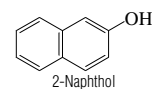
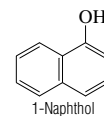
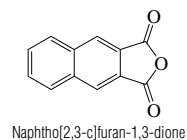
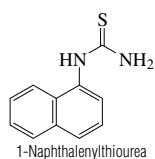
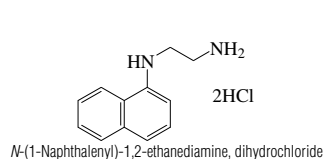
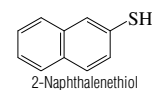
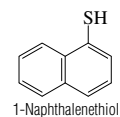
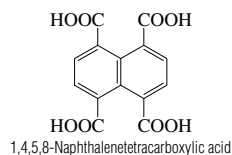
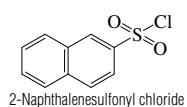
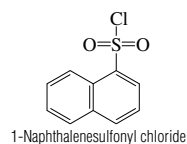
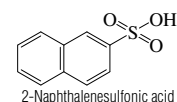
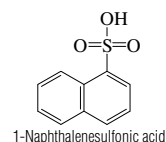
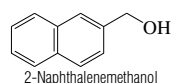
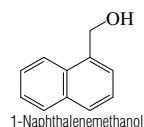
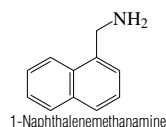
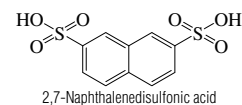
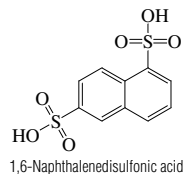
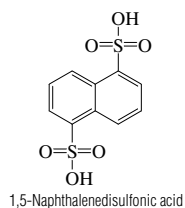
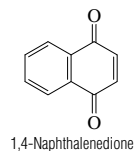
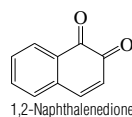
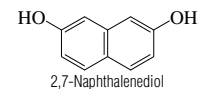
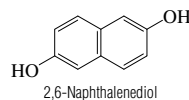
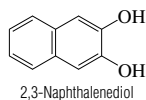
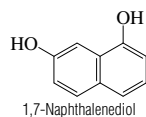
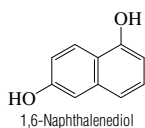
No.	Name	Synonym	Mol. Form.	CAS RN	Mol. Wt.	Physical Form	mp/°C	bp/°C	den/ g cm ⁻³	n _D	Solubility
7872	MGK 264		C ₁₇ H ₂₅ NO ₂	113-48-4	275.387		<-20	157	1.04		
7873	Mifepristone	RU-486	C ₂₉ H ₃₅ NO ₂	84371-65-3	429.594	cry	150				
7874	Mimosine		C ₈ H ₁₀ N ₂ O ₄	500-44-7	198.176	tab (w)	228 dec				sl H ₂ O; i EtOH, eth, ace, bz; s dil alk
7875	Minocycline		C ₂₃ H ₂₇ N ₃ O ₇	10118-90-8	457.476	ye-oran amorp solid					
7876	Minoxidil		C ₉ H ₁₅ N ₅ O	38304-91-5	209.248	cry	248				i ace, bz, chl, sl; EtOH, MeOH
7877	Mipafox	Bis(isopropylamido) fluorophosphate	C ₆ H ₁₆ FN ₂ OP	371-86-8	182.175	cry (peth)	65	125 ²			sl H ₂ O
7878	Mirex	Hexachloropentadiene dimer	C ₁₀ Cl ₁₂	2385-85-5	545.543	cry (bz)	485 dec				vs bz, diox
7879	Misoprostol		C ₂₂ H ₃₈ O ₅	59122-46-2	382.534	ye oil					s H ₂ O
7880	Mithramycin	Plicamycin	C ₅₂ H ₇₆ O ₂₄	18378-89-7	1085.145	ye cry (ace)	182				s H ₂ O, EtOH, AcOEt; sl bz, eth
7881	Mitomycin A		C ₁₆ H ₁₉ N ₃ O ₆	4055-39-4	349.338	purp nd	160 dec				
7882	Mitomycin B		C ₁₆ H ₁₉ N ₃ O ₆	4055-40-7	349.338	purp-bl nd	dec				
7883	Mitomycin C		C ₁₅ H ₁₈ N ₄ O ₅	50-07-7	334.328	bl-viol cry	360				s H ₂ O, MeOH, ace
7884	Mitotane		C ₁₄ H ₁₀ Cl ₄	53-19-0	320.041		77				
7885	Mitragynine	9-Methoxycorynantheidine	C ₂₃ H ₃₀ N ₂ O ₄	4098-40-2	398.495	wh amorp pow	104	235 ⁵			s EtOH, chl, HOAc
7886	Molinate	Ethyl 1-hexamethyleneiminecarbothiolate	C ₉ H ₁₇ NOS	2212-67-1	187.302			202 ¹⁰	1.063 ²⁰		
7887	Molindone		C ₁₆ H ₂₄ N ₂ O ₂	7416-34-4	276.374	cry	180				
7888	Molybdenum hexacarbonyl		C ₆ MoO ₆	13939-06-5	264.00		dec 150				s os
7889	Monobutyl phthalate	1,2-Benzenedicarboxylic acid, monobutyl ester	C ₁₂ H ₁₄ O ₄	131-70-4	222.237	pl (ace, al)	73.5				vs EtOH, chl
7890	Monobutyltin trichloride		C ₄ H ₉ Cl ₃ Sn	1118-46-3	282.183	hyg liq	-63	93 ¹⁰	0.85 ²⁰		s bz, CH ₂ Cl ₂
7891	Monocrotaline		C ₁₆ H ₂₃ NO ₆	315-22-0	325.357	wh pr (EtOH)	198 dec				
7892	Monocrotophos		C ₇ H ₁₄ NO ₃ P	6923-22-4	223.164		55	125 ^{0.0005}	1.33 ²⁰		
7893	Monolinuron	<i>N</i> -(4-Chlorophenyl)- <i>N</i> -methoxy- <i>N</i> -methylurea	C ₈ H ₁₁ ClN ₂ O ₂	1746-81-2	214.648	solid	77				
7894	Monomethyl adipate		C ₇ H ₁₂ O ₄	627-91-8	160.168	lf (Me ₃ N-MeOH)	9	158 ¹⁰	1.0623 ²⁰	1.4283 ²⁰	s EtOH
7895	Monomethyl glutarate		C ₆ H ₁₀ O ₄	1501-27-5	146.141			158 ²⁷ , 150 ¹⁰	1.169 ²⁵	1.4381 ²⁰	
7896	Monosodium <i>L</i> -glutamate		C ₅ H ₉ NNaO ₄	142-47-2	169.113						s H ₂ O
7897	Moquizone		C ₂₀ H ₂₁ N ₃ O ₃	19395-58-5	351.399		136				s chl
7898	Morin		C ₁₅ H ₁₀ O ₇	480-16-0	302.236	pa ye nd (+1 w, dil al)	303.5				sl H ₂ O, eth; vs EtOH; s bz, alk; i CS ₂
7899	Morphine		C ₁₇ H ₁₉ NO ₃	57-27-2	285.338	pr	255	sub 190			i H ₂ O, eth, ace; s MeOH, py; sl EtOH
7900	4-Morpholinamine		C ₄ H ₁₀ N ₂ O	4319-49-7	102.134			166	1.059 ²⁵	1.4772 ²⁰	
7901	Morpholine	Tetrahydro-1,4-oxazine	C ₄ H ₉ NO	110-91-8	87.120	hyg liq	-4.8	128	1.0005 ²⁰	1.4548 ²⁰	msc H ₂ O; s EtOH, eth, ace, bz; sl chl
7902	4-Morpholinecarboxaldehyde		C ₆ H ₉ NO ₂	4394-85-8	115.131		21	239	1.1520 ²⁰	1.4845 ²⁰	
7903	4-Morpholineethanamine		C ₆ H ₁₄ N ₂ O	2038-03-1	130.187		25.6	205	0.9897 ²⁰	1.4715 ²⁰	msc H ₂ O, EtOH, bz, lig; s ace
7904	4-Morpholineethanol		C ₆ H ₁₃ NO ₂	622-40-2	131.173	liq	-0.8	227	1.0710 ²⁰	1.4763 ²⁰	s H ₂ O, EtOH; sl ctc
7905	4-Morpholinepropanamine	4-(3-Aminopropyl)morpholine	C ₇ H ₁₆ N ₂ O	123-00-2	144.214	liq	-15	220; 134 ⁵⁰	0.9854 ²⁰	1.4762 ²⁰	msc H ₂ O, EtOH, bz, lig; s ace; sl ctc
7906	2-(4-Morpholiniothio) benzothiazole	4-(2-Benzothiazolythio) morpholine	C ₁₁ H ₁₂ N ₂ OS ₂	102-77-2	252.355	cry (EtOH)	85				
7907	4-(4-Morpholinyl)aniline		C ₁₀ H ₁₄ N ₂ O	2524-67-6	178.230		131.6				
7908	2-(4-Morpholinylidithio) benzothiazole		C ₁₁ H ₁₂ N ₂ OS ₃	95-32-9	284.420		135				
7909	Muldamine		C ₂₉ H ₄₇ NO ₃	36069-45-1	457.688		210				
7910	Murexide	5,5'-Nitrilobarbituric acid, ammonium salt	C ₈ H ₁₀ N ₆ O ₇	3051-09-0	302.201						sl H ₂ O; i EtOH, eth; s alk
7911	Muscimol	5-(Aminomethyl)-3(2 <i>H</i>)-isoxazolone	C ₆ H ₈ N ₂ O ₂	2763-96-4	114.103	cry (EtOH)	175 dec				
7912	Myclobutanil		C ₁₅ H ₁₇ ClN ₄	88671-89-0	288.776	ye cry	65	205 ^{1.0}			i H ₂ O, peth; s EtOH
7913	Mycophenolic acid		C ₁₇ H ₂₀ O ₆	24280-93-1	320.337	nd (w)	141				i H ₂ O; vs EtOH, eth, chl; sl bz, tol



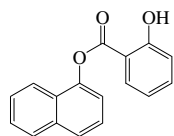
No.	Name	Synonym	Mol. Form.	CAS RN	Mol. Wt.	Physical Form	mp/°C	bp/°C	den/ g cm ⁻³	n _D	Solubility
7914	β-Myrcene	7-Methyl-3-methylene-1,6-octadiene	C ₁₀ H ₁₆	123-35-3	136.234			167	0.8013 ¹⁵	1.4722 ²⁰	i H ₂ O; s EtOH, eth, bz, chl, HOAc
7915	Myristicin		C ₁₁ H ₁₂ O ₃	607-91-0	192.211		<-20	276.5	1.1416 ²⁰	1.5403 ²⁰	i H ₂ O; sl EtOH; s eth, bz
7916	Nabam	Sodium ethylenebisdithiocarbamic acid	C ₄ H ₆ N ₂ Na ₂ S ₄	142-59-6	256.344	cry (w)					s H ₂ O
7917	Nadolol		C ₁₇ H ₂₇ NO ₄	42200-33-9	309.401	cry (bz)	≈130				s EtOH; sl chl; i ace, eth, hx
7918	Naled	1,2-Dibromo-2,2-dichloroethylphosphoric acid, dimethyl ester	C ₄ H ₄ Br ₂ Cl ₂ O ₄ P	300-76-5	380.784		27	110 ^{0.5}	1.96 ²⁰		
7919	Nalidixic acid		C ₁₂ H ₁₂ N ₂ O ₃	389-08-2	232.234		229.5				sl EtOH, eth; s chl
7920	Nalmefene		C ₂₁ H ₂₅ NO ₃	55096-26-9	339.429	cry (AcOEt)	189				
7921	Nalorphine	Acetorphin	C ₁₉ H ₂₁ NO ₃	62-67-9	311.375	cry (eth)	208				sl H ₂ O; s alk, ace, EtOH
7922	Naloxone		C ₁₉ H ₂₁ NO ₄	465-65-6	327.375	cry (AcOEt)	178				i peth; s chl
7923	Naltrexone		C ₂₀ H ₂₃ NO ₄	16590-41-3	341.402	cry (ace)	169				
7924	Nandrolone	17-Hydroxyestr-4-en-3-one	C ₁₈ H ₂₆ O ₂	434-22-0	274.398	cry	112				s EtOH, eth, chl
7925	Naphazoline hydrochloride		C ₁₄ H ₁₄ ClN ₂	550-99-2	245.727						sl H ₂ O
7926	Naphthacene	2,3-Benzanthracene	C ₁₈ H ₁₂	92-24-0	228.288	oran-ye lf (bz, xyl)	357	sub			i H ₂ O; sl bz; s con sulf
7927	5,12-Naphthacenedione		C ₁₈ H ₁₀ O ₂	1090-13-7	258.271		285 dec				sl ace, bz, gl HOAc
7928	Naphthalene		C ₁₀ H ₈	91-20-3	128.171	mcl pl (al)	80.26	217.9	1.0253 ²⁰	1.5898 ²⁵	i H ₂ O; s EtOH; vs eth, ace, bz, CS ₂
7929	1-Naphthaleneacetamide		C ₁₂ H ₁₁ NO	86-86-2	185.221	nd(w, al)		sub 180			i H ₂ O; s eth, bz, CS ₂ , HOAc
7930	1-Naphthaleneacetic acid	1-Naphthylacetic acid	C ₁₂ H ₁₀ O ₂	86-87-3	186.206	nd (w)	133	dec			sl H ₂ O, EtOH; vs eth, ace, chl; s bz
7931	2-Naphthaleneacetic acid	2-Naphthylacetic acid	C ₁₂ H ₁₀ O ₂	581-96-4	186.206	lf(w) cry (bz)	143				vs eth, lig, chl
7932	1-Naphthaleneacetonitrile		C ₁₂ H ₉ N	132-75-2	167.206		32.5	192 ¹⁸ , 163 ¹²		1.6192 ²⁰	s EtOH
7933	1-Naphthalenecarbonitrile		C ₁₁ H ₇ N	86-53-3	153.181	nd (lig)	37.5	299	1.1080 ²⁵	1.6298 ¹⁸	i H ₂ O; vs EtOH, eth; s lig
7934	2-Naphthalenecarbonitrile		C ₁₁ H ₇ N	613-46-7	153.181	lf (lig)	66	306.5	1.0755 ⁶⁰		sl H ₂ O, chl; s EtOH, eth, lig
7935	1-Naphthalenecarbonyl chloride		C ₁₁ H ₇ ClO	879-18-5	190.626		20	297.5			
7936	2-Naphthalenecarbonyl chloride		C ₁₁ H ₇ ClO	2243-83-6	190.626	cry (peth)	51	305			vs bz, eth, chl
7937	1-Naphthalenecarboxaldehyde		C ₁₁ H ₈ O	66-77-3	156.181	pa ye	33.5	292	1.1503 ²⁰	1.6507 ²⁰	i H ₂ O; s EtOH, eth, ace, bz, sulf
7938	2-Naphthalenecarboxaldehyde		C ₁₁ H ₈ O	66-99-9	156.181	lf (w)	62	160 ¹⁹	1.0775 ⁹⁹	1.6211 ⁹⁹	sl H ₂ O; vs EtOH, eth; s ace
7939	1-Naphthalenecarboxylic acid	1-Naphthoic acid	C ₁₁ H ₈ O ₂	86-55-5	172.181	nd (HOAc-w, w, al)	161	>300	1.398 ²⁵	1.46	i H ₂ O; vs eth, EtOH, chl
7940	2-Naphthalenecarboxylic acid	2-Naphthoic acid	C ₁₁ H ₈ O ₂	93-09-4	172.181	nd (lig, chl, sub) pl (ace)	185.5	>300	1.077 ¹⁰⁰		sl H ₂ O, DMSO, lig; s EtOH, eth, chl
7941	1,5-Naphthalenediamine	1,5-Diaminonaphthalene	C ₁₀ H ₁₀ N ₂	2243-62-1	158.199	pr (eth, al, w)	190	sub	1.4 ²⁵		s H ₂ O, EtOH, eth; vs chl
7942	1,8-Naphthalenediamine	1,8-Diaminonaphthalene	C ₁₀ H ₁₀ N ₂	479-27-6	158.199		66.5	205 ¹²	1.1265 ⁹⁰	1.6828 ⁹⁹	vs eth, EtOH
7943	2,3-Naphthalenediamine	2,3-Diaminonaphthalene	C ₁₀ H ₁₀ N ₂	771-97-1	158.199	lf (eth, w)	199		1.0968 ²⁵	1.6392 ²⁵	sl H ₂ O, DMSO; vs EtOH; s eth
7944	1,8-Naphthalenedicarboxylic acid	Naphthalic acid	C ₁₂ H ₈ O ₄	518-05-8	216.190		260				i H ₂ O; sl EtOH, eth
7945	2,3-Naphthalenedicarboxylic acid		C ₁₂ H ₈ O ₄	2169-87-1	216.190	pr (HOAc, w, sub)	244.5				i H ₂ O, bz, chl; sl EtOH, eth, DMSO
7946	2,6-Naphthalenedicarboxylic acid		C ₁₂ H ₈ O ₄	1141-38-4	216.190	nd (al or sub)	>300 dec				vs EtOH
7947	2,6-Naphthalenedicarboxylic acid, dimethyl ester		C ₁₄ H ₁₂ O ₄	840-65-3	244.243		190.0				
7948	1,5-Naphthalene diisocyanate	1,5-Diisocyanatonaphthalene	C ₁₂ H ₆ N ₂ O ₂	3173-72-6	210.188	cry	127	183 ¹⁰			
7949	1,3-Naphthalenediol	Naphthoresorcinol	C ₁₀ H ₈ O ₂	132-86-5	160.170	lf (w)	123.5				s H ₂ O, EtOH, eth; sl ace, bz, lig
7950	1,4-Naphthalenediol		C ₁₀ H ₈ O ₂	571-60-8	160.170	mcl nd (bz, w)	192				s H ₂ O, EtOH, eth; sl ace; i bz
7951	1,5-Naphthalenediol		C ₁₀ H ₈ O ₂	83-56-7	160.170	pr (w), nd (sub)	262 dec	sub			sl H ₂ O, EtOH; vs eth, ace; i bz; s HOAc



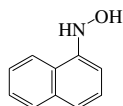
No.	Name	Synonym	Mol. Form.	CAS RN	Mol. Wt.	Physical Form	mp/°C	bp/°C	den/ g cm ⁻³	n _D	Solubility
7952	1,6-Naphthalenediol		C ₁₀ H ₈ O ₂	575-44-0	160.170	pr (bz)	138	sub			sl H ₂ O, EtOH; s eth, ace, bz, DMSO
7953	1,7-Naphthalenediol		C ₁₀ H ₈ O ₂	575-38-2	160.170	nd (bz or sub)	180.5	sub			sl H ₂ O; vs EtOH, eth; s bz, HOAc
7954	2,3-Naphthalenediol		C ₁₀ H ₈ O ₂	92-44-4	160.170	lf (w)	163.5				s H ₂ O, EtOH, eth, ace, bz, lig, HOAc
7955	2,6-Naphthalenediol		C ₁₀ H ₈ O ₂	581-43-1	160.170	orth pl (w)	220	sub			sl H ₂ O, bz; s EtOH, eth, ace; i lig
7956	2,7-Naphthalenediol		C ₁₀ H ₈ O ₂	582-17-2	160.170	nd, (w, dil al), pl (dil al)	193	sub			s H ₂ O, EtOH, eth, bz, chl; sl ace; i lig
7957	1,2-Naphthalenedione	1,2-Naphthoquinone	C ₁₀ H ₆ O ₂	524-42-5	158.154	ye-red nd (eth) oran lf (bz)	146		1.450 ²⁵		s H ₂ O, EtOH, eth, sulf; sl lig
7958	1,4-Naphthalenedione	1,4-Naphthoquinone	C ₁₀ H ₆ O ₂	130-15-4	158.154	bt ye nd (al, peth) ye (sub)	128.5	sub			sl H ₂ O; vs EtOH; s eth, bz, chl, CS ₂
7959	1,5-Naphthalenedisulfonic acid	Armstrong's acid	C ₁₀ H ₆ O ₆ S ₂	81-04-9	288.297	pl (+4w, dil HOAc)	242 dec		1.493 ²⁵		vs H ₂ O; s EtOH; i eth
7960	1,6-Naphthalenedisulfonic acid	Naphthalene-1,6-disulfonic acid	C ₁₀ H ₆ O ₆ S ₂	525-37-1	288.297	oran pr (+4w, HOAc or w)	125 dec				vs H ₂ O; s EtOH; i eth
7961	2,7-Naphthalenedisulfonic acid	Naphthalene-2,7-disulfonic acid	C ₁₀ H ₆ O ₆ S ₂	92-41-1	288.297	hyg nd (conc HCl)	199				s H ₂ O; sl con HCl
7962	1-Naphthalenemethanamine		C ₁₁ H ₁₁ N	118-31-0	157.212			292	1.0958 ²⁰		s EtOH, eth, sulf, CS ₂
7963	1-Naphthalenemethanol		C ₁₁ H ₁₀ O	4780-79-4	158.196	nd (w, al), cry (bz-lig)	64	304; 163 ¹²	1.1039 ⁸⁰		sl H ₂ O; vs EtOH, eth
7964	2-Naphthalenemethanol		C ₁₁ H ₁₀ O	1592-38-7	158.196	lf	81.3	178 ¹²			sl H ₂ O; s EtOH, eth
7965	1-Naphthalenesulfonic acid	α-Naphthylsulfonic acid	C ₁₀ H ₆ O ₃ S	85-47-2	208.234	pr (+2 w, dil HCl)	140				s H ₂ O, EtOH; sl eth
7966	2-Naphthalenesulfonic acid	β-Naphthylsulfonic acid	C ₁₀ H ₆ O ₃ S	120-18-3	208.234	hyg pl (+1w), cry (+3w, HCl)	91	dec	1.441 ²⁵		vs H ₂ O, EtOH; s eth; sl bz
7967	1-Naphthalenesulfonyl chloride		C ₁₀ H ₇ ClO ₂ S	85-46-1	226.680	lf (eth)	68	209 ²⁰ , 147 ⁹			vs bz, eth, EtOH
7968	2-Naphthalenesulfonyl chloride		C ₁₀ H ₇ ClO ₂ S	93-11-8	226.680	pow or lf (bz-peth)	81	201 ¹³ , 148 ^{9.5}			i H ₂ O; s EtOH, bz, chl; sl peth; vs eth
7969	1,4,5,8-Naphthalenetetracarboxylic acid		C ₁₄ H ₆ O ₈	128-97-2	304.209	lf or nd (w, dil HCl)	320				sl H ₂ O, bz, chl, EtOH; vs ace
7970	1-Naphthalenethiol	1-Naphthyl mercaptan	C ₁₀ H ₈ S	529-36-2	160.236			dec 285; 161 ²⁰	1.1607 ²⁰	1.6802 ²⁰	sl H ₂ O, dil alk; vs EtOH, eth
7971	2-Naphthalenethiol	2-Naphthyl mercaptan	C ₁₀ H ₈ S	91-60-1	160.236	pl (al)	81	288	1.550 ²⁵		sl H ₂ O; vs EtOH, eth, lig
7972	N-(1-Naphthalenyl)-1,2-ethanediamine, dihydrochloride		C ₁₂ H ₁₆ Cl ₂ N ₂	1465-25-4	259.174	hex pr	189				vs H ₂ O, EtOH
7973	1-Naphthalenylthiourea	ANTU	C ₁₁ H ₁₀ N ₂ S	86-88-4	202.275	pr (al)	198				i H ₂ O; sl EtOH, eth, ace
7974	Naphtho[2,3-c]furan-1,3-dione	2,3-Naphthalenedicarboxylic acid anhydride	C ₁₂ H ₆ O ₃	716-39-2	198.174		246				sl EtOH, chl; s eth, bz
7975	1-Naphthol	1-Naphthalenol	C ₁₀ H ₈ O	90-15-3	144.170	ye nd (w)	95.0	288; 184 ⁴⁰	1.0989 ⁹⁹	1.6224 ⁹⁹	i H ₂ O; vs EtOH, eth; s ace, bz; sl ctc
7976	2-Naphthol	2-Naphthalenol	C ₁₀ H ₈ O	135-19-3	144.170	mcl lf (w)	121.5	285	1.28 ²⁰		i H ₂ O; vs EtOH, eth; s bz, chl; sl lig
7977	1-Naphthol, acetate	1-Naphthyl acetate	C ₁₂ H ₁₀ O ₂	830-81-9	186.206	nd or pl (al)	49	114 ¹			i H ₂ O; s EtOH, eth
7978	2-Naphthol, acetate	2-Naphthyl acetate	C ₁₂ H ₁₀ O ₂	1523-11-1	186.206	nd (al)	71.0	132 ²			i H ₂ O; s EtOH, eth, chl
7979	p-Naphtholbenzein		C ₂₇ H ₁₆ O ₂	145-50-6	374.431		123				
7980	1 <i>H,3<i>H</i></i> -Naphtho[1,8-cd]pyran-1,3-dione		C ₁₂ H ₆ O ₃	81-84-5	198.174		275.0				i H ₂ O, eth, bz; sl EtOH; s HOAc
7981	1-Naphthylamine	α-Naphthylamine	C ₁₀ H ₉ N	134-32-7	143.185		49.2	300.7	1.0228 ²⁰	1.6140 ²⁰	s chl
7982	2-Naphthylamine	β-Naphthylamine	C ₁₀ H ₉ N	91-59-8	143.185		113	306.2	1.6414 ⁹⁸	1.6493 ⁹⁸	s H ₂ O, EtOH, eth
7983	2-[(1-Naphthylamino)carbonyl] benzoic acid	Naptalam	C ₁₈ H ₁₃ NO ₃	132-66-1	291.301		185		1.4 ²⁰		i H ₂ O; sl EtOH, ace, bz, tfa
7984	2-Naphthyl benzoate	2-Naphthalenol benzoate	C ₁₇ H ₁₂ O ₂	93-44-7	248.276	nd or pr (al)	107				i H ₂ O; s EtOH; sl eth, HOAc
7985	N-1-Naphthalenylacetamide		C ₁₂ H ₁₁ NO	575-36-0	185.221		160				s H ₂ O, EtOH; sl eth
7986	N-1-Naphthyl-1,2-ethanediamine	N-(1-Naphthyl)ethylenediamine	C ₁₂ H ₁₄ N ₂	551-09-7	186.252	visc lig		204 ⁹	1.114 ²⁵	1.6648 ²⁵	



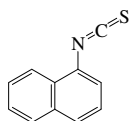
No.	Name	Synonym	Mol. Form.	CAS RN	Mol. Wt.	Physical Form	mp/°C	bp/°C	den/ g cm ⁻³	n _D	Solubility
7987	1-Naphthyl 2-hydroxybenzoate	1-Naphthyl salicylate	C ₁₇ H ₁₂ O ₃	550-97-0	264.275		83				vs eth
7988	1-Naphthylhydroxylamine	<i>N</i> -Hydroxyl-1-naphthalenamine	C ₁₀ H ₉ NO	607-30-7	159.184		79				
7989	1-Naphthyl isothiocyanate	1-Isouthiocyanatonaphthalene	C ₁₁ H ₇ NS	551-06-4	185.246	wh nd (al)	58				vs bz, eth, EtOH, chl
7990	<i>N</i> -2-Naphthyl-2-naphthalenamine	β,β'-Dinaphthylamine	C ₂₀ H ₁₅ N	532-18-3	269.340	lf(bz)	172.2	471			i H ₂ O; sl EtOH, bz, DMSO; s eth, HOAc
7991	(2-Naphthoxy)acetic acid	2-Naphthoxyacetic acid	C ₁₂ H ₁₀ O ₃	120-23-0	202.205	pr(w)	156				s H ₂ O, EtOH, eth; sl DMSO
7992	1-Naphthyl phosphate	1-Naphthalenol, dihydrogen phosphate	C ₁₀ H ₉ O ₄ P	1136-89-6	224.149	cry	160				
7993	2-Naphthyl salicylate	2-Naphthyl 2-hydroxybenzoate	C ₁₇ H ₁₂ O ₃	613-78-5	264.275	cry (al)	95.5		1.111 ¹⁶		i H ₂ O; sl EtOH; s eth, bz
7994	1,5-Naphthyridine	1,5-Diazanaphthalene	C ₈ H ₆ N ₂	254-79-5	130.147	ye nd (peth)	75	112 ¹²	1.2100 ²⁰		
7995	1,6-Naphthyridine		C ₈ H ₆ N ₂	253-72-5	130.147		29.5				
7996	Napropamide	Propanamide, <i>N,N</i> -diethyl-2-(1-naphthalenyl)-	C ₁₇ H ₂₁ NO ₂	15299-99-7	271.355		75				
7997	Naproxen	6-Methoxy- α -methyl-2-naphthaleneacetic acid	C ₁₄ H ₁₄ O ₃	22204-53-1	230.259	cry (ace/hx)	155				i H ₂ O; sl eth; s MeOH, chl
7998	Narceine		C ₂₃ H ₂₇ NO ₈	131-28-2	445.462		138				i H ₂ O
7999	Narcobarbital		C ₁₁ H ₁₅ BrN ₂ O ₃	125-55-3	303.152		115				sl H ₂ O; s EtOH, py
8000	Naringenin		C ₁₅ H ₁₂ O ₅	480-41-1	272.253	nd (dil al)	251				vs bz, eth, EtOH
8001	Naringin		C ₂₇ H ₃₂ O ₁₄	10236-47-2	580.535	nd (w+8)					sl H ₂ O, EtOH; i eth, bz, chl; s HOAc
8002	Nealbarbital		C ₁₂ H ₁₈ N ₂ O ₃	561-83-1	238.282		156				vs ace, eth, EtOH
8003	Nellite	Diamidafos	C ₉ H ₁₃ N ₂ O ₂ P	1754-58-1	200.175	cry (ctc)	103.5				sl AcOEt, bz
8004	Neobietic acid	8(14),13(15)-Abietadien-18-oic acid	C ₂₀ H ₃₀ O ₂	471-77-2	302.451	cry (EtOH aq)	173				
8005	Neobornylamine		C ₁₀ H ₁₉ N	2223-67-8	153.265	pow	184				vs ace, eth
8006	Neopentane	2,2-Dimethylpropane	C ₅ H ₁₂	463-82-1	72.149	col gas	-16.4	9.48	0.5852 ²⁵ (<i>p</i> >1 atm)	1.3476 ⁶	i H ₂ O; s EtOH, eth, ctc
8007	Neopine		C ₁₈ H ₂₁ NO ₃	467-14-1	299.365	nd (peth)	127.5				s H ₂ O, EtOH, eth, bz; vs chl; sl lig
8008	Neostigmine bromide		C ₁₂ H ₁₉ BrN ₂ O ₂	114-80-7	303.195	cry (al-eth)	167 dec				vs H ₂ O; s EtOH
8009	Nepetalactone		C ₁₀ H ₁₄ O ₂	490-10-8	166.217			71 ^{0.05}	1.0663 ²⁵	1.4859 ²⁵	
8010	<i>cis</i> -Nerolidol		C ₁₅ H ₂₆ O	142-50-7	222.366			276; 70 ^{0.1}	0.8778 ²⁰	1.4898 ²⁰	vs EtOH; s eth, ace, HOAc
8011	Neurine		C ₆ H ₁₃ NO	463-88-7	103.163	syr					vs H ₂ O, eth, EtOH
8012	Neutral Red		C ₁₅ H ₁₇ ClN ₄	553-24-2	288.776	grn pow					s H ₂ O, ethylene glycol, EtOH; i xyl
8013	Nialamide		C ₁₆ H ₁₈ N ₄ O ₂	51-12-7	298.340		151.6				
8014	Nickel(II) acetate		C ₄ H ₈ NiO ₄	373-02-4	176.782						vs H ₂ O; s EtOH
8015	Nickel bis(dibutylthiocarbamate)		C ₁₈ H ₃₈ N ₂ NiS ₄	13927-77-0	467.445	grn cry (bz/EtOH)	91				s bz, ace
8016	Nickel bis(2,4-pentanedioate)	Nickel acetylacetonate	C ₁₀ H ₁₄ NiO ₄	3264-82-2	256.909	grn orth cry	230	227 ¹¹			s H ₂ O, bz, chl, EtOH; i eth
8017	Nickel carbonyl	Nickel tetracarbonyl	C ₄ NiO ₄	13463-39-3	170.734	col liq	-19.3	43 (exp 60)	1.31 ²⁵		
8018	Nickelocene	Bis(η ⁵ -2,4-cyclopentadien-1-yl)nickel	C ₁₀ H ₁₀ Ni	1271-28-9	188.879		172				
8019	Niclosamide		C ₁₃ H ₈ Cl ₂ N ₂ O ₄	50-65-7	327.120		227				
8020	Nicofibrate		C ₁₆ H ₁₆ ClNO ₃	31980-29-7	305.756		49	180 ^{0.4}			
8021	Nicosulfuron		C ₁₅ H ₁₈ N ₆ O ₆ S	111991-09-4	410.405		172				
8022	Nicotelline	3,2':4',3"-Terpyridine	C ₁₅ H ₁₁ N ₃	494-04-2	233.268	prismatic nd	148	>300			sl H ₂ O, eth; s bz, chl, EtOH
8023	Nicotinamide hypoxanthine dinucleotide	Nicotinic acid adenine dinucleotide	C ₂₁ H ₂₆ N ₆ O ₁₅ P ₂	1851-07-6	664.410	pow					
8024	β-Nicotinamide mononucleotide	NMN	C ₁₁ H ₁₆ N ₂ O ₆ P	1094-61-7	334.219	amor pow					vs H ₂ O; i ace
8025	<i>L</i> -Nicotine	3-(1-Methyl-2-pyrrolidinyl)pyridine, (<i>S</i> -)	C ₁₀ H ₁₄ N ₂	54-11-5	162.231	hyg liq	-79	247; 125 ¹⁸	1.0097 ²⁰	1.5282 ²⁰	msc H ₂ O; vs EtOH, eth, chl; s lig
8026	Nifurthiazole		C ₈ H ₈ N ₄ O ₂ S	3570-75-0	254.224	cry	215 dec				
8027	Nitralin	4-(Methylsulfonyl)-2,6-dinitro- <i>N,N</i> -dipropylaniline	C ₁₃ H ₁₉ N ₃ O ₆ S	4726-14-1	345.371		150				
8028	Nitranilic acid	2,5-Dihydroxy-3,6-dinitro-2,5-cyclohexadiene-1,4-dione	C ₆ H ₂ N ₂ O ₈	479-22-1	230.088	gold-ye pl (+w, dil HNO ₃)	170 dec				vs H ₂ O, EtOH; i eth
8029	Nitrapyrin	Pyridine, 2-chloro-6-(trichloromethyl)-	C ₆ H ₃ Cl ₄ N	1929-82-4	230.907		63	136 ¹¹			



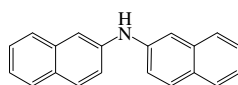
1-Naphthyl 2-hydroxybenzoate



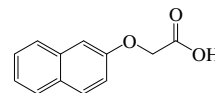
1-Naphthylhydroxylamine



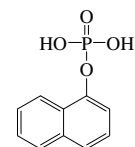
1-Naphthyl isothiocyanate



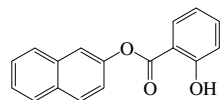
N-2-Naphthyl-2-naphthalenamine



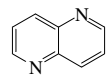
(2-Naphthoxy)acetic acid



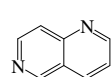
1-Naphthyl phosphate



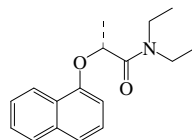
2-Naphthyl salicylate



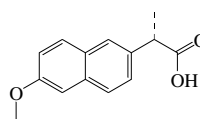
1,5-Naphthyridine



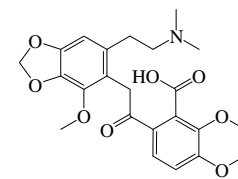
1,6-Naphthyridine



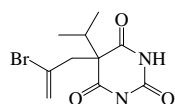
Napropamide



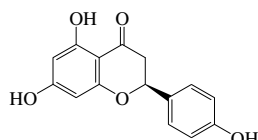
Naproxen



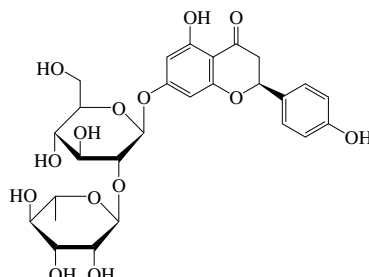
Narceine



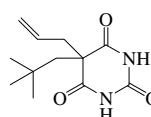
Narcobarbital



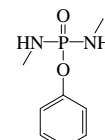
Naringenin



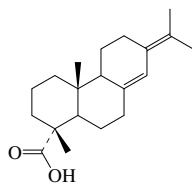
Naringin



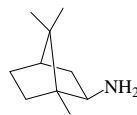
Neobarbital



Nellite



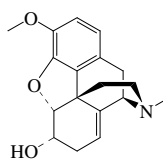
Neobietic acid



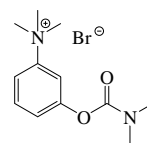
Neobornylamine



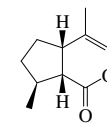
Neopentane



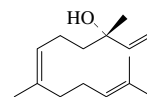
Neopine



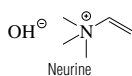
Neostigmine bromide



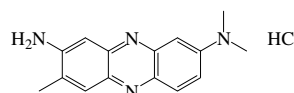
Nepetalactone



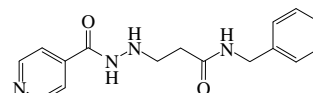
cis-Nerolidol



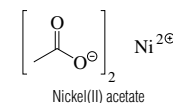
Neurine



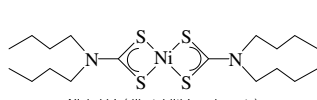
Neutral Red



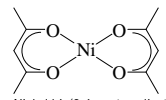
Nialamide



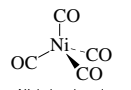
Nickel(II) acetate



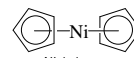
Nickel bis(dibutylthiocarbamate)



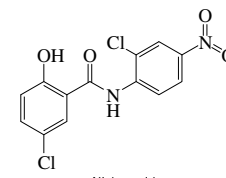
Nickel bis(2,4-pentanedioate)



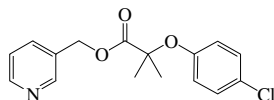
Nickel carbonyl



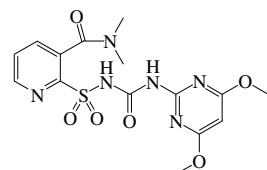
Nickelocene



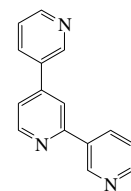
Niclosamide



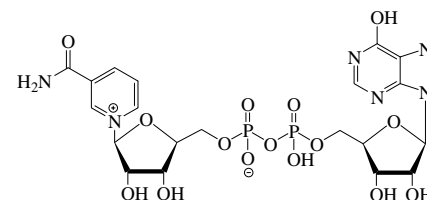
Nicofibrate



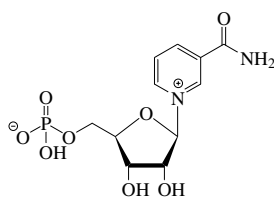
Nicosulfuron



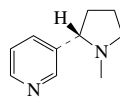
Nicotelline



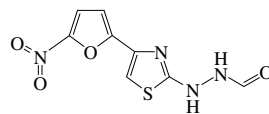
Nicotinamide hypoxanthine dinucleotide



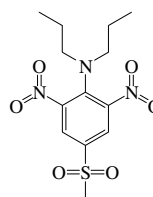
β-Nicotinamide mononucleotide



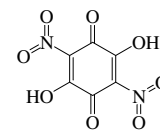
L-Nicotine



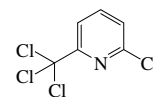
Nifurthiazole



Nitralin

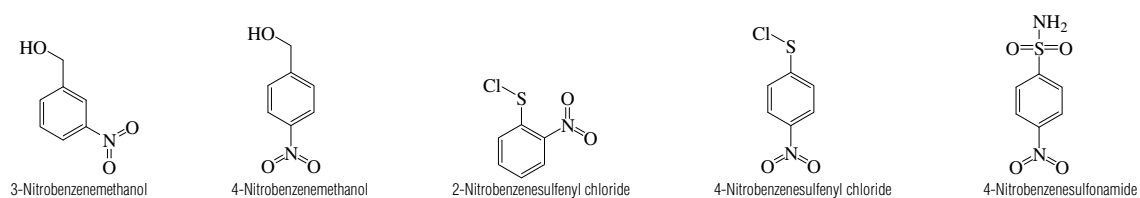
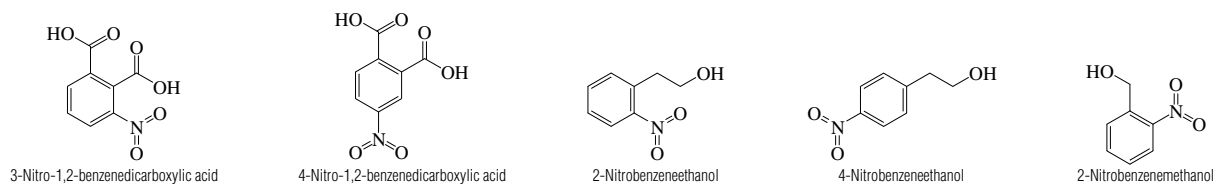
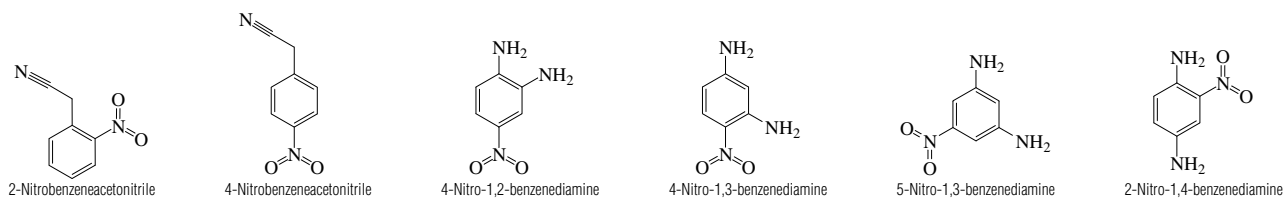
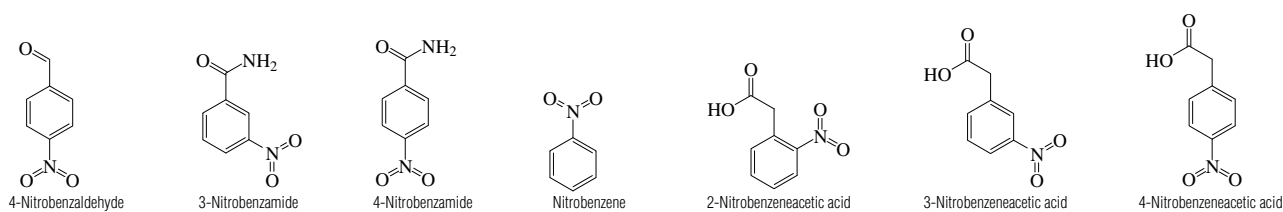
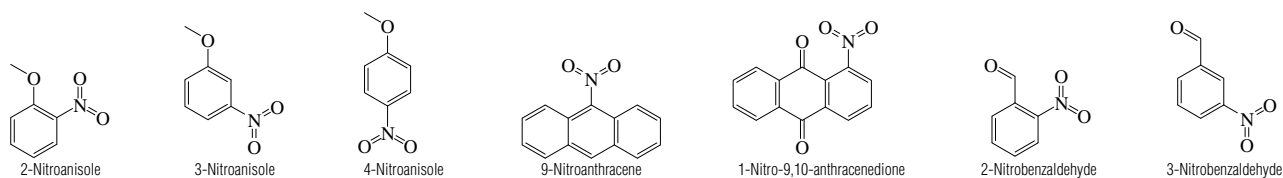
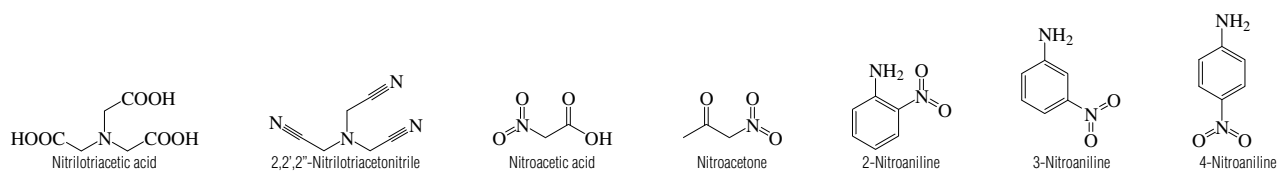


Nitranilic acid

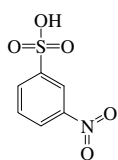


Nitrapyrin

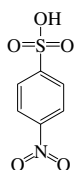
No.	Name	Synonym	Mol. Form.	CAS RN	Mol. Wt.	Physical Form	mp/°C	bp/°C	den/ g cm ⁻³	n _D	Solubility
8030	Nitilotriacetic acid	<i>N,N</i> -Bis(carboxymethyl)glycine	C ₆ H ₉ NO ₆	139-13-9	191.138	pr cry (w)	242 dec				sl H ₂ O, DMSO; s EtOH
8031	2,2',2''-Nitilotriacetoneitrile	Tricyanotrimethylamine	C ₆ H ₆ N ₄	7327-60-8	134.139	nd (EtOH)	125.5				
8032	Nitroacetic acid		C ₂ H ₃ NO ₄	625-75-2	105.050	nd (chl)	92 dec				vs bz, eth, EtOH, chl
8033	Nitroacetone		C ₃ H ₅ NO ₃	10230-68-9	103.077	pl, nd (eth, bz)	50.3	103 ²⁴			vs bz, eth, EtOH
8034	2-Nitroaniline		C ₆ H ₆ N ₂ O ₂	88-74-4	138.124		71.0	284	0.9015 ²⁵		sl H ₂ O; s EtOH; vs eth, ace, bz, chl
8035	3-Nitroaniline		C ₆ H ₆ N ₂ O ₂	99-09-2	138.124		113.4	dec 306	0.9011 ²⁵		sl H ₂ O, bz; s EtOH, eth, ace; vs MeOH
8036	4-Nitroaniline		C ₆ H ₆ N ₂ O ₂	100-01-6	138.124	pa ye mcl nd (w)	147.5	332	1.424 ²⁰		i H ₂ O; s EtOH, eth, ace; sl bz, DMSO
8037	2-Nitroanisole	1-Methoxy-2-nitrobenzene	C ₇ H ₇ NO ₃	91-23-6	153.136		10.5	277; 144 ⁴	1.2540 ²⁰	1.5161 ²⁰	i H ₂ O; msc EtOH, eth; s ctc
8038	3-Nitroanisole	1-Methoxy-3-nitrobenzene	C ₇ H ₇ NO ₃	555-03-3	153.136	nd (al), pl (bz-lig)	38.5	258	1.373 ¹⁸		i H ₂ O; s EtOH; vs eth
8039	4-Nitroanisole	1-Methoxy-4-nitrobenzene	C ₇ H ₇ NO ₃	100-17-4	153.136	pr (al), nd (dil al)	54	274	1.2192 ⁶⁰	1.5070 ⁶⁰	i H ₂ O; vs EtOH, eth; s ctc; sl peth
8040	9-Nitroanthracene		C ₁₄ H ₉ NO ₂	602-60-8	223.227	ye nd (al) pr (HOAc or xyl)	146	275 ¹⁷			i H ₂ O; sl EtOH, chl; vs ace, CS ₂
8041	1-Nitro-9,10-anthracenedione		C ₁₄ H ₇ NO ₄	82-34-8	253.211	nd (HOAc) ye pr (ace)	231.5	270 ⁷			i H ₂ O; sl EtOH, eth; s ace, bz
8042	2-Nitrobenzaldehyde		C ₇ H ₅ NO ₃	552-89-6	151.120	ye nd (w)	43.5	153 ²³	1.2844 ²⁰		sl H ₂ O, chl; vs EtOH, eth, ace, bz
8043	3-Nitrobenzaldehyde		C ₇ H ₅ NO ₃	99-61-6	151.120	lt ye nd (w)	58.5	164 ²³	1.2792 ²⁰		sl H ₂ O; s EtOH, eth, chl; vs ace, bz
8044	4-Nitrobenzaldehyde		C ₇ H ₅ NO ₃	555-16-8	151.120	lf, pr (w)	107	sub	1.496 ²⁵		sl H ₂ O, lig; vs EtOH; s bz, chl, HOAc
8045	3-Nitrobenzamide		C ₇ H ₆ N ₂ O ₃	645-09-0	166.134		142.7	312.5			s H ₂ O, EtOH, eth
8046	4-Nitrobenzamide		C ₇ H ₆ N ₂ O ₃	619-80-7	166.134	nd (w)	200.7				i H ₂ O; s EtOH, eth
8047	Nitrobenzene		C ₆ H ₅ NO ₂	98-95-3	123.110		5.7	210.8	1.2037 ²⁰	1.5562 ²⁰	sl H ₂ O, ctc; vs EtOH, eth, ace, bz
8048	2-Nitrobenzeneacetic acid	<i>o</i> -Nitrophenylacetic acid	C ₈ H ₇ NO ₄	3740-52-1	181.147	nd (w, pl (dil al)	141.5				s H ₂ O, EtOH
8049	3-Nitrobenzeneacetic acid	<i>m</i> -Nitrophenylacetic acid	C ₈ H ₇ NO ₄	1877-73-2	181.147	nd (w)	122				vs EtOH
8050	4-Nitrobenzeneacetic acid	<i>p</i> -Nitrophenylacetic acid	C ₈ H ₇ NO ₄	104-03-0	181.147	pa ye nd (w)	154				sl H ₂ O; s EtOH, eth, bz
8051	2-Nitrobenzeneacetonitrile	2-Nitrobenzyl cyanide	C ₈ H ₆ N ₂ O ₂	610-66-2	162.146	nd (dil al), pr (HOAc, al)	84	178 ¹² , 138 ¹			vs ace, bz, eth, EtOH
8052	4-Nitrobenzeneacetonitrile	4-Nitrobenzyl cyanide	C ₈ H ₆ N ₂ O ₂	555-21-5	162.146	pr (al)	117	196 ¹²			sl H ₂ O; s EtOH, eth, bz, chl
8053	4-Nitro-1,2-benzenediamine	4-Nitro- <i>o</i> -phenylenediamine	C ₆ H ₆ N ₃ O ₂	99-56-9	153.139	dk red nd (dil al)	199.5				s acid
8054	4-Nitro-1,3-benzenediamine		C ₆ H ₆ N ₃ O ₂	5131-58-8	153.139	oran pr (w)	161				
8055	5-Nitro-1,3-benzenediamine		C ₆ H ₆ N ₃ O ₂	5042-55-7	153.139	red cry (w)	143				
8056	2-Nitro-1,4-benzenediamine		C ₆ H ₆ N ₃ O ₂	5307-14-2	153.139		140.0				
8057	3-Nitro-1,2-benzenedicarboxylic acid		C ₈ H ₅ NO ₆	603-11-2	211.129	pa ye pr (w)	218				sl H ₂ O, ace; s EtOH; i bz, peth, chl
8058	4-Nitro-1,2-benzenedicarboxylic acid		C ₈ H ₅ NO ₆	610-27-5	211.129	pa ye nd (w, eth)	164.8				s H ₂ O, EtOH; i bz, chl, CS ₂ , peth
8059	2-Nitrobenzeneethanol		C ₈ H ₉ NO ₃	15121-84-3	167.162		1.0	267	1.19 ²⁵	1.5637 ²⁰	
8060	4-Nitrobenzeneethanol		C ₈ H ₉ NO ₃	100-27-6	167.162		63	148 ²			
8061	2-Nitrobenzenemethanol	2-Nitrobenzyl alcohol	C ₇ H ₇ NO ₃	612-25-9	153.136	nd (w)	74	270; 168 ²⁰			sl H ₂ O; s EtOH, eth
8062	3-Nitrobenzenemethanol	3-Nitrobenzyl alcohol	C ₇ H ₇ NO ₃	619-25-0	153.136	orth nd (w)	30.5	177 ³	1.296 ¹⁹		s H ₂ O, EtOH, eth; sl chl
8063	4-Nitrobenzenemethanol	4-Nitrobenzyl alcohol	C ₇ H ₇ NO ₃	619-73-8	153.136	nd (w)	96.5	dec 255; 185 ¹²			sl H ₂ O, ace; s EtOH, eth
8064	2-Nitrobenzenesulfonyl chloride		C ₆ H ₄ ClNO ₂ S	7669-54-7	189.620	ye nd (bz)	75				vs eth, bz, chl
8065	4-Nitrobenzenesulfonyl chloride		C ₆ H ₄ ClNO ₂ S	937-32-6	189.620	ye lf (peth)	52	125 ⁰¹			vs bz
8066	4-Nitrobenzenesulfonamide		C ₆ H ₆ N ₂ O ₄ S	6325-93-5	202.188		180 dec				



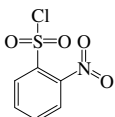
No.	Name	Synonym	Mol. Form.	CAS RN	Mol. Wt.	Physical Form	mp/°C	bp/°C	den/ g cm ⁻³	n _D	Solubility
8067	3-Nitrobenzenesulfonic acid		C ₆ H ₅ NO ₃ S	98-47-5	203.173	pl	48				vs H ₂ O; s EtOH; i eth, bz
8068	4-Nitrobenzenesulfonic acid		C ₆ H ₅ NO ₃ S	138-42-1	203.173		95				vs H ₂ O
8069	2-Nitrobenzenesulfonyl chloride		C ₆ H ₄ ClNO ₂ S	1694-92-4	221.619	pr (lig, eth-peth)	68.5				s eth; sl peth
8070	3-Nitrobenzenesulfonyl chloride		C ₆ H ₄ ClNO ₂ S	121-51-7	221.619	mcl pr (eth) nd (lig)	64				i H ₂ O; s EtOH
8071	4-Nitrobenzenesulfonyl chloride		C ₆ H ₄ ClNO ₂ S	98-74-8	221.619	mcl pr (peth)	79.5	143 ^{1.5}			s peth
8072	5-Nitro-1 <i>H</i> -benzimidazole		C ₇ H ₅ N ₃ O ₂	94-52-0	163.134	nd (w)	207.8				i H ₂ O, eth, bz, chl; s acid; vs EtOH
8073	2-Nitrobenzoic acid		C ₇ H ₅ NO ₄	552-16-9	167.120	tcl nd (w)	147.5		1.575 ²⁰		s H ₂ O, eth; vs EtOH, ace; sl bz, lig
8074	3-Nitrobenzoic acid		C ₇ H ₅ NO ₄	121-92-6	167.120	mcl pr (w)	141.1		1.494 ²⁰		sl H ₂ O, bz; vs EtOH, eth, ace; s chl
8075	4-Nitrobenzoic acid		C ₇ H ₅ NO ₄	62-23-7	167.120	mcl lf (w)	242	sub	1.610 ²⁰		vs ace, eth, EtOH, chl, MeOH
8076	3-Nitrobenzoic acid, hydrazide		C ₇ H ₅ N ₃ O ₃	618-94-0	181.149		153.5				sl H ₂ O, EtOH; i eth, bz, chl
8077	4-Nitrobenzoic acid, hydrazide		C ₇ H ₅ N ₃ O ₃	636-97-5	181.149		215.5				sl H ₂ O, EtOH; i eth, bz, chl
8078	3-Nitrobenzotrile		C ₇ H ₄ N ₂ O ₂	619-24-9	148.119		118	165 ¹⁶			s H ₂ O, EtOH, bz; vs eth, ace; i peth
8079	4-Nitrobenzotrile		C ₇ H ₄ N ₂ O ₂	619-72-7	148.119		150.0				sl H ₂ O, EtOH, eth; s chl, HOAc
8080	5-Nitro-1 <i>H</i> -benzotriazole		C ₆ H ₄ N ₄ O ₂	2338-12-7	164.122		217				
8081	2-Nitrobenzoyl chloride		C ₇ H ₅ ClNO ₂	610-14-0	185.565		20				vs eth; sl ctc
8082	3-Nitrobenzoyl chloride		C ₇ H ₅ ClNO ₂	121-90-4	185.565		36	276.5			vs eth
8083	4-Nitrobenzoyl chloride		C ₇ H ₅ ClNO ₂	122-04-3	185.565	ye nd (lig)	75	203 ¹⁰⁵ , 151 ¹⁵			s eth
8084	2-Nitrobiphenyl	2-Nitro-1,1'-biphenyl	C ₁₂ H ₉ NO ₂	86-00-0	199.205	pl (al, MeOH)	37.2	320	1.44 ²⁵		i H ₂ O; s EtOH, eth, chl
8085	3-Nitrobiphenyl	3-Nitro-1,1'-biphenyl	C ₁₂ H ₉ NO ₂	2113-58-8	199.205	ye pl or nd (dil al)	62	227 ³⁵ , 143 ⁹			i H ₂ O; s EtOH, eth, HOAc, lig
8086	4-Nitrobiphenyl	4-Nitro-1,1'-biphenyl	C ₁₂ H ₉ NO ₂	92-93-3	199.205	ye nd (al)	114	340			i H ₂ O; sl EtOH; s eth, bz, chl, HOAc
8087	2-Nitro-1,1-bis(<i>p</i> -chlorophenyl)propane		C ₁₅ H ₁₃ Cl ₂ NO ₂	117-27-1	310.176	cry	81	180 ¹⁶			
8088	1-Nitrobutane		C ₄ H ₉ NO ₂	627-05-4	103.120			153	0.970 ²⁵	1.4303 ²⁰	sl H ₂ O; msc EtOH, eth; s alk
8089	2-Nitro-1-butanol		C ₄ H ₉ NO ₃	609-31-4	119.119		-47	105 ¹⁰	1.1332 ²⁵	1.4390 ²⁰	s H ₂ O, ace; msc EtOH, eth; sl ctc
8090	3-Nitro-2-butanol		C ₄ H ₉ NO ₃	6270-16-2	119.119			91 ⁹ , 55 ^{0.5}	1.1260 ²⁰	1.4414 ²⁰	
8091	6-Nitrochrysene		C ₁₈ H ₁₁ NO ₂	7496-02-8	273.286	ye nd (bz)	≈215 dec				
8092	Nitrocyclohexane		C ₆ H ₁₁ NO ₂	1122-60-7	129.157	liq	-34	205; 95 ²²	1.0610 ²⁰	1.4612 ¹⁹	i H ₂ O; s EtOH, lig
8093	1-Nitrodecane		C ₁₀ H ₂₁ NO ₂	4609-87-4	187.280			86 ¹		1.4337 ²⁰	
8094	<i>N</i> -Nitrodiethylamine	<i>N</i> -Ethyl- <i>N</i> -nitroethanamine	C ₄ H ₁₀ N ₂ O ₂	7119-92-8	118.134			206.5	1.057 ¹⁵		vs eth, EtOH
8095	Nitroethane		C ₂ H ₅ NO ₂	79-24-3	75.067	liq	-89.5	114.0	1.0448 ²⁵	1.3917 ²⁰	sl H ₂ O; msc EtOH, eth; s ace, chl
8096	2-Nitroethanol		C ₂ H ₅ NO ₃	625-48-9	91.066	liq	-80	194; 102 ¹⁰	1.270 ¹⁵	1.4438 ¹⁹	msc H ₂ O, EtOH, eth; i bz
8097	Nitroethene		C ₂ H ₃ NO ₂	3638-64-0	73.051	liq	-55.5	98.5	1.2212 ¹⁴	1.4282 ²⁰	vs EtOH, eth, ace, bz, chl
8098	(2-Nitroethyl)benzene		C ₈ H ₉ NO ₂	6125-24-2	151.163	liq	-23	250; 137 ¹⁶	1.126 ²⁴	1.5407 ¹⁹	
8099	Nitrofen	2,4-Dichloro-1-(4-nitrophenoxy)benzene	C ₁₂ H ₇ Cl ₂ NO ₃	1836-75-5	284.095		70				
8100	2-Nitro-9 <i>H</i> -fluorene		C ₁₃ H ₉ NO ₂	607-57-8	211.216	nd (50% HOAc ace)	159.3				i H ₂ O; s ace, bz
8101	2-Nitro-9 <i>H</i> -fluoren-9-one		C ₁₃ H ₇ NO ₃	3096-52-4	225.200	ye nd or lf (HOAc)	224.3	sub			sl EtOH; s ace, sulf, HOAc
8102	5-Nitro-2-furaldehyde diacetate		C ₈ H ₉ NO ₇	92-55-7	243.170		92.0				s chl
8103	2-Nitrofuran		C ₄ H ₃ NO ₃	609-39-2	113.072	ye mcl cry (peth)	30	134 ¹²³ , 84 ¹³			s H ₂ O, EtOH, eth
8104	5-Nitro-2-furancarboxaldehyde		C ₅ H ₃ NO ₄	698-63-5	141.083	pa ye (peth)	35.5	130 ¹⁰			sl H ₂ O; s peth



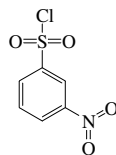
3-Nitrobenzenesulfonic acid



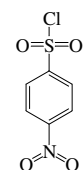
4-Nitrobenzenesulfonic acid



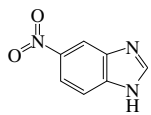
2-Nitrobenzenesulfonyl chloride



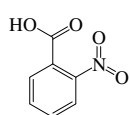
3-Nitrobenzenesulfonyl chloride



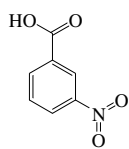
4-Nitrobenzenesulfonyl chloride



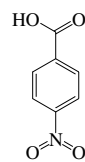
5-Nitro-1H-benzimidazole



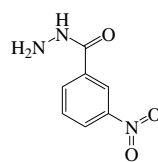
2-Nitrobenzoic acid



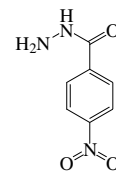
3-Nitrobenzoic acid



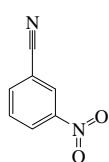
4-Nitrobenzoic acid



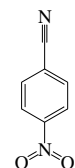
3-Nitrobenzoic acid, hydrazide



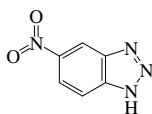
4-Nitrobenzoic acid, hydrazide



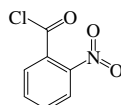
3-Nitrobenzonitrile



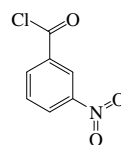
4-Nitrobenzonitrile



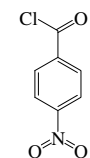
5-Nitro-1H-benzotriazole



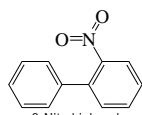
2-Nitrobenzoyl chloride



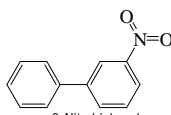
3-Nitrobenzoyl chloride



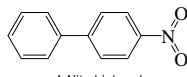
4-Nitrobenzoyl chloride



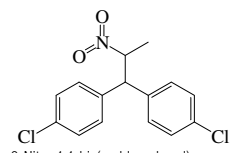
2-Nitrobiphenyl



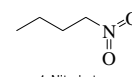
3-Nitrobiphenyl



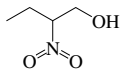
4-Nitrobiphenyl



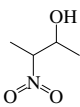
2-Nitro-1,1-bis(p-chlorophenyl)propane



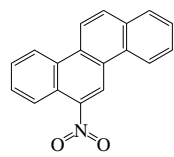
1-Nitrobutane



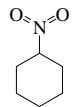
2-Nitro-1-butanol



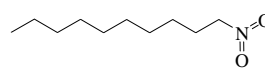
3-Nitro-2-butanol



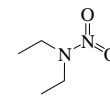
6-Nitrochrysene



Nitrocyclohexane



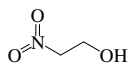
1-Nitrodecane



N-Nitrodiethylamine



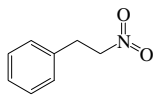
Nitroethane



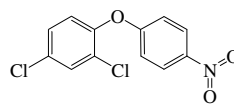
2-Nitroethanol



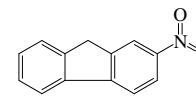
Nitroethene



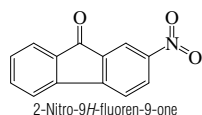
(2-Nitroethyl)benzene



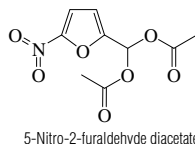
Nitrofen



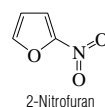
2-Nitro-9H-fluorene



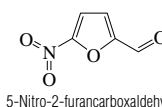
2-Nitro-9H-fluoren-9-one



5-Nitro-2-furaldehyde diacetate

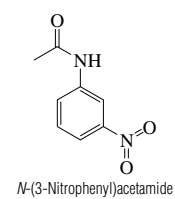
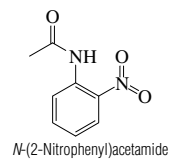
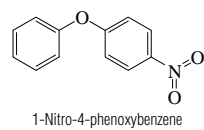
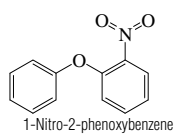
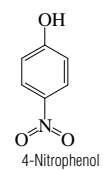
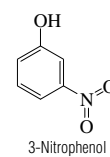
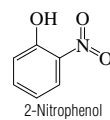
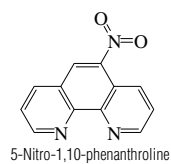
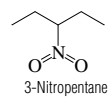
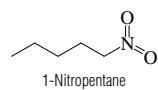
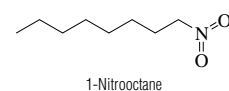
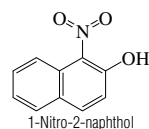
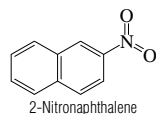
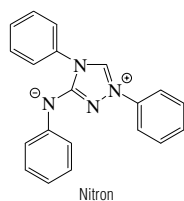
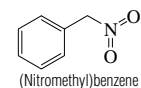
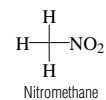
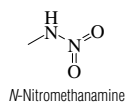
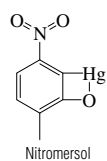
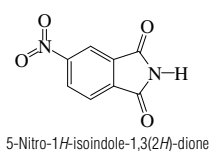
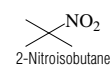
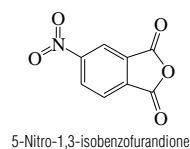
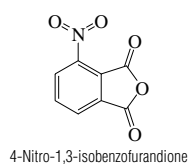
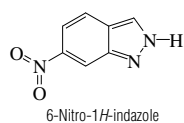
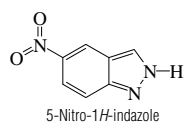
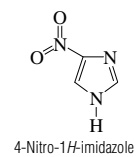
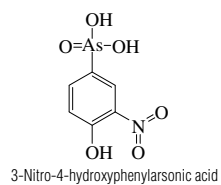
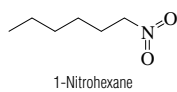
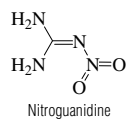
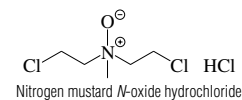
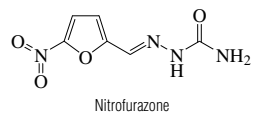
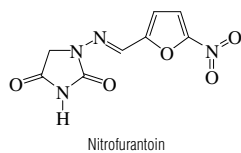
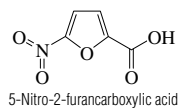


2-Nitrofuran

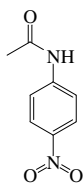


5-Nitro-2-furancarboxaldehyde

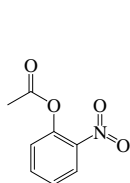
No.	Name	Synonym	Mol. Form.	CAS RN	Mol. Wt.	Physical Form	mp/°C	bp/°C	den/ g cm ⁻³	n _D	Solubility
8105	5-Nitro-2-furancarboxylic acid		C ₆ H ₃ NO ₅	645-12-5	157.082	pa ye pl (w)	186	sub			s H ₂ O, EtOH, eth; sl ace, bz; i chl
8106	Nitrofurantoin		C ₈ H ₈ N ₄ O ₅	67-20-9	238.158		263				
8107	Nitrofurazone	2-[(5-Nitro-2-furanyl)methylene]hydrazinecarboxamide	C ₆ H ₆ N ₄ O ₄	59-87-0	198.137	pa ye nd	238 dec				i H ₂ O, eth; sl EtOH, DMSO; s alk
8108	Nitrogen mustard <i>N</i> -oxide hydrochloride	Mechlorethamine oxide hydrochloride	C ₂ H ₁₂ Cl ₃ NO	302-70-5	208.514	pr (ace)	110				s H ₂ O
8109	Nitroguanidine		CH ₄ N ₄ O ₂	556-88-7	104.069	nd or pr (w)	239 dec				sl H ₂ O, EtOH; i eth; vs alk
8110	1-Nitrohexane		C ₆ H ₁₃ NO ₂	646-14-0	131.173			193; 84 ²¹	0.9396 ²⁰	1.4270 ²⁰	i H ₂ O; s EtOH, eth, ace, bz, alk
8111	3-Nitro-4-hydroxyphenylarsonic acid	Roxarsone	C ₆ H ₆ AsNO ₆	121-19-7	263.037	ye nd or pl (w)	300				sl hot H ₂ O; i eth, EtOAc; vs MeOH, EtOH
8112	2-Nitro-1 <i>H</i> -imidazole	Azomycin	C ₃ H ₃ N ₃ O ₂	527-73-1	113.075	cry (MeOH)	287 dec				
8113	4-Nitro-1 <i>H</i> -imidazole		C ₃ H ₃ N ₃ O ₂	3034-38-6	113.075		303 dec				
8114	5-Nitro-1 <i>H</i> -indazole		C ₇ H ₅ N ₃ O ₂	5401-94-5	163.134	ye nd or col nd (al)	208				s EtOH, eth, bz; vs ace, HOAc; i lig
8115	6-Nitro-1 <i>H</i> -indazole		C ₇ H ₅ N ₃ O ₂	7597-18-4	163.134	nd (w, al, ace)	181 dec				s H ₂ O, EtOH, eth, bz; vs ace; i lig
8116	4-Nitro-1,3-isobenzofurandione		C ₈ H ₅ NO ₅	641-70-3	193.114	nd (ace, al)	164				i H ₂ O; s EtOH, ace, HOAc; sl bz
8117	5-Nitro-1,3-isobenzofurandione		C ₈ H ₅ NO ₅	5466-84-2	193.114		120.3	196 ⁸			i H ₂ O, peth; s EtOH, ace; sl eth
8118	2-Nitroisobutane		C ₄ H ₉ NO ₂	594-70-7	103.120		26.23	127.16	0.9501 ²⁸	1.4015 ²⁰	msc EtOH, eth, ace, bz; vs chl; i alk
8119	5-Nitro-1 <i>H</i> -isoindole-1,3(2 <i>H</i>)-dione		C ₈ H ₇ N ₂ O ₄	89-40-7	192.129	col nd (w), ye lf (al-ace)	202				vs ace
8120	Nitromersol		C ₇ H ₅ HgNO ₃	133-58-4	351.71						i H ₂ O; sl ace, EtOH; s alk
8121	<i>N</i> -Nitromethanamine		CH ₄ N ₂ O ₂	598-57-2	76.055		38	82 ¹⁰	1.2433 ⁴⁹	1.4616 ⁴⁹	vs H ₂ O, EtOH, bz, chl; s eth; sl peth
8122	Nitromethane		CH ₃ NO ₂	75-52-5	61.041	liq	-28.38	101.19	1.1371 ²⁰	1.3817 ²⁰	s H ₂ O, EtOH, eth, ace, ctc, alk
8123	(Nitromethyl)benzene		C ₇ H ₇ NO ₂	622-42-4	137.137	ye liq		226; 135 ²⁵	1.1596 ²⁰	1.5323 ²⁰	vs ace, eth
8124	Nitron		C ₂₀ H ₁₆ N ₄	2218-94-2	312.368	ye lf (al), nd (chl)	189 dec				vs ace, bz, EtOH, chl
8125	1-Nitronaphthalene		C ₁₀ H ₇ NO ₂	86-57-7	173.169	ye nd (al)	61	180 ¹⁴	1.332 ²⁰		i H ₂ O; vs EtOH, eth, bz, chl, py
8126	2-Nitronaphthalene		C ₁₀ H ₇ NO ₂	581-89-5	173.169	ye orth nd or pl (al)	79	314; 165 ¹⁵			i H ₂ O; vs EtOH, eth
8127	1-Nitro-2-naphthol		C ₁₀ H ₇ NO ₃	550-60-7	189.168	ye nd, lf or pr (al)	104	115 ^{0.05}			s H ₂ O, EtOH; vs eth; sl chl
8128	1-Nitrooctane		C ₈ H ₁₇ NO ₂	629-37-8	159.227		15	208.5	0.9346 ²⁰	1.4322 ²⁰	
8129	1-Nitropentane		C ₅ H ₁₁ NO ₂	628-05-7	117.147			172.5	0.9525 ²⁰	1.4175 ²⁰	s EtOH, eth, bz
8130	3-Nitropentane		C ₅ H ₁₁ NO ₂	551-88-2	117.147			154	0.957 ⁰		vs ace, eth, EtOH
8131	5-Nitro-1,10-phenanthroline		C ₁₂ H ₇ N ₃ O ₂	4199-88-6	225.203		202.3				
8132	2-Nitrophenol		C ₆ H ₅ NO ₃	88-75-5	139.109	ye nd or pr (eth, al)	44.8	216	1.2942 ⁴⁰	1.5723 ³⁰	sl H ₂ O; vs EtOH, eth, ace, bz, py
8133	3-Nitrophenol		C ₆ H ₅ NO ₃	554-84-7	139.109	ye mcl (eth, aq Hcl)	96.8	194 ⁷⁰	1.2797 ¹⁰⁰		sl H ₂ O, DMSO; vs EtOH, eth, ace, bz
8134	4-Nitrophenol		C ₆ H ₅ NO ₃	100-02-7	139.109	ye mcl pr (to)	113.6		1.479 ²⁰		sl H ₂ O; vs EtOH, eth, ace; s tol, py
8135	1-Nitro-2-phenoxybenzene		C ₁₂ H ₉ NO ₃	2216-12-8	215.204	ye liq	<-20	235 ⁶⁰ , 184 ⁸	1.2539 ²²	1.575 ²⁰	vs bz, eth, EtOH, chl
8136	1-Nitro-4-phenoxybenzene		C ₁₂ H ₉ NO ₃	620-88-2	215.204	pl (peth), MeOH)	61	320; 225 ³⁰			i H ₂ O; sl EtOH, ctc; s eth, bz
8137	<i>N</i> -(2-Nitrophenyl)acetamide		C ₈ H ₈ N ₂ O ₃	552-32-9	180.161		94	100 ^{0.1}	1.419 ¹⁵		s H ₂ O, EtOH, bz, chl, lig; vs eth
8138	<i>N</i> -(3-Nitrophenyl)acetamide		C ₈ H ₈ N ₂ O ₃	122-28-1	180.161	wh lf (al)	155	100 ^{0.0074}			s H ₂ O, EtOH, chl; i eth; sl tfa



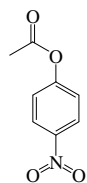
No.	Name	Synonym	Mol. Form.	CAS RN	Mol. Wt.	Physical Form	mp/°C	bp/°C	den/ g cm ⁻³	n _D	Solubility
8139	<i>N</i> -(4-Nitrophenyl)acetamide		C ₈ H ₉ N ₂ O ₃	104-04-1	180.161	ye pr (w)	216	100 ⁰⁰⁸			sl H ₂ O, eth, chl; s EtOH, tfa, alk
8140	2-Nitrophenyl acetate		C ₈ H ₇ NO ₄	610-69-5	181.147	nd or pr (lig)	40.5	dec 253; 141 ¹¹			s H ₂ O; vs EtOH, eth, ace, bz; sl lig
8141	4-Nitrophenyl acetate		C ₈ H ₇ NO ₄	830-03-5	181.147	lf (dil al)	82.3				vs H ₂ O, bz; s EtOH, chl, lig
8142	2-Nitro- <i>N</i> -phenylaniline		C ₁₂ H ₁₀ N ₂ O ₂	119-75-5	214.219		75.5	215 ¹⁵	1.3660 ²⁰		i H ₂ O; s EtOH; sl ctc
8143	4-Nitro- <i>N</i> -phenylaniline		C ₁₂ H ₁₀ N ₂ O ₂	836-30-6	214.219		135.3	211 ³⁰			i H ₂ O; vs EtOH; sl ace; s con sulf
8144	(4-Nitrophenyl)arsonic acid	Nitarsonic	C ₆ H ₅ AsNO ₃	98-72-6	247.038	lf or nd (w)	>310	dec			sl H ₂ O, EtOH, DMSO
8145	4-[(4-Nitrophenyl)azo]-1,3-benzenediol	Magneson	C ₁₂ H ₉ N ₃ O ₄	74-39-5	259.217	red pow (al or MeOH)	200				i H ₂ O; sl EtOH, bz, HOAc, tol
8146	1-[(4-Nitrophenyl)azo]-2-naphthol		C ₁₆ H ₁₁ N ₃ O ₃	6410-10-2	293.276	br-oran pl (to or bz)	257				vs bz, EtOH
8147	(3-Nitrophenyl)boronic acid		C ₆ H ₆ BN ₂ O ₄	13331-27-6	166.928		274.5				
8148	1-(2-Nitrophenyl)ethanone	2-Nitroacetophenone	C ₈ H ₇ NO ₃	577-59-3	165.147		28.5	178 ³² , 158 ¹⁶	1.2370 ²⁵	1.5468 ²⁰	i H ₂ O; vs EtOH, eth, chl
8149	1-(3-Nitrophenyl)ethanone	3-Nitroacetophenone	C ₈ H ₇ NO ₃	121-89-1	165.147	nd (al)	81	202; 167 ¹⁸			vs H ₂ O, eth; sl EtOH, chl
8150	1-(4-Nitrophenyl)ethanone	4-Nitroacetophenone	C ₈ H ₇ NO ₃	100-19-6	165.147	ye pr (al)	81.8	165 ⁵			vs eth, EtOH
8151	2-Nitro-1-phenylethanone		C ₈ H ₇ NO ₃	614-21-1	165.147		106	158 ¹⁶ , 142 ¹⁰		1.5468 ³⁰	vs eth, EtOH
8152	(4-Nitrophenyl)hydrazine		C ₆ H ₇ N ₃ O ₂	100-16-3	153.139	oran-red lf or nd (al)	158	dec			sl H ₂ O; s EtOH, eth, bz, chl, AcOEt
8153	(4-Nitrophenyl)phenylmethanone		C ₁₃ H ₉ NO ₃	1144-74-7	227.215	nd or lf (al)	138		1.406 ⁹		vs bz
8154	3-(4-Nitrophenyl)-1-phenyl-2-propen-1-one	Nitrochalcone	C ₁₅ H ₁₁ NO ₃	1222-98-6	253.253	pa ye nd (al) pl (bz)	164				s EtOH, chl; i eth, lig
8155	4-Nitrophenyl phosphate	4-Nitrophenyl dihydrogen phosphate	C ₆ H ₅ NO ₆ P	330-13-2	219.089	ye-wh nd	155				i cold H ₂ O; s EtOH, chl, bz
8156	3-(2-Nitrophenyl)propanoic acid	2-Nitrobenzenepropanoic acid	C ₉ H ₉ NO ₄	2001-32-3	195.172	ye cry	115				
8157	3-(4-Nitrophenyl)propanoic acid	4-Nitrobenzenepropanoic acid	C ₉ H ₉ NO ₄	16642-79-8	195.172	nd (w)	163				
8158	3-(4-Nitrophenyl)-2-propenal	4-Nitrocinnamaldehyde	C ₉ H ₇ NO ₃	1734-79-8	177.157	nd (w, al)	141.5				s H ₂ O, eth, ace, bz; vs EtOH
8159	3-(2-Nitrophenyl)-2-propynoic acid	<i>o</i> -Nitrophenylpropionic acid	C ₉ H ₇ NO ₄	530-85-8	191.141			≈157 dec; may explode			sl H ₂ O; vs EtOH, eth; i CS ₂ O
8160	1-Nitro-4-(phenylthio)benzene		C ₁₂ H ₉ NO ₂ S	952-97-6	231.270	pa ye mcl pr (lig)	56	288 ¹⁰⁰ , 240 ²⁵			vs eth, EtOH
8161	(4-Nitrophenyl)urea	<i>p</i> -Nitrophenylurea	C ₇ H ₇ N ₃ O ₃	556-10-5	181.149	pr (al), nd (dil al)	238				vs H ₂ O, EtOH
8162	<i>N</i> -Nitropiperidine		C ₆ H ₁₀ N ₂ O ₂	7119-94-0	130.145	liq	-5.5	245; 121 ²⁰	1.1519 ²⁶	1.4954 ²⁶	
8163	1-Nitropropane		C ₃ H ₇ NO ₂	108-03-2	89.094	liq	-108	131.1	0.9961 ²⁵	1.4018 ²⁰	sl H ₂ O; msc EtOH, eth; s chl
8164	2-Nitropropane		C ₃ H ₇ NO ₂	79-46-9	89.094	liq	-91.3	120.2	0.9821 ²⁵	1.3944 ²⁰	sl H ₂ O; s chl
8165	3-Nitropropanoic acid		C ₃ H ₅ NO ₄	504-88-1	119.077		62		1.59 ²⁰		vs H ₂ O, EtOH, eth; s chl; i lig
8166	2-Nitro-1-propanol		C ₃ H ₇ NO ₃	2902-96-7	105.093			120 ³² , 100 ¹²	1.1841 ²⁵	1.4379 ²⁰	s H ₂ O, EtOH, eth; sl chl
8167	1-Nitro-1-propene		C ₃ H ₅ NO ₂	3156-70-5	87.078			60 ³⁴ , 37 ¹⁰	1.0661 ²⁰	1.4527 ²⁰	s eth, ace, chl
8168	2-Nitro-1-propene		C ₃ H ₅ NO ₂	4749-28-4	87.078	ye-grn liq		52 ²⁰ , 32 ³⁰	1.0559 ²⁵	1.4358 ²⁰	s eth, ace, chl
8169	5-Nitro-2-propoxyaniline		C ₉ H ₁₂ N ₂ O ₃	553-79-7	196.202	oran (PROH- peth)	49				vs EtOH
8170	<i>N</i> -(5-Nitro-2-propoxyphenyl)acetamide	5'-Nitro-2'-propoxyacetanilide	C ₁₁ H ₁₄ N ₂ O ₄	553-20-8	238.240	cry (PROH)	102.5				
8171	1-Nitropyrene		C ₁₆ H ₉ NO ₂	5522-43-0	247.248	ye nd (MeCN)	152				
8172	5-Nitro-2-pyridinamine		C ₆ H ₆ N ₃ O ₂	4214-76-0	139.113	ye lf (dil al)	188				sl H ₂ O, eth, bz, lig; s EtOH
8173	4-Nitropyridine		C ₅ H ₄ N ₂ O ₂	1122-61-8	124.098	pl (aq al)	50				
8174	4-Nitropyridine 1-oxide		C ₅ H ₄ N ₂ O ₃	1124-33-0	140.097		160.5				
8175	5-Nitropyrimidinamine		C ₄ H ₄ N ₄ O ₂	3073-77-6	140.101	nd (al)	236.5				sl H ₂ O, DMSO; s EtOH, ace; i eth, bz
8176	5-Nitro-2,4(1 <i>H</i> ,3 <i>H</i>)-pyrimidinedione	5-Nitroouracil	C ₄ H ₃ N ₃ O ₄	611-08-5	157.085	gold nd (al)	>300	exp			sl H ₂ O; s EtOH
8177	5-Nitro-2,4,6(1 <i>H</i> ,3 <i>H</i> ,5 <i>H</i>)-pyrimidinetrione	5-Nitrobarbituric acid	C ₄ H ₃ N ₃ O ₅	480-68-2	173.084	pr, lf (w+3)	180.5				s H ₂ O, EtOH; i eth
8178	5-Nitroquinoline		C ₈ H ₆ N ₂ O ₂	607-34-1	174.156	pl (w, al) nd (+w)	74	sub			sl H ₂ O, chl; s EtOH, bz



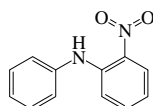
N-(4-Nitrophenyl)acetamide



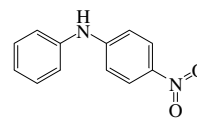
2-Nitrophenyl acetate



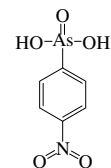
4-Nitrophenyl acetate



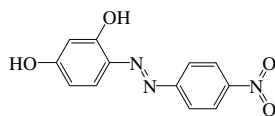
2-Nitro-N-phenylaniline



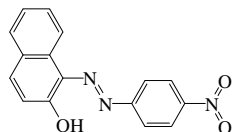
4-Nitro-N-phenylaniline



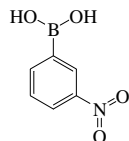
(4-Nitrophenyl)arsonic acid



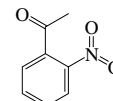
4-[(4-Nitrophenyl)azo]-1,3-benzenediol



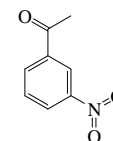
1-[(4-Nitrophenyl)azo]-2-naphthol



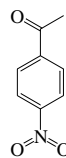
(3-Nitrophenyl)boronic acid



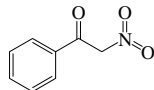
1-(2-Nitrophenyl)ethanone



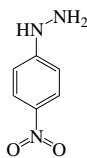
1-(3-Nitrophenyl)ethanone



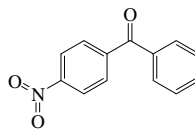
1-(4-Nitrophenyl)ethanone



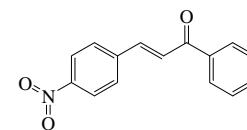
2-Nitro-1-phenylethanone



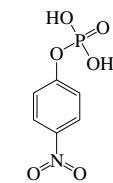
(4-Nitrophenyl)hydrazine



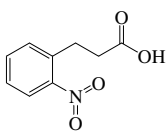
(4-Nitrophenyl)phenylmethanone



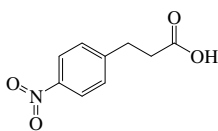
3-(4-Nitrophenyl)-1-phenyl-2-propen-1-one



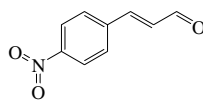
4-Nitrophenyl phosphate



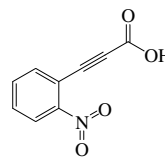
3-(2-Nitrophenyl)propanoic acid



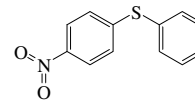
3-(4-Nitrophenyl)propanoic acid



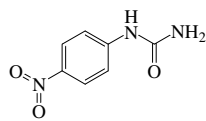
3-(4-Nitrophenyl)-2-propenal



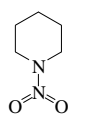
3-(2-Nitrophenyl)-2-propynoic acid



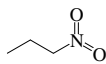
1-Nitro-4-(phenylthio)benzene



(4-Nitrophenyl)urea



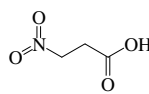
N-Nitropiperidine



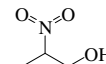
1-Nitropropane



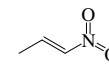
2-Nitropropane



3-Nitropropanoic acid



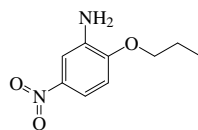
2-Nitro-1-propanol



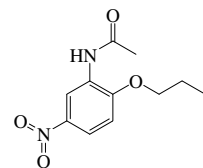
1-Nitro-1-propene



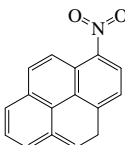
2-Nitro-1-propene



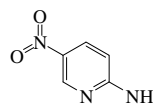
5-Nitro-2-propoxyaniline



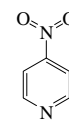
N-(5-Nitro-2-propoxyphenyl)acetamide



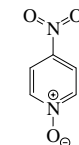
1-Nitropyrene



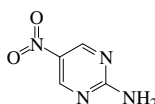
5-Nitro-2-pyridinamine



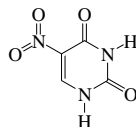
4-Nitropyridine



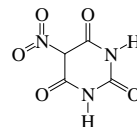
4-Nitropyridine 1-oxide



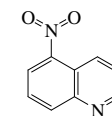
5-Nitropyrimidinamine



5-Nitro-2,4(1H,3H)-pyrimidinedione

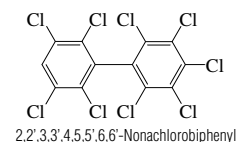
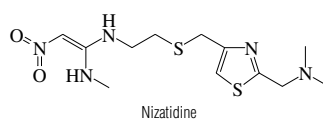
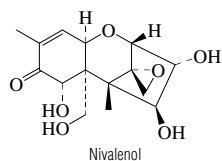
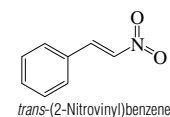
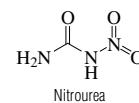
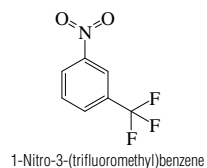
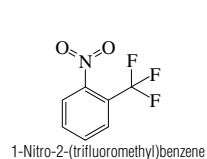
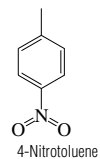
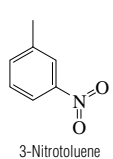
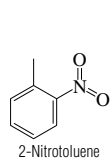
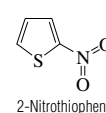
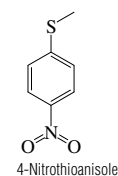
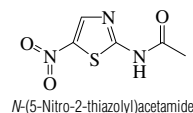
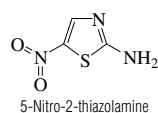
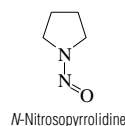
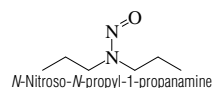
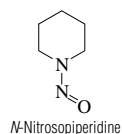
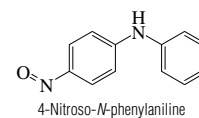
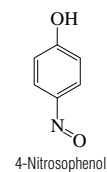
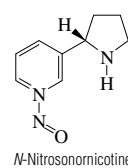
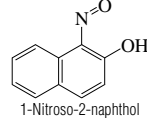
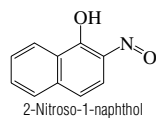
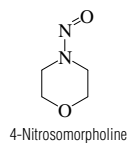
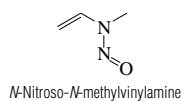
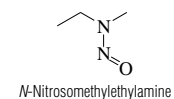
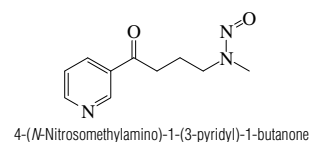
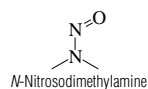
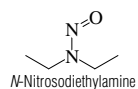
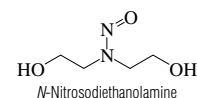
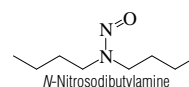
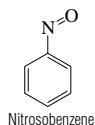
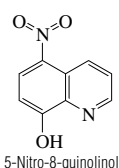
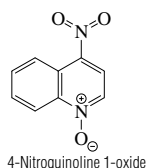
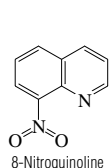
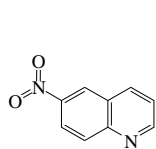


5-Nitro-2,4,6(1H,3H,5H)-pyrimidinetrione

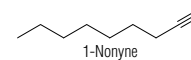
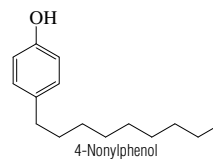
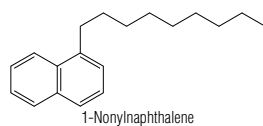
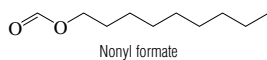
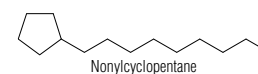
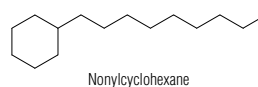
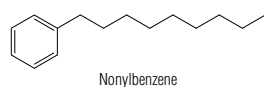
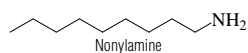
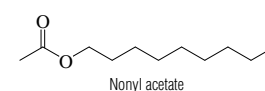
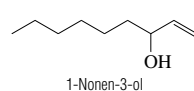
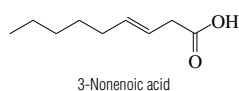
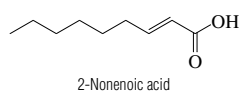
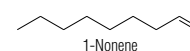
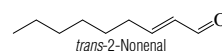
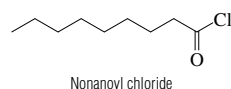
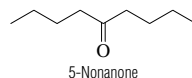
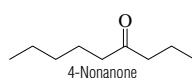
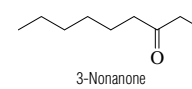
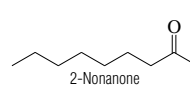
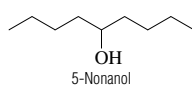
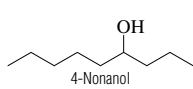
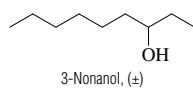
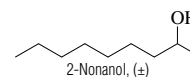
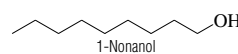
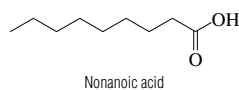
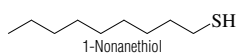
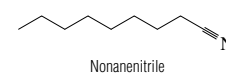
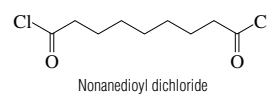
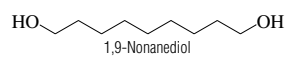
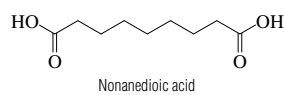
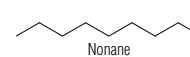
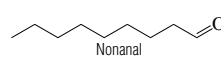
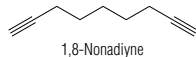
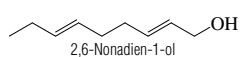
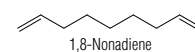
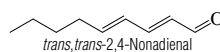
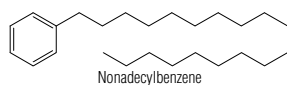
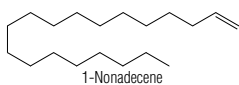
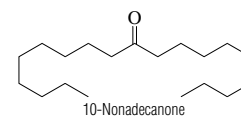
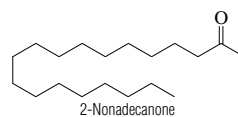
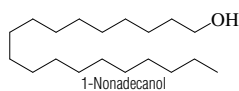
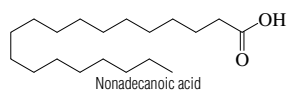
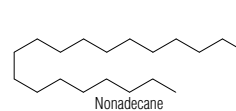
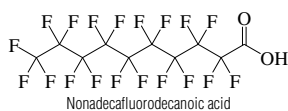
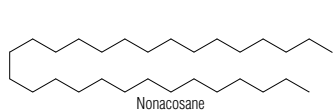


5-Nitroquinoline

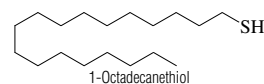
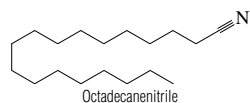
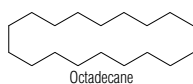
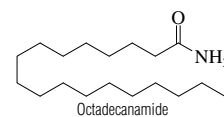
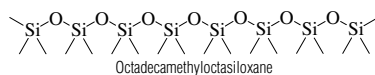
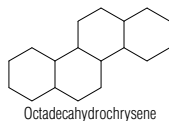
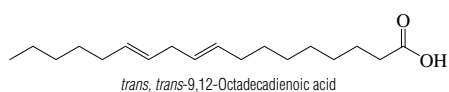
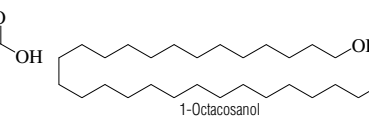
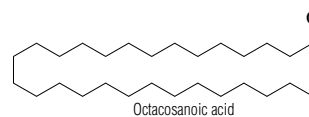
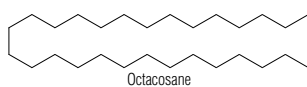
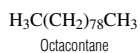
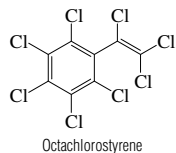
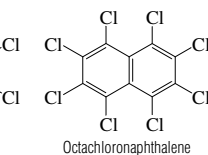
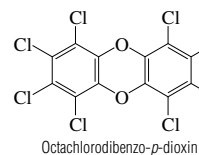
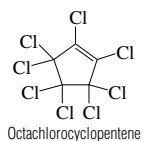
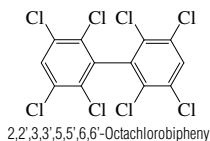
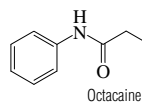
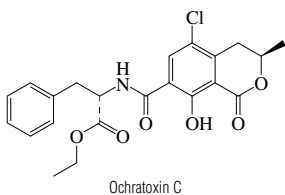
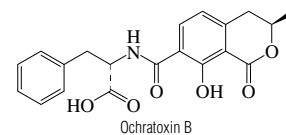
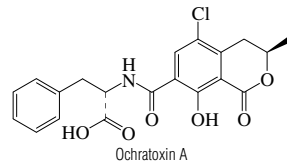
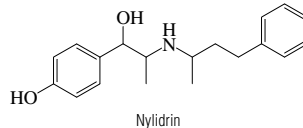
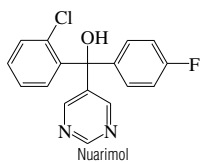
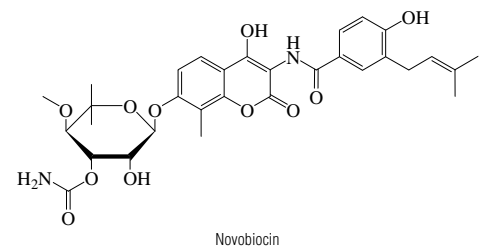
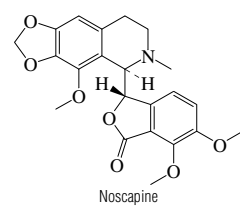
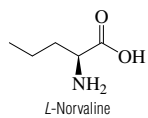
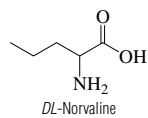
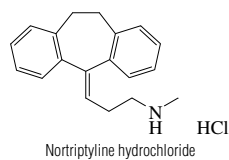
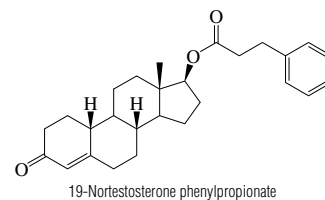
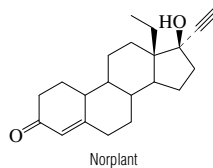
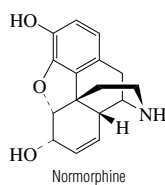
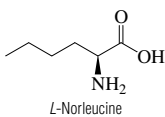
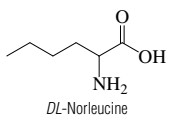
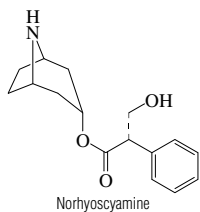
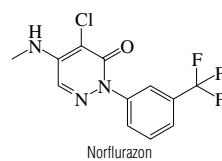
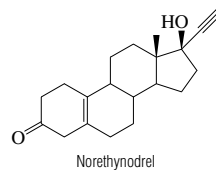
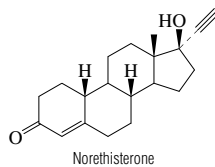
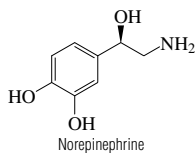
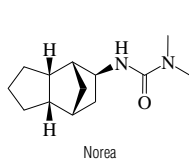
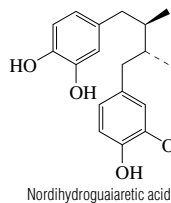
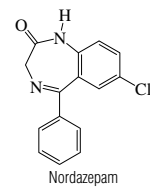
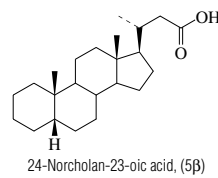
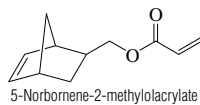
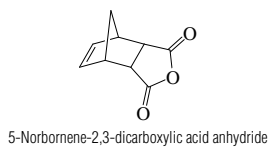
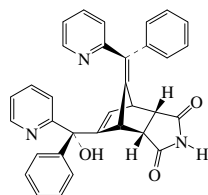
No.	Name	Synonym	Mol. Form.	CAS RN	Mol. Wt.	Physical Form	mp/°C	bp/°C	den/ g cm ⁻³	n _D	Solubility
8179	6-Nitroquinoline		C ₉ H ₆ N ₂ O ₂	613-50-3	174.156	ye pl (HCl-HOAc)	153.5	170 ^{0.2}			s H ₂ O, EtOH; sl eth, chl; vs bz
8180	8-Nitroquinoline		C ₉ H ₆ N ₂ O ₂	607-35-2	174.156	mcl pr (al)	91.5				sl H ₂ O, chl; s EtOH, eth, bz, acid
8181	4-Nitroquinoline 1-oxide		C ₉ H ₆ N ₂ O ₃	56-57-5	190.155	ye nd, pl (ace)	154				
8182	5-Nitro-8-quinolinol	Nitroxoline	C ₉ H ₆ N ₂ O ₃	4008-48-4	190.155		180				
8183	Nitrosobenzene		C ₆ H ₅ NO	586-96-9	107.110	orth or mcl (al-eth)	67	58 ¹⁸			i H ₂ O; s EtOH, eth, bz, lig
8184	<i>N</i> -Nitrosodibutylamine	Dibutylnitrosamine	C ₈ H ₁₈ N ₂ O	924-16-3	158.241			105 ⁸			
8185	<i>N</i> -Nitrosodiethanolamine	2,2'-(Nitrosoimino)ethanol	C ₄ H ₁₀ N ₂ O ₃	1116-54-7	134.133	wh-ye oil		125 ^{0.01}		1.4849 ²⁰	
8186	<i>N</i> -Nitrosodiethylamine	Diethylnitrosamine	C ₄ H ₁₀ N ₂ O	55-18-5	102.134	ye oil		176.9	0.9422 ²⁰	1.4386 ²⁰	s H ₂ O, EtOH, eth; sl chl
8187	<i>N</i> -Nitrosodimethylamine	Dimethylnitrosamine	C ₂ H ₆ N ₂ O	62-75-9	74.081	ye liq		152	1.0048 ²⁰	1.4368 ²⁰	vs H ₂ O, EtOH, eth; s chl
8188	<i>p</i> -Nitroso- <i>N,N</i> -dimethylaniline		C ₈ H ₁₀ N ₂ O	138-89-6	150.177	grn pl (eth)	92.5		1.145 ²⁰		sl H ₂ O; s EtOH, eth, chl, HCONH ₂
8189	<i>N</i> -Nitrosodiphenylamine	<i>N,N</i> -Diphenylnitrosamine	C ₁₂ H ₁₀ N ₂ O	86-30-6	198.219	ye pl(lig)	66.5				i H ₂ O; sl EtOH, chl; s bz
8190	4-(<i>N</i> -Nitrosomethylamino)-1-(3-pyridyl)-1-butanone	Ketone, 3-pyridyl-3-(<i>N</i> -methyl- <i>N</i> -nitrosamino)propyl	C ₁₀ H ₁₃ N ₃ O ₂	64091-91-4	207.229		63				sl H ₂ O
8191	<i>N</i> -Nitrosomethylethylamine		C ₃ H ₈ N ₂ O	10595-95-6	88.108	ye liq		67 ⁴⁰			
8192	<i>N</i> -Nitroso- <i>N</i> -methylvinylamine	<i>N</i> -Methyl- <i>N</i> -nitrosoethenamine	C ₃ H ₆ N ₂ O	4549-40-0	86.092	ye liq		47			sl H ₂ O
8193	4-Nitrosomorpholine	<i>N</i> -Nitrosomorpholine	C ₄ H ₈ N ₂ O ₂	59-89-2	116.119		29	225; 140 ²⁵			s H ₂ O
8194	2-Nitroso-1-naphthol		C ₁₀ H ₇ NO ₂	132-53-6	173.169		157 dec				sl H ₂ O, eth, bz, chl; s EtOH, ace, HOAc
8195	1-Nitroso-2-naphthol	1-Nitroso-β-naphthol	C ₁₀ H ₇ NO ₂	131-91-9	173.169	ye-br nd (peth)	109.5				vs bz, eth
8196	<i>N</i> -Nitrosornicotine	<i>N</i> -Nitroso-3-(2-pyrrolidinyl)pyridine	C ₉ H ₁₁ N ₃ O	16543-55-8	177.202			155 ^{0.2}			
8197	4-Nitrosophenol		C ₆ H ₅ NO ₂	104-91-6	123.110	pa ye orth nd (ace, bz)	144 dec				sl H ₂ O; s EtOH, eth, ace, bz, dil alk
8198	4-Nitroso- <i>N</i> -phenylaniline	<i>p</i> -Nitrosodiphenylamine	C ₁₂ H ₁₀ N ₂ O	156-10-5	198.219		143				sl H ₂ O, lig; vs EtOH, eth, bz
8199	<i>N</i> -Nitrosopiperidine	1-Nitrosopiperidine	C ₆ H ₁₀ N ₂ O	100-75-4	114.145	pa ye		219; 109 ²⁰	1.0631 ¹⁸	1.4933 ¹⁸	s H ₂ O, HCl
8200	<i>N</i> -Nitroso- <i>N</i> -propyl-1-propanamine	<i>N</i> -Nitrosodipropylamine	C ₆ H ₁₄ N ₂ O	621-64-7	130.187	gold		206; 113 ⁴⁰	0.9163 ²⁰	1.4437 ²⁰	sl H ₂ O; msc EtOH, eth
8201	<i>N</i> -Nitrosopyrrolidine		C ₄ H ₈ N ₂ O	930-55-2	100.119			214	1.085 ²⁵	1.4880 ²⁵	
8202	5-Nitro-2-thiazolamine	2-Amino-5-nitrothiazole	C ₃ H ₃ N ₃ O ₂ S	121-66-4	145.140	oran-ye pow	202 dec				
8203	<i>N</i> -(5-Nitro-2-thiazolyl)acetamide	Aminitroazole	C ₅ H ₅ N ₃ O ₃ S	140-40-9	187.177	nd (al), pl (HOAc)	264.5				s alk
8204	4-Nitrothioanisole		C ₇ H ₇ NO ₂ S	701-57-5	169.202		72	137 ²	1.2391 ⁸⁰	1.6401 ²⁰	i H ₂ O; s ace, bz
8205	2-Nitrothiophene		C ₄ H ₃ NO ₂ S	609-40-5	129.138	lt ye mcl nd (peth)	46.5	224.5	1.3644 ⁴³		i H ₂ O; vs EtOH; s alk; sl peth
8206	2-Nitrotoluene		C ₇ H ₇ NO ₂	88-72-2	137.137	liq	-10.4	222	1.1611 ¹⁹	1.5450 ²⁰	i H ₂ O; msc EtOH, eth; s ctc
8207	3-Nitrotoluene		C ₇ H ₇ NO ₂	99-08-1	137.137	pa ye	15.5	232	1.1581 ²⁰	1.5466 ²⁰	i H ₂ O; s EtOH, bz, ctc; msc eth
8208	4-Nitrotoluene		C ₇ H ₇ NO ₂	99-99-0	137.137	orth cry (al, eth)	51.63	238.3	1.1038 ⁷⁵		i H ₂ O; s EtOH; vs eth, ace, bz, chl
8209	1-Nitro-2-(trifluoromethyl)benzene		C ₇ H ₄ F ₃ NO ₂	384-22-5	191.108	cry (al)	32.5	217; 105 ²⁰			i H ₂ O; vs EtOH, HOAc, bz; sl ctc
8210	1-Nitro-3-(trifluoromethyl)benzene		C ₇ H ₄ F ₃ NO ₂	98-46-4	191.108	liq	-2.4	202.8; 103 ⁴⁰	1.4357 ¹⁵	1.4719 ²⁰	i H ₂ O; s EtOH, eth; sl ctc
8211	Nitrourea		CH ₃ N ₃ O ₃	556-89-8	105.053	pl (al-peth)	158 dec				vs ace, EtOH
8212	<i>trans</i> -(2-Nitrovinyl)benzene		C ₈ H ₇ NO ₂	5153-67-3	149.148	ye pr (peth, al)	60	255			i H ₂ O; s EtOH, ace; vs eth, chl, CS ₂
8213	Nivalenol		C ₁₅ H ₂₆ O ₇	23282-20-4	312.316	cry (MeOH)	224 dec				sl H ₂ O; s EtOH, MeOH
8214	Nizatidine		C ₁₂ H ₂₁ N ₅ O ₂ S ₂	76963-41-2	331.458	cry (EtOH/AcOEt)	131				sl H ₂ O; s MeOH; vs chl; i bz, eth
8215	2,2',3,3',4,5,5',6,6'-Nonachlorobiphenyl		C ₁₂ HCl ₉	52663-77-1	464.213	cry	180.5				i H ₂ O
8216	Nonacontane		C ₉₀ H ₁₈₂	7667-51-8	1264.408			612 ²⁰⁰			



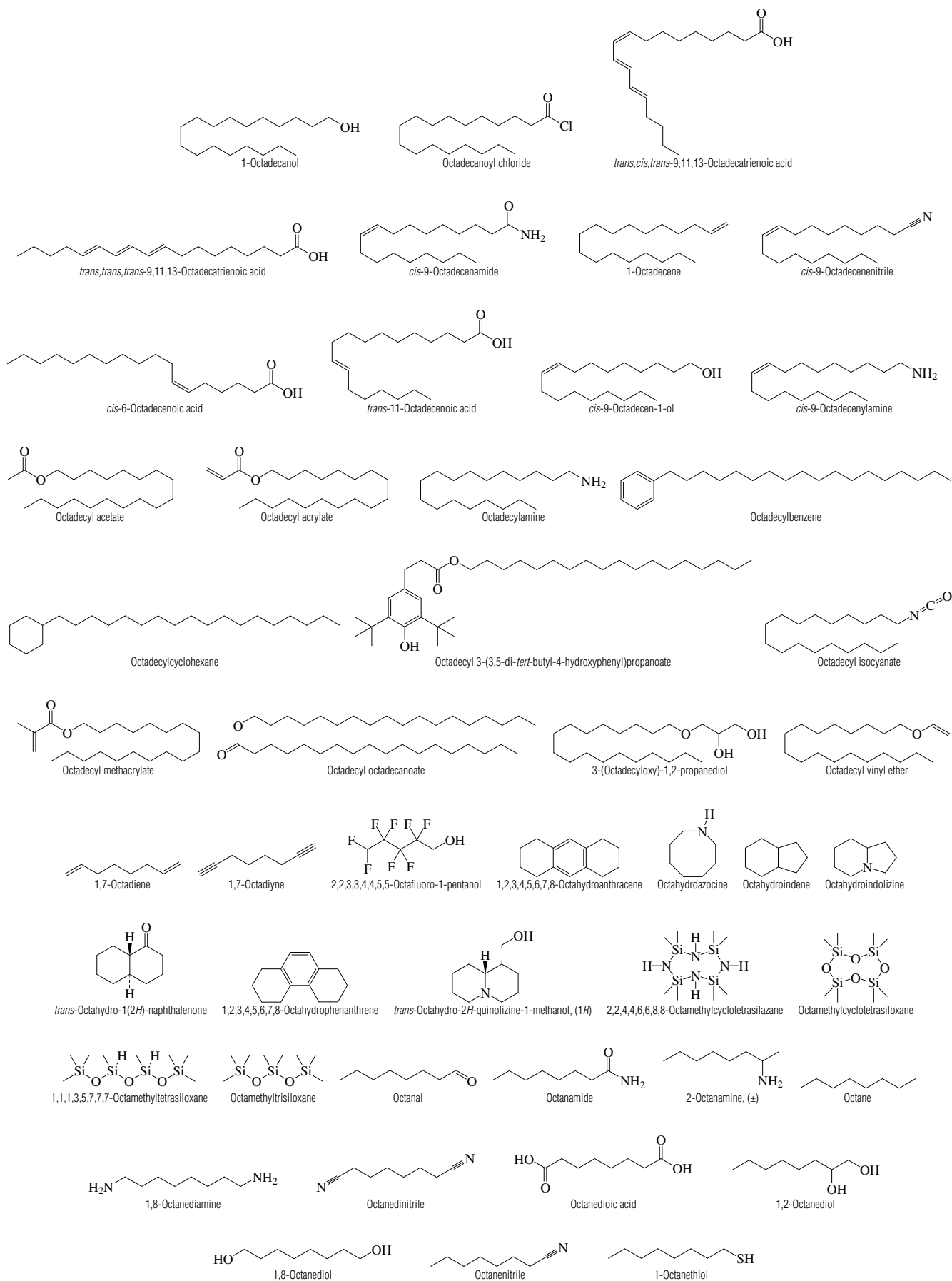
No.	Name	Synonym	Mol. Form.	CAS RN	Mol. Wt.	Physical Form	mp/°C	bp/°C	den/ g cm ⁻³	n _D	Solubility
8217	Nonacosane		C ₂₉ H ₆₀	630-03-5	408.786	orth cry (peth)	63.7	440.8	0.8083 ²⁰	1.4529 ²⁰	i H ₂ O; vs EtOH, eth, ace; s bz; sl chl
8218	Nonadecafluorodecanoic acid		C ₁₀ HF ₁₉ O ₂	335-76-2	514.084			219			
8219	Nonadecane		C ₁₉ H ₄₀	629-92-5	268.521	wax	32.0	329.9	0.7855 ²⁰	1.4409 ²⁰	i H ₂ O; sl EtOH; s eth, ace, ctc
8220	Nonadecanoic acid		C ₁₉ H ₃₈ O ₂	646-30-0	298.504	lf (al)	69.4	297 ¹⁰⁰ , 228 ¹⁰	0.8468 ⁷⁰		i H ₂ O; vs EtOH, eth, bz, chl, lig
8221	1-Nonadecanol		C ₁₉ H ₄₀ O	1454-84-8	284.520	cry (ace)	61.7	345; 166 ^{0,3}		1.4328 ⁷⁵	s eth, ace
8222	2-Nonadecanone		C ₁₉ H ₃₈ O	629-66-3	282.504	pr (al)	57	266 ¹¹⁰ , 165 ²	0.8108 ⁸⁶		i H ₂ O; sl EtOH; s ace, bz; vs eth, ctc
8223	10-Nonadecanone		C ₁₉ H ₃₈ O	504-57-4	282.504	lf(al)	65.5	>350; 156 ^{1,1}			i H ₂ O; sl EtOH; s eth, ace, lig; vs bz
8224	1-Nonadecene		C ₁₉ H ₃₈	18435-45-5	266.505		23.4	329.0	0.7886 ²⁵	1.4445 ²⁵	
8225	Nonadecylbenzene		C ₂₅ H ₄₄	29136-19-4	344.617		40	419	0.8545 ²⁰	1.4807 ²⁰	
8226	<i>trans,trans</i> -2,4-Nonadienal		C ₉ H ₁₄ O	5910-87-2	138.206			98 ¹⁰	0.862 ²⁵	1.5207 ²⁰	
8227	1,8-Nonadiene		C ₉ H ₁₆	4900-30-5	124.223			142.5	0.7511 ²⁰	1.4302 ²⁰	
8228	2,6-Nonadien-1-ol		C ₉ H ₁₆ O	7786-44-9	140.222			108 ²⁴ , 98 ¹¹	0.8604 ²⁵	1.4598 ²⁵	
8229	1,8-Nonadiyne		C ₉ H ₁₂	2396-65-8	120.191	liq	-27.3	162	0.8158 ²⁰	1.4490 ²⁰	i H ₂ O; s eth, ace
8230	Nonanal	Nonaldehyde	C ₉ H ₁₈ O	124-19-6	142.238		-19.3	191	0.8264 ²²	1.4273 ²⁰	s eth, chl
8231	Nonane		C ₉ H ₂₀	111-84-2	128.255	liq	-53.46	150.82	0.7192 ²⁰	1.4058 ²⁰	i H ₂ O; vs EtOH, eth; msc ace, bz, hp
8232	Nonanedioic acid	Azelaic acid	C ₉ H ₁₆ O ₄	123-99-9	188.221	lf or nd	106.5	287 ¹⁰⁰ , 225 ¹⁰	1.225 ²⁵	1.4303 ¹¹¹	sl H ₂ O, eth, bz, DMSO; s EtOH
8233	1,9-Nonanediol		C ₉ H ₂₀ O ₂	3937-56-2	160.254	cry (bz)	45.8	173 ²⁰ , 150 ³			sl H ₂ O; vs EtOH, eth; s bz; i lig
8234	Nonanedioyl dichloride		C ₉ H ₁₄ Cl ₂ O ₂	123-98-8	225.112			166 ¹⁸	1.143	1.4680 ²⁰	s eth; vs bz
8235	Nonanenitrile		C ₉ H ₁₇ N	2243-27-8	139.238	liq	-34.2	224.4	0.8178 ²⁰	1.4255 ²⁰	i H ₂ O; s EtOH, eth; sl ctc
8236	1-Nonanethiol	Nonyl mercaptan	C ₉ H ₂₀ S	1455-21-6	160.320	liq	-20.1	220	0.842 ²⁵	1.4548 ²⁰	
8237	Nonanoic acid	Pelargonic acid	C ₉ H ₁₈ O ₂	112-05-0	158.238		12.4	254.5	0.9052 ²⁰	1.4343 ¹⁹	i H ₂ O; s EtOH, eth, chl
8238	1-Nonanol	Nonyl alcohol	C ₉ H ₂₀ O	143-08-8	144.254	liq	-5	213.37	0.8280 ²⁰	1.4333 ²⁰	i H ₂ O; s EtOH, eth; sl ctc
8239	2-Nonanol, (±)		C ₉ H ₂₀ O	74683-66-2	144.254	liq	-35	193.5	0.8471 ²⁰	1.4353 ²⁰	i H ₂ O; vs eth, EtOH
8240	3-Nonanol, (±)		C ₉ H ₂₀ O	74742-08-8	144.254		22	195; 93 ¹⁸	0.8250 ²⁰	1.4289 ²⁰	i H ₂ O; s EtOH, eth
8241	4-Nonanol		C ₉ H ₂₀ O	52708-03-9	144.254			192.5; 94 ¹⁸	0.8282 ²⁰	1.4197 ²⁰	i H ₂ O; s EtOH, eth
8242	5-Nonanol	Dibutylcarbinol	C ₉ H ₂₀ O	623-93-8	144.254		5.6	193; 97 ²⁰	0.8220 ²⁰	1.4289 ²⁰	i H ₂ O; s EtOH
8243	2-Nonanone	Heptyl methyl ketone	C ₉ H ₁₈ O	821-55-6	142.238	liq	-7.5	195.3	0.8208 ²⁰	1.4210 ²⁰	i H ₂ O; s EtOH, eth, bz; vs ace, chl
8244	3-Nonanone	Ethyl hexyl ketone	C ₉ H ₁₈ O	925-78-0	142.238	liq	-8	190; 86 ²⁰	0.8241 ²⁰	1.4208 ²⁰	i H ₂ O; s EtOH, eth, bz, chl; vs ace
8245	4-Nonanone	Pentyl propyl ketone	C ₉ H ₁₈ O	4485-09-0	142.238			187.5	0.8190 ²⁵	1.4189 ²⁰	i H ₂ O; s EtOH, eth, chl; vs ace
8246	5-Nonanone	Dibutyl ketone	C ₉ H ₁₈ O	502-56-7	142.238	liq	-3.8	188.45	0.8217 ²⁰	1.4195 ²⁰	i H ₂ O; s EtOH; vs eth, chl
8247	Nonanoyl chloride		C ₉ H ₁₇ ClO	764-85-2	176.683	liq	-60.5	215.3	0.9463 ¹⁵		s eth, ace
8248	<i>trans</i> -2-Nonenal		C ₉ H ₁₆ O	18829-56-6	140.222	liq		101 ¹⁶ , 89 ¹²	0.846	1.4531 ²⁰	
8249	1-Nonene		C ₉ H ₁₈	124-11-8	126.239	liq	-81.3	146.9	0.7253 ²⁵	1.4257 ²⁰	
8250	2-Nonenoic acid		C ₉ H ₁₆ O ₂	3760-11-0	156.222			173 ²⁰ , 136 ⁵			
8251	3-Nonenoic acid		C ₉ H ₁₆ O ₂	4124-88-3	156.222		-4.4	156 ¹⁶ , 106 ¹	0.9254 ²⁰	1.4454 ²⁵	
8252	1-Nonen-3-ol	1-Vinylheptanol	C ₉ H ₁₈ O	21964-44-3	142.238			193.5	0.824 ²¹	1.4382 ¹⁵	
8253	Nonyl acetate		C ₁₁ H ₂₂ O ₂	143-13-5	186.292	liq	-26	210	0.8785 ¹⁵	1.426 ²⁰	
8254	Nonylamine	1-Nonanamine	C ₉ H ₂₁ N	112-20-9	143.270	liq	-1	202.2	0.7886 ²⁰	1.4336 ²⁰	sl H ₂ O, chl; s EtOH, eth
8255	Nonylbenzene		C ₁₅ H ₂₄	1081-77-2	204.352	liq	-24	280.5	0.8584 ²⁰	1.4816 ²⁰	
8256	Nonylcyclohexane		C ₁₅ H ₃₀	2883-02-5	210.399	liq	-10	282	0.8163 ²⁰	1.4519 ²⁰	
8257	Nonylcyclopentane		C ₁₄ H ₂₈	2882-98-6	196.372	liq	-29	262	0.8081 ²⁰	1.4467 ²⁰	vs ace, bz, eth, EtOH
8258	Nonyl formate		C ₁₀ H ₂₀ O ₂	5451-92-3	172.265	liq	-33	214	0.86	1.4216 ²⁰	
8259	1-Nonylnaphthalene		C ₁₉ H ₂₆	26438-26-6	254.409		8	366	0.9371 ²⁰	1.5477 ²⁰	
8260	4-Nonylphenol		C ₁₅ H ₂₄ O	104-40-5	220.351	visc ye liq	42	≈295; 180 ¹⁰	0.950 ²⁰	1.513 ²⁰	i H ₂ O; s bz, ctc, hp
8261	1-Nonyne	Heptylacetylene	C ₉ H ₁₆	3452-09-3	124.223	liq	-50	150.8	0.7658 ²⁰	1.4217 ²⁰	i H ₂ O; s eth, bz, ctc



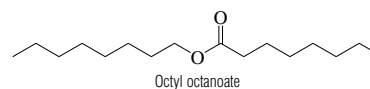
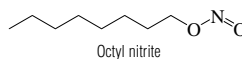
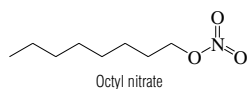
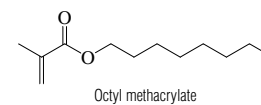
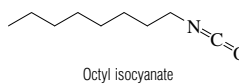
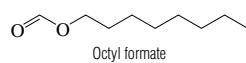
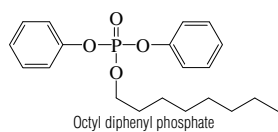
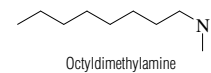
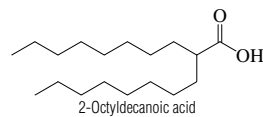
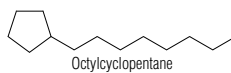
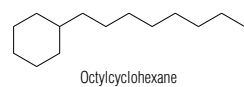
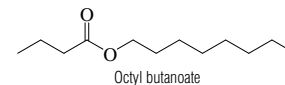
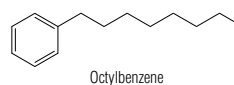
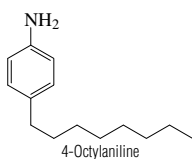
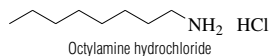
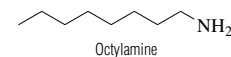
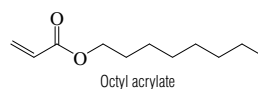
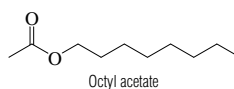
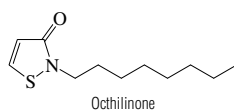
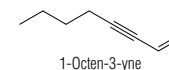
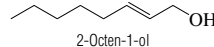
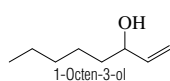
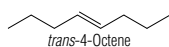
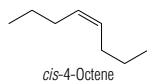
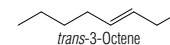
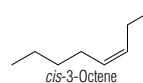
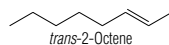
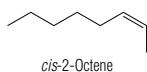
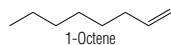
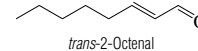
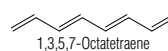
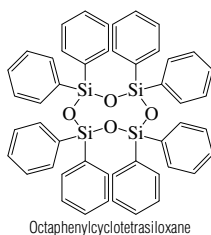
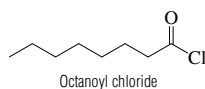
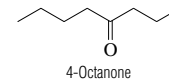
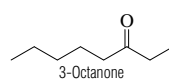
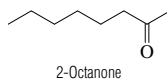
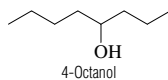
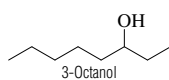
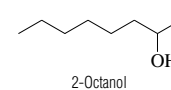
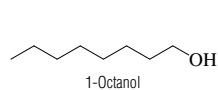
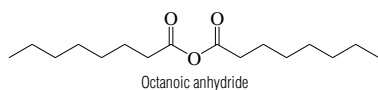
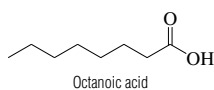
No.	Name	Synonym	Mol. Form.	CAS RN	Mol. Wt.	Physical Form	mp/°C	bp/°C	den/ g cm ⁻³	n _D	Solubility
8262	Norbormide		C ₃₃ H ₂₉ N ₃ O ₃	991-42-4	511.570	cry (eth)	194				
8263	2,5-Norbornadiene	Bicyclo[2.2.1]hepta-2,5-diene	C ₇ H ₈	121-46-0	92.139	liq	-19.1	89.5	0.9064 ²⁰	1.4702 ²⁰	i H ₂ O; s EtOH, eth, ace, bz; msc tol
8264	5-Norbornene-2,3-dicarboxylic acid anhydride		C ₉ H ₈ O ₃	826-62-0	164.158		166				
8265	5-Norbornene-2-methylolacrylate		C ₁₁ H ₁₄ O ₂	95-39-6	178.228	col liq		104	1.029 ²⁵		s os
8266	24-Norcholan-23-oic acid, (5β)	Norcholan acid	C ₂₃ H ₃₆ O ₂	511-18-2	346.547	nd(HOAc)	177				
8267	Nordazepam	7-Chloro-1,3-dihydro-5-phenyl-2H-1,4-benzodiazepin-2-one	C ₁₅ H ₁₁ ClN ₂ O	1088-11-5	270.713		216.5				
8268	Nordihydroguaiaretic acid		C ₁₈ H ₂₂ O ₄	500-38-9	302.366	nd(w, al, HOAc)	185.5				sl H ₂ O; s EtOH, eth, ace, alk; i bz
8269	Norea		C ₁₃ H ₂₂ N ₂ O	18530-56-8	222.326		177				
8270	Norepinephrine	Noradrenaline	C ₈ H ₁₁ NO ₃	51-41-2	169.178		217 dec				sl H ₂ O, EtOH, eth; vs alk, dil HCl
8271	Norethisterone	19-Norpregn-4-en-20-yn-3-one, 17-hydroxy-, (17 α)-	C ₂₀ H ₂₆ O ₂	68-22-4	298.419	cry	204				
8272	Norethynodrel		C ₂₀ H ₂₆ O ₂	68-23-5	298.419	cry (MeOH)	170				
8273	Norflurazon		C ₁₂ H ₉ ClF ₃ N ₃ O	27314-13-2	303.666		184				
8274	Norhysocyamine		C ₁₆ H ₂₁ NO ₃	537-29-1	275.343	nd	140.5				vs EtOH, chl
8275	DL-Norleucine	2-Aminohexanoic acid, (DL)	C ₆ H ₁₃ NO ₂	616-06-8	131.173	lf(w)	327 dec		1.172 ²⁵		s H ₂ O; sl EtOH; i eth
8276	L-Norleucine	2-Aminohexanoic acid, (L)	C ₆ H ₁₃ NO ₂	327-57-1	131.173		301 dec				sl H ₂ O
8277	Normorphine		C ₁₆ H ₁₇ NO ₃	466-97-7	271.311		273				
8278	Norplant	Norgestrel, (-)	C ₂₁ H ₂₈ O ₂	797-63-7	312.446	cry (MeOH)	206				
8279	19-Nortestosterone phenylpropionate	Nandrolone phenpropionate	C ₂₇ H ₃₄ O ₃	62-90-8	406.557	cry	95				
8280	Nortriptyline hydrochloride		C ₁₉ H ₂₂ ClN	894-71-3	299.838	cry (eth)	214				s H ₂ O, EtOH; i bz, eth, ace
8281	DL-Norvaline	2-Aminopentanoic acid, (±)	C ₅ H ₁₁ NO ₂	760-78-1	117.147	lf(al, w)	303	sub			s H ₂ O; i EtOH, eth, chl, AcOEt, lig
8282	L-Norvaline	2-Aminopentanoic acid, (S)	C ₅ H ₁₁ NO ₂	6600-40-4	117.147	cry (dil al)	307				s H ₂ O
8283	Noscapine		C ₂₂ H ₂₃ NO ₇	128-62-1	413.421	pr or nd (al)	176				i H ₂ O; s EtOH, bz, chl; sl eth; vs ace
8284	Novobiocin	Streptonivicin	C ₃₁ H ₃₈ N ₂ O ₁₁	303-81-1	612.624	wh-ye orth cry	154		1.3448		i H ₂ O; s EtOH, EtOAc, ace, py
8285	Nuarimol		C ₁₇ H ₁₂ ClFN ₂ O	63284-71-9	314.740		126				
8286	Nylidrin	Buphenine	C ₁₉ H ₂₅ NO ₂	447-41-6	299.408	cry (MeOH)	111				
8287	Ochratoxin A		C ₂₀ H ₁₆ ClNO ₆	303-47-9	403.813	cry (xyl)	169				
8288	Ochratoxin B		C ₂₀ H ₁₅ NO ₆	4825-86-9	369.368	cry (MeOH)	221				
8289	Ochratoxin C		C ₂₂ H ₂₂ ClNO ₆	4865-85-4	431.866	amorp solid					
8290	Octacaine	3-(Diethylamino)-N-phenylbutanamide	C ₁₄ H ₂₂ N ₂ O	13912-77-1	234.337	cry	47	200 ¹			vs EtOH, bz, eth
8291	2,2',3,3',5,5',6,6'-Octachlorobiphenyl		C ₁₂ H ₂ Cl ₈	2136-99-4	429.768	cry	161				i H ₂ O
8292	Octachlorocyclopentene	Perchlorocyclopentene	C ₅ Cl ₈	706-78-5	343.678	nd	40	283	1.8200 ⁵⁰	1.5660 ⁵⁰	i H ₂ O; vs EtOH
8293	Octachlorodibenzo-p-dioxin		C ₁₂ Cl ₈ O ₂	3268-87-9	459.751	nd	331				
8294	Octachloronaphthalene	Perchloronaphthalene	C ₁₀ Cl ₈	2234-13-1	403.731	nd (bz-CCl ₄)	197.5	441 ⁷ , 248 ⁰⁵			sl EtOH; vs bz, chl, lig
8295	Octachlorostyrene	Perchlorostyrene	C ₈ Cl ₈	29082-74-4	379.710	cry (ace/ EtOH)	99				
8296	Octacotane		C ₈₀ H ₁₆₂	7667-88-1	1124.142		112	672			
8297	Octacosane		C ₂₈ H ₅₈	630-02-4	394.761	mcl or orth (bz-al)	61.1	431.6	0.8067 ²⁰	1.4330 ⁷⁰	i H ₂ O; msc ace; s bz, chl
8298	Octacosanoic acid	Montanic acid	C ₂₈ H ₅₆ O ₂	506-48-9	424.744		90.9		0.8191 ¹⁰⁰	1.4313 ¹⁰⁰	vs bz, chl
8299	1-Octacosanol	Montanyl alcohol	C ₂₈ H ₅₈ O	557-61-9	410.760	cry (ace, peth)	83.4	200 ¹			i H ₂ O; s CS ₂
8300	trans, trans-9,12-Octadecadienoic acid	Linoleic acid	C ₁₈ H ₃₂ O ₂	506-21-8	280.446	cry (MeOH)	28.5	181 ⁰⁸			sl H ₂ O; s ace, hx
8301	Octadecahydrochrysene		C ₁₈ H ₃₀	2090-14-4	246.431		115	353			vs EtOH
8302	Octadecamethylsiloxane		C ₁₈ H ₅₄ O ₇ Si ₈	556-69-4	607.302		-63	186 ²⁰ , 153 ⁵	0.913 ²⁵	1.3970 ²⁰	vs bz, peth, lig
8303	Octadecanamide		C ₁₈ H ₃₇ NO	124-26-5	283.493	lf (al)	109	250 ¹²			vs eth, chl
8304	Octadecane		C ₁₈ H ₃₈	593-45-3	254.495	nd (al, eth-MeOH)	28.2	316.3	0.7768 ²⁸	1.4390 ²⁰	i H ₂ O; sl EtOH; s eth, ace, chl, lig
8305	Octadecanenitrile		C ₁₈ H ₃₅ N	638-65-3	265.478		41	362	0.8325 ²⁰	1.4389 ⁴⁵	i H ₂ O; s EtOH; vs eth, ace, chl
8306	1-Octadecanethiol	Stearyl mercaptan	C ₁₈ H ₃₆ S	2885-00-9	286.560		30	207 ¹¹	0.8475 ²⁰	1.4645 ²⁰	vs eth



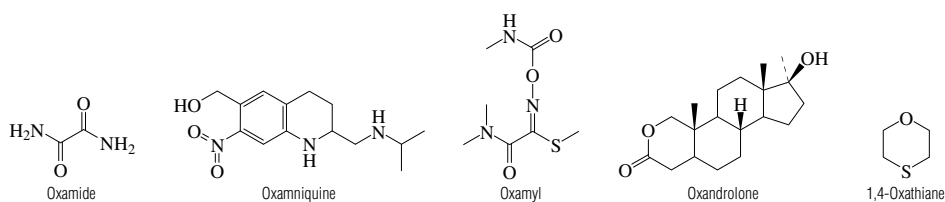
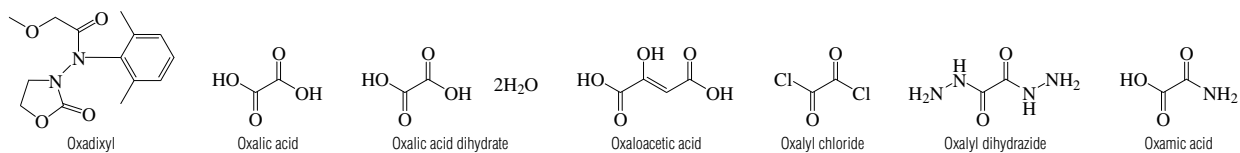
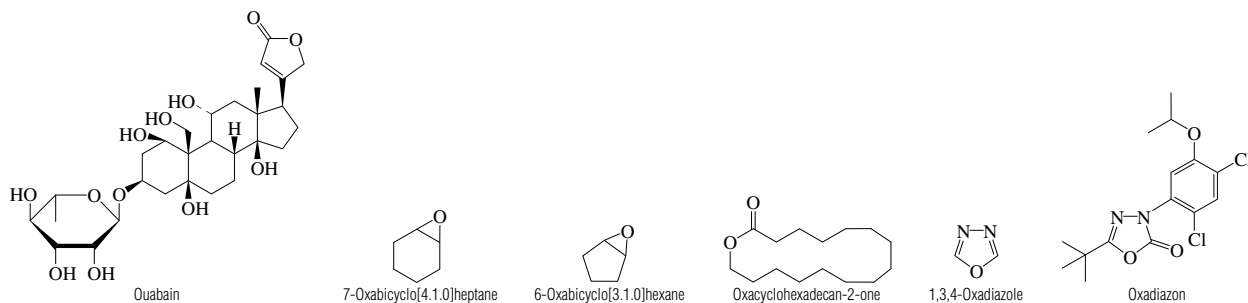
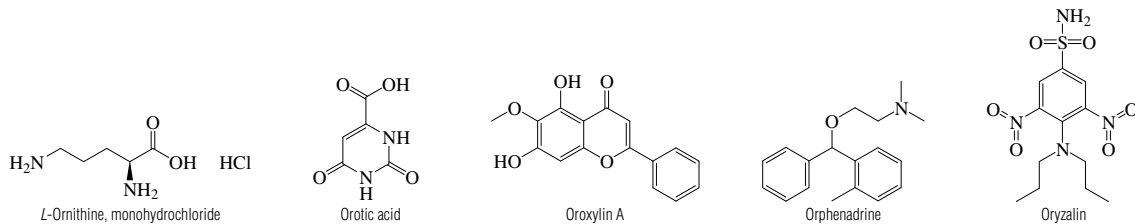
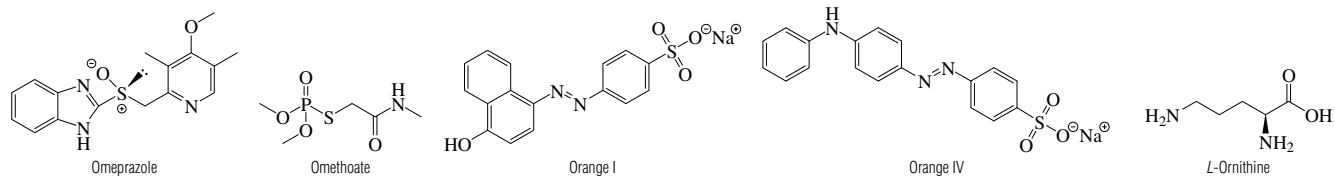
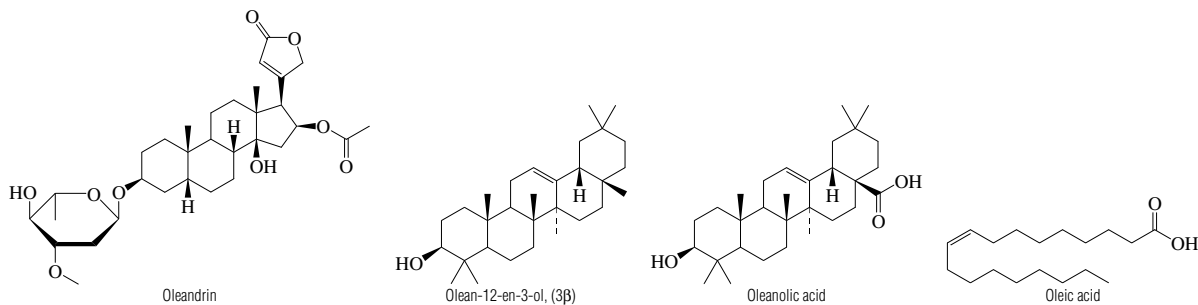
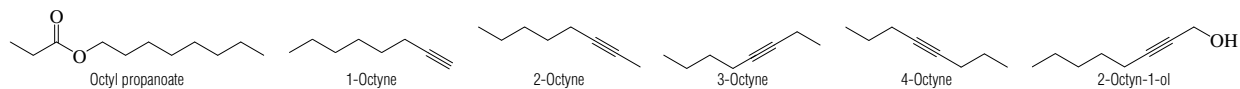
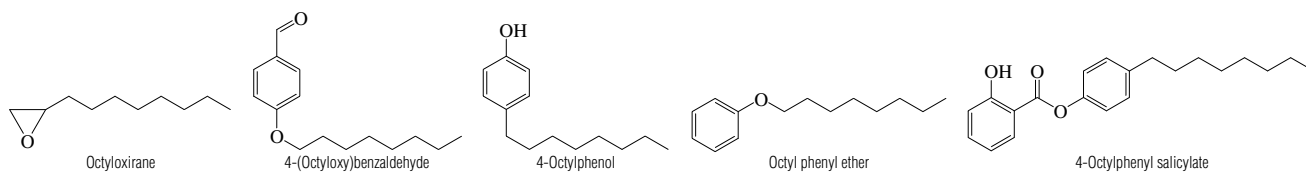
No.	Name	Synonym	Mol. Form.	CAS RN	Mol. Wt.	Physical Form	mp/°C	bp/°C	den/ g cm ⁻³	n _D	Solubility
8307	1-Octadecanol	Stearyl alcohol	C ₁₈ H ₃₈ O	112-92-5	270.494	lf (al)	57.9	335; 210.5 ¹⁵	0.8124 ⁵⁹		i H ₂ O; s EtOH, eth; sl ace, bz
8308	Octadecanoyl chloride		C ₁₈ H ₃₅ ClO	112-76-5	302.923		23	215 ¹⁵	0.8969 ⁹	1.4523 ³⁴	sl EtOH
8309	<i>trans,cis,trans</i> -9,11,13-Octadecatrienoic acid	<i>cis</i> -Eleostearic acid	C ₁₈ H ₃₀ O ₂	506-23-0	278.430	nd (al)	49	235 ¹² dec, 170 ¹	0.9028 ⁵⁰	1.5112 ⁵⁰	vs eth, EtOH
8310	<i>trans,trans,trans</i> -9,11,13-Octadecatrienoic acid	<i>trans</i> -Eleostearic acid	C ₁₈ H ₃₀ O ₂	544-73-0	278.430	lf (al)	71.5	188 ¹	0.8839 ⁹⁰	1.5000 ⁸⁰	vs EtOH
8311	<i>cis</i> -9-Octadecenamide		C ₁₈ H ₃₅ NO	301-02-0	281.477		76				vs eth
8312	1-Octadecene		C ₁₈ H ₃₆	112-88-9	252.479		17.5	179 ¹⁵ , 145 ⁹	0.7891 ²⁰	1.4448 ²⁰	i H ₂ O; s ace, ctc
8313	<i>cis</i> -9-Octadecenitrile		C ₁₈ H ₃₃ N	112-91-4	263.462		-1	dec 332	0.847 ¹⁷	1.4566 ²⁰	vs EtOH
8314	<i>cis</i> -6-Octadecenoic acid	Petroselinic acid	C ₁₈ H ₃₄ O ₂	593-39-5	282.462	lf	29.8	238 ¹⁸	0.8700 ⁴⁰	1.4533 ⁴⁰	s eth; sl hp, MeOH
8315	<i>trans</i> -11-Octadecenoic acid	Vaccenic acid	C ₁₈ H ₃₄ O ₂	693-72-1	282.462		44			1.4499 ⁶⁰	s ace
8316	<i>cis</i> -9-Octadecen-1-ol	Oleyl alcohol	C ₁₈ H ₃₆ O	143-28-2	268.478		6.5	207 ¹⁵	0.8489 ²⁰	1.4606 ²⁰	i H ₂ O; s EtOH, eth; sl ctc
8317	<i>cis</i> -9-Octadecenylamine	Oleylamine	C ₁₈ H ₃₇ N	112-90-3	267.494	oil	25	147 ²			
8318	Octadecyl acetate		C ₂₀ H ₄₀ O ₂	822-23-1	312.531		34.5	208 ⁹	0.8510 ³⁰		vs EtOH
8319	Octadecyl acrylate	Stearyl 2-propenoate	C ₂₁ H ₄₀ O ₂	4813-57-4	324.542						s ctc, CS ₂
8320	Octadecylamine	1-Octadecanamine	C ₁₈ H ₃₉ N	124-30-1	269.510	cry (w)	52.9	346.8	0.8618 ²⁰	1.4522 ²⁰	i H ₂ O; s EtOH, eth, bz; sl ace
8321	Octadecylbenzene		C ₂₄ H ₄₂	4445-07-2	330.590		36	400	0.85 ³⁶	1.479 ³⁶	
8322	Octadecylcyclohexane		C ₂₄ H ₄₈	4445-06-1	336.638		41.6	409; 175 ¹	0.8300 ²⁰	1.4610 ²⁰	
8323	Octadecyl 3-(3,5-di- <i>tert</i> -butyl-4-hydroxyphenyl)propanoate	Irganox 1076	C ₃₅ H ₆₂ O ₃	2082-79-3	530.865	cry (MeOH/AcOEt)	50				
8324	Octadecyl isocyanate	1-Isocyanatooctadecane	C ₁₉ H ₃₇ NO	112-96-9	295.503		15.5	172 ⁵			
8325	Octadecyl methacrylate	Stearyl methacrylate	C ₂₂ H ₄₂ O ₂	32360-05-7	338.567			195 ⁶	0.880 ²⁵	1.429 ²⁵	
8326	Octadecyl octadecanoate	Octadecyl stearate	C ₃₆ H ₇₂ O ₂	2778-96-3	536.956	cry (EtOH)	60				
8327	3-(Octadecyloxy)-1,2-propanediol	Batyl alcohol	C ₂₁ H ₄₄ O ₃	544-62-7	344.572		70.5	217 ²			vs eth
8328	Octadecyl vinyl ether	1-(Ethenyloxy)octadecane	C ₂₀ H ₄₀ O	930-02-9	296.531		30	182 ³	0.8138 ⁴⁰		sl chl
8329	1,7-Octadiene		C ₈ H ₁₄	3710-30-3	110.197			115.5	0.734 ²⁰	1.4245 ²⁰	
8330	1,7-Octadiyne		C ₈ H ₁₀	871-84-1	106.165			135.5; 59 ³⁵	0.8169 ²¹	1.4521 ¹⁸	s eth
8331	2,2,3,3,4,4,5,5-Octafluoro-1-pentanol		C ₅ H ₄ F ₈ O	355-80-6	232.072			140.5	1.6647 ²⁰	1.3178 ²⁰	
8332	1,2,3,4,5,6,7,8-Octahydroanthracene		C ₁₄ H ₁₈	1079-71-6	186.293	pl (al)	78	294	0.9703 ⁹⁰	1.5372 ²⁰	i H ₂ O; s EtOH, HOAc; vs bz; sl ctc
8333	Octahydroazocine		C ₇ H ₁₅ N	1121-92-2	113.201		29	52 ¹⁵	0.896 ²⁵	1.4720 ²⁰	
8334	Octahydroindene		C ₉ H ₁₆	496-10-6	124.223	liq	-53	167	0.876 ²⁵	1.4702 ²⁰	
8335	Octahydroindolizine		C ₈ H ₁₅ N	13618-93-4	125.212			75 ⁴³	0.9074 ¹⁰	1.4748	vs eth, EtOH
8336	<i>trans</i> -Octahydro-1(2 <i>H</i>)-naphthalenone		C ₁₀ H ₁₆ O	21370-71-8	152.233		33	122 ²⁰	0.986 ²⁰	1.4849 ²¹	
8337	1,2,3,4,5,6,7,8-Octahydrophenanthrene		C ₁₄ H ₁₈	5325-97-3	186.293		16.7	295	1.026 ²⁰	1.5569 ¹⁷	i H ₂ O; s ace, bz, CS ₂ , HOAc
8338	<i>trans</i> -Octahydro-2 <i>H</i> -quinolizine-1-methanol, (1 <i>H</i>)	Lupinine	C ₁₀ H ₁₉ NO	486-70-4	169.264	orth (peth)	70	270			s H ₂ O, EtOH, eth, bz, chl; sl peth
8339	2,2,4,4,6,6,8,8-Octamethylcyclotetrasilazane		C ₈ H ₂₈ N ₄ Si ₄	1020-84-4	292.677		97				
8340	Octamethylcyclotetrasiloxane		C ₈ H ₂₄ O ₄ Si ₄	556-67-2	296.617		17.5	175.8	0.9561 ²⁰	1.3968 ²⁰	i H ₂ O; s ctc
8341	1,1,1,3,5,7,7,7-Octamethyltetrasiloxane		C ₈ H ₂₆ O ₅ Si ₄	16066-09-4	282.632			170	0.8559 ²⁰	1.3854 ²⁰	
8342	Octamethyltrisiloxane		C ₈ H ₂₄ O ₂ Si ₃	107-51-7	236.533	liq	-80	153; 51 ¹⁷	0.8200 ²⁰	1.3840 ²⁰	sl EtOH; s bz, peth
8343	Octanal	Caprylic aldehyde	C ₈ H ₁₆ O	124-13-0	128.212			171	0.8211 ²⁰	1.4217 ²⁰	vs ace, bz, eth, EtOH
8344	Octanamide		C ₈ H ₁₇ NO	629-01-6	143.227	lf, pl	108	239	0.8450 ¹¹⁰		sl H ₂ O, bz, chl; vs EtOH; s eth, ace
8345	2-Octanamine, (±)		C ₈ H ₁₉ N	44855-57-4	129.244		97	164	0.7744 ²⁰	1.4232 ²⁵	vs eth, EtOH
8346	Octane		C ₈ H ₁₈	111-65-9	114.229	liq	-56.82	125.67	0.6986 ²⁵	1.3944 ²⁵	i H ₂ O; s eth; msc EtOH, ace, bz
8347	1,8-Octanediamine		C ₈ H ₂₀ N ₂	373-44-4	144.258	pl	51.64	225			vs H ₂ O, eth, EtOH
8348	Octanedinitrile	Suberonitrile	C ₈ H ₁₂ N ₂	629-40-3	136.194		-1.8	185 ¹⁵	0.954 ²⁵	1.4436 ²⁰	
8349	Octanedioic acid	Suberic acid	C ₈ H ₁₄ O ₄	505-48-6	174.195	lo nd or pl (w)	144	219 ²⁰			i H ₂ O; msc eth, bz; sl DMSO
8350	1,2-Octanediol		C ₈ H ₁₈ O ₂	1117-86-8	146.228		30	131 ¹⁰ , 104 ^{0,2}			
8351	1,8-Octanediol		C ₈ H ₁₈ O ₂	629-41-4	146.228	nd (bz-liq), pr	63	172 ²⁰			sl H ₂ O, eth, chl, lig; vs EtOH; s bz
8352	Octanenitrile	Caprylnitrile	C ₈ H ₁₅ N	124-12-9	125.212	liq	-45.6	205.25	0.8136 ²⁰	1.4203 ²⁰	vs eth
8353	1-Octanethiol	Octyl mercaptan	C ₈ H ₁₈ S	111-88-6	146.294	liq	-49.2	199.1	0.8433 ²⁰	1.4540 ²⁰	s EtOH; sl ctc



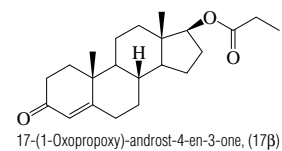
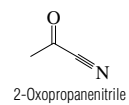
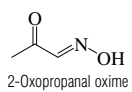
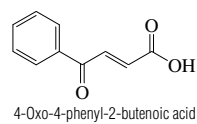
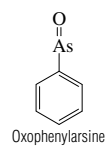
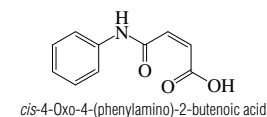
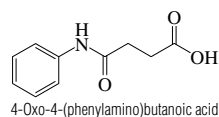
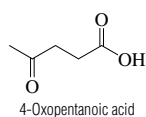
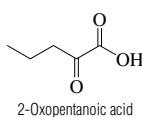
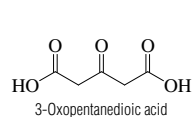
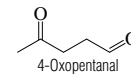
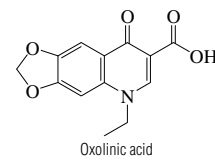
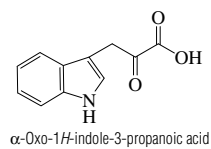
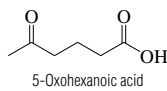
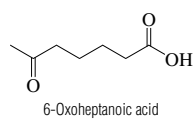
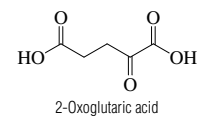
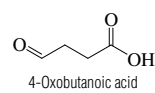
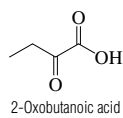
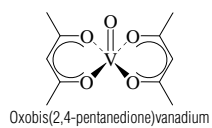
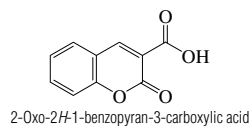
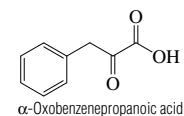
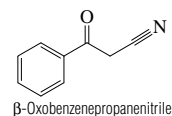
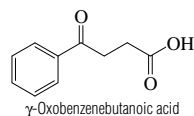
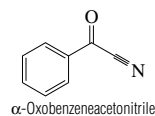
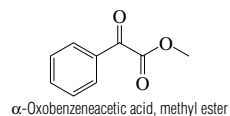
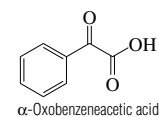
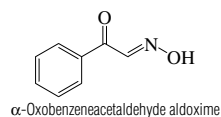
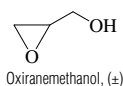
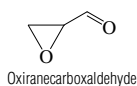
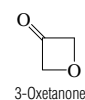
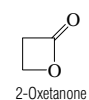
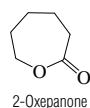
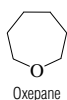
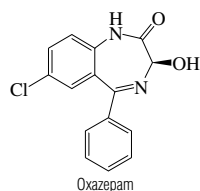
No.	Name	Synonym	Mol. Form.	CAS RN	Mol. Wt.	Physical Form	mp/°C	bp/°C	den/ g cm ⁻³	n _D	Solubility
8354	Octanoic acid	Caprylic acid	C ₈ H ₁₆ O ₂	124-07-2	144.212		16.5	239	0.9073 ²⁵	1.4285 ²⁰	sl H ₂ O; msc EtOH, chl, CH ₂ CN
8355	Octanoic anhydride		C ₁₆ H ₃₀ O ₃	623-66-5	270.407	liq	-1	282.5	0.9065 ¹⁸	1.4358 ¹⁸	vs ace, eth, EtOH
8356	1-Octanol	Capryl alcohol	C ₈ H ₁₈ O	111-87-5	130.228	liq	-14.8	195.16	0.8262 ²⁵	1.4295 ²⁰	i H ₂ O; msc EtOH, eth; s ctc
8357	2-Octanol	(±)- <i>sec</i> -Caprylic alcohol	C ₈ H ₁₈ O	4128-31-8	130.228	liq	-31.6	179.3	0.8193 ²⁰	1.4203 ²⁰	sl H ₂ O; s EtOH, eth, ace
8358	3-Octanol		C ₈ H ₁₈ O	589-98-0	130.228	liq	-45	171	0.8258 ²⁰		
8359	4-Octanol		C ₈ H ₁₈ O	74778-22-6	130.228	liq	-40.7	176.3	0.8186 ²⁰	1.4248 ²⁰	sl H ₂ O, ctc; s EtOH
8360	2-Octanone	Hexyl methyl ketone	C ₈ H ₁₆ O	111-13-7	128.212	liq	-16	172.5	0.820 ²⁰	1.4151 ²⁰	sl H ₂ O; msc EtOH, eth
8361	3-Octanone	Ethyl pentyl ketone	C ₈ H ₁₆ O	106-68-3	128.212			167.5	0.822 ²⁵	1.4150 ²⁰	i H ₂ O; msc EtOH, eth
8362	4-Octanone	Butyl propyl ketone	C ₈ H ₁₆ O	589-63-9	128.212			163	0.8146 ²⁵	1.4173 ¹⁴	i H ₂ O; msc EtOH, eth; s ctc
8363	Octanoyl chloride		C ₈ H ₁₅ ClO	111-64-8	162.657	liq	-63	195.6	0.9535 ¹⁵	1.4335 ²⁰	s eth
8364	Octaphenylcyclotetrasiloxane		C ₄₈ H ₄₀ O ₄ Si ₄	546-56-5	793.172	nd (bz-al, HOAc)	200.5	330 ¹			i H ₂ O; sl EtOH; s bz, chl, HOAc
8365	1,3,5,7-Octatetraene		C ₈ H ₁₀	1482-91-3	106.165	cry (bz)	50	sub			s peth, HOAc
8366	<i>trans</i> -2-Octenal		C ₈ H ₁₄ O	2548-87-0	126.196	liq		85 ¹⁹	0.846	1.4500 ²⁰	
8367	1-Octene	Caprylene	C ₈ H ₁₆	111-66-0	112.213	liq	-101.7	121.29	0.7149 ²⁰	1.4087 ²⁰	i H ₂ O; msc EtOH; s eth, ace; sl ctc
8368	<i>cis</i> -2-Octene		C ₈ H ₁₆	7642-04-8	112.213	liq	-100.2	125.6	0.7243 ²⁰	1.4150 ²⁰	i H ₂ O; s EtOH, eth, ace, bz, chl
8369	<i>trans</i> -2-Octene		C ₈ H ₁₆	13389-42-9	112.213	liq	-87.7	125	0.7199 ²⁰	1.4132 ²⁰	i H ₂ O; s EtOH, eth, ace, bz; vs chl
8370	<i>cis</i> -3-Octene		C ₈ H ₁₆	14850-22-7	112.213	liq	-126	122.9	0.7159 ²⁰	1.4135 ²⁰	vs ace, bz, eth, EtOH
8371	<i>trans</i> -3-Octene		C ₈ H ₁₆	14919-01-8	112.213	liq	-110	123.3	0.7152 ²⁰	1.4126 ²⁰	i H ₂ O; s EtOH, eth, ace, bz, lig, ctc
8372	<i>cis</i> -4-Octene		C ₈ H ₁₆	7642-15-1	112.213	liq	-118.7	122.5	0.7212 ²⁰	1.4148 ²⁰	vs ace, bz, eth, EtOH
8373	<i>trans</i> -4-Octene		C ₈ H ₁₆	14850-23-8	112.213	liq	-93.8	122.3	0.7141 ²⁰	1.4114 ²⁰	i H ₂ O; s EtOH, eth, ace, bz, lig; sl ctc
8374	1-Octen-3-ol		C ₈ H ₁₆ O	3391-86-4	128.212			174; 69 ¹²	0.8395 ¹³	1.4391 ¹²	
8375	2-Octen-1-ol		C ₈ H ₁₆ O	22104-78-5	128.212			88 ¹¹	0.850 ²⁰	1.4470 ²⁰	
8376	1-Octen-3-yne		C ₈ H ₁₂	17679-92-4	108.181			134; 62 ²⁰	0.7749 ²⁰	1.4592 ²⁰	vs eth
8377	Octhilinone	2-Octyl-3-(2 <i>H</i>)-isothiazolone	C ₁₁ H ₁₅ NOS	26530-20-1	213.340			120 ^{0,01}			
8378	Octyl acetate		C ₁₀ H ₂₀ O ₂	112-14-1	172.265	liq	-38.5	210	0.8705 ²⁰	1.4150 ²⁰	i H ₂ O; s EtOH, eth; sl ctc
8379	Octyl acrylate	Octyl 2-propenoate	C ₁₁ H ₂₀ O ₂	2499-59-4	184.276			229; 57 ^{0,05}	0.8810 ²⁰		
8380	Octylamine	1-Octanamine	C ₈ H ₁₉ N	111-86-4	129.244		0	179.6	0.7826 ²⁰	1.4292 ²⁰	sl H ₂ O; vs EtOH, eth; s ctc
8381	Octylamine hydrochloride	1-Octanamine hydrochloride	C ₈ H ₂₀ ClN	142-95-0	165.705		196.5				s H ₂ O
8382	4-Octylaniline		C ₁₄ H ₂₃ N	16245-79-7	205.340		20	310; 138 ⁵	0.9128 ²⁰		vs eth
8383	Octylbenzene		C ₁₄ H ₂₂	2189-60-8	190.325	liq	-36	264	0.8562 ²⁰	1.4845 ²⁰	i H ₂ O; msc eth, bz
8384	Octyl butanoate		C ₁₂ H ₂₄ O ₂	110-39-4	200.318	liq	-55.6	244.1	0.8629 ²⁰	1.4267 ¹⁵	vs EtOH
8385	Octylcyclohexane		C ₁₄ H ₂₈	1795-15-9	196.372	liq	-20	264	0.8138 ²⁰	1.4503 ²⁰	
8386	Octylcyclopentane		C ₁₃ H ₂₆	1795-20-6	182.345	liq	-44	243	0.8048 ²⁰	1.4446 ²⁰	
8387	2-Octyldecanoic acid		C ₁₈ H ₃₆ O ₂	619-39-6	284.478	nd or lf (al)	38.5	215 ¹³	0.8447 ²⁰		vs eth, EtOH
8388	Octyldimethylamine	<i>N,N</i> -Dimethyl-1-octanamine	C ₁₀ H ₂₃ N	7378-99-6	157.297			194			
8389	Octyl diphenyl phosphate		C ₂₀ H ₂₇ O ₄ P	115-88-8	362.399				1.09 ²⁵		
8390	Octyl formate		C ₉ H ₁₈ O ₂	112-32-3	158.238	liq	-39.1	198.8	0.8744 ²⁰	1.4208 ¹⁵	i H ₂ O; s EtOH; msc eth; sl ctc
8391	Octyl isocyanate		C ₉ H ₁₇ NO	3158-26-7	155.237			78 ⁶			
8392	Octyl methacrylate		C ₁₂ H ₂₂ O ₂	2157-01-9	198.302			239.5			
8393	Octyl nitrate		C ₈ H ₁₇ NO ₃	629-39-0	175.226			110 ²⁰	0.975 ⁰		sl H ₂ O; s EtOH, eth
8394	Octyl nitrite		C ₈ H ₁₇ NO ₂	629-46-9	159.227			174.5	0.862 ¹⁷	1.4127 ²⁰	sl H ₂ O; vs EtOH, eth
8395	Octyl octanoate		C ₁₆ H ₃₂ O ₂	2306-88-9	256.424	liq	-18.1	306.8	0.8554 ²⁰	1.4352 ²⁰	vs ace, eth, EtOH



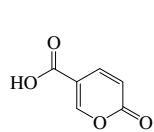
No.	Name	Synonym	Mol. Form.	CAS RN	Mol. Wt.	Physical Form	mp/°C	bp/°C	den/ g cm ⁻³	n _D	Solubility
8396	Octyloxirane		C ₁₀ H ₂₀ O	2404-44-6	156.265	liq		128 ⁹⁵ , 97 ³⁰			
8397	4-(Octyloxy)benzaldehyde		C ₁₅ H ₂₂ O ₂	24083-13-4	234.335			131 ^{0.5}			
8398	4-Octylphenol		C ₁₄ H ₂₂ O	1806-26-4	206.324		43.0	169 ¹⁰ , 150 ⁴			
8399	Octyl phenyl ether	(Octyloxy)benzene	C ₁₄ H ₂₂ O	1818-07-1	206.324		8	285	0.9131 ¹⁵	1.4875 ²⁰	i H ₂ O; s EtOH, eth
8400	4-Octylphenyl salicylate	2-Hydroxybenzoic acid, 4-octylphenyl ester	C ₂₁ H ₂₆ O ₃	2512-56-3	326.429	wh cry	73				
8401	Octyl propanoate		C ₁₁ H ₂₂ O ₂	142-60-9	186.292	liq	-42.6	228	0.8663 ²⁰	1.4221 ¹⁵	i H ₂ O; s EtOH, eth, bz; sl ctc
8402	1-Octyne	Hexylacetylene	C ₈ H ₁₄	629-05-0	110.197	liq	-79.3	126.3	0.7461 ²⁰	1.4159 ²⁰	i H ₂ O; s EtOH, eth
8403	2-Octyne	Methylpentylacetylene	C ₈ H ₁₄	2809-67-8	110.197	liq	-61.6	137.6	0.7596 ²⁰	1.4278 ²⁰	i H ₂ O; s EtOH, eth
8404	3-Octyne		C ₈ H ₁₄	15232-76-5	110.197	liq	-103.9	133.1	0.7529 ²⁰	1.4250 ²⁰	i H ₂ O; s EtOH, eth
8405	4-Octyne	Dipropylacetylene	C ₈ H ₁₄	1942-45-6	110.197	liq	-101	131.6	0.7509 ²⁰	1.4248 ²⁰	i H ₂ O; s EtOH, eth
8406	2-Octyn-1-ol	2-Octynol	C ₈ H ₁₄ O	20739-58-6	126.196		-18	98 ¹⁵	0.8805 ²⁰	1.4556 ²⁰	vs eth
8407	Oleandrin		C ₃₂ H ₄₈ O ₉	465-16-7	576.718	cry (EtOH)	250 dec				i H ₂ O; s EtOH, chl
8408	Olean-12-en-3-ol, (3β)	β-Amyrin	C ₃₀ H ₅₀ O	559-70-6	426.717	nd (lig or al)	197	260 ⁰⁵			i H ₂ O; sl EtOH, chl, lig; s eth, bz
8409	Oleanolic acid		C ₃₀ H ₄₈ O ₃	508-02-1	456.700	nd or pr (al)	310 dec	sub 280			i H ₂ O; sl EtOH, eth, ace; vs py, HOAc
8410	Oleic acid	<i>cis</i> -9-Octadecenoic acid	C ₁₈ H ₃₄ O ₂	112-80-1	282.462		13.4	360; 286 ¹⁰⁰	0.8935 ²⁰	1.4582 ²⁰	i H ₂ O; msc EtOH, eth, ace, bz, chl, ctc
8411	Omeprazole		C ₁₇ H ₁₆ N ₂ O ₂ S	73590-58-6	345.416	cry (MeCN)	156				
8412	Omethoate		C ₈ H ₁₂ NO ₄ PS	1113-02-6	213.192	oil	≈135 dec		1.32 ²⁰	1.4987 ²⁰	msc H ₂ O; i hx
8413	Orange I	1-Naphthol Orange	C ₁₆ H ₁₁ N ₂ NaO ₄ S	523-44-4	350.324	red-br pow					s H ₂ O; sl EtOH; i bz
8414	Orange IV	Tropaeolin OO	C ₁₈ H ₁₄ N ₂ NaO ₃ S	554-73-4	375.377	ye pow					s H ₂ O
8415	Orcein			1400-62-0		br-red pow					
8416	L-Ornithine	2,5-Diaminopentanoic acid, (S)	C ₆ H ₁₂ N ₂ O ₂	70-26-8	132.161	micro cry (al-eth)	140				vs H ₂ O, EtOH
8417	L-Ornithine, monohydrochloride		C ₆ H ₁₃ ClN ₂ O ₂	3184-13-2	168.622	nd	215				vs H ₂ O
8418	Orotic acid	1,2,3,6-Tetrahydro-2,6-dioxo-4-pyrimidinecarboxylic acid	C ₅ H ₄ N ₂ O ₄	65-86-1	156.097	cry (w)	345.5				sl H ₂ O; i os
8419	Oroxilin A	5,7-Dihydroxy-6-methoxy-2-phenyl-4 <i>H</i> -1-benzopyran-4-one	C ₁₆ H ₁₂ O ₅	480-11-5	284.263	ye nd (al)	231.5				vs ace, eth, EtOH
8420	Orphenadrine		C ₁₈ H ₂₂ NO	83-98-7	269.382			195 ¹²			
8421	Oryzalin	Benzenesulfonamide, 4-(dipropylamino)-3,5-dinitro-	C ₁₂ H ₁₈ N ₄ O ₆ S	19044-88-3	346.359		141				
8422	Ouabain		C ₂₉ H ₄₄ O ₁₂	630-60-4	584.652	hyg pl (+9w)	200				sl H ₂ O; vs EtOH
8423	7-Oxabicyclo[4.1.0]heptane		C ₆ H ₁₀ O	286-20-4	98.142		<-10	131.5	0.9663 ²⁰	1.4519 ²⁰	i H ₂ O; vs EtOH, eth, ace, bz; s chl; sl ctc
8424	6-Oxabicyclo[3.1.0]hexane		C ₆ H ₁₀ O	285-67-6	84.117			102	0.964 ²⁵	1.4336 ²⁰	
8425	Oxacyclohexadecan-2-one	Exaltolide	C ₁₅ H ₂₆ O ₂	106-02-5	240.382	thick oil		176 ¹⁵	0.9549 ²⁰	1.4708 ²⁰	
8426	1,3,4-Oxadiazole	1-Oxa-3,4-diazacyclopentadiene	C ₂ H ₂ N ₂ O	288-99-3	70.049			150		1.4300 ²⁵	
8427	Oxadiazon		C ₁₅ H ₁₈ Cl ₂ N ₂ O ₃	19666-30-9	345.221		90				
8428	Oxadixyl		C ₁₄ H ₁₈ N ₂ O ₄	77732-09-3	278.304		104				
8429	Oxalic acid		C ₂ H ₂ O ₄	144-62-7	90.035	orth pym or oct	189.5 dec	sub 157	1.900 ¹⁷		s H ₂ O; vs EtOH; sl eth; i bz, chl, peth
8430	Oxalic acid dihydrate		C ₂ H ₂ O ₆	6153-56-6	126.065	mcl tab or pr	101.5		1.653 ¹⁸		s H ₂ O, EtOH; sl eth
8431	Oxaloacetic acid	Oxalacetic acid	C ₄ H ₄ O ₅	328-42-7	132.072		161 dec				
8432	Oxalyl chloride	Oxalyl dichloride	C ₂ Cl ₂ O ₂	79-37-8	126.926	liq	-16	63.5	1.4785 ²⁰	1.4316 ²⁰	s eth
8433	Oxalyl dihydrazide		C ₂ H ₆ N ₄ O ₂	996-98-5	118.095	nd (w)	244.0		1.458 ²²		s H ₂ O; sl EtOH, eth, bz, chl
8434	Oxamic acid		C ₂ H ₃ NO ₃	471-47-6	89.050	cry (w)	210 dec				sl H ₂ O; i EtOH, eth
8435	Oxamide		C ₂ H ₄ N ₂ O ₂	471-46-5	88.065	nd (w)	350 dec		1.667 ²⁰		sl H ₂ O, EtOH; i eth
8436	Oxamniquine		C ₁₄ H ₂₁ N ₃ O ₃	21738-42-1	279.335	ye-oran cry	149				s ace, chl, MeOH
8437	Oxamyl		C ₇ H ₁₃ N ₃ O ₂ S	23135-22-0	219.261		109	dec	0.97 ²⁵		
8438	Oxandrolone		C ₁₉ H ₃₀ O ₃	53-39-4	306.439		236				
8439	1,4-Oxathiane		C ₄ H ₈ OS	15980-15-1	104.171	liq	-17	147	1.1174 ²⁰		sl H ₂ O



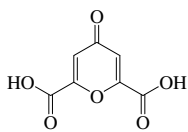
No.	Name	Synonym	Mol. Form.	CAS RN	Mol. Wt.	Physical Form	mp/°C	bp/°C	den/ g cm ⁻³	n _D	Solubility
8440	Oxazepam		C ₁₅ H ₁₁ ClN ₂ O ₂	604-75-1	286.713	cry (EtOH)	205.5				i H ₂ O; s EtOH, chl, diox
8441	Oxazole		C ₃ H ₃ NO	288-42-6	69.062			69.5		1.4285 ¹⁷	
8442	Oxepane		C ₆ H ₁₂ O	592-90-5	100.158			119	0.89 ²⁵	1.4400 ²⁰	
8443	2-Oxepanone	Caprolactone	C ₆ H ₁₀ O ₂	502-44-3	114.142	liq	-1.0	215	1.0761 ²⁰	1.4611 ²⁰	s EtOH, eth, ace
8444	Oxetane	Trimethylene oxide	C ₃ H ₆ O	503-30-0	58.079	liq	-97	47.6	0.8930 ²⁵	1.3961 ²⁰	msc H ₂ O, EtOH; s eth; vs ace
8445	2-Oxetanone	β-Propiolactone	C ₃ H ₄ O ₂	57-57-8	72.063	liq	-33.4	162	1.1460 ²⁰	1.4105 ²⁰	msc eth; s chl
8446	3-Oxetanone		C ₃ H ₄ O ₂	6704-31-0	72.063	unstab liq		106	1.137		
8447	Oxirane	Ethylene oxide	C ₂ H ₄ O	75-21-8	44.052	vol liq or gas	-112.5	10.6	0.8821 ¹⁰	1.3597 ⁷	s H ₂ O, EtOH, eth, ace, bz
8448	Oxiranecarboxaldehyde	Glycidaldehyde	C ₃ H ₄ O ₂	765-34-4	72.063	liq	-62	112.5	1.1403 ²⁰	1.4265 ²⁰	
8449	Oxiranemethanol, (±)	Glycidol	C ₃ H ₆ O ₂	61915-27-3	74.079		-45	dec 167; 66 ²⁵	1.1143 ²⁵	1.4287 ²⁰	vs H ₂ O, ace, eth, EtOH; s bz, chl
8450	α-Oxobenzeneacetaldehyde aldoxime	Isonitrosoacetophenone	C ₈ H ₇ NO ₂	532-54-7	149.148		129				sl H ₂ O; s chl
8451	α-Oxobenzeneacetic acid		C ₈ H ₆ O ₃	611-73-4	150.132	pr (CCl ₄)	66	163 ¹⁵			vs H ₂ O; s EtOH, eth; sl ctc; i CS ₂
8452	α-Oxobenzeneacetic acid, methyl ester		C ₉ H ₈ O ₃	15206-55-0	164.158			247		1.5268 ²⁰	
8453	α-Oxobenzeneacetoneitrile		C ₈ H ₅ NO	613-90-1	131.132		32.5	206			i H ₂ O; vs EtOH, eth; sl chl
8454	γ-Oxobenzenebutanoic acid		C ₁₀ H ₁₀ O ₃	2051-95-8	178.184	lf (dil al)	116.5				s H ₂ O, EtOH, eth, bz, chl, CS ₂
8455	β-Oxobenzenepropanenitrile	Benzoylacetoneitrile	C ₉ H ₇ NO	614-16-4	145.158		80.5	160 ¹⁰			sl H ₂ O; s EtOH, eth, bz, chl, alk, aq KCN
8456	α-Oxobenzenepranoic acid	3-Phenylpyruvic acid	C ₉ H ₈ O ₃	156-06-9	164.158	lf (bz, chl)	157.5				sl H ₂ O; vs EtOH, eth; s bz, chl; i lig
8457	2-Oxo-2H-1-benzopyran-3-carboxylic acid	Coumarin-3-carboxylic acid	C ₉ H ₆ O ₃	531-81-7	162.142	nd (w, bz)	190 dec				vs EtOH
8458	Oxobis(2,4-pentanedione) vanadium	Vanadyl acetylacetonate	C ₁₀ H ₁₄ O ₅ V	3153-26-2	265.157	bl cry	258	174 ⁰²			i H ₂ O; s EtOH, MeOH, bz, chl
8459	2-Oxobutanoic acid		C ₄ H ₆ O ₃	600-18-0	102.089		33	81 ¹⁶	1.200 ¹⁷	1.3972 ²⁰	vs H ₂ O, EtOH; sl eth
8460	4-Oxobutanoic acid		C ₄ H ₆ O ₃	692-29-5	102.089	oil		135 ¹⁴			s H ₂ O, EtOH, eth, bz
8461	2-Oxoglutaric acid	α-Ketoglutaric acid	C ₅ H ₈ O ₅	328-50-7	146.099	cry (ace-bz)	115.5				vs H ₂ O, EtOH, eth; s ace
8462	6-Oxoheptanoic acid		C ₇ H ₁₂ O ₃	3128-07-2	144.168		40.2	251 ²⁸⁰ , 135 ¹		1.4306 ²⁵	vs H ₂ O, ace, eth, EtOH
8463	5-Oxohexanoic acid		C ₆ H ₁₀ O ₃	3128-06-1	130.141		13.5	274.5	1.09 ²⁵	1.4451 ²⁰	s H ₂ O, EtOH, eth; sl ctc
8464	α-Oxo-1H-indole-3-propanoic acid	Indole-3-pyruvic acid	C ₁₁ H ₉ NO ₃	392-12-1	203.194	gray cry	211				
8465	Oxolinic acid		C ₁₃ H ₁₁ NO ₅	14698-29-4	261.230	cry (DMF)	313 dec				
8466	4-Oxopentanal		C ₅ H ₈ O ₂	626-96-0	100.117		<-21	dec 187	1.0134 ²¹	1.4257 ²²	vs H ₂ O, ace, eth, EtOH
8467	3-Oxopentanedioic acid	Acetonedicarboxylic acid	C ₅ H ₆ O ₅	542-05-2	146.099	nd (AcOEt)	138 dec				s H ₂ O, EtOH; sl eth; i bz, chl, lig
8468	2-Oxopentanoic acid		C ₅ H ₈ O ₃	1821-02-9	116.116		6.5	179	1.0970 ¹⁴		sl H ₂ O; s eth, bz, chl, lig, CS ₂
8469	4-Oxopentanoic acid	Levulinic acid	C ₅ H ₈ O ₃	123-76-2	116.116	lf or pl	33	dec 245	1.1335 ²⁰	1.4396 ²⁰	vs H ₂ O, EtOH, eth; s chl
8470	4-Oxo-4-(phenylamino)butanoic acid	Succinilic acid	C ₁₀ H ₁₁ NO ₃	102-14-7	193.199	nd (w)	148.5				sl H ₂ O; s EtOH; vs eth
8471	cis-4-Oxo-4-(phenylamino)-2-butenic acid	Maleanilic acid	C ₁₀ H ₉ NO ₃	555-59-9	191.183	mcl ye cry	192 dec			1.418 ³⁰	
8472	Oxophenylarsine	Phenylarsine oxide	C ₆ H ₅ AsO	637-03-6	168.025	cry (bz-eth) or (chl-eth)	145				i H ₂ O, eth; sl EtOH; vs bz, chl
8473	4-Oxo-4-phenyl-2-butenic acid		C ₁₀ H ₈ O ₃	583-06-2	176.169	nd or pr (tol)	99				sl H ₂ O, chl, lig; s EtOH, eth, tol
8474	2-Oxopropanal oxime	Isonitrosoacetone	C ₃ H ₅ NO ₂	306-44-5	87.078	nd(CCl ₄) lf (eth-peth)	69	sub	1.0744 ⁶⁷		s H ₂ O, eth; sl bz, ctc, chl
8475	2-Oxopropanenitrile		C ₃ H ₃ NO	631-57-2	69.062			92.3	0.9745 ²⁰	1.3764 ²⁰	s eth, ace, CH ₃ CN
8476	17-(1-Oxopropoxy)-androst-4-en-3-one, (17β)	Testosterone-17-propionate	C ₂₂ H ₃₂ O ₃	57-85-2	344.487		120				vs eth, py, EtOH



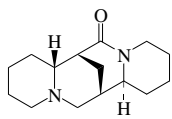
No.	Name	Synonym	Mol. Form.	CAS RN	Mol. Wt.	Physical Form	mp/°C	bp/°C	den/ g cm ⁻³	n _D	Solubility
8477	2-Oxo-2H-pyran-5-carboxylic acid	Coumalic acid	C ₆ H ₄ O ₄	500-05-0	140.094	pr (MeOH)	207 dec	218 ²⁰			sl H ₂ O, eth, ace; i bz, chl; s EtOH, HOAc
8478	4-Oxo-4H-pyran-2,6-dicarboxylic acid	Chelidonic acid	C ₇ H ₄ O ₆	99-32-1	184.103	rose mcl nd (al-w,+1w)	262				sl H ₂ O, EtOH
8479	17-Oxosparteine		C ₁₅ H ₂₄ N ₂ O	489-72-5	248.364	ye to col hyg nd (peth)	84	209 ¹²			vs H ₂ O, EtOH, eth; s chl
8480	4,4'-Oxybis(benzenesulfonyl chloride)	Diphenyl ether 4,4'-disulfonyl chloride	C ₁₂ H ₆ Cl ₂ O ₃ S ₂	121-63-1	367.225	cry (peth)	128				
8481	4,4'-Oxybis(benzenesulfonyl hydrazide)		C ₁₂ H ₁₄ N ₄ O ₅ S ₂	80-51-3	358.393	cry (H ₂ O)	164 dec				
8482	Oxybutynin		C ₂₂ H ₃₁ NO ₃	5633-20-5	357.486	cry	114				
8483	Oxycarboxin	Carboxin S,S-dioxide	C ₁₂ H ₁₃ NO ₄ S	5259-88-1	267.301	pr (EtOH)	129				sl H ₂ O; s bz, EtOH; vs ace
8484	Oxychloridane		C ₁₀ H ₄ Cl ₆ O	27304-13-8	423.762	cry (pentane)	100				
8485	Oxycodone	Dihydro-14-hydroxycodeinone	C ₁₈ H ₂₁ NO ₄	76-42-6	315.365	rods (EtOH)	219				i H ₂ O, eth; s EtOH, chl
8486	Oxydemeton-methyl		C ₆ H ₁₅ O ₄ PS ₂	301-12-2	246.284		<-20	106 ⁰¹	1.289 ²⁰		
8487	10,10'-Oxydiphenoxarsine	10,10'-Oxybis[10H-phenoxarsine]	C ₂₄ H ₁₆ As ₂ O ₃	58-36-6	502.225	col mcl cry	185		1.41		i H ₂ O; s EtOH, chl; i CH ₂ Cl ₂
8488	Oxyfluoren		C ₁₅ H ₁₁ ClF ₃ NO ₄	42874-03-3	361.701		84	dec 358	1.35 ⁷³		
8489	Oxymetazoline		C ₁₆ H ₂₄ N ₂ O	1491-59-4	260.374	cry (bz)	182				i eth, chl
8490	Oxymetholone		C ₂₁ H ₃₂ O ₃	434-07-1	332.477	cry	179				
8491	Oxymethurea		C ₃ H ₆ N ₂ O ₃	140-95-4	120.107	pr(al)	126	149 ²⁵			s H ₂ O, EtOH, MeOH; i eth; sl DMSO
8492	Oxyphenbutazone		C ₁₉ H ₂₀ N ₂ O ₃	129-20-4	324.373	cry (eth/ peth)	124				s EtOH, MeOH, chl, bz, eth
8493	Oxyphenonium bromide		C ₂₁ H ₂₄ BrNO ₃	50-10-2	428.404		191.5				vs H ₂ O; sl EtOH
8494	Oxytetracycline		C ₂₂ H ₂₄ N ₂ O ₃	79-57-2	460.434		184.5		1.634 ²⁰		
8495	Oxytocin		C ₄₃ H ₆₆ N ₁₂ O ₁₂ S ₂	50-56-6	1007.187	wh pow					s H ₂ O, BuOH
8496	Paclitaxel		C ₄₅ H ₅₆ ClN ₂ O	76738-62-0	293.792	wh cry	166		1.22		i H ₂ O; vs ace, MeOH; s xyl, hx
8497	Palustric acid		C ₂₀ H ₃₀ O ₂	1945-53-5	302.451	cry (MeOH)	164.5				
8498	Pamoic acid		C ₂₃ H ₁₆ O ₆	130-85-8	388.369		315				
8499	Pancuronium dibromide		C ₃₅ H ₆₀ Br ₂ N ₂ O ₄	15500-66-0	732.670	cry	215				sl chl
8500	Panose	4-α-Isomaltosylglucose	C ₁₈ H ₃₂ O ₁₆	33401-87-5	504.437		223 dec				
8501	Panthesin		C ₁₈ H ₃₂ N ₂ O ₃ S	135-44-4	388.522	pa ye pow (al)	158				vs H ₂ O, EtOH
8502	Pantolactone		C ₆ H ₁₀ O ₃	599-04-2	130.141		92				
8503	Pantothenic acid		C ₉ H ₁₇ NO ₅	79-83-4	219.235	ye visc oil					vs H ₂ O, bz, eth
8504	Papaveraldine		C ₂₀ H ₁₉ NO ₅	522-57-6	353.369	nd (al),cry (bz, peth)	210.5				i H ₂ O; sl EtOH, eth; s bz, chl
8505	Papaverine		C ₂₀ H ₂₁ NO ₄	58-74-2	339.386	wh pr (al- eth), nd (chl-peth)	147.5	sub 135	1.337 ²⁰	1.625	sl H ₂ O; vs EtOH, chl; s ace, bz, py
8506	Papaverine hydrochloride	Cerespan	C ₂₀ H ₂₂ ClNO ₄	61-25-6	375.847	wh mcl pr (w)	224.5				vs H ₂ O, EtOH
8507	Paraformaldehyde		(CH ₂ O) _x	30525-89-4	30.026		164 dec				
8508	Paraldehyde	2,4,6-Trimethyl-1,3,5-trioxane	C ₆ H ₁₂ O ₃	123-63-7	132.157		12.6	124.3	0.9943 ²⁰	1.4049 ²⁰	sl H ₂ O; msc EtOH, eth, chl
8509	Paramethadione		C ₇ H ₁₁ NO ₃	115-67-3	157.167	liq			1.121 ²⁵	1.449 ²⁵	sl H ₂ O; s EtOH, chl, bz, eth
8510	Paraoxon	O,O-Diethyl O-(4-nitrophenyl) phosphate	C ₁₀ H ₁₄ NO ₆ P	311-45-5	275.195	oily liq		161 ⁰⁵	1.2683 ²⁵	1.5096	s eth
8511	Paraquat		C ₁₂ H ₁₄ N ₂	4685-14-7	186.252	cation					
8512	Pararosaniline hydrochloride	Basic fuchsin	C ₁₉ H ₁₈ ClN ₃	569-61-9	323.819	pale viol pow	269 dec				
8513	Parasorbic acid		C ₆ H ₈ O ₂	10048-32-5	112.127	oily lig		100 ¹⁵	1.079 ¹⁸	1.4736 ²⁰	vs H ₂ O, eth, EtOH
8514	Parathion		C ₁₀ H ₁₄ NO ₃ PS	56-38-2	291.261	ye liq	6.1	375	1.2681 ²⁰	1.5370 ²⁵	i H ₂ O; s eth, ace; sl ctc; vs EtOH, AcOEt
8515	Patchouli alcohol		C ₁₅ H ₂₆ O	5986-55-0	222.366		56		0.9906 ⁵⁵	1.5029 ⁶⁵	i H ₂ O; s EtOH, eth
8516	Pebulate		C ₁₀ H ₂₁ NOS	1114-71-2	203.345			142 ²⁰	0.9458 ²⁰	1.4752 ²⁰	vs ace, bz, MeOH
8517	Pelargonidin chloride		C ₁₅ H ₁₁ ClO ₅	134-04-3	306.698	red br hyg (anh) pr or pl	>350				s H ₂ O; vs EtOH; sl chl, MeOH
8518	Pellotine		C ₁₃ H ₁₉ NO ₃	83-14-7	237.295	pl (al, peth)	111.5				vs ace, eth, EtOH, peth
8519	Pemoline	2-Amino-5-phenyl-4(5H)-oxazolone	C ₉ H ₈ N ₂ O ₂	2152-34-3	176.172	cry	256 dec				i H ₂ O, eth, ace; sl hot EtOH



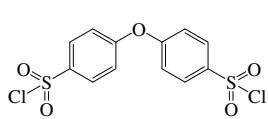
2-Oxo-2H-pyran-5-carboxylic acid



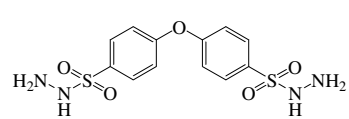
4-Oxo-4H-pyran-2,6-dicarboxylic acid



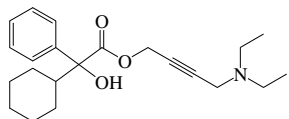
17-Oxosparteine



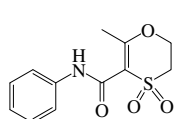
4,4'-Oxybis(benzenesulfonyl chloride)



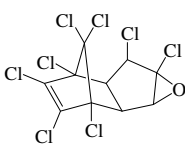
4,4'-Oxybis(benzenesulfonyl hydrazide)



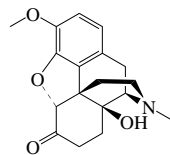
Oxybutynin



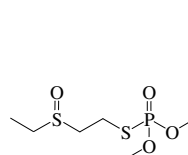
Oxycarboxin



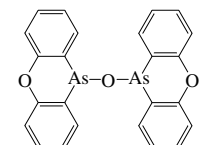
Oxychlordane



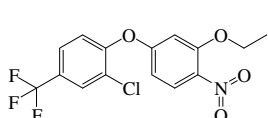
Oxycodone



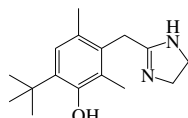
Oxydemeton-methyl



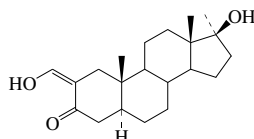
10,10'-Oxydiphenoxarsine



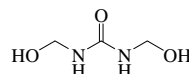
Oxyfluorfen



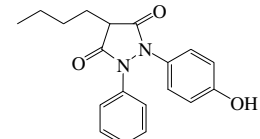
Oxymetazoline



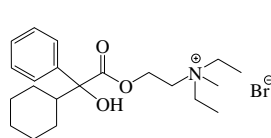
Oxymetholone



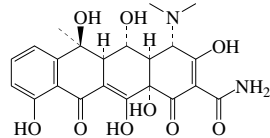
Oxymethurea



Oxypfenbutazone



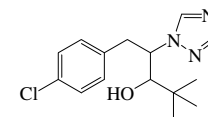
Oxyphenonium bromide



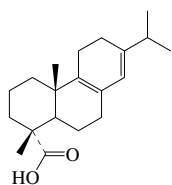
Oxytetracycline



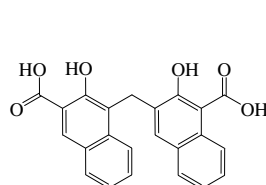
Oxytocin



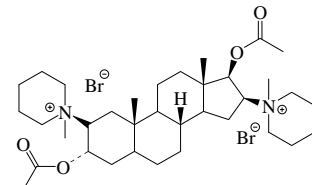
Paclobutrazol



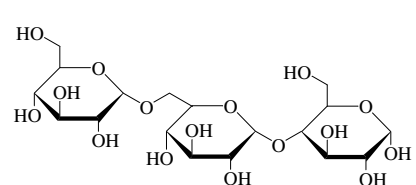
Palustric acid



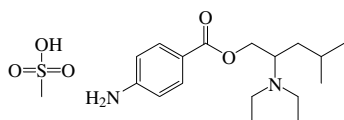
Pamoic acid



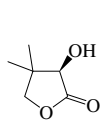
Pancuronium dibromide



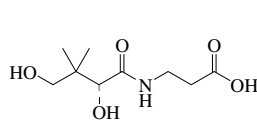
Panose



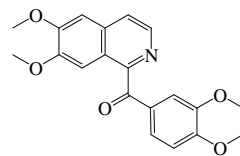
Panthesin



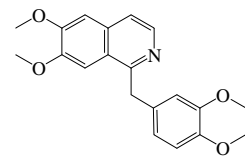
Pantolactone



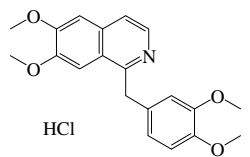
Pantothenic acid



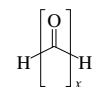
Papaveralidine



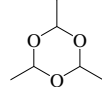
Papaverine



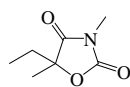
Papaverine hydrochloride



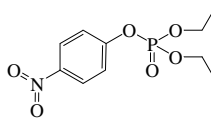
Paraformaldehyde



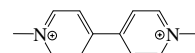
Paraldehyde



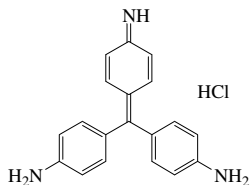
Paramethadione



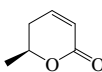
Paraoxon



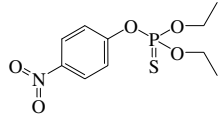
Paraquat



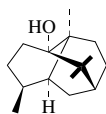
Parosanol hydrochloride



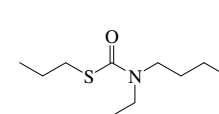
Parasorbic acid



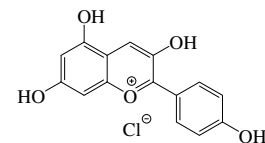
Parathion



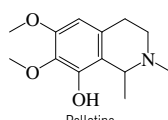
Patchouli alcohol



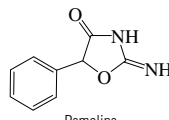
Pebulate



Pelargonidin chloride

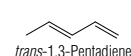
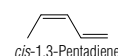
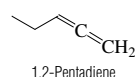
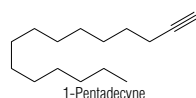
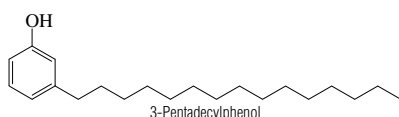
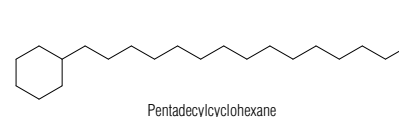
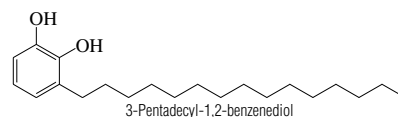
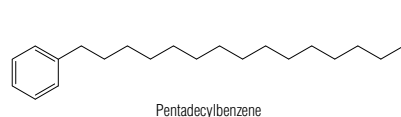
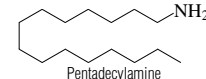
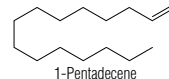
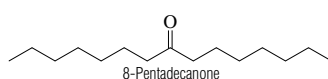
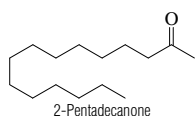
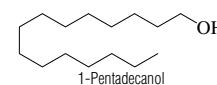
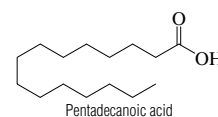
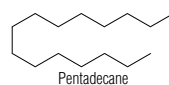
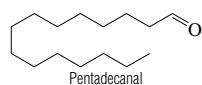
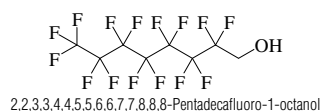
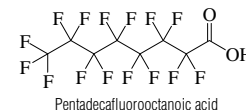
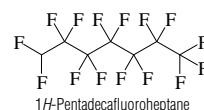
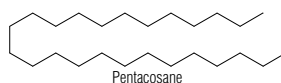
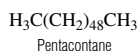
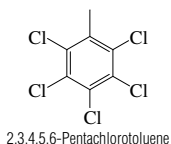
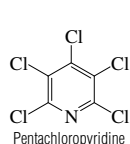
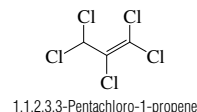
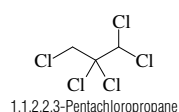
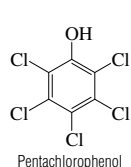
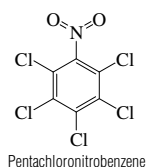
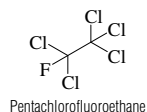
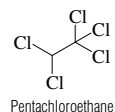
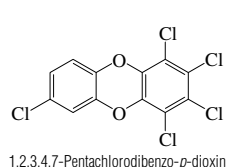
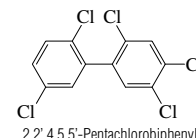
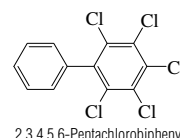
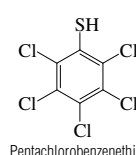
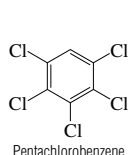
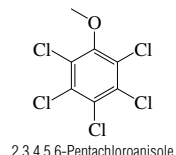
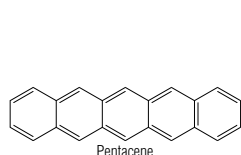
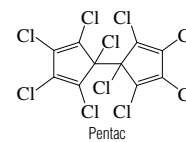
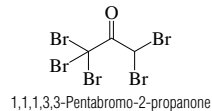
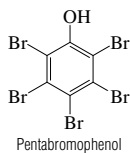
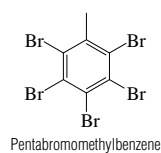
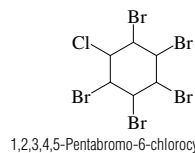
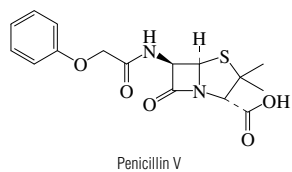
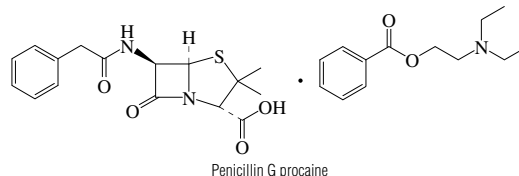
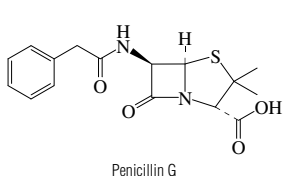
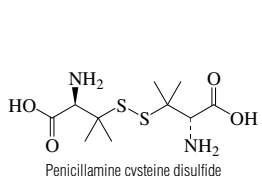
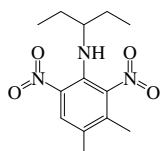


Pellotine

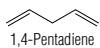


Pemoline

No.	Name	Synonym	Mol. Form.	CAS RN	Mol. Wt.	Physical Form	mp/°C	bp/°C	den/ g cm ⁻³	n _D	Solubility
8520	Pendimethalin	<i>N</i> -(1-Ethylpropyl)-3,4-dimethyl-2,6-dinitroaniline	C ₁₃ H ₁₉ N ₃ O ₄	40487-42-1	281.308		56	dec	1.19 ²⁵		
8521	Penicillamine cysteine disulfide		C ₈ H ₁₆ N ₂ O ₄ S ₂	18840-45-4	268.354		195				
8522	Penicillin G	Benzylpenicillinic acid	C ₁₈ H ₁₈ N ₂ O ₄ S	61-33-6	334.390	amor wh pow					s H ₂ O; s MeOH, EtOH, eth, chl, bz, ace
8523	Penicillin G procaine		C ₂₉ H ₃₈ N ₄ O ₆ S	54-35-3	570.700		108	dec	1.2555 ²⁵		s H ₂ O, EtOH, chl
8524	Penicillin V	Phenoxymethylpenicillin	C ₁₆ H ₁₈ N ₂ O ₅ S	87-08-1	350.389	cry	124	dec			sl H ₂ O; s os
8525	1,2,3,4,5-Pentabromo-6-chlorocyclohexane		C ₆ H ₆ Br ₅ Cl	87-84-3	513.085	cry	204				
8526	Pentabromomethylbenzene		C ₇ H ₃ Br ₅	87-83-2	486.619		288		2.97 ¹⁷		i H ₂ O; sl EtOH, HOAc; s bz
8527	Pentabromophenol		C ₆ HBr ₅ O	608-71-9	488.591	mcl pr (HOAc) nd (al)	229.5	sub			i H ₂ O; s EtOH, bz, HOAc; sl eth
8528	1,1,1,3,3-Pentabromo-2-propanone	Pentabromoacetone	C ₃ HBr ₅ O	79-49-2	452.559	nd (w, al) pr (eth)	79.5	sub			i H ₂ O; vs EtOH, eth, ace, chl
8529	Pentac	Dienochlor	C ₁₀ Cl ₁₀	2227-17-0	474.637	tan cry (peth)	122				
8530	Pentacene	Benzo[b]naphthacene	C ₂₂ H ₁₄	135-48-8	278.346	ye grn nd or lf (xyl)	>300	dec			i H ₂ O; sl bz; s PhNO ₂
8531	2,3,4,5,6-Pentachloroaniline		C ₆ H ₂ Cl ₅ N	527-20-8	265.352	nd (al)	233.0				vs eth, EtOH, lig
8532	2,3,4,5,6-Pentachloroanisole	Methyl pentachlorophenyl ether	C ₇ H ₂ Cl ₅ O	1825-21-4	280.363	nd MeOH	108.5				
8533	Pentachlorobenzene		C ₆ HCl ₅	608-93-5	250.337	nd (al)	86	277	1.8342 ¹⁶		i H ₂ O, EtOH; sl eth, bz, chl, CS ₂
8534	Pentachlorobenzenethiol	Pentachlorophenyl mercaptan	C ₆ HCl ₅ S	133-49-3	282.402		231.5				
8535	2,3,4,5,6-Pentachlorobiphenyl		C ₁₂ H ₂ Cl ₅	18259-05-7	326.433	nd (peth)	123.5				i H ₂ O
8536	2,2',4,5,5'-Pentachlorobiphenyl		C ₁₂ H ₅ Cl ₅	37680-73-2	326.433	cry (EtOH)	78.5				i H ₂ O
8537	1,2,3,4,7-Pentachlorodibenzo- <i>p</i> -dioxin		C ₁₂ H ₃ Cl ₅ O ₂	39227-61-7	356.416	cry (bz/ MeOH)	195				
8538	Pentachloroethane	Refrigerant 120	C ₂ HCl ₅	76-01-7	202.294	liq	-28.78	162.0	1.6796 ²⁰	1.5025 ²⁰	i H ₂ O; msc EtOH, eth
8539	Pentachlorofluoroethane		C ₂ Cl ₅ F	354-56-3	220.284	col liq	101.3	138	1.74 ²⁵		i H ₂ O; s EtOH, eth
8540	Pentachloronitrobenzene	Quintozene	C ₆ Cl ₅ NO ₂	82-68-8	295.335	cry (al)	144	dec 328	1.718 ²⁵		i H ₂ O; sl EtOH; s bz, chl
8541	Pentachlorophenol		C ₆ HCl ₅ O	87-86-5	266.336	mcl pr (al + 1w) nd (bz)	174	dec 310	1.978 ²²		i H ₂ O; sl lig; vs EtOH, eth; s bz
8542	1,1,2,2,3-Pentachloropropane		C ₃ H ₂ Cl ₅	16714-68-4	216.321			181 ⁵⁰⁰	1.633 ²⁵	1.5098 ²⁵	
8543	1,1,2,3,3-Pentachloro-1-propene		C ₃ HCl ₅	1600-37-9	214.305			185	1.6317 ⁹⁴	1.5313 ³⁰	vs eth
8544	Pentachloropyridine		C ₅ Cl ₅ N	2176-62-7	251.326		125.5	280			vs bz, EtOH, lig
8545	2,3,4,5,6-Pentachlorotoluene		C ₇ H ₂ Cl ₅	877-11-2	264.364	nd (bz, peth)	224.8	301			sl EtOH, eth, CS ₂ ; s bz, tol, peth
8546	Pentacontane		C ₅₀ H ₁₀₂	6596-40-3	703.345		92.1	575.0			
8547	Pentacosane		C ₂₅ H ₅₂	629-99-2	352.681		53.93	401.9; 282 ⁴⁰	0.8012 ²⁰	1.4491 ²⁰	s bz, chl
8548	1 <i>H</i> -Pentadecafluoroheptane		C ₇ HF ₁₅	375-83-7	370.059			96.0	1.725 ²⁵	1.2690 ²⁵	
8549	Pentadecafluorooctanoic acid		C ₈ HF ₁₅ O ₂	335-67-1	414.069		54.3	188			
8550	2,2,3,3,4,4,5,5,6,6,7,7,8,8,8-Pentadecafluoro-1-octanol	1,1-Dihydroperfluorooctanol	C ₈ H ₃ F ₁₅ O	307-30-2	400.085	waxy solid	47	164; 68 ⁸			
8551	Pentadecanal		C ₁₅ H ₃₀ O	2765-11-9	226.398	nd	24.5	185 ²⁵			vs ace, eth, EtOH
8552	Pentadecane		C ₁₅ H ₃₂	629-62-9	212.415		9.95	270.6	0.7685 ²⁰	1.4315 ²⁰	i H ₂ O; vs EtOH, eth
8553	Pentadecanoic acid	Pentadecylic acid	C ₁₅ H ₃₀ O ₂	1002-84-2	242.398	pl (dil al, HOAc) cry (peth)	52.3	257 ¹⁰⁰ , 158 ¹	0.8423 ⁸⁰	1.4254 ⁸⁰	i H ₂ O; vs EtOH, ace; s eth; sl tfa
8554	1-Pentadecanol		C ₁₅ H ₃₂ O	629-76-5	228.414		43.9	300	0.8347 ²⁵		i H ₂ O
8555	2-Pentadecanone		C ₁₅ H ₃₀ O	2345-28-0	226.398		39.5	294	0.8182 ³⁹		
8556	8-Pentadecanone		C ₁₅ H ₃₀ O	818-23-5	226.398	cry (al)	43	291	0.8180 ³⁹		s EtOH, eth, bz, ctc, chl
8557	1-Pentadecene		C ₁₅ H ₃₀	13360-61-7	210.399	liq	-1.4	268.2	0.7764 ²⁰	1.4389 ³⁰	i H ₂ O; s ace
8558	Pentadecylamine	Pentadecanamine	C ₁₅ H ₃₃ N	2570-26-5	227.430		37.3	307.6	0.8104 ²⁰	1.4480 ²⁰	vs eth, EtOH
8559	Pentadecylbenzene		C ₂₁ H ₃₆	2131-18-2	288.511		22	373	0.8548 ²⁰	1.4815 ²⁰	
8560	3-Pentadecyl-1,2-benzenediol	3-Pentadecylcatechol	C ₂₁ H ₃₆ O ₂	492-89-7	320.510	nd (to, peth)	59.5				vs bz, eth, EtOH
8561	Pentadecylcyclohexane		C ₂₁ H ₄₂	6006-95-7	294.558		29	373	0.8267 ²⁰	1.4588 ²⁰	
8562	3-Pentadecylphenol		C ₂₁ H ₃₆ O	501-24-6	304.510	nd (peth)	53.5	230 ⁸ , 197 ¹⁵			vs ace, bz, EtOH
8563	1-Pentadecyne		C ₁₅ H ₂₈	765-13-9	208.383		10	268	0.7928 ²⁰	1.4419 ²⁰	vs ace
8564	1,2-Pentadiene	Ethylallene	C ₅ H ₈	591-95-7	68.118	liq	-137.3	44.9	0.6926 ²⁰	1.4209 ³⁰	msc EtOH, eth, ace, bz, ctc, hp
8565	<i>cis</i> -1,3-Pentadiene	<i>cis</i> -Piperylene	C ₅ H ₈	1574-41-0	68.118	liq	-140.8	44.1	0.6910 ²⁰	1.4363 ²⁰	msc EtOH, eth, ace, bz, ctc, hp
8566	<i>trans</i> -1,3-Pentadiene	<i>trans</i> -Piperylene	C ₅ H ₈	2004-70-8	68.118	liq	-87.4	42	0.6710 ²⁵	1.4301 ²⁰	



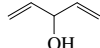
No.	Name	Synonym	Mol. Form.	CAS RN	Mol. Wt.	Physical Form	mp/°C	bp/°C	den/ g cm ⁻³	n _D	Solubility
8567	1,4-Pentadiene		C ₅ H ₈	591-93-5	68.118	vol liq or gas	-148.2	26	0.6608 ²⁰	1.3888 ²⁰	i H ₂ O; vs EtOH, eth, ace, bz
8568	2,3-Pentadiene	1,3-Dimethylallene	C ₅ H ₈	591-96-8	68.118	liq	-125.6	48.2	0.6950 ²⁰	1.4284 ²⁰	i H ₂ O; msc EtOH, eth, ace, bz, hp, ctc
8569	1,4-Pentadien-3-ol		C ₅ H ₈ O	922-65-6	84.117			115.5	0.860 ²³	1.4400 ¹⁷	
8570	1,3-Pentadiyne	Methyldiacetylene	C ₆ H ₄	4911-55-1	64.086	liq	-38.5	55	0.7909 ²⁰	1.4431 ²¹	i H ₂ O; s eth, bz, chl
8571	Pentaerythritol		C ₅ H ₁₂ O ₄	115-77-5	136.147	cry (dil HCl)	258	sub		1.548	s H ₂ O; i eth, bz
8572	Pentaerythritol tetraacetate	2,2-Bis((acetyloxy)methyl)-1,3-propanediol diacetate	C ₁₃ H ₂₀ O ₈	597-71-7	304.293	tetr nd (w, bz)	83.5		1.273 ¹⁸		s H ₂ O; vs EtOH, eth
8573	Pentaerythritol tetrakis(2-mercaptoacetate)		C ₁₃ H ₂₀ O ₈ S ₄	10193-99-4	432.553	liq		250 ¹	1.385 ²⁵	1.5470 ²⁰	
8574	Pentaerythritol tetramethacrylate	Tetramethylolmethane tetramethacrylate	C ₂₁ H ₂₈ O ₈	3253-41-6	408.442		53.5				
8575	Pentaerythritol tetranitrate		C ₅ H ₈ N ₄ O ₁₂	78-11-5	316.138	tetr (ace) pr (ace-al)	140.5		1.773 ²⁰		sl H ₂ O, EtOH, eth; vs ace; s bz, py
8576	Pentaethylbenzene		C ₁₆ H ₂₆	605-01-6	218.377		<-20	277	0.8971 ¹⁹	1.5127 ²⁰	
8577	Pentaethyl tantalate	Ethanol, tantalum(5+) salt	C ₁₀ H ₂₅ O ₅ Ta	6074-84-6	406.251			151 ¹			
8578	2,3,4,5,6-Pentafluoroaniline		C ₆ H ₂ F ₅ N	771-60-8	183.079		34	153.5			
8579	Pentafluorobenzaldehyde		C ₇ HF ₅ O	653-37-2	196.074		20	167		1.4506 ²⁰	
8580	Pentafluorobenzene		C ₆ HF ₅	363-72-4	168.064	liq	-47.4	85.74	1.514 ²⁵	1.3905 ²⁰	
8581	Pentafluorobenzenethiol		C ₆ HF ₅ S	771-62-0	200.129	liq	-24	143	1.501 ²⁵	1.4645 ²⁰	
8582	Pentafluorobenzoic acid		C ₇ HF ₅ O ₂	602-94-8	212.074		101	220			
8583	Pentafluorobenzonitrile		C ₇ F ₅ N	773-82-0	193.074		1.2	162	1.563 ²⁰	1.4402 ²⁵	
8584	Pentafluoroethane		C ₂ HF ₅	354-33-6	120.021	col gas	-103	-48.1			
8585	Pentafluoriodobenzene		C ₆ F ₅ I	827-15-6	293.960	liq	-29	166	2.212 ²⁰	1.4950 ²⁵	
8586	Pentafluoromethoxybenzene	Methyl pentafluorophenyl ether	C ₇ H ₂ F ₆ O	389-40-2	198.090	liq	-37	138.5	1.493 ²⁰	1.4087 ²⁰	
8587	Pentafluorophenol		C ₆ HF ₅ O	771-61-9	184.063		37.5	145.6		1.4263 ²⁰	
8588	1,1,1,2,2-Pentafluoropropane	Refrigerant 245cb	C ₃ H ₂ F ₅	1814-88-6	134.048	col gas		-17.4			
8589	2,2,3,3,3-Pentafluoro-1-propanol		C ₃ H ₂ F ₆ O	422-05-9	150.047			26 ²⁰			
8590	2,3,4,5,6-Pentafluorotoluene		C ₇ H ₂ F ₅	771-56-2	182.091	liq	-29.78	117.5	1.440 ²⁰	1.4016 ²⁵	
8591	1,1,2,4,4-Pentafluoro-3-(trifluoromethyl)-1,3-butadiene		C ₅ F ₈	384-04-3	212.041			39	1.527 ⁰	1.3000 ⁰	vs ace, bz, eth
8592	Pentagastrin		C ₃₇ H ₄₉ N ₇ O ₉ S	5534-95-2	767.892	col nd	230 dec				i H ₂ O, bz, EtOH, eth
8593	<i>trans</i> -3,3',4',5,7-Pentahydroxyflavanone, (±)	Taxifolin	C ₁₅ H ₁₂ O ₇	480-18-2	304.252		227 dec				s chl
8594	Pentamethonium bromide		C ₁₁ H ₂₈ Br ₂ N ₂	541-20-8	348.161		301				sl H ₂ O
8595	Pentamethylbenzene		C ₁₁ H ₁₆	700-12-9	148.245	pr (al)	54.5	232	0.917 ²⁰	1.527 ²⁰	i H ₂ O; vs EtOH, bz; s chl
8596	2,4,6,8,10-Pentamethylcyclopentasiloxane		C ₈ H ₂₀ O ₅ Si ₅	6166-86-5	300.638	liq	-108	169	0.9985 ²⁰	1.3912 ²⁰	
8597	2,2,4,6,6-Pentamethylheptane		C ₁₂ H ₂₆	13475-82-6	170.334	liq	-67	177.8	0.7463 ²⁰	1.4440 ²⁰	
8598	2,2,4,6,6-Pentamethyl-3-heptene		C ₁₂ H ₂₄	123-48-8	168.319	liq		180.5			
8599	2,2,3,3,4-Pentamethylpentane		C ₁₀ H ₂₂	16747-44-7	142.282	liq	-36.4	166.1	0.7767 ²⁵	1.4361 ²⁰	
8600	2,2,3,4,4-Pentamethylpentane		C ₁₀ H ₂₂	16747-45-8	142.282	liq	-38.7	159.3	0.7636 ²⁵	1.4307 ²⁰	
8601	Pentamethylphenol		C ₁₁ H ₁₆ O	2819-86-5	164.244	nd (al, peth, ace)	128	267			i H ₂ O; s EtOH
8602	1,2,2,6,6-Pentamethylpiperidine	Pempidine	C ₁₀ H ₂₁ N	79-55-0	155.281			147	0.8580 ⁰	1.4550 ²¹	
8603	Pentamethylsilanamine		C ₅ H ₁₅ NSi	2083-91-2	117.266			86	0.7400 ²⁰	1.4379 ²⁴	
8604	Pentanal	Valeraldehyde	C ₅ H ₁₀ O	110-62-3	86.132	liq	-91.5	103	0.8095 ²⁰	1.3944 ²⁰	sl H ₂ O; s EtOH, eth
8605	Pentanamide		C ₅ H ₁₁ NO	626-97-1	101.147	mcl pl (peth, al)	106	225	0.8735 ¹¹⁰	1.4183 ¹¹⁰	vs H ₂ O, EtOH, eth; sl chl
8606	3-Pentanamine		C ₅ H ₁₃ N	616-24-0	87.164			89	0.7487 ²⁰	1.4063 ²⁰	s EtOH; sl chl
8607	Pentane		C ₅ H ₁₂	109-66-0	72.149	liq	-129.67	36.06	0.6262 ²⁰	1.3575 ²⁰	sl H ₂ O; msc EtOH, eth, ace, bz, chl; s ctc
8608	Pentanedial	Glutaraldehyde	C ₅ H ₈ O ₂	111-30-8	100.117			dec 188			msc H ₂ O, EtOH; s bz
8609	1,5-Pentanediamine	Cadaverine	C ₅ H ₁₄ N ₂	462-94-2	102.178		11.83	179	0.873 ²⁵	1.463 ²⁰	s H ₂ O, EtOH; sl eth
8610	Pentanedinitrile	Glutaronitrile	C ₅ H ₆ N ₂	544-13-8	94.115	liq	-29	286	0.9911 ¹⁵	1.4295 ²⁰	vs EtOH, chl
8611	1,2-Pentanediol, (±)		C ₅ H ₁₂ O ₂	91049-43-3	104.148			209	0.9723 ²⁰	1.4397 ¹⁹	
8612	1,4-Pentanediol		C ₅ H ₁₂ O ₂	626-95-9	104.148			202; 125 ¹⁰	0.9883 ²⁰	1.4452 ²³	vs H ₂ O, EtOH, chl
8613	1,5-Pentanediol	Pentamethylene glycol	C ₅ H ₁₂ O ₂	111-29-5	104.148	liq	-18	239	0.9914 ²⁰	1.4494 ²⁰	s H ₂ O, EtOH; sl eth, bz
8614	2,3-Pentanediol		C ₅ H ₁₂ O ₂	42027-23-6	104.148			187.5; 100 ¹⁷	0.9798 ¹⁹	1.4412 ²⁵	s H ₂ O, EtOH; sl eth
8615	2,4-Pentanediol	2,4-Amylene glycol	C ₅ H ₁₂ O ₂	625-69-4	104.148			199; 97 ¹³	0.9635 ²⁰	1.4349 ²⁰	vs H ₂ O, EtOH



1,4-Pentadiene



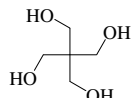
2,3-Pentadiene



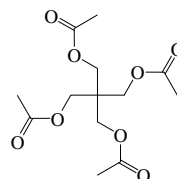
1,4-Pentadien-3-ol



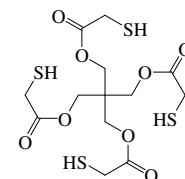
1,3-Pentadiyne



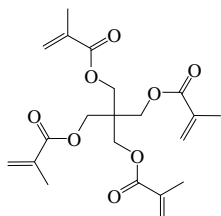
Pentaerythritol



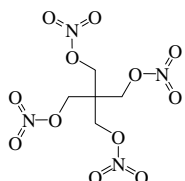
Pentaerythritol tetraacetate



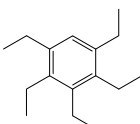
Pentaerythritol tetrakis(2-mercaptoacetate)



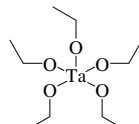
Pentaerythritol tetramethacrylate



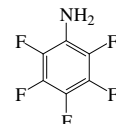
Pentaerythritol tetranitrate



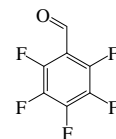
Pentaethylbenzene



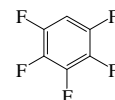
Pentaethyl tantalate



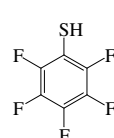
2,3,4,5,6-Pentafluoroaniline



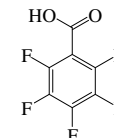
Pentafluorobenzaldehyde



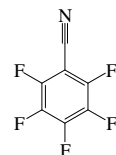
Pentafluorobenzene



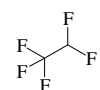
Pentafluorobenzenethiol



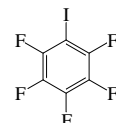
Pentafluorobenzoic acid



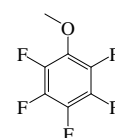
Pentafluorobenzonitrile



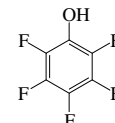
Pentafluoroethane



Pentafluoroiodobenzene



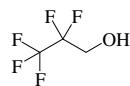
Pentafluoromethoxybenzene



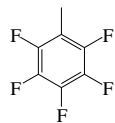
Pentafluorophenol



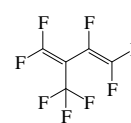
1,1,1,2,2-Pentafluoropropane



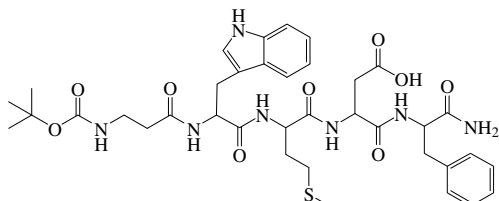
2,2,3,3,3-Pentafluoro-1-propanol



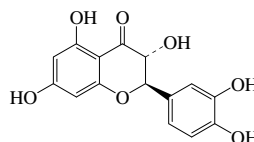
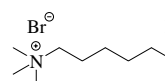
2,3,4,5,6-Pentafluorotoluene



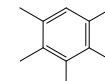
1,1,2,4,4-Pentafluoro-3-(trifluoromethyl)-1,3-butadiene



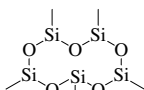
Pentagastrin

*trans*-3,3',4',5,7-Pentahydroxyflavanone, (±)

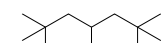
Pentamethonium bromide



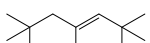
Pentamethylbenzene



2,4,6,8,10-Pentamethylcyclopentasiloxane



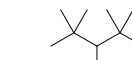
2,2,4,6,6-Pentamethylheptane



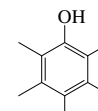
2,2,4,6,6-Pentamethyl-3-heptene



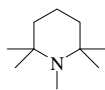
2,2,3,3,4-Pentamethylpentane



2,2,3,4,4-Pentamethylpentane



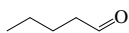
Pentamethylphenol



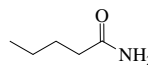
1,2,2,6,6-Pentamethylpiperidine



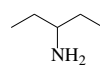
Pentamethylsilanamine



Pentanal



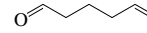
Pentanamide



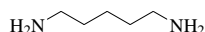
3-Pentanamine



Pentane



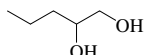
Pentanedial



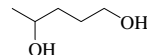
1,5-Pentanediamine



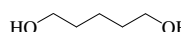
Pentanedinitrile



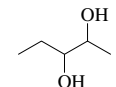
1,2-Pentandiol, (±)



1,4-Pentandiol



1,5-Pentandiol

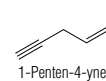
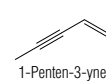
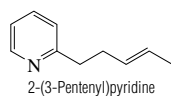
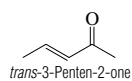
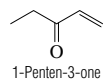
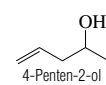
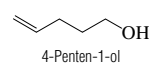
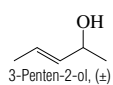
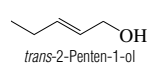
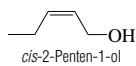
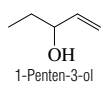
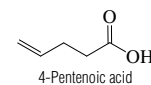
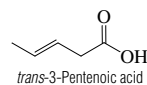
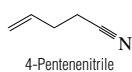
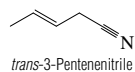
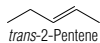
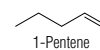
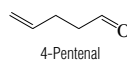
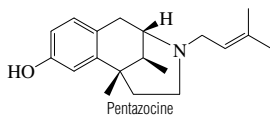
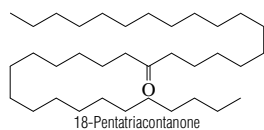
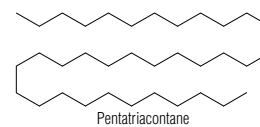
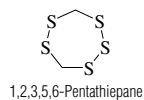
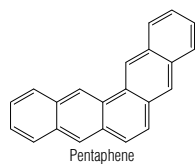
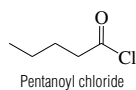
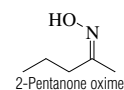
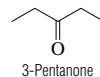
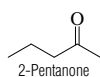
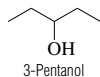
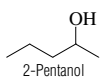
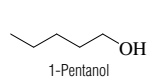
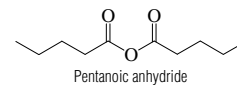
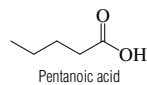
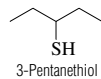
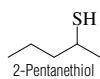
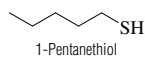
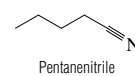
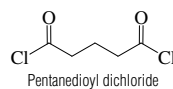
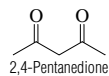
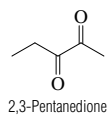
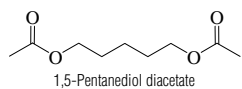


2,3-Pentandiol

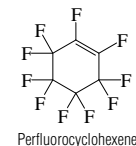
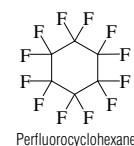
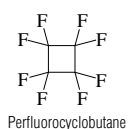
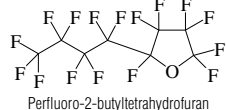
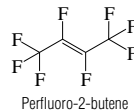
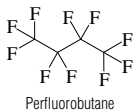
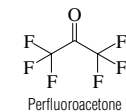
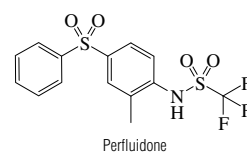
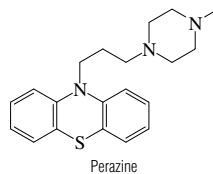
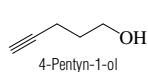
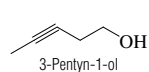
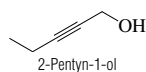
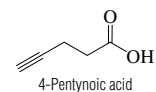
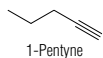
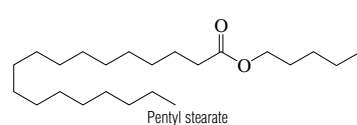
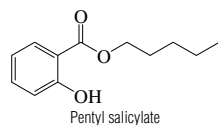
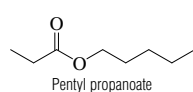
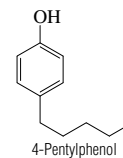
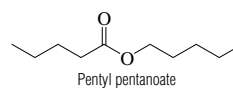
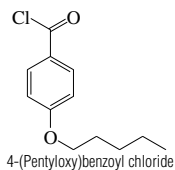
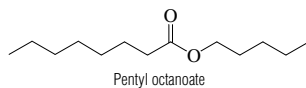
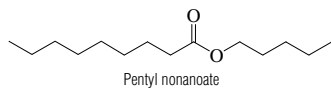
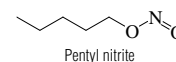
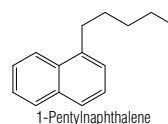
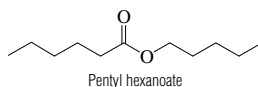
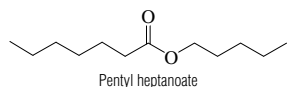
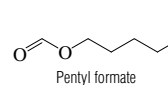
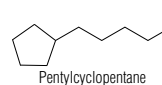
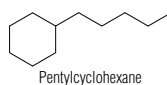
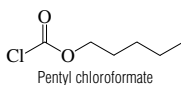
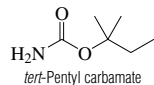
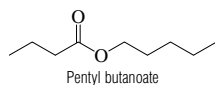
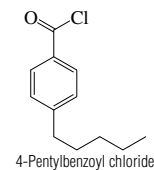
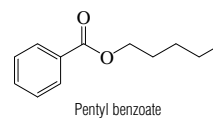
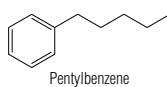
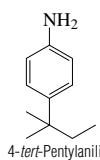
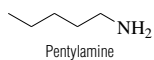
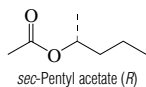
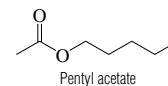
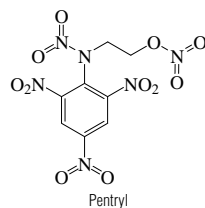
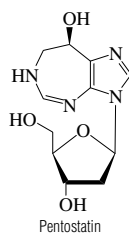
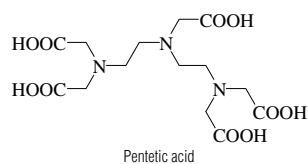
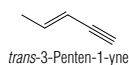
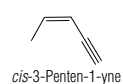


2,4-Pentandiol

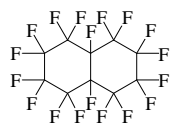
No.	Name	Synonym	Mol. Form.	CAS RN	Mol. Wt.	Physical Form	mp/°C	bp/°C	den/ g cm ⁻³	n _D	Solubility
8616	1,5-Pentanediol diacetate	Pentamethylene acetate	C ₉ H ₁₆ O ₄	6963-44-6	188.221		2	241; 123 ³	1.0296 ²⁰	1.4261 ¹⁹	
8617	2,3-Pentanedione	Acetylpropionyl	C ₅ H ₈ O ₂	600-14-6	100.117	dk ye liq		108	0.9565 ¹⁹	1.4014 ¹⁹	s H ₂ O; msc EtOH, eth, ace
8618	2,4-Pentanedione	Acetylacetone	C ₅ H ₈ O ₂	123-54-6	100.117	liq	-23	138	0.9721 ²⁵	1.4494 ²⁰	vs H ₂ O; msc EtOH, eth, ace, chl
8619	Pentanedioyl dichloride		C ₅ H ₆ Cl ₂ O ₂	2873-74-7	169.006			217	1.324 ²⁰	1.4728 ²⁰	s eth; sl chl
8620	Pentanenitrile	Valeronitrile	C ₅ H ₉ N	110-59-8	83.132	liq	-96.2	141.3	0.8008 ²⁰	1.3971 ²⁰	s eth, ace, bz; sl ctc
8621	1-Pentanethiol	Pentyl mercaptan	C ₅ H ₁₂ S	110-66-7	104.214	liq	-75.65	126.6	0.850 ²⁰	1.4469 ²⁰	i H ₂ O; msc EtOH, eth
8622	2-Pentanethiol	sec-Pentyl mercaptan	C ₅ H ₁₂ S	2084-19-7	104.214	liq	-169	112.9	0.8327 ²⁰	1.4412 ²⁰	s EtOH, liq
8623	3-Pentanethiol	3-Pentyl mercaptan	C ₅ H ₁₂ S	616-31-9	104.214	liq	-110.8	105	0.8410 ²⁰	1.4447 ²⁰	s EtOH; sl DMSO
8624	Pentanoic acid	Valeric acid	C ₅ H ₁₀ O ₂	109-52-4	102.132	liq	-33.6	186.1	0.9339 ²⁵	1.4085 ²⁰	s H ₂ O, EtOH, eth; sl ctc
8625	Pentanoic anhydride		C ₁₀ H ₁₆ O ₃	2082-59-9	186.248	liq	-56.1	227	0.924 ²⁰	1.4171 ²⁶	vs eth, EtOH
8626	1-Pentanol	Amyl alcohol	C ₅ H ₁₂ O	71-41-0	88.148	liq	-77.6	137.98	0.8144 ²⁰	1.4101 ²⁰	sl H ₂ O; msc EtOH, eth; s ace, chl
8627	2-Pentanol	sec-Amyl alcohol	C ₅ H ₁₂ O	6032-29-7	88.148	liq	-73	119.3	0.8094 ²⁰	1.4053 ²⁰	sl H ₂ O; s EtOH, eth, ctc, chl
8628	3-Pentanol	Diethyl carbinol	C ₅ H ₁₂ O	584-02-1	88.148	liq	-69	116.25	0.8203 ²⁰	1.4104 ²⁰	sl H ₂ O; s EtOH, eth, ace, ctc
8629	2-Pentanone	Methyl propyl ketone	C ₅ H ₁₀ O	107-87-9	86.132	liq	-76.8	102.26	0.809 ²⁰	1.3895 ²⁰	sl H ₂ O, ctc; msc EtOH, eth
8630	3-Pentanone	Diethyl ketone	C ₅ H ₁₀ O	96-22-0	86.132	liq	-39	101.7	0.8098 ²⁵	1.3905 ²⁵	s H ₂ O, ctc; msc EtOH, eth
8631	2-Pentanone oxime	Methyl propyl ketone oxime	C ₅ H ₁₁ NO	623-40-5	101.147			168	0.9095 ²⁰	1.4450 ²⁰	vs H ₂ O, eth, EtOH
8632	Pentanoyl chloride	Valeroyl chloride	C ₅ H ₉ ClO	638-29-9	120.577	liq	-110	109	1.0155 ¹⁵	1.4200 ²⁰	
8633	Pentaphene	2,3,6,7-Dibenzphenanthrene	C ₂₂ H ₁₄	222-93-5	278.346	ye grn lf(xyl)	257				i H ₂ O; sl EtOH, xyl, eth; s bz
8634	1,2,3,5,6-Pentathiepane	Lenthionine	C ₂ H ₂ S ₅	292-46-6	188.378		60.5				
8635	Pentatriacontane		C ₃₅ H ₇₂	630-07-9	492.947	cry (al)	74.6	490	0.8157 ²⁰	1.4568 ²⁰	i H ₂ O; sl eth; s ace
8636	18-Pentatriacontanone		C ₃₅ H ₇₀ O	504-53-0	506.930	lf (lig)	89.0	270 ^{0.1}	0.793 ⁹⁵		i H ₂ O; sl EtOH, eth, ace, bz, lig, chl
8637	Pentazocine		C ₁₉ H ₂₇ NO	359-83-1	285.423	cry (MeOH aq)	147				
8638	4-Pentalenal		C ₈ H ₈ O	2100-17-6	84.117			99	0.852 ²⁰	1.4191 ²⁰	i H ₂ O; s eth, ace
8639	1-Pentene	α-Amylene	C ₅ H ₁₀	109-67-1	70.133	vol liq or gas	-165.12	29.96	0.6405 ²⁰	1.3715 ²⁰	i H ₂ O; msc EtOH, eth; s bz; sl ctc
8640	cis-2-Pentene	cis-β-Amylene	C ₅ H ₁₀	627-20-3	70.133	liq	-151.36	36.93	0.6556 ²⁰	1.3830 ²⁰	i H ₂ O; msc EtOH, eth; s bz, dil sulf
8641	trans-2-Pentene	trans-β-Amylene	C ₅ H ₁₀	646-04-8	70.133	liq	-140.21	36.34	0.6431 ²⁵	1.3793 ²⁰	i H ₂ O; msc EtOH, eth; s bz; vs dil sulf
8642	trans-3-Pentenenitrile		C ₅ H ₉ N	16529-66-1	81.117	liq		144	0.837	1.4220 ²⁰	
8643	4-Pentenenitrile		C ₅ H ₉ N	592-51-8	81.117			140	0.8239 ²⁴	1.4213 ¹⁴	i H ₂ O; msc EtOH, eth
8644	trans-3-Pentenoic acid		C ₅ H ₈ O ₂	1617-32-9	100.117			193.2	0.989 ¹⁹		
8645	4-Pentenoic acid	Allylacetic acid	C ₅ H ₈ O ₂	591-80-0	100.117	liq	-22.5	188.5	0.9809 ²⁰	1.4281 ²⁰	sl H ₂ O; vs EtOH, eth
8646	1-Penten-3-ol		C ₅ H ₁₀ O	616-25-1	86.132			115	0.839 ²⁰	1.4239 ²⁰	sl H ₂ O; msc EtOH, eth
8647	cis-2-Penten-1-ol		C ₅ H ₁₀ O	1576-95-0	86.132			138	0.8529 ²⁰	1.4354 ²⁰	s EtOH, eth, ace
8648	trans-2-Penten-1-ol		C ₅ H ₁₀ O	1576-96-1	86.132			138	0.8471 ²⁰	1.4341 ²⁰	s EtOH, eth, ace
8649	3-Penten-2-ol, (±)		C ₅ H ₁₀ O	42569-16-4	86.132			121.6, 65 ⁷⁰	0.8328 ²⁵	1.4280 ²⁰	vs ace, eth, EtOH
8650	4-Penten-1-ol		C ₅ H ₁₀ O	821-09-0	86.132			141	0.8457 ²⁰	1.4309 ²⁰	sl H ₂ O, ctc; s eth
8651	4-Penten-2-ol		C ₅ H ₁₀ O	625-31-0	86.132			116	0.8367 ²⁰	1.4225 ²⁰	vs H ₂ O; msc EtOH, eth
8652	1-Penten-3-one	Ethyl vinyl ketone	C ₅ H ₈ O	1629-58-9	84.117			103; 44 ⁹⁰	0.8468 ²⁰	1.4195 ²⁰	i H ₂ O; s EtOH, eth, ace, bz, chl
8653	trans-3-Penten-2-one		C ₅ H ₈ O	3102-33-8	84.117			122	0.8624 ²⁰	1.4350 ²⁰	s H ₂ O, eth, ace, ctc
8654	2-(3-Pentenyl)pyridine		C ₁₀ H ₁₃ N	2057-43-4	147.217			216; 93 ¹²	0.9234 ²⁵	1.5076 ²⁵	
8655	1-Penten-3-yne	Methylvinylacetylene	C ₅ H ₆	646-05-9	66.102			59.5	0.7401 ²⁰	1.4496 ²⁰	vs bz, eth
8656	1-Penten-4-yne		C ₅ H ₆	871-28-3	66.102			42.5	0.738 ¹⁶	1.4125 ¹⁶	i H ₂ O; s eth, bz



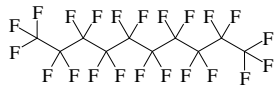
No.	Name	Synonym	Mol. Form.	CAS RN	Mol. Wt.	Physical Form	mp/°C	bp/°C	den/ g cm ⁻³	n _D	Solubility
8657	<i>cis</i> -3-Penten-1-yne		C ₅ H ₆	1574-40-9	66.102			44.6			
8658	<i>trans</i> -3-Penten-1-yne		C ₅ H ₆	2004-69-5	66.102			52.2			
8659	Pentetic acid	Diethylenetriaminepentaacetic acid	C ₁₄ H ₂₃ N ₃ O ₁₀	67-43-6	393.347	cry (w)	219				s H ₂ O, alk
8660	Pentostatin		C ₁₁ H ₁₆ N ₄ O ₄	53910-25-1	268.270	wh cry (MeOH aq)	222				
8661	Pentryl	2-(<i>N</i> ,2,4,6-Tetranitroanilino) ethanol	C ₈ H ₆ N ₆ O ₁₁	4481-55-4	362.167	wh-ye cry	129		1.82		i H ₂ O, ctc; s chl; vs eth, bz
8662	Pentyl acetate	Amyl acetate	C ₇ H ₁₄ O ₂	628-63-7	130.185	liq	-70.8	149.2	0.8756 ²⁰	1.4023 ²⁰	sl H ₂ O; msc EtOH, eth; s ctc
8663	<i>sec</i> -Pentyl acetate (<i>R</i>)	<i>sec</i> -Amyl acetate (<i>R</i>)	C ₇ H ₁₄ O ₂	54638-10-7	130.185			142	0.8803 ¹⁸	1.4012 ²⁰	vs eth, EtOH
8664	Pentylamine	Amylamine	C ₆ H ₁₃ N	110-58-7	87.164	liq	-55	104.3	0.7544 ²⁰	1.448 ²⁰	msc H ₂ O, EtOH, eth; vs ace, bz; sl chl
8665	4- <i>tert</i> -Pentylaniline		C ₁₁ H ₁₇ N	2049-92-5	163.260			260.5			
8666	Pentylbenzene	Amylbenzene	C ₁₁ H ₁₆	538-68-1	148.245	liq	-75	205.4	0.8585 ²⁰	1.4878 ²⁰	i H ₂ O; msc EtOH, eth, ace, bz, peth, ctc
8667	Pentyl benzoate		C ₁₂ H ₁₆ O ₂	2049-96-9	192.254			137 ¹⁵			
8668	4-Pentylbenzoyl chloride		C ₁₂ H ₁₅ ClO	49763-65-7	210.699			144 ¹⁰ , 121 ⁸	1.036 ²⁵	1.5300 ²⁰	
8669	Pentyl butanoate	Amyl butyrate	C ₉ H ₁₈ O ₂	540-18-1	158.238	liq	-73.2	186.4	0.8713 ¹⁵	1.4123 ²⁰	i H ₂ O; vs EtOH, eth
8670	<i>tert</i> -Pentyl carbamate	<i>tert</i> -Amyl carbamate	C ₆ H ₁₃ NO ₂	590-60-3	131.173	nd (dil al)	86				vs ace, bz
8671	Pentyl chloroformate		C ₆ H ₁₁ ClO ₂	638-41-5	150.603			61 ¹⁵		1.4181 ¹⁸	s eth
8672	Pentylcyclohexane		C ₁₁ H ₂₂	4292-92-6	154.293	liq	-57.5	203.7	0.8037 ²⁰	1.4437 ²⁰	vs ace, bz, eth, EtOH
8673	Pentylcyclopentane		C ₁₀ H ₂₀	3741-00-2	140.266	liq	-83	180	0.7912 ²⁰	1.4356 ²⁰	i H ₂ O; vs ace, bz, eth, EtOH
8674	Pentyl formate	Amyl formate	C ₆ H ₁₂ O ₂	638-49-3	116.158	liq	-73.5	130.4	0.8853 ²⁰	1.3992 ²⁰	sl H ₂ O; msc EtOH, eth
8675	Pentyl heptanoate	Amyl enanthate	C ₁₂ H ₂₄ O ₂	7493-82-5	200.318	liq	-50	245.4	0.8623 ²⁰	1.4263 ¹⁵	vs ace, bz, eth, EtOH
8676	Pentyl hexanoate	Amyl caproate	C ₁₁ H ₂₂ O ₂	540-07-8	186.292	liq	-47	226	0.8612 ²⁵	1.4202 ²⁵	s EtOH, eth, ace; sl ctc
8677	1-Pentyl-naphthalene		C ₁₅ H ₁₈	86-89-5	198.304	liq	-22	307	0.9656 ²⁰	1.5725 ²⁰	
8678	Pentyl nitrite	Amyl nitrite	C ₅ H ₁₁ NO ₂	463-04-7	117.147			104.5	0.8817 ²⁰	1.3851 ²⁰	sl H ₂ O; msc EtOH, eth
8679	Pentyl nonanoate	Pentyl pelargonate	C ₁₄ H ₂₈ O ₂	61531-45-1	228.371		-27	131 ²⁰	0.8506 ²⁵	1.4318 ²⁰	
8680	Pentyl octanoate	Amyl octanoate	C ₁₃ H ₂₆ O ₂	638-25-5	214.344	liq	-34.8	260.2	0.8613 ²⁰	1.4262 ²⁵	i H ₂ O; s EtOH, eth, ace
8681	4-(Pentyl-oxo)benzoyl chloride		C ₁₂ H ₁₅ ClO ₂	36823-84-4	226.699			198 ³⁰ , 182 ²⁵	1.087 ²⁵	1.5434 ²⁰	
8682	Pentyl pentanoate		C ₁₀ H ₂₀ O ₂	2173-56-0	172.265	liq	-78.8	203.7	0.8638 ²⁰	1.4164 ²⁰	sl H ₂ O; msc EtOH, eth
8683	4-Pentylphenol		C ₁₁ H ₁₆ O	14938-35-3	164.244		23	250.5	0.960 ²⁰	1.5272 ²⁵	vs eth, EtOH
8684	Pentyl propanoate		C ₈ H ₁₆ O ₂	624-54-4	144.212	liq	-73.1	168.6	0.8761 ²⁵	1.4096 ¹⁵	i H ₂ O; msc EtOH, eth; s bz; sl ctc
8685	Pentyl salicylate		C ₁₂ H ₁₆ O ₃	2050-08-0	208.253			270	1.064 ¹⁵	1.506 ²⁰	sl H ₂ O; msc EtOH, eth
8686	Pentyl stearate		C ₂₃ H ₄₆ O ₂	6382-13-4	354.610	pl	30			1.4342 ²⁰	vs eth, EtOH
8687	1-Pentyne	Propylacetylene	C ₅ H ₈	627-19-0	68.118	liq	-90	40.1	0.6901 ²⁰	1.3852 ²⁰	i H ₂ O; vs EtOH; msc eth; s bz, chl; sl ctc
8688	2-Pentyne		C ₅ H ₈	627-21-4	68.118	liq	-109.3	56.1	0.7058 ²⁵	1.4039 ²⁰	i H ₂ O; vs EtOH; msc eth; s bz, chl
8689	4-Pentynoic acid	Propargylacetic acid	C ₅ H ₆ O ₂	6089-09-4	98.101		57.7	110 ³⁰ , 102 ¹⁷			vs eth, EtOH
8690	2-Pentyn-1-ol		C ₅ H ₈ O	6261-22-9	84.117	liq	-49.7	154; 61 ¹⁵	0.909 ²⁰	1.4518 ¹⁷	
8691	3-Pentyn-1-ol		C ₅ H ₈ O	10229-10-4	84.117			154	0.9002 ²⁰	1.4454 ²⁰	
8692	4-Pentyn-1-ol		C ₅ H ₈ O	5390-04-5	84.117			154	0.913 ²⁰	1.4414 ²⁰	
8693	Perazine	10-[3-(4-Methyl-1-piperazinyl)propyl]-10 <i>H</i> -phenothiazine	C ₂₀ H ₂₈ N ₃ S	84-97-9	339.498	cry	52	165 ⁰⁰¹			
8694	Perfluidone		C ₁₄ H ₁₂ F ₃ NO ₄ S ₂	37924-13-3	379.375		143				
8695	Perfluoroacetone	Hexafluoroacetone	C ₃ F ₆ O	684-16-2	166.021	col gas	-125.45	-27.4			
8696	Perfluorobutane	Decafluorobutane	C ₄ F ₁₀	355-25-9	238.027	col gas	-129.1	-1.9	1.6484 ²⁵		s bz, chl
8697	Perfluoro-2-butene		C ₄ F ₈	360-89-4	200.030	col gas	-129	1.5	1.5297 ²⁵		
8698	Perfluoro-2-butyltetrahydrofuran		C ₈ F ₁₆ O	335-36-4	416.059			102.6			
8699	Perfluorocyclobutane	Octafluorocyclobutane	C ₄ F ₈	115-25-3	200.030	col gas	-40.19	-5.9	1.500 ²⁵ (p>1 atm)		i H ₂ O; s eth
8700	Perfluorocyclohexane		C ₆ F ₁₂	355-68-0	300.045		62.5 (triple point)	52.8 sp			
8701	Perfluorocyclohexene		C ₆ F ₁₀	355-75-9	262.048			52.0	1.6650 ²⁵	1.293 ²⁰	



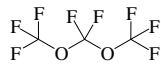
No.	Name	Synonym	Mol. Form.	CAS RN	Mol. Wt.	Physical Form	mp/°C	bp/°C	den/ g cm ⁻³	n _D	Solubility
8702	Perfluorodecalin		C ₁₀ F ₁₈	306-94-5	462.078	liq	-10	142.02	1.9305 ²⁵		
8703	Perfluorodecane		C ₁₀ F ₂₂	307-45-9	538.072			144.2			i H ₂ O
8704	Perfluorodimethoxymethane		C ₂ F ₈ O ₂	53772-78-4	220.018	col gas	-161	-10			
8705	Perfluoro-2,3-dimethylbutane		C ₆ F ₁₄	354-96-1	338.042	liq	-15	59.8			
8706	Perfluoroethyl ethyl ether		C ₄ H ₂ F ₈ O	22052-81-9	164.074	vol liq or gas		28.11			
8707	Perfluoroethyl 2,2,2-trifluoroethyl ether		C ₄ H ₂ F ₈ O	156053-88-2	218.045	vol liq or gas		27.89			
8708	Perfluoroheptane		C ₇ F ₁₆	335-57-9	388.049	liq	-51.2	82.5	1.7333 ²⁰	1.2618 ²⁰	i H ₂ O; vs ace, eth, EtOH, chl
8709	Perfluoro-1-heptene		C ₇ F ₁₄	355-63-5	350.053			81.0			
8710	Perfluorohexane		C ₆ F ₁₄	355-42-0	338.042	liq	-88.2	57.14	1.6910 ²⁰	1.2515 ²⁰	i H ₂ O; s eth, bz, chl
8711	Perfluoro-1-hexene		C ₆ F ₁₂	755-25-9	300.045			57.0			vs chl
8712	Perfluoroisobutane		C ₄ F ₁₀	354-92-7	238.027	col gas		0			
8713	Perfluoroisobutene	Perfluoroisobutylene	C ₄ F ₈	382-21-8	200.030	col gas	-130	7	1.5922 ⁹		
8714	Perfluoroisopropyl methyl ether		C ₇ H ₂ F ₇ O	22052-84-2	200.055	vol liq or gas		29.34	1.4205 ²⁰		
8715	Perfluoromethylcyclohexane		C ₇ F ₁₄	355-02-2	350.053	liq	-44.7	76.3	1.7878 ²⁵	1.2851 ⁷	s ace, bz, ctc, tol, AcOEt
8716	Perfluoro-2-methylpentane		C ₆ F ₁₄	355-04-4	338.042			57.6	1.7326 ²⁰	1.2564 ²²	i H ₂ O; s bz
8717	Perfluoro-3-methylpentane		C ₆ F ₁₄	865-71-4	338.042	liq	-115	58.4			s bz
8718	Perfluoronaphthalene		C ₁₀ F ₈	313-72-4	272.094		87.5	209			
8719	Perfluorononane		C ₉ F ₂₀	375-96-2	488.064			117.61	1.8001 ²⁵		
8720	Perfluorooctane		C ₈ F ₁₈	307-34-6	438.057			105.9	1.73 ²⁰	1.282 ²⁰	i H ₂ O
8721	Perfluorooctylsulfonyl fluoride		C ₈ F ₁₈ O ₂ S	307-35-7	502.121	liq		154			
8722	Perfluorooxetane		C ₃ F ₆ O	425-82-1	166.021	col gas	-117	-28.4			
8723	Perfluoropentane		C ₅ F ₁₂	678-26-2	288.035	vol liq or gas	-10	29.2			i H ₂ O
8724	Perfluoropropane		C ₃ F ₈	76-19-7	188.019	col gas	-147.70	-36.6			i H ₂ O
8725	Perfluoropropene		C ₃ F ₆	116-15-4	150.022	col gas	-156.5	-29.6		1.583 ⁻⁴⁰	i H ₂ O
8726	Perfluoropropyl methyl ether		C ₄ H ₂ F ₇ O	375-03-1	200.055			34.23	1.4092 ²⁰		
8727	Perfluoropyridine	Pentafluoropyridine	C ₅ F ₅ N	700-16-3	169.053			83.7			
8728	Perfluorotoluene		C ₇ F ₈	434-64-0	236.062	liq	-65.49	103.55	1.6616 ²⁵	1.3670 ²⁰	
8729	Perfluorotripropylamine		C ₉ F ₂₁ N	338-83-0	521.069			130	1.822 ⁴	1.279 ²⁵	
8730	1 <i>H</i> -Perimidine		C ₁₁ H ₆ N ₂	204-02-4	168.195	grn cry (dil al)	223.0				i H ₂ O; s EtOH, eth, ace, bz; sl DMSO
8731	Permethrin		C ₂₁ H ₂₀ Cl ₂ O ₃	52645-53-1	391.288	cry or ye liq	34	200 ^{0.01}	1.23 ²⁰		i H ₂ O; s os
8732	Peroxyacetic acid	Ethaneperoxy acid	C ₂ H ₄ O ₃	79-21-0	76.051	liq	-0.2	110	1.226 ¹⁵	1.3974 ²⁰	vs H ₂ O, eth, sulf; s EtOH
8733	Peroxypropanoic acid	Propaneperoxy acid	C ₃ H ₄ O ₃	4212-43-5	90.078			exp 119.7		1.4148 ¹⁵	
8734	Perphenazine		C ₂₁ H ₂₆ ClN ₃ OS	58-39-9	403.968		97				
8735	Perthane	Ethane, 1,1-dichloro-2,2-bis(<i>p</i> -ethylphenyl)-	C ₁₈ H ₂₀ Cl ₂	72-56-0	307.258		56				
8736	Perylene	Dibenz[de,kl]anthracene	C ₂₀ H ₁₂	198-55-0	252.309	gold-br, ye pl (bz, HOAc)	277.76		1.35 ²⁵		i H ₂ O; sl EtOH, eth; vs ace, chl; s bz
8737	Peucedanin	3-Methoxy-2-isopropyl-7 <i>H</i> -furo[3,2- <i>g</i>][1]benzopyran-7-one	C ₁₅ H ₁₄ O ₄	133-26-6	258.270	pr or pl (bz-peth)	85	278 ¹⁷			sl H ₂ O, bz; s EtOH, eth; vs chl, CS ₂
8738	Phalloidin		C ₃₅ H ₄₈ N ₈ O ₁₁ S	17466-45-4	788.868	nd (w)	281 (hyd)				s EtOH, MeOH, py
8739	Phalloin		C ₃₅ H ₄₈ N ₈ O ₁₀ S	28227-92-1	772.869	cry (w)	250 dec				
8740	α-Phellandrene	2-Methyl-5-(1-methylethyl)-1,3-cyclohexadiene	C ₁₀ H ₁₆	99-83-2	136.234		238	174.9	0.8410 ²⁰	1.471 ²⁵	i H ₂ O; s eth
8741	β-Phellandrene	<i>p</i> -Mentha-1(7),2-diene	C ₁₀ H ₁₆	555-10-2	136.234			171.5	0.8520 ²⁰	1.4788 ²⁰	i H ₂ O, EtOH; s eth
8742	9-Phenanthrenamine		C ₁₄ H ₁₁ N	947-73-9	193.244	lt ye cry (al)	138.3	sub			sl eth, bz, chl
8743	Phenanthrene		C ₁₄ H ₁₀	85-01-8	178.229	mcl pl (al), lf (sub)	99.24	340	0.9800 ⁴	1.5943	i H ₂ O; s EtOH, eth, ace, bz, CS ₂
8744	9,10-Phenanthrene-dione	Phenanthrenequinone	C ₁₄ H ₈ O ₂	84-11-7	208.213	oran nd (to) oran-red pl (sub)	209		1.405 ²²		i H ₂ O; sl EtOH, bz; s eth
8745	Phenanthridine		C ₁₃ H ₉ N	229-87-8	179.217	nd (dil al)	107.4	348.9			sl H ₂ O; vs EtOH, eth, bz, CS ₂ ; s ace
8746	1,7-Phenanthroline		C ₁₂ H ₈ N ₂	230-46-6	180.205	pl (anh), nd (w+2)	78	360			s H ₂ O; vs EtOH; i eth, bz, lig
8747	1,10-Phenanthroline	<i>o</i> -Phenanthroline	C ₁₂ H ₈ N ₂	66-71-7	180.205	wh nd (bz) cry (w+1)	117	>300			vs H ₂ O; s EtOH, ace, bz; i peth
8748	4,7-Phenanthroline		C ₁₂ H ₈ N ₂	230-07-9	180.205	nd (w)	177	sub 100			s H ₂ O, lig; vs EtOH; sl eth, bz, CS ₂



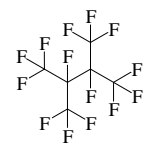
Perfluorodecalin



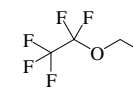
Perfluorodecane



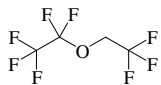
Perfluorodimethoxymethane



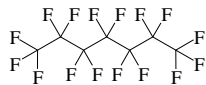
Perfluoro-2,3-dimethylbutane



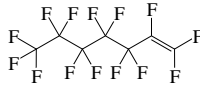
Perfluoroethyl ethyl ether



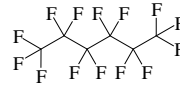
Perfluoroethyl 2,2,2-trifluoroethyl ether



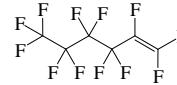
Perfluoroheptane



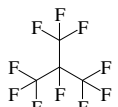
Perfluoro-1-heptene



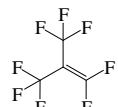
Perfluorohexane



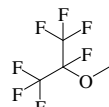
Perfluoro-1-hexene



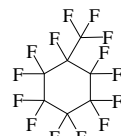
Perfluoroisobutane



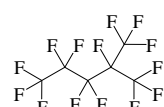
Perfluoroisobutene



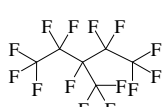
Perfluoroisopropyl methyl ether



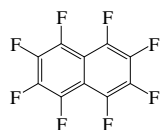
Perfluoromethylcyclohexane



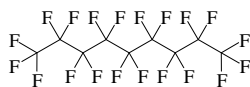
Perfluoro-2-methylpentane



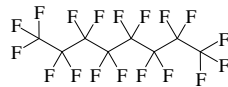
Perfluoro-3-methylpentane



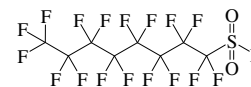
Perfluoronaphthalene



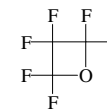
Perfluorononane



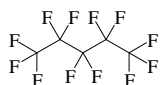
Perfluorooctane



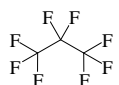
Perfluorooctylsulfonyl fluoride



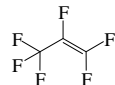
Perfluorooxetane



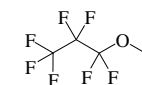
Perfluoropentane



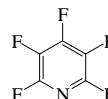
Perfluoropropane



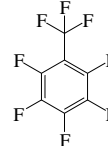
Perfluoropropene



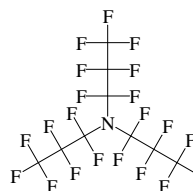
Perfluoropropyl methyl ether



Perfluoropyridine



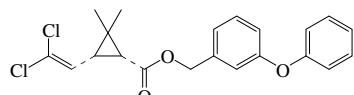
Perfluorotoluene



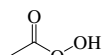
Perfluorotripropylamine



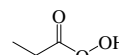
1H-Perimidine



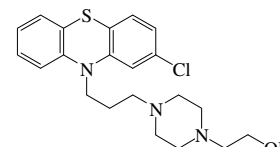
Permethrin



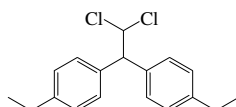
Peroxyacetic acid



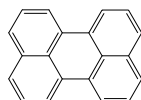
Peroxypropanoic acid



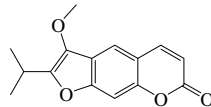
Perphenazine



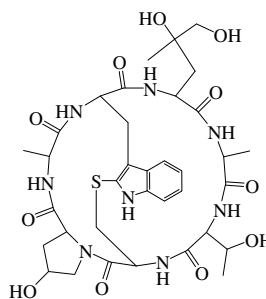
Perthane



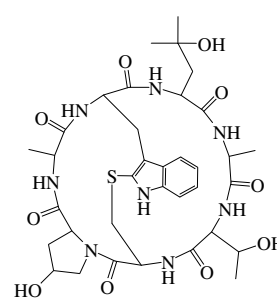
Perylene



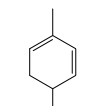
Peucedanin



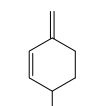
Phalloidin



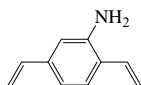
Phalloin



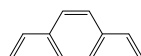
α-Phellandrene



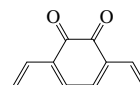
β-Phellandrene



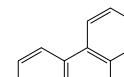
9-Phenanthrenamine



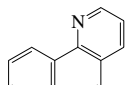
Phenanthrene



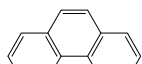
9,10-Phenanthrene-9,10-dione



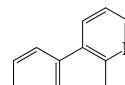
Phenanthridine



1,7-Phenanthroline

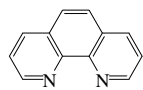


1,10-Phenanthroline

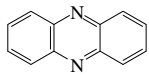


4,7-Phenanthroline

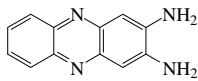
No.	Name	Synonym	Mol. Form.	CAS RN	Mol. Wt.	Physical Form	mp/°C	bp/°C	den/ g cm ⁻³	n _D	Solubility
8749	1,10-Phenanthroline monohydrate	<i>o</i> -Phenanthroline monohydrate	C ₁₂ H ₁₀ N ₂ O	5144-89-8	198.219	wh cry pow	93				s EtOH, ace; sl bz
8750	Phenazine	Dibenzopyrazine	C ₁₂ H ₈ N ₂	92-82-0	180.205	ye-red nd (HOAc)	176.5				sl H ₂ O, eth; s bz, EtOH
8751	2,3-Phenazinediamine	2,3-Diaminophenazine	C ₁₂ H ₁₀ N ₄	655-86-7	210.234	ye nd	264	sub			vs bz, EtOH
8752	1-Phenazinol	Hemipycocyanine	C ₁₂ H ₈ N ₂ O	528-71-2	196.204	ye nd (bz, dil MeOH)	158	sub			sl H ₂ O, EtOH; s bz, py, dil alk
8753	Phenazopyridine	2,6-Diamino-3-phenylazopyridine	C ₁₁ H ₁₁ N ₃	94-78-0	213.239	red cry	139				
8754	Phenazopyridine hydrochloride	3-(Phenylazo)-2,6-pyridinediamine, monohydrochloride	C ₁₁ H ₁₂ ClN ₃	136-40-3	249.700	ye-red cry					sl H ₂ O, EtOH; i bz, ace; s HOAc
8755	Phencarbamide		C ₁₉ H ₂₄ N ₂ OS	3735-90-8	328.471		48.5	121 ^{0.01}			vs eth, chl, MeOH, peth
8756	Phendimetrazine	3,4-Dimethyl-2-phenylmorpholine	C ₁₂ H ₁₇ NO	634-03-7	191.269			134 ¹² , 78 ^{0.35}			
8757	Phenethicillin potassium		C ₁₇ H ₁₈ KN ₂ O ₆ S	132-93-4	402.506	cry (ace)	235				s H ₂ O
8758	Phenicin		C ₁₄ H ₁₀ O ₆	128-68-7	274.225	ye-br (al)	230.5				sl H ₂ O; vs EtOH, chl, HOAc
8759	Phenindamine		C ₁₉ H ₁₉ N	82-88-2	261.361	cry	91		1.17		
8760	Phenmedipham		C ₁₈ H ₁₆ N ₂ O ₄	13684-63-4	300.309		143				
8761	Phenobarbital	5-Ethyl-5-phenyl-2,4,6-(1 <i>H</i> ,3 <i>H</i> ,5 <i>H</i>)-pyrimidinetrione	C ₁₂ H ₁₂ N ₂ O ₃	50-06-6	232.234	pl (w)	174				i H ₂ O, bz; s EtOH, eth; sl DMSO
8762	Phenol	Hydroxybenzene	C ₆ H ₆ O	108-95-2	94.111		40.89	181.87	1.0545 ⁴⁵	1.5408 ⁴¹	s H ₂ O, EtOH; vs eth; msc ace, bz
8763	Phenolphthalein	3,3-Bis(4-hydroxyphenyl)-1(3 <i>H</i>)-isobenzofuranone	C ₂₀ H ₁₄ O ₄	77-09-8	318.323	wh orth nd	262.5		1.277 ³²		i H ₂ O, bz; vs EtOH, ace; s eth, chl
8764	Phenolphthalin	2-[Bis(4-hydroxyphenyl)methyl] benzoic acid	C ₂₀ H ₁₆ O ₄	81-90-3	320.339	nd (w)	230.5				vs eth, EtOH
8765	Phenolphthalol		C ₂₀ H ₁₆ O ₃	81-92-5	306.355	cry (dil al)	201.5				
8766	Phenol Red	Phenolsulfonphthalein	C ₁₉ H ₁₄ O ₃ S	143-74-8	354.376	dk red nd or pl	>300				sl H ₂ O, EtOH, ace, bz; i eth, chl
8767	10 <i>H</i> -Phenothiazine	Thiodiphenylamine	C ₁₂ H ₉ NS	92-84-2	199.271	ye pr (al) ye lf or pl (tol)	187.5	371			vs ace, bz, eth, EtOH
8768	Phenothrin		C ₂₃ H ₂₆ O ₃	26002-80-2	350.450	col liq			1.061 ²⁵	1.5483 ²⁵	i H ₂ O; s ace, xyl
8769	10 <i>H</i> -Phenoxazine		C ₁₂ H ₉ NO	135-67-1	183.205	lf (dil al, bz)	156	dec			vs bz, eth, EtOH
8770	Phenoxyacetic acid		C ₈ H ₈ O ₃	122-59-8	152.148	nd or pl (w)	98.5	dec 285			s H ₂ O; vs EtOH, eth, bz, CS ₂
8771	Phenoxyacetyl chloride		C ₉ H ₇ ClO ₂	701-99-5	170.594			225.5			s eth
8772	Phenoxyacetylene		C ₈ H ₆ O	4279-76-9	118.133		-36	61 ²⁵	1.0614 ²⁰	1.5125 ²⁰	vs eth, EtOH
8773	2-Phenoxyaniline		C ₁₂ H ₁₁ NO	2688-84-8	185.221	cry (lig)	45.8	308; 172 ¹⁴			s EtOH; s eth, ace, bz
8774	3-Phenoxyaniline		C ₁₂ H ₁₁ NO	3586-12-7	185.221	pr (lig)	37	315; 180 ¹⁰	1.1583 ²⁵		s EtOH, eth, ace, bz; sl lig
8775	4-Phenoxyaniline		C ₁₂ H ₁₁ NO	139-59-3	185.221	nd (w), cry (dil al)	85.5				s H ₂ O; vs EtOH, eth; sl lig
8776	3-Phenoxybenzaldehyde		C ₁₃ H ₁₀ O ₂	39515-51-0	198.217		14.0	169 ¹¹ , 140 ^{0.1}	1.147 ²⁵	1.5954 ²⁰	
8777	Phenoxybenzamine		C ₁₈ H ₂₂ ClNO	59-96-1	303.827		39				s bz
8778	Phenoxybenzamine hydrochloride		C ₁₈ H ₂₃ Cl ₂ NO	63-92-3	340.288		139				sl H ₂ O; s EtOH
8779	2-Phenoxybenzoic acid		C ₁₃ H ₁₀ O ₃	2243-42-7	214.216	lf (dil al)	113	355	1.1553 ⁵⁰		i H ₂ O; vs EtOH, eth; s chl
8780	3-Phenoxybenzoic acid		C ₁₃ H ₁₀ O ₃	3739-38-6	214.216	nd (aq al)	145.8				i H ₂ O; s EtOH, eth
8781	4-Phenoxybenzoic acid		C ₁₃ H ₁₀ O ₃	2215-77-2	214.216	pr (chl)	161				sl H ₂ O; s EtOH, eth, chl
8782	2-Phenoxyethanol		C ₈ H ₁₀ O ₂	122-99-6	138.164	oil	14	245	1.102 ²²	1.534 ²⁰	i H ₂ O; s EtOH, eth, chl, alk
8783	2-Phenoxyethyl acrylate	Phenyl Cellosolve acrylate	C ₁₁ H ₁₂ O ₃	48145-04-6	192.211			110 ²	1.090 ²⁵		vs ace, eth, chl
8784	2-Phenoxyethyl butanoate		C ₁₂ H ₁₆ O ₃	23511-70-8	208.253			251; 88 ²	1.0388 ²¹		vs ace, eth, EtOH
8785	3-Phenoxyphenol		C ₁₂ H ₁₀ O ₂	713-68-8	186.206			175 ⁷			
8786	4-Phenoxyphenol		C ₁₂ H ₁₀ O ₂	831-82-3	186.206		84.0				
8787	2-(3-Phenoxyphenyl)propanoic acid, (±)	Fenoprofen	C ₁₅ H ₁₄ O ₃	31879-05-7	242.270	visc oil		170 ¹¹		1.5742 ²⁵	
8788	3-Phenoxy-1,2-propanediol	Phenylglyceryl ether	C ₉ H ₁₂ O ₃	538-43-2	168.189	nd (eth, peth)	67.5	200 ²²	1.225 ²⁰		vs H ₂ O, bz, eth, EtOH
8789	2-Phenoxypropanoic acid		C ₉ H ₁₀ O ₃	940-31-8	166.173	nd (w)	115.5	266; 105 ⁵	1.1865 ²⁰	1.5184 ²⁰	
8790	2-Phenoxy-1-propanol		C ₉ H ₁₂ O ₂	4169-04-4	152.190			244	0.9801 ²⁵	1.4760 ²⁵	s EtOH, eth
8791	1-Phenoxy-2-propanol		C ₉ H ₁₂ O ₂	770-35-4	152.190			233; 134 ²⁰	1.0622 ²⁰	1.5232 ²⁰	
8792	1-Phenoxy-2-propanone	Phenoxyacetone	C ₉ H ₁₀ O ₂	621-87-4	150.174			229.5	1.0903 ²⁰	1.5228 ²⁰	s eth, ace



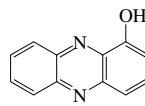
H₂O
1,10-Phenanthroline monohydrate



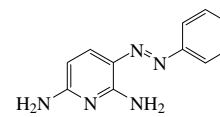
Phenazine



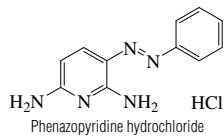
2,3-Phenazinediamine



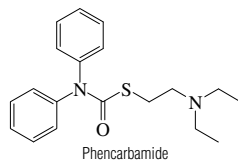
1-Phenazolinol



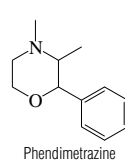
Phenazopyridine



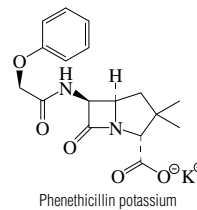
Phenazopyridine hydrochloride



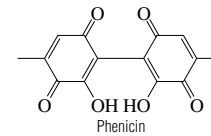
Phencarbamide



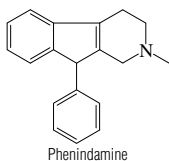
Phendimetrazine



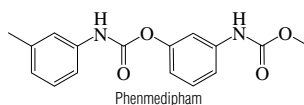
Phenethicillin potassium



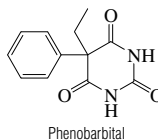
Phenicin



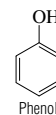
Phenindamine



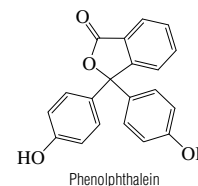
Phenmedipham



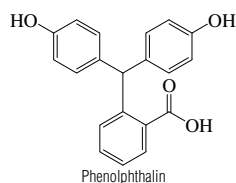
Phenobarbital



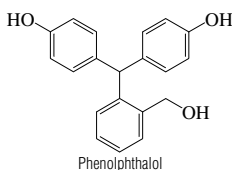
Phenol



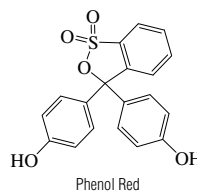
Phenolphthalein



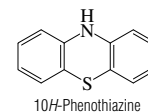
Phenolphthalin



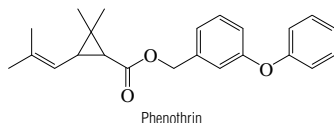
Phenolphthalol



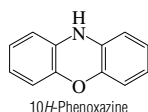
Phenol Red



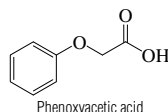
10H-Phenothiazine



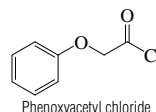
Phenothrin



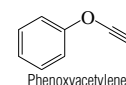
10H-Phenoxazine



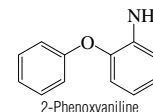
Phenoxyacetic acid



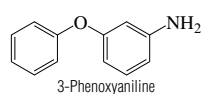
Phenoxyacetyl chloride



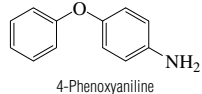
Phenoxyacetylene



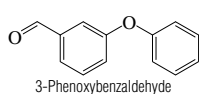
2-Phenoxyaniline



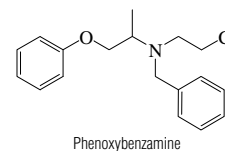
3-Phenoxyaniline



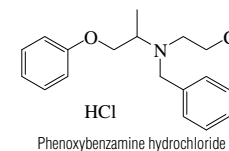
4-Phenoxyaniline



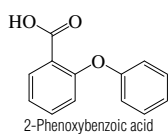
3-Phenoxybenzaldehyde



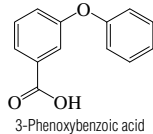
Phenoxybenzamine



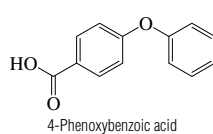
Phenoxybenzamine hydrochloride



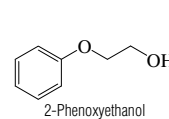
2-Phenoxybenzoic acid



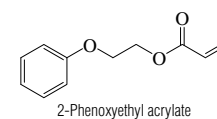
3-Phenoxybenzoic acid



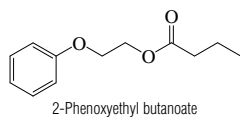
4-Phenoxybenzoic acid



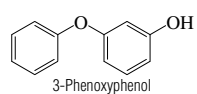
2-Phenoxyethanol



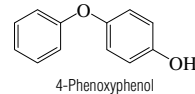
2-Phenoxyethyl acrylate



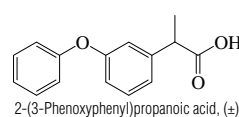
2-Phenoxyethyl butanoate



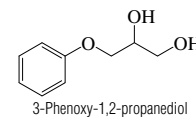
3-Phenoxyphenol



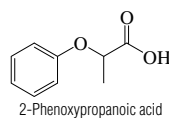
4-Phenoxyphenol



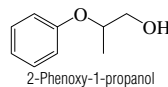
2-(3-Phenoxyphenyl)propanoic acid, (±)



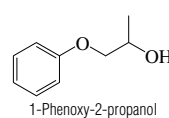
3-Phenoxy-1,2-propanediol



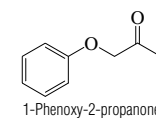
2-Phenoxypropanoic acid



2-Phenoxy-1-propanol

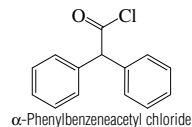
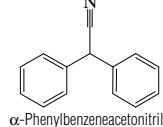
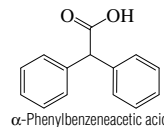
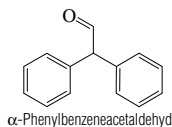
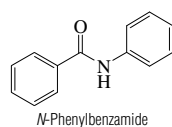
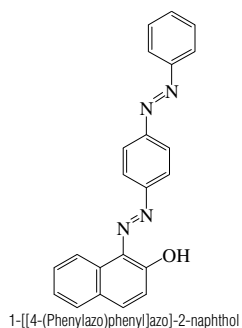
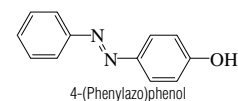
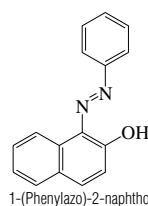
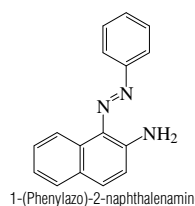
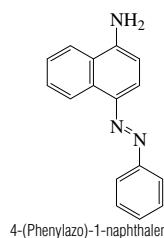
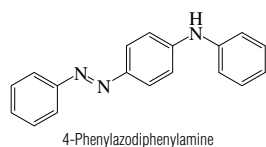
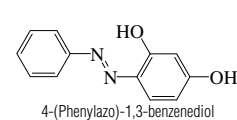
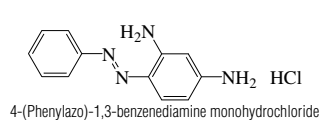
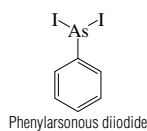
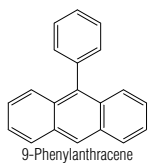
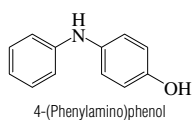
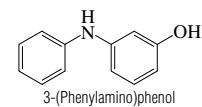
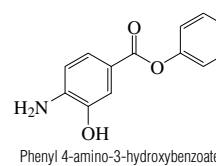
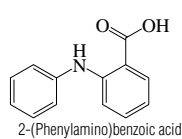
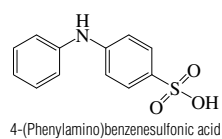
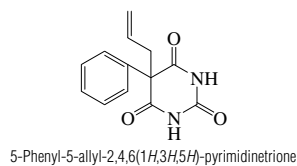
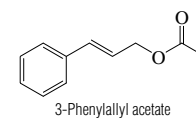
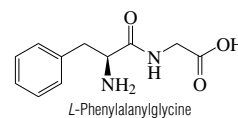
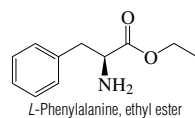
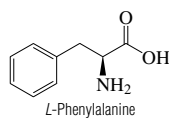
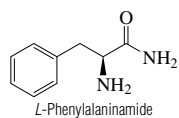
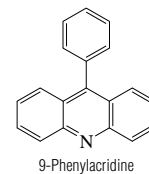
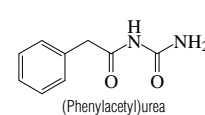
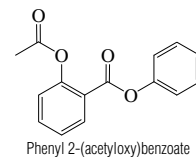
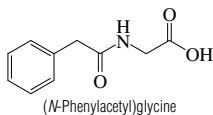
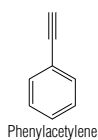
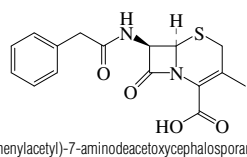
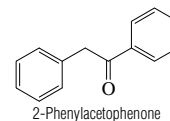
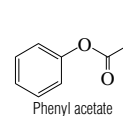
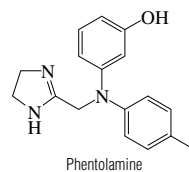
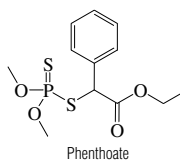
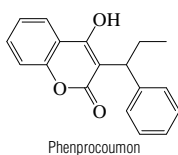
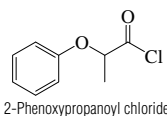


1-Phenoxy-2-propanol

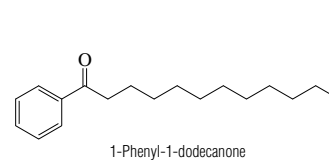
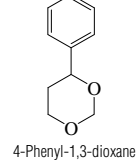
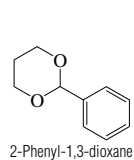
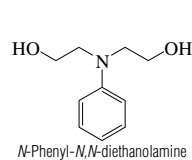
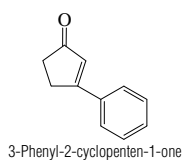
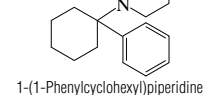
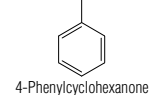
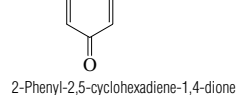
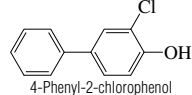
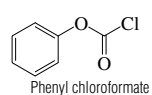
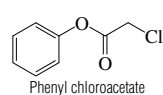
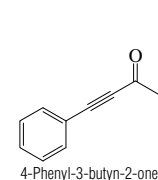
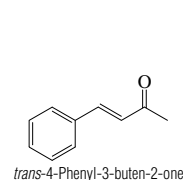
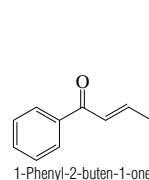
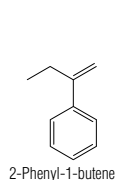
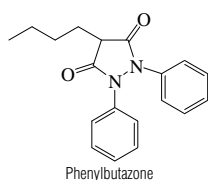
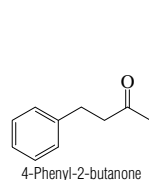
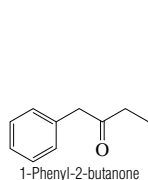
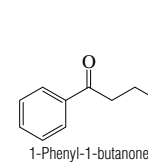
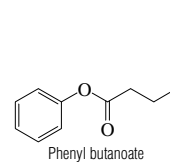
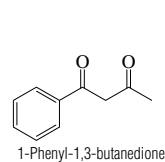
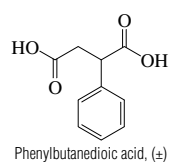
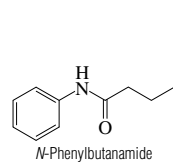
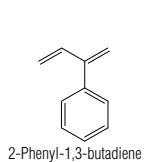
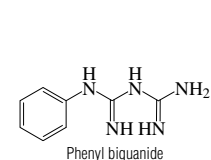
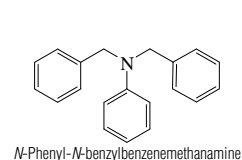
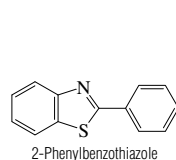
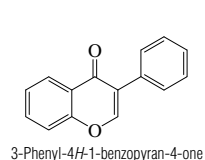
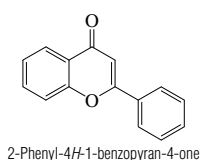
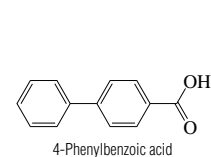
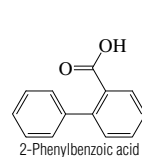
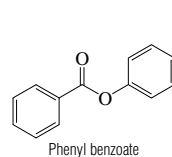
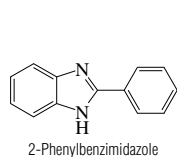
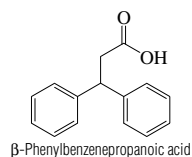
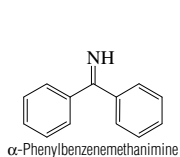
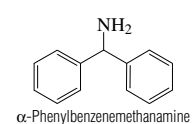
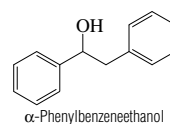
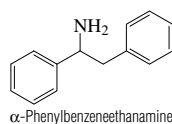
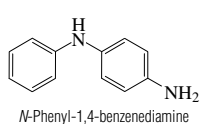
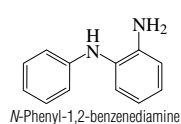
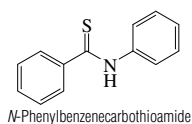


1-Phenoxy-2-propanone

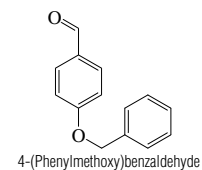
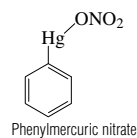
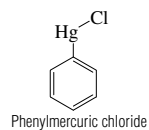
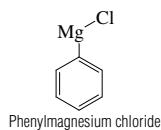
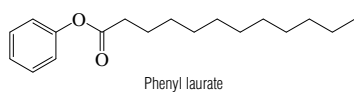
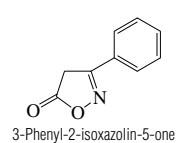
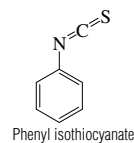
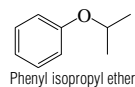
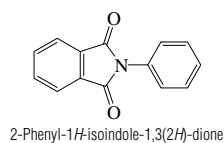
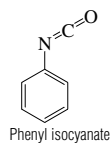
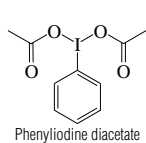
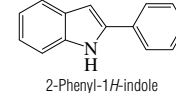
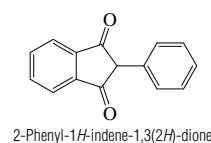
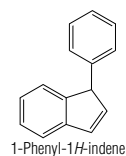
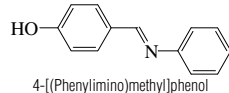
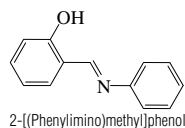
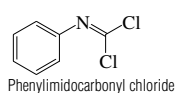
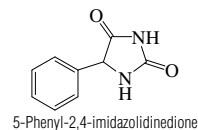
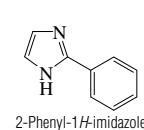
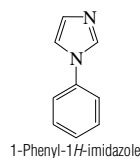
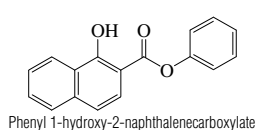
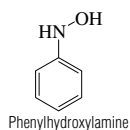
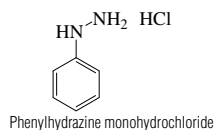
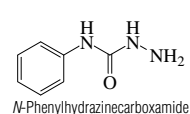
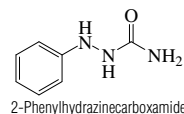
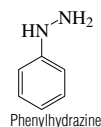
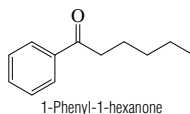
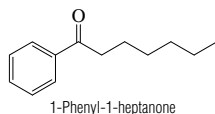
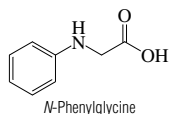
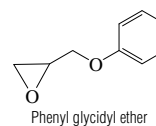
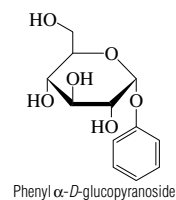
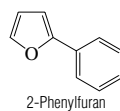
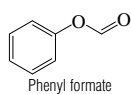
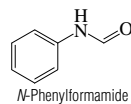
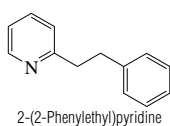
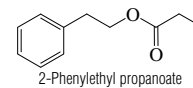
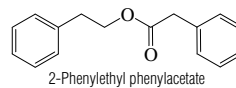
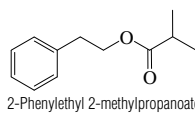
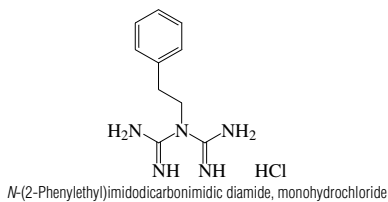
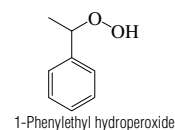
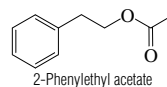
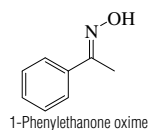
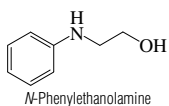
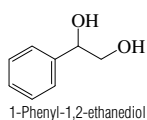
No.	Name	Synonym	Mol. Form.	CAS RN	Mol. Wt.	Physical Form	mp/°C	bp/°C	den/ g cm ⁻³	n _D	Solubility
8793	2-Phenoxypropanoyl chloride		C ₉ H ₉ ClO ₂	122-35-0	184.619			147; 116 ¹⁰	1.1865 ²⁰	1.5178 ²⁰	s eth
8794	Phenprocoumon	3-(α -Ethylbenzyl)-4-hydroxycoumarin	C ₁₈ H ₁₆ O ₃	435-97-2	280.318	pr (MeOH aq)	179				
8795	Phenthoate		C ₁₂ H ₁₇ O ₄ PS ₂	2597-03-7	320.364	ye oil		123 ^{0.01}			sl H ₂ O; s hx
8796	Phentolamine		C ₁₇ H ₁₉ N ₃ O	50-60-2	281.352		175				
8797	Phenyl acetate		C ₈ H ₈ O ₂	122-79-2	136.149			196; 75 ⁹	1.0780 ²⁰	1.5035 ²⁰	sl H ₂ O; msc EtOH, eth, chl; s ctc
8798	2-Phenylacetophenone		C ₁₄ H ₁₂ O	451-40-1	196.244	pl (al)	60	320	1.201 ⁰		sl H ₂ O; s EtOH, eth, ctc, chl
8799	<i>N</i> -(Phenylacetyl)-7-aminodeacetoxycephalosporanic acid	7-Phenylacetamidodeacetoxycephalosporanic acid	C ₁₆ H ₁₆ N ₂ O ₄ S	27255-72-7	332.374	cry (2-PrOH/peth)	200				
8800	Phenylacetylene	Ethynylbenzene	C ₈ H ₆	536-74-3	102.134	liq	-44.8	143	0.9300 ²⁰	1.5470 ²⁰	i H ₂ O; msc EtOH, eth; s ace; sl chl
8801	(<i>N</i> -Phenylacetyl)glycine	Phenaceturic acid	C ₁₀ H ₁₁ NO ₃	500-98-1	193.199	lf (EtOH)	143				
8802	Phenyl 2-(acetyloxy)benzoate	Phenyl acetylsalicylate	C ₁₅ H ₁₂ O ₄	134-55-4	256.254		96				
8803	(Phenylacetyl)urea	Phenacemide	C ₉ H ₁₀ N ₂ O ₂	63-98-9	178.187	cry (al)	215				vs bz, eth, EtOH
8804	9-Phenylacridine		C ₁₉ H ₁₃ N	602-56-2	255.313	ye nd, lf (al)	184	404			i H ₂ O; sl EtOH; s eth; vs bz
8805	<i>L</i> -Phenylalaninamide	α -Aminobenzenepropanamide, (<i>S</i> -)	C ₉ H ₁₂ N ₂ O	5241-58-7	164.203		82				
8806	<i>L</i> -Phenylalanine	α -Aminobenzenepropanoic acid, (<i>S</i>)	C ₉ H ₁₁ NO ₂	63-91-2	165.189	pr (w)	283 dec				sl H ₂ O; i EtOH, eth, bz, acid
8807	<i>L</i> -Phenylalanine, ethyl ester	Ethyl 2-amino-3-phenylpropionate	C ₁₁ H ₁₅ NO ₂	3081-24-1	193.243		136	148 ¹³	1.065 ¹⁵		sl H ₂ O
8808	<i>L</i> -Phenylalanylglycine		C ₁₁ H ₁₄ N ₂ O ₃	721-90-4	222.240		262 dec				s H ₂ O
8809	3-Phenylallyl acetate		C ₁₁ H ₁₂ O ₂	103-54-8	176.212			123 ⁵			
8810	5-Phenyl-5-allyl-2,4,6-(1 <i>H</i> ,3 <i>H</i> ,5 <i>H</i>)-pyrimidinetrione	Phenallymal	C ₁₃ H ₁₂ N ₂ O ₃	115-43-5	244.245		156.5				sl H ₂ O; bz, DMSO; vs EtOH, eth; i lig
8811	4-(Phenylamino)benzenesulfonic acid	<i>N</i> -Phenylsulfanilic acid	C ₁₂ H ₁₁ NO ₃ S	101-57-5	249.285	pl (al-eth)	206				vs H ₂ O, EtOH
8812	2-(Phenylamino)benzoic acid	<i>N</i> -Phenylanthranilic acid	C ₁₃ H ₁₁ NO ₂	91-40-7	213.232	lf (al)	183.5				i H ₂ O; vs EtOH; sl eth, bz
8813	Phenyl 4-amino-3-hydroxybenzoate	Phenyl <i>p</i> -aminosalicylate	C ₁₃ H ₁₁ NO ₃	133-11-9	229.231		153				
8814	3-(Phenylamino)phenol		C ₁₂ H ₁₁ NO	101-18-8	185.221	lf (w)	81.5	340			sl H ₂ O; vs EtOH, eth, ace; s bz, acid
8815	4-(Phenylamino)phenol		C ₁₂ H ₁₁ NO	122-37-2	185.221	lf (w)	73	330			sl H ₂ O; vs EtOH, eth, bz, chl; s acid
8816	9-Phenylanthracene		C ₂₀ H ₁₄	602-55-1	254.325	bl lf (al) (HOAc)	156	417			i H ₂ O; s EtOH, eth, bz, chl, CS ₂
8817	Phenylarsonous diiodide		C ₆ H ₅ AsI ₂	6380-34-3	405.835		15	205 ¹⁴ , 185 ¹⁰	1.6264 ¹⁵		
8818	4-(Phenylazo)-1,3-benzenediamine monohydrochloride	Chrysoidine hydrochloride	C ₁₂ H ₁₃ ClN ₄	532-82-1	248.711	red-br cry pow	118.5				vs ace
8819	4-(Phenylazo)-1,3-benzenediol		C ₁₂ H ₁₀ N ₂ O ₂	2051-85-6	214.219	dk red nd (dil al)	170				i H ₂ O; vs EtOH, eth, bz, HOAc
8820	4-Phenylazodiphenylamine	<i>N</i> -Phenyl-4-(phenylazo)benzenamine	C ₁₈ H ₁₅ N ₃	101-75-7	273.332	ye pl or pr	84.0				i H ₂ O; vs EtOH, eth, lig
8821	4-(Phenylazo)-1-naphthalenamine	α -Naphthyl Red	C ₁₆ H ₁₃ N ₃	131-22-6	247.294	red-viol cry (EtOH)	123				s EtOH, dil HCl, bz
8822	1-(Phenylazo)-2-naphthalenamine	Yellow AB	C ₁₆ H ₁₃ N ₃	85-84-7	247.294	red pl (al)	103				vs EtOH, HOAc
8823	1-(Phenylazo)-2-naphthol	Sudan I	C ₁₆ H ₁₂ N ₂ O	842-07-9	248.278	ye cry	132				
8824	4-(Phenylazo)phenol		C ₁₂ H ₁₀ N ₂ O	1689-82-3	198.219	ye lf (bz) oran pr (al)	155	225 ²⁰ dec			i H ₂ O; vs EtOH, eth; s bz, con sulf
8825	1-[[4-(Phenylazo)phenyl]azo]-2-naphthol	Sudan III	C ₂₂ H ₁₆ N ₄ O	85-86-9	352.388	br lf (grn lustre) (HOAc)	195				i H ₂ O; s EtOH, eth, ace, bz, xyl, chl
8826	<i>N</i> -Phenylbenzamide	Benzanilide	C ₁₃ H ₁₁ NO	93-98-1	197.232	lf (al)	163	sub 117	1.315 ²⁵		i H ₂ O; sl EtOH, eth, HOAc
8827	α -Phenylbenzeneacetaldehyde		C ₁₄ H ₁₂ O	947-91-1	196.244			dec 315; 157 ⁷	1.1061 ²¹	1.5920 ²¹	i H ₂ O; vs EtOH, eth, bz
8828	α -Phenylbenzeneacetic acid	Diphenylacetic acid	C ₁₄ H ₁₂ O ₂	117-34-0	212.244	nd (w), lf (al)	147.29	194 ²⁵	1.257 ¹⁵		sl H ₂ O; vs EtOH; s eth, chl
8829	α -Phenylbenzeneacetonitrile		C ₁₄ H ₁₁ N	86-29-3	193.244	pr (eth), lf (dil al)	74.3	184 ¹⁶			s EtOH, chl; vs eth; sl lig
8830	α -Phenylbenzeneacetyl chloride		C ₁₄ H ₁₁ ClO	1871-76-7	230.689		56.5	170 ¹⁶			s lig



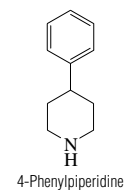
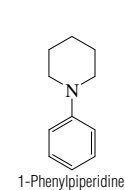
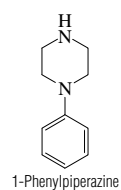
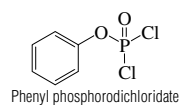
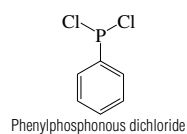
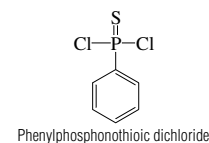
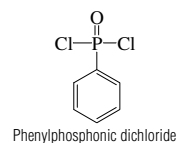
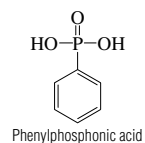
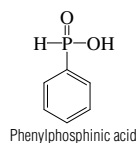
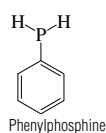
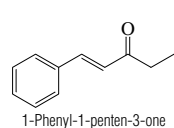
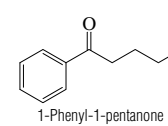
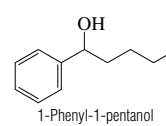
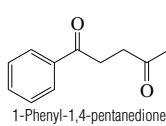
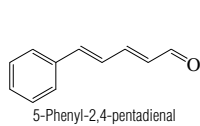
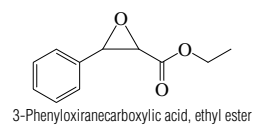
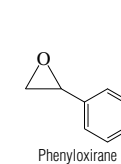
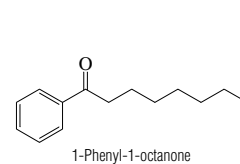
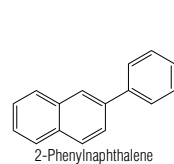
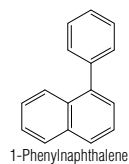
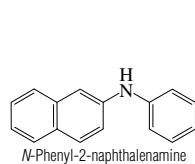
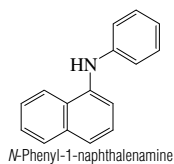
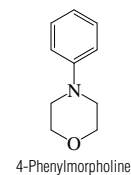
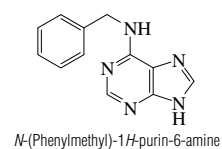
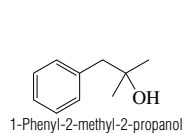
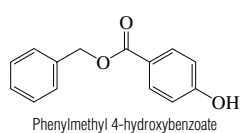
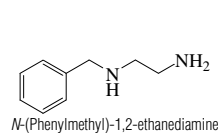
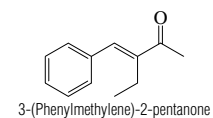
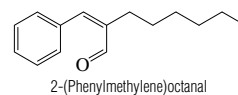
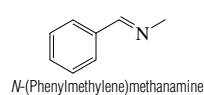
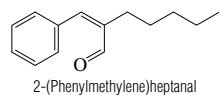
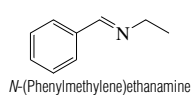
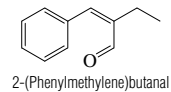
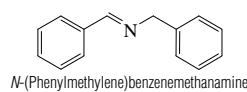
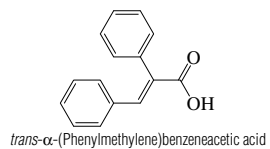
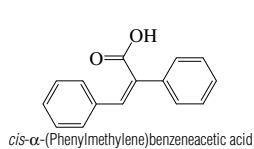
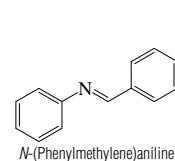
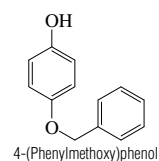
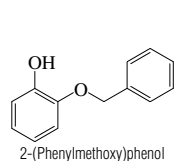
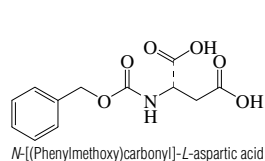
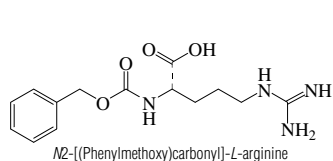
No.	Name	Synonym	Mol. Form.	CAS RN	Mol. Wt.	Physical Form	mp/°C	bp/°C	den/ g cm ⁻³	n _D	Solubility
8831	<i>N</i> -Phenylbenzenecarbothioamide		C ₁₃ H ₁₁ NS	636-04-4	213.298	ye pl or pr (al)	102	dec			i H ₂ O; vs EtOH; s eth, bz, chl; sl lig
8832	<i>N</i> -Phenyl-1,2-benzenediamine		C ₁₂ H ₁₂ N ₂	534-85-0	184.236	nd(w)	79.5	313			sl H ₂ O, lig; s ace, bz, chl
8833	<i>N</i> -Phenyl-1,4-benzenediamine	<i>p</i> -Aminodiphenylamine	C ₁₂ H ₁₂ N ₂	101-54-2	184.236	nd(al)	66	354			sl H ₂ O, chl; vs EtOH; s eth, lig
8834	α -Phenylbenzeneethanamine		C ₁₄ H ₁₅ N	25611-78-3	197.276			311; 175 ¹⁵	1.031 ¹⁵		vs eth, EtOH
8835	α -Phenylbenzeneethanol		C ₁₄ H ₁₄ O	614-29-9	198.260	nd (peth-bz)	67	177 ¹⁵	1.0360 ⁷⁰		
8836	α -Phenylbenzenemethanamine	Benzhydrylamine	C ₁₃ H ₁₃ N	91-00-9	183.249	hex pl	34	304; 176 ²³	1.0633 ²⁰	1.5963	sl H ₂ O; s ace
8837	α -Phenylbenzenemethanimine		C ₁₃ H ₁₁ N	1013-88-3	181.233			282	1.0847 ¹⁹	1.6191 ¹⁹	vs eth
8838	β -Phenylbenzenepropanoic acid		C ₁₅ H ₁₄ O ₂	606-83-7	226.271	nd (dil al)	156.0				sl H ₂ O; vs EtOH; s eth, ace
8839	2-Phenylbenzimidazole	Phenizidole	C ₁₃ H ₁₀ N ₂	716-79-0	194.231	pl (HOAc) (al-w) nd (bz, w)	293				sl H ₂ O; bz; s EtOH, chl, HOAc
8840	Phenyl benzoate		C ₁₃ H ₁₀ O ₂	93-99-2	198.217	mcl pr (eth-al)	71	314	1.235 ²⁰		i H ₂ O; s EtOH, eth, chl
8841	2-Phenylbenzoic acid		C ₁₃ H ₁₀ O ₂	947-84-2	198.217	lf (dil al)	114.3	343.5			i H ₂ O; vs EtOH, bz, HOAc
8842	4-Phenylbenzoic acid		C ₁₃ H ₁₀ O ₂	92-92-2	198.217	nd (bz, al)	228	sub			i H ₂ O; s EtOH, eth, bz
8843	2-Phenyl-4 <i>H</i> -1-benzopyran-4-one	Flavone	C ₁₅ H ₁₀ O ₂	525-82-6	222.239	nd (lig), cry (30% al)	100				i H ₂ O; s EtOH, eth, ace, bz
8844	3-Phenyl-4 <i>H</i> -1-benzopyran-4-one	Isoflavone	C ₁₅ H ₁₀ O ₂	574-12-9	222.239		148				
8845	2-Phenylbenzothiazole		C ₁₃ H ₉ NS	883-93-2	211.282	nd (dil al)	115	371			i H ₂ O; s EtOH, eth, CS ₂
8846	<i>N</i> -Phenyl- <i>N</i> -benzylbenzenemethanamine		C ₂₀ H ₁₉ N	91-73-6	273.372		69	226 ¹⁰	1.0444 ⁸⁰	1.6065 ⁸⁰	i H ₂ O; sl EtOH, HOAc; s eth, bz
8847	Phenyl biguanide	<i>N</i> -Phenylimidodicarbonimidic diamide	C ₈ H ₁₁ N ₅	102-02-3	177.207		143				
8848	2-Phenyl-1,3-butadiene		C ₁₀ H ₁₀	2288-18-8	130.186			60 ¹⁷	0.925 ²⁰	1.5489 ²⁰	i H ₂ O; s eth, bz, chl
8849	<i>N</i> -Phenylbutanamide		C ₁₀ H ₁₃ NO	1129-50-6	163.216	mcl pr (al, bz, eth)	97	189 ¹⁵	1.134 ²⁵		i H ₂ O; vs EtOH, eth; sl chl
8850	Phenylbutanedioic acid, (±)		C ₁₀ H ₁₀ O ₄	10424-29-0	194.184	lf or nd (w)	168	dec			sl H ₂ O, chl; vs EtOH, eth, ace; i bz
8851	1-Phenyl-1,3-butanedione		C ₁₀ H ₁₀ O ₂	93-91-4	162.185	pr	56	261.5	1.0599 ⁷⁴	1.5678 ⁷⁸	i H ₂ O; s eth; sl chl
8852	Phenyl butanoate	Phenyl butyrate	C ₁₀ H ₁₂ O ₂	4346-18-3	164.201			225	1.0382 ¹⁵		i H ₂ O; s EtOH, eth
8853	1-Phenyl-1-butanone		C ₁₀ H ₁₂ O	495-40-9	148.201		12	228.5	0.988 ²⁰	1.5203 ²⁰	i H ₂ O; msc EtOH, eth; vs ace; s ctc
8854	1-Phenyl-2-butanone		C ₁₀ H ₁₂ O	1007-32-5	148.201			228; 111 ¹⁶	0.9877 ²⁰		i H ₂ O; s EtOH, ctc; msc eth; vs ace
8855	4-Phenyl-2-butanone		C ₁₀ H ₁₂ O	2550-26-7	148.201	liq	-13	233.5	0.9849 ²²	1.511 ²²	i H ₂ O; s EtOH, eth, ctc; vs ace
8856	Phenylbutazone		C ₁₉ H ₂₀ N ₂ O ₂	50-33-9	308.374		105				
8857	2-Phenyl-1-butene	α -Ethylstyrene	C ₁₀ H ₁₂	2039-93-2	132.202			182	0.887 ²⁵	1.5288 ²⁰	
8858	1-Phenyl-2-buten-1-one		C ₁₀ H ₁₀ O	495-41-0	146.185		20.5	111 ⁹	1.025 ¹⁵	1.5626 ¹⁸	
8859	<i>trans</i> -4-Phenyl-3-buten-2-one	Benzilideneacetone	C ₁₀ H ₁₀ O	1896-62-4	146.185	pl	41.5	261	1.0097 ⁴⁵	1.5836 ⁴⁵	i H ₂ O; vs EtOH; s eth, ace, bz; sl peth
8860	4-Phenyl-3-butyne-2-one		C ₁₀ H ₈ O	1817-57-8	144.170		4.5	79 ²	1.0215 ²⁰	1.5762 ²⁰	
8861	Phenyl chloroacetate		C ₈ H ₇ ClO ₂	620-73-5	170.594	nd or pl (al)	44.5	232.5	1.2202 ⁴⁴	1.5146 ⁴⁴	i H ₂ O; vs EtOH, eth
8862	Phenyl chloroformate		C ₇ H ₅ ClO ₂	1885-14-9	156.567			71 ⁹			
8863	4-Phenyl-2-chlorophenol	3-Chloro-(1,1'-biphenyl)-4-ol	C ₁₂ H ₉ ClO	92-04-6	204.651	wh-ye cry	77	161 ⁷			
8864	2-Phenyl-2,5-cyclohexadiene-1,4-dione		C ₁₂ H ₈ O ₂	363-03-1	184.191	ye lf (peth, al)	114				sl H ₂ O; s EtOH, bz, peth; vs chl
8865	4-Phenylcyclohexanone		C ₁₂ H ₁₄ O	4894-75-1	174.238	cry (peth)	79	158 ¹²			
8866	1-(1-Phenylcyclohexyl)piperidine	Phencyclidine	C ₁₇ H ₂₅ N	77-10-1	243.388		46.5	136 ¹⁰			
8867	3-Phenyl-2-cyclopenten-1-one		C ₁₁ H ₁₀ O	3810-26-2	158.196	liq	-23	234.2	0.9711 ²⁰	1.5440 ²⁰	s EtOH, ace, chl; sl eth
8868	<i>N</i> -Phenyl- <i>N,N</i> -diethanolamine		C ₁₀ H ₁₅ NO ₂	120-07-0	181.232		57	200 ¹⁰	1.201 ⁶⁰		vs ace, bz, eth, EtOH
8869	2-Phenyl-1,3-dioxane		C ₁₀ H ₁₂ O ₂	772-01-0	164.201	nd (peth)	41	253	1.6053 ⁶⁰		vs EtOH, eth
8870	4-Phenyl-1,3-dioxane		C ₁₀ H ₁₂ O ₂	772-00-9	164.201			247	1.1038 ²⁰	1.5306 ¹⁸	i H ₂ O; s os
8871	1-Phenyl-1-dodecanone		C ₁₈ H ₃₆ O	1674-38-0	260.414		47	201 ⁹ , 181 ⁵	0.8794 ¹⁸	1.4700 ¹⁸	i H ₂ O; s ace; sl ctc



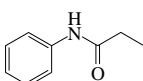
No.	Name	Synonym	Mol. Form.	CAS RN	Mol. Wt.	Physical Form	mp/°C	bp/°C	den/ g cm ⁻³	n _D	Solubility
8872	1-Phenyl-1,2-ethanediol	Styrene glycol	C ₈ H ₁₀ O ₂	93-56-1	138.164	nd (lig)	67.5	273			vs H ₂ O, eth, bz, EtOH; sl lig
8873	<i>N</i> -Phenylethanolamine		C ₈ H ₁₁ NO	122-98-5	137.179			279.5; 150 ¹⁰	1.0945 ²⁰	1.5760 ²⁰	sl H ₂ O; vs EtOH, eth, chl
8874	1-Phenylethanone oxime		C ₈ H ₉ NO	613-91-2	135.163	nd (w)	60	245	1.0515 ¹⁸		sl H ₂ O; vs EtOH, eth, ace, bz; s ctc
8875	2-Phenylethyl acetate		C ₁₀ H ₁₂ O ₂	103-45-7	164.201	liq	-31.1	232.6	1.0883 ²⁰	1.5171 ²⁰	vs eth, EtOH
8876	1-Phenylethyl hydroperoxide		C ₈ H ₁₀ O ₂	3071-32-7	138.164	liq		50 ⁰¹			
8877	<i>N</i> -(2-Phenylethyl)imidodicarbonimidic diamide, monohydrochloride	Phenformin hydrochloride	C ₁₀ H ₁₆ ClN ₅	834-28-6	241.721	cry	177.3				s H ₂ O
8878	2-Phenylethyl 2-methylpropanoate	Benzylcarbinol isobutyrate	C ₁₂ H ₁₆ O ₂	103-48-0	192.254			250; 123 ¹⁵	0.9950 ¹⁵	1.4871 ²⁰	
8879	2-Phenylethyl phenylacetate		C ₁₆ H ₁₆ O ₂	102-20-5	240.297		26.5	177 ^{4.5}	1.077 ²⁵		vs EtOH
8880	2-Phenylethyl propanoate	Phenethyl propionate	C ₁₁ H ₁₄ O ₂	122-70-3	178.228	liq		244	1.02 ²⁵	1.4950 ²⁰	
8881	2-(2-Phenylethyl)pyridine		C ₁₃ H ₁₃ N	2116-62-3	183.249	liq	-1.5	289	1.0465 ⁹		
8882	<i>N</i> -Phenylformamide	Formanilide	C ₇ H ₉ NO	103-70-8	121.137	mcl pr (lig-xyl)	46	271	1.1186 ⁵⁰		s H ₂ O, eth, bz; vs EtOH
8883	Phenyl formate		C ₇ H ₆ O ₂	1864-94-4	122.122	liq		178; 82 ¹⁵			
8884	2-Phenylfuran		C ₁₀ H ₈ O	17113-33-6	144.170			108 ¹⁸ ; 82 ⁵	1.083 ²⁰	1.5920 ²⁰	vs ace, bz
8885	Phenyl α- <i>D</i> -glucopyranoside		C ₁₂ H ₁₆ O ₆	4630-62-0	256.251		174				
8886	Phenyl glycidyl ether		C ₉ H ₁₀ O ₂	122-60-1	150.174			243	1.1109 ²¹	1.5307 ²¹	
8887	<i>N</i> -Phenylglycine	Phenylaminoacetic acid	C ₈ H ₉ NO ₂	103-01-5	151.163		127.5				vs H ₂ O, EtOH
8888	1-Phenyl-1-heptanone		C ₁₃ H ₁₈ O	1671-75-6	190.281	lf	16.4	283.3	0.9516 ²⁰	1.5060 ²⁰	vs ace, eth, EtOH
8889	1-Phenyl-1-hexanone		C ₁₂ H ₁₆ O	942-92-7	176.254	fl	27	265	0.9576 ²⁰	1.5027 ²⁵	sl H ₂ O, ctc; s EtOH, eth, ace
8890	Phenylhydrazine		C ₆ H ₈ N ₂	100-63-0	108.141	mcl pr or pl	20.6	243.5	1.0986 ²⁰	1.6084 ¹⁰	s H ₂ O; msc EtOH, eth, bz; vs ace
8891	2-Phenylhydrazinecarboxamide	Phenicarbazide	C ₇ H ₉ N ₃ O	103-03-7	151.165		172				sl H ₂ O, eth, bz, lig; s EtOH, ace
8892	<i>N</i> -Phenylhydrazinecarboxamide	4-Phenylsemicarbazide	C ₇ H ₉ N ₃ O	537-47-3	151.165	nd (bz), pl (w)	128				sl H ₂ O; vs EtOH, chl; i eth
8893	Phenylhydrazine monohydrochloride		C ₆ H ₈ ClN ₂	59-88-1	144.601	lf (al)	244 dec	sub			vs H ₂ O, EtOH
8894	Phenylhydroxylamine	<i>N</i> -Hydroxybenzenamine	C ₆ H ₉ NO	100-65-2	109.126	nd (w, bz, peth)	83.5				vs bz, eth, EtOH, chl
8895	Phenyl 1-hydroxy-2-naphthalenecarboxylate		C ₁₇ H ₁₂ O ₃	132-54-7	264.275		96				vs bz, EtOH
8896	1-Phenyl-1 <i>H</i> -imidazole		C ₈ H ₈ N ₂	7164-98-9	144.173		13	276	1.1397 ¹⁵	1.6025 ²⁵	i H ₂ O; vs eth, ace, chl
8897	2-Phenyl-1 <i>H</i> -imidazole		C ₈ H ₈ N ₂	670-96-2	144.173	lf (bz)	149.3	340			vs EtOH
8898	5-Phenyl-2,4-imidazolidinedione	5-Phenylhydantoin	C ₉ H ₈ N ₂ O ₂	89-24-7	176.172		184.5				
8899	Phenylimidocarbonyl chloride		C ₇ H ₅ Cl ₂ N	622-44-6	174.028	liq		210; 105 ³⁰	1.28 ¹⁵		
8900	2-[(Phenylimino)methyl]phenol		C ₁₃ H ₁₁ NO	779-84-0	197.232		49.5		1.087 ²⁵		i H ₂ O; s EtOH
8901	4-[(Phenylimino)methyl]phenol	<i>N</i> -(4-Hydroxybenzylidene)aniline	C ₁₃ H ₁₁ NO	1689-73-2	197.232		196.0				i H ₂ O; s EtOH, eth; sl bz, chl
8902	1-Phenyl-1 <i>H</i> -indene		C ₁₅ H ₁₂	1961-96-2	192.256	oil		158 ⁷			
8903	2-Phenyl-1 <i>H</i> -indene-1,3(2 <i>H</i>)-dione	Phenindione	C ₁₅ H ₁₀ O ₂	83-12-5	222.239	lf (al, bz)	150				i H ₂ O; s EtOH, eth, ace, bz, MeOH, chl
8904	2-Phenyl-1 <i>H</i> -indole		C ₁₄ H ₁₁ N	948-65-2	193.244		190.5	250 ¹⁰			sl H ₂ O; s eth, bz, chl, HOAc, CS ₂
8905	Phenyl iodine diacetate	Iodobenzene diacetate	C ₁₀ H ₁₁ IO ₄	3240-34-4	322.096	cry	161				
8906	Phenyl isocyanate		C ₇ H ₅ NO	103-71-9	119.121			163; 55 ¹³	1.0956 ²⁰	1.5368 ²⁰	vs eth; sl chl
8907	2-Phenyl-1 <i>H</i> -isoindole-1,3(2 <i>H</i>)-dione		C ₁₄ H ₉ NO ₂	520-03-6	223.227	wh nd (al)	210	sub			i H ₂ O; sl EtOH; msc chl
8908	Phenyl isopropyl ether	Isopropoxybenzene	C ₉ H ₁₂ O	2741-16-4	136.190	liq	-33	176.8	0.9408 ²⁵	1.4975 ²⁰	s H ₂ O, EtOH, ace, bz
8909	Phenyl isothiocyanate		C ₇ H ₅ NS	103-72-0	135.187	liq	-21	221	1.1303 ²⁰	1.6492 ²³	i H ₂ O; s EtOH, eth, ctc
8910	3-Phenyl-2-isoxazolin-5-one		C ₈ H ₇ NO ₂	1076-59-1	161.158		151				sl chl
8911	Phenyl laurate	Phenyl dodecanoate	C ₁₈ H ₂₈ O ₂	4228-00-6	276.414	lf (al)	24.5	210 ¹⁵	0.9354 ³⁰		vs ace, eth, EtOH
8912	Phenylmagnesium chloride	Chlorophenylmagnesium	C ₆ H ₅ ClMg	100-59-4	136.862	cry					reac H ₂ O; s thf, eth
8913	Phenylmercuric chloride	Chlorophenylmercury	C ₆ H ₅ ClHg	100-56-1	313.15	pl (bz)	251				i H ₂ O; sl EtOH, bz
8914	Phenylmercuric nitrate		C ₆ H ₅ HgNO ₃	55-68-5	339.70		≈181				
8915	4-(Phenylmethoxy)benzaldehyde		C ₁₄ H ₁₂ O ₂	4397-53-9	212.244		73	217 ¹³			



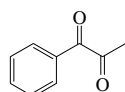
No.	Name	Synonym	Mol. Form.	CAS RN	Mol. Wt.	Physical Form	mp/°C	bp/°C	den/ g cm ⁻³	n _D	Solubility
8916	<i>N</i> 2-[(Phenylmethoxy)carbonyl]- <i>L</i> -arginine		C ₁₄ H ₂₀ N ₄ O ₄	1234-35-1	308.334		174				
8917	<i>N</i> -[(Phenylmethoxy)carbonyl]- <i>L</i> -aspartic acid		C ₁₂ H ₁₃ NO ₆	1152-61-0	267.234		117.0				
8918	2-(Phenylmethoxy)phenol		C ₁₃ H ₁₂ O ₂	6272-38-4	200.233			205 ²⁰ , 173 ¹³	1.154 ²²	1.5906 ¹⁶	vs eth, EtOH
8919	4-(Phenylmethoxy)phenol	Monobenzene	C ₁₃ H ₁₂ O ₂	103-16-2	200.233	pl (w)	122				sl H ₂ O; vs EtOH, bz, eth; s ace
8920	<i>N</i> -(Phenylmethylene)aniline	Benzylideneaniline	C ₁₃ H ₁₁ N	538-51-2	181.233	pa ye nd (CS ₂) pl (dial)	54	310	1.038 ⁵⁵	1.600 ¹⁰⁰	i H ₂ O; s EtOH, eth, NH ₃ ; sl chl
8921	<i>cis</i> - α -(Phenylmethylene)benzeneacetic acid	<i>cis</i> - α -Phenylcinnamic acid	C ₁₅ H ₁₂ O ₂	91-47-4	224.255	silky needles	174				s H ₂ O, EtOH, MeOH, eth, bz
8922	<i>trans</i> - α -(Phenylmethylene)benzeneacetic acid	<i>trans</i> - α -Phenylcinnamic acid	C ₁₅ H ₁₂ O ₂	91-48-5	224.255	prisms	138				vs H ₂ O; s EtOH, MeOH, eth, bz
8923	<i>N</i> -(Phenylmethylene)benzenemethanamine		C ₁₄ H ₁₃ N	780-25-6	195.260			205 ²⁰			
8924	2-(Phenylmethylene)butanal		C ₁₁ H ₁₂ O	28467-92-7	160.212		18	243; 157 ⁵	1.0201 ²²	1.578 ²⁰	
8925	<i>N</i> -(Phenylmethylene)ethanamine		C ₉ H ₁₁ N	6852-54-6	133.190			195	0.937 ²⁰	1.5378 ¹⁵	i H ₂ O; s EtOH, eth
8926	2-(Phenylmethylene)heptanal		C ₁₄ H ₁₈ O	122-40-7	202.292	ye oil	80	174 ²⁰	0.9711 ²⁰	1.5381 ²⁰	i H ₂ O; s ace, ctc
8927	<i>N</i> -(Phenylmethylene)methanamine	Benzylidenemethylamine	C ₈ H ₉ N	622-29-7	119.164			185; 92 ³⁴	0.9671 ¹⁴	1.5526 ²⁰	s EtOH, eth, ace, chl
8928	2-(Phenylmethylene)octanal	2-Hexyl-3-phenyl-2-propenal	C ₁₅ H ₂₀ O	101-86-0	216.319	liq	4	252; 169 ²⁰			
8929	3-(Phenylmethylene)-2-pentanone	Methyl α -ethylstyryl ketone	C ₁₂ H ₁₄ O	3437-89-6	174.238			137 ¹²	1.0005 ²²	1.5650 ²²	
8930	<i>N</i> -(Phenylmethyl)-1,2-ethanediamine		C ₉ H ₁₄ N ₂	4152-09-4	150.220			130 ¹¹			
8931	Phenylmethyl 4-hydroxybenzoate		C ₁₄ H ₁₂ O ₃	94-18-8	228.243						sl chl
8932	1-Phenyl-2-methyl-2-propanol		C ₁₀ H ₁₄ O	100-86-7	150.217	nd	24	215	0.9787 ¹⁶	1.5173 ¹⁶	
8933	<i>N</i> -(Phenylmethyl)-1 <i>H</i> -purin-6-amine		C ₁₂ H ₁₁ N ₅	1214-39-7	225.249		232.8				
8934	4-Phenylmorpholine		C ₁₀ H ₁₃ NO	92-53-5	163.216	cry (al-eth)	58.3				i H ₂ O, EtOH; vs eth
8935	<i>N</i> -Phenyl-1-naphthalenamine	1-Naphthylphenylamine	C ₁₆ H ₁₃ N	90-30-2	219.281		61				sl H ₂ O, ctc; s EtOH, eth, bz, HOAc
8936	<i>N</i> -Phenyl-2-naphthalenamine	<i>N</i> -Phenyl- β -naphthylamine	C ₁₆ H ₁₃ N	135-88-6	219.281		108	395.5			i H ₂ O; s EtOH, eth, bz, HOAc; sl chl
8937	1-Phenyl-naphthalene		C ₁₆ H ₁₂	605-02-7	204.266	cry	45	334	1.096 ²⁰	1.6664 ²⁰	i H ₂ O; vs EtOH, eth, bz, HOAc; s ctc
8938	2-Phenyl-naphthalene		C ₁₆ H ₁₂	612-94-2	204.266	lf (al)	103.5	345.5	1.2180 ²⁰		s EtOH, bz, chl, HOAc; vs eth
8939	1-Phenyl-1-octanone		C ₁₄ H ₂₀ O	1674-37-9	204.308		22.8	285; 164 ¹⁵	0.9360 ³⁰		s EtOH, eth
8940	Phenyloxirane	Styrene-7,8-oxide	C ₈ H ₈ O	96-09-3	120.149	colorless liq	-35.6	194.1	1.0490 ²⁵	1.5342 ²⁰	i H ₂ O; s EtOH, eth, chl
8941	3-Phenyloxiranecarboxylic acid, ethyl ester		C ₁₁ H ₁₂ O ₃	121-39-1	192.211			136 ⁵			
8942	5-Phenyl-2,4-pentadienal		C ₁₁ H ₁₀ O	13466-40-5	158.196		42.5	160 ³ , 133 ¹⁰			i H ₂ O; msc EtOH, bz; vs eth
8943	1-Phenyl-1,4-pentanedione		C ₁₁ H ₁₂ O ₂	583-05-1	176.212	ye oil		162 ¹²		1.5250 ³⁰	vs ace
8944	1-Phenyl-1-pentanol		C ₁₁ H ₁₆ O	583-03-9	164.244			141 ²⁵ , 102 ³	0.9655 ²⁰	1.4086 ²⁵	vs ace, eth, EtOH
8945	1-Phenyl-1-pentanone		C ₁₁ H ₁₄ O	1009-14-9	162.228	liq	-9.4	245	0.986 ²⁰	1.5158 ²⁰	i H ₂ O; vs EtOH, eth; sl ctc
8946	1-Phenyl-1-penten-3-one		C ₁₁ H ₁₂ O	3152-68-9	160.212	lf (lig)	38.5	142 ¹²	0.8697 ²⁰	1.5684 ²⁰	sl H ₂ O, chl; vs EtOH, eth, bz
8947	Phenylphosphine	Monophenylphosphine	C ₆ H ₅ P	638-21-1	110.094			160.5	1.001 ¹⁵	1.5796 ²⁰	
8948	Phenylphosphinic acid	Benzenephosphinic acid	C ₆ H ₅ O ₂ P	1779-48-2	142.093		83.8				s H ₂ O; vs EtOH; sl eth, chl
8949	Phenylphosphonic acid	Benzenephosphonic acid	C ₆ H ₅ O ₃ P	1571-33-1	158.092	lf (w)	160				vs H ₂ O; s EtOH, eth, ace; i bz
8950	Phenylphosphonic dichloride		C ₆ H ₅ Cl ₂ OP	824-72-6	194.983		1	258	1.197 ²⁵	1.5581 ²⁵	sl DMSO
8951	Phenylphosphonothioic dichloride	Dichlorophenylphosphine sulfide	C ₆ H ₅ Cl ₂ PS	3497-00-5	211.049			205 ¹³⁰	1.376 ¹³		
8952	Phenylphosphonous dichloride	Dichlorophenylphosphine	C ₆ H ₅ Cl ₂ P	644-97-3	178.984	liq	-51	225; 142 ⁵⁷	1.356 ²⁰	1.6030 ²⁰	vs bz
8953	Phenyl phosphorodichloridate	Phenyl dichlorophosphate	C ₆ H ₅ Cl ₂ O ₂ P	770-12-7	210.983	hyg liq		242; 100 ⁵	1.412 ²⁰	1.5230 ²⁰	
8954	1-Phenylpiperazine		C ₁₀ H ₁₄ N ₂	92-54-6	162.231	pa ye oil		286.5; 161 ¹⁵	1.0621 ²⁰	1.5875 ²⁰	i H ₂ O; msc EtOH, eth; s chl
8955	1-Phenylpiperidine		C ₁₁ H ₁₅ N	4096-20-2	161.244		4.7	258	0.9944 ²⁵	1.5598 ²⁵	vs EtOH, eth, bz, chl
8956	4-Phenylpiperidine		C ₁₁ H ₁₅ N	771-99-3	161.244		60.5	257	0.9996 ¹⁶		s chl



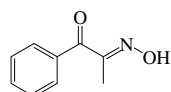
No.	Name	Synonym	Mol. Form.	CAS RN	Mol. Wt.	Physical Form	mp/°C	bp/°C	den/ g cm ⁻³	n _D	Solubility
8957	<i>N</i> -Phenylpropanamide		C ₉ H ₁₁ NO	620-71-3	149.189	pl (eth, al, bz)	105.5	222.2	1.175 ²⁵		sl H ₂ O; vs EtOH, eth
8958	1-Phenyl-1,2-propanedione		C ₉ H ₈ O ₂	579-07-7	148.159	ye oil	<20	222; 102 ¹²	1.1006 ²⁰	1.537 ¹⁰	s H ₂ O, EtOH, eth
8959	1-Phenyl-1,2-propanedione, 2-oxime		C ₉ H ₉ NO ₂	119-51-7	163.173	wh nd (w)	115				
8960	Phenyl propanoate		C ₉ H ₁₀ O ₂	637-27-4	150.174	pr	20	211	1.0436 ²⁵	1.4980 ²⁰	i H ₂ O; vs EtOH, eth; s bz
8961	2-Phenyl-1-propanol		C ₉ H ₁₂ O	1123-85-9	136.190			121 ²⁶ , 105 ¹¹	0.975 ²⁵	1.5582 ²	i H ₂ O; s EtOH
8962	1-Phenyl-2-propanol		C ₉ H ₁₂ O	698-87-3	136.190			125 ²⁵ , 120 ²⁰	0.991 ²⁰	1.5190 ²⁰	
8963	Phenylpropanolamine hydrochloride		C ₉ H ₁₄ CINO	154-41-6	187.666		194				vs H ₂ O; s EtOH; i eth, bz, chl
8964	1-Phenyl-1-propanone	Propiophenone	C ₉ H ₁₀ O	93-55-0	134.174		18.6	217.5	1.0096 ²⁰	1.5269 ²⁰	i H ₂ O; s EtOH, eth, chl
8965	1-Phenyl-2-propanone	Phenylacetone	C ₉ H ₁₀ O	103-79-7	134.174	liq	-15	216.5	1.0157 ²⁰	1.5168 ²⁰	i H ₂ O; vs EtOH, eth; msc bz, xyl; s chl
8966	<i>cis</i> -3-Phenyl-2-propenenitrile		C ₉ H ₉ N	24840-05-9	129.159	liq	-4.4	249; 139 ³⁰	1.0289 ²⁰	1.5843 ²⁰	i H ₂ O; s EtOH; vs bz
8967	<i>trans</i> -3-Phenyl-2-propenenitrile		C ₉ H ₉ N	1885-38-7	129.159		22	263.8	1.0304 ²⁰	1.6013 ²⁰	i H ₂ O; s EtOH, ace, ctc
8968	3-Phenyl-2-propenoic anhydride	Cinnamic anhydride	C ₁₈ H ₁₄ O ₃	538-56-7	278.302	nd (bz or al) pt (al)	136				vs bz
8969	<i>cis</i> -3-Phenyl-2-propen-1-ol		C ₉ H ₁₀ O	4510-34-3	134.174	wh nd (eth-peth)	34	257.5	1.0440 ²⁰	1.5819 ²⁰	vs eth, EtOH
8970	<i>trans</i> -3-Phenyl-2-propen-1-ol		C ₉ H ₁₀ O	4407-36-7	134.174	wh nd (eth-peth)	34	257.5	1.0440 ²⁰	1.5819 ²⁰	sl H ₂ O, chl; vs EtOH, eth
8971	<i>trans</i> -3-Phenyl-2-propen-1-ol acetate	<i>trans</i> -Cinnamyl acetate	C ₁₁ H ₁₂ O ₂	21040-45-9	176.212			265; 145 ¹⁵	1.0567 ²⁰	1.5425 ²⁰	i H ₂ O; s EtOH, eth, ace, bz, chl
8972	<i>trans</i> -3-Phenyl-2-propenoyl chloride	Cinnamoyl chloride	C ₉ H ₇ ClO	17082-09-6	166.604	ye cry	37.5	257.5	1.1617 ⁴⁵	1.614 ⁴²	i H ₂ O; s EtOH, ctc, lig
8973	3-Phenylpropyl acetate	Benzenepropanol, acetate	C ₁₁ H ₁₄ O ₂	122-72-5	178.228	col liq	-40	69 ¹			
8974	1-Phenyl-2-propylamine, (±)	Amphetamine	C ₉ H ₁₃ N	300-62-9	135.206	oil		203	0.9306 ²⁵	1.518 ²⁶	sl H ₂ O, eth; s chl, EtOH
8975	1-Phenyl-2-propylamine, (S)	Dexamphetamine	C ₉ H ₁₃ N	51-64-9	135.206	oil	27.5	203.5; 80 ¹²	0.949 ¹⁵	1.4704 ²⁰	sl H ₂ O; s EtOH, eth
8976	Phenyl propyl ether	Propoxybenzene	C ₉ H ₁₂ O	622-85-5	136.190	liq	-27	189.9	0.9474 ²⁰	1.5014 ²⁰	s EtOH, eth
8977	4-(3-Phenylpropyl)pyridine		C ₁₄ H ₁₅ N	2057-49-0	197.276			322; 150 ⁵	1.024 ²⁵	1.5616 ²⁵	vs bz, eth, py, EtOH
8978	3-Phenyl-2-propynal		C ₉ H ₈ O	2579-22-8	130.143			127 ²⁸ , 104 ¹¹	1.0622 ²⁰	1.6079 ¹²	
8979	3-Phenyl-2-propynoic acid	Phenylacetylenecarboxylic acid	C ₉ H ₆ O ₂	637-44-5	146.143	nd (w)	137.5		1.28 ²⁰		sl H ₂ O; vs EtOH, eth
8980	3-Phenyl-2-propyn-1-ol		C ₉ H ₈ O	1504-58-1	132.159			137 ¹⁵	1.078 ²⁰	1.5873 ²⁸	s eth, ace, bz
8981	6-Phenyl-2,4,7-pteridinetriamine	Triamterene	C ₁₂ H ₁₁ N ₇	396-01-0	253.262	ye pl (BuOH)	316				i eth; sl EtOH, chl
8982	1-Phenyl-3-pyrazolidinone		C ₉ H ₁₀ N ₂ O	92-43-3	162.187		126				i eth, lig
8983	2-Phenylpyridine		C ₁₁ H ₉ N	1008-89-5	155.196			271	1.0833 ²⁵	1.6210 ²⁰	sl H ₂ O; msc EtOH, eth
8984	3-Phenylpyridine		C ₁₁ H ₉ N	1008-88-4	155.196	pa ye oil	164	272		1.6123 ²⁵	sl H ₂ O; s EtOH, eth
8985	4-Phenylpyridine		C ₁₁ H ₉ N	939-23-1	155.196	pl (w)	77.5	281			s H ₂ O, EtOH, eth
8986	Phenyl-2-pyridinylmethanone		C ₁₂ H ₉ NO	91-02-1	183.205		42	317	1.1556 ²⁰		s chl
8987	Phenyl-4-pyridinylmethanone		C ₁₂ H ₉ NO	14548-46-0	183.205	nd (peth), pl (w)	72	315; 170 ¹⁰			sl H ₂ O; s EtOH, eth, bz
8988	1-Phenyl-1 <i>H</i> -pyrrole		C ₁₀ H ₉ N	635-90-5	143.185	pl (sub), red in air	62	234			i H ₂ O; s EtOH, eth, ace, bz; vs peth
8989	2-Phenyl-1 <i>H</i> -pyrrole		C ₁₀ H ₉ N	3042-22-6	143.185	pl (al, sub)	129	272			i H ₂ O; vs EtOH, eth, bz, chl; sl lig
8990	1-Phenyl-1 <i>H</i> -pyrrole-2,5-dione	<i>N</i> -Phenylmaleimide	C ₁₀ H ₇ NO ₂	941-69-5	173.169	ye nd (bz-lig)	90.5	162 ¹²			vs bz, eth, EtOH
8991	1-Phenylpyrrolidine		C ₁₀ H ₁₃ N	4096-21-3	147.217		11	119 ¹² , 102 ⁵	1.018 ²⁰	1.5813 ²⁰	s eth
8992	1-Phenyl-2,5-pyrrolidinedione	Succinanyl	C ₁₀ H ₉ NO ₂	83-25-0	175.184	mcl pr or nd (w, al)	156	400	1.356 ²⁵		i H ₂ O; s EtOH, eth
8993	2-Phenylquinoline		C ₁₅ H ₁₁ N	612-96-4	205.255	nd (dil al)	86	363; 194 ⁶			sl H ₂ O, peth; vs EtOH, eth, ace, bz
8994	2-Phenyl-4-quinolinecarboxylic acid	Cinchophen	C ₁₆ H ₁₁ NO ₂	132-60-5	249.264	nd	214.5				i H ₂ O; s EtOH, eth, alk; sl ace, bz
8995	Phenyl salicylate		C ₁₃ H ₁₀ O ₃	118-55-8	214.216		43	173 ¹²	1.2614 ³⁰		i H ₂ O; vs EtOH, ace, bz; s eth, HOAc
8996	Phenylsilane		C ₆ H ₆ Si	694-53-1	108.214			119	0.8681 ²⁰	1.5125 ²⁰	i H ₂ O



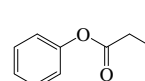
N-Phenylpropanamide



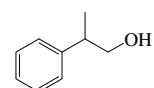
1-Phenyl-1,2-propanedione



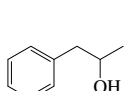
1-Phenyl-1,2-propanedione, 2-oxime



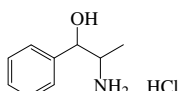
Phenyl propanoate



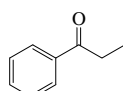
2-Phenyl-1-propanol



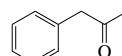
1-Phenyl-2-propanol



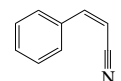
Phenylpropanolamine hydrochloride



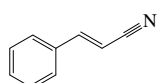
1-Phenyl-1-propanone



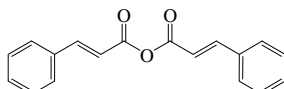
1-Phenyl-2-propanone



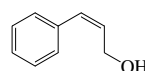
cis-3-Phenyl-2-propenenitrile



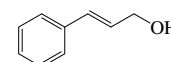
trans-3-Phenyl-2-propenenitrile



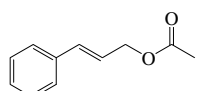
3-Phenyl-2-propenoic anhydride



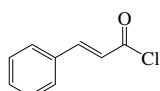
cis-3-Phenyl-2-propen-1-ol



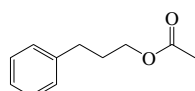
trans-3-Phenyl-2-propen-1-ol



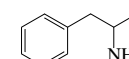
trans-3-Phenyl-2-propen-1-ol acetate



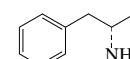
trans-3-Phenyl-2-propenoyl chloride



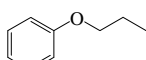
3-Phenylpropyl acetate



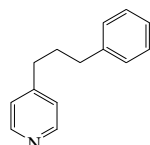
1-Phenyl-2-propylamine, (±)



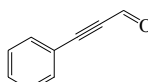
1-Phenyl-2-propylamine, (S)



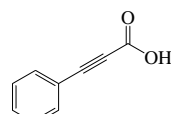
Phenyl propyl ether



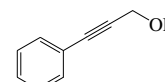
4-(3-Phenylpropyl)pyridine



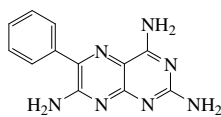
3-Phenyl-2-propynal



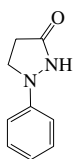
3-Phenyl-2-propynoic acid



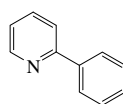
3-Phenyl-2-propyn-1-ol



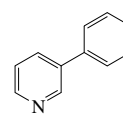
6-Phenyl-2,4,7-pteridinetriamine



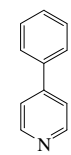
1-Phenyl-3-pyrazolidinone



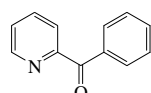
2-Phenylpyridine



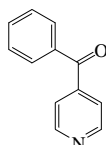
3-Phenylpyridine



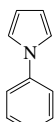
4-Phenylpyridine



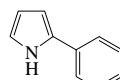
Phenyl-2-pyridinylmethanone



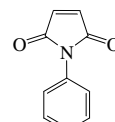
Phenyl-4-pyridinylmethanone



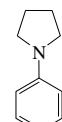
1-Phenyl-1H-pyrrole



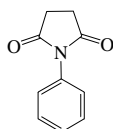
2-Phenyl-1H-pyrrole



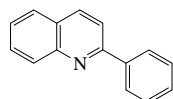
1-Phenyl-1H-pyrrole-2,5-dione



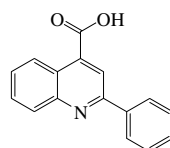
1-Phenylpyrrolidine



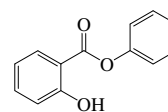
1-Phenyl-2,5-pyrrolidinedione



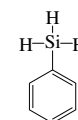
2-Phenylquinoline



2-Phenyl-4-quinolinecarboxylic acid

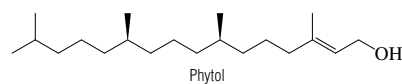
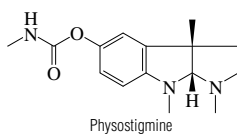
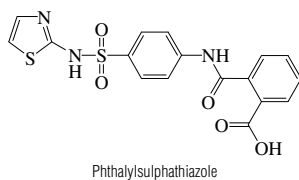
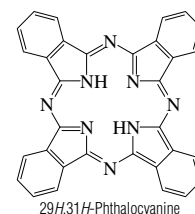
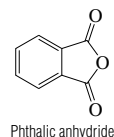
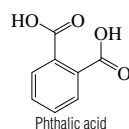
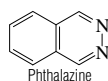
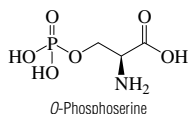
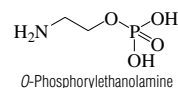
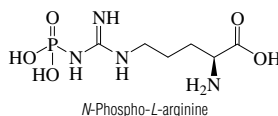
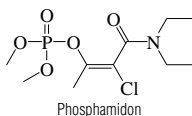
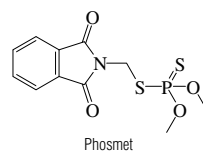
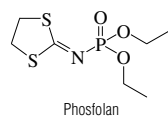
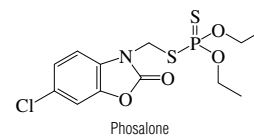
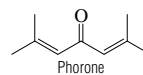
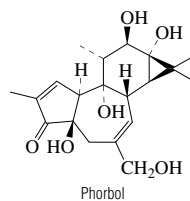
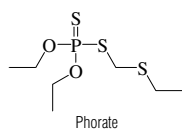
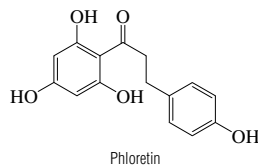
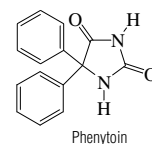
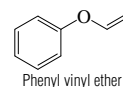
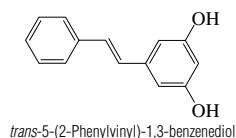
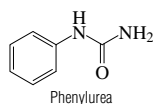
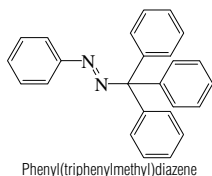
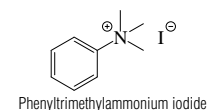
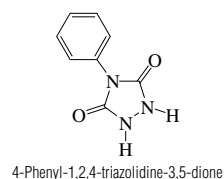
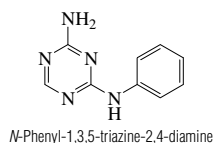
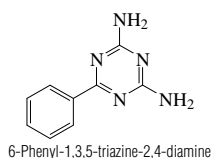
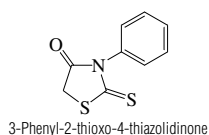
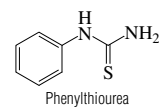
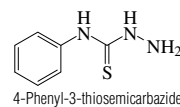
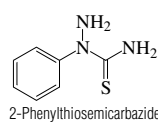
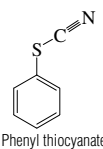
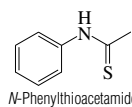
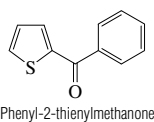
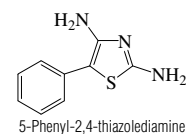
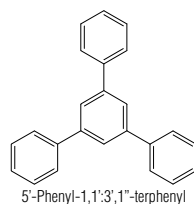
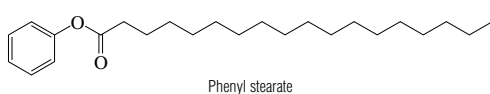
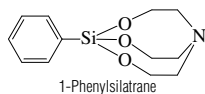


Phenyl salicylate

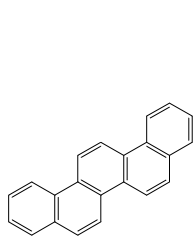


Phenylsilane

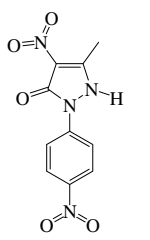
No.	Name	Synonym	Mol. Form.	CAS RN	Mol. Wt.	Physical Form	mp/°C	bp/°C	den/ g cm ⁻³	n _D	Solubility
8997	1-Phenylsilatrane		C ₁₂ H ₁₇ NO ₃ Si	2097-19-0	251.354	pr or nd (ace)	209				
8998	Phenyl stearate		C ₂₄ H ₄₀ O ₂	637-55-8	360.574		52	267 ¹⁵			i H ₂ O; s EtOH, eth
8999	5'-Phenyl-1,1':3',1''-terphenyl		C ₂₄ H ₁₈	612-71-5	306.400	orth nd (al or HOAc)	176	462	1.199 ³⁰		i H ₂ O; s EtOH, eth, HOAc; vs bz; sl chl
9000	5-Phenyl-2,4-thiazolidamine	Amiphenazole	C ₉ H ₉ N ₃ S	490-55-1	191.252	fl (dil al) br in air	163 dec				
9001	Phenyl-2-thienylmethanone		C ₁₁ H ₆ OS	135-00-2	188.246	nd (dil al)	56.5	300	1.1890 ⁵⁴	1.6181 ⁵⁴	i H ₂ O; s EtOH, eth
9002	<i>N</i> -Phenylthioacetamide	Thioacetanilide	C ₈ H ₉ NS	637-53-6	151.229	nd (w)	75.5	dec			
9003	Phenyl thiocyanate		C ₇ H ₅ NS	5285-87-0	135.187			232.5	1.153 ¹⁸		i H ₂ O; s EtOH, eth
9004	2-Phenylthiosemicarbazide	2-Phenylhydrazinecarbothioamide	C ₇ H ₉ N ₃ S	645-48-7	167.231	pr (al)	200 dec				
9005	4-Phenyl-3-thiosemicarbazide	<i>N</i> -Phenylhydrazinecarbothioamide	C ₇ H ₉ N ₃ S	5351-69-9	167.231	pl (al)	140 dec				i EtOH, lig; sl bz
9006	Phenylthiourea		C ₇ H ₈ N ₂ S	103-85-5	152.217	nd (w), pr (al)	154				sl H ₂ O; s EtOH, NaOH
9007	3-Phenyl-2-thioxo-4-thiazolidinone	3-Phenylrhodanine	C ₉ H ₉ NOS ₂	1457-46-1	209.288	ye pr (HOAc) nd or pr (al)	194.5				i H ₂ O; sl EtOH, eth; s ace, chl, HOAc
9008	6-Phenyl-1,3,5-triazine-2,4-diamine	Benzoguanamine	C ₉ H ₉ N ₅	91-76-9	187.201	nd, pl (al)	226.5				s EtOH, eth; sl tfa
9009	<i>N</i> -Phenyl-1,3,5-triazine-2,4-diamine	Amanozine	C ₉ H ₉ N ₅	537-17-7	187.201	cry (diox, 50% al)	235.5				
9010	4-Phenyl-1,2,4-triazolidine-3,5-dione		C ₈ H ₈ N ₃ O ₂	15988-11-1	177.161		205.5				
9011	Phenyltrimethylammonium iodide		C ₉ H ₁₄ IN	98-04-4	263.118	lf (al)	224				vs H ₂ O; s EtOH, HOAc; sl ace; i chl
9012	Phenyl(triphenylmethyl)diazene		C ₂₅ H ₂₀ N ₂	981-18-0	348.440		111 dec				
9013	Phenylurea		C ₇ H ₈ N ₂ O	64-10-8	136.151	mcl pr (w, al)	147	238	1.302 ²⁵		sl H ₂ O, eth, DMSO; s EtOH, AcOEt
9014	<i>trans</i> -5-(2-Phenylvinyl)-1,3-benzenediol	Pinosylvin	C ₁₄ H ₁₂ O ₂	22139-77-1	212.244	nd (HOAc)	156				vs ace, bz, chl, HOAc
9015	Phenyl vinyl ether		C ₈ H ₈ O	766-94-9	120.149			155.5	0.9770 ²⁰	1.5224 ²⁰	i H ₂ O; vs eth
9016	Phenytol	5,5-Diphenyl-2,4-imidazolidinedione	C ₁₅ H ₁₂ N ₂ O ₂	57-41-0	252.268	nd (al)	286				i H ₂ O; s EtOH, ace; sl eth, bz
9017	Phloretin		C ₁₅ H ₁₄ O ₅	60-82-2	274.269	nd (dil al), cry (ace)	263 dec				sl H ₂ O, chl; msc EtOH, bz; i eth; s ace
9018	Phorate		C ₇ H ₁₇ O ₂ PS ₃	298-02-2	260.378		<-15	119 ^{0,8}	1.16 ²⁵		
9019	Phorbol		C ₂₀ H ₂₈ O ₆	17673-25-5	364.432	cry (EtOH)	250 dec				s H ₂ O, ace
9020	Phorone		C ₉ H ₁₄ O	504-20-1	138.206	ye-grn pr	28	197.5	0.8850 ²⁰	1.4998 ²⁰	sl H ₂ O; s EtOH, eth, ace, ctc
9021	Phosalone		C ₁₂ H ₁₅ ClNO ₄ PS ₂	2310-17-0	367.808		46				
9022	Phosfolan		C ₇ H ₁₄ NO ₃ PS ₂	947-02-4	255.295		36.5	117 ^{0,001}			vs H ₂ O, bz, ace; sl eth; s hx
9023	Phosmet		C ₁₁ H ₁₂ NO ₄ PS ₂	732-11-6	317.321		72	dec			
9024	Phosphamidon		C ₁₀ H ₁₅ ClNO ₃ P	13171-21-6	299.689	oil	-45	162 ^{1,5}	1.2132 ²⁵	1.4718 ²⁵	msc H ₂ O; s hx
9025	<i>N</i> -Phospho- <i>L</i> -arginine		C ₆ H ₁₅ N ₄ O ₅ P	1189-11-3	254.181	cry (ace aq)	177				
9026	<i>O</i> -Phosphorylethanolamine	Ethanolamine <i>O</i> -phosphate	C ₂ H ₅ NO ₄ P	1071-23-4	141.063	cry (EtOH aq)	242				
9027	<i>O</i> -Phosphoserine		C ₃ H ₈ NO ₅ P	407-41-0	185.073	cry	166 dec				
9028	Phthalazine	2,3-Benzodiazine	C ₈ H ₆ N ₂	253-52-1	130.147		90.5	316			s H ₂ O, EtOH, bz; sl eth; i lig
9029	Phthalic acid	1,2-Benzenedicarboxylic acid	C ₈ H ₆ O ₄	88-99-3	166.132	pl (w)	230 dec	dec	2.18 ¹⁹¹		sl H ₂ O, eth; i chl; s EtOH
9030	Phthalic anhydride		C ₈ H ₄ O ₃	85-44-9	148.116	wh nd (al, bz)	130.8	295	1.527 ⁴		sl H ₂ O, eth; s EtOH, ace, bz
9031	2 <i>H</i> ,31 <i>H</i> -Phthalocyanine		C ₃₂ H ₁₈ N ₆	574-93-6	514.539	grsh-bl mcl (quinoline)		sub 550			i H ₂ O, EtOH, eth; s PhNH ₂
9032	Phthalylsulphathiazole		C ₁₇ H ₁₃ N ₃ O ₅ S ₂	85-73-4	403.432		273				i H ₂ O, eth, chl; sl EtOH; s acid, alk
9033	Physostigmine		C ₁₅ H ₂₁ N ₃ O ₂	57-47-6	275.347	orth pr (eth, bz)	105.5				sl H ₂ O; s EtOH, eth, bz, chl
9034	Phytol	3,7,11,15-Tetramethyl-2-hexadecen-1-ol, [<i>R</i> -(<i>R</i> *, <i>R</i> *-(<i>E</i>))]	C ₂₀ H ₄₀ O	150-86-7	296.531	oily liq		203 ¹⁰	0.8497 ²⁵	1.4595 ²⁵	



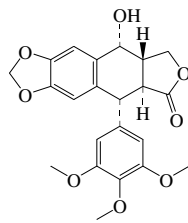
No.	Name	Synonym	Mol. Form.	CAS RN	Mol. Wt.	Physical Form	mp/°C	bp/°C	den/ g cm ⁻³	n _D	Solubility	
9035	Picene	Benzo[a]chrysene	C ₂₂ H ₁₄	213-46-7	278.346	lf, pl (xyl, py, sub)	368	519			i H ₂ O; sl EtOH, bz, chl; s con sulf	
9036	Picolonic acid		C ₁₀ H ₆ N ₄ O ₅	550-74-3	264.195	ye nd (al)	116	dec			sl H ₂ O; s EtOH, eth, MeOH	
9037	Picropodophyllin		C ₂₂ H ₂₂ O ₈	477-47-4	414.405	col nd (al, bz)	228				vs ace, bz, eth, EtOH	
9038	Picrotoxin		C ₃₀ H ₃₄ O ₁₃	124-87-8	602.583	orth lf	203.5				vs py, EtOH	
9039	Pilocarpine		C ₁₁ H ₁₆ N ₂ O ₂	92-13-7	208.257	nd	34	260 ⁵			s H ₂ O, EtOH; sl eth, bz; vs chl; i peth	
9040	Pilocarpine, monohydrochloride		C ₁₁ H ₁₇ ClN ₂ O ₂	54-71-7	244.718	hyg cry	204.5				vs H ₂ O, EtOH	
9041	Pilocarpine, mononitrate		C ₁₁ H ₁₇ N ₃ O ₅	148-72-1	271.270	wh pow or cry (al)	178				vs H ₂ O	
9042	Pilosine		C ₁₆ H ₁₈ N ₂ O ₃	13640-28-3	286.325	nd (al)	179					
9043	Pimaric acid	Dextropimaric acid	C ₂₀ H ₃₀ O ₂	127-27-5	302.451	orth (ace) pr (al)	218.5	282 ¹⁸			vs eth, py, EtOH	
9044	Pinane	2,6,6-Trimethylbicyclo[3.1.1]heptane	C ₁₀ H ₁₈	473-55-2	138.250	oil	-53	169	0.8467 ²¹	1.4605 ²¹		
9045	<i>trans</i> -2-Pinanol	Pinene hydrate	C ₁₀ H ₁₈ O	35408-04-9	154.249		60	81 ¹⁰				
9046	Pindolol		C ₁₄ H ₁₈ N ₂ O ₂	13523-86-9	248.321	cry (EtOH)	172					
9047	α -Pinene	2-Pinene	C ₁₀ H ₁₆	80-56-8	136.234	liq	-64	156.2	0.8539 ²⁵	1.4632 ²⁵	i H ₂ O; msc EtOH, eth, chl	
9048	β -Pinene	Nopinene	C ₁₀ H ₁₆	127-91-3	136.234	liq	-61.5	166	0.860 ²⁵	1.4768 ²⁵	i H ₂ O; s bz, EtOH, eth, chl	
9049	Piperazine	Diethylenediamine	C ₄ H ₁₀ N ₂	110-85-0	86.135	hyg pl or lf (al)	106	146		1.446 ¹¹³	vs H ₂ O; s EtOH, chl; i eth	
9050	1-Piperazinecarboxaldehyde		C ₆ H ₁₀ N ₂ O	7755-92-2	114.145			95 ⁵		1.5094 ²⁰		
9051	1,4-Piperazinediethanol		C ₈ H ₁₈ N ₂ O ₂	122-96-3	174.241		135	217 ³⁰				
9052	Piperazine dihydrochloride	Diethylenediamine dihydrochloride	C ₄ H ₁₂ Cl ₂ N ₂	142-64-3	159.057						sl H ₂ O; i EtOH	
9053	2,5-Piperazinedione		C ₄ H ₆ N ₂ O ₂	106-57-0	114.103	tab or pl (w)	312 dec	sub 260			sl H ₂ O, EtOH; s HCl	
9054	1,4-Piperazinedipropylamine	1,4-Bis(3-aminopropyl)piperazine	C ₁₀ H ₂₄ N ₄	7209-38-3	200.325		15	151 ²	0.972 ²⁵	1.5015 ²⁰		
9055	1-Piperazineethanamine	1-(2-Aminoethyl)piperazine	C ₈ H ₁₅ N ₃	140-31-8	129.203			220	0.985 ²⁵	1.4983 ²⁰		
9056	1-Piperazineethanol		C ₈ H ₁₄ N ₂ O	103-76-4	130.187			246	1.061 ²⁵	1.5065 ²⁰		
9057	1-Piperidinamine		C ₈ H ₁₂ N ₂	2213-43-6	100.162			147	0.928 ²⁵	1.4750 ²⁰		
9058	Piperidine	Azacyclohexane	C ₅ H ₁₁ N	110-89-4	85.148	liq	-11.02	106.22	0.8606 ²⁰	1.4530 ²⁰	msc H ₂ O, EtOH; s eth, ace, bz, chl	
9059	1-Piperidinecarboxaldehyde		C ₆ H ₁₁ NO	2591-86-8	113.157	liq	-30.8	222.5	1.0158 ²⁵	1.4805 ²⁵	msc H ₂ O, EtOH, eth, bz, chl, lig	
9060	4-Piperidinecarboxamide		C ₆ H ₁₂ N ₂ O	39546-32-2	128.171			138.5				
9061	2-Piperidinecarboxylic acid, (S)	L-Pipecolic acid	C ₆ H ₁₁ NO ₂	3105-95-1	129.157	nd (MeOH/eth)	260					
9062	3-Piperidinecarboxylic acid	Nipecotic acid	C ₆ H ₁₁ NO ₂	498-95-3	129.157			261 dec			vs H ₂ O	
9063	4-Piperidinecarboxylic acid	Isonipecotic acid	C ₆ H ₁₁ NO ₂	498-94-2	129.157	nd		336				
9064	1-Piperidineethanol		C ₇ H ₁₅ NO	3040-44-6	129.200			17.9	202; 90 ¹²	0.9703 ²⁵	1.4749 ²⁰	msc H ₂ O; vs EtOH
9065	2-Piperidineethanol	2-(2-Hydroxyethyl)piperidine	C ₇ H ₁₅ NO	1484-84-0	129.200			69	202; 145 ³⁶	1.01 ²⁷	1.4907 ²⁰	vs H ₂ O
9066	4-Piperidineethanol	4-(2-Hydroxyethyl)piperidine	C ₇ H ₁₅ NO	622-26-4	129.200	syr	132.5	227.5	1.0059 ¹⁵	1.4907 ²⁰	vs H ₂ O, eth, EtOH	
9067	Piperidine, hydrochloride	Piperidinium chloride	C ₅ H ₁₂ ClN	6091-44-7	121.609			142 dec			vs H ₂ O, chl	
9068	4-Piperidinemethanamine	4-(Aminomethyl)piperidine	C ₆ H ₁₄ N ₂	7144-05-0	114.188			25	200; 31 ¹⁰		1.4900 ²⁰	
9069	2-Piperidinemethanol		C ₆ H ₁₃ NO	3433-37-2	115.173			69	104 ¹⁰ , 80 ¹		sl chl	
9070	3-Piperidinemethanol		C ₆ H ₁₃ NO	4606-65-9	115.173			61	106 ^{3,5}	1.0263 ²⁰	1.4964 ²⁰	sl chl
9071	1-Piperidinepropanenitrile		C ₈ H ₁₄ N ₂	3088-41-3	138.210			-6.8	145 ⁵⁰	0.9403 ²⁵	1.4676 ²⁵	
9072	2-Piperidinone		C ₅ H ₉ NO	675-20-7	99.131	hyg	39.5	256			vs H ₂ O, EtOH, eth; s dil acid; i con alk	
9073	2-(1-Piperidinylmethyl)cyclohexanone	Pimeclone	C ₁₂ H ₂₁ NO	534-84-9	195.301					119 ¹⁴		
9074	1-(2-Piperidinyl)-2-propanone, (\pm)		C ₈ H ₁₅ NO	539-00-4	141.211	oil			91 ¹⁴	0.9624 ²⁰	1.4683 ²⁰	vs EtOH, chl
9075	3-(2-Piperidinyl)pyridine, (S)	Anabasine	C ₁₀ H ₁₄ N ₂	494-52-0	162.231	liq	9	276; 146 ¹⁴	1.0455 ²⁰	1.5430 ²⁰	msc H ₂ O; s EtOH, eth, bz	
9076	Piperine		C ₁₇ H ₁₉ NO ₃	94-62-2	285.338	pr (AcOEt) pl or mcl pr (al), cry	131.5				i H ₂ O; s EtOH, bz, py; sl eth; vs chl	
9077	Piperonyl butoxide		C ₁₉ H ₃₀ O ₅	51-03-6	338.438			180 ¹	1.05 ²⁵			
9078	Piperonyl sulfoxide	Isosafrole octyl sulfoxide	C ₁₈ H ₂₆ O ₂ S	120-62-7	324.478	ye-br liq		dec		1.530 ²⁵	sl H ₂ O; misc os	
9079	Pipobroman		C ₁₀ H ₁₆ Br ₂ N ₂ O ₂	54-91-1	356.054		106					
9080	Piprotal	Tropital	C ₂₄ H ₄₀ O ₃	5281-13-0	456.570	liq				215 ⁰⁴		



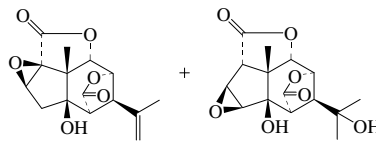
Picene



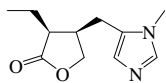
Picrolonic acid



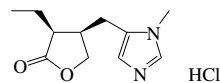
Picropodophyllin



Picrotoxin

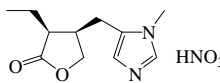


Pilocarpine

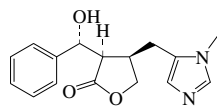


Pilocarpine, monohydrochloride

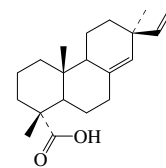
HCl



Pilocarpine, mononitrate

HNO₃

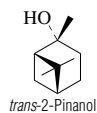
Pilosine



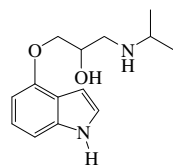
Pimaric acid



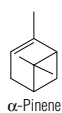
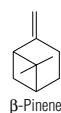
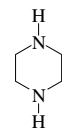
Pinane



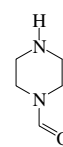
trans-2-Pinanol



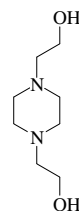
Pindolol

 α -Pinene β -Pinene

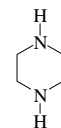
Piperazine



1-Piperazinecarboxaldehyde

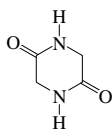


1,4-Piperazinediethanol

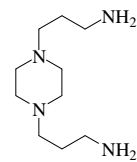


Piperazine dihydrochloride

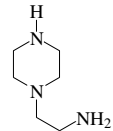
2HCl



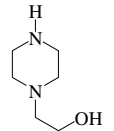
2,5-Piperazinedione



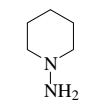
1,4-Piperazinedipropanamine



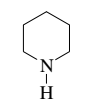
1-Piperazineethanamine



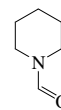
1-Piperazineethanol



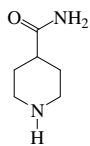
1-Piperidinamine



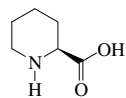
Piperidine



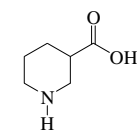
1-Piperidinecarboxaldehyde



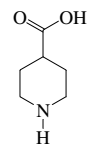
4-Piperidinecarboxamide



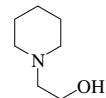
2-Piperidinecarboxylic acid, (S)



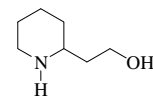
3-Piperidinecarboxylic acid



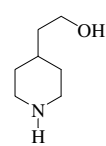
4-Piperidinecarboxylic acid



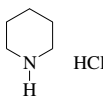
1-Piperidineethanol



2-Piperidineethanol

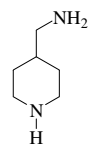


4-Piperidineethanol

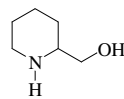


Piperidine, hydrochloride

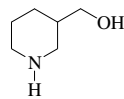
HCl



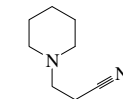
4-Piperidinemethanamine



2-Piperidinemethanol



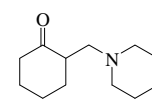
3-Piperidinemethanol



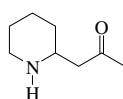
1-Piperidinepropanenitrile



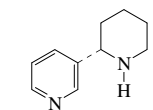
2-Piperidinone



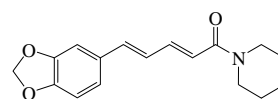
2-(1-Piperidinylmethyl)cyclohexanone



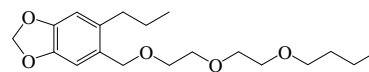
1-(2-Piperidinyl)-2-propanone, (+)



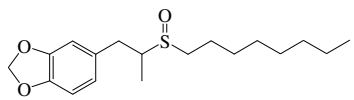
3-(2-Piperidinyl)pyridine, (S)



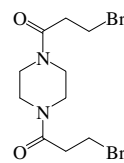
Piperine



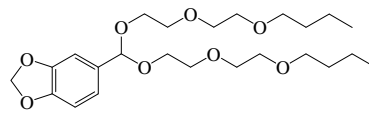
Piperonyl butoxide



Piperonyl sulfoxide

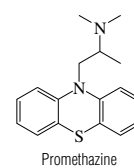
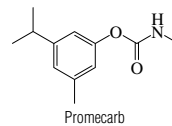
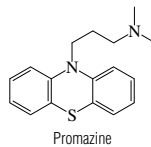
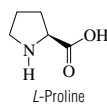
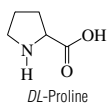
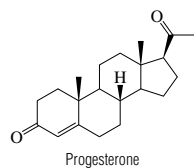
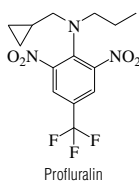
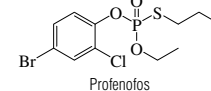
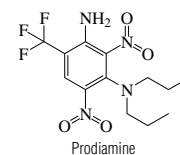
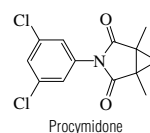
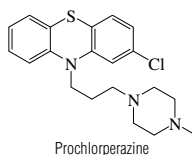
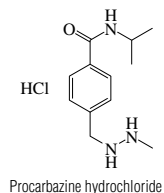
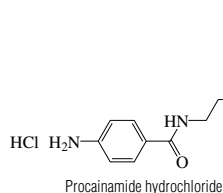
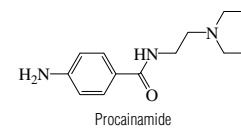
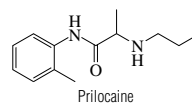
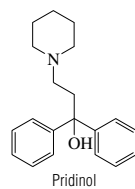
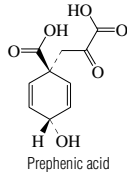
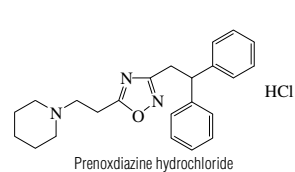
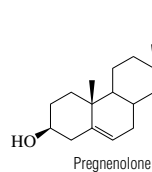
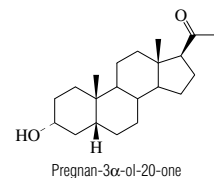
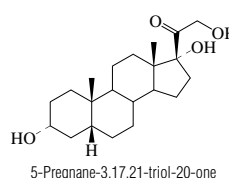
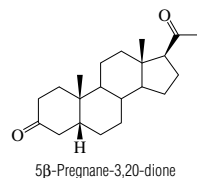
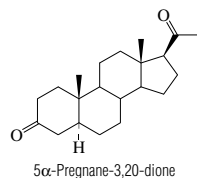
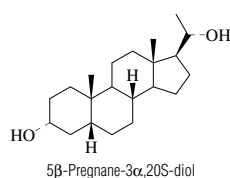
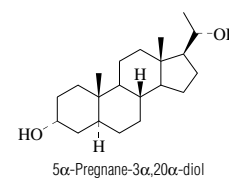
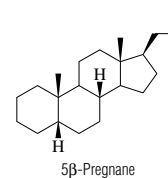
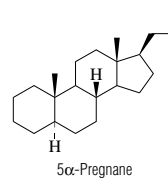
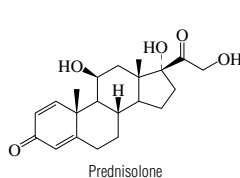
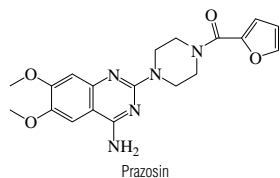
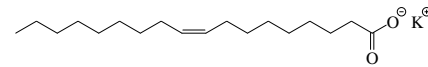
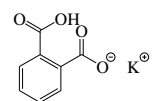
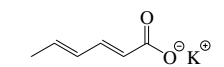
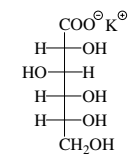
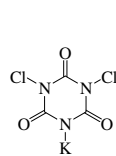
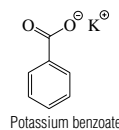
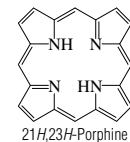
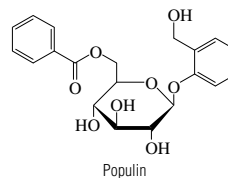
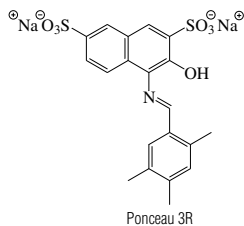
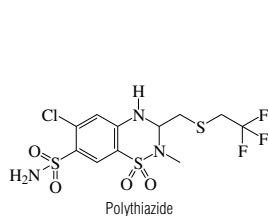
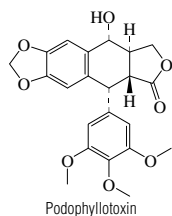
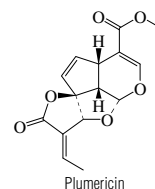
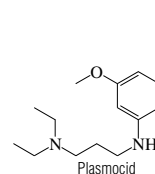
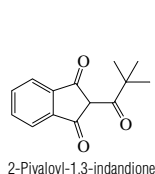
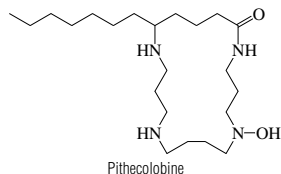
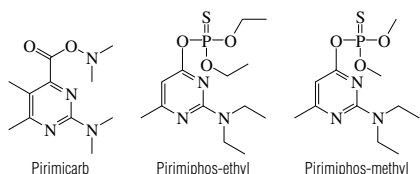


Pipobroman

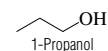
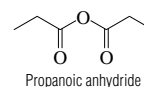
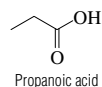
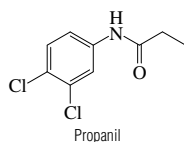
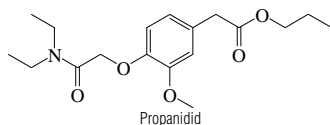
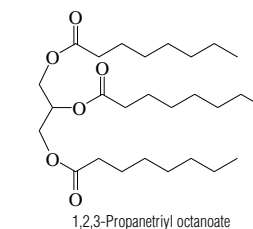
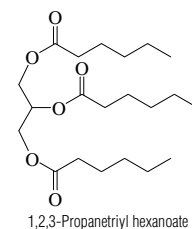
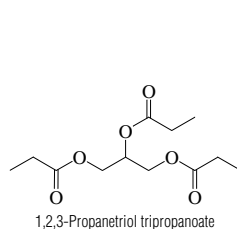
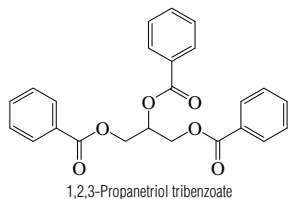
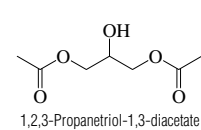
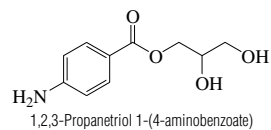
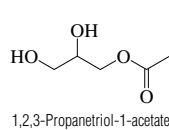
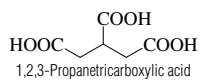
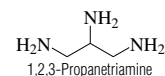
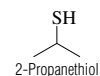
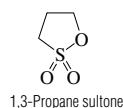
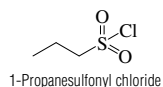
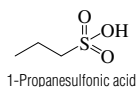
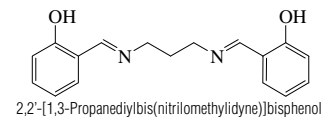
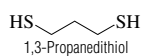
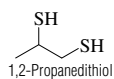
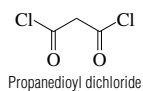
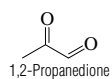
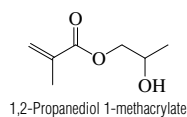
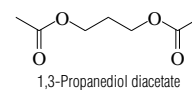
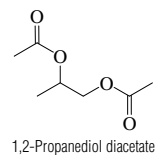
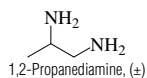
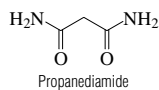
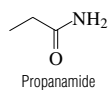
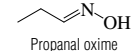
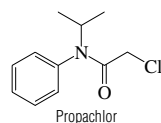
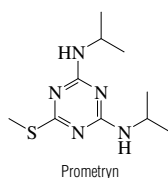
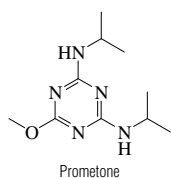
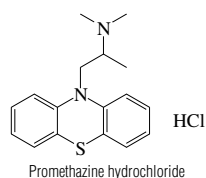


Piprotal

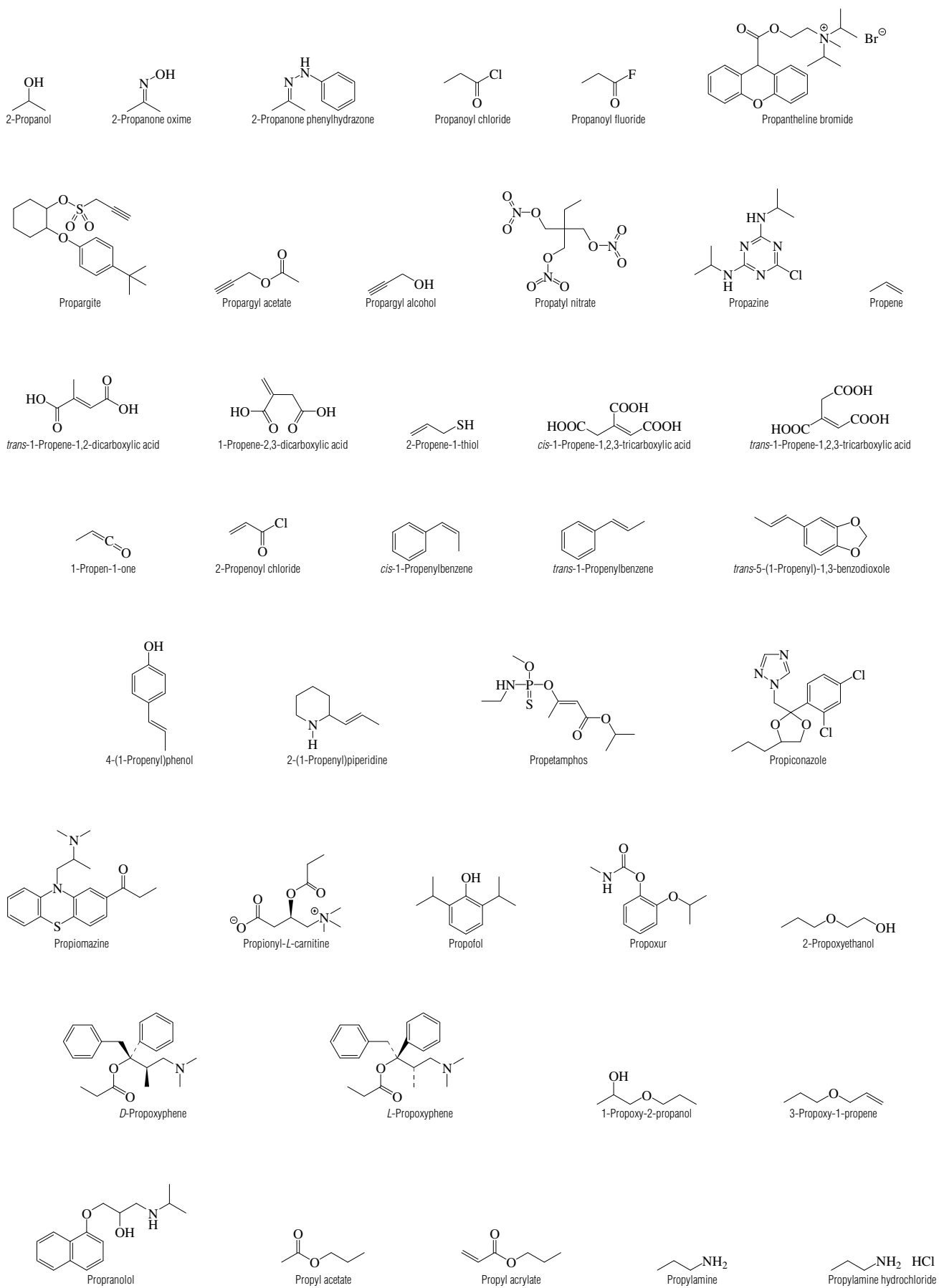
No.	Name	Synonym	Mol. Form.	CAS RN	Mol. Wt.	Physical Form	mp/°C	bp/°C	den/ g cm ⁻³	n _D	Solubility
9081	Pirimicarb		C ₁₁ H ₁₈ N ₄ O ₂	23103-98-2	238.287		90.5				
9082	Pirimiphos-ethyl		C ₁₃ H ₂₄ N ₃ O ₃ PS	23505-41-1	333.387			dec >130	1.14 ²⁰		
9083	Pirimiphos-methyl		C ₁₁ H ₂₀ N ₃ O ₃ PS	29232-93-7	305.334		15	dec	1.17 ²⁰		
9084	Pithecolobine		C ₂₂ H ₄₆ N ₄ O ₂	22368-82-7	398.626	cry	68	230 ^{0.007}			s H ₂ O, chl, eth, EtOH, peth
9085	2-Pivaloyl-1,3-indandione	Pindone	C ₁₄ H ₁₄ O ₃	83-26-1	230.259	ye cry	109				
9086	Plasmocid		C ₁₇ H ₂₆ N ₂ O	551-01-9	287.400			182 ^{1.0}	1.0569 ²⁴	1.5855 ²⁴	
9087	Plumericin		C ₁₅ H ₁₄ O ₆	77-16-7	290.268						s chl
9088	Podophyllotoxin		C ₂₂ H ₂₂ O ₆	518-28-5	414.405		183				sl H ₂ O; vs EtOH; i eth; s ace, bz, HOAc
9089	Polythiazide		C ₁₁ H ₁₃ ClF ₃ N ₃ O ₄ S ₃	346-18-9	439.882		214				
9090	Ponceau 3R	C.I. Food Red 6	C ₁₉ H ₁₆ N ₂ Na ₂ O ₇ S ₂	3564-09-8	494.449	dk red pow					s H ₂ O; sl EtOH
9091	Populin		C ₂₀ H ₂₂ O ₃	99-17-2	390.384	nd (w+2), pr (al)	180				
9092	21H,23H-Porphine		C ₂₀ H ₁₄ N ₄	101-60-0	310.352	red or oran lf (chl-MeOH)	360	sub 300	1.336 ²⁵		i H ₂ O, eth, ace, bz; sl EtOH; s diox
9093	Potassium benzoate		C ₇ H ₅ KO ₂	582-25-2	160.212	hyg cry					
9094	Potassium dichloroisocyanurate	Troclosene potassium	C ₃ Cl ₂ KN ₃ O ₃	2244-21-5	236.054	hyg cry	250 dec				
9095	Potassium D-gluconate		C ₆ H ₁₁ KO ₇	299-27-4	234.245	ye-wh cry	183 dec				vs H ₂ O; i EtOH, eth, bz, chl
9096	Potassium trans,trans-2,4-hexadienoate	Potassium sorbate	C ₈ H ₇ KO ₂	24634-61-5	150.217		>270 dec		1.361 ²⁵		vs H ₂ O; s EtOH
9097	Potassium hydrogen phthalate	Potassium biphthalate	C ₈ H ₄ KO ₄	877-24-7	204.222				1.636 ²⁵		s H ₂ O; sl EtOH
9098	Potassium cis-9-octadecenoate	Potassium oleate	C ₁₈ H ₃₃ KO ₂	143-18-0	320.552	ye-br solid					s H ₂ O, EtOH
9099	Prazosin		C ₁₉ H ₁₄ N ₅ O ₄	19216-56-9	383.402	cry	279				
9100	Prednisolone		C ₂₁ H ₂₈ O ₅	50-24-8	360.444		235				
9101	5α-Pregnane	Allopregnane	C ₂₁ H ₃₆	641-85-0	288.511		84.5				
9102	5β-Pregnane	17β-Ethyletiocholane	C ₂₁ H ₃₆	481-26-5	288.511	mcl sc or pl (MeOH)	83.5		1.032 ¹⁵		i H ₂ O; s chl, MeOH
9103	5α-Pregnane-3α,20α-diol	Allopregnane-3α,20α-diol	C ₂₁ H ₃₆ O ₂	566-58-5	320.510	cry (MeOH)	244				
9104	5β-Pregnane-3α,20S-diol	Pregnediol	C ₂₁ H ₃₆ O ₂	80-92-2	320.510	pl (ace)	243.5		1.15 ²⁵		sl EtOH, eth; s ace
9105	5α-Pregnane-3,20-dione	3,20-Allopregnenedione	C ₂₁ H ₃₂ O ₂	566-65-4	316.478	cry	200				
9106	5β-Pregnane-3,20-dione		C ₂₁ H ₃₂ O ₂	128-23-4	316.478	nd (dil al) cry (dil ace)	123				i H ₂ O; vs EtOH; s eth, ace
9107	5-Pregnane-3,17,21-triol-20-one	3,17,21-Trihydroxypregnan-20-one, (3α,5β)	C ₂₁ H ₃₄ O ₄	68-60-0	350.493	cry (EtOAc)	226				
9108	Pregnan-3α-ol-20-one		C ₂₁ H ₃₄ O ₂	128-20-1	318.494	nd (bz), cry (dil al)	149.5				vs EtOH
9109	Pregnenolone		C ₂₁ H ₃₂ O ₂	145-13-1	316.478	nd (dil al)	192				
9110	Prenoxdiazine hydrochloride		C ₂₃ H ₂₈ ClN ₃ O	982-43-4	397.940		186.5				
9111	Prephenic acid		C ₁₀ H ₁₀ O ₆	126-49-8	226.182	free acid unstab					
9112	Pridinol	1,1-Diphenyl-3-(1-piperidinyl)-1-propanol	C ₂₀ H ₂₅ NO	511-45-5	295.419	cry	120				s ace
9113	Prilocaine	N-(2-Methylphenyl)-2-(propylamino)propanamide	C ₁₃ H ₂₀ N ₂ O	721-50-6	220.310	nd	38	160 ¹		1.5299 ²⁰	
9114	Procainamide	4-Amino-N-[2-(diethylamino)ethyl]benzamide	C ₁₃ H ₂₁ N ₃ O	51-06-9	235.325		47	212 ²			
9115	Procainamide hydrochloride		C ₁₃ H ₂₂ ClN ₃ O	614-39-1	271.786		166				vs H ₂ O; s EtOH; i eth, bz; sl chl
9116	Procarbazine hydrochloride		C ₁₂ H ₂₀ ClN ₃ O	366-70-1	257.759	cry (MeOH)	225				
9117	Prochlorperazine		C ₂₀ H ₂₄ ClN ₃ S	58-38-8	373.943		228				
9118	Procymidone		C ₁₃ H ₁₁ Cl ₂ NO ₂	32809-16-8	284.138		166		1.452 ²⁵		
9119	Prodiamine		C ₁₃ H ₁₇ F ₃ N ₄ O ₄	29091-21-2	350.294		124		1.47 ²⁵		
9120	Profenofos		C ₁₁ H ₁₅ BrClO ₃ PS	41198-08-7	373.631			110 ^{0.001}	1.455 ²⁰		
9121	Profluralin		C ₁₄ H ₁₆ F ₃ N ₃ O ₄	26399-36-0	347.290		34				
9122	Progesterone	Pregn-4-ene-3,20-dione	C ₂₁ H ₃₀ O ₂	57-83-0	314.462	pr	129		1.166 ²³		i H ₂ O; s EtOH, diox, ace
9123	DL-Proline		C ₅ H ₉ NO ₂	609-36-9	115.131	hyg nd (al-eth) cry (+w)	205 dec				vs H ₂ O, EtOH
9124	L-Proline	2-Pyrrolidinecarboxylic acid	C ₅ H ₉ NO ₂	147-85-3	115.131	nd (al-eth) pr (w)	221 dec				vs H ₂ O; sl EtOH, ace, bz; i eth, PrOH
9125	Promazine		C ₁₇ H ₂₀ N ₂ S	58-40-2	284.419			206 ^{0.3}			
9126	Promecarb	Phenol, 3-methyl-5-(1-methylethyl)-, methylcarbamate	C ₁₂ H ₁₇ NO ₂	2631-37-0	207.269		87	117 ^{0.01}			
9127	Promethazine	N,Nα-Trimethyl-10H-phenothiazine-10-ethanamine	C ₁₇ H ₂₀ N ₂ S	60-87-7	284.419		60	191 ^{0.5}			i H ₂ O; vs dil HCl



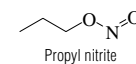
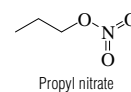
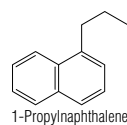
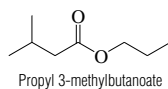
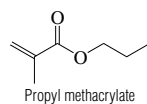
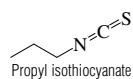
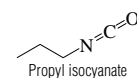
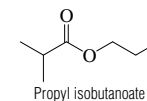
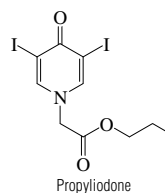
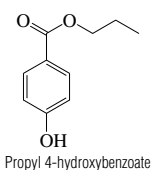
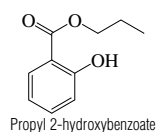
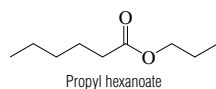
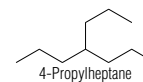
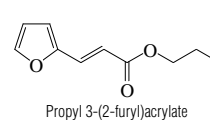
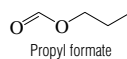
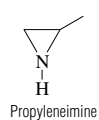
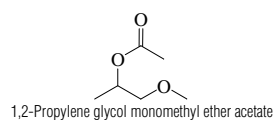
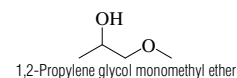
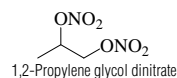
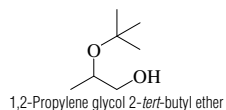
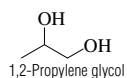
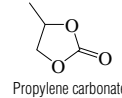
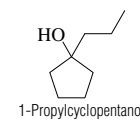
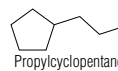
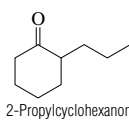
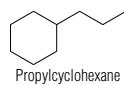
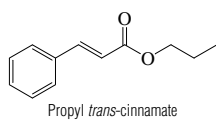
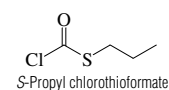
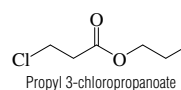
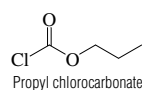
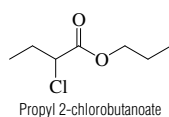
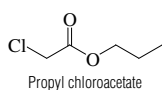
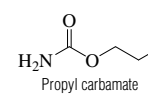
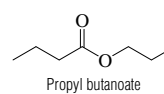
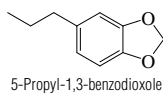
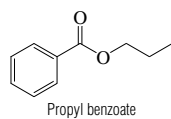
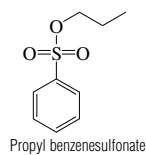
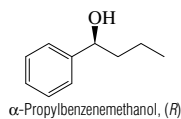
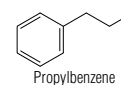
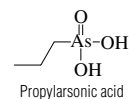
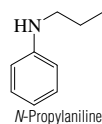
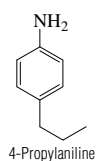
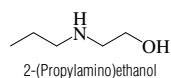
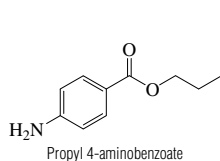
No.	Name	Synonym	Mol. Form.	CAS RN	Mol. Wt.	Physical Form	mp/°C	bp/°C	den/ g cm ⁻³	n _D	Solubility
9128	Promethazine hydrochloride	Diprazin	C ₁₇ H ₂₁ ClN ₂ S	58-33-3	320.880		231				vs H ₂ O, EtOH, chl
9129	Prometone		C ₁₀ H ₁₉ N ₃ O	1610-18-0	225.291	solid	91.5				
9130	Prometryn	<i>N,N'</i> -Diisopropyl-6-(methylthio)-1,3,5-triazine-2,4-diamine	C ₁₀ H ₁₉ N ₃ S	7287-19-6	241.357		119		1.157 ²⁰		
9131	Propachlor	Acetamide, 2-chloro- <i>N</i> -(1-methylethyl)- <i>N</i> -phenyl-	C ₁₁ H ₁₄ ClNO	1918-16-7	211.688		77	110 ^{0.03}	1.242 ²⁵		
9132	Propanal	Propionaldehyde	C ₃ H ₆ O	123-38-6	58.079	liq	-80	48	0.8657 ²⁵	1.3636 ²⁰	s H ₂ O; msc EtOH, eth
9133	Propanal oxime		C ₃ H ₇ NO	627-39-4	73.094		40	131.5	0.9258 ²⁰	1.4287 ²⁰	
9134	Propanamide	Propionamide	C ₃ H ₇ NO	79-05-0	73.094	rhom, pl (bz)	81.3	213	0.9262 ¹⁰	1.4180 ¹¹⁰	vs H ₂ O, EtOH, eth, chl
9135	Propane		C ₃ H ₈	74-98-6	44.096	col gas	-187.63	-42.1	0.493 ²⁵ (p>1 atm)		s H ₂ O, EtOH; vs eth, bz; sl ace
9136	Propanediamide		C ₃ H ₈ N ₂ O ₂	108-13-4	102.092	mcl pr(w)	170.8				s H ₂ O; i EtOH, eth, bz; sl DMSO
9137	1,2-Propanediamine, (±)	Propylenediamine	C ₃ H ₁₀ N ₂	10424-38-1	74.124	hyg		119.5	0.878 ¹⁵	1.4460 ²⁰	vs H ₂ O; i eth; vs chl
9138	1,3-Propanediamine	1,3-Diaminopropane	C ₃ H ₁₀ N ₂	109-76-2	74.124	liq	-10.8	139.8	0.884 ²⁵	1.4600 ²⁰	s H ₂ O; msc EtOH, eth
9139	1,2-Propanediol diacetate		C ₇ H ₁₂ O ₄	623-84-7	160.168			190.5	1.059 ²⁰	1.4173 ²⁰	vs H ₂ O; s EtOH, eth
9140	1,3-Propanediol diacetate		C ₇ H ₁₂ O ₄	628-66-0	160.168			209.5	1.070 ¹⁴	1.4192	vs H ₂ O; s EtOH
9141	1,2-Propanediol 1-methacrylate	2-Hydroxypropyl methacrylate	C ₇ H ₁₂ O ₃	923-26-2	144.168			90 ³ , 57 ^{0.5}	1.066 ²⁵	1.4458 ²⁰	
9142	1,2-Propanedione	Pyruvaldehyde	C ₃ H ₄ O ₂	78-98-8	72.063	ye hyg liq		72	1.0455 ²⁰	1.4002 ¹⁸	s EtOH, eth, bz
9143	Propanediol dichloride		C ₃ H ₂ Cl ₂ O ₂	1663-67-8	140.953			57 ²⁸	1.4509 ²⁰	1.4639 ²⁰	s eth, AcOEt
9144	1,2-Propanedithiol		C ₃ H ₆ S ₂	814-67-5	108.226			152	1.08 ²⁰	1.532 ²⁰	s chl
9145	1,3-Propanedithiol	Trimethylene dimercaptan	C ₃ H ₆ S ₂	109-80-8	108.226	liq	-79	172.9	1.0772 ²⁰	1.5392 ²⁰	sl H ₂ O, ctc; msc EtOH, eth, bz
9146	2,2'-[1,3-Propanediylbis(nitrimethylidene)]bisphenol	Disalicylidene-1,3-propanediamine	C ₁₇ H ₁₈ N ₂ O ₂	120-70-7	282.337		54.3				
9147	Propanenitrile	Ethyl cyanide	C ₃ H ₅ N	107-12-0	55.079	liq	-92.78	97.14	0.7818 ²⁰	1.3655 ²⁰	vs H ₂ O; s EtOH, eth, ace, bz, ctc
9148	1-Propanesulfonic acid		C ₃ H ₆ O ₃ S	5284-66-2	124.159		8	136 ¹	1.2516 ²⁵		
9149	1-Propanesulfonyl chloride		C ₃ H ₅ ClO ₂ S	10147-36-1	142.605			dec 180; 77 ¹²	1.267 ²⁰	1.452 ²⁰	
9150	1,3-Propane sultone	1,2-Oxathiolane, 2,2-dioxide	C ₃ H ₆ O ₃ S	1120-71-4	122.143						s chl
9151	1-Propanethiol	Propyl mercaptan	C ₃ H ₆ S	107-03-9	76.161	liq	-113.13	67.8	0.8411 ²⁰	1.4380 ²⁰	sl H ₂ O; s EtOH, eth, ace, bz
9152	2-Propanethiol	Isopropyl mercaptan	C ₃ H ₆ S	75-33-2	76.161	liq	-130.5	52.6	0.8143 ²⁰	1.4255 ²⁰	sl H ₂ O; msc EtOH, eth; vs ace; s chl
9153	1,2,3-Propanetriamine	1,2,3-Triaminopropane	C ₃ H ₁₁ N ₃	21291-99-6	89.139	visc oil		190; 92 ⁹			s H ₂ O
9154	1,2,3-Propanetricarboxylic acid	Tricarballic acid	C ₆ H ₆ O ₆	99-14-9	176.124	orth (eth)	166				vs H ₂ O, EtOH; sl eth
9155	1,2,3-Propanetriol-1-acetate		C ₆ H ₁₀ O ₄	106-61-6	134.131			158 ¹⁶⁵ , 129 ³	1.2060 ²⁰	1.4157 ²⁰	vs H ₂ O, EtOH
9156	1,2,3-Propanetriol 1-(4-aminobenzoate)	Glyceryl <i>p</i> -aminobenzoate	C ₁₀ H ₁₃ NO ₄	136-44-7	211.215						i H ₂ O; s EtOH
9157	1,2,3-Propanetriol-1,3-diacetate	1,3-Diacetin	C ₇ H ₁₂ O ₅	105-70-4	176.167	hyg liq		260; 149 ¹²	1.179 ¹⁵	1.4395 ²⁰	vs H ₂ O, EtOH; sl eth; i CS ₂
9158	1,2,3-Propanetriol tribenzoate		C ₂₄ H ₂₆ O ₆	614-33-5	404.412	nd (MeOH)	76		1.228 ¹²		i H ₂ O; s EtOH; vs eth, ace, bz, chl
9159	1,2,3-Propanetriol tripropanoate		C ₁₂ H ₂₀ O ₆	139-45-7	260.283			175 ²⁰ , 157 ¹³	1.108 ¹⁵	1.4318 ¹⁹	i H ₂ O; s EtOH, chl; vs eth
9160	1,2,3-Propanetriyl hexanoate		C ₂₁ H ₃₈ O ₆	621-70-5	386.523		-60	>200	0.9867 ²⁰	1.4427 ²⁰	i H ₂ O; msc EtOH, eth, bz; vs ace
9161	1,2,3-Propanetriyl octanoate		C ₂₇ H ₅₀ O ₆	538-23-8	470.682		10	233	0.9540 ²⁰	1.4482 ²⁰	i H ₂ O; msc EtOH; vs eth, bz, chl, liq
9162	Propanidid		C ₁₈ H ₂₇ NO ₅	1421-14-3	337.411			211 ^{0.7}			i H ₂ O; s EtOH, chl
9163	Propanil	Propanamide, <i>N</i> -(3,4-dichlorophenyl)-	C ₉ H ₆ Cl ₂ NO	709-98-8	218.079		92		1.25 ²⁵		
9164	Propanoic acid	Propionic acid	C ₃ H ₆ O ₂	79-09-4	74.079	liq	-20.5	141.15	0.9882 ²⁵	1.3809 ²⁰	msc H ₂ O, EtOH; s eth; sl chl
9165	Propanoic anhydride	Propionic anhydride	C ₆ H ₁₀ O ₃	123-62-6	130.141	liq	-45	170; 67.5 ¹⁸	1.0110 ²⁰	1.4038 ²⁰	msc eth; sl ctc
9166	1-Propanol	Propyl alcohol	C ₃ H ₈ O	71-23-8	60.095	liq	-124.39	97.2	0.7997 ²⁵	1.3850 ²⁰	msc H ₂ O, EtOH, eth; s ace, chl; vs bz



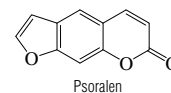
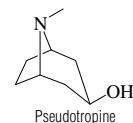
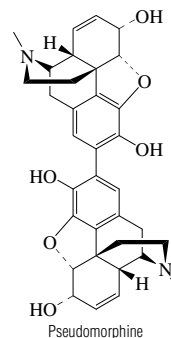
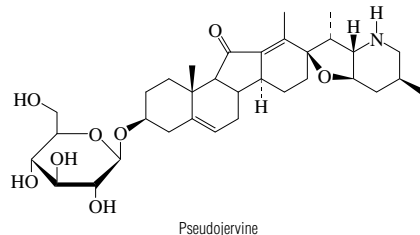
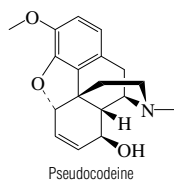
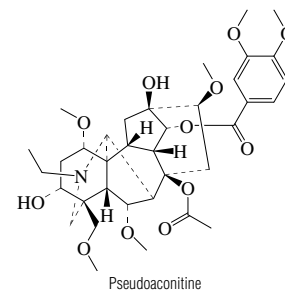
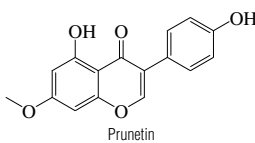
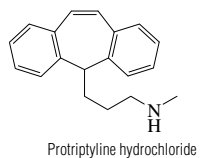
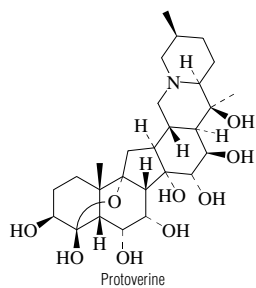
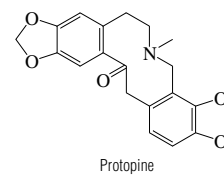
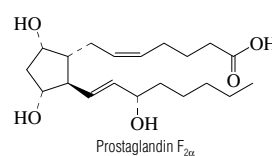
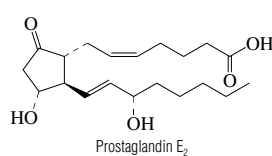
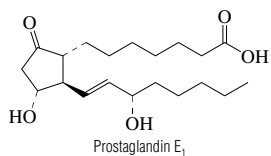
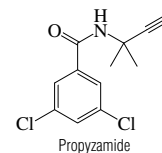
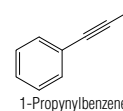
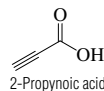
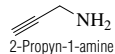
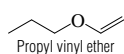
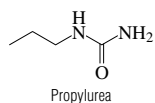
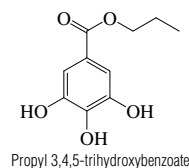
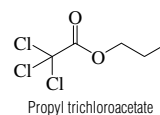
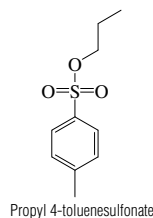
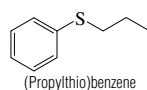
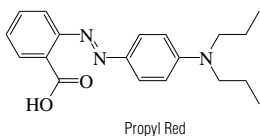
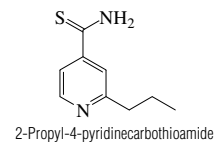
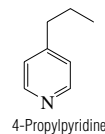
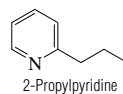
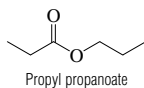
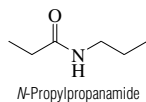
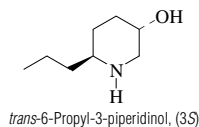
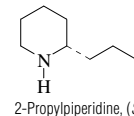
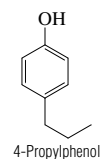
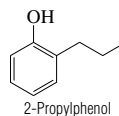
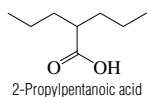
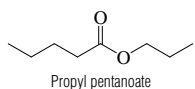
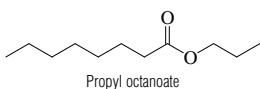
No.	Name	Synonym	Mol. Form.	CAS RN	Mol. Wt.	Physical Form	mp/°C	bp/°C	den/ g cm ⁻³	n _D	Solubility
9167	2-Propanol	Isopropyl alcohol	C ₃ H ₈ O	67-63-0	60.095	liq	-87.9	82.3	0.7809 ²⁵	1.3776 ²⁰	msc H ₂ O, EtOH, eth; s ace, chl; vs bz
9168	2-Propanone oxime	Acetoxime	C ₃ H ₇ NO	127-06-0	73.094	pr (al)	61	136; 61 ²⁰	0.9113 ⁶²	1.4156 ²⁰	s H ₂ O, EtOH, eth, chl, lig
9169	2-Propanone phenylhydrazone	Acetone, phenylhydrazone	C ₉ H ₁₂ N ₂	103-02-6	148.204	orth	42	163 ⁵⁰			s EtOH, eth, dil acid
9170	Propanoyl chloride	Propionyl chloride	C ₃ H ₅ ClO	79-03-8	92.524	liq	-94	80	1.0646 ²⁰	1.4032 ²⁰	s eth
9171	Propanoyl fluoride	Propionyl fluoride	C ₃ H ₅ FO	430-71-7	76.069			44	0.972 ¹⁵	1.329 ¹³	
9172	Propantheline bromide		C ₂₃ H ₃₅ BrNO ₃	50-34-0	448.393	cry	160				vs H ₂ O, EtOH, chl; i eth, bz
9173	Propargite		C ₁₉ H ₂₆ O ₄ S	2312-35-8	350.472				1.10 ²⁵		
9174	Propargyl acetate		C ₆ H ₈ O ₂	627-09-8	98.101			121.5	0.9982 ²⁰	1.4187 ²⁰	sl H ₂ O; s EtOH, eth
9175	Propargyl alcohol	3-Hydroxy-1-propyne	C ₃ H ₄ O	107-19-7	56.063	liq	-51.8	113.6	0.9478 ²⁰	1.4322 ²⁰	s H ₂ O, chl; msc EtOH, eth
9176	Propatyl nitrate	2-Ethyl-2-[(nitroxy)methyl]-1,3-propanediol, dinitrate	C ₆ H ₁₁ N ₃ O ₉	2921-92-8	269.166	wh pow	52		1.49		i H ₂ O; s EtOH, ace
9177	Propazine	6-Chloro- <i>N,N'</i> -diisopropyl-1,3,5-triazine-2,4-diamine	C ₉ H ₁₆ ClN ₅	139-40-2	229.710		213		1.162 ²⁰		
9178	Propene	Propylene	C ₃ H ₆	115-07-1	42.080	col gas	-185.24	-47.69	0.505 ²⁵ (p>1 atm)	1.3567 ⁻⁷⁰	sl H ₂ O; vs EtOH, HOAc
9179	<i>trans</i> -1-Propene-1,2-dicarboxylic acid	Mesaconic acid	C ₆ H ₆ O ₄	498-24-8	130.100	orth nd or mcl pr (eth)	204.5	sub	1.466 ²⁰		sl H ₂ O, bz, CS ₂ ; vs EtOH; s eth, tfa
9180	1-Propene-2,3-dicarboxylic acid	Itaconic acid	C ₆ H ₆ O ₄	97-65-4	130.100	rhomb (bz)	175	dec	1.632 ²⁵		s H ₂ O, EtOH, ace; sl eth, bz, peth
9181	2-Propene-1-thiol		C ₃ H ₆ S	870-23-5	74.145			65	0.925 ²³	1.4832 ²⁰	i H ₂ O; msc EtOH, eth; s chl
9182	<i>cis</i> -1-Propene-1,2,3-tricarboxylic acid	<i>cis</i> -Aconitic acid	C ₆ H ₆ O ₆	585-84-2	174.108	nd (w)	125				s H ₂ O; sl eth
9183	<i>trans</i> -1-Propene-1,2,3-tricarboxylic acid	<i>trans</i> -Aconitic acid	C ₆ H ₆ O ₆	4023-65-8	174.108	lf (w) nd (w, eth)	196 dec				vs H ₂ O, EtOH
9184	1-Propen-1-one	Methylketene	C ₃ H ₂ O	6004-44-0	56.063	col gas	-80	-23			vs eth
9185	2-Propenoyl chloride	Acrylic acid chloride	C ₃ H ₃ ClO	814-68-6	90.508			75.5	1.1136 ²⁰	1.4343 ³⁰	vs chl
9186	<i>cis</i> -1-Propenylbenzene		C ₉ H ₁₀	766-90-5	118.175	liq	-61.6	167.5	0.9088 ²⁰	1.5420 ²⁰	i H ₂ O; msc EtOH, eth, ace, bz, peth, ctc
9187	<i>trans</i> -1-Propenylbenzene		C ₉ H ₁₀	873-66-5	118.175	liq	-29.3	178.3	0.9023 ²⁵	1.5506 ²⁰	i H ₂ O; msc EtOH, eth, ace, bz
9188	<i>trans</i> -5-(1-Propenyl)-1,3-benzodioxole		C ₁₀ H ₁₀ O ₂	4043-71-4	162.185		6.8	253	1.1224 ²⁰	1.5782 ²⁰	i H ₂ O; msc EtOH, eth; vs ace; s chl
9189	4-(1-Propenyl)phenol	<i>p</i> -Anol	C ₉ H ₁₀ O	539-12-8	134.174	lf	94	dec 250			sl H ₂ O; vs DMF
9190	2-(1-Propenyl)piperidine	β -Coniceine	C ₈ H ₁₃ N	538-90-9	125.212		8	168	0.8716 ¹⁵		
9191	Propetamphos		C ₁₀ H ₂₀ NO ₄ PS	31218-83-4	281.309			88 ^{0.005}	1.1294 ²⁰		
9192	Propiconazole		C ₁₅ H ₁₇ Cl ₂ N ₃ O ₂	60207-90-1	342.221			180 ^{0.1}	1.27 ²⁰		
9193	Propiomazine		C ₂₀ H ₂₄ N ₂ OS	362-29-8	340.482			240 ^{0.5}			
9194	Propionyl- <i>L</i> -carnitine	Carnitine, <i>O</i> -propanoyl	C ₁₀ H ₁₉ NO ₄	20064-19-1	217.263	hyg pr (2- PrOH)	147 dec				
9195	Propofol		C ₁₂ H ₁₈ O	2078-54-8	178.270		19	256; 136 ³⁰	0.955 ²⁰	1.5140 ²⁰	
9196	Propoxur	Phenol, 2-(1-methylethoxy)-, methylcarbamate	C ₁₁ H ₁₅ NO ₃	114-26-1	209.242		87	dec	1.12 ²⁰		
9197	2-Propoxyethanol	Ethylene glycol monopropyl ether	C ₅ H ₁₂ O ₂	2807-30-9	104.148			149.8	0.9112 ²⁰	1.4133 ²⁰	s H ₂ O; vs EtOH, eth
9198	<i>D</i> -Propoxyphene	Dextropropoxyphene	C ₂₂ H ₂₈ NO ₂	469-62-5	339.471	cry (peth)	75.5				
9199	<i>L</i> -Propoxyphene	Levopropoxyphene	C ₂₂ H ₂₈ NO ₂	2338-37-6	339.471	cry (peth)	75.5				
9200	1-Propoxy-2-propanol	1,2-Propylene glycol 1-propyl ether	C ₆ H ₁₄ O ₂	1569-01-3	118.174			150	0.8886 ²⁰	1.4130 ²⁰	
9201	3-Propoxy-1-propene		C ₆ H ₁₂ O	1471-03-0	100.158			91	0.7764 ²⁰	1.3919 ²⁰	vs ace, eth, EtOH
9202	Propranolol		C ₁₆ H ₂₁ NO ₂	525-66-6	259.344	cry (cyhex)	96				
9203	Propyl acetate		C ₅ H ₁₀ O ₂	109-60-4	102.132	liq	-93	101.54	0.8878 ²⁰	1.3842 ²⁰	sl H ₂ O; msc EtOH, eth; s ctc
9204	Propyl acrylate	2-Propenoic acid, propyl ester	C ₈ H ₁₀ O ₂	925-60-0	114.142			122; 63 ¹⁰⁰			
9205	Propylamine	1-Propanamine	C ₃ H ₉ N	107-10-8	59.110	liq	-84.75	47.22	0.7173 ²⁰	1.3870 ²⁰	msc H ₂ O; vs EtOH, ace; s bz, chl; sl ctc
9206	Propylamine hydrochloride	1-Propanamine hydrochloride	C ₃ H ₁₀ ClN	556-53-6	95.571		163.5				s DMSO



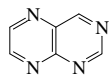
No.	Name	Synonym	Mol. Form.	CAS RN	Mol. Wt.	Physical Form	mp/°C	bp/°C	den/ g cm ⁻³	n _D	Solubility
9207	Propyl 4-aminobenzoate	Risocaine	C ₁₀ H ₁₃ NO ₂	94-12-2	179.216	pr	75				vs bz, eth, EtOH, chl
9208	2-(Propylamino)ethanol		C ₈ H ₁₃ NO	16369-21-4	103.163			182	0.9005 ²⁰	1.4428 ²⁰	
9209	4-Propylaniline		C ₉ H ₁₃ N	2696-84-6	135.206			227			
9210	<i>N</i> -Propylaniline		C ₉ H ₁₃ N	622-80-0	135.206			222; 98 ¹¹	0.9443 ²⁰	1.5428 ²⁰	vs eth, EtOH
9211	Propylarsonic acid	1-Propanearsonic acid	C ₃ H ₉ AsO ₃	107-34-6	168.023	nd (al), pl (w)	134.5				vs H ₂ O, EtOH; i eth
9212	Propylbenzene	Isocumene	C ₉ H ₁₂	103-65-1	120.191	liq	-99.6	159.24	0.8593 ²⁵	1.4895 ²⁵	i H ₂ O; msc EtOH, eth, ace, bz, peth, ctc
9213	α -Propylbenzenemethanol, (<i>R</i>)		C ₁₀ H ₁₄ O	22144-60-1	150.217		16	232	0.9740 ²⁰	1.5139 ²⁰	vs eth, EtOH
9214	Propyl benzenesulfonate		C ₉ H ₁₂ O ₃ S	80-42-2	200.254			162 ¹⁵	1.1804 ¹⁷	1.5035 ²⁵	sl H ₂ O; s EtOH; vs eth, chl
9215	Propyl benzoate		C ₁₀ H ₁₂ O ₂	2315-68-6	164.201	liq	-51.6	211	1.0230 ²⁰	1.5000 ²⁰	i H ₂ O; msc EtOH, eth
9216	5-Propyl-1,3-benzodioxole	Dihydrosafrole	C ₁₀ H ₁₂ O ₂	94-58-6	164.201			228			s ctc
9217	Propyl butanoate		C ₇ H ₁₄ O ₂	105-66-8	130.185	liq	-95.2	143.0	0.8730 ²⁰	1.4001 ²⁰	sl H ₂ O; msc EtOH, eth
9218	Propyl carbamate		C ₈ H ₁₃ NO ₂	627-12-3	103.120	pr	60	196			vs ace, eth, EtOH
9219	Propyl chloroacetate		C ₆ H ₉ ClO ₂	5396-24-7	136.577			161	1.104 ²⁰	1.4261 ²⁰	vs eth
9220	Propyl 2-chlorobutanoate		C ₇ H ₁₃ ClO ₂	62108-71-8	164.630			183	1.0252 ²⁰		
9221	Propyl chlorocarbonate		C ₆ H ₉ ClO ₂	109-61-5	122.551			115.2	1.0901 ²⁰	1.4035 ²⁰	msc EtOH, eth
9222	Propyl 3-chloropropanoate		C ₆ H ₁₁ ClO ₂	62108-66-1	150.603			180	1.0656 ²⁰	1.4290 ²⁰	vs eth, EtOH
9223	<i>S</i> -Propyl chlorothioformate	<i>S</i> -Propyl carbonochloridothioate	C ₄ H ₇ ClIOS	13889-92-4	138.616	liq		59 ²⁶			
9224	Propyl <i>trans</i> -cinnamate	Propyl <i>trans</i> -3-phenyl-2-propenoate	C ₁₂ H ₁₄ O ₂	74513-58-9	190.238			285	1.0433 ⁹		i H ₂ O
9225	Propylcyclohexane		C ₉ H ₁₈	1678-92-8	126.239	liq	-94.9	156.7	0.7936 ²⁰	1.4370 ²⁰	i H ₂ O; msc EtOH, ace, ctc; s eth, bz
9226	2-Propylcyclohexanone		C ₉ H ₁₆ O	94-65-5	140.222			197	0.927 ²⁰	1.4538 ²⁰	i H ₂ O; s EtOH, ace; vs eth, bz
9227	Propylcyclopentane		C ₈ H ₁₆	2040-96-2	112.213	liq	-117.3	131	0.7763 ²⁰	1.4266 ²⁰	i H ₂ O; msc EtOH, eth, ace; s bz; vs ctc
9228	1-Propylcyclopentanol		C ₈ H ₁₆ O	1604-02-0	128.212	liq	-37.5	173.5	0.9040 ²⁵	1.4502 ²⁵	
9229	Propylene carbonate	4-Methyl-1,3-dioxolan-2-one	C ₄ H ₆ O ₃	108-32-7	102.089	liq	-48.8	242	1.2047 ²⁰	1.4189 ²⁰	vs H ₂ O, EtOH, eth, ace, bz
9230	1,2-Propylene glycol	1,2-Propanediol	C ₃ H ₈ O ₂	57-55-6	76.095	liq	-60	187.6	1.0361 ²⁰	1.4324 ²⁰	msc H ₂ O, EtOH; s eth, bz, chl
9231	1,3-Propylene glycol	Trimethylene glycol	C ₃ H ₈ O ₂	504-63-2	76.095	liq	-27.7	214.4	1.0538 ²⁰	1.4398 ²⁰	msc H ₂ O, EtOH; vs eth; sl bz
9232	1,2-Propylene glycol 2- <i>tert</i> -butyl ether	2-(1,1-Dimethylethoxy)-1-propanol	C ₇ H ₁₆ O ₂	94023-15-1	132.201	liq		152	0.87		
9233	1,2-Propylene glycol dinitrate		C ₃ H ₆ N ₂ O ₆	6423-43-4	166.089	liq	exp	92 ¹⁰			
9234	1,2-Propylene glycol monomethyl ether	1-Methoxy-2-propanol	C ₄ H ₁₀ O ₂	107-98-2	90.121			119	0.9620 ²⁰	1.4034 ²⁰	
9235	1,2-Propylene glycol monomethyl ether acetate	2-Acetoxy-1-methoxypropane	C ₆ H ₁₂ O ₃	108-65-6	132.157	liq		147			
9236	Propyleneimine	2-Methylaziridine	C ₃ H ₅ N	75-55-8	57.095			67	0.812 ¹⁶		
9237	Propyl formate		C ₄ H ₈ O ₂	110-74-7	88.106	liq	-92.9	80.9	0.9073 ²⁰	1.377 ²⁰	sl H ₂ O, ctc; msc EtOH, eth
9238	Propyl 3-(2-furyl)acrylate		C ₁₀ H ₁₂ O ₃	623-22-3	180.200			113 ¹⁶ , 92 ³	1.0744 ²⁰	1.5392 ²⁴	vs bz, eth, EtOH
9239	4-Propylheptane		C ₁₀ H ₂₂	3178-29-8	142.282			157.5	0.7321 ²⁵	1.4135 ²⁰	
9240	Propyl hexanoate		C ₉ H ₁₈ O ₂	626-77-7	158.238	liq	-68.7	187	0.8672 ²⁰	1.4170 ²⁰	vs eth, EtOH
9241	Propyl 2-hydroxybenzoate		C ₁₀ H ₁₂ O ₃	607-90-9	180.200		97	239	1.0979 ²⁰	1.5161 ²⁰	s ctc, CS ₂
9242	Propyl 4-hydroxybenzoate	Propylparaben	C ₁₀ H ₁₂ O ₃	94-13-3	180.200	pr (eth)	97		1.0630 ¹⁰²	1.5050 ¹⁰²	i H ₂ O; s EtOH, eth; sl chl
9243	Propyliodone		C ₁₀ H ₁₁ I ₂ NO ₃	587-61-1	447.008		186				
9244	Propyl isobutanoate		C ₇ H ₁₄ O ₂	644-49-5	130.185			135.4	0.8843 ⁹	1.3955 ²⁰	sl H ₂ O; s EtOH, ace; vs eth
9245	Propyl isocyanate	1-Isocyanatopropane	C ₄ H ₇ NO	110-78-1	85.105			83.5	0.908 ²⁵	1.3970 ²⁰	
9246	Propyl isothiocyanate	1-Isothiocyanatopropane	C ₄ H ₇ NS	628-30-8	101.171			153	0.9781 ¹⁶	1.5085 ¹⁶	sl H ₂ O; msc EtOH, eth
9247	Propyl methacrylate		C ₇ H ₁₂ O ₂	2210-28-8	128.169			141	0.9022 ²⁰	1.4190 ²⁰	i H ₂ O; msc EtOH, eth
9248	Propyl 3-methylbutanoate	Propyl isopentanoate	C ₈ H ₁₆ O ₂	557-00-6	144.212			155.9	0.8617 ²⁰	1.4031 ²⁰	vs eth, EtOH
9249	1-Propylnaphthalene		C ₁₃ H ₁₄	2765-18-6	170.250	liq	-8.6	274.5	0.9897 ²⁰	1.5923 ²⁰	
9250	Propyl nitrate		C ₃ H ₇ NO ₃	627-13-4	105.093			110	1.0538 ²⁰	1.3973 ²⁰	sl H ₂ O; s EtOH, eth, ctc
9251	Propyl nitrite		C ₃ H ₇ NO ₂	543-67-9	89.094	liq		48	0.886 ²⁰	1.3604 ²⁰	sl H ₂ O; s EtOH, eth



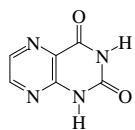
No.	Name	Synonym	Mol. Form.	CAS RN	Mol. Wt.	Physical Form	mp/°C	bp/°C	den/ g cm ⁻³	n _D	Solubility
9252	Propyl octanoate		C ₁₁ H ₂₂ O ₂	624-13-5	186.292	liq	-46.2	226.4	0.8659 ²⁰	1.4191 ²⁵	vs ace, eth, EtOH
9253	Propyl pentanoate		C ₈ H ₁₆ O ₂	141-06-0	144.212	liq	-70.7	167.5	0.8699 ²⁰	1.4065 ²⁰	i H ₂ O; s EtOH, eth, chl
9254	2-Propylpentanoic acid	Valproic acid	C ₈ H ₁₆ O ₂	99-66-1	144.212	col liq		221; 120 ¹⁴	0.904 ²⁵	1.425 ²⁵	sl H ₂ O
9255	2-Propylphenol		C ₉ H ₁₂ O	644-35-9	136.190		7	220	1.015 ²⁰		vs eth, EtOH
9256	4-Propylphenol		C ₉ H ₁₂ O	645-56-7	136.190		22	232.6	1.009 ²⁰	1.5379 ²⁵	sl H ₂ O, ctc; s EtOH
9257	2-Propylpiperidine, (S)	Coniine	C ₈ H ₁₇ N	458-88-8	127.228	liq	-1.0	166.5	0.8440 ²⁰	1.4512 ²²	sl H ₂ O, chl; msc EtOH; vs eth; s bz
9258	trans-6-Propyl-3-piperidinol, (3S)	Pseudoconhydrine	C ₈ H ₁₇ NO	140-55-6	143.227	hyg nd (eth)	106	236			vs H ₂ O, eth, EtOH
9259	N-Propylpropanamide		C ₈ H ₁₃ NO	3217-86-5	115.173		154	215; 108 ⁹	0.8985 ²⁵		sl H ₂ O, eth
9260	Propyl propanoate	Propyl propionate	C ₈ H ₁₂ O ₂	106-36-5	116.158	liq	-75.9	122.5	0.8809 ²⁰	1.3935 ²⁰	sl H ₂ O, ctc; msc EtOH, eth; s ace
9261	2-Propylpyridine		C ₈ H ₁₁ N	622-39-9	121.180		1.0	167	0.9119 ²⁰	1.4925 ²⁰	sl H ₂ O; msc EtOH, eth; vs ace
9262	4-Propylpyridine		C ₈ H ₁₁ N	1122-81-2	121.180			185	0.9381 ¹⁵	1.4966 ²⁰	vs eth, EtOH
9263	2-Propyl-4-pyridinecarbothioamide	Protionamide	C ₈ H ₁₂ N ₂ S	14222-60-7	180.269		136.7				
9264	Propyl Red	Benzoic acid, 2-[[4-(dipropylamino)phenyl]azo]-	C ₁₉ H ₂₃ N ₃ O ₂	2641-01-2	325.405	viol-bl or purp red cry (al)					s EtOH, KOH
9265	(Propylthio)benzene		C ₈ H ₁₂ S	874-79-3	152.256	liq	-45	220	0.9995 ²⁰	1.5571 ²⁰	
9266	Propyl 4-toluenesulfonate		C ₁₀ H ₁₄ O ₃ S	599-91-7	214.281		<-20	189 ⁹	1.144 ²⁰	1.4998 ²⁰	
9267	Propyl trichloroacetate		C ₈ H ₇ Cl ₃ O ₂	13313-91-2	205.468			187	1.3221 ²⁰	1.4501 ²⁰	vs eth, EtOH
9268	Propyl 3,4,5-trihydroxybenzoate	Propyl gallate	C ₁₀ H ₁₂ O ₅	121-79-9	212.199	nd (w)	130				sl H ₂ O
9269	Propylurea		C ₆ H ₁₀ N ₂ O	627-06-5	102.134	pr (al)	108.5				sl H ₂ O, DMSO; s EtOH
9270	Propyl vinyl ether	1-(Ethenyloxy)propane	C ₆ H ₁₀ O	764-47-6	86.132			65	0.7674 ²⁰	1.3908 ²⁰	
9271	2-Propynal	Propargyl aldehyde	C ₃ H ₂ O	624-67-9	54.047			60	0.9152 ²⁰	1.4033 ²⁵	msc H ₂ O; s EtOH, eth, ace, bz, tol
9272	2-Propyn-1-amine		C ₃ H ₃ N	2450-71-7	55.079			83	0.803 ²⁵	1.4480 ²⁰	
9273	Propyne	Methylacetylene	C ₃ H ₄	74-99-7	40.064	col gas	-102.7	-23.2	0.607 ²⁵ (p>1 atm)	1.3863 ⁴⁰	sl H ₂ O; vs EtOH; s bz, chl
9274	2-Propynoic acid	Propiolic acid	C ₃ H ₂ O ₂	471-25-0	70.047	cry (CS ₂)	9	dec 144; 72 ⁵⁰	1.1380 ²⁰	1.4306 ²⁰	vs H ₂ O, eth, EtOH, chl
9275	1-Propynylbenzene		C ₈ H ₈	673-32-5	116.160			183	0.942 ¹⁵	1.563 ¹⁵	
9276	Propyzamide	N-(1,1-Dimethyl-2-propynyl)-3,5-dichlorobenzamide	C ₁₂ H ₁₁ Cl ₂ NO	23950-58-5	256.127		155				
9277	Prostaglandin E ₁	11,15-Dihydroxy-9-oxo-13-prostenoic acid	C ₂₀ H ₃₄ O ₅	745-65-3	354.481	cry (EtOAc)	115				s H ₂ O
9278	Prostaglandin E ₂	11,15-Dihydroxy-9-oxo-5,13-prostadienoic acid	C ₂₀ H ₃₂ O ₅	363-24-6	352.465	col cry	67				s H ₂ O, thf
9279	Prostaglandin F _{2α}	9,11,15-Trihydroxyprosta-5,13-dienoic acid	C ₂₀ H ₃₄ O ₅	551-11-1	354.481	oil or solid	≈30				sl H ₂ O; s EtOH, MeOH, chl, AcOEt
9280	Protopine	Fumarine	C ₂₀ H ₁₉ NO ₅	130-86-9	353.369	mcl pr (al-chl)	208				i H ₂ O; sl EtOH, eth, bz, peth; s chl
9281	Protoverine		C ₂₇ H ₄₃ NO ₉	76-45-9	525.632	nd (MeOH)	221				i H ₂ O; s EtOH, bz, aq acid, MeOH
9282	Protriptyline hydrochloride	Triptil	C ₁₉ H ₂₂ ClN	1225-55-4	299.838	cry (2-PrOH/eth)	170				
9283	Prunetin		C ₁₆ H ₁₂ O ₅	552-59-0	284.263		239.5				
9284	Pseudoaconitine		C ₃₆ H ₅₁ NO ₁₂	127-29-7	689.790	tcl (MeOH)	214				vs eth, EtOH
9285	Pseudocodeine		C ₁₈ H ₂₁ NO ₃	466-96-6	299.365	wh nd	181.5		1.290 ⁸⁰	1.574	
9286	Pseudojervine		C ₃₃ H ₄₉ NO ₈	36069-05-3	587.744	wh nd or hex cry	304 dec				i H ₂ O, eth, bz, chl, tol, peth; s EtOH
9287	Pseudomorphine		C ₃₄ H ₃₆ N ₂ O ₆	125-24-6	568.659	cry (aq NH ₃ + 3 w)	282.5				i H ₂ O, EtOH, eth, chl, sulf; s py, NH ₃
9288	Pseudotropine	8-Methyl-8-azabicyclo[3.2.1]octan-3-ol, <i>exo</i>	C ₈ H ₁₅ NO	135-97-7	141.211	orth cry (eth), orth bipym (peth-bz)	109	241			vs H ₂ O, EtOH; sl eth; s bz, chl
9289	Psoralen		C ₁₁ H ₆ O ₃	66-97-7	186.164	nd (w, EtOH)	171				



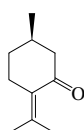
No.	Name	Synonym	Mol. Form.	CAS RN	Mol. Wt.	Physical Form	mp/°C	bp/°C	den/ g cm ⁻³	n _D	Solubility
9290	Pteridine	Pyrazino[2,3-d]pyrimidine	C ₆ H ₄ N ₄	91-18-9	132.123	ye pl (bz, sub)	139.5	sub 125			vs H ₂ O; s EtOH; sl eth, bz
9291	2,4(1 <i>H</i> ,3 <i>H</i>)-Pteridinedione	Lumazine	C ₆ H ₄ N ₄ O ₂	487-21-8	164.122	ye-oran nd (w)	348.5				vs HOAc
9292	Pulegone		C ₁₀ H ₁₆ O	89-82-7	152.233			224	0.9346 ⁴⁵	1.4894 ²⁰	i H ₂ O; msc EtOH, eth, chl; s ctc
9293	1 <i>H</i> -Purine	6 <i>H</i> -Imidazo[4,5-d]pyrimidine	C ₅ H ₄ N ₄	120-73-0	120.113		216.5				vs H ₂ O, EtOH; sl eth, chl; s ace
9294	1 <i>H</i> -Purine-2,6-diamine	2,6-Diaminopurine	C ₅ H ₆ N ₆	1904-98-9	150.142	cry (dil al)	302				
9295	Phycocyanine		C ₁₃ H ₁₀ N ₂ O	85-66-5	210.230	dk bl nd (w + 1) (chl-peth)	133 dec				sl H ₂ O, bz; s EtOH, ace; i eth; vs chl
9296	4 <i>H</i> -Pyran	1,4-Pyran	C ₅ H ₆ O	289-65-6	82.101	unstab oil		80		1.4559 ²⁰	s EtOH, eth, bz
9297	2 <i>H</i> -Pyran-2-one		C ₅ H ₄ O ₂	504-31-4	96.085		8.5	207.5	1.200 ²⁰	1.5270 ²⁵	msc H ₂ O; vs ace
9298	4 <i>H</i> -Pyran-4-one		C ₅ H ₄ O ₂	108-97-4	96.085		32.5	212.5	1.190 ²⁵	1.5238	vs H ₂ O, chl, eth; s EtOH, bz; sl CS ₂
9299	Pyrantel		C ₁₁ H ₁₄ N ₂ S	15686-83-6	206.307	cry (MeOH)	178				
9300	4 <i>H</i> -Pyran-4-thione		C ₅ H ₄ OS	1120-93-0	112.150		49				s H ₂ O
9301	8,16-Pyranthrene-dione		C ₃₀ H ₁₄ O ₂	128-70-1	406.431	red-ye or red-br nd (PhNO ₂)	dec	sub			
9302	Pyrazine	1,4-Diazine	C ₄ H ₄ N ₂	290-37-9	80.088	pr (w)	51.0	115	1.0311 ⁶¹	1.4953 ⁶¹	s H ₂ O, EtOH, eth, ace; sl ctc
9303	Pyrazinecarboxamide	Pyrazinamide	C ₅ H ₅ N ₂ O	98-96-4	123.113	wh nd (w, al)	192	sub			s H ₂ O, EtOH
9304	Pyrazinecarboxylic acid	Pyrazinoic acid	C ₅ H ₄ N ₂ O ₂	98-97-5	124.098	wh nd (w)	225 dec	sub			
9305	2,3-Pyrazinedicarboxylic acid	2,3-Dicarboxypyrazine	C ₆ H ₄ N ₂ O ₄	89-01-0	168.107	pr (w+2)	193 dec				vs H ₂ O; sl EtOH, eth, bz; s ace, MeOH
9306	1 <i>H</i> -Pyrazole	1,2-Diazole	C ₃ H ₄ N ₂	288-13-1	68.077	nd or pr (lig)	70.7	187		1.4203	s H ₂ O, EtOH, eth, bz; sl chl
9307	1-Pyrenamine		C ₁₆ H ₁₁ N	1606-67-3	217.265	ye nd (hx) lf (dil al)	117.5				s EtOH, ace, hx, acid; sl chl
9308	Pyrene	Benzo[def]phenanthrene	C ₁₆ H ₁₀	129-00-0	202.250	pa ye pl (to, sub)	150.62	404	1.271 ²³		i H ₂ O; s EtOH, eth, bz, tof; sl ctc
9309	Pyrethrin I		C ₂₁ H ₂₈ O ₃	121-21-1	328.445	visc liq		170 ^{0.1} dec	1.5192 ¹⁸	1.5192 ¹⁸	i H ₂ O; s EtOH, eth, ctc, peth
9310	Pyrethrin II		C ₂₂ H ₂₈ O ₃	121-29-9	372.454	visc liq		200 ^{0.1} dec		1.5258 ²⁰	i H ₂ O; s EtOH, eth, ctc, peth
9311	Pyridate		C ₁₉ H ₂₃ ClN ₂ O ₂ S	55512-33-9	378.916	br oil	27	220 ^{0.1}	1.555 ²⁰	1.568 ²⁰	i H ₂ O
9312	Pyridazine	1,2-Diazabenzene	C ₄ H ₄ N ₂	289-80-5	80.088	liq	-8	208	1.1035 ²³	1.5218 ²⁰	msc H ₂ O, EtOH; vs eth, ace, bz; i peth
9313	2-Pyridinamine	2-Aminopyridine	C ₅ H ₆ N ₂	504-29-0	94.115	lf (lig)	57.5	105 ²⁰			s EtOH, eth, ace, bz; sl chl
9314	3-Pyridinamine	3-Aminopyridine	C ₅ H ₆ N ₂	462-08-8	94.115	lf (bz-lig)	64.5	252			s H ₂ O, EtOH, eth; sl lig
9315	4-Pyridinamine	4-Aminopyridine	C ₅ H ₆ N ₂	504-24-5	94.115	nd (bz)	158.5	273			s H ₂ O, eth, bz; vs EtOH; sl lig
9316	Pyridine	Azine	C ₅ H ₅ N	110-86-1	79.101	liq	-41.70	115.23	0.9819 ²⁰	1.5095 ²⁰	msc H ₂ O, EtOH, eth, ace, bz, chl
9317	2-Pyridinecarbonitrile		C ₆ H ₄ N ₂	100-70-9	104.109	nd or pr (eth)	29	224.5	1.0810 ²⁵	1.5242 ²⁵	s H ₂ O, chl; vs EtOH, eth, bz; sl ctc
9318	3-Pyridinecarbonitrile		C ₆ H ₄ N ₂	100-54-9	104.109	nd (lig), peth-eth	51	206.9; 170 ³⁰⁰	1.1590 ²⁵		vs H ₂ O, EtOH, eth, bz; s chl; sl lig
9319	4-Pyridinecarbonitrile		C ₆ H ₄ N ₂	100-48-1	104.109	nd(lig-eth)	83	186			s H ₂ O, EtOH, eth, bz, chl; sl lig
9320	3-Pyridinecarbothioamide		C ₆ H ₅ N ₂ S	4621-66-3	138.190		192				
9321	4-Pyridinecarbothioamide		C ₆ H ₅ N ₂ S	2196-13-6	138.190		198 dec				
9322	2-Pyridinecarboxaldehyde		C ₆ H ₅ NO	1121-60-4	107.110			180; 62 ¹³	1.1181 ²⁵	1.5389 ¹⁸	s H ₂ O, EtOH, eth, AcOEt; sl ctc
9323	3-Pyridinecarboxaldehyde	Nicotinaldehyde	C ₆ H ₅ NO	500-22-1	107.110			92 ²³	1.1394 ²⁵		s H ₂ O, EtOH, ace, chl; sl eth, peth
9324	4-Pyridinecarboxaldehyde		C ₆ H ₅ NO	872-85-5	107.110			77 ¹²		1.5423 ²⁰	s H ₂ O, eth, ctc
9325	2-Pyridinecarboxaldehyde oxime		C ₆ H ₈ N ₂ O	873-69-8	122.124		112.5				
9326	2-Pyridinecarboxamide		C ₆ H ₆ N ₂ O	1452-77-3	122.124	mcl pr (w)	108.3				sl H ₂ O, chl; s EtOH, bz



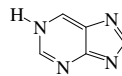
Pteridine



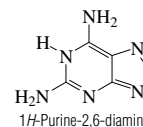
2,4(1H,3H)-Pteridinedione



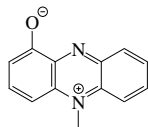
Pulegone



1H-Purine



1H-Purine-2,6-diamine



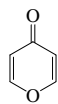
Pyocyanine



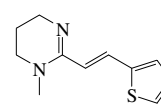
4H-Pyran



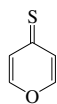
2H-Pyran-2-one



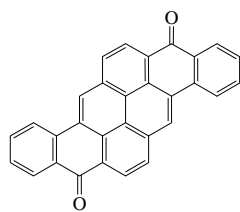
4H-Pyran-4-one



Pyrantel



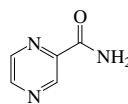
4H-Pyran-4-thione



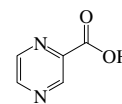
8,16-Pyranthredione



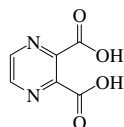
Pyrazine



Pyrazinecarboxamide



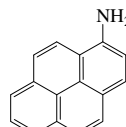
Pyrazinecarboxylic acid



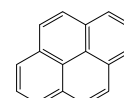
2,3-Pyrazinedicarboxylic acid



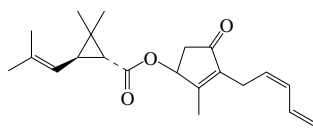
1H-Pyrazole



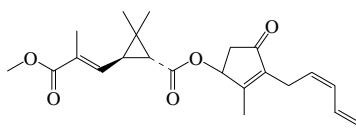
1-Pyrenamine



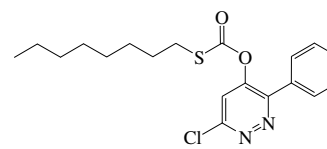
Pyrene



Pyrethrin I



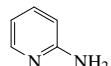
Pyrethrin II



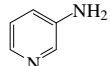
Pyridate



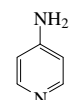
Pyridazine



2-Pyridinamine



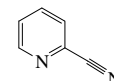
3-Pyridinamine



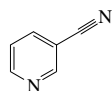
4-Pyridinamine



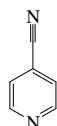
Pyridine



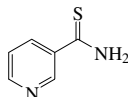
2-Pyridinecarbonitrile



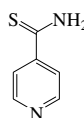
3-Pyridinecarbonitrile



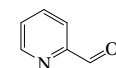
4-Pyridinecarbonitrile



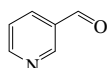
3-Pyridinecarbothioamide



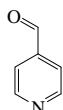
4-Pyridinecarbothioamide



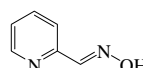
2-Pyridinecarboxaldehyde



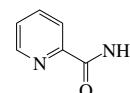
3-Pyridinecarboxaldehyde



4-Pyridinecarboxaldehyde

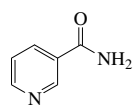


2-Pyridinecarboxaldehyde oxime

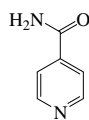


2-Pyridinecarboxamide

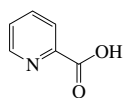
No.	Name	Synonym	Mol. Form.	CAS RN	Mol. Wt.	Physical Form	mp/°C	bp/°C	den/ g cm ⁻³	n _D	Solubility
9327	3-Pyridinecarboxamide	Niacinamide	C ₆ H ₆ N ₂ O	98-92-0	122.124	wh pw, nd (bz)	130	157 ^{0.0065}	1.400 ²⁵	1.466	vs H ₂ O, EtOH, glycerol; sl chl
9328	4-Pyridinecarboxamide		C ₆ H ₆ N ₂ O	1453-82-3	122.124		157.5				
9329	2-Pyridinecarboxylic acid	Picolinic acid	C ₆ H ₅ NO ₂	98-98-6	123.110	nd (w, al, bz)	136.5	sub			sl H ₂ O, bz; s EtOH; i eth, chl, CS ₂
9330	3-Pyridinecarboxylic acid	Nicotinic acid	C ₆ H ₅ NO ₂	59-67-6	123.110	nd (al, w)	236.6	sub	1.473 ²⁵		sl H ₂ O, EtOH, eth
9331	4-Pyridinecarboxylic acid	Isonicotinic acid	C ₆ H ₅ NO ₂	55-22-1	123.110	nd(w)	315	sub 260			sl H ₂ O, EtOH, eth, bz
9332	3-Pyridinecarboxylic acid 1-oxide	Oxiniac acid	C ₆ H ₅ NO ₃	2398-81-4	139.109	nd	254 dec				vs H ₂ O, MeOH
9333	4-Pyridinecarboxylic acid 1-oxide		C ₆ H ₅ NO ₃	13602-12-5	139.109		273 dec				
9334	2,3-Pyridinediamine		C ₆ H ₇ N ₃	452-58-4	109.130	lf or pl (dil al)	120.8	149 ⁵			s H ₂ O, EtOH, bz
9335	2,5-Pyridinediamine	2,5-Diaminopyridine	C ₆ H ₇ N ₃	4318-76-7	109.130	nd	110.3	182 ¹²			vs H ₂ O, EtOH
9336	2,6-Pyridinediamine		C ₆ H ₇ N ₃	141-86-6	109.130		121.5	285; 148 ⁵			sl H ₂ O, ace
9337	3,4-Pyridinediamine		C ₆ H ₇ N ₃	54-96-6	109.130	nd or lf	219.3				
9338	2,3-Pyridinedicarboxylic acid	Quinolinic acid	C ₇ H ₅ NO ₄	89-00-9	167.120	mcl pr (w)	228.5				sl H ₂ O, tfa; i EtOH, eth, bz
9339	2,4-Pyridinedicarboxylic acid	Lutidinic acid	C ₇ H ₅ NO ₄	499-80-9	167.120	lf (w+1)	249		0.942 ²⁵		sl H ₂ O; s EtOH; i eth, bz, CS ₂
9340	2,5-Pyridinedicarboxylic acid	Isocinchomeronic acid	C ₇ H ₅ NO ₄	100-26-5	167.120	lf or pr (dil HCl)	254				s H ₂ O, HCl; sl EtOH; i eth, bz
9341	2,6-Pyridinedicarboxylic acid	Dipicolinic acid	C ₇ H ₅ NO ₄	499-83-2	167.120	nd (w+3/2)	252				sl H ₂ O, EtOH, HOAc
9342	3,4-Pyridinedicarboxylic acid	Cinchomeronic acid	C ₇ H ₅ NO ₄	490-11-9	167.120	cry (w)	256	sub			sl H ₂ O, EtOH, bz; i eth, i chl
9343	3,5-Pyridinedicarboxylic acid	Dinicotinic acid	C ₇ H ₅ NO ₄	499-81-0	167.120	cry (w)	324	sub			i H ₂ O; sl eth, HOAc; s DMSO, HCl
9344	2,3-Pyridinedicarboxylic acid anhydride	Furo[3,4-b]pyridine-5,7-dione	C ₇ H ₃ NO ₃	699-98-9	149.104		138				
9345	2-Pyridineethanamine		C ₇ H ₁₀ N ₂	2706-56-1	122.167			213; 131 ⁵⁰	1.0220 ²⁵	1.5335 ²⁵	
9346	4-Pyridineethanamine		C ₇ H ₁₀ N ₂	13258-63-4	122.167			121 ¹⁰	1.0302 ²⁵	1.5381 ²⁵	vs H ₂ O
9347	2-Pyridineethanol		C ₇ H ₉ NO	103-74-2	123.152		-7.8	190 ²⁰⁰ , 170 ¹⁰⁰	1.091 ²⁵	1.5366 ²⁰	vs H ₂ O, EtOH, chl; sl eth
9348	Pyridine hydrochloride		C ₅ H ₆ ClN	628-13-7	115.562	hyg pl or sc (al)	146	222			vs H ₂ O, EtOH, chl
9349	2-Pyridinemethanamine		C ₆ H ₈ N ₂	3731-51-9	108.141			203; 91 ¹⁷	1.0525 ²⁵	1.5431 ²⁵	vs H ₂ O
9350	3-Pyridinemethanamine		C ₆ H ₈ N ₂	3731-52-0	108.141	liq	-21.1	226	1.064 ²⁰	1.552 ²⁰	vs H ₂ O, eth, EtOH
9351	4-Pyridinemethanamine		C ₆ H ₈ N ₂	3731-53-1	108.141	liq	-7.6	230; 103 ¹¹	1.072 ²⁰	1.5495 ²⁵	vs H ₂ O
9352	2-Pyridinemethanol		C ₆ H ₇ NO	586-98-1	109.126			112 ¹⁶ , 102.5 ⁸	1.1317 ²⁰	1.5444 ²⁰	msc H ₂ O; vs EtOH, eth, ace, bz
9353	3-Pyridinemethanol	Nicotinyl alcohol	C ₆ H ₇ NO	100-55-0	109.126	liq	-6.5	266	1.131 ²⁰	1.5455 ²⁰	vs H ₂ O, eth
9354	4-Pyridinemethanol	4-Picolyl alcohol	C ₆ H ₇ NO	586-95-8	109.126		53	141 ¹²			s chl
9355	Pyridine-1-oxide	Pyridine N-oxide	C ₅ H ₅ NO	694-59-7	95.100		65.5	146 ¹³			
9356	2-Pyridinepropanol		C ₈ H ₁₁ NO	2859-68-9	137.179		34	260.2; 116 ⁴	1.060 ²⁵	1.5298 ²⁰	vs H ₂ O
9357	3-Pyridinepropanol		C ₈ H ₁₁ NO	2859-67-8	137.179			284; 130 ³	1.063 ²⁵	1.5313 ²⁰	vs H ₂ O
9358	3-Pyridinesulfonic acid	3-Pyridylsulfonic acid	C ₆ H ₆ NO ₃ S	636-73-7	159.164	orth	357 dec		1.713 ²⁵		vs H ₂ O; sl EtOH; i eth
9359	2-Pyridinethiol, 1-oxide		C ₆ H ₆ NOS	1121-31-9	127.165		70.5				
9360	2(1 <i>H</i>)-Pyridinethione		C ₆ H ₅ NS	2637-34-5	111.166		130.0				s H ₂ O, EtOH, bz, chl
9361	2-Pyridinol		C ₅ H ₅ NO	72762-00-6	95.100	nd (bz)	107.8		1.3910 ²⁰		vs H ₂ O, bz, EtOH
9362	3-Pyridinol		C ₅ H ₅ NO	109-00-2	95.100	nd (bz)	129				s H ₂ O, EtOH; sl eth, chl
9363	4-Pyridinol		C ₅ H ₅ NO	626-64-2	95.100	pr or nd (w+1)	149.8	>350; 257 ¹⁰			s H ₂ O, EtOH; i eth, bz
9364	2(1 <i>H</i>)-Pyridinone		C ₅ H ₅ NO	142-08-5	95.100	nd (bz)	107.8	280	1.3910 ²⁰		s H ₂ O, EtOH, bz, chl; sl eth, DMSO
9365	2(1 <i>H</i>)-Pyridinone hydrazone	2-Pyridinylhydrazine	C ₆ H ₇ N ₃	4930-98-7	109.130		46.6	185 ¹⁴⁰ , 90 ¹			s chl
9366	α-[(2-Pyridinylamino)methyl]benzenemethanol	Phenylramidol	C ₁₃ H ₁₄ N ₂ O	553-69-5	214.262	cry (dil MeOH)	83.5				
9367	1-(2-Pyridinyl)ethanone		C ₇ H ₇ NO	1122-62-9	121.137	ye in air		192	1.077 ²⁵	1.5203 ²⁰	s EtOH, eth, HOAc; sl ctc
9368	1-(3-Pyridinyl)ethanone	Methyl pyridyl ketone	C ₇ H ₇ NO	350-03-8	121.137		13.5	220		1.5341 ²⁰	s H ₂ O, EtOH, eth, acid
9369	1-(4-Pyridinyl)ethanone		C ₇ H ₇ NO	1122-54-9	121.137		16	212	1.097 ²⁵	1.5282 ²⁵	sl EtOH, eth, acid



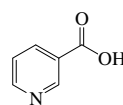
3-Pyridinecarboxamide



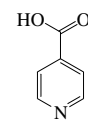
4-Pyridinecarboxamide



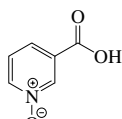
2-Pyridinecarboxylic acid



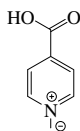
3-Pyridinecarboxylic acid



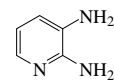
4-Pyridinecarboxylic acid



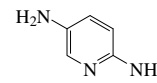
3-Pyridinecarboxylic acid 1-oxide



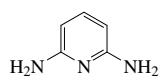
4-Pyridinecarboxylic acid 1-oxide



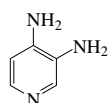
2,3-Pyridinediamine



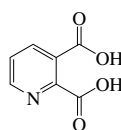
2,5-Pyridinediamine



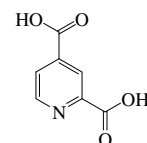
2,6-Pyridinediamine



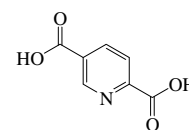
3,4-Pyridinediamine



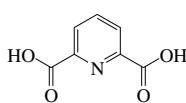
2,3-Pyridinedicarboxylic acid



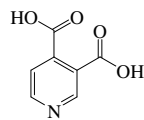
2,4-Pyridinedicarboxylic acid



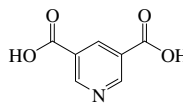
2,5-Pyridinedicarboxylic acid



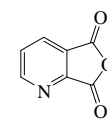
2,6-Pyridinedicarboxylic acid



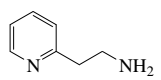
3,4-Pyridinedicarboxylic acid



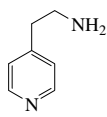
3,5-Pyridinedicarboxylic acid



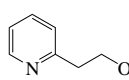
2,3-Pyridinedicarboxylic acid anhydride



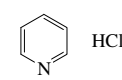
2-Pyridineethanamine



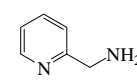
4-Pyridineethanamine



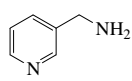
2-Pyridineethanol



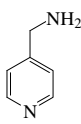
Pyridine hydrochloride



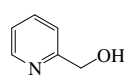
2-Pyridinemethanamine



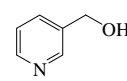
3-Pyridinemethanamine



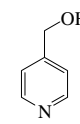
4-Pyridinemethanamine



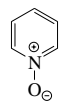
2-Pyridinemethanol



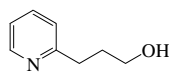
3-Pyridinemethanol



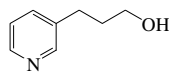
4-Pyridinemethanol



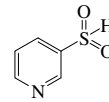
Pyridine-1-oxide



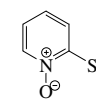
2-Pyridinepropanol



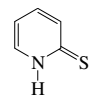
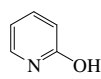
3-Pyridinepropanol



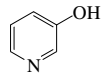
3-Pyridinesulfonic acid



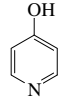
2-Pyridinethiol, 1-oxide

2(1*H*)-Pyridinethione

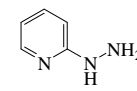
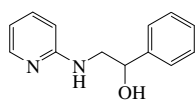
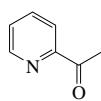
2-Pyridinol



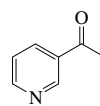
3-Pyridinol



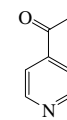
4-Pyridinol

2(1*H*)-Pyridinone2(1*H*)-Pyridinone hydrazone α -[(2-Pyridinylamino)methyl]benzenemethanol

1-(2-Pyridinyl)ethanone

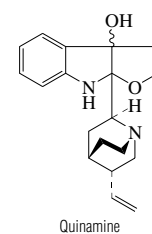
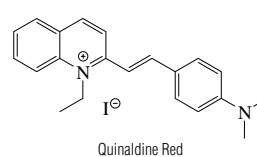
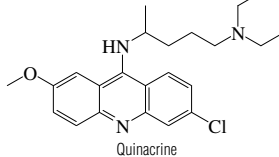
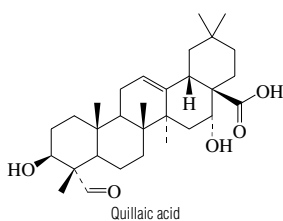
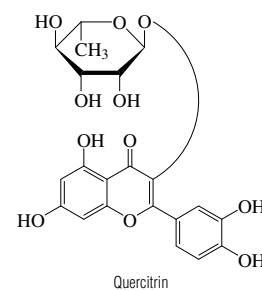
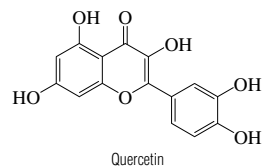
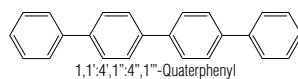
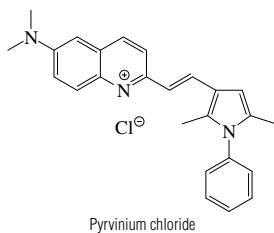
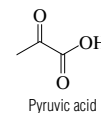
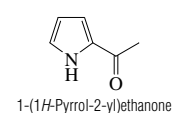
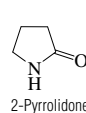
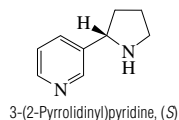
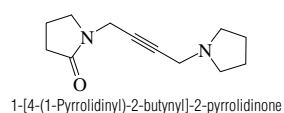
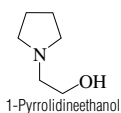
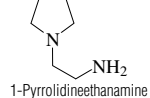
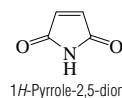
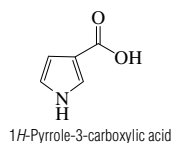
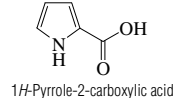
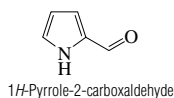
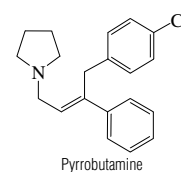
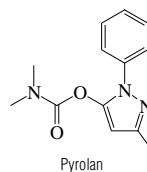
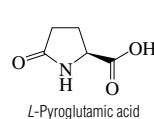
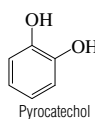
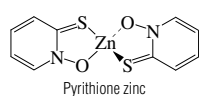
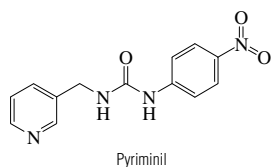
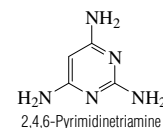
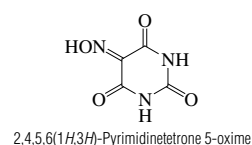
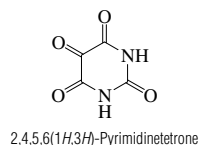
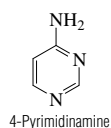
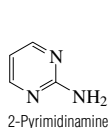
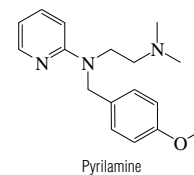
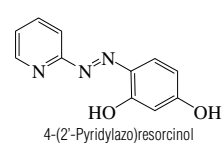
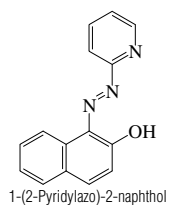
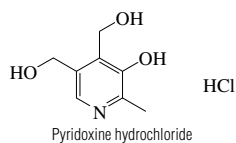
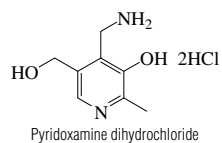
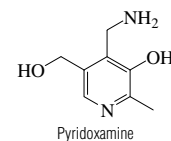
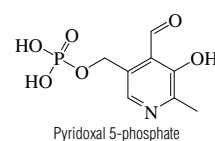
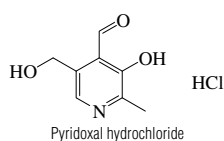
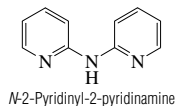
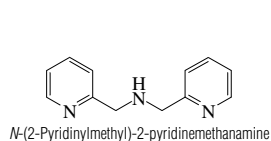


1-(3-Pyridinyl)ethanone

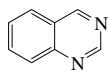


1-(4-Pyridinyl)ethanone

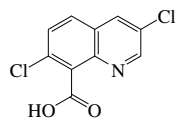
No.	Name	Synonym	Mol. Form.	CAS RN	Mol. Wt.	Physical Form	mp/°C	bp/°C	den/ g cm ⁻³	n _D	Solubility
9370	<i>N</i> -(2-Pyridinylmethyl)-2-pyridinemethanamine		C ₁₂ H ₁₃ N ₃	1539-42-0	199.251			200 ¹⁰ , 139 ¹	1.1074 ²⁵	1.5757 ²⁵	
9371	<i>N</i> -2-Pyridinyl-2-pyridinamine		C ₁₀ H ₉ N ₃	1202-34-2	171.198		90.5	307.5			sl H ₂ O, chl; vs EtOH, eth, ace, bz
9372	Pyridoxal hydrochloride	Vitamin B6	C ₈ H ₁₀ ClNO ₃	65-22-5	203.623	orth	165 dec				vs H ₂ O; sl EtOH
9373	Pyridoxal 5-phosphate	Pyridoxal 5-(dihydrogen phosphate)	C ₈ H ₁₀ NO ₆ P	54-47-7	247.142	wh-ye pow or cry	141				
9374	Pyridoxamine	4-(Aminomethyl)-5-hydroxy-6-methyl-3-pyridinemethanol	C ₈ H ₁₂ N ₂ O ₂	85-87-0	168.193	cry	198				s EtOH, acid
9375	Pyridoxamine dihydrochloride		C ₈ H ₁₄ Cl ₂ N ₂ O ₂	524-36-7	241.115	pl (al)	226 dec				vs H ₂ O; sl EtOH
9376	Pyridoxine hydrochloride	5-Hydroxy-6-methyl-3,4-pyridinedimethanol hydrochloride	C ₈ H ₁₂ ClNO ₃	58-56-0	205.639	pl (al, ace)	207	sub			vs H ₂ O
9377	1-(2-Pyridylazo)-2-naphthol	PAN	C ₁₅ H ₁₁ N ₃ O	85-85-8	249.267	red-br cry	130				i H ₂ O; s EtOH, eth, chl
9378	4-(2'-Pyridylazo)resorcinol	PAR	C ₁₁ H ₉ N ₃ O ₂	1141-59-9	215.208	red-br cry	187 dec				
9379	Pyrilamine		C ₁₇ H ₂₃ N ₃ O	91-84-9	285.384			201 ⁵			
9380	2-Pyrimidinamine		C ₄ H ₆ N ₂	109-12-6	95.103	nd (AcOEt)	127.5	sub			s H ₂ O; sl chl
9381	4-Pyrimidinamine		C ₄ H ₆ N ₂	591-54-8	95.103	pl (AcOEt)	151.5				vs H ₂ O, EtOH
9382	Pyrimidine	1,3-Diazine	C ₄ H ₄ N ₂	289-95-2	80.088		22	123.8		1.4998 ²⁰	msc H ₂ O; s EtOH
9383	2,4,5,6(1 <i>H</i> ,3 <i>H</i>)-Pyrimidinetetrone	Alloxan	C ₄ H ₂ N ₂ O ₄	50-71-5	142.070		256 dec	sub			vs H ₂ O; s EtOH, ace, bz, HOAc
9384	2,4,5,6(1 <i>H</i> ,3 <i>H</i>)-Pyrimidinetetrone 5-oxime	Violuric acid	C ₄ H ₃ N ₃ O ₄	87-39-8	157.085	pa ye orth	203 dec				sl H ₂ O; s EtOH
9385	2,4,6-Pyrimidinetriamine		C ₄ H ₇ N ₅	1004-38-2	125.133		248 dec				
9386	Pyriminil		C ₁₃ H ₁₂ N ₄ O ₃	53558-25-1	272.259	solid	224 dec				
9387	Pyrithione zinc		C ₁₀ H ₈ N ₂ O ₂ S ₂ Zn	13463-41-7	317.722	wh solid	262				s chl, DMSO, DMF
9388	Pyrocatechol	1,2-Benzenediol	C ₆ H ₆ O ₂	120-80-9	110.111	cry	104.6	245	1.344 ²⁰	1.604 ²⁵	vs H ₂ O, bz, eth, EtOH
9389	<i>L</i> -Pyroglutamic acid	5-Oxo- <i>L</i> -proline	C ₅ H ₇ NO ₃	98-79-3	129.115		162				s DMSO
9390	Pyrolan		C ₁₃ H ₁₅ N ₃ O ₂	87-47-8	245.277		50	161 ^{0.2}			s ctc, CS ₂
9391	Pyrrbutamine	1-[4-(4-Chlorophenyl)-3-phenyl-2-butenyl]pyrrolidine	C ₂₀ H ₂₂ ClN	91-82-7	311.849	cry	49	192 ^{0.3}			
9392	Pyrrrole	Imidole	C ₄ H ₅ N	109-97-7	67.090	liq	-23.39	129.79	0.9698 ²⁰	1.5085 ²⁰	sl H ₂ O; s EtOH, eth, ace, bz, chl
9393	1 <i>H</i> -Pyrrrole-2-carboxaldehyde		C ₅ H ₇ NO	1003-29-8	95.100	orth pr (peth)	46.5	218		1.5939 ¹⁶	sl chl, lig
9394	1 <i>H</i> -Pyrrrole-2-carboxylic acid		C ₅ H ₇ NO ₂	634-97-9	111.100	lf (w)	208 dec				s H ₂ O, EtOH, eth
9395	1 <i>H</i> -Pyrrrole-3-carboxylic acid	3-Pyrrolicarboxylic acid	C ₅ H ₇ NO ₂	931-03-3	111.100	nd (lig)	161.5				
9396	1 <i>H</i> -Pyrrrole-2,5-dione		C ₄ H ₃ NO ₂	541-59-3	97.073	pl (bz)	94	sub	1.2493 ¹⁰⁶		s H ₂ O, EtOH, eth
9397	Pyrrolidine	Azacyclopentane	C ₄ H ₉ N	123-75-1	71.121	col liq	-57.79	86.56	0.8586 ²⁰	1.4431 ²⁰	msc H ₂ O; s EtOH, eth; sl bz, chl
9398	1-Pyrrrolidineethanamine		C ₆ H ₁₄ N ₂	7154-73-6	114.188			166; 68 ²³	0.901 ²⁵	1.4687 ²⁰	
9399	1-Pyrrrolidineethanol		C ₆ H ₁₃ NO	2955-88-6	115.173			187; 80 ¹³	0.9750 ²⁰	1.4713 ²⁰	
9400	1-[4-(1-Pyrrrolidinyl)-2-butenyl]-2-pyrrrolidinone	Oxotremorine	C ₁₂ H ₁₈ N ₂ O	70-22-4	206.283	pa ye liq		124 ^{0.1}	0.991 ²⁵	1.5160 ²⁰	
9401	3-(2-Pyrrrolidinyl)pyridine, (<i>S</i>)	Normicotine	C ₈ H ₁₂ N ₂	494-97-3	148.204	hyg		270	1.0737 ¹⁹	1.5378 ¹⁸	vs H ₂ O, ace, eth, EtOH
9402	2-Pyrrrolidone	γ-Butyrolactam	C ₄ H ₇ NO	616-45-5	85.105	cry (peth)	25	251; 133 ¹²	1.120 ²⁰	1.4806 ³⁰	vs H ₂ O, EtOH, eth, bz, chl, CS ₂
9403	1-(1 <i>H</i> -Pyrrrol-2-yl)ethanone		C ₆ H ₉ NO	1072-83-9	109.126	mcl nd (w)	90	220			s H ₂ O, EtOH, eth
9404	Pyruvic acid		C ₃ H ₄ O ₃	127-17-3	88.062		13.8	dec 165; 54 ¹⁰	1.2272 ²⁰	1.4280 ²⁰	msc H ₂ O, EtOH, eth; s ace
9405	Pyrvinium chloride		C ₂₅ H ₂₈ ClN ₅	548-84-5	417.973	red pow (w)	250 dec				
9406	1,1':4,1'':4'',1'''-Quaterphenyl		C ₂₄ H ₁₈	135-70-6	306.400		320	428 ¹⁸			i H ₂ O, EtOH, eth, chl; s bz, PhNO ₂ , HOAc
9407	Quercetin		C ₁₅ H ₁₀ O ₇	117-39-5	302.236	ye nd (dil al, + 2 w)	316.5	sub			sl H ₂ O, eth, MeOH; s EtOH, ace, py
9408	Quercitrin	Quercetin-3- <i>L</i> -rhamnoside	C ₂₁ H ₂₀ O ₁₁	522-12-3	448.377	pa ye nd or pl (+2w, dil al)	170				i H ₂ O, eth; s EtOH, HOAc, MeOH, alk
9409	Quillaic acid		C ₃₀ H ₄₆ O ₅	631-01-6	486.683	nd (dil al)	294				vs ace, eth, py, EtOH
9410	Quinacrine	Mepacrine	C ₂₃ H ₃₀ ClN ₃ O	83-89-6	399.956	ye oil	87				
9411	Quinaldine Red		C ₂₁ H ₂₂ N ₂	117-92-0	430.325	dk red pow					s H ₂ O; vs EtOH
9412	Quinamine		C ₁₉ H ₂₄ N ₂ O ₂	464-85-7	312.406	pr (bz), nd (80% al)	185.5				i H ₂ O; vs EtOH, bz; s eth, ace



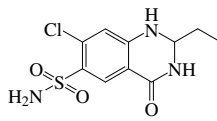
No.	Name	Synonym	Mol. Form.	CAS RN	Mol. Wt.	Physical Form	mp/°C	bp/°C	den/ g cm ⁻³	n _D	Solubility
9413	Quinazoline	1,3-Benzodiazine	C ₈ H ₆ N ₂	253-82-7	130.147	ye pl (peth)	48	241			vs H ₂ O; s EtOH, eth, ace, bz; sl chl
9414	Quinlorac	3,7-Dichloroquinoline-8-carboxylic acid	C ₁₀ H ₅ Cl ₂ NO ₂	84087-01-4	242.059		274		1.75		
9415	Quinethazone		C ₁₀ H ₁₂ ClN ₃ O ₃ S	73-49-4	289.738						s tfa
9416	Quinic acid		C ₇ H ₁₂ O ₆	77-95-2	192.166		162.5		1.64 ²⁵		vs H ₂ O, EtOH, HOAc
9417	Quinidine		C ₂₀ H ₂₄ N ₂ O ₂	56-54-2	324.417	cry (+2.5w, dil al)	174				sl H ₂ O, eth; s EtOH, bz; vs chl; i peth
9418	Quinine	6'-Methoxycinchonan-9-ol, (8 α ,9 β)	C ₂₀ H ₂₄ N ₂ O ₂	130-95-0	324.417		57			1.625 ¹⁵	sl H ₂ O, ace; vs EtOH, py; s eth, chl
9419	Quinine hydrochloride	6'-Methoxycinchonan-9-ol monohydrochloride, (8 α ,9 β)	C ₂₀ H ₂₅ ClN ₂ O ₂	130-89-2	360.878	silky efflor nd (w)	159				vs H ₂ O, EtOH, chl
9420	Quinine sulfate		C ₄₀ H ₅₀ N ₄ O ₈ S	804-63-7	746.912	silky nd (w)	235.2				vs EtOH
9421	Quininone		C ₂₀ H ₂₂ N ₂ O ₂	84-31-1	322.401	nd, lf (eth)	108				vs bz, eth, EtOH
9422	2-Quinolinamine	2-Aminoquinoline	C ₉ H ₈ N ₂	580-22-3	144.173	lf (w)	131.5	sub			vs H ₂ O; s EtOH, eth, ace, chl; sl bz
9423	3-Quinolinamine	3-Aminoquinoline	C ₉ H ₈ N ₂	580-17-6	144.173	orth (w, dil al)	94				vs eth, EtOH, chl
9424	4-Quinolinamine	4-Aminoquinoline	C ₉ H ₈ N ₂	578-68-7	144.173	nd (bz, dil al)	154.8	180 ¹²			s H ₂ O, bz, chl; vs EtOH, eth
9425	5-Quinolinamine	5-Aminoquinoline	C ₉ H ₈ N ₂	611-34-7	144.173	ye nd (al) lf (eth)	110	310; 184 ¹⁰			sl H ₂ O; vs EtOH, eth; s bz; i lig
9426	6-Quinolinamine	6-Aminoquinoline	C ₉ H ₈ N ₂	580-15-4	144.173	cry (w+2), pr (eth)	114	187 ¹²			sl H ₂ O, eth; s NH ₃ , EtOH
9427	8-Quinolinamine	8-Aminoquinoline	C ₉ H ₈ N ₂	578-66-5	144.173	pa ye nd (sub) cry (al, lig)	70	157 ¹⁹			vs H ₂ O, EtOH
9428	Quinoline	1-Azaphthalene	C ₉ H ₇ N	91-22-5	129.159	liq	-14.78	237.16	1.0977 ¹⁵	1.6268 ²⁰	sl H ₂ O; msc EtOH, eth, ace, bz, CS ₂ ; s ctc
9429	4-Quinolinecarboxaldehyde	Cinchonaldehyde	C ₁₀ H ₇ NO	4363-93-3	157.169	nd (to-peth)	51	122 ⁴			vs eth, tol
9430	2-Quinolinecarboxylic acid	Quinaldic acid	C ₁₀ H ₇ NO ₂	93-10-7	173.169		156				s H ₂ O; vs bz
9431	8-Quinolinecarboxylic acid	8-Carboxyquinoline	C ₁₀ H ₇ NO ₂	86-59-9	173.169	nd (w)	187	sub			vs EtOH
9432	2(1 <i>H</i>)-Quinolinethione		C ₉ H ₇ NS	2637-37-8	161.224		187				i H ₂ O; vs EtOH, eth, bz; sl DMSO
9433	2-Quinolinol	2-Hydroxyquinoline	C ₉ H ₇ NO	59-31-4	145.158	pr (MeOH)	199.5	sub			sl H ₂ O, DMSO; vs EtOH, eth; s dil HCl
9434	3-Quinolinol	3-Hydroxyquinoline	C ₉ H ₇ NO	580-18-7	145.158	cry (bz, dil al)	201.3				i H ₂ O; s EtOH; sl eth, chl; vs bz
9435	4-Quinolinol	4-Hydroxyquinoline	C ₉ H ₇ NO	611-36-9	145.158	nd (w+3)	210				vs H ₂ O, EtOH; sl eth, bz, peth
9436	5-Quinolinol	5-Hydroxyquinoline	C ₉ H ₇ NO	578-67-6	145.158	nd (al), pl	226 dec	sub			s H ₂ O, bz, chl; sl EtOH; vs MeOH; i lig
9437	6-Quinolinol	6-Hydroxyquinoline	C ₉ H ₇ NO	580-16-5	145.158	pr (al, eth)	195	360			i H ₂ O, bz, chl; sl EtOH, eth; s alk
9438	7-Quinolinol	7-Hydroxyquinoline	C ₉ H ₇ NO	580-20-1	145.158	pr (al), nd (dil al-eth)	239	sub			vs EtOH
9439	8-Quinolinol	8-Hydroxyquinoline	C ₉ H ₇ NO	148-24-3	145.158	nd (dil al)	75.5	267	1.034 ²⁰		i H ₂ O, eth; vs EtOH, bz, chl; s ace
9440	8-Quinolinol benzoate	Benzoxiquine	C ₁₆ H ₁₁ NO ₂	86-75-9	249.264						sl chl
9441	8-Quinolinol sulfate (2:1)	8-Hydroxyquinoline sulfate	C ₁₈ H ₁₆ N ₂ O ₆ S	134-31-6	388.934		177.5				vs H ₂ O; s EtOH; i eth
9442	Quinovic acid		C ₃₀ H ₄₆ O ₅	465-74-7	486.683	pl or nd	298 dec				
9443	Quinovose		C ₉ H ₁₂ O ₅	7658-08-4	164.156	cry (AcOEt)	139.5				vs H ₂ O, EtOH
9444	Quinoxaline	1,4-Benzodiazine	C ₈ H ₆ N ₂	91-19-0	130.147	cry (peth)	28	229.5	1.1334 ⁴⁸	1.6231 ⁴⁸	s H ₂ O; msc EtOH, eth, ace, bz; sl chl
9445	2(1 <i>H</i>)-Quinoxalinone		C ₈ H ₆ N ₂ O	1196-57-2	146.146	lf (al)	271	sub 200			
9446	Quizalofop-Ethyl		C ₁₉ H ₁₇ ClN ₂ O ₄	76578-14-8	372.802	wh cry	93	220 ^{0.2}			i H ₂ O; s bz, EtOH, ace, xyl
9447	Radicinin		C ₁₂ H ₁₂ O ₅	10088-95-6	236.220		221.5				sl chl
9448	Raffinose		C ₁₈ H ₃₂ O ₁₆	512-69-6	504.437		80		1.465 ²⁵		s H ₂ O, py; vs MeOH; sl EtOH; i eth
9449	Ranitidine		C ₁₃ H ₂₂ N ₄ O ₃ S	66357-35-5	314.404	solid	69.5				



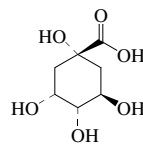
Quinazoline



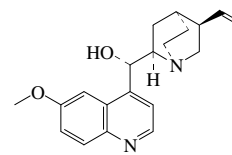
Quinlorac



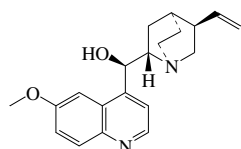
Quinethazone



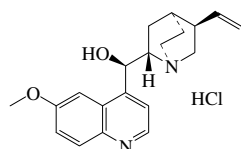
Quinic acid



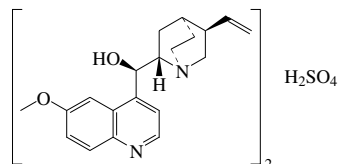
Quinidine



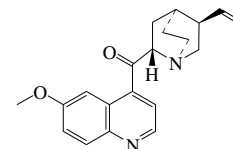
Quinine



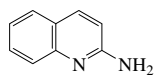
Quinine hydrochloride



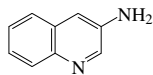
Quinine sulfate



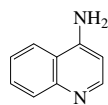
Quinone



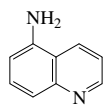
2-Quinolinamine



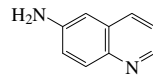
3-Quinolinamine



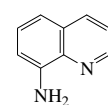
4-Quinolinamine



5-Quinolinamine



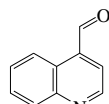
6-Quinolinamine



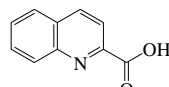
8-Quinolinamine



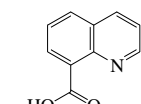
Quinoline



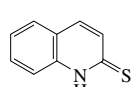
4-Quinolinecarboxaldehyde



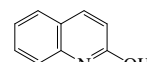
2-Quinolinecarboxylic acid



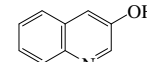
8-Quinolinecarboxylic acid



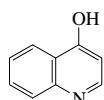
2(1H)-Quinolmethione



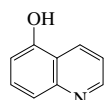
2-Quinolol



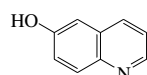
3-Quinolol



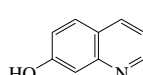
4-Quinolol



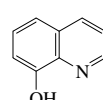
5-Quinolol



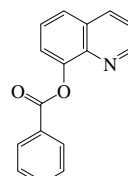
6-Quinolol



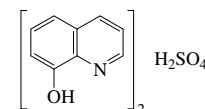
7-Quinolol



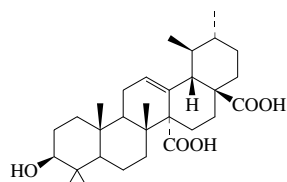
8-Quinolol



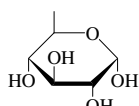
8-Quinolol benzoate



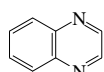
8-Quinolol sulfate (2:1)



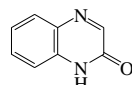
Quinovic acid



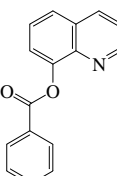
Quinovose



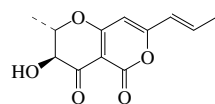
Quinoxaline



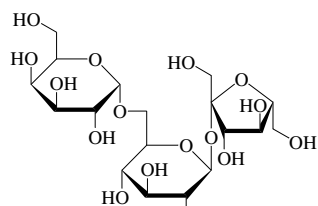
2(1H)-Quinoxalinone



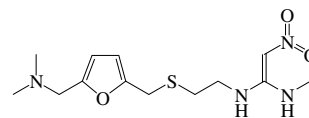
Quizalofop-Ethyl



Radicinin

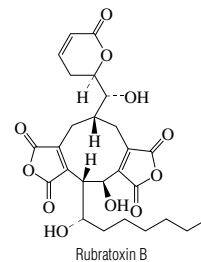
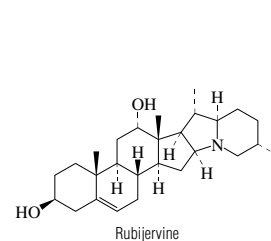
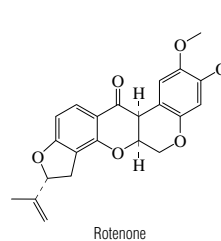
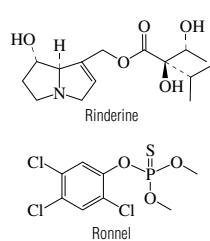
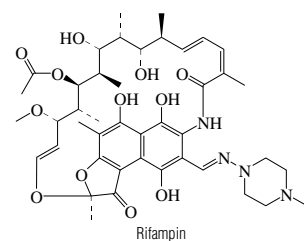
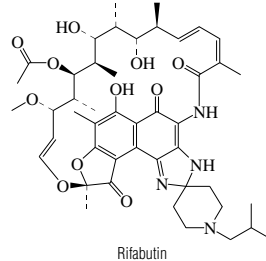
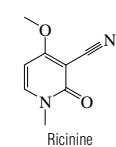
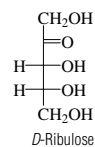
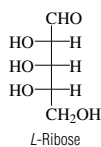
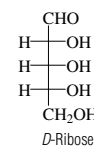
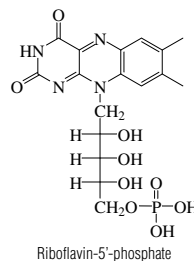
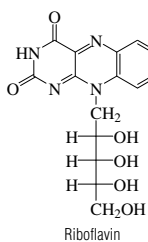
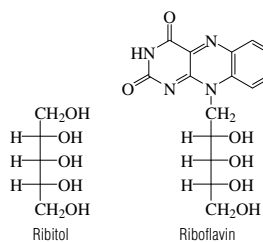
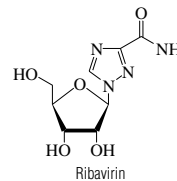
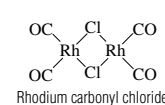
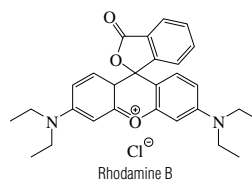
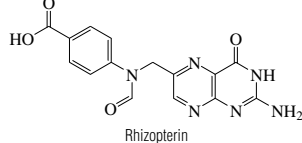
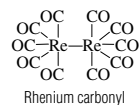
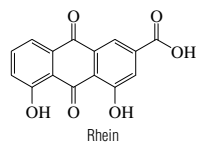
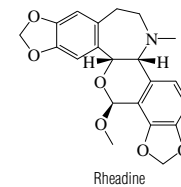
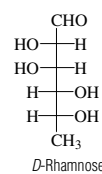
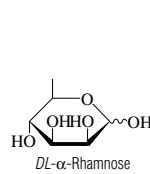
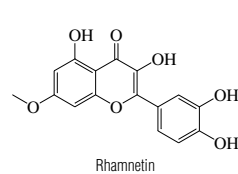
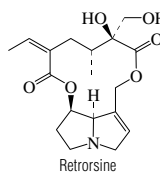
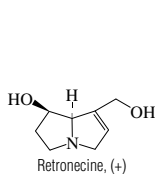
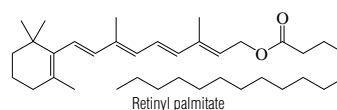
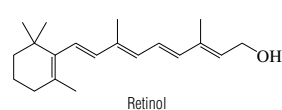
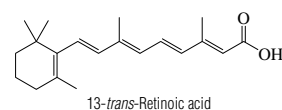
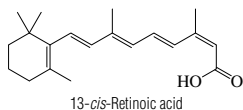
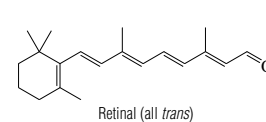
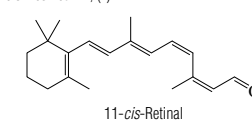
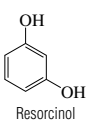
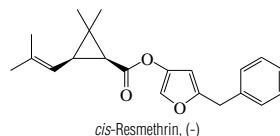
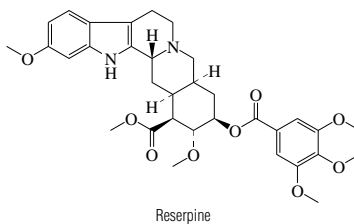
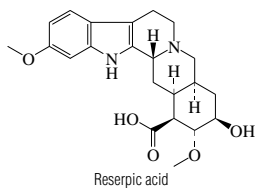
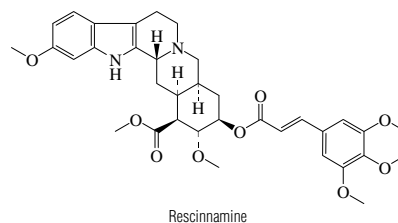
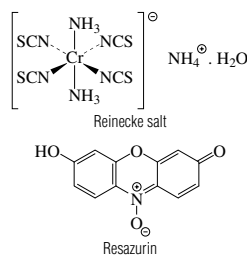
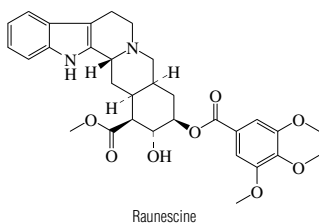
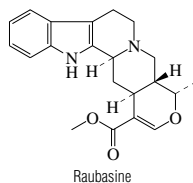


Raffinose

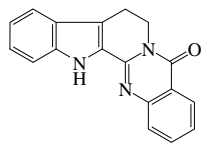


Ranitidine

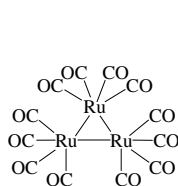
No.	Name	Synonym	Mol. Form.	CAS RN	Mol. Wt.	Physical Form	mp/°C	bp/°C	den/ g cm ⁻³	n _D	Solubility
9450	Raubasine		C ₂₁ H ₂₄ N ₂ O ₃	483-04-5	352.427		258 dec				i H ₂ O; s MeOH
9451	Raunescine		C ₃₁ H ₃₆ N ₂ O ₆	117-73-7	564.626		165				i H ₂ O; s EtOH, chl, HOAc
9452	Reinecke salt		C ₄ H ₁₂ CrN ₇ OS ₄	13573-16-5	354.440	red cry (w)	270 dec				s H ₂ O, EtOH, ace; i bz
9453	Resazurin	7-Hydroxy-3 <i>H</i> -phenoxazin-3-one, 10-oxide	C ₁₂ H ₇ N ₃ O ₄	550-82-3	229.189	dk red to gr pr or pl (HOAc)		sub			i H ₂ O, eth; sl EtOH, HOAc; s alk
9454	Rescinnamine		C ₃₅ H ₄₂ N ₂ O ₃	24815-24-5	634.716	nd (bz)	238.5				i H ₂ O; sl EtOH; s ace, chl, AcOEt
9455	Reserpine acid		C ₂₂ H ₂₈ N ₂ O ₅	83-60-3	400.467	cry (MeOH)	242				
9456	Reserpine		C ₃₃ H ₄₀ N ₂ O ₅	50-55-5	608.679	lo pr (dil ace)	264.5				sl H ₂ O, eth, ace; s EtOH, bz, AcOEt
9457	<i>cis</i> -Resmethrin, (-)		C ₂₂ H ₂₆ O ₃	10453-86-8	338.439		75				
9458	Resorcinol	1,3-Benzenediol	C ₆ H ₆ O ₂	108-46-3	110.111	nd (bz), pl (w)	109.4	276.5; 178 ¹⁶	1.278 ²⁰	1.578 ²⁵	vs H ₂ O, ctc; s EtOH, eth; sl bz, chl
9459	11- <i>cis</i> -Retinal	Vitamin A ₁ aldehyde	C ₂₀ H ₂₈ O	564-87-4	284.435	cry					
9460	Retinal (all <i>trans</i>)		C ₂₀ H ₂₈ O	116-31-4	284.435	oran cry	64				i H ₂ O; s EtOH, chl, cy, peth
9461	13- <i>cis</i> -Retinoic acid	Accutane	C ₂₀ H ₂₈ O ₂	4759-48-2	300.435	cry (EtOH)	189				
9462	13- <i>trans</i> -Retinoic acid		C ₂₀ H ₂₈ O ₂	302-79-4	300.435	cry (MeOH)	181.5				
9463	Retinol	Vitamin A	C ₂₀ H ₃₀ O	68-26-8	286.451	ye pr (peth)	63.5	1370.0000 ⁰¹			i H ₂ O; s EtOH, eth, ace, bz
9464	Retinyl palmitate	Retinol, hexadecanoate	C ₃₆ H ₆₀ O ₂	79-81-2	524.860		28				
9465	Retronecine, (+)		C ₈ H ₁₃ NO ₂	480-85-3	155.195	cry (ace)	121				s H ₂ O, EtOH; sl eth
9466	Retrorsine		C ₁₈ H ₂₆ NO ₆	480-54-6	351.395	cry (AcOEt)	212				sl H ₂ O, ace; s EtOH, chl; i eth
9467	Rhamnetin		C ₁₆ H ₁₂ O ₇	90-19-7	316.262	ye nd (al)	295				sl H ₂ O; s EtOH, ace, PhOH; vs dil alk
9468	<i>DL</i> -α-Rhamnose		C ₆ H ₁₂ O ₅	116908-82-8	164.156	cry (w)	151				vs H ₂ O, EtOH
9469	<i>D</i> -Rhamnose	6-Deoxy- <i>D</i> -mannose	C ₆ H ₁₂ O ₅	634-74-2	164.156						s H ₂ O
9470	Rheadine		C ₂₁ H ₂₁ NO ₆	2718-25-4	383.395	nd (chl, eth, al)	257	sub			
9471	Rhein		C ₁₅ H ₈ O ₆	478-43-3	284.221	ye or oran nd (MeOH, py)	321	sub			sl H ₂ O, EtOH, eth, ace, bz; vs py
9472	Rhenium carbonyl	Dirhenium decacarbonyl	C ₁₀ O ₁₀ Re ₂	14285-68-8	652.515	ye-wh cry	170 dec		2.87		s os
9473	Rhizopterin		C ₁₅ H ₁₂ N ₆ O ₄	119-20-0	340.294	lt ye pl (w)	>300				i H ₂ O, EtOH, eth; s aq alk, aq NH ₃ , py
9474	Rhodamine B		C ₂₈ H ₃₂ ClN ₂ O ₃	81-88-9	480.018		165				s H ₂ O, EtOH, eth, bz, xyl
9475	Rhodium carbonyl chloride	Dirhodium tetracarbonyl dichloride	C ₄ Cl ₂ O ₄ Rh ₂	14523-22-9	388.758	red-oran cry	124				s os
9476	Ribavirin	Tribavirin	C ₈ H ₁₂ N ₄ O ₅	36791-04-5	244.205	col cry (EtOH)	175				s H ₂ O
9477	Ribitol	Adonitol	C ₆ H ₁₂ O ₅	488-81-3	152.146	pr (w), nd (al)	104				s H ₂ O, EtOH; i eth, lig
9478	Riboflavin		C ₁₇ H ₂₀ N ₄ O ₆	83-88-5	376.364	ye or oran-ye nd (w)	280 dec				i H ₂ O, eth, ace, chl; sl EtOH
9479	Riboflavin-5'-phosphate		C ₁₇ H ₂₀ N ₄ O ₉ P	146-17-8	455.336	ye cry (w)					
9480	<i>D</i> -Ribose		C ₅ H ₁₀ O ₅	50-69-1	150.130	pl (al)	88				s H ₂ O; sl EtOH
9481	<i>L</i> -Ribose		C ₅ H ₁₀ O ₅	24259-59-4	150.130		81				
9482	<i>D</i> -Ribulose	<i>erythro</i> -2-Pentulose	C ₅ H ₁₀ O ₅	488-84-6	150.130	syrup					vs H ₂ O
9483	Ricinine	1,2-Dihydro-4-methoxy-1-methyl-2-oxo-3-pyridinecarbonitrile	C ₈ H ₈ N ₂ O ₂	524-40-3	164.162	pr or lf (w, al)	201.5	sub 170			s H ₂ O, chl; sl EtOH, bz; vs py; i peth
9484	Rifabutin		C ₄₆ H ₆₂ N ₄ O ₁₁	72559-06-9	847.004	viol-red cry					i H ₂ O; vs chl; s MeOH; sl EtOH
9485	Rifampin		C ₄₃ H ₅₈ N ₄ O ₁₂	13292-46-1	822.941	red-oran pl (ace)	185 dec				
9486	Rinderine	Echinatine-3'-epimer	C ₁₅ H ₂₂ NO ₅	6029-84-1	299.364	cry (ace)	100.5				
9487	Ronnel		C ₈ H ₈ Cl ₃ O ₃ PS	299-84-3	321.546		41	152 ^{0.4}	1.44 ³²	1.5335 ³⁵	
9488	Rotenone		C ₂₃ H ₂₂ O ₆	83-79-4	394.417	nd or lf (al, aq-ace)	176	215 ^{0.5}			i H ₂ O; s EtOH, ace, bz; sl eth; vs chl
9489	Rubijervine		C ₂₇ H ₄₃ NO ₂	79-58-3	413.636	nd (+1w, dil al)	242				vs bz, EtOH, chl
9490	Rubratoxin B		C ₂₆ H ₃₀ O ₁₁	21794-01-4	518.509	cry (MeCN)	169 dec				



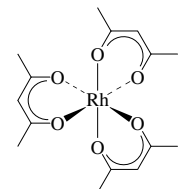
No.	Name	Synonym	Mol. Form.	CAS RN	Mol. Wt.	Physical Form	mp/°C	bp/°C	den/ g cm ⁻³	n _D	Solubility
9491	Rutecarpine		C ₁₈ H ₁₃ N ₃ O	84-26-4	287.315	ye nd (al, AcOEt)	259.5				sl EtOH, ace, bz
9492	Ruthenium dodecacarbonyl	Triruthenium dodecacarbonyl	C ₁₂ O ₁₂ Ru ₃	15243-33-1	639.33	oran cry	dec 150				
9493	Ruthenium(III) 2,4-pentanedioate	Ruthenium(III) acetylacetonate	C ₁₅ H ₂₁ O ₉ Ru	14284-93-6	398.39		230				
9494	Rutinose		C ₁₂ H ₂₂ O ₁₀	90-74-4	326.297	hyg pow (al, eth)	190 dec				vs H ₂ O, EtOH
9495	Sabadine		C ₂₉ H ₄₇ NO ₈	124-80-1	537.685	nd (eth)	258				vs ace, EtOH
9496	Saccharin		C ₇ H ₅ NO ₃ S	81-07-2	183.185	nd (ace) pr (al), lf (w)	228 dec	sub	0.828 ²⁵		sl H ₂ O, bz, eth, chl; s ace, EtOH
9497	Saccharin sodium	1,2-Benzisothiazolin-3-one, 1,1-dioxide, sodium salt	C ₇ H ₄ NNaO ₃ S	128-44-9	205.168	wh cry	229				s H ₂ O
9498	Safranal	2,6,6-Trimethyl-1,3-cyclohexadiene-1-carboxaldehyde	C ₁₀ H ₁₄ O	116-26-7	150.217			70 ¹	0.9734 ¹⁹	1.5281 ¹⁹	vs EtOH, peth
9499	Safrole	5-(2-Propenyl)-1,3-benzodioxole	C ₁₀ H ₁₀ O ₂	94-59-7	162.185	mcl	11.2	234.5	1.1000 ²⁰	1.5381 ²⁰	i H ₂ O; vs EtOH; msc eth, chl
9500	Salcomine	<i>N,N'</i> -Bis(salicylidene) ethylenediaminocobalt(II)	C ₁₆ H ₁₄ CoN ₂ O ₂	14167-18-1	325.227	red cry (DMF)					s bz, chl, py
9501	Salicylaldehyde	2-Hydroxybenzaldehyde	C ₇ H ₆ O ₂	90-02-8	122.122	liq	-7	197	1.1674 ²⁰	1.5740 ²⁰	sl H ₂ O, chl; msc EtOH; vs ace, bz
9502	Salicylaldoxime		C ₇ H ₇ NO ₂	94-67-7	137.137		57				sl H ₂ O; vs EtOH, eth, bz; s chl; i lig
9503	Salsoline		C ₁₁ H ₁₅ NO ₂	89-31-6	193.243	pow or cry (al)	221.5				sl H ₂ O, EtOH; i eth, peth; s chl, alk
9504	Salvarsan dihydrochloride	Arsphenamine	C ₁₂ H ₁₄ As ₂ Cl ₂ N ₂ O ₂	139-93-5	439.001	ye hyg pow	190 dec				vs H ₂ O
9505	Sanguinarine		C ₂₀ H ₁₅ NO ₅	2447-54-3	349.337	cry (eth, al)	266				vs ace, bz, eth, EtOH
9506	α-Santalol		C ₁₅ H ₂₄ O	115-71-9	220.351			301.5	0.9679 ²⁰	1.5023 ²⁰	i H ₂ O; s EtOH
9507	β-Santalol		C ₁₅ H ₂₄ O	77-42-9	220.351			167 ¹⁰	0.9750 ²⁰	1.5115 ²⁰	
9508	Santonin acid		C ₁₅ H ₂₀ O ₄	510-35-0	264.318	cry	171	285 ¹⁵			sl H ₂ O; s chl, eth, HOAc, EtOH
9509	α-Santonin		C ₁₅ H ₁₈ O ₃	481-06-1	246.302	orth (w, eth)	175		1.590 ²⁵		sl H ₂ O, EtOH, eth; s bz, chl; i peth
9510	Sarcosine	<i>N</i> -Methylglycine	C ₃ H ₇ NO ₂	107-97-1	89.094	cry (al)	212 dec				s H ₂ O
9511	Sarmentogenin		C ₂₃ H ₃₄ O ₅	76-28-8	390.513	pr (95% al, MeOH-eth)	280				i H ₂ O, eth, bz; s EtOH; sl ace, chl
9512	Sarpagan-17-al	Vellosimine	C ₁₉ H ₂₀ N ₂ O	6874-98-2	292.374	cry (MeOH)	305.5	sub 180			
9513	Sarpagan-10,17-diol	Sarpagine	C ₁₉ H ₂₂ N ₂ O ₂	482-68-8	310.390	nd	320				i H ₂ O; s EtOH
9514	Saxitoxin dihydrochloride		C ₁₀ H ₁₉ Cl ₂ N ₇ O ₄	35554-08-6	372.209	hyg wh solid					vs H ₂ O, MeOH, EtOH
9515	Scarlet red		C ₂₄ H ₂₀ N ₄ O	85-83-6	380.442	dk br pow or nd	185; dec 260				i H ₂ O; sl ace, bz; vs chl, peth
9516	Schradan		C ₈ H ₂₄ N ₄ O ₃ P ₂	152-16-9	286.250		17	154 ^{2,0}	1.09 ²⁵	1.462 ²⁵	vs H ₂ O, EtOH, chl
9517	Scilliroside		C ₃₂ H ₄₄ O ₁₂	507-60-8	620.684	lo pr (dil MeOH)	169	dec			sl H ₂ O, ace, chl; vs EtOH, diox; i eth
9518	Scopolamine		C ₁₇ H ₂₁ NO ₄	51-34-3	303.354	visc liq					vs hot H ₂ O, EtOH, ace; sl bz
9519	Scopoline		C ₈ H ₁₃ NO ₂	487-27-4	155.195	hyg nd (lig, eth, chl, peth)	108.5	248	1.0891 ¹³⁴		s H ₂ O
9520	Sebacic acid		C ₁₀ H ₁₈ O ₄	111-20-6	202.248	lf	130.9	295 ¹⁰⁰ , 232 ¹⁰	1.2705 ²⁰	1.422 ¹³³	sl H ₂ O; s EtOH, eth; i bz
9521	Selenium methionine	Selenomethionine	C ₈ H ₁₁ NO ₂ Se	1464-42-2	196.11	hex pl (MeOH aq)	265 dec				
9522	Selenoformaldehyde		CH ₂ Se	6596-50-5	92.99	unstab gas					
9523	Selenourea	Carbamimidoseleonic acid	CH ₃ N ₂ Se	630-10-4	123.02	pr or nd (w)		dec 200			vs H ₂ O
9524	Semicarbazide hydrochloride		CH ₂ CIN ₃ O	563-41-7	111.531	pr (dil al)	176 dec				vs H ₂ O
9525	Senecionine		C ₁₈ H ₂₅ NO ₅	130-01-8	335.396	pl	232				i H ₂ O; sl EtOH, eth; s chl
9526	Seneciphylline		C ₁₈ H ₂₃ NO ₅	480-81-9	333.380	pl (AcOEt)	217 dec				s chl; sl EtOH, ace; i eth
9527	Senkirkin		C ₁₉ H ₂₇ NO ₆	2318-18-5	365.420	pl (ace)	197				
9528	<i>L</i> -Septapterin	6-Lactoyl-7,8-dihydropterin	C ₉ H ₁₁ N ₅ O ₃	17094-01-8	237.215	ye pow or cry					
9529	<i>DL</i> -Serine		C ₃ H ₇ NO ₃	302-84-1	105.093	mcl pr or lf (w)	246 dec		1.603 ²²		s H ₂ O; i EtOH, eth, bz, HOAc



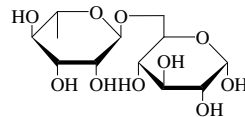
Rutecarpine



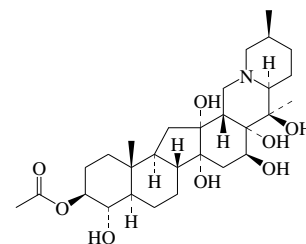
Ruthenium dodecacarbonyl



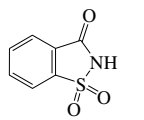
Ruthenium(III) 2,4-pentanedioate



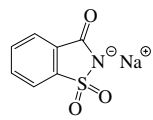
Rutinose



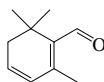
Sabadine



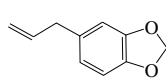
Saccharin



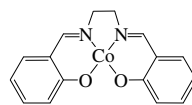
Saccharin sodium



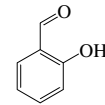
Safranal



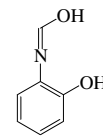
Safrole



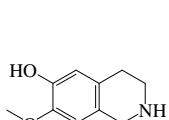
Salcomine



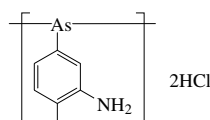
Salicylaldehyde



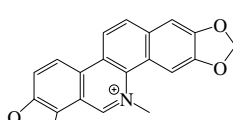
Salicylaldoxime



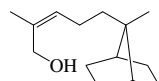
Salsoline



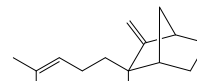
Salvarsan dihydrochloride



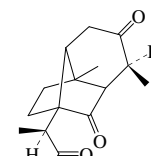
Sanguinarine



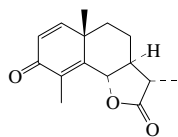
α-Santalol



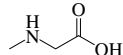
β-Santalol



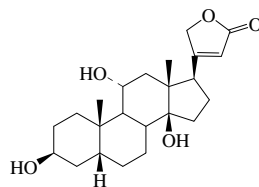
Santonic acid



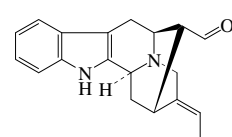
α-Santonin



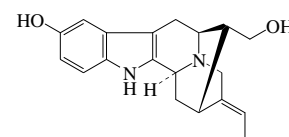
Sarcosine



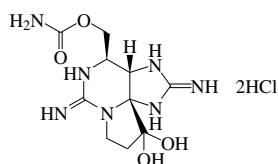
Sarmentogenin



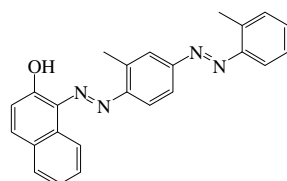
Sarpagan-17-al



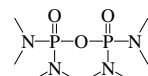
Sarpagan-10,17-diol



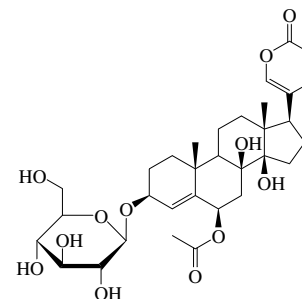
Saxitoxin dihydrochloride



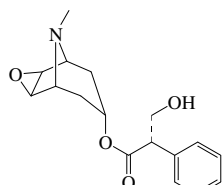
Scarlet red



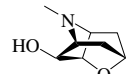
Schradan



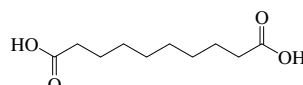
Scilliroside



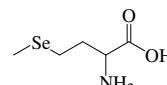
Scopolamine



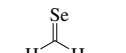
Scopoline



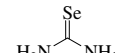
Sebacic acid



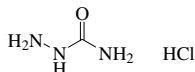
Selenium methionine



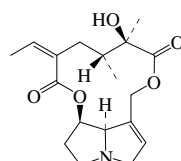
Selenoformaldehyde



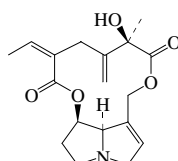
Selenourea



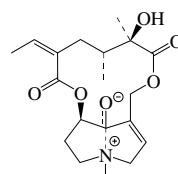
Semicarbazide hydrochloride



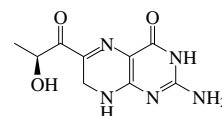
Senecionine



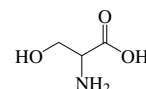
Seneciophylline



Senkirkin

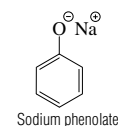
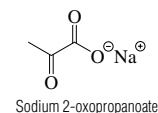
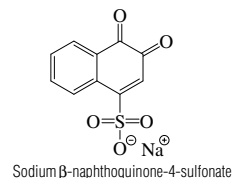
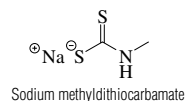
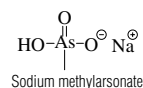
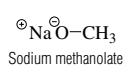
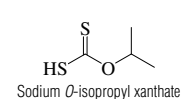
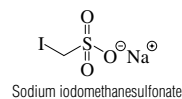
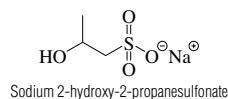
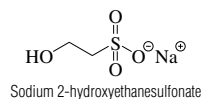
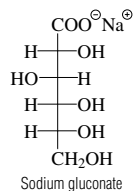
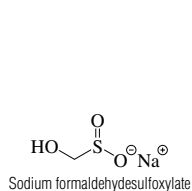
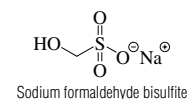
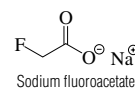
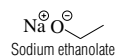
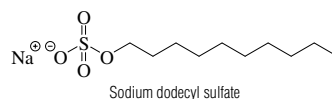
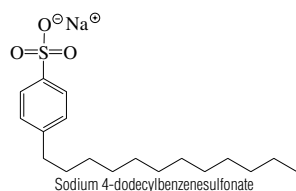
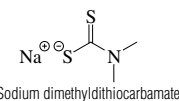
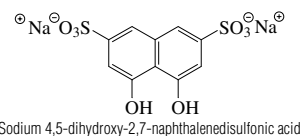
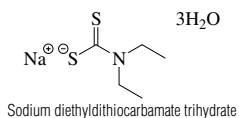
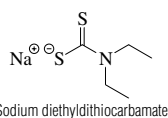
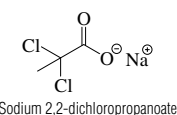
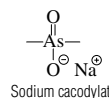
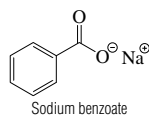
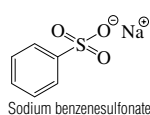
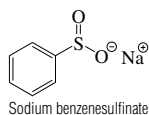
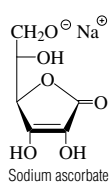
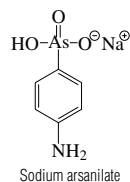
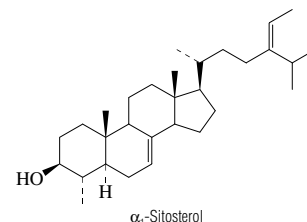
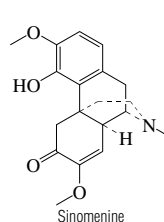
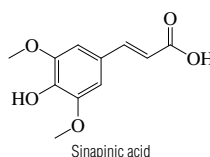
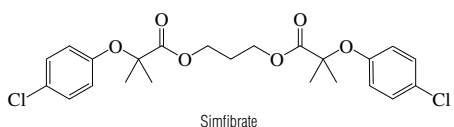
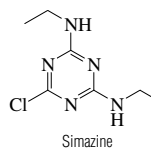
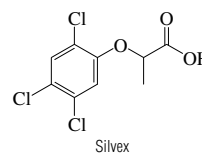
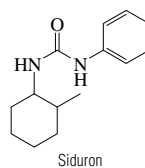
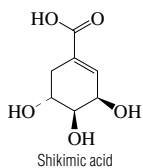
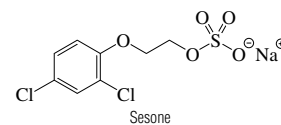
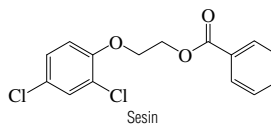
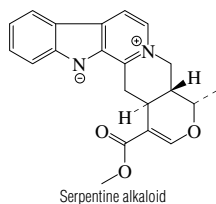
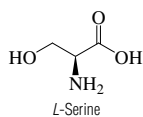
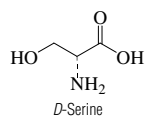


L-Septapterin

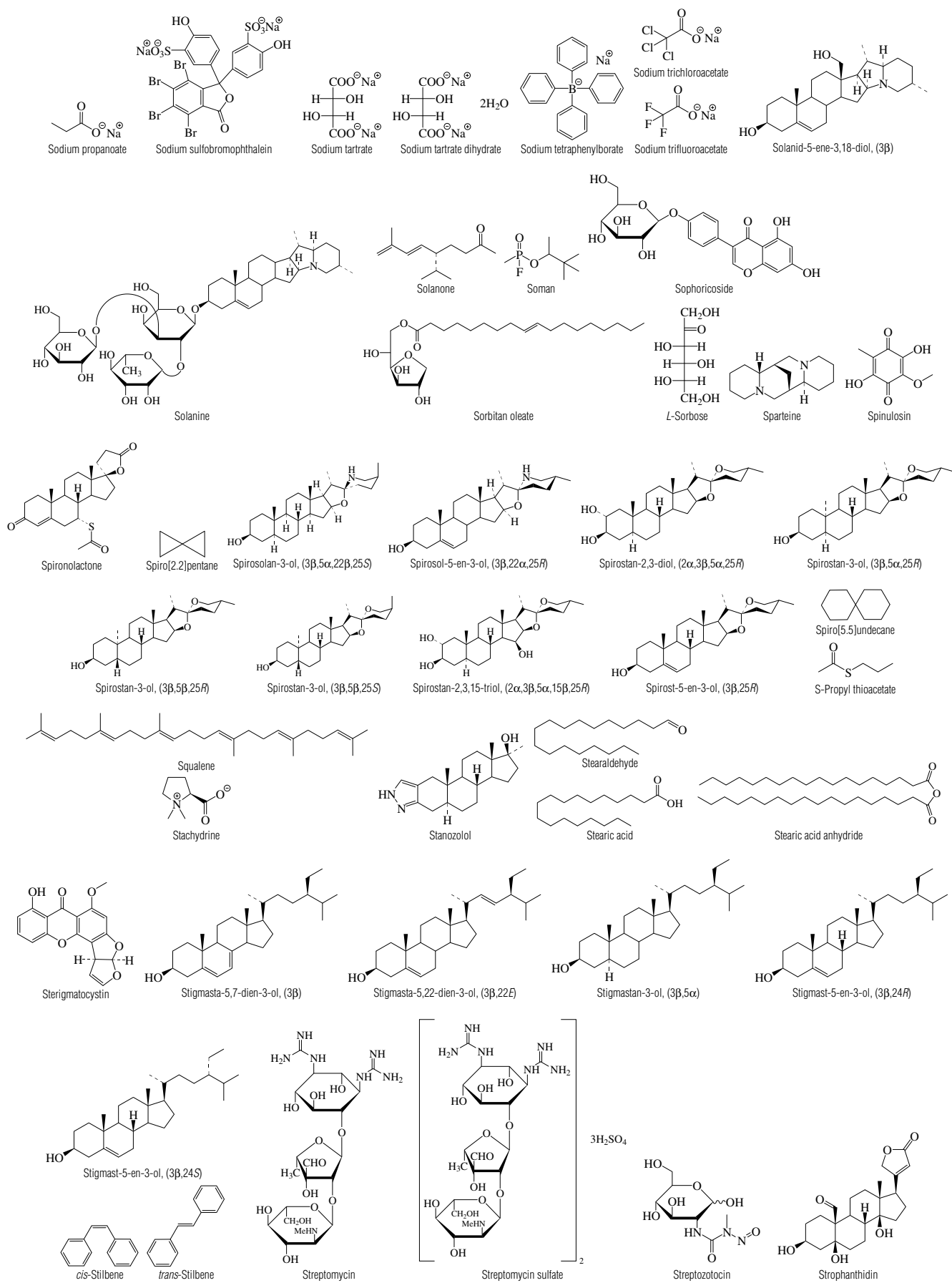


DL-Serine

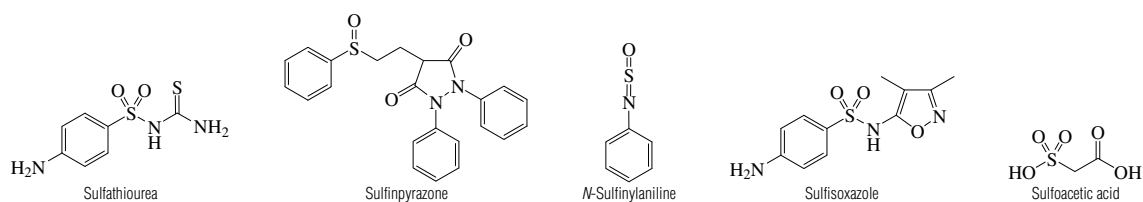
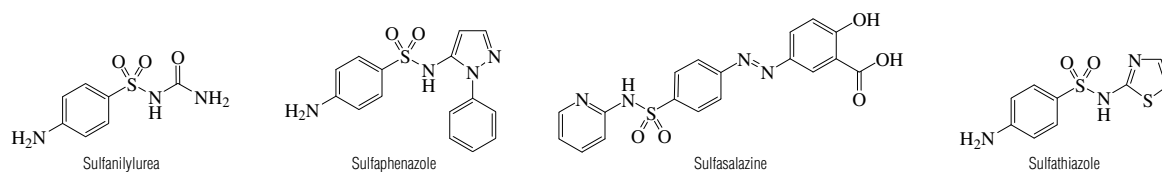
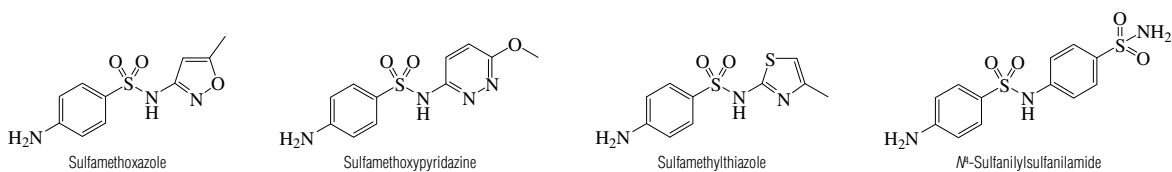
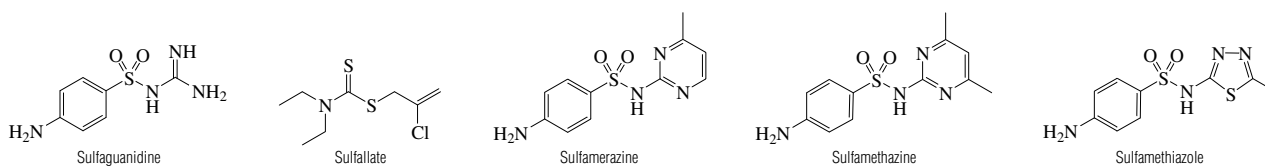
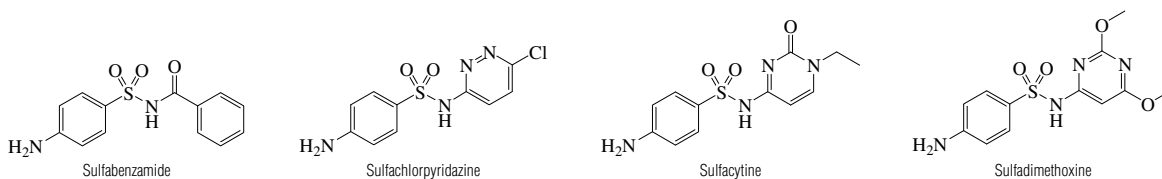
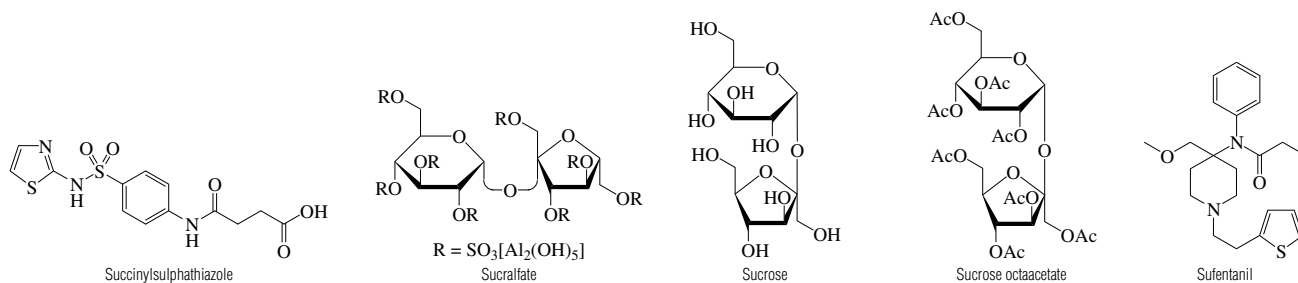
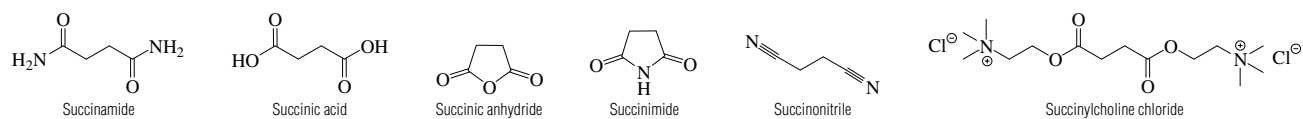
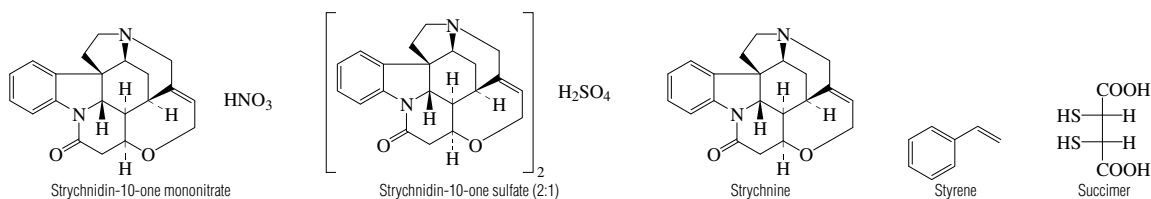
No.	Name	Synonym	Mol. Form.	CAS RN	Mol. Wt.	Physical Form	mp/°C	bp/°C	den/ g cm ⁻³	n _D	Solubility
9530	D-Serine		C ₃ H ₇ NO ₃	312-84-5	105.093	nd or hex pr (w)	229 dec	dec			vs H ₂ O; i EtOH, eth, bz, HOAc
9531	L-Serine	2-Amino-3-hydroxypropanoic acid, (S)	C ₃ H ₇ NO ₃	56-45-1	105.093	hex pl or pr (w)	228 dec	sub 150	1.622		s H ₂ O; i EtOH, eth, bz, HOAc
9532	Serpentine alkaloid		C ₂₁ H ₂₀ N ₂ O ₃	18786-24-8	348.395		175				i H ₂ O; s EtOH, eth, ace
9533	Sesin	2,4-Dichlorophenoxyethyl benzoate	C ₁₅ H ₁₂ Cl ₂ O ₃	94-83-7	311.160	cry	66	185 ^{1.5}			
9534	Sesone	Sodium 2-(2,4-dichlorophenoxy)ethyl sulfate	C ₈ H ₇ Cl ₂ NaO ₅ S	136-78-7	309.100		245 dec				
9535	Sethoxydim		C ₁₇ H ₂₈ NO ₃ S	74051-80-2	327.482			>90 ^{0.00003}	1.043 ²⁵		
9536	Shikimic acid		C ₇ H ₁₀ O ₅	138-59-0	174.151	nd	184	subl			sl EtOH; i eth, bz, chl
9537	Siduron		C ₁₄ H ₂₀ N ₂ O	1982-49-6	232.321	cry solid	135				s EtOH, DMF, CH ₂ Cl ₂
9538	Silvex	Propanoic acid, 2-(2,4,5-trichlorophenoxy)-	C ₉ H ₇ Cl ₃ O ₃	93-72-1	269.509		181.6				
9539	Simazine	1,3,5-Triazine-2,4-diamine, 6-chloro- <i>N,N</i> -diethyl-	C ₇ H ₁₂ ClN ₅	122-34-9	201.657		226		1.302 ²⁰		
9540	Simfibrate		C ₂₃ H ₂₆ Cl ₂ O ₆	14929-11-4	469.354	cry	52	225 ^{0.15}			
9541	Sinapinic acid	3-(4-Hydroxy-3,5-dimethoxyphenyl)-2-propenoic acid	C ₁₁ H ₁₂ O ₅	530-59-6	224.210	wh pow					i H ₂ O; s MeOH, ace
9542	Sinomenine		C ₁₉ H ₂₃ NO ₄	115-53-7	329.391	nd (bz)	162				sl H ₂ O, eth, bz; s EtOH, ace, dil alk
9543	α ₁ -Sitosterol	4-Methylstigmasta-7,24(28)-dien-3-ol, (3β,4α,5α,24Z)	C ₃₀ H ₅₀ O	474-40-8	426.717	nd (al)	166				vs EtOH, chl
9544	Sodium arsanilate	Sodium (4-aminophenyl) arsonate	C ₆ H ₇ AsNNaO ₃	127-85-5	239.037	wh cry					s H ₂ O
9545	Sodium ascorbate		C ₆ H ₇ NaO ₆	134-03-2	198.106	cry	218 dec				
9546	Sodium benzenesulfinate		C ₆ H ₅ NaO ₂ S	873-55-2	164.158	cry	300				
9547	Sodium benzenesulfonate	Monosodium benzenesulfonate	C ₆ H ₅ NaO ₃ S	515-42-4	180.157		>300				s H ₂ O; sl EtOH
9548	Sodium benzoate		C ₇ H ₅ NaO ₂	532-32-1	144.104		>300				s H ₂ O
9549	Sodium cacodylate	Sodium dimethylarsonate	C ₂ H ₆ AsNaO ₂	124-65-2	159.980	gran cry	60 (hyd)				vs H ₂ O; s EtOH
9550	Sodium 2,2-dichloropropanoate		C ₃ H ₃ Cl ₂ NaO ₂	127-20-8	164.951	hyg pow	166 dec				
9551	Sodium diethyldithiocarbamate	Dithiocarb sodium	C ₅ H ₁₀ NNaS ₂	148-18-5	171.260	cry (EtOH)	95				s H ₂ O, EtOH, MeOH, ace; i eth, bz
9552	Sodium diethyldithiocarbamate trihydrate	Diethyldithiocarbamate sodium salt trihydrate	C ₈ H ₁₆ NNaO ₃ S ₂	20624-25-3	225.306	orth cry (ace)	95				vs H ₂ O; s EtOH, ace; i bz, eth
9553	Sodium 4,5-dihydroxy-2,7-naphthalenedisulfonic acid	Chromotropic acid disodium salt	C ₁₀ H ₆ Na ₂ O ₆ S ₂	129-96-4	364.260	wh nd or lf (w)					vs H ₂ O
9554	Sodium dimethyldithiocarbamate		C ₂ H ₄ NNaS ₂	128-04-1	144.215	col cry (w)	121 (hyd)				
9555	Sodium 4-dodecylbenzenesulfonate		C ₁₈ H ₂₉ NaO ₃ S	2211-98-5	348.476	cry	144				
9556	Sodium dodecyl sulfate	Sodium lauryl sulfate	C ₁₂ H ₂₅ NaO ₄ S	151-21-3	288.379	wh pow	205				
9557	Sodium ethanolate	Sodium ethoxide	C ₂ H ₅ NaO	141-52-6	68.050	hyg wh pow	260 dec				reac H ₂ O; s EtOH
9558	Sodium fluoroacetate		C ₂ H ₂ FNaO ₂	62-74-8	100.024	wh mcl cry	200				i ace, chl; sl EtOH, MeOH
9559	Sodium formaldehyde bisulfite	Sodium hydroxymethanesulfonate	CH ₃ NaO ₃ S	870-72-4	134.088	cry (EtOH aq)					
9560	Sodium formaldehydesulfoxylate	Sodium hydroxymethanesulfinate	CH ₃ NaO ₃ S	149-44-0	118.088	cry (w)	63 (hyd)				s H ₂ O; i EtOH, bz, eth
9561	Sodium gluconate		C ₆ H ₁₁ NaO ₇	527-07-1	218.137						s H ₂ O
9562	Sodium 2-hydroxyethanesulfonate	Monosodium 2-hydroxyethanesulfonate	C ₂ H ₅ NaO ₃ S	1562-00-1	148.114						s H ₂ O
9563	Sodium 2-hydroxy-2-propanesulfonate	Monosodium 2-hydroxy-2-propanesulfonate	C ₃ H ₇ NaO ₃ S	540-92-1	162.141	cry					s H ₂ O; sl EtOH
9564	Sodium iodomethanesulfonate	Methodal sodium	CH ₂ IaO ₃ S	126-31-8	243.984	cry					sl EtOH, ace, bz
9565	Sodium <i>O</i> -isopropyl xanthate		C ₄ H ₉ NaOS ₂	140-93-2	158.218	hyg wh-ye pow	150 dec				
9566	Sodium methanolate	Sodium methoxide	CH ₃ NaO	124-41-4	54.024	wh hyg tetr cry	300				reac H ₂ O; s MeOH, EtOH
9567	Sodium methylarsonate		CH ₃ AsNaO ₃	2163-80-6	161.953	cry (w)	115				vs H ₂ O; s MeOH; i os
9568	Sodium methyldithiocarbamate	Metham sodium	C ₂ H ₄ NNaS ₂	137-42-8	129.180	cry (w)					vs H ₂ O
9569	Sodium β-naphthoquinone-4-sulfonate	Sodium 3,4-dihydro-3,4-dioxo-1-naphthalenesulfonate	C ₁₀ H ₅ NaO ₃ S	521-24-4	260.199		287 dec				
9570	Sodium 2-oxopropanoate		C ₃ H ₃ NaO ₃	113-24-6	110.044						s H ₂ O; sl abs EtOH
9571	Sodium phenolate	Sodium phenoxide	C ₆ H ₅ NaO	139-02-6	116.093	hyg cry	384				vs H ₂ O; s EtOH, thf



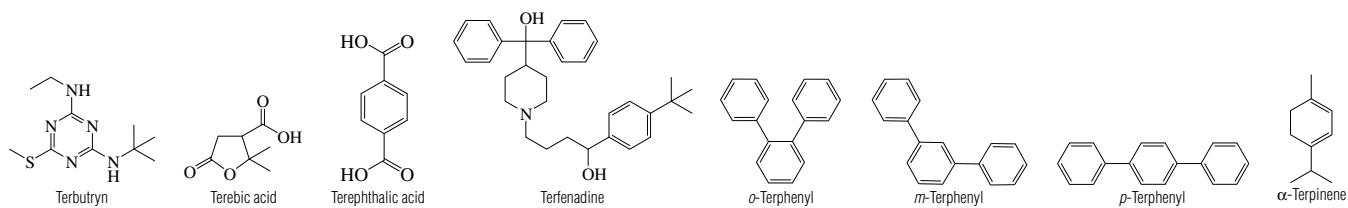
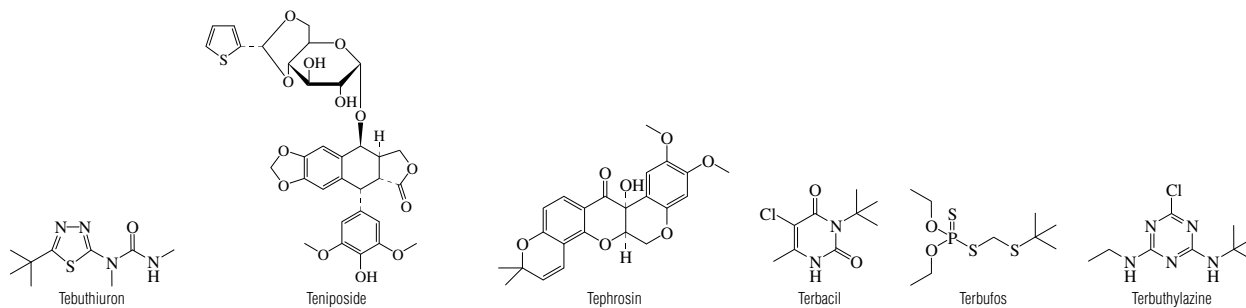
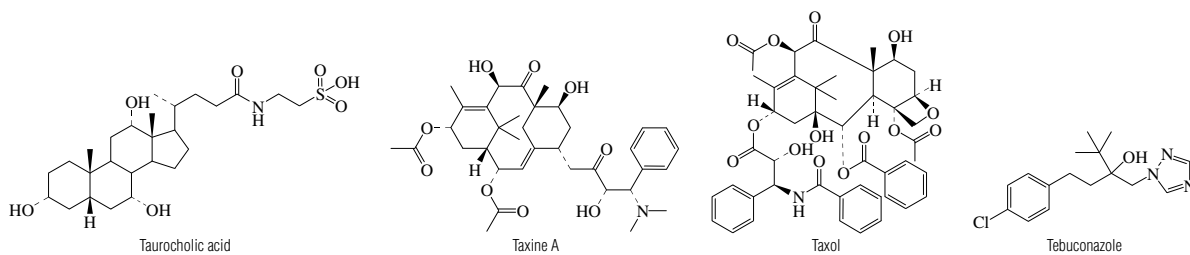
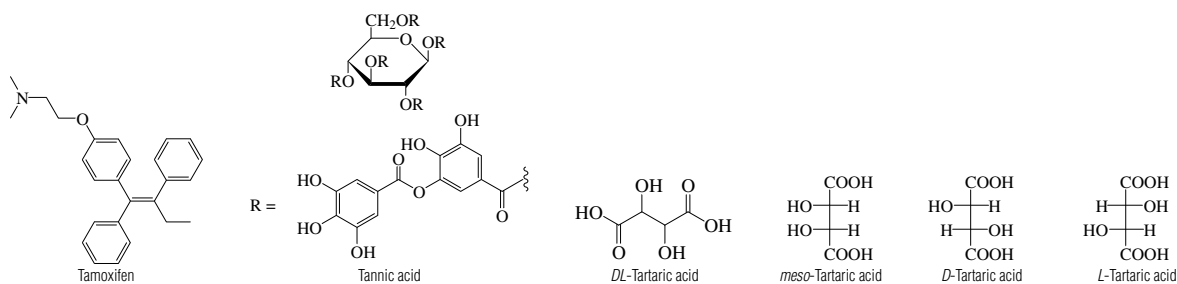
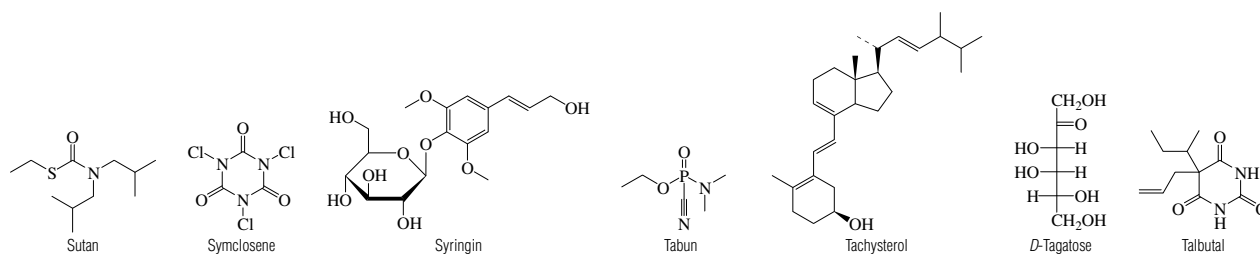
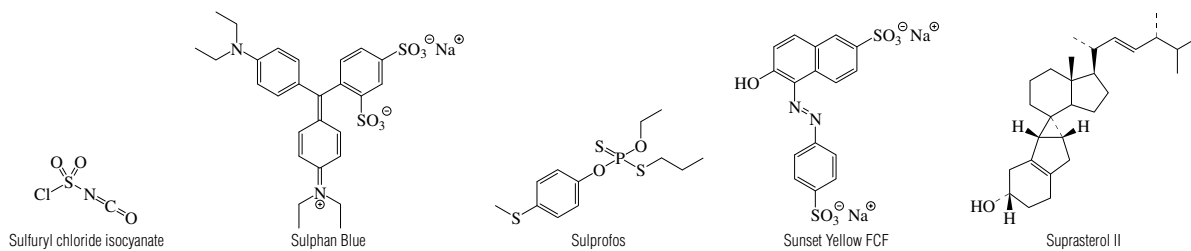
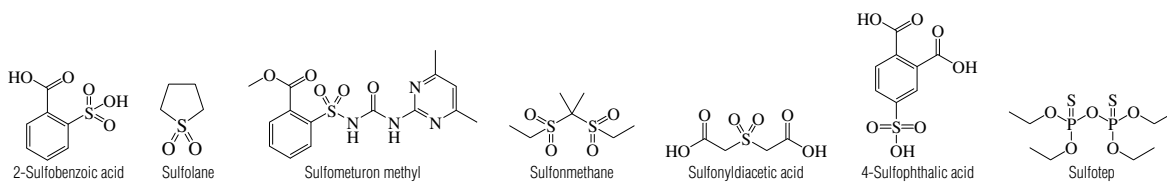
No.	Name	Synonym	Mol. Form.	CAS RN	Mol. Wt.	Physical Form	mp/°C	bp/°C	den/ g cm ⁻³	n _D	Solubility
9572	Sodium propanoate		C ₃ H ₅ NaO ₂	137-40-6	96.061						s H ₂ O
9573	Sodium sulfobromophthalein	Sulfobromophthalein sodium	C ₂₀ H ₈ Br ₄ Na ₂ O ₁₀ S ₂	71-67-0	837.998	hyg cry					s H ₂ O; i EtOH, ace
9574	Sodium tartrate		C ₄ H ₄ Na ₂ O ₆	868-18-8	194.051						s H ₂ O
9575	Sodium tartrate dihydrate		C ₄ H ₈ Na ₂ O ₈	6106-24-7	230.082				1.545 ²⁵		s H ₂ O; i EtOH
9576	Sodium tetraphenylborate		C ₂₄ H ₂₀ BNa	143-66-8	342.217	nd	300				s H ₂ O, EtOH, ace; sl eth, chl; i peth
9577	Sodium trichloroacetate		C ₂ Cl ₃ NaO ₂	650-51-1	185.369	ye-wh pow	300				s H ₂ O, EtOH
9578	Sodium trifluoroacetate		C ₂ F ₃ NaO ₂	2923-18-4	136.005	cry	207 dec				
9579	Solanid-5-ene-3,18-diol, (3β)	Isorubijervine	C ₂₇ H ₄₃ NO ₂	468-45-1	413.636	pr(al)	242.5				vs bz, chl
9580	Solanine		C ₄₅ H ₇₃ NO ₁₅	20562-02-1	868.060	nd (EtOH aq)	286 dec				i H ₂ O, eth, chl; s hot EtOH
9581	Solanone		C ₁₃ H ₂₂ O	1937-54-8	194.313			60 ¹	0.870 ²⁰	1.4755 ²⁰	
9582	Soman		C ₇ H ₁₆ F ₂ O ₂ P	96-64-0	182.173	liq					
9583	Sophoricoside		C ₂₁ H ₂₀ O ₁₀	152-95-4	432.378		274				
9584	Sorbitan oleate		C ₂₄ H ₄₄ O ₆	1338-43-8	428.602	ye oil			0.986	1.4800 ²⁰	i H ₂ O; s EtOH
9585	L-Sorbose	L-Sorbitose	C ₆ H ₁₂ O ₆	87-79-6	180.155	orth (al)	165		1.612 ¹⁷		s H ₂ O; sl EtOH, eth, MeOH
9586	Sparteine		C ₁₅ H ₂₆ N ₂	90-39-1	234.380		30.5	325; 173 ⁸	1.0196 ²⁰	1.5312 ²⁰	vs eth, EtOH, chl
9587	Spinulosin		C ₈ H ₈ O ₅	85-23-4	184.147	red-bl	202.5	sub 120			sl H ₂ O; s alk
9588	Spirolactone		C ₂₄ H ₃₂ O ₄ S	52-01-7	416.574			134			
9589	Spiro[2.2]pentane		C ₅ H ₈	157-40-4	68.118	liq	-107.0	39	0.7266 ²⁰	1.4120 ²⁰	
9590	Spirosolan-3-ol, (3β,5α,22β,25S)	Tomatidine	C ₂₇ H ₄₅ NO ₂	77-59-8	415.652	pl	210.5				s EtOH, eth
9591	Spirosol-5-en-3-ol, (3β,22α,25R)	Solasodine	C ₂₇ H ₄₃ NO ₂	126-17-0	413.636	hex pl (sub)	202				s EtOH, ace, bz, diox, py; sl eth; vs chl
9592	Spirostan-2,3-diol, (2α,3β,5α,25R)	Gitogenin	C ₂₇ H ₄₄ O ₄	511-96-6	432.636	lf (bz), nd (eth)	271.5				i H ₂ O; s EtOH, chl; sl eth
9593	Spirostan-3-ol, (3β,5α,25R)	Tigogenin	C ₂₇ H ₄₄ O ₃	77-60-1	416.636	lf (al +1w) pr (ace)	205.5				s EtOH, eth, ace, ctc, MeOH, peth
9594	Spirostan-3-ol, (3β,5β,25R)	Smilagenin	C ₂₇ H ₄₄ O ₃	126-18-1	416.636	nd (ace)	185				vs ace, bz, EtOH
9595	Spirostan-3-ol, (3β,5β,25S)	Sarsasapogenin	C ₂₇ H ₄₄ O ₃	126-19-2	416.636	lo pr, nd (ace)	200.5				s EtOH, ace, bz, chl
9596	Spirostan-2,3,15-triol, (2α,3β,5α,15β,25R)	Digitogenin	C ₂₇ H ₄₄ O ₅	511-34-2	448.635	nd (al)	281.5				vs chl
9597	Spirost-5-en-3-ol, (3β,25R)	Diosgenin	C ₂₇ H ₄₂ O ₃	512-04-9	414.620	cry (ace)	205.5				vs EtOH
9598	Spiro[5.5]undecane		C ₁₁ H ₂₀	180-43-8	152.277			208	0.8783 ²⁰	1.4731	
9599	S-Propyl thioacetate		C ₅ H ₁₀ OS	2307-10-0	118.197			137.9	0.9535 ²⁵		
9600	Squalene		C ₃₀ H ₅₀	111-02-4	410.718	oil	-4.8	421.3; 280 ¹⁷	0.8584 ²⁰	1.4990 ²⁰	i H ₂ O; sl EtOH; s eth, ace, ctc
9601	Stachydrine		C ₇ H ₁₃ NO ₂	471-87-4	143.184	cry (w+1)	235				vs H ₂ O, EtOH
9602	Stanozolol		C ₂₁ H ₃₂ N ₂ O	10418-03-8	328.491	cry (EtOH)	≈236				
9603	Stearaldehyde		C ₁₈ H ₃₆ O	638-66-4	268.478	nd (peth)		261			
9604	Stearic acid	Octadecanoic acid	C ₁₈ H ₃₆ O ₂	57-11-4	284.478	mcl lf (al)	69.3	dec 350; 232 ¹⁵	0.9408 ²⁰	1.4299 ⁸⁰	i H ₂ O; sl EtOH, bz; s ace, chl, CS ₂
9605	Stearic acid anhydride	Octadecanoic anhydride	C ₃₆ H ₇₀ O ₃	638-08-4	550.939		72		0.8365 ⁸²	1.4362 ⁸⁰	i H ₂ O, EtOH; sl eth, bz
9606	Sterigmatocystin		C ₁₈ H ₁₂ O ₆	10048-13-2	324.284	ye nd	246 dec				
9607	Stigmasta-5,7-dien-3-ol, (3β)	7-Dehydrositosterol	C ₂₉ H ₄₈ O	521-04-0	412.690		144.5				vs bz, eth, EtOH
9608	Stigmasta-5,22-dien-3-ol, (3β,22E)	Stigmasterol	C ₂₉ H ₄₈ O	83-48-7	412.690		170				vs bz, eth, EtOH
9609	Stigmastan-3-ol, (3β,5α)		C ₂₉ H ₅₀ O	83-45-4	416.722		144				
9610	Stigmast-5-en-3-ol, (3β,24R)	β-Sitosterol	C ₂₉ H ₅₀ O	83-46-5	414.706	pl (al)	137				s EtOH, eth, HOAc
9611	Stigmast-5-en-3-ol, (3β,24S)	γ-Sitosterol	C ₂₉ H ₅₀ O	83-47-6	414.706	cry (EtOH)	148				s EtOH
9612	cis-Stilbene	cis-1,2-Diphenylethene	C ₁₄ H ₁₂	645-49-8	180.245		-5	141 ¹²	1.0143 ²⁰	1.6130 ²⁰	i H ₂ O; s EtOH, eth, ace, bz, peth, chl
9613	trans-Stilbene	trans-1,2-Diphenylethene	C ₁₄ H ₁₂	103-30-0	180.245	cry (al)	124.2	307; 166 ¹²	0.9707 ²⁰	1.6264 ¹⁷	i H ₂ O; sl EtOH, chl; vs eth, bz
9614	Streptomycin	N-Methyl-L-glucosaminidostreptosidostrep tidine	C ₂₁ H ₃₉ N ₇ O ₁₂	57-92-1	581.575	hyg pow					s H ₂ O
9615	Streptomycin sulfate		C ₄₂ H ₈₄ N ₁₄ O ₃₆ S ₃	3810-74-0	1457.383	pow	≈230 dec				
9616	Streptozotocin		C ₇ H ₁₃ N ₃ O ₇	18883-66-4	265.221	pl	115 dec				s H ₂ O, EtOH
9617	Strophanthidin		C ₂₃ H ₃₂ O ₆	66-28-4	404.496	orth tab (MeOH-w) lf (w+2)	173 dec				i H ₂ O, eth; s EtOH, ace, bz, HOAc, chl



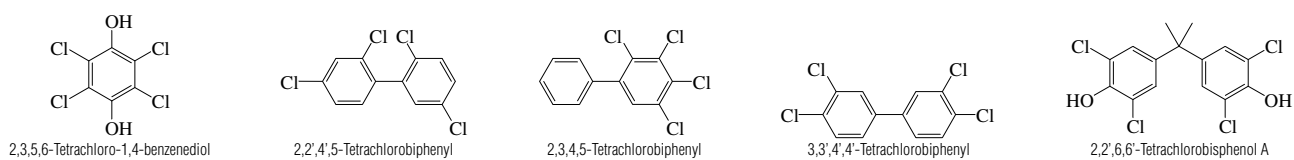
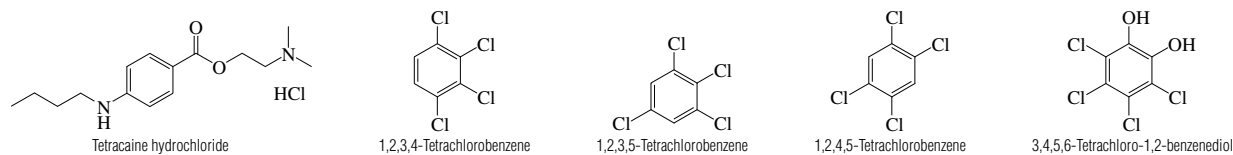
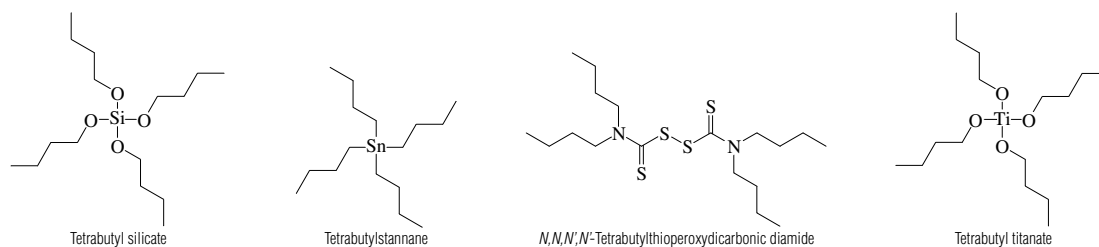
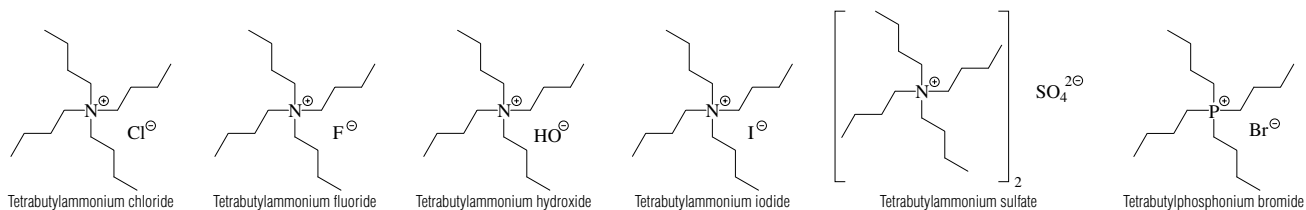
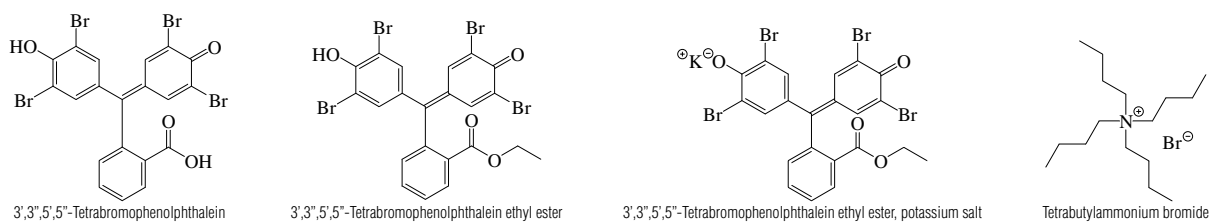
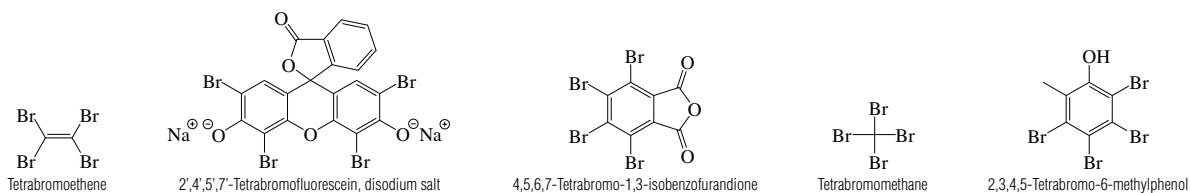
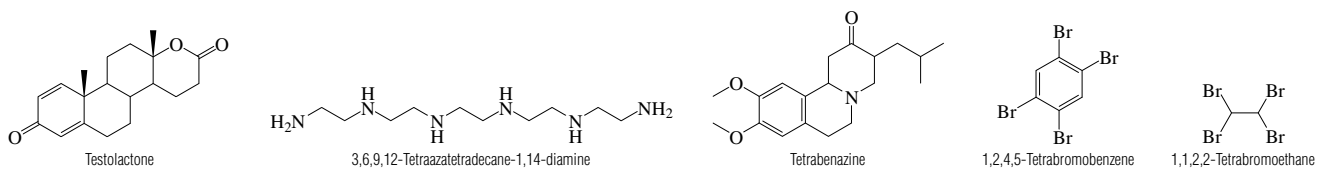
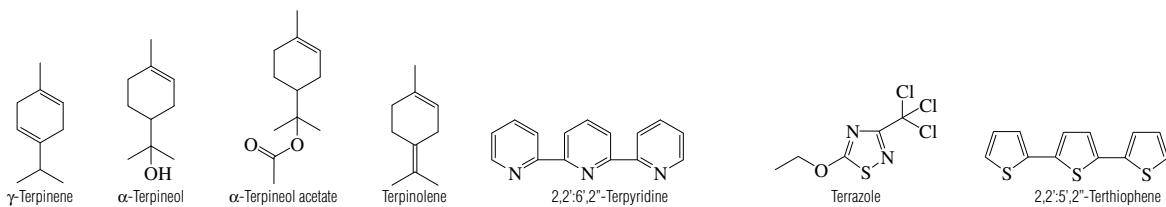
No.	Name	Synonym	Mol. Form.	CAS RN	Mol. Wt.	Physical Form	mp/°C	bp/°C	den/ g cm ⁻³	n _D	Solubility
9618	Strychnidin-10-one mononitrate	Strychnine nitrate	C ₂₁ H ₂₃ N ₃ O ₅	66-32-0	397.425	nd (w)	295		1.627 ²⁵		vs H ₂ O, MeOH; sl bz; s chl, EtOH
9619	Strychnidin-10-one sulfate (2:1)	Strychnine sulfate	C ₄₂ H ₄₆ N ₄ O ₈ S	60-41-3	766.901		200 dec				s H ₂ O, EtOH, MeOH; i eth; sl chl
9620	Strychnine		C ₂₁ H ₂₂ N ₂ O ₂	57-24-9	334.412	orth pr (al)	287	270 ⁵	1.36 ²⁰		sl H ₂ O, EtOH, ace, bz; i eth; s chl
9621	Styrene	Vinylbenzene	C ₈ H ₈	100-42-5	104.150	liq	-30.65	145	0.9016 ²⁵	1.5440 ²⁵	i H ₂ O; s EtOH, eth, ace; msc bz; sl ctc
9622	Succimer	2,3-Dimercaptobutanedioic acid, (R*,S*)	C ₄ H ₆ O ₄ S ₂	304-55-2	182.219	wh cry (MeOH)	193				
9623	Succinamide		C ₄ H ₈ N ₂ O ₂	110-14-5	116.119	orth nd (w)	268 dec	sub 125			s H ₂ O
9624	Succinic acid		C ₄ H ₆ O ₄	110-15-6	118.089	tcl or mcl pr	187.9	dec 235	1.572 ²⁵	1.450	sl H ₂ O, DMSO; s EtOH, eth, ace; i bz
9625	Succinic anhydride		C ₆ H ₄ O ₃	108-30-5	100.073	nd (al), orth pym (chl)	119	261	1.2 ²⁰		i H ₂ O; s EtOH, chl; sl eth
9626	Succinimide		C ₄ H ₅ NO ₂	123-56-8	99.089	pl (+1w, al) orth (ace)	126.5	dec 287	1.418 ²⁵		s H ₂ O; sl EtOH, eth, ace
9627	Succinonitrile	Butanedinitrile	C ₄ H ₄ N ₂	110-61-2	80.088		57.98	266	0.9867 ⁶⁰	1.4173 ⁶⁰	vs H ₂ O; s EtOH, ace, bz, chl; sl eth
9628	Succinylcholine chloride	Suxamethonium chloride	C ₁₄ H ₃₀ Cl ₂ N ₂ O ₄	71-27-2	361.305	cry (w)	190				sl EtOH, bz, chl; i eth
9629	Succinylsulphathiazole		C ₁₃ H ₁₃ N ₃ O ₃ S ₂	116-43-8	355.389	cry	193.5				i H ₂ O, eth, chl; sl EtOH, ace; s alk
9630	Sucralfate		C ₁₂ H ₅₄ Al ₁₆ O ₇₅ S ₈	54182-58-0	2086.737	wh amorp pow					i H ₂ O, EtOH, chl; s dil HCl, alk
9631	Sucrose		C ₁₂ H ₂₂ O ₁₁	57-50-1	342.296	mcl	185.5		1.5805 ¹⁷	1.5376	s H ₂ O, py; sl EtOH; i eth
9632	Sucrose monohexadecanoate	Sucrose palmitate	C ₂₈ H ₅₂ O ₁₂	26446-38-8	580.706	cry	61				s H ₂ O
9633	Sucrose octaacetate		C ₂₈ H ₃₈ O ₁₉	126-14-7	678.591	nd (al)	86.5	250 ¹	1.27 ¹⁶	1.4660	sl H ₂ O; s EtOH, eth, ace, bz, chl
9634	Sufentanil		C ₂₂ H ₃₀ N ₂ O ₂ S	56030-54-7	386.550	cry (peth)	96.6				
9635	Sulfabenzamide	<i>N</i> -[(4-Aminophenyl)sulfonyl] benzamide	C ₁₃ H ₁₂ N ₂ O ₃ S	127-71-9	276.310	hex pr (60% al)	181.5				
9636	Sulfachlorpyridazine		C ₁₀ H ₉ ClN ₄ O ₃ S	80-32-0	284.722		187				
9637	Sulfacytine		C ₁₂ H ₁₄ N ₄ O ₃ S	17784-12-2	294.329	cry (MeOH/ BuOH)	167				i H ₂ O; s alk
9638	Sulfadimethoxine		C ₁₂ H ₁₄ N ₄ O ₄ S	122-11-2	310.329		203.5				
9639	Sulfaguandine		C ₇ H ₁₀ N ₄ O ₂ S	57-67-0	214.245	nd (w)	191.5				
9640	Sulfallate	Carbamodithioic acid, diethyl-, 2-chloro-2-propenyl ester	C ₈ H ₁₄ ClNS ₂	95-06-7	223.787			129 ¹	1.088		
9641	Sulfamerazine		C ₁₁ H ₁₂ N ₄ O ₂ S	127-79-7	264.304	cry	236				sl H ₂ O, EtOH, ace, DMSO; i eth, chl
9642	Sulfamethazine		C ₁₂ H ₁₄ N ₄ O ₂ S	57-68-1	278.330	pa ye (w+/ 2) cry (diox-w)	198.5				s H ₂ O, acid, alk; sl DMSO
9643	Sulfamethiazole		C ₉ H ₁₀ N ₄ O ₂ S ₂	144-82-1	270.331	cry (w)	210				sl hot H ₂ O
9644	Sulfamethoxazole		C ₁₀ H ₁₁ N ₃ O ₃ S	723-46-6	253.277	ye-wh pow	171				i eth
9645	Sulfamethoxypyridazine		C ₁₁ H ₁₂ N ₄ O ₃ S	80-35-3	280.303		182.5				
9646	Sulfamethylthiazole		C ₁₀ H ₁₁ N ₃ O ₂ S ₂	515-59-3	269.343		237				vs EtOH
9647	<i>N</i> -Sulfanilylsulfanilamide	4-Amino- <i>N</i> -[4-(aminosulfonyl) phenyl]benzenesulfonamide	C ₁₂ H ₁₃ N ₃ O ₄ S ₂	547-52-4	327.379		137				sl H ₂ O; s EtOH, eth, ace; i chl, peth
9648	Sulfanilylurea		C ₇ H ₉ N ₃ O ₃ S	547-44-4	215.229	cry (w)	147 dec				
9649	Sulfaphenazole		C ₁₅ H ₁₄ N ₄ O ₂ S	526-08-9	314.363	cry (EtOH)	181				sl EtOH, MeOH, gl HOAc
9650	Sulfasalazine		C ₁₈ H ₁₄ N ₄ O ₅ S	599-79-1	398.393		220 dec				
9651	Sulfathiazole	4-Amino- <i>N</i> -2- thiazolylbenzenesulfonamide	C ₉ H ₉ N ₃ O ₂ S ₂	72-14-0	255.316	br pl, rods or pow (45% al)	175(form a); 202(form b)				sl H ₂ O, EtOH, DMSO
9652	Sulfathiourea		C ₇ H ₉ N ₃ O ₂ S ₂	515-49-1	231.295		182				i H ₂ O; sl EtOH
9653	Sulfinyprazole		C ₂₃ H ₂₀ N ₂ O ₃ S	57-96-5	404.481		137				
9654	<i>N</i> -Sulfinylaniline		C ₈ H ₉ NOS	1122-83-4	139.175			200	1.236 ²⁵	1.6270 ²⁰	
9655	Sulfisoxazole		C ₁₁ H ₁₃ N ₃ O ₃ S	127-69-5	267.304		191				
9656	Sulfoacetic acid		C ₂ H ₄ O ₃ S	123-43-3	140.115	hyg tab (w+1)	85	dec 245			vs H ₂ O, ace, EtOH



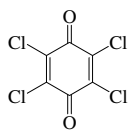
No.	Name	Synonym	Mol. Form.	CAS RN	Mol. Wt.	Physical Form	mp/°C	bp/°C	den/ g cm ⁻³	n _D	Solubility
9657	2-Sulfobenzoic acid		C ₇ H ₆ O ₃ S	632-25-7	202.185	nd (w+3)	141				vs H ₂ O, EtOH
9658	Sulfolane	Tetrahydrothiophene, 1-1-dioxide	C ₄ H ₈ O ₂ S	126-33-0	120.171		27.6	287.3	1.2723 ¹⁸	1.4833 ¹⁸	s chl
9659	Sulfometuron methyl		C ₁₃ H ₁₆ N ₄ O ₅ S	74222-97-2	364.377	wh solid	202				
9660	Sulfonmethane	2,2-Bis(ethylsulfonyl)propane	C ₇ H ₁₆ O ₄ S ₂	115-24-2	228.330	mcl (w), pr (al)	125.8	dec 300			vs bz, EtOH, chl
9661	Sulfonyldiacetic acid		C ₄ H ₆ O ₆ S	123-45-5	182.152		187				vs H ₂ O, EtOH; s eth, sulf
9662	4-Sulphthalic acid	4-Sulfo-1,2-benzenedicarboxylic acid	C ₈ H ₆ O ₇ S	89-08-7	246.195	cry	139				
9663	Sulfotep		C ₈ H ₂₀ O ₅ P ₂ S ₂	3689-24-5	322.320			137 ²	1.196 ²⁵	1.4753 ²⁵	i H ₂ O; s EtOH
9664	Sulfuryl chloride isocyanate		CCINO ₂ S	1189-71-5	141.534	liq	-44	107	1.626 ²⁵	1.4467 ²⁰	
9665	Sulphan Blue		C ₂₇ H ₃₁ N ₂ NaO ₆ S ₂	129-17-9	566.664	viol pow					s EtOH
9666	Sulprofos		C ₁₂ H ₁₉ O ₂ PS ₃	35400-43-2	322.447			156 ^{0.1}	1.20 ²⁰	1.5859	sl H ₂ O
9667	Sunset Yellow FCF	C.I. Food Yellow 3	C ₁₈ H ₁₀ N ₂ Na ₂ O ₇ S ₂	2783-94-0	452.369	cry	>300				s H ₂ O; sl EtOH
9668	Suprasterol II		C ₂₈ H ₄₄ O	562-71-0	396.648	pr	110	190 ^{0.005}			s MeOH
9669	Sutan	Carbamothioic acid, bis(2-methylpropyl)-, S-ethyl ester	C ₁₁ H ₂₃ NOS	2008-41-5	217.372			138 ²¹	0.9402 ²⁵		
9670	Symclosene	1,3,5-Trichloro-1,3,5-triazine-2,4,6(1 <i>H</i> ,3 <i>H</i> ,5 <i>H</i>)-trione	C ₃ Cl ₃ N ₃ O ₃	87-90-1	232.409		246.7	dec			
9671	Syringin		C ₁₇ H ₂₄ O ₃	118-34-3	372.368	cry (w), nd (al)	192				vs EtOH
9672	Tabun	Dimethylphosphoroamidocyanidic acid, ethyl ester	C ₅ H ₁₁ N ₂ O ₂ P	77-81-6	162.127	liq	-50	240	1.077	1.4250 ²⁰	msc H ₂ O
9673	Tachysterol	9,10-Secoergosta-5(10),6,8,22-tetraen-3-ol, (3β,6 <i>E</i> ,22 <i>E</i>)-	C ₂₈ H ₄₄ O	115-61-7	396.648						i H ₂ O, MeOH; s EtOH, eth, ace, bz
9674	D-Tagatose		C ₆ H ₁₂ O ₆	87-81-0	180.155	cry (dil al)	134.5				vs H ₂ O
9675	Talbutal		C ₁₁ H ₁₆ N ₂ O ₃	115-44-6	224.256	cry	109				i H ₂ O, peth; s EtOH, ace, eth, chl
9676	Tamoxifen		C ₂₆ H ₂₆ NO	10540-29-1	371.514	cry (peth)	97				
9677	Tannic acid	Tannin	C ₇₆ H ₅₂ O ₄₆	1401-55-4	1701.198	ye-br amorp pow	≈210	dec			vs EtOH, ace; i bz, chl, eth, ctc
9678	DL-Tartaric acid	2,3-Dihydroxybutanedioic acid, (R*, R*)-(±)-	C ₄ H ₆ O ₆	133-37-9	150.087	mcl pr (w, al +1w)	206		1.788 ²⁵		s H ₂ O, EtOH; sl eth; i bz
9679	meso-Tartaric acid		C ₄ H ₆ O ₆	147-73-9	150.087	tcl pl (w)	147		1.666 ²⁰		vs H ₂ O, EtOH
9680	D-Tartaric acid	2,3-Dihydroxybutanedioic acid, [S-(R*, R*)]-	C ₄ H ₆ O ₆	147-71-7	150.087	mcl, orth pr (w+1)	172.5		1.7598 ²⁰	1.4955 ²⁰	sl DMSO
9681	L-Tartaric acid	2,3-Dihydroxybutanedioic acid, [R-(R*, R*)]-	C ₄ H ₆ O ₆	87-69-4	150.087		169				
9682	Taurocholic acid	Cholaic acid	C ₂₆ H ₄₅ NO ₇ S	81-24-3	515.703	pr (al-eth)	125	dec			vs H ₂ O, EtOH; sl eth, AcOEt
9683	Taxine A		C ₃₅ H ₄₇ NO ₁₀	1361-49-5	641.749	cry (ace)	205				i H ₂ O; s EtOH, eth, chl
9684	Taxol	Pacitaxel	C ₄₇ H ₅₁ NO ₁₄	33069-62-4	853.907	nd (MeOH aq)	214	dec			
9685	Tebuconazole		C ₁₆ H ₂₃ ClN ₃ O	107534-96-3	308.826		102.4				
9686	Tebuthiuron		C ₉ H ₁₆ N ₄ OS	34014-18-1	228.314		163	dec			
9687	Teniposide		C ₃₂ H ₃₂ O ₁₃ S	29767-20-2	656.653	cry (EtOH)	244				
9688	Tephrosin		C ₂₃ H ₂₂ O ₇	76-80-2	410.417	pr (chl-MeOH)	198				vs ace, eth, chl
9689	Terbacil	5-Chloro-3- <i>tert</i> -butyl-6-methyl-2,4(1 <i>H</i> ,3 <i>H</i>)-pyrimidinedione	C ₈ H ₁₃ ClN ₂ O ₂	5902-51-2	216.664		176	sub 175	1.34 ²⁵		
9690	Terbufos		C ₉ H ₂₁ O ₂ PS ₃	13071-79-9	288.431		-29.2	69 ^{0.01}	1.105 ²⁴		
9691	Terbutylazine	6-Chloro- <i>N-tert</i> -butyl- <i>N'</i> -ethyl-1,3,5-triazine-2,4-diamine	C ₉ H ₁₆ ClN ₆	5915-41-3	229.710		178		1.188 ²⁰		
9692	Terbutryn		C ₁₀ H ₁₉ N ₃ S	886-50-0	241.357		104	157 ^{0.06}	1.115 ²⁰		
9693	Terebic acid	Tetrahydro-2,2-dimethyl-5-oxo-3-furancarboxylic acid	C ₇ H ₁₀ O ₄	79-91-4	158.152	cry	175		0.815		sl H ₂ O; s EtOH
9694	Terephthalic acid	1,4-Benzenedicarboxylic acid	C ₈ H ₆ O ₄	100-21-0	166.132	nd (sub)		sub 300			i H ₂ O, EtOH, eth, chl, HOAc; sl ctc
9695	Terfenadine	Seldane	C ₃₂ H ₄₁ NO ₂	50679-08-8	471.674		147				i H ₂ O; s EtOH; sl hx
9696	<i>o</i> -Terphenyl		C ₁₈ H ₁₄	84-15-1	230.304	mcl pr (MeOH)	56.20	332			i H ₂ O; s ace, bz, chl, MeOH
9697	<i>m</i> -Terphenyl		C ₁₈ H ₁₄	92-06-8	230.304	ye nd (al)	87	363	1.199 ²⁰		i H ₂ O; s EtOH, eth, bz, HOAc; sl chl
9698	<i>p</i> -Terphenyl		C ₁₈ H ₁₄	92-94-4	230.304		213.9	376			i H ₂ O; sl EtOH; s eth, bz, CS ₂
9699	α-Terpinene	4-Isopropyl-1-methyl-1,3-cyclohexadiene	C ₁₀ H ₁₆	99-86-5	136.234			174	0.8375 ¹⁹	1.477 ¹⁹	i H ₂ O; msc EtOH, eth



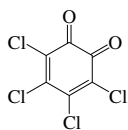
No.	Name	Synonym	Mol. Form.	CAS RN	Mol. Wt.	Physical Form	mp/°C	bp/°C	den/ g cm ⁻³	n _D	Solubility
9700	γ-Terpinene		C ₁₀ H ₁₆	99-85-4	136.234			183	0.849 ²⁰	1.4765 ¹⁴	
9701	α-Terpineol		C ₁₀ H ₁₈ O	2438-12-2	154.249	cry (peth)	40.5	220	0.9337 ²⁰	1.4831 ²⁰	sl H ₂ O; vs ace, bz, eth, EtOH
9702	α-Terpineol acetate		C ₁₂ H ₂₀ O ₂	80-26-2	196.286			140 ⁴⁰ , 105 ¹¹	0.9659 ²¹	1.4689 ²¹	i H ₂ O; s EtOH, eth, bz
9703	Terpinolene	ρ-Mentha-1,4(8)-diene	C ₁₀ H ₁₆	586-62-9	136.234			186	0.8632 ¹⁵	1.4883 ²⁰	i H ₂ O; msc EtOH, eth; s bz, ctc
9704	2,2':6',2''-Terpyridine		C ₁₅ H ₁₁ N ₃	1148-79-4	233.268		88.0	370			
9705	Terrazole	1,2,4-Thiadiazole, 5-ethoxy-3-(trichloromethyl)-	C ₆ H ₅ Cl ₃ N ₂ OS	2593-15-9	247.530		19.9	95 ¹	1.503 ²⁵		
9706	2,2':5',2''-Terthiophene	α-Terthienyl	C ₁₂ H ₆ S ₃	1081-34-1	248.387	ye-oran pl (MeOH)	93				i H ₂ O; sl EtOH; s bz, eth, ace, peth
9707	Testolactone		C ₁₉ H ₂₄ O ₃	968-93-4	300.392	cry (ace)	218				
9708	3,6,9,12-Tetraazatetradecane-1,14-diamine	Pentaethylenehexamine	C ₁₀ H ₂₈ N ₆	4067-16-7	232.369	liq			0.950	1.5096 ²⁰	
9709	Tetrabenazine		C ₁₉ H ₂₇ NO ₃	58-46-8	317.422		128				s chl
9710	1,2,4,5-Tetrabromobenzene		C ₆ H ₂ Br ₄	636-28-2	393.696	mcl pr (CS ₂)	182	3.1 ²⁰	3.072 ²⁰		i H ₂ O; vs eth
9711	1,1,2,2-Tetrabromoethane	Acetylene tetrabromide	C ₂ H ₂ Br ₄	79-27-6	345.653	ye visc liq	0	243.5; 151 ⁵⁴	2.9655 ²⁰	1.6353 ²⁰	i H ₂ O; msc EtOH, eth; s ace, bz; sl ctc
9712	Tetrabromoethene	Tetrabromoethylene	C ₂ Br ₄	79-28-7	343.637	pl (dil al), nd (al)	56.5	226			i H ₂ O; s EtOH, eth, ace; vs chl
9713	2',4',5',7'-Tetrabromofluorescein, disodium salt	Eosine YS	C ₂₀ H ₆ Br ₄ Na ₂ O ₅	17372-87-1	691.855	ye-red cry	295.5				vs EtOH
9714	4,5,6,7-Tetrabromo-1,3-isobenzofurandione		C ₈ Br ₄ O ₃	632-79-1	463.700	nd (xyl, HOAc)	280				i H ₂ O, EtOH; sl bz; s PhNO ₂
9715	Tetrabromomethane	Carbon tetrabromide	CBr ₄	558-13-4	331.627	mcl tab (dil al)	92.3	189.5	2.9608 ¹⁰⁰	1.5942 ¹⁰⁰	i H ₂ O; s EtOH, eth, chl; vs CS ₂
9716	2,3,4,5-Tetrabromo-6-methylphenol	3,4,5,6-Tetrabromo- <i>o</i> -cresol	C ₇ H ₅ Br ₄ O	576-55-6	423.722	ye nd (chl, HOAc)	208	dec			i H ₂ O; s EtOH, eth, bz, chl; sl lig, HOAc
9717	3',3'',5',5''-Tetrabromophenolphthalein		C ₂₀ H ₁₀ Br ₄ O ₄	76-62-0	633.907	nd (al, eth)	296				i H ₂ O; sl EtOH; vs eth; s alk, HOAc
9718	3',3'',5',5''-Tetrabromophenolphthalein ethyl ester		C ₂₂ H ₁₄ Br ₄ O ₄	1176-74-5	661.960	ye cry (bz)	210				
9719	3',3'',5',5''-Tetrabromophenolphthalein ethyl ester, potassium salt		C ₂₂ H ₁₃ Br ₄ KO ₄	62637-91-6	700.050		210				
9720	Tetrabutylammonium bromide	TMAB	C ₁₆ H ₃₆ BrN	1643-19-2	322.368		99				s chl
9721	Tetrabutylammonium chloride		C ₁₆ H ₃₆ ClN	1112-67-0	277.917	cry	74				
9722	Tetrabutylammonium fluoride		C ₁₆ H ₃₆ FN	429-41-4	261.462	cry (w)	37				
9723	Tetrabutylammonium hydroxide		C ₁₆ H ₃₇ NO	2052-49-5	259.471	stab in soln					s H ₂ O, MeOH
9724	Tetrabutylammonium iodide		C ₁₆ H ₃₆ IN	311-28-4	369.368	lf (w, bz)	148				sl H ₂ O, chl; vs EtOH
9725	Tetrabutylammonium sulfate		C ₃₂ H ₇₂ N ₂ O ₄ S	32503-27-8	580.990		170				sl chl
9726	Tetrabutylphosphonium bromide		C ₁₆ H ₃₆ BrP	3115-68-2	339.335	cry (ace/eth)	102				
9727	Tetrabutyl silicate	Silicic acid, tetrabutyl ester	C ₁₆ H ₃₆ O ₄ Si	4766-57-8	320.541			256; 120 ³	0.8990 ²⁰	1.4128 ²⁰	
9728	Tetrabutylstannane		C ₁₆ H ₃₆ Sn	1461-25-2	347.167	liq	-97	145 ¹⁰ , 95 ^{0,28}	1.06 ²⁰		
9729	<i>N,N,N',N'</i> -Tetrabutylthioperoxydicarbonic diamide	Bis(dibutylthiocarbonyl) disulfide	C ₁₈ H ₃₆ N ₂ S ₄	1634-02-2	408.752		39.5		1.03 ²⁰		i H ₂ O; sl EtOH; s eth
9730	Tetrabutyl titanate	Titanium(IV) butoxide	C ₁₆ H ₃₆ O ₄ Ti	5593-70-4	340.322			292.4			
9731	Tetracaine hydrochloride		C ₁₅ H ₂₅ ClN ₂ O ₂	136-47-0	300.825		147				
9732	1,2,3,4-Tetrachlorobenzene		C ₆ H ₂ Cl ₄	634-66-2	215.892	nd (al)	47.5	254			i H ₂ O; sl EtOH; vs eth, CS ₂
9733	1,2,3,5-Tetrachlorobenzene		C ₆ H ₂ Cl ₄	634-90-2	215.892	nd (al)	54.5	246			i H ₂ O
9734	1,2,4,5-Tetrachlorobenzene		C ₆ H ₂ Cl ₄	95-94-3	215.892	nd, mcl pr (eth, al or bz)	139.5	244.5	1.858 ²²		i H ₂ O; sl EtOH; s eth, bz, chl, CS ₂
9735	3,4,5,6-Tetrachloro-1,2-benzenediol		C ₆ H ₂ Cl ₄ O ₂	1198-55-6	247.891	cry (dil al, bz)	194				sl H ₂ O
9736	2,3,5,6-Tetrachloro-1,4-benzenediol		C ₆ H ₂ Cl ₄ O ₂	87-87-6	247.891	nd (HOAc)		sub			i H ₂ O, bz, ctc; vs EtOH, eth; sl HOAc
9737	2,2',4',5'-Tetrachlorobiphenyl		C ₁₂ H ₆ Cl ₄	41464-40-8	291.988	cry (MeOH)	66.5				i H ₂ O
9738	2,3,4,5-Tetrachlorobiphenyl		C ₁₂ H ₆ Cl ₄	33284-53-6	291.988	cry	92.2				i H ₂ O
9739	3,3',4',4'-Tetrachlorobiphenyl		C ₁₂ H ₆ Cl ₄	32598-13-3	291.988	cry (EtOH)	180				
9740	2,2',6,6'-Tetrachlorobisphenol A		C ₁₅ H ₁₂ Cl ₄ O ₂	79-95-8	366.067	cry (HOAc)	136				



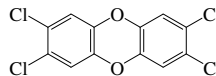
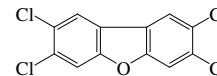
No.	Name	Synonym	Mol. Form.	CAS RN	Mol. Wt.	Physical Form	mp/°C	bp/°C	den/ g cm ⁻³	n _D	Solubility
9741	2,3,5,6-Tetrachloro-2,5-cyclohexadiene-1,4-dione	Chloranil	C ₆ Cl ₄ O ₂	118-75-2	245.875	ye mcl, pr (bz) ye lf (HOAc)	290	sub			i H ₂ O, liq; sl EtOH, chl; s eth
9742	3,4,5,6-Tetrachloro-3,5-cyclohexadiene-1,2-dione		C ₆ Cl ₄ O ₂	2435-53-2	245.875		130.5				
9743	2,3,7,8-Tetrachlorodibenzo- <i>p</i> -dioxin	Dioxin	C ₁₂ H ₄ Cl ₄ O ₂	1746-01-6	321.971	nd	295				
9744	2,3,7,8-Tetrachlorodibenzofuran		C ₁₂ H ₄ Cl ₄ O	51207-31-9	305.971	cry	227				
9745	1,1,1,2-Tetrachloro-2,2-difluoroethane		C ₂ Cl ₄ F ₂	76-11-9	203.830		41.0	92.8	1.649 ²⁵		i H ₂ O; s EtOH, eth, chl
9746	1,1,2,2-Tetrachloro-1,2-difluoroethane		C ₂ Cl ₂ F ₂	76-12-0	203.830		24.8	92.8	1.5951 ⁹⁰	1.4130 ²⁵	i H ₂ O; s EtOH, eth, chl
9747	1,2,3,4-Tetrachloro-5,5-dimethoxy-1,3-cyclopentadiene		C ₇ H ₆ Cl ₄ O ₂	2207-27-4	263.934			109	1.501 ²⁵	1.5282 ²⁰	
9748	1,2,3,4-Tetrachloro-5,6-dimethylbenzene		C ₈ H ₆ Cl ₄	877-08-7	243.946		228				i H ₂ O; s EtOH, eth, bz
9749	1,2,3,5-Tetrachloro-4,6-dimethylbenzene		C ₈ H ₆ Cl ₄	877-09-8	243.946		223		1.703 ²⁵		i H ₂ O, EtOH, eth, bz, chl
9750	1,1,2,2-Tetrachloro-1,2-dimethyldisilane		C ₂ H ₆ Cl ₄ Si ₂	4518-98-3	228.052			154			
9751	1,1,1,2-Tetrachloroethane		C ₂ H ₂ Cl ₄	630-20-6	167.849	liq	-70.2	130.2	1.5406 ²⁰	1.4821 ²⁰	sl H ₂ O; s ace, bz, chl; msc EtOH, eth
9752	1,1,2,2-Tetrachloroethane	Acetylene tetrachloride	C ₂ H ₂ Cl ₄	79-34-5	167.849	liq	-42.4	145.2	1.5953 ²⁰	1.4940 ²⁰	sl H ₂ O; s ace, bz, chl; msc EtOH, eth
9753	Tetrachloroethene	Perchloroethylene	C ₂ Cl ₄	127-18-4	165.833	liq	-22.3	121.3	1.6230 ²⁰	1.5059 ²⁰	i H ₂ O; s EtOH, eth, bz
9754	1,1,1,2-Tetrachloro-2-fluoroethane		C ₂ HCl ₃ F	354-11-0	185.839	liq	-95.3	117.1			
9755	1,1,2,2-Tetrachloro-1-fluoroethane		C ₂ HCl ₂ F	354-14-3	185.839	liq	-82.6	116.7	1.5497 ¹⁷	1.4390 ²⁰	
9756	Tetrachloromethane	Carbon tetrachloride	CCl ₄	56-23-5	153.823	liq	-22.62	76.8	1.5940 ²⁰	1.4601 ²⁰	i H ₂ O; s EtOH, ace; msc eth, bz, chl
9757	2,3,5,6-Tetrachloro-4-methoxyphenol	Drosophilin A	C ₇ H ₄ Cl ₄ O ₂	484-67-3	261.918		116				
9758	2,3,4,6-Tetrachloro-5-methylphenol		C ₇ H ₄ Cl ₄ O	10460-33-0	245.918	nd (peth)	189.5				i H ₂ O; s EtOH, eth, ace, bz, KOH
9759	1,2,3,4-Tetrachloronaphthalene		C ₁₀ H ₄ Cl ₄	20020-02-4	265.951		199				
9760	1,2,3,4-Tetrachloro-5-nitrobenzene		C ₆ HCl ₄ NO ₂	879-39-0	260.890		66				
9761	1,2,4,5-Tetrachloro-3-nitrobenzene		C ₆ HCl ₄ NO ₂	117-18-0	260.890		99.5	304	1.744 ²⁵		i H ₂ O; s EtOH, bz, chl
9762	2,3,4,5-Tetrachlorophenol		C ₆ H ₂ Cl ₄ O	4901-51-3	231.891	nd (peth, sub)	116.5	sub			vs EtOH
9763	2,3,4,6-Tetrachlorophenol		C ₆ H ₂ Cl ₄ O	58-90-2	231.891	nd (lig)	70	150 ¹⁵			i H ₂ O; s EtOH, bz, chl, HOAc; vs NaOH
9764	2,3,5,6-Tetrachlorophenol		C ₆ H ₂ Cl ₄ O	935-95-5	231.891	lf (lig)	115				sl H ₂ O; vs bz; s lig
9765	Tetrachlorophthalic anhydride		C ₆ Cl ₄ O ₃	117-08-8	285.896		254.5	sub	1.49 ²⁷⁵		sl eth
9766	1,1,1,2-Tetrachloropropane		C ₃ H ₃ Cl ₄	812-03-3	181.876	liq	-64	152.5	1.473 ²⁰	1.4867 ²⁰	i H ₂ O; vs EtOH; s eth, chl
9767	1,1,1,3-Tetrachloropropane		C ₃ H ₃ Cl ₄	1070-78-6	181.876			157	1.4509 ²⁰	1.4825 ²⁰	i H ₂ O; vs EtOH, eth, bz, chl
9768	1,1,2,3-Tetrachloropropane		C ₃ H ₃ Cl ₄	18495-30-2	181.876			179.5	1.513 ¹⁷	1.5037 ¹⁷	i H ₂ O; s EtOH, chl; vs eth
9769	1,2,2,3-Tetrachloropropane		C ₃ H ₃ Cl ₄	13116-53-5	181.876			165	1.500 ¹⁸	1.4940 ¹⁸	i H ₂ O; vs EtOH, eth; s chl
9770	1,1,2,3-Tetrachloropropene		C ₃ H ₂ Cl ₄	10436-39-2	179.860	liq		167.2; 59 ¹⁷	1.55 ²⁰		
9771	2,3,5,6-Tetrachloropyridine		C ₅ HCl ₄ N	2402-79-1	216.881	cry (aq al)	90.5	250.5			vs eth, EtOH, peth
9772	Tetrachloropyrimidine		C ₄ Cl ₄ N ₂	1780-40-1	217.868		69.0				
9773	3,3',4,5-Tetrachlorosalicylanilide	3,5-Dichloro- <i>N</i> -(3,4-dichlorophenyl)-2-hydroxybenzamide	C ₁₃ H ₇ Cl ₄ NO ₂	1154-59-2	351.013		161				
9774	2,3,5,6-Tetrachloroterphthaloyl dichloride		C ₈ Cl ₆ O ₂	719-32-4	340.803	cry (ctc)	146.5				
9775	Tetrachlorothiophene		C ₄ Cl ₄ S	6012-97-1	221.920	nd (dil al)	30.5	233.4	1.7036 ³⁰	1.5915 ³⁰	i H ₂ O; vs EtOH; msc eth
9776	Tetrachlorovinphos		C ₁₀ H ₉ Cl ₄ O ₄ P	961-11-5	365.961		97				
9777	Tetracontane		C ₄₀ H ₈₂	4181-95-7	563.079		81.5	522; 400 ⁵⁰	0.8171 ²⁵	1.4572 ²⁵	
9778	Tetracosamethylundecasiloxane	Tetracosamethylundecasiloxane	C ₂₄ H ₇₂ O ₁₀ Si ₁₁	107-53-9	829.764			322.8; 202 ⁴⁷	0.9247 ²⁵	1.3994 ²⁰	vs bz
9779	Tetracosane		C ₂₄ H ₅₀	646-31-1	338.654	cry (eth)	50.4	391.3	0.7991 ²⁰	1.4283 ⁷⁰	i H ₂ O; sl EtOH; vs eth



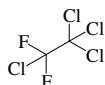
2,3,5,6-Tetrachloro-2,5-cyclohexadiene-1,4-dione



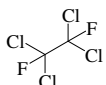
3,4,5,6-Tetrachloro-3,5-cyclohexadiene-1,2-dione

2,3,7,8-Tetrachlorodibenzo-*p*-dioxin

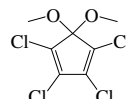
2,3,7,8-Tetrachlorodibenzofuran



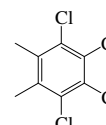
1,1,1,2-Tetrachloro-2,2-difluoroethane



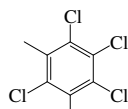
1,1,2,2-Tetrachloro-1,2-difluoroethane



1,2,3,4-Tetrachloro-5,5-dimethoxy-1,3-cyclopentadiene



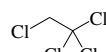
1,2,3,4-Tetrachloro-5,6-dimethylbenzene



1,2,3,5-Tetrachloro-4,6-dimethylbenzene



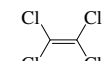
1,1,2,2-Tetrachloro-1,2-dimethyldisilane



1,1,1,2-Tetrachloroethane



1,1,2,2-Tetrachloroethane



Tetrachloroethene



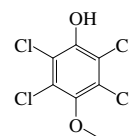
1,1,1,2-Tetrachloro-2-fluoroethane



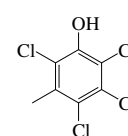
1,1,2,2-Tetrachloro-1-fluoroethane



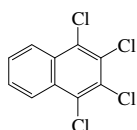
Tetrachloromethane



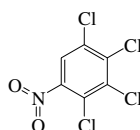
2,3,5,6-Tetrachloro-4-methoxyphenol



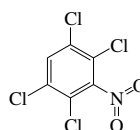
2,3,4,6-Tetrachloro-5-methylphenol



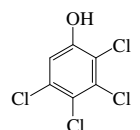
1,2,3,4-Tetrachloronaphthalene



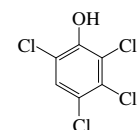
1,2,3,4-Tetrachloro-5-nitrobenzene



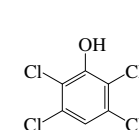
1,2,4,5-Tetrachloro-3-nitrobenzene



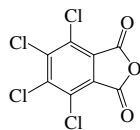
2,3,4,5-Tetrachlorophenol



2,3,4,6-Tetrachlorophenol



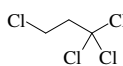
2,3,5,6-Tetrachlorophenol



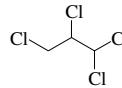
Tetrachlorophthalic anhydride



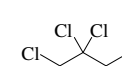
1,1,1,2-Tetrachloropropane



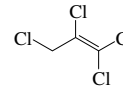
1,1,1,3-Tetrachloropropane



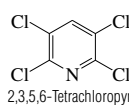
1,1,2,3-Tetrachloropropane



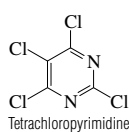
1,2,2,3-Tetrachloropropane



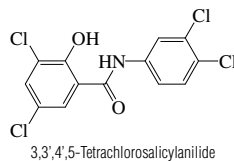
1,1,2,3-Tetrachloropropene



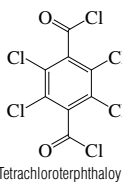
2,3,5,6-Tetrachloropyridine



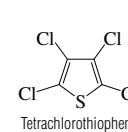
Tetrachloropyrimidine



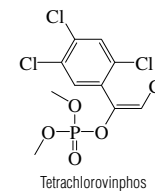
3,3',4',5'-Tetrachlorosalicylanilide



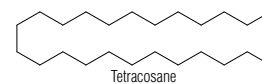
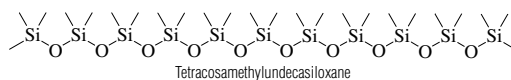
2,3,5,6-Tetrachloroterphthaloyl dichloride



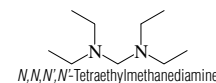
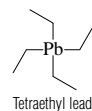
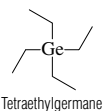
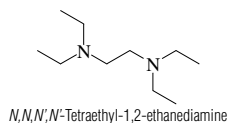
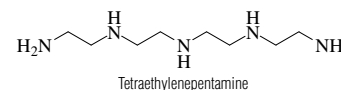
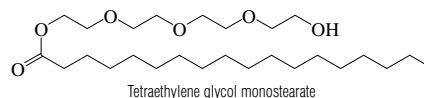
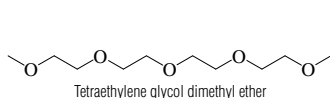
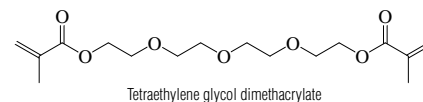
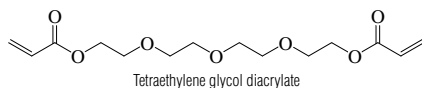
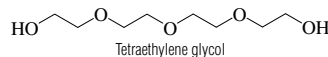
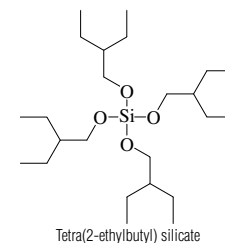
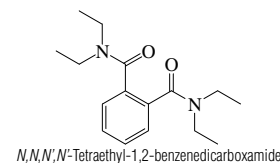
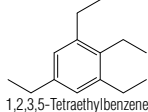
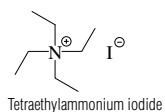
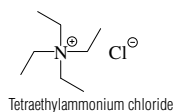
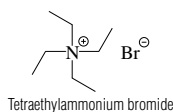
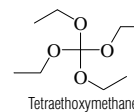
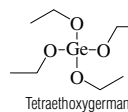
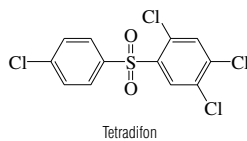
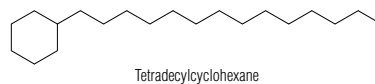
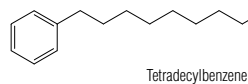
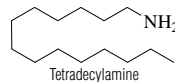
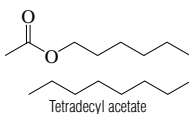
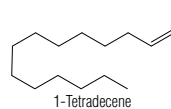
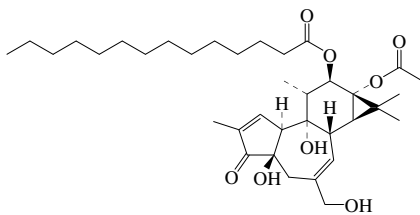
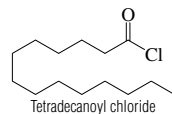
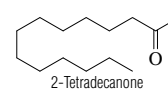
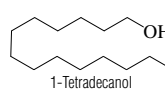
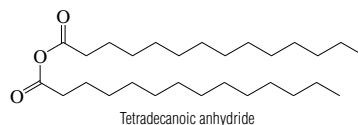
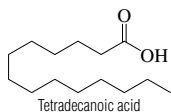
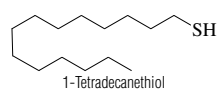
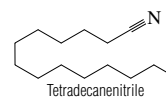
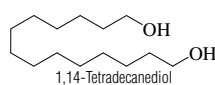
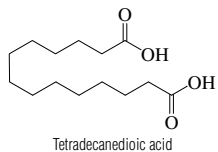
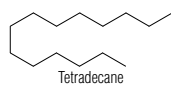
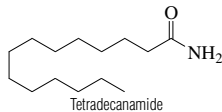
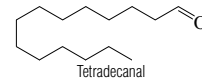
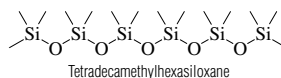
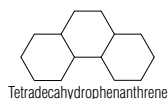
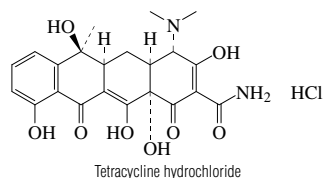
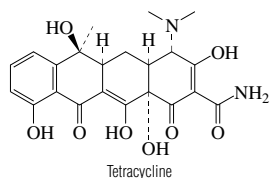
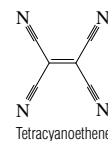
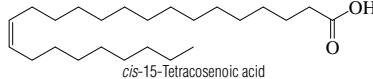
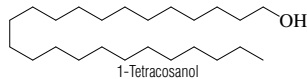
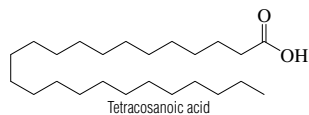
Tetrachlorothiophene



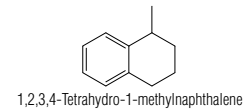
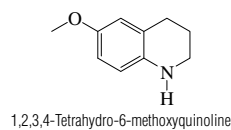
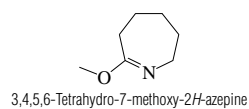
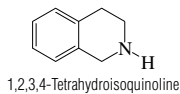
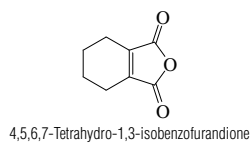
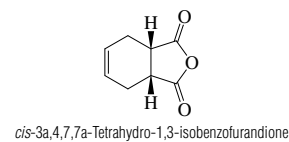
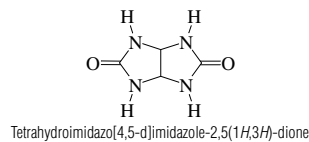
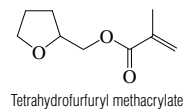
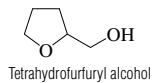
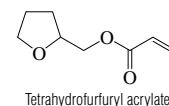
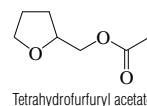
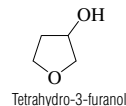
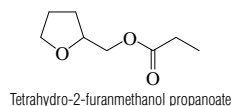
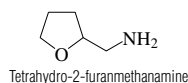
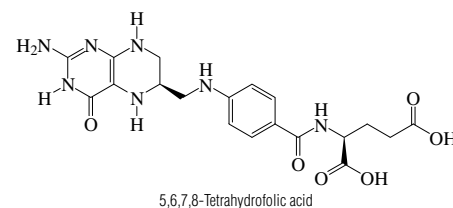
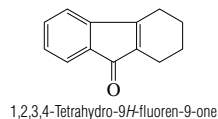
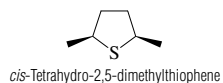
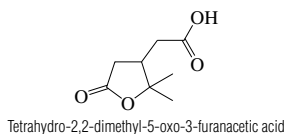
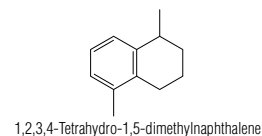
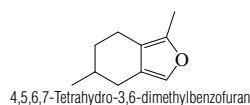
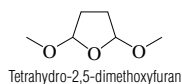
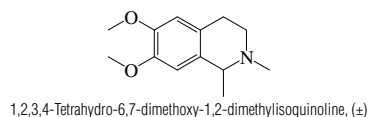
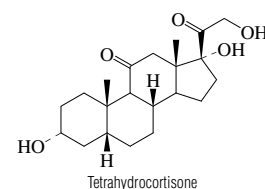
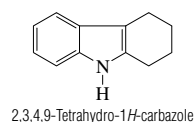
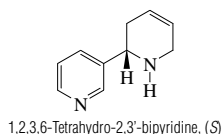
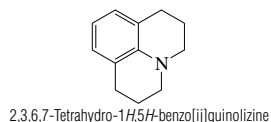
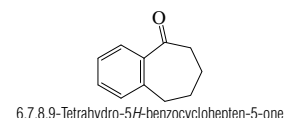
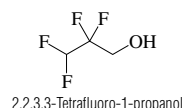
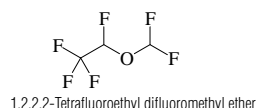
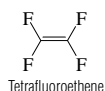
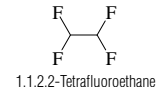
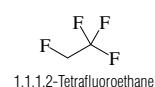
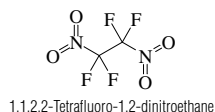
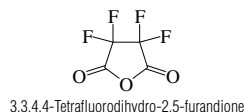
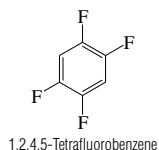
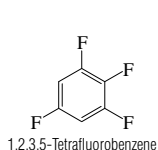
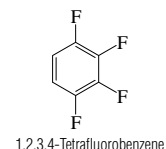
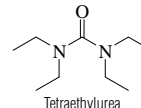
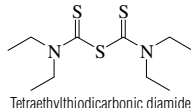
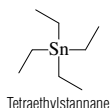
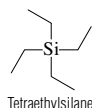
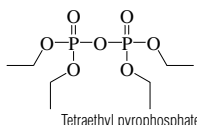
Tetrachlorovinphos



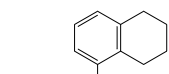
No.	Name	Synonym	Mol. Form.	CAS RN	Mol. Wt.	Physical Form	mp/°C	bp/°C	den/ g cm ⁻³	n _D	Solubility
9780	Tetracosanoic acid	Lignoceric acid	C ₂₄ H ₄₈ O ₂	557-59-5	368.637		87.5	272 ¹⁰	0.8207 ¹⁰⁰	1.4287 ¹⁰⁰	vs bz, eth
9781	1-Tetracosanol		C ₂₄ H ₅₀ O	506-51-4	354.653		77	210 ^{0,4}			
9782	<i>cis</i> -15-Tetracosenoic acid	Nervonic acid	C ₂₄ H ₄₆ O ₂	506-37-6	366.621		43				
9783	Tetracyanoethene	Tetracyanoethylene	C ₆ N ₄	670-54-2	128.091		199	223	1.348 ²⁵	1.560 ²⁵	sl eth, bz, ctc, chl; s ace
9784	Tetracycline		C ₂₂ H ₂₄ N ₂ O ₆	60-54-8	444.434	cry (+3w)	172 dec				
9785	Tetracycline hydrochloride		C ₂₂ H ₂₅ ClN ₂ O ₆	64-75-5	480.895		214				
9786	Tetradecahydrophenanthrene		C ₁₄ H ₂₄	5743-97-5	192.341	liq	-3	270; 87 ²	0.944 ²⁰	1.5011 ²⁰	i H ₂ O; s eth, ace, bz
9787	Tetradecamethylhexasiloxane		C ₁₄ H ₄₂ O ₅ Si ₆	107-52-8	458.993	liq	-59	245.5	0.8910 ²⁰	1.3948 ²⁰	vs bz
9788	Tetradecanal		C ₁₄ H ₂₈ O	124-25-4	212.371	lf	30				i H ₂ O; s EtOH, eth, ace
9789	Tetradecanamide		C ₁₄ H ₂₉ NO	638-58-4	227.386	lf (ace)	104	217 ¹²			vs EtOH
9790	Tetradecane		C ₁₄ H ₃₀	629-59-4	198.388		5.82	253.58	0.7596 ²⁰	1.4290 ²⁰	i H ₂ O; vs EtOH, eth; s ctc
9791	Tetradecanedioic acid		C ₁₄ H ₂₆ O ₄	821-38-5	258.354		125.5				
9792	1,14-Tetradecanediol		C ₁₄ H ₃₀ O ₂	19812-64-7	230.387	nd (bz)	85.8	200 ⁹			vs eth, EtOH
9793	Tetradecanenitrile	Myristonitrile	C ₁₄ H ₂₇ N	629-63-0	209.371		19	226 ¹⁰⁰ , 119 ¹	0.8281 ¹⁹	1.4392 ²³	i H ₂ O; msc EtOH, eth, ace, bz; sl ctc
9794	1-Tetradecanethiol		C ₁₄ H ₃₀ S	2079-95-0	230.453		7	310; 178 ²²	0.8641 ²⁰	1.4597 ²⁰	i H ₂ O; s EtOH, eth, ctc
9795	Tetradecanoic acid	Myristic acid	C ₁₄ H ₂₈ O ₂	544-63-8	228.371	lf (eth)	54.2	250 ¹⁰⁰	0.8622 ⁵⁴	1.4723 ⁷⁰	i H ₂ O; s EtOH, ace, chl; sl eth; vs bz
9796	Tetradecanoic anhydride		C ₂₈ H ₅₄ O ₃	626-29-9	438.727	lf (peth)	53.4		0.8502 ⁷⁰	1.4335 ⁷⁰	vs eth, EtOH
9797	1-Tetradecanol	Tetradecyl alcohol	C ₁₄ H ₃₀ O	112-72-1	214.387	lf	38.2	287	0.8236 ³⁸		i H ₂ O; vs EtOH, eth, ace, bz, chl
9798	2-Tetradecanone	Dodecyl methyl ketone	C ₁₄ H ₂₈ O	2345-27-9	212.371	cry (dil al)	33.5	205 ¹⁰⁰ , 134 ¹³			i H ₂ O; s EtOH, ace
9799	Tetradecanoyl chloride	Myristoyl chloride	C ₁₄ H ₂₇ ClO	112-64-1	246.816		-1	171 ¹⁶	0.9078 ²⁵		s eth
9800	12- <i>O</i> -Tetradecanoylphorbol-13-acetate	Cocarcinogen A1	C ₃₆ H ₅₆ O ₈	16561-29-8	616.825	oil					
9801	1-Tetradecene		C ₁₄ H ₂₈	1120-36-1	196.372	liq	-12	233	0.7745 ²⁵	1.4351 ²⁰	i H ₂ O; vs EtOH, eth; s bz; sl ctc
9802	Tetradecyl acetate	1-Tetradecanol, acetate	C ₁₆ H ₃₂ O ₂	638-59-5	256.424			173 ¹⁰			
9803	Tetradecylamine	1-Tetradecanamine	C ₁₄ H ₃₁ N	2016-42-4	213.403		83.1	291.2	0.8079 ²⁰	1.4463 ²⁰	i H ₂ O; vs EtOH, eth, bz, chl; s ace
9804	Tetradecylbenzene		C ₂₀ H ₃₄	1459-10-5	274.484		16	359	0.8549 ²⁰	1.4818 ²⁰	
9805	Tetradecylcyclohexane		C ₂₀ H ₄₀	1795-18-2	280.532		24	360	0.8254 ²⁰	1.4579 ²⁰	
9806	Tetradifon	1,2,4-Trichloro-5-[(4-chlorophenyl)sulfonyl]benzene	C ₁₂ H ₆ Cl ₄ O ₂ S	116-29-0	356.052		146		1.151 ²⁰		
9807	Tetraethoxygermane	Ethanol, germanium(4+) salt	C ₈ H ₂₀ GeO ₄	14165-55-0	252.88			139 ²⁰⁰			
9808	Tetraethoxymethane	Tetraethyl orthocarbonate	C ₈ H ₂₀ O ₄	78-09-1	192.253			159.5	0.9186 ²⁰	1.3905 ²⁵	msc EtOH, eth; s ctc
9809	Tetraethylammonium bromide		C ₈ H ₂₀ BrN	71-91-0	210.156	hyg (al)	286 dec		1.3970 ²⁰		vs H ₂ O, EtOH, chl, MeOH
9810	Tetraethylammonium chloride		C ₈ H ₂₀ ClN	56-34-8	165.705	hyg cry					vs H ₂ O, EtOH, ace, chl
9811	Tetraethylammonium iodide		C ₈ H ₂₀ I	68-05-3	257.156	cry (w)	300 dec				s H ₂ O
9812	1,2,3,5-Tetraethylbenzene		C ₁₄ H ₂₂	38842-05-6	190.325			249.0			
9813	<i>N,N,N',N'</i> -Tetraethyl-1,2-benzenedicarboxamide	<i>N,N,N',N'</i> -Tetraethylphthalamide	C ₁₆ H ₂₄ N ₂ O ₂	83-81-8	276.374		36	204 ¹⁶			
9814	Tetra(2-ethylbutyl) silicate	Silicic acid, tetrakis(2-ethylbutyl) ester	C ₂₄ H ₅₂ O ₄ Si	78-13-7	432.754	liq			0.8920 ²⁰	1.4307 ²⁰	i H ₂ O; sl EtOH, ctc; s eth, bz
9815	Tetraethylene glycol	3,6,9-Trioxaundecane-1,11-diol	C ₈ H ₁₈ O ₅	112-60-7	194.226	liq	-6.2	328	1.1285 ¹⁵	1.4577 ²⁰	vs H ₂ O; s EtOH, eth, ctc, diox
9816	Tetraethylene glycol diacrylate		C ₁₄ H ₂₂ O ₇	17831-71-9	302.321				1.125 ²⁵		
9817	Tetraethylene glycol dimethacrylate		C ₁₆ H ₂₆ O ₇	109-17-1	330.373			220 ¹		1.4610 ²⁵	
9818	Tetraethylene glycol dimethyl ether		C ₁₀ H ₂₂ O ₅	143-24-8	222.279			275.3	1.0114 ²⁰		msc H ₂ O; s EtOH, eth, ctc
9819	Tetraethylene glycol monostearate		C ₂₆ H ₅₂ O ₆	106-07-0	460.687		40	328	1.1285 ¹⁵	1.4593 ²⁰	
9820	Tetraethylenepentamine		C ₈ H ₂₃ N ₅	112-57-2	189.303			341.5		1.5042 ²⁰	s H ₂ O
9821	<i>N,N,N',N'</i> -Tetraethyl-1,2-ethanediamine		C ₁₀ H ₂₄ N ₂	150-77-6	172.311			192	0.808 ²⁵	1.4343 ²⁰	
9822	Tetraethylgermane		C ₈ H ₂₀ Ge	597-63-7	188.89			164.5	1.199		
9823	Tetraethyl lead		C ₈ H ₂₀ Pb	78-00-2	323.4			dec 200	1.653 ²⁰	1.5198 ²⁰	i H ₂ O; s bz; sl EtOH
9824	<i>N,N,N',N'</i> -Tetraethylmethanediamine		C ₈ H ₂₂ N ₂	102-53-4	158.284			165.8	0.8000 ²⁰	1.4420 ²⁵	



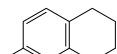
No.	Name	Synonym	Mol. Form.	CAS RN	Mol. Wt.	Physical Form	mp/°C	bp/°C	den/ g cm ⁻³	n _D	Solubility
9825	Tetraethyl pyrophosphate		C ₈ H ₂₀ O ₇ P ₂	107-49-3	290.188		170 dec	155 ³	1.1847 ²⁰	1.4180 ²⁰	msc H ₂ O, EtOH, eth, ace, xyl, chl; sl ctc
9826	Tetraethylsilane		C ₈ H ₂₀ Si	631-36-7	144.331			154.7	0.7658 ²⁰	1.4268 ²⁰	i H ₂ O
9827	Tetraethylstannane	Tin tetraethyl	C ₈ H ₂₀ Sn	597-64-8	234.955	liq	-112	181; 64 ¹²	1.187 ²⁵	1.4730 ²⁰	
9828	Tetraethylthiocarbonic diamide	Sulfiram	C ₁₀ H ₂₀ N ₂ S ₂	95-05-6	264.474			232 ³	1.12 ²⁰		s chl
9829	Tetraethylurea		C ₈ H ₂₀ N ₂ O	1187-03-7	172.267			209	0.919 ²⁰	1.4474 ²⁰	i H ₂ O, alk, acid
9830	1,2,3,4-Tetrafluorobenzene		C ₆ H ₂ F ₄	551-62-2	150.074			94.3		1.4054 ²⁰	
9831	1,2,3,5-Tetrafluorobenzene		C ₆ H ₂ F ₄	2367-82-0	150.074	liq	-46.25	84.4	1.319 ²⁵	1.4035 ²⁰	
9832	1,2,4,5-Tetrafluorobenzene		C ₆ H ₂ F ₄	327-54-8	150.074		3.88	90.2	1.4255 ²⁰	1.4075 ²⁰	
9833	3,3,4,4-Tetrafluorodihydro-2,5-furandione		C ₄ F ₄ O ₃	699-30-9	172.035			54.5	1.6209 ²⁰	1.3240 ²⁰	
9834	1,1,2,2-Tetrafluoro-1,2-dinitroethane		C ₂ F ₄ N ₂ O ₄	356-16-1	192.026	liq	-41.5	58.5	1.6024 ²⁵	1.3265 ²⁵	i H ₂ O; s ace
9835	1,1,1,2-Tetrafluoroethane		C ₂ H ₂ F ₄	811-97-2	102.031	col gas	-103.3	-26.08	1.2072 ²⁵		i H ₂ O; s eth
9836	1,1,2,2-Tetrafluoroethane		C ₂ H ₂ F ₄	359-35-3	102.031	col gas	-89	-19.9			
9837	Tetrafluoroethene	Tetrafluoroethylene	C ₂ F ₄	116-14-3	100.015	col gas	-131.15	-75.9	1.519 ⁻⁷⁶		i H ₂ O
9838	1,2,2,2-Tetrafluoroethyl difluoromethyl ether	Refrigerant 236me	C ₃ H ₂ F ₆ O	57041-67-5	168.037	vol liq or gas		23.35	1.4540 ²³		
9839	Tetrafluoromethane	Carbon tetrafluoride	CF ₄	75-73-0	88.005	col gas	-183.60	-128.0	3.034 ²⁵		i H ₂ O; s bz, chl
9840	2,2,3,3-Tetrafluoro-1-propanol		C ₃ H ₄ F ₄ O	76-37-9	132.057	liq	-15	109.5	1.4853 ²⁰	1.3197 ²⁰	s EtOH, ace, chl
9841	6,7,8,9-Tetrahydro-5H-benzocyclohepten-5-one		C ₁₁ H ₁₂ O	826-73-3	160.212			175 ⁴⁰ , 124 ⁷	1.080 ²⁰	1.5698 ²⁰	s EtOH
9842	2,3,6,7-Tetrahydro-1H,5H-benzo[ij]quinolizine	Julolidine	C ₁₂ H ₁₃ N	479-59-4	173.254		40	dec 280; 155 ¹⁷	1.003 ²⁰	1.568 ²⁵	
9843	1,2,3,6-Tetrahydro-2,3'-bipyridine (S)	Anatabine	C ₁₀ H ₁₂ N ₂	581-49-7	160.215			145 ¹⁰	1.091 ¹⁹	1.5676 ²⁰	msc H ₂ O; s EtOH, eth, bz
9844	2,3,4,9-Tetrahydro-1H-carbazole		C ₁₂ H ₁₃ N	942-01-8	171.238	lf (dil al)	120	327.5			i H ₂ O; s EtOH; vs eth, bz, MeOH
9845	Tetrahydrocortisone		C ₂₁ H ₃₂ O ₅	53-05-4	364.476	cry (EtOAc)	190				
9846	1,2,3,4-Tetrahydro-6,7-dimethoxy-1,2-dimethylisoquinoline, (±)	Carnegine	C ₁₃ H ₁₉ NO ₂	490-53-9	221.296	pa br syr		170 ¹			vs H ₂ O, eth, EtOH
9847	Tetrahydro-2,5-dimethoxyfuran		C ₆ H ₁₂ O ₃	696-59-3	132.157			145.7	1.02 ²⁵	1.4180 ²⁰	
9848	4,5,6,7-Tetrahydro-3,6-dimethylbenzofuran		C ₁₀ H ₁₄ O	494-90-6	150.217		86	80 ¹⁸	0.972 ¹⁵		
9849	1,2,3,4-Tetrahydro-1,5-dimethylnaphthalene		C ₁₂ H ₁₆	21564-91-0	160.255			239	0.941 ²⁰	1.526 ²⁰	
9850	Tetrahydro-2,2-dimethyl-5-oxo-3-furanacetic acid	Terpenylic acid	C ₈ H ₁₂ O ₄	26754-48-3	172.179	lf or pr (w+1)	90				vs H ₂ O
9851	cis-Tetrahydro-2,5-dimethylthiophene		C ₆ H ₁₂ S	5161-13-7	116.224	liq	-89	142.3	0.9222 ²⁰	1.4799 ²⁰	vs ace, bz, eth, EtOH
9852	1,2,3,4-Tetrahydro-9H-fluorene-9-one	Phenthyrone	C ₁₃ H ₁₂ O	634-19-5	184.233	lt ye nd or pr (pentane)	81.5	139 ^{0.05}			
9853	5,6,7,8-Tetrahydrofolic acid		C ₁₉ H ₂₃ N ₇ O ₅	135-16-0	445.429	pow					s H ₂ O
9854	Tetrahydrofuran	Tetramethylene oxide	C ₄ H ₈ O	109-99-9	72.106	liq	-108.44	65	0.8833 ²⁵	1.4050 ²⁵	s H ₂ O, chl; vs EtOH, eth, ace, bz
9855	Tetrahydro-2-furanmethanamine	Tetrahydrofurfurylamine	C ₅ H ₁₁ NO	4795-29-3	101.147			153	0.9752 ²⁰	1.4551 ²⁰	vs H ₂ O, eth, EtOH
9856	Tetrahydro-2-furanmethanol propanoate		C ₈ H ₁₄ O ₃	637-65-0	158.195			205.5	1.044 ²⁰		vs eth, EtOH, chl
9857	Tetrahydro-3-furanol		C ₄ H ₈ O ₂	453-20-3	88.106			181	1.09 ²⁵	1.4500 ²⁰	
9858	Tetrahydrofurfuryl acetate		C ₇ H ₁₂ O ₃	637-64-9	144.168			193; 89 ¹⁸	1.0624 ²⁰	1.4350 ²⁵	vs H ₂ O, eth, EtOH, chl
9859	Tetrahydrofurfuryl acrylate		C ₈ H ₁₂ O ₃	2399-48-6	156.179		<-60	96 ⁶	1.061 ²⁰		
9860	Tetrahydrofurfuryl alcohol	Tetrahydro-2-furancarbinol	C ₅ H ₁₀ O ₂	97-99-4	102.132		<-80	178	1.0524 ²⁰	1.4520 ²⁰	vs ace, eth
9861	Tetrahydrofurfuryl methacrylate		C ₉ H ₁₄ O ₃	2455-24-5	170.205			265; 81 ⁴	1.040 ²⁵	1.4554 ²⁵	
9862	Tetrahydroimidazo[4,5-d]imidazole-2,5-(1H,3H)-dione	Acetyleneurea	C ₄ H ₆ N ₄ O ₂	496-46-8	142.117	nd or pr (w)	300 dec				sl H ₂ O; i EtOH, HOAc; s eth, HCl, alk
9863	cis-3a,4,7a-Tetrahydro-1,3-isobenzofurandione	4-Cyclohexene-1,2-dicarboxylic acid, anhydride	C ₈ H ₆ O ₃	935-79-5	152.148	cry (peth)	103.5				s EtOH, ace, chl, bz; sl peth
9864	4,5,6,7-Tetrahydro-1,3-isobenzofurandione	1-Cyclohexene-1,2-dicarboxylic acid, anhydride	C ₈ H ₆ O ₃	2426-02-0	152.148	pl (EtOH)	74		1.2 ¹⁰⁵		s EtOH, ace, chl; vs eth
9865	1,2,3,4-Tetrahydroisoquinoline		C ₉ H ₁₁ N	91-21-4	133.190		<-15	232.5	1.0642 ²⁴	1.5668 ²⁰	i H ₂ O; s EtOH, bz, acid, xyl
9866	3,4,5,6-Tetrahydro-7-methoxy-2H-azepine		C ₇ H ₁₃ NO	2525-16-8	127.184	liq		49 ¹⁶ , 66 ²⁴	0.887	1.4630 ²⁰	
9867	1,2,3,4-Tetrahydro-6-methoxyquinoline		C ₁₀ H ₁₃ NO	120-15-0	163.216	pr (peth, al) orth pym (w)	42.5	284; 128 ¹		1.5718 ²⁰	s chl
9868	1,2,3,4-Tetrahydro-1-methylnaphthalene		C ₁₁ H ₁₄	1559-81-5	146.229			220.6	0.9583 ²⁰	1.5353 ²⁰	



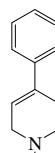
No.	Name	Synonym	Mol. Form.	CAS RN	Mol. Wt.	Physical Form	mp/°C	bp/°C	den/ g cm ⁻³	n _D	Solubility
9869	1,2,3,4-Tetrahydro-5-methylnaphthalene		C ₁₁ H ₁₄	2809-64-5	146.229	liq	-23	234	0.9720 ²⁰	1.5439 ²⁰	
9870	1,2,3,4-Tetrahydro-6-methylnaphthalene		C ₁₁ H ₁₄	1680-51-9	146.229	liq	-40	229	0.9537 ²⁰	1.5357 ²⁰	
9871	1,2,3,6-Tetrahydro-1-methyl-4-phenylpyridine	MPTP	C ₁₂ H ₁₃ N	28289-54-5	173.254	cry	41	870 ⁸			
9872	Tetrahydro-3-methyl-2H-thiopyran		C ₆ H ₁₂ S	5258-50-4	116.224	liq	-60	158	0.9473 ²⁰	1.4922 ²⁰	
9873	5,6,7,8-Tetrahydro-1-naphthalenamine		C ₁₀ H ₁₃ N	2217-41-6	147.217		38	279	1.0625 ¹⁶	1.5900 ²⁰	sl H ₂ O; s EtOH, eth, acid
9874	1,2,3,4-Tetrahydronaphthalene	Tetralin	C ₁₀ H ₁₂	119-64-2	132.202	liq	-35.7	207.6	0.9645 ²⁵	1.5413 ²⁰	i H ₂ O; vs EtOH, eth; s chl, PhNH ₂
9875	1,2,3,4-Tetrahydro-1-naphthol	1,2,3,4-Tetrahydro- α -naphthol	C ₁₀ H ₁₂ O	529-33-9	148.201		34.5	255; 103 ²	1.0996 ²⁰	1.5638 ²⁰	
9876	5,6,7,8-Tetrahydro-1-naphthol	5,6,7,8-Tetrahydro- α -naphthol	C ₁₀ H ₁₂ O	529-35-1	148.201		70	266; 143 ¹¹	1.0556 ¹⁵		
9877	1,2,3,4-Tetrahydro-2-naphthol	Tetralol	C ₁₀ H ₁₂ O	530-91-6	148.201		15.5	140 ¹²			
9878	5,6,7,8-Tetrahydro-2-naphthol	5,6,7,8-Tetrahydro- β -naphthol	C ₁₀ H ₁₂ O	1125-78-6	148.201		57	275.5	1.0552 ²⁵		
9879	Tetrahydro-6-pentyl-2H-pyran-2-one	5-Hydroxydecanoic acid lactone	C ₁₀ H ₁₈ O ₂	705-86-2	170.249	liq	-27	121 ³			
9880	1,2,3,4-Tetrahydrophenanthrene		C ₁₄ H ₁₄	1013-08-7	182.261	lf (MeOH)	33.5	173 ¹¹	1.0601 ⁴⁰		i H ₂ O; s EtOH, eth, ace, bz, HOAc, chl, lig
9881	1,2,3,6-Tetrahydrophthalimide		C ₈ H ₈ NO ₂	85-40-5	151.163	cry (EtOH)	137				
9882	Tetrahydro-6-propyl-2H-pyran-2-one	5-Hydroxyoctanoic acid lactone	C ₈ H ₁₄ O ₂	698-76-0	142.196	liq	-13	126 ¹⁵			
9883	2,3,4,5-Tetrahydro-6-propylpyridine	γ -Coniceine	C ₈ H ₁₅ N	1604-01-9	125.212			174	0.8753 ¹⁵	1.4661 ¹⁶	
9884	Tetrahydropyran	Oxane	C ₅ H ₁₀ O	142-68-7	86.132	liq	-49.1	88	0.8814 ²⁰	1.4200 ²⁰	s EtOH, eth, bz, ctc
9885	Tetrahydro-2H-pyran-2-methanol		C ₆ H ₁₂ O ₂	100-72-1	116.158			185	1.027 ²⁵	1.458 ²⁰	
9886	Tetrahydro-2H-pyran-2-one		C ₆ H ₈ O ₂	542-28-9	100.117	liq	-12.5	219	1.1082 ²⁰	1.4503 ²⁰	s H ₂ O; msc EtOH, eth; sl ctc
9887	Tetrahydro-4H-pyran-4-one		C ₆ H ₈ O ₂	29943-42-8	100.117			166.5	1.084 ²⁵	1.4520 ²⁰	
9888	1,2,5,6-Tetrahydropyridine	Δ^3 -Piperidine	C ₆ H ₉ N	694-05-3	83.132	liq	-48	108	0.911 ²⁵	1.4800 ²⁰	s chl
9889	1,2,5,6-Tetrahydro-3-pyridinecarboxylic acid	Guvacine	C ₆ H ₉ NO ₂	498-96-4	127.141	pr (w), rods (+1w dil al)	295 dec				vs H ₂ O
9890	3,4,5,6-Tetrahydro-2(1H)-pyrimidinethione	Hexahydropyrimidine-2-thione	C ₄ H ₈ N ₂ S	2055-46-1	116.185		211		1.33 ²⁰		
9891	1,2,3,4-Tetrahydroquinoline		C ₈ H ₁₁ N	635-46-1	133.190	nd	20	251	1.0588 ²⁰	1.6062 ¹⁹	s H ₂ O, chl; msc EtOH, eth
9892	5,6,7,8-Tetrahydroquinoline	2,3-Cyclohexenopyridine	C ₈ H ₁₁ N	10500-57-9	133.190			222	1.0304 ¹³	1.5435 ²⁰	sl H ₂ O; s EtOH, eth, ace, bz
9893	1,2,3,4-Tetrahydroquinoxaline		C ₈ H ₁₀ N ₂	3476-89-9	134.178	lf (w, eth, peth)	99	289			s H ₂ O, chl; vs EtOH, eth, bz; sl peth
9894	6,7,8,9-Tetrahydro-5H-tetrazolo[1,5-a]azepine	Pentylentetrazole	C ₆ H ₁₀ N ₄	54-95-5	138.170	cry (bz-lig)	59.5	194 ¹²			vs H ₂ O, EtOH, ace; s eth, bz; sl chl
9895	Tetrahydrothiophene	Thiacyclopentane	C ₄ H ₈ S	110-01-0	88.172	liq	-96.2	121.1	0.9987 ²⁰	1.4871 ¹⁸	i H ₂ O; msc EtOH, eth, ace, bz; s chl
9896	1,2,3,4-Tetrahydro-1,1,6-trimethylnaphthalene		C ₁₃ H ₁₈	475-03-6	174.282			240; 90 ⁴	0.9303 ²⁰	1.5257 ²⁰	s EtOH, eth, bz, chl
9897	1,2,5,8-Tetrahydroxy-9,10-anthracenedione	Quinalizarin	C ₁₄ H ₆ O ₆	81-61-8	272.210	oran nd	>275				sl H ₂ O, ace, bz, EtOH, eth
9898	2,3,4,6-Tetrahydroxy-5H-benzocyclohepten-5-one	Purpurogallin	C ₁₁ H ₈ O ₅	569-77-7	220.179	red nd (gl HOAc)	274 dec				
9899	2,2',4,4'-Tetrahydroxybenzophenone		C ₁₃ H ₁₀ O ₅	131-55-5	246.215	ye nd (w+1)	197				vs H ₂ O, ace, eth, EtOH
9900	2,3,5,6-Tetrahydroxy-2,5-cyclohexadiene-1,4-dione	Tetroquinone	C ₆ H ₄ O ₆	319-89-1	172.092	bl-blk cry					sl H ₂ O, eth, ctc; vs EtOH
9901	11,17,20,21-Tetrahydroxypregn-4-en-3-one, (11 β ,20 R)	4-Pregnene-11 β ,17 α ,20 β ,21-tetrol-3-on	C ₂₁ H ₃₂ O ₅	116-58-5	364.476	cry (aq ace)	125 dec				vs ace, EtOH
9902	N,N,N',N'-Tetra(2-hydroxypropyl)ethylenediamine	ENTPROL	C ₁₄ H ₃₂ N ₂ O ₄	102-60-3	292.415				1.030 ²⁵	1.478 ²⁵	sl chl
9903	Tetraiodoethene	Tetraiodoethylene	C ₂ I ₄	513-92-8	531.639	ye lf, pr (eth)	187	sub	2.983 ²⁰		vs bz, chl
9904	4,5,6,7-Tetraiodo-1,3-isobenzofuranidione		C ₈ I ₄ O ₃	632-80-4	651.702	ye pr, nd (HOAc) nd (sub)	327.5	sub			i H ₂ O, EtOH, bz; sl HOAc
9905	Tetraiodomethane	Carbon tetraiodide	Cl ₄	507-25-5	519.629	red lf (bz, chl)	171	135 ^{1,5}	4.23 ²⁰		vs py, chl
9906	2,3,4,5-Tetraiodo-1H-pyrrole	Iodopyrrole	C ₄ HI ₄ N	87-58-1	570.676	ye nd (al)	150 dec				vs ace, eth, chl
9907	Tetraisobutyl titanate	2-Methyl-1-propanol, titanium(4+) salt	C ₁₆ H ₃₆ O ₄ Ti	7425-80-1	340.322			256 ⁵⁰⁰	0.960 ⁵⁰		dec H ₂ O



1,2,3,4-Tetrahydro-5-methylnaphthalene



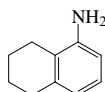
1,2,3,4-Tetrahydro-6-methylnaphthalene



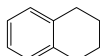
1,2,3,6-Tetrahydro-1-methyl-4-phenylpyridine



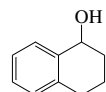
Tetrahydro-3-methyl-2H-thiopyran



5,6,7,8-Tetrahydro-1-naphthalenamine



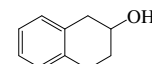
1,2,3,4-Tetrahydronaphthalene



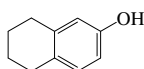
1,2,3,4-Tetrahydro-1-naphthol



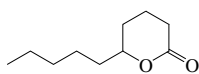
5,6,7,8-Tetrahydro-1-naphthol



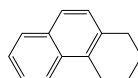
1,2,3,4-Tetrahydro-2-naphthol



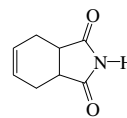
5,6,7,8-Tetrahydro-2-naphthol



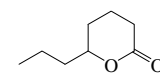
Tetrahydro-6-pentyl-2H-pyran-2-one



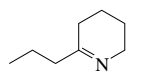
1,2,3,4-Tetrahydrophenanthrene



1,2,3,6-Tetrahydrophthalimide



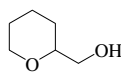
Tetrahydro-6-propyl-2H-pyran-2-one



2,3,4,5-Tetrahydro-6-propylpyridine



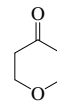
Tetrahydropyran



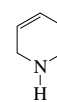
Tetrahydro-2H-pyran-2-methanol



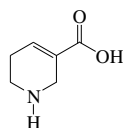
Tetrahydro-2H-pyran-2-one



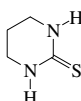
Tetrahydro-4H-pyran-4-one



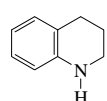
1,2,5,6-Tetrahydropyridine



1,2,5,6-Tetrahydro-3-pyridinecarboxylic acid



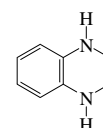
3,4,5,6-Tetrahydro-2(1H)-pyrimidinethione



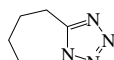
1,2,3,4-Tetrahydroquinoline



5,6,7,8-Tetrahydroquinoline



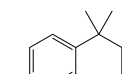
1,2,3,4-Tetrahydroquinoxaline



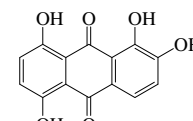
6,7,8,9-Tetrahydro-5H-tetrazolo[1,5-a]azepine



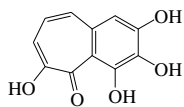
Tetrahydrothiophene



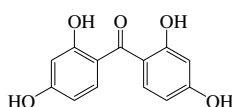
1,2,3,4-Tetrahydro-1,1,6-trimethylnaphthalene



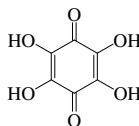
1,2,5,8-Tetrahydroxy-9,10-anthracenedione



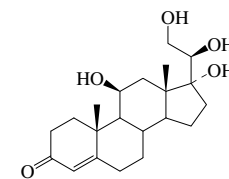
2,3,4,6-Tetrahydroxy-5H-benzocyclohepten-5-one



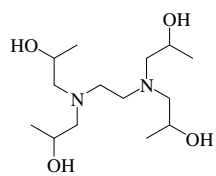
2,2',4,4'-Tetrahydroxybenzophenone



2,3,5,6-Tetrahydroxy-2,5-cyclohexadiene-1,4-dione



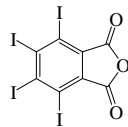
11,17,20,21-Tetrahydroxypregn-4-en-3-one, (11β,20R)



N,N,N',N'-Tetra(2-hydroxypropyl)ethylenediamine



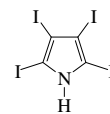
Tetraiodoethene



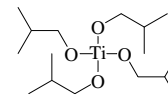
4,5,6,7-Tetraiodo-1,3-isobenzofurandione



Tetraiodomethane

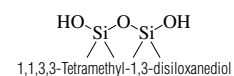
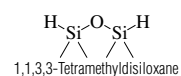
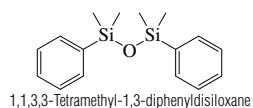
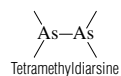
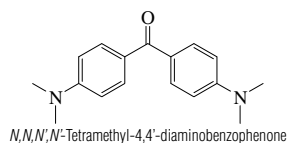
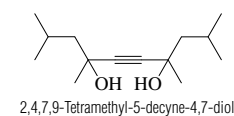
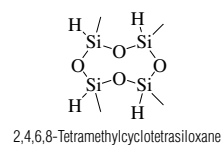
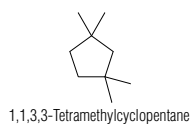
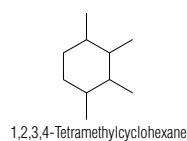
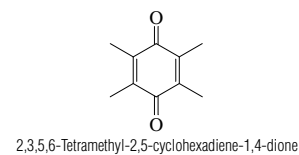
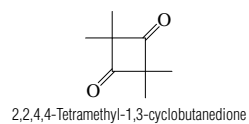
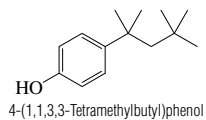
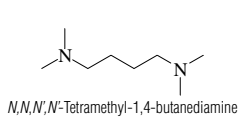
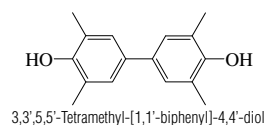
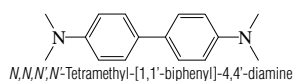
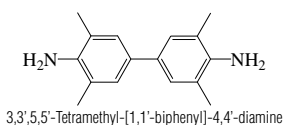
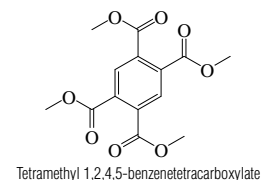
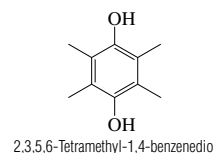
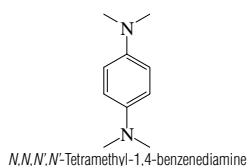
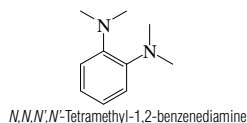
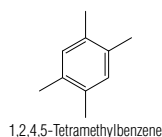
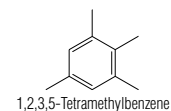
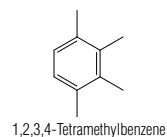
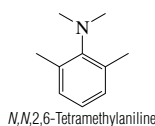
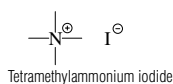
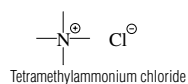
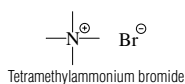
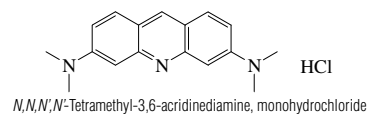
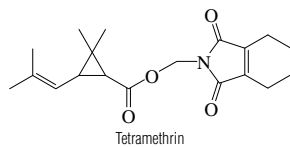
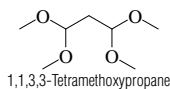
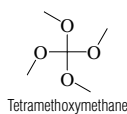
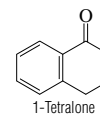
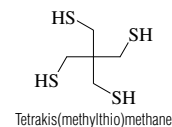
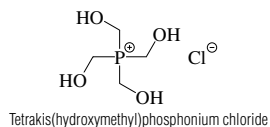
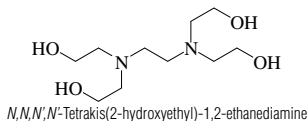
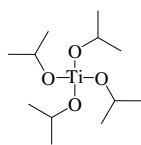


2,3,4,5-Tetraiodo-1H-pyrrole

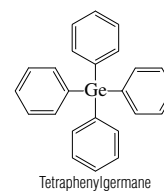
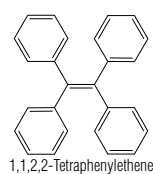
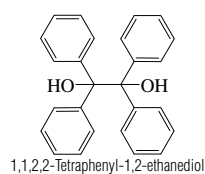
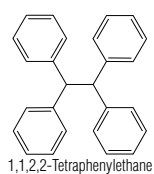
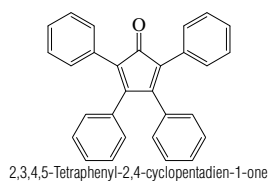
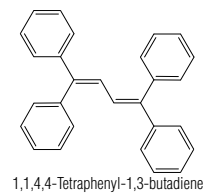
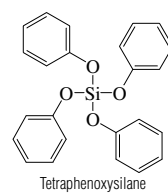
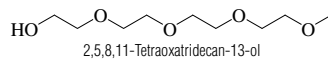
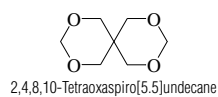
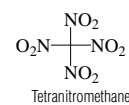
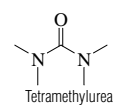
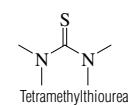
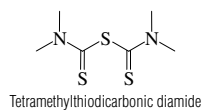
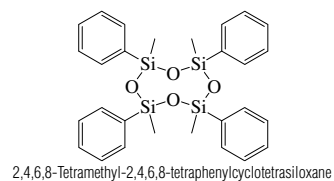
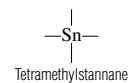
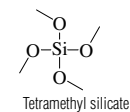
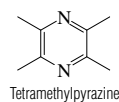
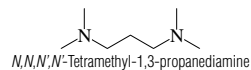
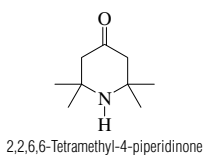
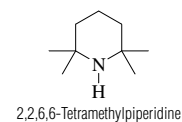
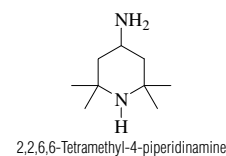
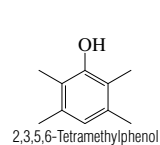
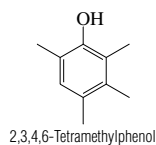
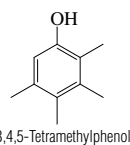
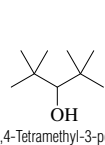
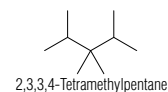
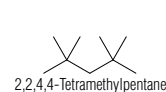
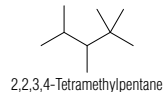
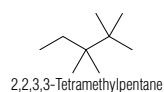
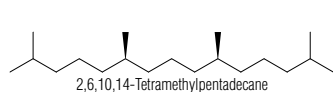
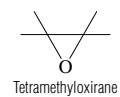
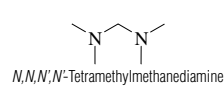
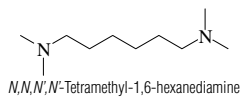
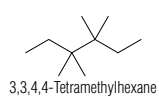
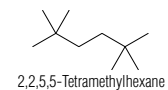
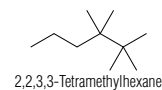
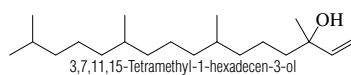
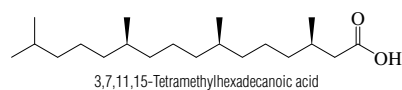
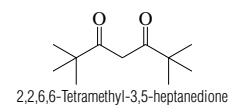
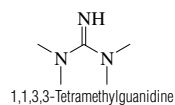
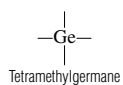
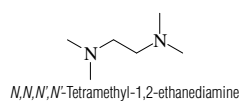


Tetraisobutyl titanate

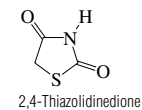
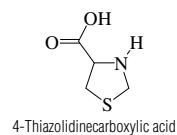
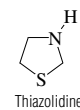
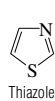
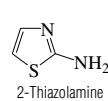
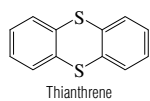
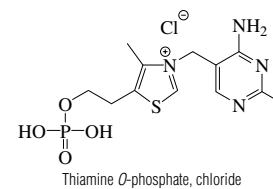
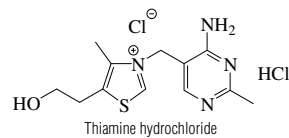
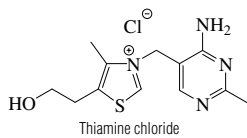
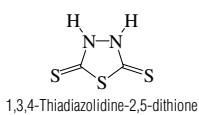
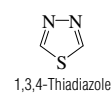
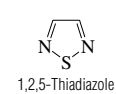
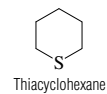
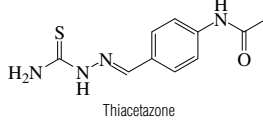
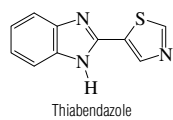
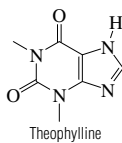
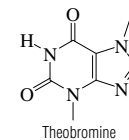
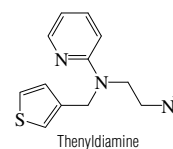
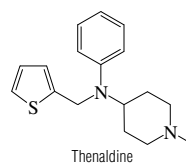
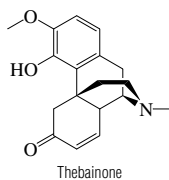
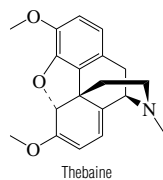
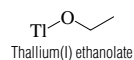
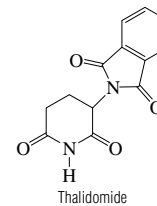
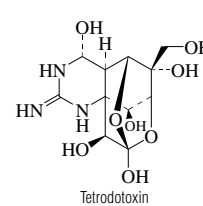
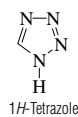
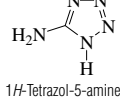
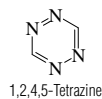
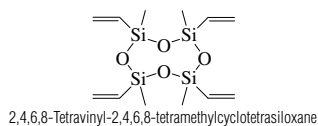
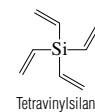
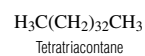
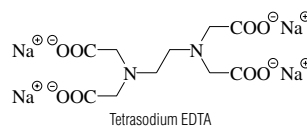
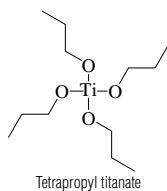
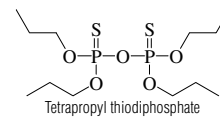
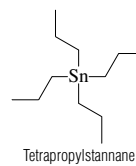
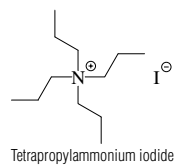
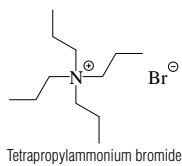
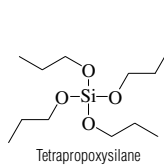
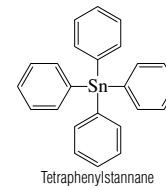
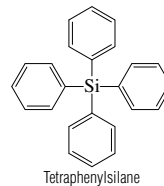
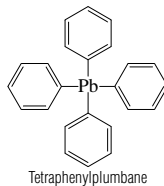
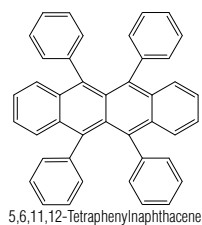
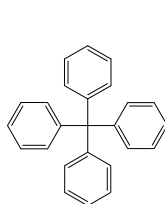
No.	Name	Synonym	Mol. Form.	CAS RN	Mol. Wt.	Physical Form	mp/°C	bp/°C	den/ g cm ⁻³	n _D	Solubility
9908	Tetraisopropyl titanate	2-Propanol, titanium(4+) salt	C ₁₂ H ₂₈ O ₄ Ti	546-68-9	284.215			227.5	0.9711 ²⁰		dec H ₂ O; s EtOH, eth, bz, chl
9909	<i>N,N,N',N'</i> -Tetrakis(2-hydroxyethyl)-1,2-ethanediamine		C ₁₀ H ₂₄ N ₂ O ₄	140-07-8	236.309						sl H ₂ O, EtOH
9910	Tetrakis(hydroxymethyl)phosphonium chloride		C ₄ H ₁₂ ClO ₄ P	124-64-1	190.562		152.5				s H ₂ O
9911	Tetrakis(methylthio)methane		C ₈ H ₁₂ S ₄	6156-25-8	200.409						s chl
9912	1-Tetralone		C ₁₀ H ₁₀ O	529-34-0	146.185		8	115 ⁶	1.0988 ¹⁶	1.5672 ²⁰	
9913	Tetramethoxymethane		C ₈ H ₁₂ O ₄	1850-14-2	136.147	liq	-2.5	114	1.023 ²⁵	1.3845 ²⁰	
9914	1,1,3,3-Tetramethoxypropane		C ₇ H ₁₆ O ₄	102-52-3	164.200			183; 66 ¹²	0.997 ²⁵	1.4081 ²⁰	
9915	Tetramethrin		C ₁₉ H ₂₈ NO ₄	7696-12-0	331.407	wh cry	≈65-80		1.108 ²⁰	1.5175 ²¹	
9916	<i>N,N,N',N'</i> -Tetramethyl-3,6-acridinediamine, monohydrochloride	Acridine Orange	C ₁₇ H ₂₀ ClN ₃	65-61-2	301.814	oran-ye soln					s H ₂ O, EtOH
9917	Tetramethylammonium bromide		C ₄ H ₁₂ BrN	64-20-0	154.049	hyg bipym	230 dec		1.56 ²⁵		vs H ₂ O; sl EtOH; i eth, bz, chl; s MeOH
9918	Tetramethylammonium chloride		C ₄ H ₁₂ ClN	75-57-0	109.598	hyg bipym (dil al)	420 dec		1.169 ²⁰		s H ₂ O; sl EtOH; i eth, bz, chl; vs MeOH
9919	Tetramethylammonium iodide		C ₄ H ₁₂ IN	75-58-1	201.049		>230 dec		1.829 ²⁵		sl H ₂ O, alk, EtOH, ace; i eth, chl
9920	<i>N,N</i> ,2,6-Tetramethylaniline		C ₁₀ H ₁₃ N	769-06-2	149.233	liq	-36	196; 88 ²⁰	0.9147 ²⁰		
9921	1,2,3,4-Tetramethylbenzene		C ₁₀ H ₁₄	488-23-3	134.218	liq	-6.2	205	0.9052 ²⁰	1.5203 ²⁰	i H ₂ O; msc EtOH, eth, ace, bz, peth, ctc
9922	1,2,3,5-Tetramethylbenzene	Isodurene	C ₁₀ H ₁₄	527-53-7	134.218	liq	-23.7	198	0.8903 ²⁰	1.5130 ²⁰	i H ₂ O; msc EtOH, eth, ace, bz, peth, ctc
9923	1,2,4,5-Tetramethylbenzene	Durene	C ₁₀ H ₁₄	95-93-2	134.218		79.3	196.8	0.8380 ⁸¹	1.4790 ⁸¹	i H ₂ O; msc EtOH, eth, ace, bz, peth, ctc
9924	<i>N,N,N',N'</i> -Tetramethyl-1,2-benzenediamine		C ₁₀ H ₁₆ N ₂	704-01-8	164.247		8.9	215.5	0.9560 ²⁰		
9925	<i>N,N,N',N'</i> -Tetramethyl-1,4-benzenediamine	Tetramethyl- <i>p</i> -phenylenediamine	C ₁₀ H ₁₆ N ₂	100-22-1	164.247	lf (dil al or lig)	51	260			sl H ₂ O; vs EtOH, eth, bz, chl
9926	2,3,5,6-Tetramethyl-1,4-benzenediol	Durohydroquinone	C ₁₀ H ₁₄ O ₂	527-18-4	166.217	nd (al)	233				s EtOH; sl eth
9927	Tetramethyl 1,2,4,5-benzenetetracarboxylate		C ₁₄ H ₁₄ O ₈	635-10-9	310.256	nd (al)	144	sub			vs EtOH
9928	3,3',5,5'-Tetramethyl-[1,1'-biphenyl]-4,4'-diamine		C ₁₆ H ₂₀ N ₂	54827-17-7	240.343			168.5			
9929	<i>N,N,N',N'</i> -Tetramethyl-[1,1'-biphenyl]-4,4'-diamine		C ₁₆ H ₂₀ N ₂	366-29-0	240.343			196.0			
9930	3,3',5,5'-Tetramethyl-[1,1'-biphenyl]-4,4'-diol		C ₁₆ H ₁₈ O ₂	2417-04-1	242.313	pa ye nd or pr (HOAc)	221.8	sub			sl EtOH, bz, gl HOAc, tol; i liq
9931	2,2,3,3-Tetramethylbutane		C ₈ H ₁₈	594-82-1	114.229	lf (eth)	100.7	106.45	0.8242 ²⁰	1.4695 ²⁰	i H ₂ O; s eth, chl
9932	<i>N,N,N',N'</i> -Tetramethyl-1,4-butanediamine		C ₈ H ₂₀ N ₂	111-51-3	144.258			168	0.7942 ¹⁵	1.4621 ²⁵	msc H ₂ O; s EtOH, eth
9933	4-(1,1,3,3-Tetramethylbutyl)phenol		C ₁₄ H ₂₂ O	140-66-9	206.324		85.8	279			
9934	2,2,4,4-Tetramethyl-1,3-cyclobutanedione		C ₈ H ₁₂ O ₂	933-52-8	140.180						s chl
9935	2,3,5,6-Tetramethyl-2,5-cyclohexadiene-1,4-dione	Duroquinone	C ₁₀ H ₁₂ O ₂	527-17-3	164.201	ye nd (al or lig)	111.5				i H ₂ O; s EtOH, eth, ace, bz, sulf, chl
9936	1,2,3,4-Tetramethylcyclohexane		C ₁₀ H ₂₀	3726-45-2	140.266				0.8219 ²⁰	1.4531 ²⁰	
9937	1,1,3,3-Tetramethylcyclopentane		C ₉ H ₁₈	50876-33-0	126.239	liq	-88.4	118	0.7469 ²⁵	1.4125 ²⁰	
9938	1,1,2,2-Tetramethylcyclopropane		C ₇ H ₁₄	4127-47-3	98.186	liq	-81	76			
9939	2,4,6,8-Tetramethylcyclotetrasiloxane		C ₄ H ₁₆ O ₄ Si ₄	2370-88-9	240.510	liq	-65	134.5	0.9912 ²⁰	1.3870 ²⁰	i H ₂ O
9940	2,4,7,9-Tetramethyl-5-decylene-4,7-diol		C ₁₄ H ₂₆ O ₂	126-86-3	226.355		47	165 ⁴⁰			
9941	<i>N,N,N',N'</i> -Tetramethyl-4,4'-diaminobenzophenone	Michler's ketone	C ₁₇ H ₂₀ N ₂ O	90-94-8	268.353	lf (al), nd (bz)	179	dec 360			i H ₂ O, eth; sl EtOH; vs bz; s chl
9942	Tetramethyldiarsine	Cacodyl	C ₄ H ₁₂ As ₂	471-35-2	209.981	liq	-6	165	1.447 ¹⁵		vs eth, EtOH
9943	1,1,3,3-Tetramethyl-1,3-diphenyldisiloxane		C ₁₆ H ₂₂ O ₂ Si ₂	56-33-7	286.516	liq	-80	292; 156 ¹³	0.9763 ²⁰	1.5176 ²⁰	s ctc
9944	1,1,3,3-Tetramethyldisiloxane		C ₄ H ₁₄ O ₂ Si ₂	3277-26-7	134.324			71	0.756 ²⁰	1.3700 ²⁰	
9945	1,1,3,3-Tetramethyl-1,3-disiloxanediol		C ₄ H ₁₄ O ₃ Si ₂	1118-15-6	166.323		66		1.095 ²⁵		



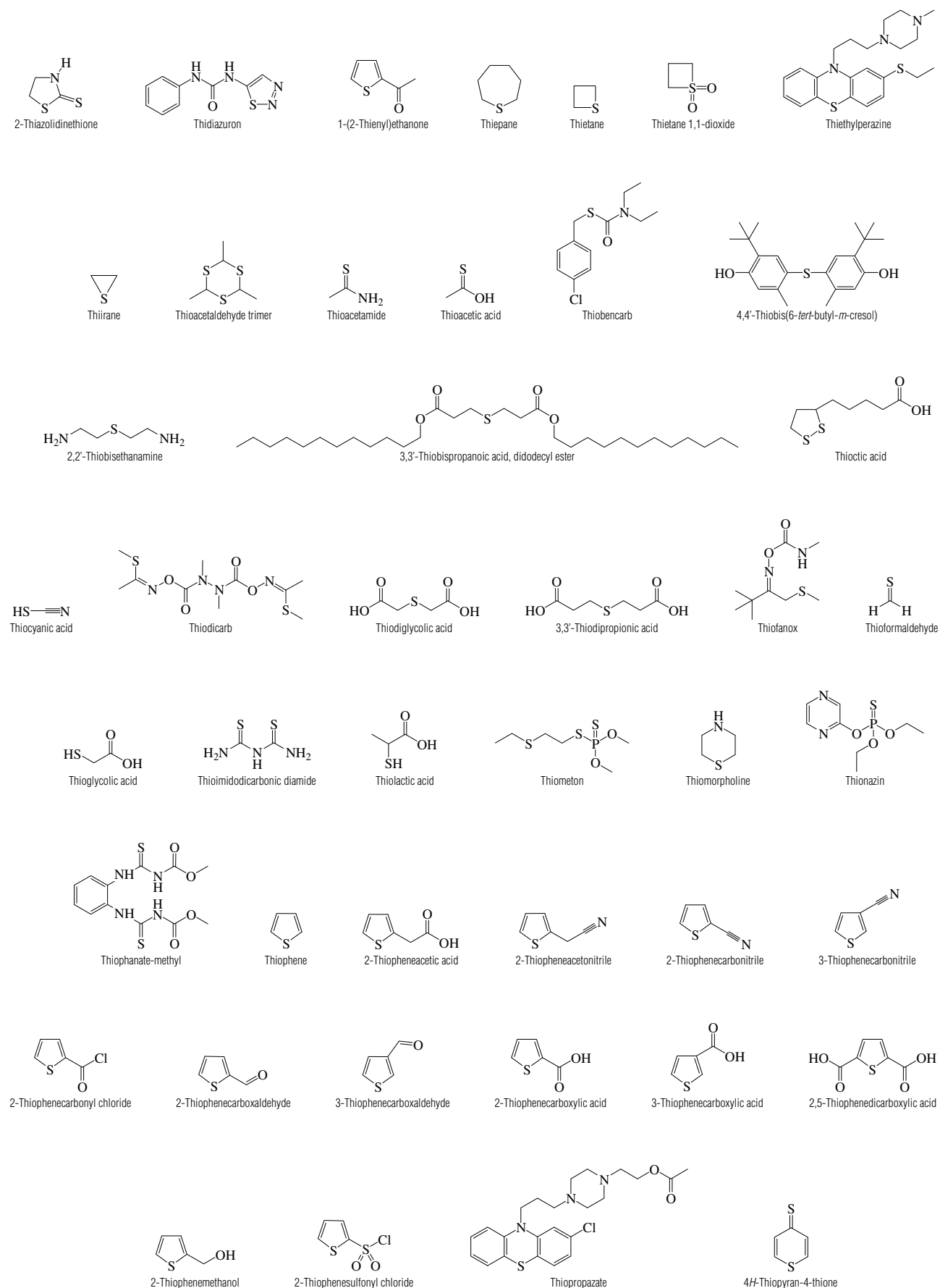
No.	Name	Synonym	Mol. Form.	CAS RN	Mol. Wt.	Physical Form	mp/°C	bp/°C	den/ g cm ⁻³	n _D	Solubility
9946	<i>N,N,N',N'</i> -Tetramethyl-1,2-ethanediamine	1,2-Dimethylaminoethane	C ₆ H ₁₆ N ₂	110-18-9	116.204	liq	-55	121	0.777 ²⁵	1.4179 ²⁰	
9947	Tetramethylgermane	Germanium tetramethyl	C ₄ H ₁₂ Ge	865-52-1	132.78			32 ⁵⁰⁰	1.006		
9948	1,1,3,3-Tetramethylguanidine		C ₂ H ₁₃ N ₃	80-70-6	115.177						s ctc
9949	2,2,6,6-Tetramethyl-3,5-heptanedione	Dipivaloylmethane	C ₁₁ H ₂₀ O ₂	1118-71-4	184.276			93 ²⁵ , 72 ⁵	0.883 ²⁵	1.4589 ²⁰	sl ctc
9950	3,7,11,15-Tetramethylhexadecanoic acid	Phytanic acid	C ₂₀ H ₄₀ O ₂	14721-66-5	312.531		-65				
9951	3,7,11,15-Tetramethyl-1-hexadecen-3-ol	Isophytol	C ₂₀ H ₄₀ O	505-32-8	296.531	oil		108 ⁰⁰¹	0.8519 ²⁰	1.4571 ²⁰	vs bz, eth, EtOH
9952	2,2,3,3-Tetramethylhexane		C ₁₀ H ₂₂	13475-81-5	142.282	liq	-54	160.3	0.7609 ²⁵	1.4282 ²⁰	
9953	2,2,5,5-Tetramethylhexane		C ₁₀ H ₂₂	1071-81-4	142.282	liq	-12.6	137.4	0.7148 ²⁵	1.4055 ²⁰	
9954	3,3,4,4-Tetramethylhexane		C ₁₀ H ₂₂	5171-84-6	142.282			170.0	0.7789 ²⁵	1.4368 ²⁰	
9955	<i>N,N,N',N'</i> -Tetramethyl-1,6-hexanediamine		C ₁₀ H ₂₄ N ₂	111-18-2	172.311			209.5	0.806 ²⁵	1.4359 ²⁰	
9956	Tetramethyl lead		C ₄ H ₁₂ Pb	75-74-1	267.3	liq	-30.2	110	1.995 ²⁰		
9957	<i>N,N,N',N'</i> -Tetramethylmethanediamine		C ₅ H ₁₄ N ₂	51-80-9	102.178			83	0.7491 ¹⁸		s H ₂ O
9958	Tetramethyloxirane		C ₆ H ₁₂ O	5076-20-0	100.158			90.4	0.8156 ¹⁶	1.3984 ¹⁶	s H ₂ O
9959	2,6,10,14-Tetramethylpentadecane	Pristane	C ₁₉ H ₄₀	1921-70-6	268.521			296	0.7791 ²⁵	1.4370 ²⁵	vs bz, eth, chl, peth
9960	2,2,3,3-Tetramethylpentane		C ₉ H ₂₀	7154-79-2	128.255	liq	-9.75	140.2	0.7530 ²⁵	1.4236 ²⁰	
9961	2,2,3,4-Tetramethylpentane		C ₉ H ₂₀	1186-53-4	128.255	liq	-121.0	133.0	0.7389 ²⁰	1.4147 ²⁰	
9962	2,2,4,4-Tetramethylpentane	Di- <i>tert</i> -butylmethane	C ₉ H ₂₀	1070-87-7	128.255	liq	-66.54	122.29	0.7195 ²⁰	1.4069 ²⁰	i H ₂ O; vs EtOH, bz
9963	2,3,3,4-Tetramethylpentane		C ₉ H ₂₀	16747-38-9	128.255	liq	-102.1	141.5	0.7547 ²⁰	1.4222 ²⁰	
9964	2,2,4,4-Tetramethyl-3-pentanol		C ₉ H ₂₀ O	14609-79-1	144.254		52	165.5			
9965	2,3,4,5-Tetramethylphenol	Prehnitenol	C ₁₀ H ₁₄ O	488-70-0	150.217	nd (lig, aq al)	85.3	266			sl H ₂ O, lig; vs EtOH, eth
9966	2,3,4,6-Tetramethylphenol		C ₁₀ H ₁₄ O	3238-38-8	150.217	cry (peth)	80.5	240			s EtOH
9967	2,3,5,6-Tetramethylphenol		C ₁₀ H ₁₄ O	527-35-5	150.217	nd (lig), pr (al)	118.5	247			s chl, peth, HOAc
9968	2,2,6,6-Tetramethyl-4-piperidinamine		C ₉ H ₂₀ N ₂	36768-62-4	156.268		17	188.5	0.912 ²⁵	1.4706 ²⁰	
9969	2,2,6,6-Tetramethylpiperidine	Norpempidine	C ₉ H ₁₉ N	768-66-1	141.254		28	156	0.8367 ¹⁶	1.4455 ²⁰	vs eth
9970	2,2,6,6-Tetramethyl-4-piperidinone		C ₉ H ₁₇ NO	826-36-8	155.237	orth pl (eth-w) nd (eth)	36	205			s H ₂ O, EtOH, eth; sl chl
9971	<i>N,N,N',N'</i> -Tetramethyl-1,3-propanediamine		C ₇ H ₁₈ N ₂	110-95-2	130.231			144	0.7837 ¹⁸		msc H ₂ O, EtOH, eth
9972	Tetramethylpyrazine		C ₈ H ₁₂ N ₂	1124-11-4	136.194	cry (w)	86	190			
9973	Tetramethylsilane	TMS	C ₄ H ₁₂ Si	75-76-3	88.224	vol liq or gas	-99.06	26.6	0.648 ¹⁹	1.3587 ²⁰	i H ₂ O; vs EtOH, eth; i sulf
9974	Tetramethyl silicate	Methyl silicate	C ₄ H ₁₂ O ₂ Si	681-84-5	152.222	liq	-1.0	121	1.0232 ²⁰	1.3683 ²⁰	vs EtOH
9975	Tetramethylstannane		C ₄ H ₁₂ Sn	594-27-4	178.848	liq	-55.1	78	1.314 ²⁵	1.4386	i H ₂ O; s ctc, CS ₂
9976	Tetramethylsuccinonitrile	Tetramethylbutanedinitrile	C ₈ H ₁₂ N ₂	3333-52-6	136.194	mcl pl, lf, pr (dil al)	170.5		1.070 ²⁵		s EtOH
9977	2,4,6,8-Tetramethyl-2,4,6,8-tetraphenylcyclotetrasiloxane		C ₂₈ H ₃₂ O ₄ Si ₄	77-63-4	544.894	cry (HOAc)	99	237 ¹¹⁵	1.1183 ²⁰	1.5461 ²⁰	i H ₂ O; msc ace, hp
9978	Tetramethylthiodicarbonic diamide		C ₆ H ₁₂ N ₂ S ₃	97-74-5	208.367		109.5		1.37 ²⁵		i H ₂ O; s EtOH, ace, bz, chl; sl eth
9979	Tetramethylthiourea		C ₆ H ₁₂ N ₂ S	2782-91-4	132.227		79.3	245			s H ₂ O, EtOH, chl; sl eth
9980	Tetramethylurea		C ₆ H ₁₂ N ₂ O	632-22-4	116.161	liq	-0.6	176.5	0.9687 ²⁰	1.4496 ²³	sl EtOH, eth, ctc
9981	Tetranitromethane		CN ₄ O ₈	509-14-8	196.033		13.8	126.1	1.6380 ²⁰	1.4384 ²⁰	i H ₂ O; s EtOH, eth
9982	2,4,8,10-Tetraoxaspiro[5.5]undecane		C ₇ H ₁₂ O ₄	126-54-5	160.168		48.3	147 ²³ , 68 ¹			vs H ₂ O, ace, eth, EtOH
9983	2,5,8,11-Tetraoxatridecan-13-ol		C ₉ H ₂₀ O ₅	23783-42-8	208.252			164 ¹¹	0.987 ²⁵	1.4453 ²⁰	
9984	Tetraphenoxysilane		C ₂₄ H ₂₀ O ₄ Si	1174-72-7	400.500		49	417; 236 ¹	1.1412 ⁶⁰		
9985	1,1,4,4-Tetraphenyl-1,3-butadiene		C ₂₈ H ₂₂	1450-63-1	358.475		203.5				s EtOH, bz, chl, HOAc
9986	2,3,4,5-Tetraphenyl-2,4-cyclopentadien-1-one		C ₂₉ H ₂₀ O	479-33-4	384.468	blk-viol lf (HOAc, xyl)	222.3				s EtOH, bz, xyl, HOAc
9987	1,1,2,2-Tetraphenylethane		C ₂₆ H ₂₂	632-50-8	334.453	cry (bz), orth nd (chl)	214.5	360			sl EtOH; s bz, HOAc
9988	1,1,2,2-Tetraphenyl-1,2-ethanediol	Benzopinacol	C ₂₆ H ₂₂ O ₂	464-72-2	366.452	pr (bz), cry (ace)	182				i H ₂ O, peth; sl EtOH; s eth, ace, CS ₂
9989	1,1,2,2-Tetraphenylethane		C ₂₆ H ₂₀	632-51-9	332.437	mcl or orth (bz-eth or chl-al)	225	420	1.155 ⁰		i H ₂ O; sl EtOH, chl, eth; vs bz
9990	Tetraphenylgermane	Germanium tetraphenyl	C ₂₄ H ₂₀ Ge	1048-05-1	381.06		229.0				



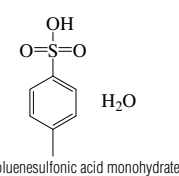
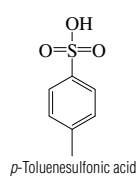
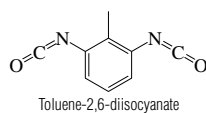
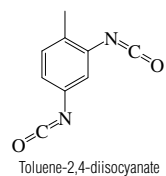
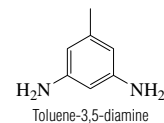
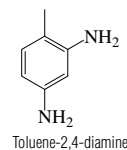
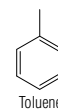
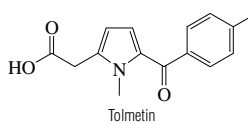
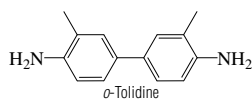
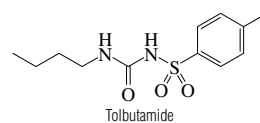
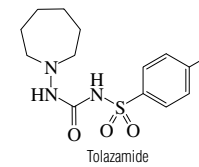
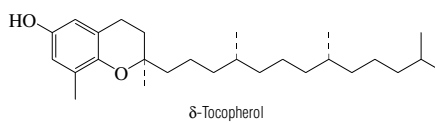
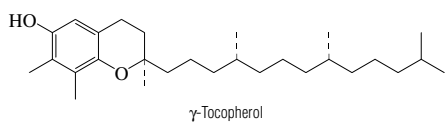
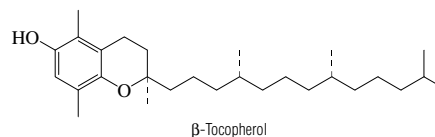
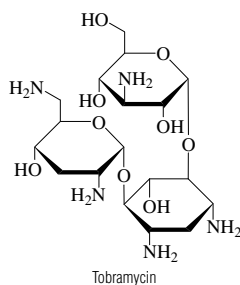
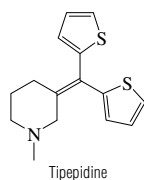
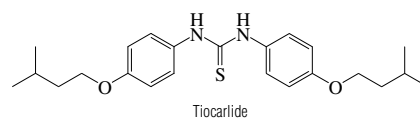
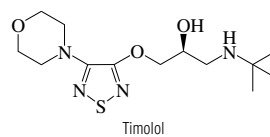
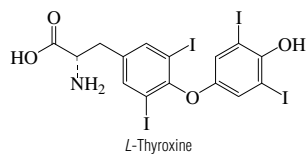
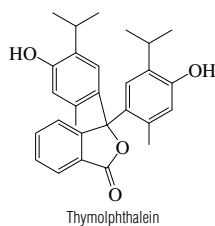
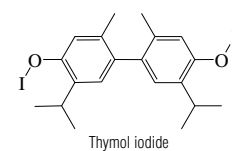
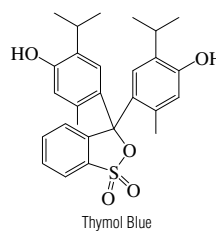
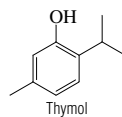
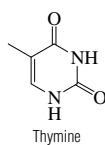
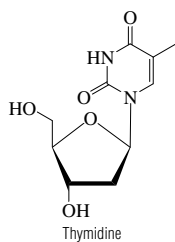
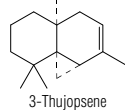
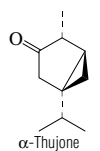
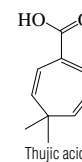
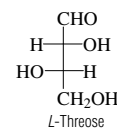
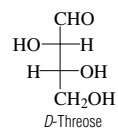
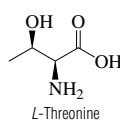
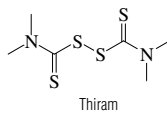
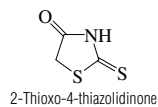
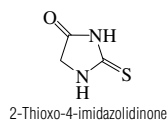
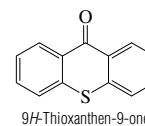
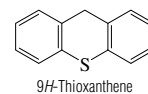
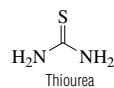
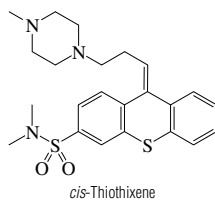
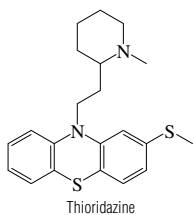
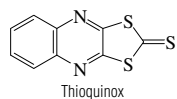
No.	Name	Synonym	Mol. Form.	CAS RN	Mol. Wt.	Physical Form	mp/°C	bp/°C	den/ g cm ⁻³	n _D	Solubility
9991	Tetraphenylmethane		C ₂₅ H ₂₀	630-76-2	320.427	orth nd (bz, sub)	282	431			i H ₂ O, EtOH, eth, lig, HOAc; s bz, tol
9992	5,6,11,12-Tetraphenyl-naphthacene	Rubrene	C ₄₂ H ₂₈	517-51-1	532.671	oran-red (bz-lig)	332.5				i H ₂ O; sl EtOH, eth, ace, py; s bz
9993	Tetraphenylplumbane		C ₂₄ H ₂₀ Pb	595-89-1	515.6		228.3	126 ¹³	1.5298 ²⁰		s chl
9994	Tetraphenylsilane		C ₂₄ H ₂₀ Si	1048-08-4	336.502		236.5	228 ³	1.078 ²⁰		s ctc, CS ₂
9995	Tetraphenylstannane		C ₂₄ H ₂₀ Sn	595-90-4	427.126		228	420			sl chl
9996	Tetrapropoxysilane		C ₁₂ H ₂₈ O ₄ Si	682-01-9	264.434			226	0.9158 ²⁰	1.4012 ²⁰	s ctc, CS ₂
9997	Tetrapropylammonium bromide	<i>N,N,N</i> -Tripropyl-1-propanaminium bromide	C ₁₂ H ₂₈ BrN	1941-30-6	266.261		252				vs H ₂ O, chl
9998	Tetrapropylammonium iodide		C ₁₂ H ₂₈ IN	631-40-3	313.261	orth bipym	280 dec		1.3138 ²⁵		vs H ₂ O, chl; s EtOH, HOAc; sl eth
9999	Tetrapropylstannane		C ₁₂ H ₂₈ Sn	2176-98-9	291.060	liq	-109.1	228	1.1065 ²⁰	1.4745 ²⁰	
10000	Tetrapropyl thiodiphosphate	Aspon	C ₁₂ H ₂₈ O ₉ P ₂ S ₂	3244-90-4	378.425	amber liq		104 ^{9,1}	1.12 ²⁵	1.4710 ²¹	sl H ₂ O, peth
10001	Tetrapropyl titanate	1-Propanol, titanium(4+) salt	C ₁₂ H ₂₈ O ₄ Ti	3087-37-4	284.215			206 ¹⁰⁰			sl EtOH
10002	Tetrasodium EDTA	Edetate sodium	C ₁₀ H ₁₂ N ₂ Na ₄ O ₈	64-02-8	380.169	amorp pow	300 (dihydrate)				sl EtOH
10003	Tetratetracontane		C ₄₄ H ₉₀	7098-22-8	619.186		85.6				
10004	Tetraacontane		C ₃₄ H ₇₀	14167-59-0	478.920	pl (eth)	72.5	285.4 ³	0.7728 ⁹⁰	1.4296 ⁹⁰	
10005	Tetravinylsilane		C ₈ H ₁₂ Si	1112-55-6	136.267			130.2	0.7999 ²⁰	1.4625 ²⁰	
10006	2,4,6,8-Tetravinyl-2,4,6,8-tetramethylcyclotetrasiloxane		C ₁₂ H ₂₄ O ₄ Si ₄	2554-06-5	344.659	liq	-43.5	224; 111 ¹²	0.9875 ²⁰		s ctc, CS ₂
10007	1,2,4,5-Tetrazine	<i>sym</i> -Tetrazine	C ₂ H ₂ N ₄	290-96-0	82.064	dk red pr	99	sub			s H ₂ O, EtOH, eth, sulf
10008	1 <i>H</i> -Tetrazol-5-amine		CH ₃ N ₃	4418-61-5	85.069		204 dec				
10009	1 <i>H</i> -Tetrazole		CH ₂ N ₄	288-94-8	70.054	pl (al)	157.3	sub	1.4060 ²⁰		sl H ₂ O
10010	Tetrodotoxin		C ₁₁ H ₁₇ N ₃ O ₈	4368-28-9	319.268	cry	225 dec				sl H ₂ O, eth, EtOH; s dil HOAc
10011	Thalidomide	2-(2,6-Dioxo-3-piperidinyl)-1 <i>H</i> -isoindole-1,3(2 <i>H</i>)-dione	C ₁₃ H ₁₀ N ₂ O ₄	50-35-1	258.229	nd	270				vs py, diox
10012	Thallium(I) ethanolate	Thalious ethoxide	C ₂ H ₅ OTl	20398-06-5	249.443	cloudy liq	-3	dec 130	3.49		dec H ₂ O
10013	Thebaine		C ₁₉ H ₂₁ NO ₃	115-37-7	311.375	pl (eth), pr (dil al)	193	sub 91	1.305 ²⁰		i H ₂ O; vs EtOH, chl; sl eth; s bz
10014	Thebainone		C ₁₈ H ₂₁ NO ₃	467-98-1	299.365	nd or pr (al)	151.5				sl H ₂ O, EtOH, eth; s ace, bz, AcOEt
10015	Thenaldine	1-Methyl- <i>N</i> -phenyl- <i>N</i> -(2-thienylmethyl)-4-piperidinamine	C ₁₇ H ₂₂ N ₂ S	86-12-4	286.435		96	159 ^{0,2}			
10016	Thenyldiamine		C ₁₄ H ₁₈ N ₂ S	91-79-2	261.386			170 ¹		1.5915 ²⁰	
10017	Theobromine		C ₇ H ₈ N ₄ O ₂	83-67-0	180.165	orth or mcl nd (w)	357	sub 290			sl H ₂ O, EtOH; i eth, bz, ctc, lig, chl
10018	Theophylline	3,7-Dihydro-1,3-dimethyl-1 <i>H</i> -purine-2,6-dione	C ₇ H ₈ N ₄ O ₂	58-55-9	180.165	nd or pl (w+1)	273				s H ₂ O; sl EtOH, eth, chl
10019	Thiabenzazole	1 <i>H</i> -Benzimidazole, 2-(4-thiazolyl)-	C ₁₀ H ₇ N ₃ S	148-79-8	201.248			sub 305			
10020	Thiacetazone		C ₁₀ H ₁₂ N ₄ OS	104-06-3	236.293		225 dec				i H ₂ O, os, CS ₂
10021	Thiacyclohexane		C ₆ H ₁₀ S	1613-51-0	102.198		19	141.8	0.9861 ²⁰	1.5067 ²⁰	i H ₂ O; s EtOH, eth, ace, bz
10022	1,2,5-Thiadiazole	Piazthiole	C ₂ H ₂ N ₂ S	288-39-1	86.115	liq	-50.1	94	1.268 ²⁵	1.5150 ²⁵	
10023	1,3,4-Thiadiazole		C ₂ H ₂ N ₂ S	289-06-5	86.115	cry (sub)	42.5	204			
10024	1,3,4-Thiadiazolidine-2,5-dithione		C ₂ H ₂ N ₂ S ₃	1072-71-5	150.245	ye cry (MeOH)	168				s H ₂ O
10025	Thiamine chloride		C ₁₂ H ₁₇ ClN ₄ OS	59-43-8	300.807	cry	164				s H ₂ O
10026	Thiamine hydrochloride		C ₁₂ H ₁₈ Cl ₂ N ₄ OS	67-03-8	337.268	mcl pl	248 dec				vs H ₂ O; sl EtOH; i eth, bz, chl
10027	Thiamine <i>O</i> -phosphate, chloride		C ₁₂ H ₁₈ ClN ₄ O ₄ PS	532-40-1	380.787		200				
10028	Thianthrene		C ₁₂ H ₆ S ₂	92-85-3	216.322	mcl pr or pl (al)	159.3	365	1.4420 ²⁰		i H ₂ O; sl EtOH; s eth, bz, CS ₂
10029	2-Thiazolamine	2-Aminothiazole	C ₃ H ₄ N ₂ S	96-50-4	100.142	ye pl (al)	93	140 ¹¹			sl H ₂ O, EtOH, eth, chl; vs dil HCl
10030	Thiazole		C ₃ H ₃ NS	288-47-1	85.128		-33.62	118	1.1998 ¹⁷	1.5969 ²⁰	sl H ₂ O; s EtOH, eth, ace
10031	Thiazolidine		C ₃ H ₇ NS	504-78-9	89.160			164.5	1.131 ²⁵	1.551 ²⁰	msc H ₂ O; s EtOH, ctc; vs eth, ace
10032	4-Thiazolidinecarboxylic acid	Timonacic	C ₄ H ₇ NO ₂ S	444-27-9	133.170	cry (w)	196.5				vs H ₂ O
10033	2,4-Thiazolidinedione		C ₃ H ₃ NO ₂ S	2295-31-0	117.127	pl (w), pr (al)	128	179 ¹⁹			vs eth



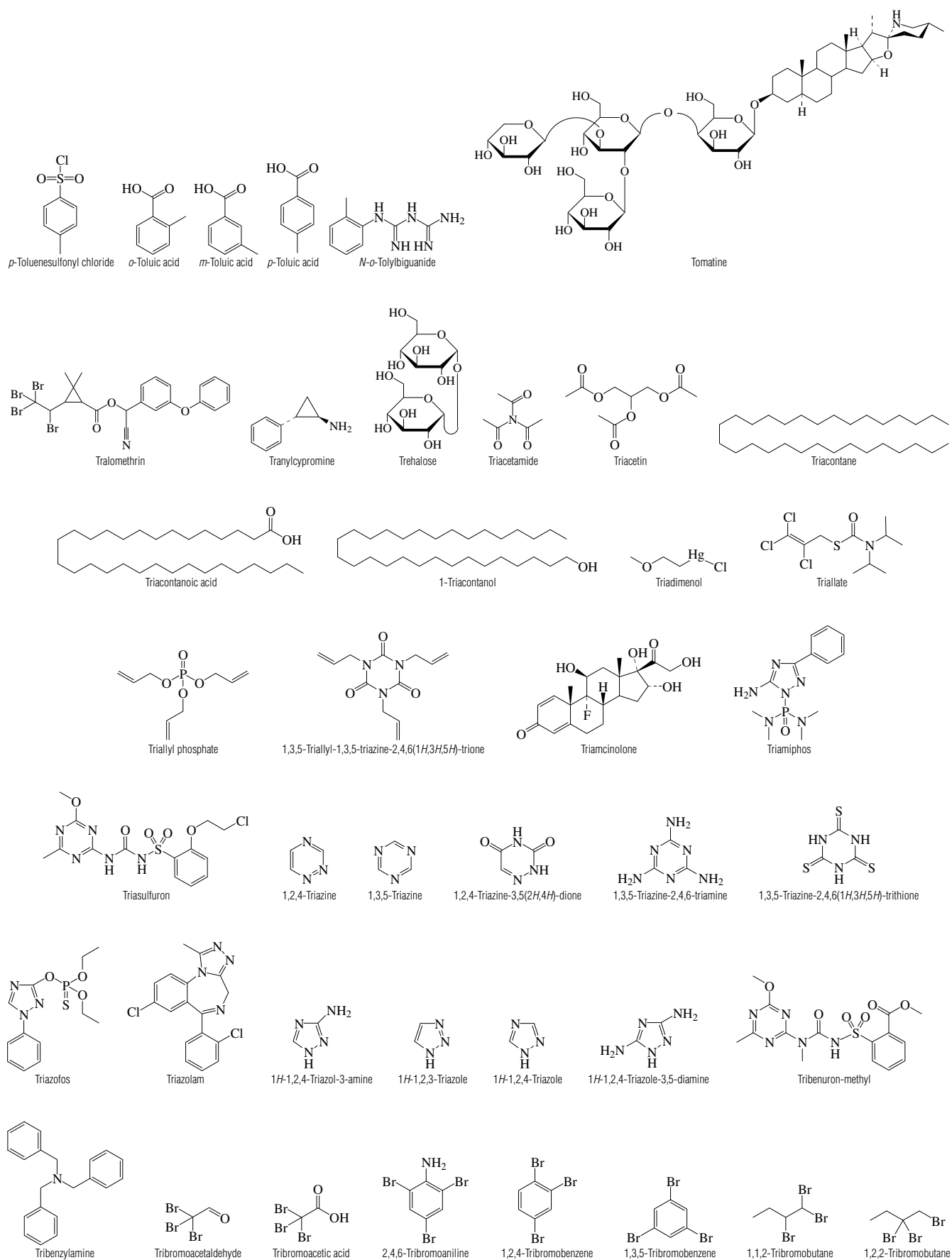
No.	Name	Synonym	Mol. Form.	CAS RN	Mol. Wt.	Physical Form	mp/°C	bp/°C	den/ g cm ⁻³	n _D	Solubility
10034	2-Thiazolidinethione		C ₃ H ₅ NS ₂	96-53-7	119.209	nd (w, MeOH)	107.3				s H ₂ O, bz, chl; sl EtOH; i eth, CS ₂
10035	Thidiazuron	<i>N</i> -Phenyl- <i>N'</i> -1,2,3-thiadiazol-5-yl-urea	C ₉ H ₈ N ₄ OS	51707-55-2	220.251		211 dec				
10036	1-(2-Thienyl)ethanone		C ₈ H ₆ OS	88-15-3	126.176		10.5	213.5	1.1679 ²⁰	1.5667 ²⁰	sl H ₂ O; msc EtOH, eth; s ctc
10037	Thiepane	Hexamethylene sulfide	C ₆ H ₁₂ S	4753-80-4	116.224	liq	0.5	173.5	0.991 ²⁰	1.5044 ¹⁸	i H ₂ O; s eth, ace, chl
10038	Thietane	Trimethylene sulfide	C ₃ H ₆ S	287-27-4	74.145	liq	-73.24	95.0	1.0200 ²⁰	1.5102 ²⁰	i H ₂ O; vs EtOH, bz; s ace
10039	Thietane 1,1-dioxide	Trimethylene sulfone	C ₃ H ₆ O ₂ S	5687-92-3	106.144		75.5	91.2 ¹⁴		1.5156 ²⁰	s H ₂ O, EtOH; sl eth, peth
10040	Thiethylperazine		C ₂₂ H ₂₉ N ₃ S ₂	1420-55-9	399.615	cry	63	227 ^{0.01}			sl ace
10041	Thiirane	Ethylene sulfide	C ₂ H ₄ S	420-12-2	60.118		-109	dec 57	1.0130 ²⁰	1.4935 ²⁰	sl EtOH, eth; s ace, chl
10042	Thioacetaldehyde trimer	2,4,6-Trimethyl-1,3,5-trithiane	C ₆ H ₁₂ S ₃	2765-04-0	180.354	α-mcl pl; β-nd (ace)	101	246.5			i H ₂ O; s EtOH, eth, ace; vs bz, chl
10043	Thioacetamide	Ethanethioamide	C ₂ H ₅ NS	62-55-5	75.133			115.5			vs H ₂ O, EtOH; sl eth, bz; s DMSO
10044	Thioacetic acid		C ₂ H ₄ OS	507-09-5	76.117	ye fuming liq	<-17	93; 26 ³⁵	1.064 ²⁰	1.4648 ²⁰	s H ₂ O, chl; vs EtOH, ace; msc eth
10045	Thiobencarb		C ₁₂ H ₁₆ ClNOS	28249-77-6	257.779		1.7	127 ^{0.008}	1.16 ²⁰		
10046	4,4'-Thiobis(6- <i>tert</i> -butyl- <i>m</i> -cresol)	Bis(5- <i>tert</i> -butyl-4-hydroxy-2-methylphenyl) sulfide	C ₂₂ H ₃₀ O ₂ S	96-69-5	358.537	cry	163				
10047	2,2'-Thiobisethanamine	Bis(2-aminoethyl) sulfide	C ₄ H ₁₂ N ₂ S	871-76-1	120.216	ye cry		232; 119 ¹⁷			
10048	3,3'-Thiobispropanoic acid, didodecyl ester	Didodecyl thiobispropanoate	C ₃₀ H ₅₈ O ₄ S	123-28-4	514.845		39				
10049	Thioctic acid	1,2-Dithiolane-3-pentanoic acid	C ₈ H ₁₄ O ₂ S ₂	62-46-4	206.326	ye nd	61	162			i H ₂ O
10050	Thiocyanic acid		CHNS	463-56-9	59.091		dec 0				vs H ₂ O; s os
10051	Thiodicarb		C ₁₀ H ₁₈ N ₄ O ₄ S ₃	59669-26-0	354.470		173		1.4 ²⁰		
10052	Thiodiglycolic acid	Thiodiacetic acid	C ₄ H ₆ O ₄ S	123-93-3	150.154	cry (w)	129				sl H ₂ O; vs EtOH; s bz
10053	3,3'-Thiodipropionic acid		C ₈ H ₁₀ O ₄ S	111-17-1	178.206	cry wh pow	129				vs H ₂ O, EtOH
10054	Thiofanox		C ₉ H ₁₈ N ₂ O ₂ S	39196-18-4	218.316		57				
10055	Thioformaldehyde	Methanethial	CH ₂ S	865-36-1	46.092	unstab gas					
10056	Thioglycolic acid		C ₂ H ₄ O ₂ S	68-11-1	92.117		-16.5	120 ²⁰	1.3253 ²⁰	1.5080 ²⁰	msc H ₂ O, EtOH, eth; sl chl
10057	Thioimidodicarbonic diamide	2,4-Dithiobiuret	C ₂ H ₄ N ₂ S ₂	541-53-7	135.211	mcl cry	181 dec				vs ace
10058	Thiolactic acid		C ₃ H ₆ O ₂ S	71563-86-5	106.144		12	106 ¹⁵	1.1938 ²⁰	1.4810 ²⁰	s H ₂ O, EtOH, eth; sl chl
10059	Thiometon		C ₈ H ₁₅ O ₂ PS ₃	640-15-3	246.351	oil		110 ^{0.1} , 77 ^{0.01}	1.209 ²⁰		sl H ₂ O; s os
10060	Thiomorpholine	Thiamorpholine	C ₄ H ₈ NS	123-90-0	103.186			175; 110 ¹⁰⁰	1.0882 ²⁰	1.5386 ²⁰	vs H ₂ O, ace, eth, EtOH
10061	Thionazin	Phosphorothioic acid, <i>O,O</i> -diethyl <i>O</i> -pyrazinyl ester	C ₈ H ₁₃ N ₂ O ₃ PS	297-97-2	248.239	liq	-0.9	80			
10062	Thiophanate-methyl		C ₁₂ H ₁₄ N ₄ O ₄ S ₂	23564-05-8	342.394		172 dec				
10063	Thiophene	Thiofuran	C ₄ H ₄ S	110-02-1	84.140	liq	-38.21	84.0	1.0649 ²⁰	1.5289 ²⁰	msc EtOH, eth, ace, bz, ctc, diox, py; sl chl
10064	2-Thiopheneacetic acid		C ₆ H ₆ O ₂ S	1918-77-0	142.176	cry (w)	76				vs H ₂ O, eth, EtOH
10065	2-Thiopheneacetonitrile		C ₆ H ₅ NS	20893-30-5	123.176			120 ²³	1.155 ²⁵	1.5425 ²⁰	
10066	2-Thiophenecarbonitrile	2-Cyanothiophene	C ₅ H ₃ NS	1003-31-2	109.150			192	1.172 ²⁵	1.5629 ²⁰	s chl
10067	3-Thiophenecarbonitrile	3-Cyanothiophene	C ₅ H ₃ NS	1641-09-4	109.150	oil		204; 85 ¹⁵			
10068	2-Thiophenecarbonyl chloride		C ₅ H ₄ ClOS	5271-67-0	146.595			280			
10069	2-Thiophenecarboxaldehyde		C ₅ H ₄ OS	98-03-3	112.150	pa ye liq		197; 85 ¹⁶	1.2127 ²¹	1.5920 ²⁰	i H ₂ O; vs EtOH; s eth; sl chl
10070	3-Thiophenecarboxaldehyde	3-Formylthiophene	C ₅ H ₄ OS	498-62-4	112.150			86.7 ²⁰		1.5855 ²⁰	i H ₂ O; vs EtOH, eth
10071	2-Thiophenecarboxylic acid	2-Carboxythiophene	C ₅ H ₄ O ₂ S	527-72-0	128.150	nd (w)	129.5	dec 260			vs H ₂ O, EtOH, eth; s chl; sl peth
10072	3-Thiophenecarboxylic acid	3-Thenoic acid	C ₅ H ₄ O ₂ S	88-13-1	128.150		138				s H ₂ O
10073	2,5-Thiophenedicarboxylic acid	2,5-Dicarboxythiophene	C ₆ H ₄ O ₄ S	4282-31-9	172.159		359	sub 150			sl H ₂ O; s EtOH, eth
10074	2-Thiophenemethanol		C ₅ H ₆ OS	636-72-6	114.166			207; 86 ¹⁰	1.2053 ¹⁶	1.5280 ²⁰	s EtOH, ace
10075	2-Thiophenesulfonyl chloride		C ₆ H ₄ ClO ₂ S ₂	16629-19-9	182.649		28	100 ⁶			s eth
10076	Thiopropazate		C ₂₃ H ₂₈ ClN ₃ O ₂ S	84-06-0	446.005			216 ^{0.1}			
10077	4 <i>H</i> -Thiopyran-4-thione		C ₅ H ₆ S ₂	1120-94-1	128.216		47				



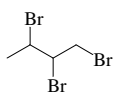
No.	Name	Synonym	Mol. Form.	CAS RN	Mol. Wt.	Physical Form	mp/°C	bp/°C	den/ g cm ⁻³	n _D	Solubility
10078	Thioquinox		C ₉ H ₄ N ₂ S ₃	93-75-4	236.336	br-ye pow	180				i H ₂ O; sl ace, EtOH, peth
10079	Thioridazine		C ₁₂ H ₂₆ N ₂ S ₂	50-52-2	262.477	cry	73	230 ^{0.02}			sl ace
10080	<i>cis</i> -Thiothixene		C ₂₃ H ₂₈ N ₂ O ₂ S ₂	3313-26-6	443.625	cry	148				
10081	Thiourea	Thiocarbamide	CH ₄ N ₂ S	62-56-6	76.121	orth (al)	178		1.405 ²⁵		s H ₂ O, EtOH; i eth
10082	9 <i>H</i> -Thioxanthene	Dibenzothiapyran	C ₁₃ H ₁₀ S	261-31-4	198.283	nd (al-chl)	128.5	341			s chl
10083	9 <i>H</i> -Thioxanthen-9-one	Thioxanthone	C ₁₃ H ₈ O	492-22-8	212.267	ye nd (chl)	209	373			i H ₂ O, peth; sl EtOH; s bz, chl, CS ₂
10084	2-Thioxo-4-imidazolidinone	2-Thiohydantoin	C ₃ H ₄ N ₂ OS	503-87-7	116.141	wh nd (w)	230 dec				vs H ₂ O, EtOH; s eth, alk
10085	2-Thioxo-4-thiazolidinone	Rhodanine	C ₃ H ₃ NOS ₂	141-84-4	133.192	lt ye pr (al, w)	170		0.868 ²⁵		sl H ₂ O, DMSO; vs EtOH, eth
10086	Thiram		C ₆ H ₁₂ N ₂ S ₄	137-26-8	240.432	wh or ye mcl (chl-al)	155.6	129 ²⁰			vs chl
10087	<i>L</i> -Threonine	2-Amino-3-hydroxybutanoic acid, [<i>R</i> -(<i>R</i> *, <i>S</i> *)]	C ₄ H ₉ NO ₃	72-19-5	119.119		256 dec				s H ₂ O; i EtOH, eth, chl
10088	<i>D</i> -Threose		C ₄ H ₈ O ₄	95-43-2	120.105	hyg-syr or nd (w)	129				vs H ₂ O
10089	<i>L</i> -Threose		C ₄ H ₈ O ₄	95-44-3	120.105						vs H ₂ O
10090	Thujic acid	5,5-Dimethyl-1,3,6-cycloheptatriene-1-carboxylic acid	C ₁₀ H ₁₂ O ₂	499-89-8	164.201	cry (peth)	88.5				
10091	α -Thujone	4-Methyl-1-(1-methylethyl)-bicyclo[3.1.0]hexan-3-one, (/)	C ₁₀ H ₁₆ O	546-80-5	152.233			201.2	0.9109 ²⁵	1.4490 ¹⁵	i H ₂ O; s EtOH
10092	3-Thujopsene	Widdrene	C ₁₅ H ₂₄	470-40-6	204.352	liq		122 ¹²	0.932 ²⁴	1.5031 ²⁵	
10093	Thymidine	Thymine 2-desoxyriboside	C ₁₀ H ₁₄ N ₂ O ₅	50-89-5	242.228	nd (AcOEt)	186.5				s H ₂ O, EtOH, ace, py, HOAc; sl chl
10094	Thymine		C ₈ H ₈ N ₂ O ₂	65-71-4	126.114		316				sl H ₂ O, EtOH, eth, DMSO
10095	Thymol	2-Isopropyl-5-methylphenol	C ₁₀ H ₁₄ O	89-83-8	150.217		49.5	232.5	0.970 ²⁵	1.5227 ²⁰	i H ₂ O; vs EtOH, eth, chl, AcOEt
10096	Thymol Blue		C ₂₇ H ₃₀ O ₅ S	76-61-9	466.589	grn-red (al, eth)	222 dec				sl H ₂ O, ace, bz; s EtOH, HOAc, PhNH ₂
10097	Thymol iodide		C ₂₀ H ₂₄ I ₂ O ₂	552-22-7	550.213	amorp					i H ₂ O; s eth; vs EtOH
10098	Thymolphthalein		C ₂₈ H ₃₀ O ₄	125-20-2	430.536	pr or nd (al)	253				i H ₂ O; s EtOH, eth, ace; sl DMSO
10099	<i>L</i> -Thyroxine		C ₁₅ H ₁₁ I ₄ NO ₄	51-48-9	776.871	nd	235				sl H ₂ O; i EtOH, bz
10100	Timolol		C ₁₃ H ₂₄ N ₄ O ₃ S	26839-75-8	316.420	oil					
10101	Tiocarlide		C ₂₃ H ₃₂ N ₂ O ₂ S	910-86-1	400.577		146				
10102	Tipepidine	3-(Di-2-thienylmethylene)-1-methylpiperidine	C ₁₅ H ₁₇ NS ₂	5169-78-8	275.433	ye cry	65	181 ^{4.5}			
10103	Tobramycin		C ₁₈ H ₃₇ N ₅ O ₃	32986-56-4	467.516	cry					s H ₂ O
10104	β -Tocopherol	5,8-Dimethyltolcol	C ₂₈ H ₄₈ O ₂	148-03-8	416.680	pa ye visc oil		205 ^{0.1}			vs ace, eth, EtOH, chl
10105	γ -Tocopherol	7,8-Dimethyltolcol	C ₂₈ H ₄₈ O ₂	7616-22-0	416.680	pa ye visc oil	-1.5	205 ^{0.1}			i H ₂ O; msc EtOH, eth, ace, chl
10106	δ -Tocopherol	8-Methyltolcol	C ₂₇ H ₄₆ O ₂	119-13-1	402.653	pa ye visc oil		150 ^{0.001}			i H ₂ O; vs EtOH, eth, ace, chl
10107	Tolazamide		C ₁₄ H ₂₁ N ₃ O ₃ S	1156-19-0	311.400	cry	172				
10108	Tolbutamide	<i>N</i> -(Butylamino)carbonyl-4-methylbenzenesulfonamide	C ₁₂ H ₁₈ N ₂ O ₃ S	64-77-7	270.347	orth cry	128.5		1.245 ²⁵		sl H ₂ O; s EtOH, eth, chl
10109	<i>o</i> -Tolidine	3,3'-Dimethylbenzidine	C ₁₄ H ₁₆ N ₂	119-93-7	212.290	wh-red lf (EtOH aq)	131				sl H ₂ O, chl; vs EtOH, eth
10110	Tolmetin		C ₁₅ H ₁₅ NO ₃	26171-23-3	257.285	cry (MeCN)	156 dec				
10111	Toluene	Methylbenzene	C ₇ H ₈	108-88-3	92.139	liq	-94.95	110.63	0.8668 ²⁰	1.4961 ²⁰	i H ₂ O; msc EtOH, eth; s ace, CS ₂
10112	Toluene-2,4-diamine	4-Methyl-1,3-benzenediamine	C ₇ H ₁₀ N ₂	95-80-7	122.167	nd (w), cry (al)	99	292			vs H ₂ O, EtOH, eth, bz; s chl
10113	Toluene-3,5-diamine	5-Methyl-1,3-benzenediamine	C ₇ H ₁₀ N ₂	108-71-4	122.167	oil		284			
10114	Toluene-2,4-diisocyanate		C ₈ H ₈ N ₂ O ₂	584-84-9	174.156		20.5	251	1.2244 ²⁰		vs ace, bz, eth
10115	Toluene-2,6-diisocyanate		C ₈ H ₈ N ₂ O ₂	91-08-7	174.156		18.3				dec H ₂ O; s ace, bz
10116	<i>p</i> -Toluenesulfonic acid		C ₇ H ₆ O ₃ S	104-15-4	172.202	hyg pl (w+1) mcl lf or pl	104.5	140 ²⁰			vs H ₂ O; s EtOH, eth
10117	<i>p</i> -Toluenesulfonic acid monohydrate	4-Methylbenzenesulfonic acid, monohydrate	C ₇ H ₁₀ O ₄ S	6192-52-5	190.217		105.3				s H ₂ O



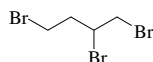
No.	Name	Synonym	Mol. Form.	CAS RN	Mol. Wt.	Physical Form	mp/°C	bp/°C	den/ g cm ⁻³	n _D	Solubility
10118	<i>p</i> -Toluenesulfonyl chloride		C ₇ H ₇ ClO ₂ S	98-59-9	190.648	tcl (eth, peth)	71	145 ¹⁵			i H ₂ O; s EtOH, eth, chl; vs bz
10119	<i>o</i> -Toluic acid		C ₈ H ₈ O ₂	118-90-1	136.149	pr or nd (w)	103.5	259	1.062 ¹¹⁵	1.512 ¹¹⁵	i H ₂ O; vs EtOH, eth; s chl
10120	<i>m</i> -Toluic acid		C ₈ H ₈ O ₂	99-04-7	136.149		109.9		1.054 ¹¹²	1.509	sl H ₂ O, chl; vs EtOH, eth
10121	<i>p</i> -Toluic acid		C ₈ H ₈ O ₂	99-94-5	136.149		179.6				i H ₂ O; vs EtOH, eth, MeOH; sl tfa
10122	<i>N</i> - <i>o</i> -Tolylbiguanide	<i>N</i> -(2-Methylphenyl)imidodicarbonimidic diamide	C ₉ H ₁₃ N ₅	93-69-6	191.233	nd or pl (w+1)	145.0				sl H ₂ O; vs EtOH, ace; i bz, chl, eth
10123	Tomatine		C ₅₀ H ₈₃ NO ₂₁	17406-45-0	1034.188	nd (MeOH)	270				vs EtOH, diox
10124	Tralomethrin		C ₂₂ H ₁₉ Br ₄ NO ₃	66841-25-6	665.007	oran-ye solid					
10125	Tranlylcypromine	2-Phenylcyclopropylamine	C ₉ H ₁₁ N	155-09-9	133.190	cry	44	127 ³²			
10126	Trehalose		C ₁₂ H ₂₂ O ₁₁	99-20-7	342.296	orth cry	203		1.58 ²⁴		vs H ₂ O; s EtOH; i eth, bz
10127	Triacetamide		C ₆ H ₉ NO ₃	641-06-5	143.140	nd (eth)	79				vs eth
10128	Triacetin	Glycerol triacetate	C ₉ H ₁₄ O ₆	102-76-1	218.203	col oily liq	-78	259	1.1583 ²⁰	1.4301 ²⁰	sl H ₂ O; msc EtOH, eth, bz; vs ace
10129	Triacotane		C ₃₀ H ₆₂	638-68-6	422.813	orth (eth, bz)	65.1	449.7	0.8097 ²⁰	1.4352 ¹⁰	i H ₂ O; sl EtOH; s eth; vs bz
10130	Triacotanoic acid		C ₃₀ H ₆₀ O ₂	506-50-3	452.796	sc, nd (al, ace)	93.6			1.4323 ¹⁰⁰	vs bz, CS ₂ , chl
10131	1-Triacotanol	Myricyl alcohol	C ₃₀ H ₆₂ O	593-50-0	438.812	nd (eth), pl (bz)	88		0.777 ⁹⁵		vs bz, eth, EtOH
10132	Triadimenol	Mercury, chloro(2-methoxyethyl)-	C ₃ H ₇ ClHgO	123-88-6	295.13	cry	115				i H ₂ O; s EtOH, ace
10133	Triallate		C ₁₀ H ₁₆ Cl ₃ NOS	2303-17-5	304.664		29	1170 ⁰⁰⁰³	1.273 ²⁵		
10134	Triallyl phosphate		C ₉ H ₁₅ O ₄ P	1623-19-4	218.186		-50	108 ⁷	1.0815 ²⁰		sl chl
10135	1,3,5-Triallyl-1,3,5-triazine-2,4,6-(1 <i>H</i> ,3 <i>H</i> ,5 <i>H</i>)-trione		C ₁₂ H ₁₅ N ₃ O ₃	1025-15-6	249.265		20.5	149 ⁴ , 105 ⁰⁵	1.1590 ²⁰		
10136	Triamcinolone	Fluoxiprednisolone	C ₂₁ H ₂₇ FO ₆	124-94-7	394.433	cry	270				
10137	Triamphos		C ₁₂ H ₁₉ N ₆ OP	1031-47-6	294.292	cry (EtOH aq)	167				sl H ₂ O; s os
10138	Triasulfuron		C ₁₄ H ₁₆ ClN ₅ O ₅ S	82097-50-5	401.826		186				
10139	1,2,4-Triazine		C ₃ H ₃ N ₃	290-38-0	81.076	pa ye oil	16.5	157		1.5149 ²⁵	
10140	1,3,5-Triazine		C ₃ H ₃ N ₃	290-87-9	81.076		80.3	114	1.38 ²⁵		s EtOH, eth
10141	1,2,4-Triazine-3,5-(2 <i>H</i> ,4 <i>H</i>)-dione		C ₃ H ₃ N ₃ O ₂	461-89-2	113.075		276.8				
10142	1,3,5-Triazine-2,4,6-triamine	Melamine	C ₃ H ₆ N ₆	108-78-1	126.120	mcl pr (w)	345 dec	sub	1.573 ¹⁶	1.872 ²⁰	sl H ₂ O, EtOH; i eth
10143	1,3,5-Triazine-2,4,6-(1 <i>H</i> ,3 <i>H</i> ,5 <i>H</i>)-trithione	Triithiocyanuric acid	C ₃ H ₃ N ₃ S ₃	638-16-4	177.271	ye pr	>300	100 ²²			
10144	Triazofos		C ₁₂ H ₁₆ N ₃ O ₃ PS	24017-47-8	313.312	ye-br oil	5		1.2514 ²⁰		i H ₂ O; s os
10145	Triazolam		C ₁₇ H ₁₂ Cl ₂ N ₄	28911-01-5	343.210	tan cry (2-PrOH)	234				
10146	1 <i>H</i> -1,2,4-Triazol-3-amine	Amitrole	C ₂ H ₄ N ₄	61-82-5	84.080	cry (w, al)	159				vs H ₂ O, EtOH; i eth, ace; s chl; sl AcOEt
10147	1 <i>H</i> -1,2,3-Triazole		C ₂ H ₃ N ₃	288-36-8	69.065	hyg cry	23	204	1.1861 ²⁵	1.4854 ²⁵	s H ₂ O; s eth, ace; i lig
10148	1 <i>H</i> -1,2,4-Triazole	Pyrrrodiazole	C ₂ H ₃ N ₃	288-88-0	69.065	nd (bz/EtOH)	120.5	260 dec			s H ₂ O, EtOH
10149	1 <i>H</i> -1,2,4-Triazole-3,5-diamine		C ₂ H ₄ N ₄	1455-77-2	99.095		211.5				s H ₂ O, EtOH; i eth, bz
10150	Tribenuron-methyl		C ₁₅ H ₁₇ N ₅ O ₆ S	101200-48-0	395.391	solid	141				
10151	Tribenzylamine	<i>N,N</i> -Bis(phenylmethyl)benzenemethanamine	C ₂₁ H ₂₁ N	620-40-6	287.399	pl (eth), mcl (al)	91.5	385	0.9912 ⁹⁵		sl H ₂ O, EtOH; s eth, ctc
10152	Tribromoacetaldehyde	Bromal	C ₂ HBr ₃ O	115-17-3	280.740			174	2.6649 ²⁵	1.5939 ²⁰	vs ace, eth, EtOH
10153	Tribromoacetic acid		C ₂ HBr ₃ O ₂	75-96-7	296.740	mcl	132	dec 245			s H ₂ O, EtOH, eth
10154	2,4,6-Tribromoaniline		C ₆ H ₃ Br ₃ N	147-82-0	329.815	nd (al, bz)	122	300	2.35 ²⁰		i H ₂ O; sl EtOH; s eth, chl
10155	1,2,4-Tribromobenzene		C ₆ H ₃ Br ₃	615-54-3	314.800		44.5	275			i H ₂ O; s EtOH; vs eth, ace; sl bz
10156	1,3,5-Tribromobenzene		C ₆ H ₃ Br ₃	626-39-1	314.800	nd or pr (al)	122.8	271			i H ₂ O; sl EtOH; s eth, bz, chl
10157	1,1,2-Tribromobutane		C ₄ H ₇ Br ₃	3675-68-1	294.811			216.2	2.1835 ²⁰	1.5626 ¹⁷	vs eth, EtOH, chl
10158	1,2,2-Tribromobutane		C ₄ H ₇ Br ₃	3675-69-2	294.811			213.8	2.1692 ²⁰	1.568 ²⁰	vs eth, EtOH, chl



No.	Name	Synonym	Mol. Form.	CAS RN	Mol. Wt.	Physical Form	mp/°C	bp/°C	den/ g cm ⁻³	n _D	Solubility
10159	1,2,3-Tribromobutane		C ₄ H ₇ Br ₃	632-05-3	294.811	liq	-19	220	2.1907 ²⁰	1.5680 ²⁰	vs eth, EtOH, chl
10160	1,2,4-Tribromobutane		C ₄ H ₇ Br ₃	38300-67-3	294.811	liq	-18	215	2.170 ²⁰	1.5608 ²⁰	vs eth, EtOH, chl
10161	2,2,3-Tribromobutane		C ₄ H ₇ Br ₃	62127-47-3	294.811		0.9	206	2.1723 ²⁰	1.5602 ²⁰	i H ₂ O; s EtOH, eth, chl; sl ctc
10162	Tribromochloromethane		CBBr ₂ Cl	594-15-0	287.176	lf (eth)	55	158.5	2.71 ¹⁵		vs eth
10163	1,1,2-Tribromoethane		C ₂ H ₃ Br ₃	78-74-0	266.757	liq	-29.3	188.93	2.6210 ²⁰	1.5933 ²⁰	i H ₂ O; s EtOH, eth, bz, ctc
10164	2,2,2-Tribromoethanol		C ₂ H ₃ Br ₃ O	75-80-9	282.756	nd or pr (peth)	81	92 ¹⁰			vs bz, eth, EtOH
10165	Tribromoethene		C ₂ HBr ₃	598-16-3	264.741			164	2.708 ²⁰	1.6045 ¹⁶	sl H ₂ O; vs EtOH; s eth, ace, chl
10166	Tribromofluoromethane		CBBr ₂ F	353-54-8	270.721	liq	-73.6	108			i H ₂ O; s EtOH
10167	Tribromomethane	Bromoform	CHBr ₃	75-25-2	252.731		8.69	149.1	2.8788 ²⁵	1.5948 ²⁵	sl H ₂ O; msc EtOH, eth; s bz, lig, chl
10168	1,3,5-Tribromo-2-methoxybenzene		C ₇ H ₅ Br ₃ O	607-99-8	344.826	nd (al)	88	298	2.491 ²⁵		sl H ₂ O, EtOH; vs ace, bz; s ctc
10169	2,4,6-Tribromo-3-methylphenol	2,4,6-Tribromo- <i>m</i> -cresol	C ₇ H ₅ Br ₃ O	4619-74-3	344.826		84				s EtOH, eth, bz, HOAc; sl chl, peth
10170	1,1,1-Tribromo-2-methyl-2-propanol	1,1,1-Tribromo- <i>tert</i> -butyl alcohol	C ₄ H ₇ Br ₃ O	76-08-4	310.810	nd (lig) cry (dil al)	169	sub			sl H ₂ O, chl; s EtOH, eth
10171	Tribromonitromethane		CBBr ₂ NO ₂	464-10-8	297.729	pr	10	127 ¹⁸	2.811 ¹²	1.5790 ²⁰	i H ₂ O; s EtOH, eth; vs ace, bz
10172	2,4,6-Tribromophenol		C ₆ H ₃ Br ₃ O	118-79-6	330.799	nd (al), pr (bz)	95.5	286	2.55 ²⁰		i H ₂ O; vs EtOH; s eth, bz, HOAc, chl
10173	1,1,2-Tribromopropane		C ₃ H ₅ Br ₃	14602-62-1	280.784			200.5	2.3547 ²⁰	1.5790 ²⁰	i H ₂ O; s EtOH, chl, HOAc; vs eth
10174	1,2,2-Tribromopropane		C ₃ H ₅ Br ₃	14476-30-3	280.784			190.5	2.2984 ²⁰	1.5670 ²⁰	vs eth, EtOH, chl
10175	1,2,3-Tribromopropane		C ₃ H ₅ Br ₃	96-11-7	280.784		16.9	222.1	2.4208 ²⁰	1.5862 ²⁰	i H ₂ O; vs EtOH, eth; sl ctc
10176	2,3,5-Tribromothiophene		C ₄ HBr ₃ S	3141-24-0	320.828	nd (al)	29	260			s chl
10177	Tribromotrimethyldialuminum	Methyl aluminum sesquibromide	C ₃ H ₉ Al ₂ Br ₃	12263-85-3	338.778	hyg col liq		110 ⁵⁰			
10178	Tributyl 2-(acetyloxy)-1,2,3-propanetricarboxylate		C ₂₀ H ₃₄ O ₆	77-90-7	402.479			173 ¹			sl chl
10179	Tributyl aluminate	1-Butanol, aluminum salt	C ₁₂ H ₂₇ AlO ₃	3085-30-1	246.322			260 ⁵			
10180	Tributylaluminum		C ₁₂ H ₂₇ Al	1116-70-7	198.324			102 ²			
10181	Tributylamine	<i>N,N</i> -Dibutyl-1-butanamine	C ₁₂ H ₂₇ N	102-82-9	185.349	liq	-70	216.5	0.7770 ²⁰	1.4299 ²⁰	sl H ₂ O, ctc; vs EtOH, eth; s ace, bz
10182	Tributyl borate		C ₁₂ H ₂₇ BO ₃	688-74-4	230.151	oil	<-70	234	0.8567 ²⁰	1.4106 ¹⁸	s EtOH, bz; vs eth, MeOH
10183	Tributylfluorostannane	Tributyltin fluoride	C ₁₂ H ₂₇ FSn	1983-10-4	309.050	nd	≈260	sub >200			
10184	2,4,6-Tri- <i>tert</i> -butylphenol		C ₁₈ H ₃₀ O	732-26-3	262.430	cry (al, peth)	131	278	0.864 ²⁷		i H ₂ O, alk; s EtOH, ace, ctc
10185	Tributyl phosphate		C ₁₂ H ₂₇ O ₄ P	126-73-8	266.313			289	0.9727 ²⁵	1.4224 ²⁵	s H ₂ O, eth, bz, CS ₂ ; msc EtOH
10186	Tributylphosphine		C ₁₂ H ₂₇ P	998-40-3	202.316			240; 150 ⁵⁰	0.812 ²⁵	1.4619 ²⁰	
10187	Tributyl phosphite	Tributoxyphosphine	C ₁₂ H ₂₇ O ₃ P	102-85-2	250.314			137 ²⁶ , 122 ¹²	0.9259 ²⁰	1.4321 ¹⁹	s EtOH; sl ctc; vs eth
10188	<i>S,S,S</i> -Tributyl phosphorotriothioate	<i>S,S,S</i> -Tributyl trithiophosphate	C ₁₂ H ₂₇ OPS ₃	78-48-8	314.510		<-25	150 ^{0,3}	1.057 ²⁰		
10189	Tributylsilane		C ₁₂ H ₂₆ Si	998-41-4	200.436			221	0.7794 ²⁰	1.4380 ²⁰	
10190	Tributylstannane	Tributyltin hydride	C ₁₂ H ₂₆ Sn	688-73-3	291.060	liq		113 ⁸ , 76 ^{0,7}	1.103 ²⁰		
10191	Tributyryl	Butanoic acid, 1,2,3-propanetriyl ester	C ₁₅ H ₂₆ O ₆	60-01-5	302.363	liq	-75	307.5	1.0350 ²⁰	1.4359 ²⁰	i H ₂ O; s EtOH, ace, bz; sl ctc; vs eth
10192	Tricalcium citrate	Calcium citrate	C ₁₂ H ₁₀ Ca ₃ O ₁₄	813-94-5	498.433	cry (w)	≈100 dec (hyd)				sl H ₂ O; i EtOH
10193	Trichlorfon		C ₄ H ₈ Cl ₃ O ₄ P	52-68-6	257.437		77	100 ^{0,1}	1.73 ²⁰		
10194	Trichloroacetaldehyde	Chloral	C ₂ HCl ₃ O	75-87-6	147.387	liq	-57.5	97.8	1.512 ²⁰	1.4580 ²⁰	vs H ₂ O; s EtOH, eth
10195	2,2,2-Trichloroacetamide		C ₂ H ₂ Cl ₃ NO	594-65-0	162.402		142	240			sl H ₂ O; vs EtOH, eth
10196	Trichloroacetic acid		C ₂ HCl ₃ O ₂	76-03-9	163.387	hyg cry	59.2	196.5	1.6126 ⁶⁴	1.4603 ⁶¹	vs H ₂ O; s EtOH, eth; sl ctc
10197	Trichloroacetic anhydride		C ₄ Cl ₆ O ₃	4124-31-6	308.759			dec 223; 139 ⁵⁰	1.6908 ²⁰		vs eth, HOAc
10198	Trichloroacetoneitrile		C ₂ Cl ₃ N	545-06-2	144.387	liq	-42	85.7	1.4403 ²⁵	1.4409 ²⁰	i H ₂ O
10199	Trichloroacetyl chloride		C ₂ Cl ₃ O	76-02-8	181.832			117.9	1.6202 ²⁰	1.4695 ²⁰	msc eth
10200	2,3,4-Trichloroaniline		C ₆ H ₃ Cl ₃ N	634-67-3	196.462	nd (lig)	73	292			vs EtOH



1,2,3-Tribromobutane



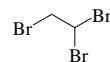
1,2,4-Tribromobutane



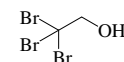
2,2,3-Tribromobutane



Tribromochloromethane



1,1,2-Tribromoethane



2,2,2-Tribromoethanol



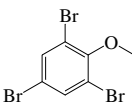
Tribromoethene



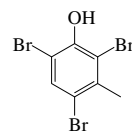
Tribromofluoromethane



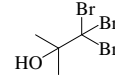
Tribromomethane



1,3,5-Tribromo-2-methoxybenzene



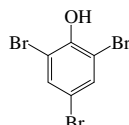
2,4,6-Tribromo-3-methylphenol



1,1,1-Tribromo-2-methyl-2-propanol



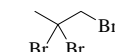
Tribromonitromethane



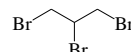
2,4,6-Tribromophenol



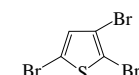
1,1,2-Tribromopropane



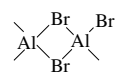
1,2,2-Tribromopropane



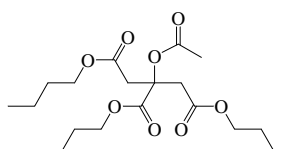
1,2,3-Tribromopropane



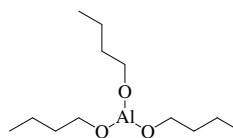
2,3,5-Tribromothiophene



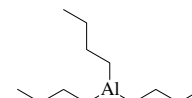
Tribromotrimethyldialuminum



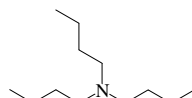
Tributyl 2-(acetyloxy)-1,2,3-propanetricarboxylate



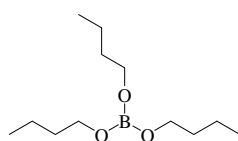
Tributyl aluminate



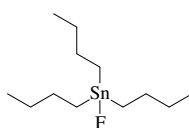
Tributylaluminum



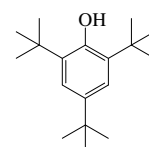
Tributylamine



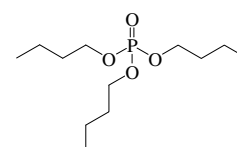
Tributyl borate



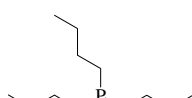
Tributylfluorostannane



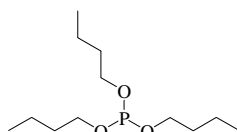
2,4,6-Tri-tert-butylphenol



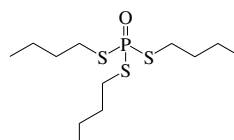
Tributyl phosphate



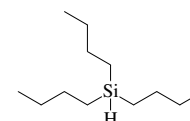
Tributylphosphine



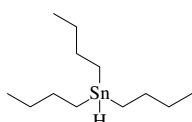
Tributyl phosphite



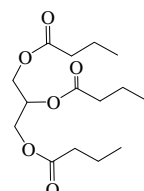
S,S,S-Tributyl phosphorotriothioate



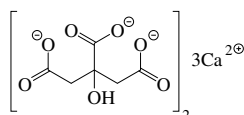
Tributylsilane



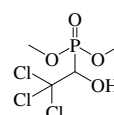
Tributylstannane



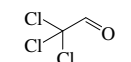
Tributyrin



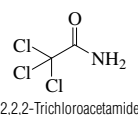
Tricalcium citrate



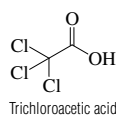
Trichlorfon



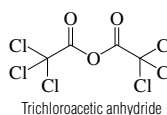
Trichloroacetaldehyde



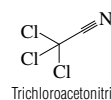
2,2,2-Trichloroacetamide



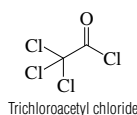
Trichloroacetic acid



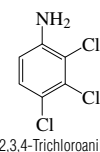
Trichloroacetic anhydride



Trichloroacetonitrile

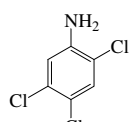


Trichloroacetyl chloride

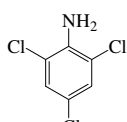


2,3,4-Trichloroaniline

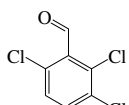
No.	Name	Synonym	Mol. Form.	CAS RN	Mol. Wt.	Physical Form	mp/°C	bp/°C	den/ g cm ⁻³	n _D	Solubility
10201	2,4,5-Trichloroaniline		C ₆ H ₃ Cl ₃ N	636-30-6	196.462	nd (lig)	96.5	270			s EtOH, eth; vs CS ₂ ; sl lig
10202	2,4,6-Trichloroaniline		C ₆ H ₃ Cl ₃ N	634-93-5	196.462	cry (al), nd (lig or peth)	78.5	262			i H ₂ O; s EtOH, eth, chl; vs CS ₂
10203	2,3,6-Trichlorobenzaldehyde		C ₇ H ₃ Cl ₃ O	4659-47-6	209.457	nd (lig)	87.3				vs ace, bz, eth
10204	1,2,3-Trichlorobenzene		C ₆ H ₃ Cl ₃	87-61-6	181.447	pl (al)	51.3	218.5	1.4533 ²⁵		i H ₂ O; sl EtOH, chl; vs eth, bz
10205	1,2,4-Trichlorobenzene		C ₆ H ₃ Cl ₃	120-82-1	181.447	orth	16.92	213.5	1.459 ²⁵	1.5717 ²⁰	i H ₂ O; sl EtOH, chl; vs eth
10206	1,3,5-Trichlorobenzene		C ₆ H ₃ Cl ₃	108-70-3	181.447	nd	62.8	208			i H ₂ O; sl EtOH; vs eth, bz; s chl
10207	2,3,6-Trichlorobenzeneacetic acid	Chlorfenac	C ₈ H ₉ Cl ₃ O ₂	85-34-7	239.484			161			
10208	3,4,5-Trichloro-1,2-benzenediol		C ₆ H ₃ Cl ₃ O ₂	56961-20-7	213.446	(i) pr (HOAc) (ii) pr (bz)	115(form a); 134(form b)				sl H ₂ O; vs eth, EtOH, HOAc
10209	2,3,6-Trichlorobenzoic acid		C ₇ H ₃ Cl ₃ O ₂	50-31-7	225.457			124.5			sl H ₂ O; s eth
10210	2,4,5-Trichlorobiphenyl		C ₁₂ H ₇ Cl ₃	15862-07-4	257.543	cry	78.5				i H ₂ O
10211	2,4,6-Trichlorobiphenyl		C ₁₂ H ₇ Cl ₃	35693-92-6	257.543	cry (EtOH aq)	62.5	172 ¹⁵			i H ₂ O
10212	1,1,1-Trichloro-2,2-bis(4-chlorophenyl)ethane	Dichlorodiphenyltrichloroethane (DDT)	C ₁₄ H ₉ Cl ₅	50-29-3	354.486	nd (al)	108.5	260; 186 ⁰⁰⁵			i H ₂ O; sl EtOH; vs eth, ace, bz, py
10213	2,2,3-Trichlorobutanal	2,2,3-Trichlorobutyraldehyde	C ₄ H ₅ Cl ₃ O	76-36-8	175.441			164	1.3956 ²⁰	1.4755 ²⁰	vs H ₂ O, eth, EtOH
10214	2,3,4-Trichloro-1-butene		C ₄ H ₅ Cl ₃	2431-50-7	159.442			60 ²⁰ , 40 ¹⁰	1.3430 ²⁰	1.4944 ²⁰	vs ace, chl
10215	3,4,4'-Trichlorocarbaniilide	Triclocarban	C ₁₃ H ₉ Cl ₃ N ₂ O	101-20-2	315.581	fine pl	256				
10216	1,2,4-Trichloro-5-(chloromethyl)benzene		C ₇ H ₇ Cl ₄	3955-26-8	229.919			273	1.547 ²⁰		vs ace, eth, EtOH
10217	Trichloro(chloromethyl)silane	(Chloromethyl)trichlorosilane	CH ₂ Cl ₃ Si	1558-25-4	183.925			118	1.4650 ²⁰	1.4555 ²⁰	
10218	Trichloro(4-chlorophenyl)silane		C ₆ H ₄ Cl ₄ Si	825-94-5	245.994			233; 116 ²⁰	1.4062 ²⁰	1.5418 ²⁰	
10219	Trichloro(3-chloropropyl)silane		C ₃ H ₆ Cl ₄ Si	2550-06-3	211.978			181.5	1.3590 ²⁰	1.4668 ²⁰	
10220	Trichloro(dichloromethyl)silane	(Dichloromethyl)trichlorosilane	CHCl ₂ Si	1558-24-3	218.370			145	1.5518 ²⁰	1.4714 ²⁰	
10221	1,1,1-Trichloro-2,2-difluoroethane		C ₂ HCl ₃ F ₂	354-12-1	169.385			73			
10222	1,2,2-Trichloro-1,1-difluoroethane		C ₂ HCl ₂ F ₂	354-21-2	169.385		-140	71.9	1.5447 ²⁰	1.3889 ²⁰	
10223	1,2,2-Trichloro-1,2-difluoroethane		C ₂ HCl ₂ F ₂	354-15-4	169.385		-174	72.5			
10224	2,4,6-Trichloro-3,5-dimethylphenol		C ₈ H ₇ Cl ₃ O	6972-47-0	225.500	ye nd (peth)	175				i H ₂ O; s chl; vs peth
10225	1,1,1-Trichloro-2,2-diphenylethane		C ₁₄ H ₁₁ Cl ₃	2971-22-4	285.596		65				s EtOH; sl chl
10226	Trichlorododecylsilane	Dodecyltrichlorosilane	C ₁₂ H ₂₅ Cl ₃ Si	4484-72-4	303.772			155 ¹⁰		1.4581 ²⁰	
10227	1,1,1-Trichloro-3,4-epoxybutane	(2,2,2-Trichloroethyl)oxirane	C ₄ H ₅ Cl ₃ O	3083-25-8	175.441	liq		110 ¹⁰⁰			
10228	1,1,1-Trichloroethane	Methyl chloroform	C ₂ H ₃ Cl ₃	71-55-6	133.404	liq	-30.01	74.09	1.3390 ²⁰	1.4379 ²⁰	sl H ₂ O; s EtOH, chl; msc eth
10229	1,1,2-Trichloroethane	Vinyl trichloride	C ₂ H ₃ Cl ₃	79-00-5	133.404	liq	-36.3	113.8	1.4397 ²⁰	1.4714 ²⁰	i H ₂ O; s EtOH, eth, chl
10230	2,2,2-Trichloroethanol		C ₂ H ₃ Cl ₃ O	115-20-8	149.403	hyg orth tab or pl	19	152; 52 ¹¹		1.4861 ²⁰	sl H ₂ O, ctc; msc EtOH, eth; s alk
10231	Trichloroethene	Trichloroethylene	C ₂ HCl ₃	79-01-6	131.388	liq	-84.7	87.21	1.4642 ²⁰	1.4773 ²⁰	sl H ₂ O, ctc; msc EtOH, eth; s ace
10232	2,2,2-Trichloro-1-ethoxyethanol	Chloral alcoholate	C ₄ H ₇ Cl ₃ O ₂	515-83-3	193.457		56.5	115.5	1.143 ⁴⁰		s H ₂ O, EtOH, eth
10233	Trichloroethoxysilane		C ₂ H ₅ Cl ₃ OSi	1825-82-7	179.505	liq	-135	101.9	1.2274 ²⁰	1.4045 ²⁰	vs EtOH
10234	2,2,2-Trichloroethyl-β-D-glucopyranosiduronic acid	Urochloralic acid	C ₈ H ₁₁ Cl ₃ O ₇	97-25-6	325.528	nd	142				vs H ₂ O, EtOH
10235	Trichloroethylsilane	Ethyltrichlorosilane	C ₂ H ₅ Cl ₃ Si	115-21-9	163.506	liq	-105.6	100.5	1.2373 ²⁰	1.4256 ²⁰	s ctc
10236	1,1,1-Trichloro-2-fluoroethane	Refrigerant 131b	C ₂ H ₂ Cl ₃ F	2366-36-1	151.394	liq		86.5			
10237	1,1,2-Trichloro-1-fluoroethane	Refrigerant 131a	C ₂ H ₂ Cl ₃ F	811-95-0	151.394		-104.7	88.0	1.492 ²⁰		
10238	1,1,2-Trichloro-2-fluoroethane		C ₂ H ₂ Cl ₃ F	359-28-4	151.394			102.4	1.5393 ²⁰	1.4390 ²⁰	i H ₂ O
10239	Trichlorofluoromethane	Refrigerant 11	CCl ₃ F	75-69-4	137.368	vol liq or gas	-110.44	23.7			i H ₂ O
10240	2,2,3-Trichloro-1,1,1,3,4,4,4-heptafluorobutane		C ₄ Cl ₃ F ₇	335-44-4	287.391		2.0	98	1.7484 ²⁰	1.3530 ²⁰	
10241	Trichlorohexylsilane	Hexyltrichlorosilane	C ₆ H ₁₃ Cl ₃ Si	928-65-4	219.612			190	1.1100 ²⁰		dec H ₂ O
10242	N-(2,2,2-Trichloro-1-hydroxyethyl)formamide	Chloral formamide	C ₃ H ₄ Cl ₃ NO ₂	515-82-2	192.429	cry	120				vs ace, eth, EtOH
10243	3,3,3-Trichloro-2-hydroxypropanenitrile	Chlorocyanohydrin	C ₃ H ₂ Cl ₃ NO	513-96-2	174.413	pl (w)	61	dec 217			vs H ₂ O, eth, EtOH
10244	Trichloroisobutylsilane		C ₄ H ₉ Cl ₃ Si	18169-57-8	191.559			143.3	1.154 ²⁰		dec H ₂ O
10245	Trichloromethane	Chloroform	CHCl ₃	67-66-3	119.378	liq	-63.41	61.17	1.4788 ²⁵	1.4459 ²⁰	sl H ₂ O; msc EtOH, eth, bz; s ace, ctc
10246	Trichloromethanesulfonyl chloride	Perchloromethyl mercaptan	CCl ₃ S	594-42-3	185.888	ye oil		149	1.6947 ²⁰	1.5484 ²⁰	s eth



2,4,5-Trichloroaniline



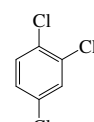
2,4,6-Trichloroaniline



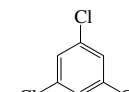
2,3,6-Trichlorobenzaldehyde



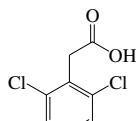
1,2,3-Trichlorobenzene



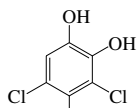
1,2,4-Trichlorobenzene



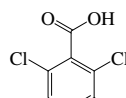
1,3,5-Trichlorobenzene



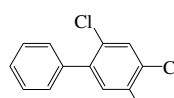
2,3,6-Trichlorobenzeneacetic acid



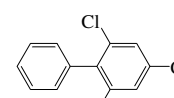
3,4,5-Trichloro-1,2-benzenediol



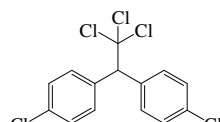
2,3,6-Trichlorobenzoic acid



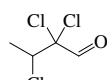
2,4,5-Trichlorobiphenyl



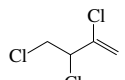
2,4,6-Trichlorobiphenyl



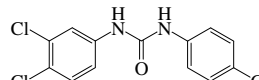
1,1,1-Trichloro-2,2-bis(4-chlorophenyl)ethane



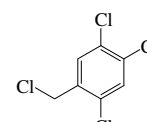
2,2,3-Trichlorobutanal



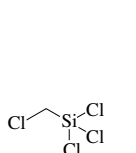
2,3,4-Trichloro-1-butene



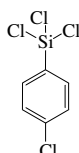
3,4,4'-Trichlorocarbonylurea



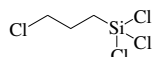
1,2,4-Trichloro-5-(chloromethyl)benzene



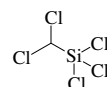
Trichloro(chloromethyl)silane



Trichloro(4-chlorophenyl)silane



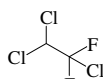
Trichloro(3-chloropropyl)silane



Trichloro(dichloromethyl)silane



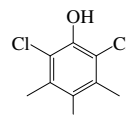
1,1,1-Trichloro-2,2-difluoroethane



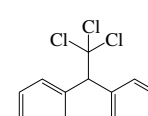
1,2,2-Trichloro-1,1-difluoroethane



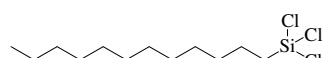
1,2,2-Trichloro-1,2-difluoroethane



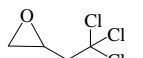
2,4,6-Trichloro-3,5-dimethylphenol



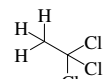
1,1,1-Trichloro-2,2-diphenylethane



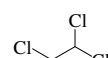
Trichlorododecylsilane



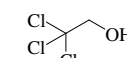
1,1,1-Trichloro-3,4-epoxybutane



1,1,1-Trichloroethane



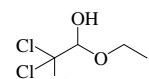
1,1,2-Trichloroethane



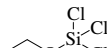
2,2,2-Trichloroethanol



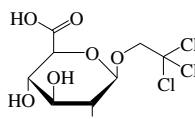
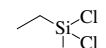
Trichloroethene



2,2,2-Trichloro-1-ethoxyethanol



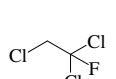
Trichloroethoxysilane

2,2,2-Trichloroethyl- β -D-glucopyranosiduronic acid

Trichloroethylsilane



1,1,1-Trichloro-2-fluoroethane



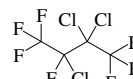
1,1,2-Trichloro-1-fluoroethane



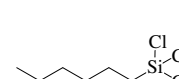
1,1,2-Trichloro-2-fluoroethane



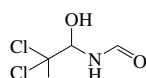
Trichlorofluoromethane



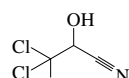
2,2,3-Trichloro-1,1,1,3,4,4,4-heptafluorobutane



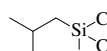
Trichlorohexylsilane



N-(2,2,2-Trichloro-1-hydroxyethyl)formamide



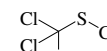
3,3,3-Trichloro-2-hydroxypropanenitrile



Trichloroisobutylsilane

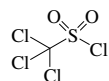


Trichloromethane



Trichloromethanesulfonyl chloride

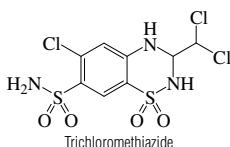
No.	Name	Synonym	Mol. Form.	CAS RN	Mol. Wt.	Physical Form	mp/°C	bp/°C	den/ g cm ⁻³	n _D	Solubility
10247	Trichloromethanesulfonyl chloride		CCl ₃ O ₂ S	2547-61-7	217.887	cry (al-w)	140.5	170			i H ₂ O; s EtOH, eth, CS ₂
10248	Trichloromethanethiol	Trichloromethyl mercaptan	CHCl ₃ S	75-70-7	151.443	oran oil		125 ¹⁵			
10249	Trichloromethiazide		C ₇ H ₂ Cl ₃ N ₂ O ₂ S ₂	133-67-5	380.657		270 dec				sl H ₂ O; s EtOH
10250	1,2,4-Trichloro-5-methoxybenzene		C ₇ H ₅ Cl ₃ O	6130-75-2	211.473	nd (dil al)	77.5	254			vs EtOH, ace
10251	1,3,5-Trichloro-2-methoxybenzene	2,4,6-Trichloroanisole	C ₇ H ₅ Cl ₃ O	87-40-1	211.473	mcl nd (al)	61.5	241	1.640 ²⁵		s EtOH, bz, chl; vs ace
10252	1,2,4-Trichloro-5-methylbenzene	2,4,5-Trichlorotoluene	C ₇ H ₅ Cl ₃	6639-30-1	195.474	nd or lf (al)	82.4	231			i H ₂ O; s EtOH, ace
10253	(Trichloromethyl)benzene	Benzotrichloride	C ₇ H ₅ Cl ₃	98-07-7	195.474	liq	-4.42	221	1.3723 ²⁰	1.5580 ²⁰	i H ₂ O; s EtOH, eth, bz
10254	(Trichloromethyl)oxirane		C ₃ H ₂ Cl ₃ O	3083-23-6	161.414			149; 44 ¹³	1.495 ²⁰	1.4737 ²⁵	vs eth; s chl
10255	2,3,4-Trichloro-6-methylphenol	4,5,6-Trichloro- <i>o</i> -cresol	C ₇ H ₅ Cl ₃ O	551-78-0	211.473	nd (peth)	77				
10256	2,3,6-Trichloro-4-methylphenol	2,3,6-Trichloro- <i>p</i> -cresol	C ₇ H ₅ Cl ₃ O	551-77-9	211.473	nd (HOAc, peth)	66.5				vs EtOH
10257	2,4,6-Trichloro-3-methylphenol	2,4,6-Trichloro- <i>m</i> -cresol	C ₇ H ₅ Cl ₃ O	551-76-8	211.473	nd or pl (w, peth)	46	265			i H ₂ O; vs EtOH, MeOH, chl
10258	1,1,1-Trichloro-2-methyl-2-propanol	1,1,1-Trichloro- <i>tert</i> -butyl alcohol	C ₄ H ₇ Cl ₃ O	57-15-8	177.457	hyg nd (w + 1)	97	167			i H ₂ O; s EtOH, eth, ace, bz, lig, chl
10259	Trichloronate		C ₁₀ H ₁₂ Cl ₃ O ₂ PS	327-98-0	333.599	ye liq		108 ^{0.01}	1.365 ²⁰		
10260	1,2,4-Trichloro-5-nitrobenzene		C ₆ H ₂ Cl ₃ NO ₂	89-69-0	226.445	pr (al), nd (al)	57.5	288	1.790 ²³		i H ₂ O; sl EtOH; s eth, bz, chl, CS ₂
10261	Trichloronitromethane	Chloropicrin	CCl ₃ NO ₂	76-06-2	164.376	liq	-64	112	1.6558 ²⁰	1.4611 ²⁰	s H ₂ O; msc EtOH, ace, bz, MeOH, HOAc
10262	3,4,6-Trichloro-2-nitrophenol		C ₆ H ₃ Cl ₃ NO ₃	82-62-2	242.444	pa ye cry (peth)	92.5				
10263	Trichlorooctadecylsilane	Octadecyltrichlorosilane	C ₁₈ H ₃₇ Cl ₃ Si	112-04-9	387.932			223 ¹⁰	0.984 ²⁵	1.4602 ²⁰	
10264	Trichlorooctylsilane	Octyltrichlorosilane	C ₈ H ₁₇ Cl ₃ Si	5283-66-9	247.666			232		1.4480 ²⁰	dec H ₂ O, EtOH; s ctc
10265	1,2,3-Trichloro-1,1,2,3,3-pentafluoropropane		C ₃ Cl ₃ F ₅	76-17-5	237.383	liq	-72	73.7	1.6631 ²⁰	1.3512 ²⁰	
10266	Trichloropentylsilane	Amyltrichlorosilane	C ₅ H ₁₁ Cl ₃ Si	107-72-2	205.586			172; 60.5 ¹⁵	1.1330 ²⁰	1.4503 ²⁰	
10267	2,3,4-Trichlorophenol		C ₆ H ₃ Cl ₃ O	15950-66-0	197.446	nd (bz, lig, sub)	83.5	sub			s EtOH, eth, bz, alk, HOAc
10268	2,3,5-Trichlorophenol		C ₆ H ₃ Cl ₃ O	933-78-8	197.446	nd (al)	62	248 ²⁵⁰			vs eth, EtOH
10269	2,3,6-Trichlorophenol		C ₆ H ₃ Cl ₃ O	933-75-5	197.446	nd (dil al, lig)	58				sl H ₂ O; vs EtOH, eth, bz; s HOAc
10270	2,4,5-Trichlorophenol		C ₆ H ₃ Cl ₃ O	95-95-4	197.446	nd (al, peth)	69	247			sl H ₂ O; vs EtOH, eth, bz; s HOAc
10271	2,4,6-Trichlorophenol		C ₆ H ₃ Cl ₃ O	88-06-2	197.446	orth nd (HOAc)	69	246	1.4901 ⁷⁵		sl H ₂ O; s EtOH, eth, HOAc
10272	3,4,5-Trichlorophenol		C ₆ H ₃ Cl ₃ O	609-19-8	197.446	nd (lig)	101	275			sl H ₂ O, lig; s eth
10273	2,4,5-Trichlorophenoxyacetic acid	2,4,5-T	C ₈ H ₅ Cl ₃ O ₃	93-76-5	255.483	cry (bz)	153	dec			i H ₂ O; s EtOH; vs bz
10274	2-(2,4,5-Trichlorophenoxy)ethyl 2,2-dichloropropanoate	Pentanate	C ₁₁ H ₉ Cl ₅ O ₃	136-25-4	366.452		49	162 ^{0.5}	1.55 ⁵⁰		i H ₂ O; s EtOH, ace, xyl
10275	Trichloro(2-phenylethyl)silane		C ₈ H ₉ Cl ₃ Si	940-41-0	239.602			242; 98 ⁵	1.2397 ²⁰	1.5185 ²⁰	
10276	(2,4,6-Trichlorophenyl)hydrazine		C ₆ H ₃ Cl ₃ N ₂	5329-12-4	211.476	cry (bz)	143				s H ₂ O, bz
10277	Trichlorophenylsilane		C ₇ H ₇ Cl ₃ Si	98-13-5	211.549			201	1.321 ²⁰	1.5230 ²⁰	s ctc, chl, CS ₂
10278	1,1,2-Trichloropropane		C ₃ H ₅ Cl ₃	598-77-6	147.431			132.0; 117 ⁵⁰⁰	1.372 ¹⁵		i H ₂ O; s EtOH, chl; vs eth; sl ctc
10279	1,1,3-Trichloropropane		C ₃ H ₅ Cl ₃	20395-25-9	147.431	liq	-59	145.5	1.3557 ²⁰	1.4718 ²⁰	vs eth, EtOH, chl
10280	1,2,2-Trichloropropane		C ₃ H ₅ Cl ₃	3175-23-3	147.431			124	1.318 ²⁵	1.4609 ²⁰	i H ₂ O; s EtOH, eth; vs chl
10281	1,2,3-Trichloropropane		C ₃ H ₅ Cl ₃	96-18-4	147.431	liq	-14.7	157	1.3889 ²⁰	1.4852 ²⁰	sl H ₂ O, ctc; s EtOH, eth; vs chl
10282	1,1,1-Trichloro-2-propanol		C ₃ H ₅ Cl ₃ O	76-00-6	163.430		50.5	163; 54 ¹²			vs ace, bz, eth, EtOH
10283	1,1,1-Trichloro-2-propanone	1,1,1-Trichloroacetone	C ₃ H ₃ Cl ₃ O	918-00-3	161.414			149; 28 ¹⁰	1.435 ²⁰	1.4635 ¹⁷	i H ₂ O; vs EtOH, eth
10284	1,2,3-Trichloro-1-propene		C ₃ H ₃ Cl ₃	96-19-5	145.415			142	1.412 ²⁰	1.5030 ²⁰	i H ₂ O; vs EtOH, eth; s bz, chl
10285	3,3,3-Trichloro-1-propene		C ₃ H ₃ Cl ₃	2233-00-3	145.415	liq	-30	114.5	1.367 ²⁰	1.4827 ²⁰	i H ₂ O; s EtOH, eth, bz, chl
10286	2,3,3-Trichloro-2-propenoyl chloride		C ₃ Cl ₄ O	815-58-7	193.843			158		1.5271 ¹⁸	vs bz
10287	Trichloropropylsilane	Propyltrichlorosilane	C ₃ H ₇ Cl ₃ Si	141-57-1	177.533			123.5	1.195 ²⁰	1.4310 ²⁰	



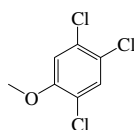
Trichloromethanesulfonyl chloride



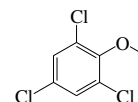
Trichloromethanethiol



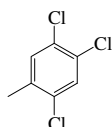
Trichloromethiazide



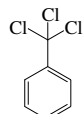
1,2,4-Trichloro-5-methoxybenzene



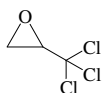
1,3,5-Trichloro-2-methoxybenzene



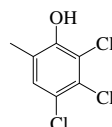
1,2,4-Trichloro-5-methylbenzene



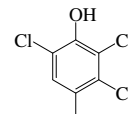
(Trichloromethyl)benzene



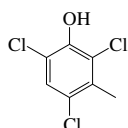
(Trichloromethyl)oxirane



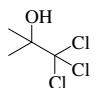
2,3,4-Trichloro-6-methylphenol



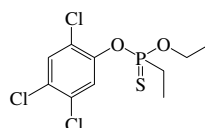
2,3,6-Trichloro-4-methylphenol



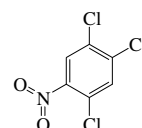
2,4,6-Trichloro-3-methylphenol



1,1,1-Trichloro-2-methyl-2-propanol



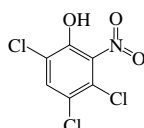
Trichloronate



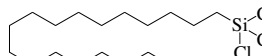
1,2,4-Trichloro-5-nitrobenzene



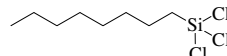
Trichloronitromethane



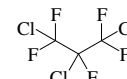
3,4,6-Trichloro-2-nitrophenol



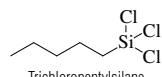
Trichlorooctadecylsilane



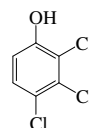
Trichlorooctylsilane



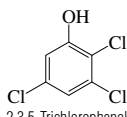
1,2,3-Trichloro-1,1,2,3,3-pentafluoropropane



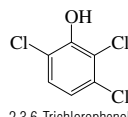
Trichloropentylsilane



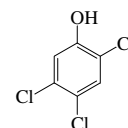
2,3,4-Trichlorophenol



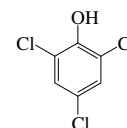
2,3,5-Trichlorophenol



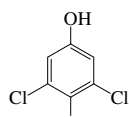
2,3,6-Trichlorophenol



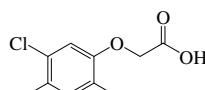
2,4,5-Trichlorophenol



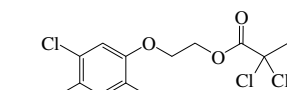
2,4,6-Trichlorophenol



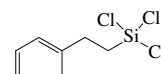
3,4,5-Trichlorophenol



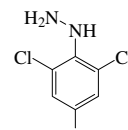
2,4,5-Trichlorophenoxyacetic acid



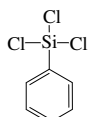
2-(2,4,5-Trichlorophenoxy)ethyl 2,2-dichloropropanoate



Trichloro(2-phenylethyl)silane



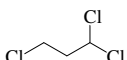
(2,4,6-Trichlorophenyl)hydrazine



Trichlorophenylsilane



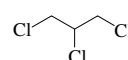
1,1,2-Trichloropropane



1,1,3-Trichloropropane



1,2,2-Trichloropropane



1,2,3-Trichloropropane



1,1,1-Trichloro-2-propanol



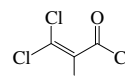
1,1,1-Trichloro-2-propanone



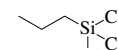
1,2,3-Trichloro-1-propene



3,3,3-Trichloro-1-propene

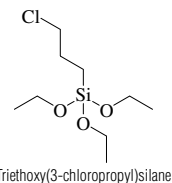
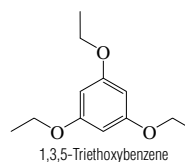
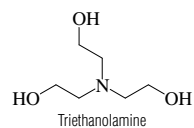
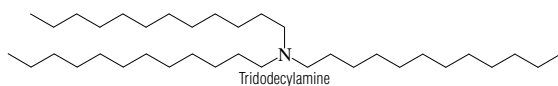
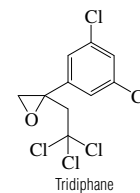
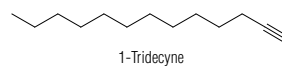
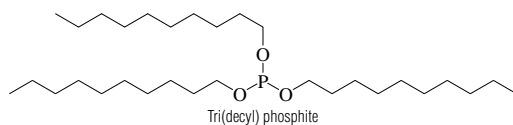
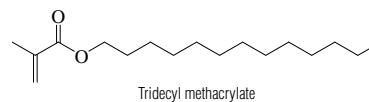
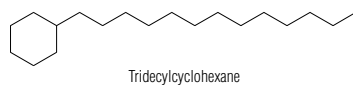
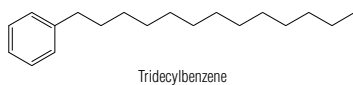
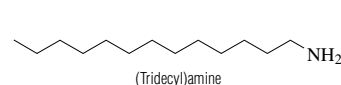
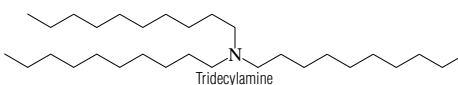
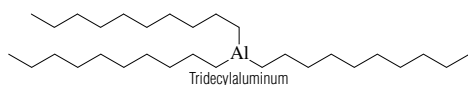
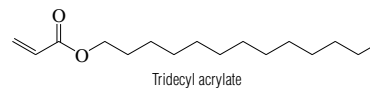
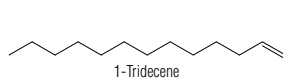
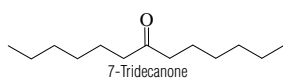
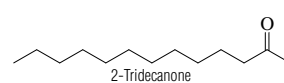
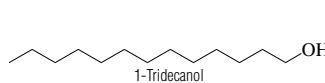
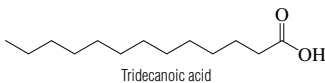
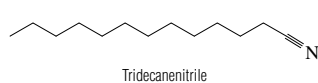
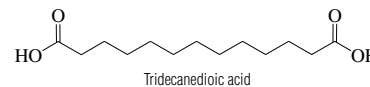
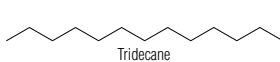
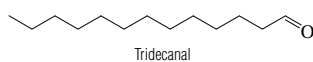
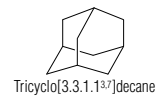
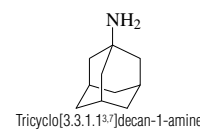
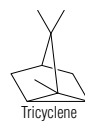
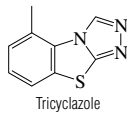
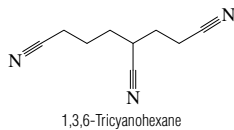
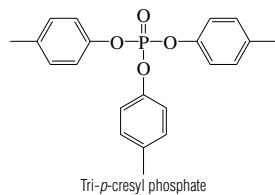
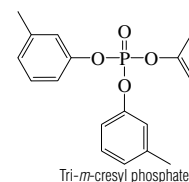
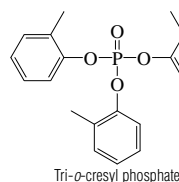
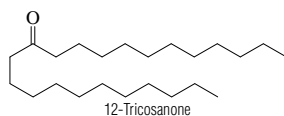
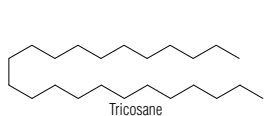
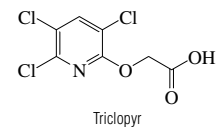
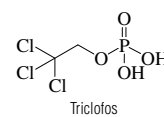
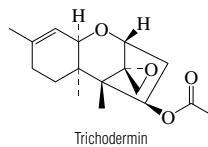
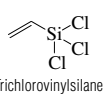
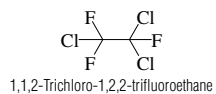
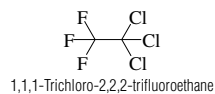
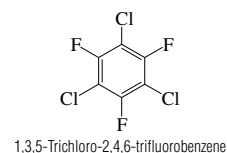
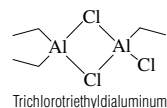
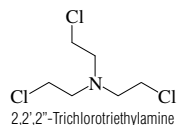
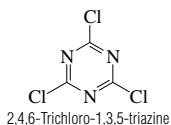
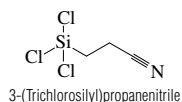
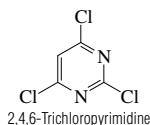


2,3,3-Trichloro-2-propenoyl chloride

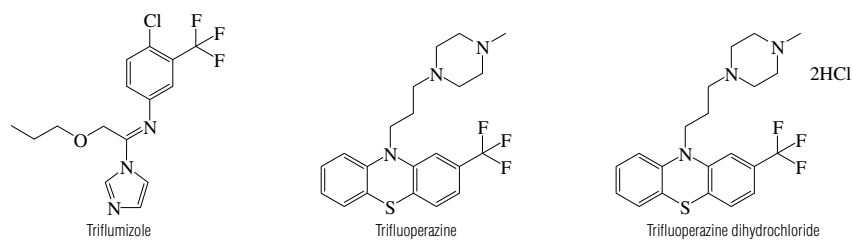
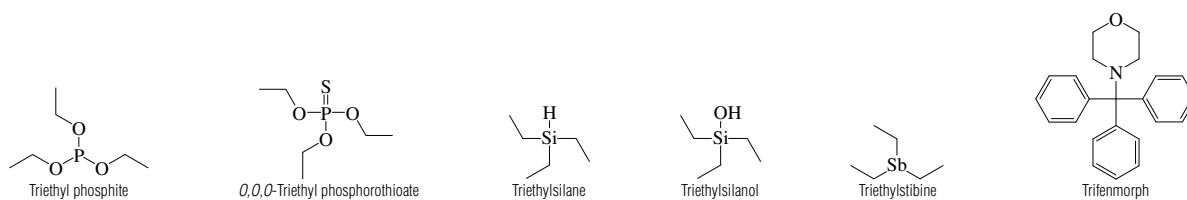
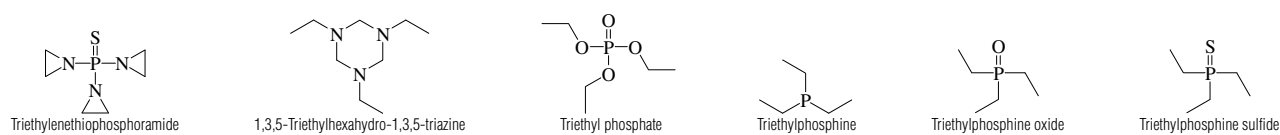
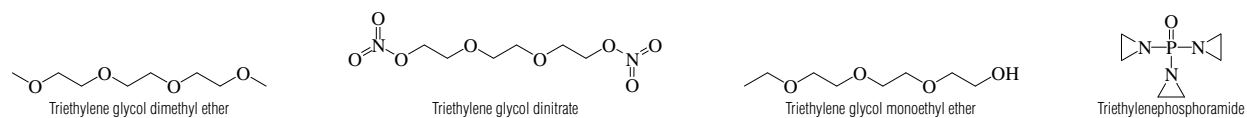
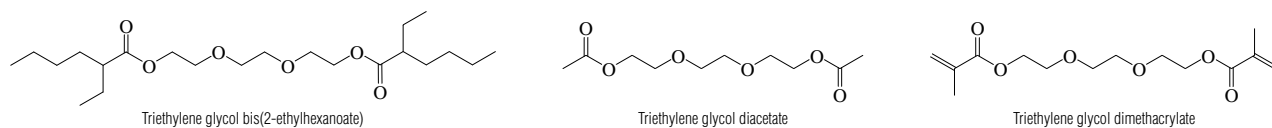
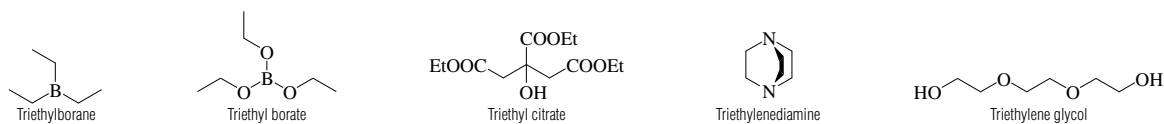
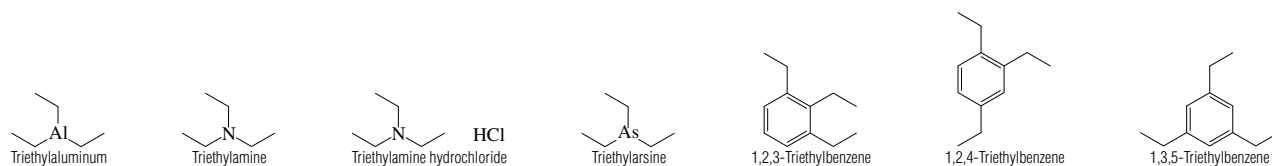
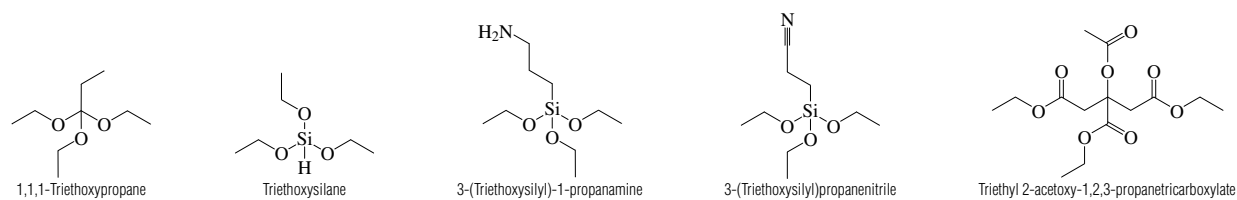
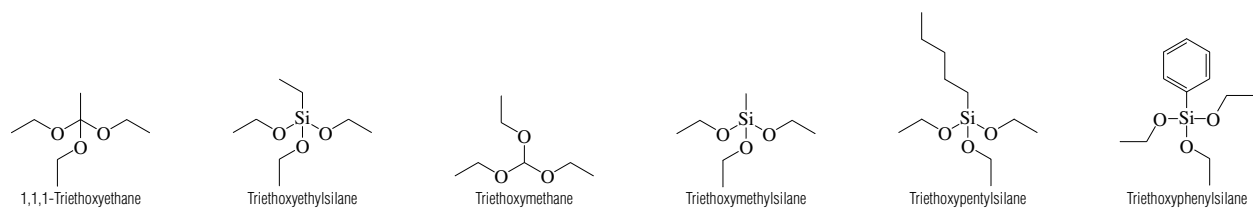


Trichloropropylsilane

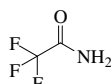
No.	Name	Synonym	Mol. Form.	CAS RN	Mol. Wt.	Physical Form	mp/°C	bp/°C	den/ g cm ⁻³	n _D	Solubility
10288	2,4,6-Trichloropyrimidine		C ₄ HCl ₃ N ₂	3764-01-0	183.423		22.5	212.5		1.5700 ²⁰	
10289	3-(Trichlorosilyl)propanenitrile		C ₃ H ₂ Cl ₃ NSi	1071-22-3	188.516			109 ³⁰			
10290	2,4,6-Trichloro-1,3,5-triazine	Cyanuric acid trichloride	C ₃ Cl ₃ N ₃	108-77-0	184.411	cry (eth, bz)	154	192			vs EtOH
10291	2,2',2''-Trichlorotriethylamine		C ₆ H ₁₂ Cl ₃ N	555-77-1	204.525	pa ye	-2.0	143 ¹⁵			vs bz, eth, EtOH
10292	Trichlorotriethylaluminum	Ethylaluminum sesquichloride	C ₆ H ₉ Al ₂ Cl ₃	12075-68-2	247.505	ye liq		115.5 ⁵⁰ , 36.2 ²⁰			
10293	1,3,5-Trichloro-2,4,6-trifluorobenzene		C ₆ Cl ₃ F ₃	319-88-0	235.418			198.4			
10294	1,1,1-Trichloro-2,2,2-trifluoroethane		C ₂ Cl ₃ F ₃	354-58-5	187.375		14.37	45.5	1.5790 ²⁰	1.3610 ³⁸	i H ₂ O; s EtOH, eth, chl
10295	1,1,2-Trichloro-1,2,2-trifluoroethane		C ₂ Cl ₃ F ₃	76-13-1	187.375	liq	-36.22	47.7	1.5635 ²⁵	1.3557 ²⁵	i H ₂ O; s EtOH; msc eth, bz
10296	Trichlorovinylsilane	Vinyltrichlorosilane	C ₂ H ₃ Cl ₃ Si	75-94-5	161.490	liq	-95	91.5	1.2426 ²⁰	1.4295 ²⁰	vs chl
10297	Trichodermin	12,13-Epoxytrichothec-9-en-4-ol acetate	C ₁₇ H ₂₄ O ₄	4682-50-2	292.371	cry	59	111 ¹⁰⁵			sl H ₂ O; s EtOH, chl
10298	Triclofos	2,2,2-Trichloroethanol dihydrogen phosphate	C ₂ H ₄ Cl ₃ O ₄ P	306-52-5	229.383	cry (bz)	120.5				
10299	Triclopyr	Acetic acid, [(3,5,6-trichloro-2-pyridinyl)oxy]-	C ₇ H ₄ Cl ₃ NO ₃	55335-06-3	256.471		149	dec 290			
10300	Tricosane		C ₂₃ H ₄₆	638-67-5	324.627	lf (eth-al)	47.76	380	0.7785 ⁴⁸	1.4468 ²⁰	i H ₂ O; sl EtOH; s eth, ctc
10301	12-Tricosanone	Diundecyl ketone	C ₂₃ H ₄₆ O	540-09-0	338.610	lf (al)	70.2		0.8086 ⁶⁹	1.4283 ⁸⁰	vs bz, eth, chl
10302	Tri- <i>o</i> -cresyl phosphate	Tri- <i>o</i> -tolyl phosphate	C ₂₁ H ₂₁ O ₄ P	78-30-8	368.363	col or pa ye	11	410	1.1955 ²⁰	1.5575 ²⁰	i H ₂ O; vs EtOH, eth, ctc, tol; s HOAc
10303	Tri- <i>m</i> -cresyl phosphate	Tri- <i>m</i> -tolyl phosphate	C ₂₁ H ₂₁ O ₄ P	563-04-2	368.363	wax	25.5	260 ¹⁵	1.150 ²⁵	1.5575 ²⁰	i H ₂ O; sl EtOH; s eth; vs ctc, tol
10304	Tri- <i>p</i> -cresyl phosphate	Tri- <i>p</i> -tolyl phosphate	C ₂₁ H ₂₁ O ₄ P	78-32-0	368.363	nd (al), tab (eth)	77.5	224 ³⁵	1.247 ²⁵		s EtOH, eth, bz, chl, HOAc
10305	1,3,6-Tricyanohexane		C ₆ H ₄ N ₃	1772-25-4	161.203	br liq		257 ²	1.040	1.4660 ²⁰	
10306	Tricyclazole	1,2,4-Triazolo[3,4-b]benzothiazole, 5-methyl-	C ₉ H ₇ N ₃ S	41814-78-2	189.237		187				
10307	Tricyclene	1,7,7-Trimethyltricyclo[2.2.1.0 ^{2,6}]heptane	C ₁₀ H ₁₆	508-32-7	136.234	cry (al)	67.5	152.5	0.8668 ⁸⁰	1.4296 ⁸⁰	
10308	Tricyclo[3.3.1.1 ^{3,7}]decan-1-amine	Amantadine	C ₁₀ H ₁₇ N	768-94-5	151.249		180				sl H ₂ O
10309	Tricyclo[3.3.1.1 ^{3,7}]decane	Adamantane	C ₁₀ H ₁₆	281-23-2	136.234	nd (sub)	268	sub	1.07 ²⁵	1.568	s bz, ctc
10310	Tridecanal		C ₁₃ H ₂₆ O	10486-19-8	198.344		14	156 ¹³	0.8356 ¹⁸	1.4384 ¹⁸	i H ₂ O; s EtOH
10311	Tridecane		C ₁₃ H ₂₈	629-50-5	184.361	liq	-5.4	235.47	0.7564 ²⁰	1.4256 ²⁰	i H ₂ O; vs EtOH, eth; s ctc
10312	Tridecanedioic acid		C ₁₃ H ₂₄ O ₄	505-52-2	244.328		114				sl H ₂ O, bz, tfa; s EtOH, eth, chl
10313	Tridecanenitrile		C ₁₃ H ₂₅ N	629-60-7	195.345		9.7	293	0.8257 ²⁰	1.4378 ²⁰	vs EtOH, eth
10314	Tridecanoic acid	Tridecylic acid	C ₁₃ H ₂₆ O ₂	638-53-9	214.344	cry (peth ace)	41.5	236 ¹⁰⁰ , 140 ¹	0.8458 ⁸⁰	1.4286 ⁶⁰	i H ₂ O; vs EtOH, eth, HOAc; s ace
10315	1-Tridecanol	Tridecyl alcohol	C ₁₃ H ₂₈ O	112-70-9	200.360	cry (al)	31.7	274; 152 ¹⁴	0.8223 ³¹		i H ₂ O; s EtOH, eth
10316	2-Tridecanone	Methyl undecyl ketone	C ₁₃ H ₂₆ O	593-08-8	198.344		30.5	263	0.8217 ³⁰	1.4318 ²⁰	i H ₂ O; vs EtOH, eth, ace, bz, chl
10317	7-Tridecanone	Dihexyl ketone	C ₁₃ H ₂₆ O	462-18-0	198.344	lf (al)	33	261	0.825 ³⁰		s EtOH, chl, liq; vs eth
10318	1-Tridecene		C ₁₃ H ₂₆	2437-56-1	182.345	liq	-13	232.8	0.7658 ²⁰	1.4340 ²⁰	i H ₂ O; vs EtOH, eth; s bz
10319	Tridecyl acrylate		C ₁₆ H ₃₀ O ₂	3076-04-8	254.408	liq		150 ¹⁰	0.88 ²⁰		
10320	Tridecylaluminum		C ₃₀ H ₆₃ Al	1726-66-5	450.803	hyg visc liq	-38				
10321	Tridecylamine	<i>N,N</i> -Didecyl-1-decanamine	C ₃₀ H ₆₃ N	1070-01-5	437.828			406			
10322	(Tridecyl)amine	1-Tridecanamine	C ₁₃ H ₂₉ N	2869-34-3	199.376		27.4	275.8	0.8049 ²⁰	1.4443 ²⁰	sl H ₂ O; s EtOH, eth
10323	Tridecylbenzene	1-Phenyltridecane	C ₁₉ H ₃₂	123-02-4	260.457		10	346	0.8550 ²⁰	1.4821 ²⁰	
10324	Tridecylcyclohexane		C ₁₉ H ₃₈	6006-33-3	266.505		18.5	346	0.8239 ²⁰	1.4570 ²⁰	
10325	Tridecyl methacrylate		C ₁₇ H ₃₂ O ₂	2495-25-2	268.435			118 ¹	0.881 ²⁰	1.448 ²⁵	
10326	Tri(decyl) phosphite		C ₃₀ H ₆₃ O ₃ P	2929-86-4	502.793	liq		255 ³ , 180 ¹¹			
10327	1-Tridecyne		C ₁₃ H ₂₄	26186-02-7	180.330		2.5	234; 94 ²⁵	0.7842 ²⁰	1.4309 ²⁰	vs bz, eth
10328	Tridiphane	2-(3,5-Dichlorophenyl)-2-(2,2,2-trichloroethyl)oxirane, (±)	C ₁₀ H ₇ Cl ₅ O	58138-08-2	320.427		42.8				
10329	Tridodecylamine	<i>N,N</i> -Didodecyl-1-dodecanamine	C ₃₆ H ₇₈ N	102-87-4	521.988		16.4	220 ¹⁰³			
10330	Triethanolamine	Tris(2-hydroxyethyl)amine	C ₆ H ₁₅ NO ₃	102-71-6	149.188	hyg cry	20.5	335.4	1.1242 ²⁰	1.4852 ²⁰	msc H ₂ O, EtOH; sl eth, bz; s chl
10331	1,3,5-Triethoxybenzene		C ₁₂ H ₁₀ O ₃	2437-88-9	210.269	cry (al, dil al)	43.5	170 ²⁴			vs eth, EtOH
10332	Triethoxy(3-chloropropyl)silane	(3-Chloropropyl)triethoxysilane	C ₉ H ₂₁ ClO ₃ Si	5089-70-3	240.800	col gas		-149			



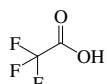
No.	Name	Synonym	Mol. Form.	CAS RN	Mol. Wt.	Physical Form	mp/°C	bp/°C	den/ g cm ⁻³	n _D	Solubility
10333	1,1,1-Triethoxyethane		C ₈ H ₁₈ O ₃	78-39-7	162.227			145	0.8847 ²⁵	1.3980 ²⁰	i H ₂ O; msc EtOH, eth, ctc, chl
10334	Triethoxyethylsilane		C ₈ H ₂₀ O ₃ Si	78-07-9	192.329			158.5	0.8963 ²⁰	1.3955 ²⁰	i H ₂ O; msc EtOH, eth; s chl
10335	Triethoxymethane		C ₇ H ₁₆ O ₃	122-51-0	148.200			143; 60 ²⁰	0.8909 ²⁰	1.3922 ²⁰	s EtOH, eth
10336	Triethoxymethylsilane		C ₇ H ₁₈ O ₃ Si	2031-67-6	178.302			142	0.8948 ²⁵	1.3832 ²⁰	
10337	Triethoxypentylsilane		C ₁₁ H ₂₆ O ₃ Si	2761-24-2	234.408			100 ³⁰ , 95 ¹³	0.8862 ²⁰	1.4059 ²⁰	
10338	Triethoxyphenylsilane		C ₁₂ H ₂₀ O ₃ Si	780-69-8	240.371			232; 113 ¹⁰	0.996 ²⁵	1.4604 ²⁰	
10339	1,1,1-Triethoxypropane		C ₉ H ₂₀ O ₃	115-80-0	176.253			171		1.4000 ²⁵	vs eth, EtOH
10340	Triethoxysilane		C ₈ H ₁₆ O ₃ Si	998-30-1	164.275			133.5	0.8745 ²⁰		
10341	3-(Triethoxysilyl)-1-propanamine		C ₉ H ₂₃ NO ₃ Si	919-30-2	221.370			119 ²⁰	0.9506 ²⁰	1.4225 ²⁰	
10342	3-(Triethoxysilyl)propanenitrile		C ₉ H ₁₉ NO ₃ Si	919-31-3	217.338	liq		109 ¹⁰	0.974 ²⁰		
10343	Triethyl 2-acetoxy-1,2,3-propanetricarboxylate	Triethyl acetyl/citrate	C ₁₄ H ₂₂ O ₈	77-89-4	318.320			214 ⁴⁰	1.135 ²⁵	1.4380	
10344	Triethylaluminum	Hexaethyldialuminum	C ₆ H ₁₅ Al	97-93-8	114.165	col hyg liq	-46	194; 100 ¹³	0.832 ²⁵		
10345	Triethylamine	<i>N,N</i> -Diethylethanamine	C ₆ H ₁₅ N	121-44-8	101.190	liq	-114.7	89	0.7275 ²⁰	1.4010 ²⁰	s H ₂ O, EtOH, eth, ctc; vs ace, bz, chl
10346	Triethylamine hydrochloride	<i>N,N</i> -Diethylethanamine hydrochloride	C ₆ H ₁₆ ClN	554-68-7	137.651	hex (al)	260 dec	sub 245	1.0689 ²¹		vs H ₂ O, EtOH, chl
10347	Triethylarsine		C ₆ H ₁₅ As	617-75-4	162.105			138.5	1.150 ²⁰	1.467 ²⁰	vs ace, eth, EtOH
10348	1,2,3-Triethylbenzene		C ₁₂ H ₁₈	42205-08-3	162.271	col liq	-26	172			
10349	1,2,4-Triethylbenzene		C ₁₂ H ₁₈	877-44-1	162.271			218; 99 ¹⁵	0.8738 ²⁰	1.5024 ²⁰	i H ₂ O; s EtOH, eth
10350	1,3,5-Triethylbenzene		C ₁₂ H ₁₈	102-25-0	162.271	liq	-66.5	215.9	0.8631 ²⁰	1.4969 ²⁰	i H ₂ O; vs EtOH, eth
10351	Triethylborane		C ₆ H ₁₅ B	97-94-9	97.994	liq	-93	95	0.70 ²³	1.3971	s EtOH, eth
10352	Triethyl borate	Boric acid, triethyl ester	C ₆ H ₁₅ BO ₃	150-46-9	145.992	liq	-84.8	120	0.8546 ²⁰	1.3749 ²⁰	msc EtOH, eth
10353	Triethyl citrate		C ₁₂ H ₂₀ O ₇	77-93-0	276.283			294	1.1369 ²⁰	1.4455 ²⁰	i H ₂ O; s EtOH, eth; sl ctc
10354	Triethylenediamine		C ₆ H ₁₂ N ₂	280-57-9	112.172		159				s chl
10355	Triethylene glycol	Triglycol	C ₆ H ₁₄ O ₄	112-27-6	150.173	hyg liq	-7	285	1.1274 ¹⁵	1.4531 ²⁰	msc H ₂ O, EtOH, bz; sl eth, chl; i peth
10356	Triethylene glycol bis(2-ethylhexanoate)		C ₂₂ H ₄₂ O ₆	94-28-0	402.564						s chl
10357	Triethylene glycol diacetate		C ₁₀ H ₁₈ O ₆	111-21-7	234.246	liq	-50	286	1.1153 ²⁰		vs H ₂ O, eth, EtOH
10358	Triethylene glycol dimethacrylate		C ₁₄ H ₂₂ O ₆	109-16-0	286.321			170 ⁵	1.092 ²⁰	1.4595 ²⁵	vs ace, eth, EtOH, peth
10359	Triethylene glycol dimethyl ether	Triglyme	C ₆ H ₁₆ O ₄	112-49-2	178.227	liq	-45	216	0.986 ²⁰	1.4224 ²⁰	vs H ₂ O, bz
10360	Triethylene glycol dinitrate	Ethanol, 2,2'-[1,2-ethanediy]bis(oxy)]bis-, dinitrate	C ₆ H ₁₂ N ₂ O ₈	111-22-8	240.167			82 ^{20,03}			
10361	Triethylene glycol monoethyl ether	2-[2-(2-Ethoxyethoxy)ethoxy] ethanol	C ₈ H ₁₈ O ₄	112-50-5	178.227			256	1.0209 ²⁰		
10362	Triethylenephosphoramidate	Tris(1-aziridinyl)phosphine, oxide	C ₆ H ₁₂ N ₃ OP	545-55-1	173.152	cry	41	91 ²³			vs H ₂ O, EtOH, eth, ace
10363	Triethylenethiophosphoramidate	Thiotepa	C ₆ H ₁₂ N ₃ PS	52-24-4	189.218	cry	51.5				vs H ₂ O; s bz, chl, eth, EtOH
10364	1,3,5-Triethylhexahydro-1,3,5-triazine		C ₉ H ₂₁ N ₃	7779-27-3	171.283			78 ⁶		1.4580 ²⁵	
10365	Triethyl phosphate	Ethyl phosphate	C ₆ H ₁₅ O ₄ P	78-40-0	182.154	liq	-56.4	215.5	1.0695 ²⁰	1.4053 ²⁰	s H ₂ O, eth, bz; vs EtOH; sl chl
10366	Triethylphosphine		C ₆ H ₁₅ P	554-70-1	118.157	liq	-88	129	0.8006 ¹⁹	1.458 ¹⁵	i H ₂ O; msc EtOH, eth
10367	Triethylphosphine oxide		C ₆ H ₁₅ OP	597-50-2	134.156	wh hyg nd	48	243			vs H ₂ O, eth, EtOH
10368	Triethylphosphine sulfide		C ₆ H ₁₅ PS	597-51-3	150.222	cry (al)	94				s H ₂ O; sl ctc
10369	Triethyl phosphite	Triethoxyphosphine	C ₆ H ₁₅ O ₃ P	122-52-1	166.155			157.9	0.9629 ²⁰	1.4127 ²⁰	i H ₂ O; vs EtOH, eth
10370	<i>O,O,O</i> -Triethyl phosphorothioate	<i>O,O,O</i> -Triethyl thiophosphate	C ₆ H ₁₅ O ₃ PS	126-68-1	198.220			217; 100 ¹⁶	1.0768 ²⁰	1.4480 ²⁰	
10371	Triethylsilane		C ₆ H ₁₆ Si	617-86-7	116.277	liq	-156.9	109	0.7302 ²⁰	1.447 ²⁰	i H ₂ O, sulf
10372	Triethylsilanol		C ₆ H ₁₆ OSi	597-52-4	132.276			154	0.8647 ²⁰	1.4329 ²⁰	i H ₂ O; msc EtOH, eth
10373	Triethylstibine		C ₆ H ₁₅ Sb	617-85-6	208.943	liq	-98	161.4	1.3224 ¹⁵		i H ₂ O; s EtOH, eth
10374	Trifenmorph	4-(Triphenylmethyl)morpholine	C ₂₃ H ₂₃ NO	1420-06-0	329.435	cry (EtOH)	176				i H ₂ O; s chl, ctc
10375	Triflumizole		C ₁₅ H ₁₅ ClF ₃ N ₃ O	68694-11-1	345.747		63.5				
10376	Trifluoperazine		C ₂₁ H ₂₄ F ₃ N ₃ S	117-89-5	407.496	cry		206 ^{0,7}			
10377	Trifluoperazine dihydrochloride	Stelazine	C ₂₁ H ₂₆ Cl ₂ F ₃ N ₃ S	440-17-5	480.417		241.5				



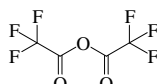
No.	Name	Synonym	Mol. Form.	CAS RN	Mol. Wt.	Physical Form	mp/°C	bp/°C	den/ g cm ⁻³	n _D	Solubility
10378	2,2,2-Trifluoroacetamide		C ₂ H ₂ F ₃ NO	354-38-1	113.038		73.8	162.5			
10379	Trifluoroacetic acid		C ₂ HF ₃ O ₂	76-05-1	114.023	liq	-15.2	73	1.5351 ²⁵		s H ₂ O, EtOH, eth, ace
10380	Trifluoroacetic acid anhydride		C ₂ F ₆ O ₃	407-25-0	210.031	liq	-65	39.5	1.490 ²⁵	1.269 ²⁵	
10381	1,1,1-Trifluoroacetone	Methyl trifluoromethyl ketone	C ₃ H ₂ F ₃ O	421-50-1	112.050	vol liq or gas		21.5	1.252 ²⁵		
10382	Trifluoroacetonitrile		C ₂ F ₃ N	353-85-5	95.023	col gas		-68.8			
10383	Trifluoroacetyl chloride		C ₂ ClF ₂ O	354-32-5	132.468	col gas	-146	-18			
10384	1,2,4-Trifluorobenzene		C ₆ H ₃ F ₃	367-23-7	132.083			90	1.264 ²⁵	1.4171 ²⁰	
10385	1,3,5-Trifluorobenzene		C ₆ H ₃ F ₃	372-38-3	132.083	liq	-5.5	75.5	1.277 ²⁵	1.4140 ²⁰	
10386	1,1,1-Trifluoroethane	Methyl fluoroform	C ₂ H ₂ F ₃	420-46-2	84.040	col gas	-111.3	-47.25			s eth, chl
10387	1,1,2-Trifluoroethane		C ₂ H ₂ F ₃	430-66-0	84.040	col gas	-84	3.7			
10388	2,2,2-Trifluoroethanol		C ₂ H ₂ F ₃ O	75-89-8	100.039	liq	-43.5	74	1.3842 ²⁰	1.2907 ²²	vs EtOH; s eth, ace, bz, chl
10389	Trifluoroethene	Trifluoroethylene	C ₂ HF ₃	359-11-5	82.024	col gas		-51	1.26 ⁷⁰		i H ₂ O; sl EtOH; s eth
10390	2,2,2-Trifluoroethylamine	2,2,2-Trifluoroethanamine	C ₃ H ₂ F ₃ N	753-90-2	99.055			36	1.245 ²⁵		
10391	2,2,2-Trifluoroethyl methyl ether		C ₃ H ₂ F ₃ O	460-43-5	114.066			31.62			
10392	1,1,1-Trifluoro-2-iodoethane		C ₂ H ₂ F ₃ I	353-83-3	209.936			54.5	2.13 ²⁵	1.4009 ²⁰	
10393	Trifluoroiodomethane		CF ₃ I	2314-97-8	195.910	col gas		-22.5	2.3607 ³²	1.3790 ³²	
10394	Trifluoroisocyanomethane	Trifluoromethyl isocyanide	C ₂ F ₃ N	19480-01-4	95.023	col gas		-80			
10395	Trifluoromethane	Fluoroform	CHF ₃	75-46-7	70.014	col gas	-155.2	-82.1	0.673 ²⁵ (p>1 atm)		s H ₂ O, ace, bz; vs EtOH; sl chl
10396	Trifluoromethanesulfonyl chloride		CClF ₃ S	421-17-0	136.524	col gas		-0.7			i H ₂ O
10397	Trifluoromethanesulfonic acid		CHF ₃ O ₃ S	1493-13-6	150.077	hyg liq	45	162			vs eth
10398	Trifluoromethanesulfonyl chloride		CClF ₃ O ₂ S	421-83-0	168.523			162; 62 ¹⁸		1.3344 ²⁰	i H ₂ O
10399	Trifluoromethanesulfonyl fluoride		CF ₃ O ₂ S	335-05-7	152.069	col gas		-21.7			
10400	2-(Trifluoromethyl)aniline		C ₇ H ₆ F ₃ N	88-17-5	161.125		35.5	68 ¹⁵	1.282 ²⁵	1.4810 ²⁰	
10401	3-(Trifluoromethyl)aniline		C ₇ H ₆ F ₃ N	98-16-8	161.125		5.5	187; 74 ¹⁰	1.3047 ¹²	1.4787 ²⁰	sl H ₂ O; s EtOH, eth
10402	4-(Trifluoromethyl)aniline		C ₇ H ₆ F ₃ N	455-14-1	161.125		38	117.5 ⁶⁰	1.283 ²⁷	1.4815 ²⁵	
10403	4-(Trifluoromethyl)benzaldehyde		C ₈ H ₅ F ₃ O	455-19-6	174.120			80 ²⁵		1.4630 ²⁰	
10404	(Trifluoromethyl)benzene	Benzotrifluoride	C ₇ H ₅ F ₃	98-08-8	146.110	liq	-28.95	102.1	1.1884 ²⁰	1.4146 ²⁰	msc EtOH, eth, ace, bz, ctc
10405	3-(Trifluoromethyl)benzonitrile		C ₈ H ₄ F ₃ N	368-77-4	171.120		14.5	189	1.2813 ²⁰	1.4508 ²⁰	
10406	4-(Trifluoromethyl)benzonitrile		C ₈ H ₄ F ₃ N	455-18-5	171.120		37.5				
10407	3-(Trifluoromethyl)benzoyl chloride		C ₈ H ₄ ClF ₃ O	2251-65-2	208.565	oil		186; 80 ¹⁶	1.383	1.4770 ²⁰	
10408	Trifluoromethyl difluoromethyl ether		C ₂ H ₂ F ₅ O	3822-68-2	136.020	col gas	-157	-38			
10409	2-(Trifluoromethyl)phenol		C ₇ H ₅ F ₃ O	444-30-4	162.109		45.5	147.5			
10410	3-(Trifluoromethyl)phenol		C ₇ H ₅ F ₃ O	98-17-9	162.109	liq	-0.9	178	1.3418 ²⁵		
10411	2-[[3-(Trifluoromethyl)phenyl]amino]benzoic acid	Flufenamic acid	C ₁₄ H ₁₀ F ₃ NO ₂	530-78-9	281.230		133.5				s DMSO
10412	Trifluoromethylsilane		CH ₃ F ₃ Si	373-74-0	100.116	col gas	-73	-30			
10413	(Trifluoromethyl)silane		CH ₃ F ₃ Si	10112-11-5	100.116	col gas	-124	-38.3			
10414	Trifluoromethyl 1,1,2,2-tetrafluoroethyl ether		C ₃ HF ₇ O	2356-61-8	186.028	col gas	-141	-3			
10415	1,1,1-Trifluoro-2,4-pentanedione	1,1,1-Trifluoroacetylacetone	C ₅ H ₂ F ₃ O ₂	367-57-7	154.088	liq		107			s os
10416	4,4,4-Trifluoro-1-phenyl-1,3-butanedione		C ₁₀ H ₇ F ₃ O ₂	326-06-7	216.157	cry	39	224			i H ₂ O; s EtOH, ace
10417	2,2,2-Trifluoro-1-phenylethanone		C ₈ H ₇ F ₃ O	434-45-7	174.120	liq	-40	153	1.279 ²⁰	1.4583 ²⁰	
10418	Trifluorophenylsilane		C ₆ H ₃ F ₃ Si	368-47-8	162.185	liq	-18	101.5	1.2169 ²⁰	1.4110 ²⁰	vs bz, EtOH
10419	1,1,1-Trifluoropropane		C ₃ H ₂ F ₃	421-07-8	98.067	col gas		-13			
10420	1,1,1-Trifluoro-2-propanol, (±)		C ₃ H ₂ F ₃ O	17556-48-8	114.066	liq	-52	78	1.2632 ²⁵	1.3130 ²⁵	vs EtOH, eth; s ace, bz; sl ctc
10421	3,3,3-Trifluoropropene		C ₃ H ₂ F ₃	677-21-4	96.051	col gas		-17			
10422	3,3,3-Trifluoro-1-propyne	(Trifluoromethyl)acetylene	C ₂ HF ₃	661-54-1	94.035	col gas		-48.3			
10423	4,4,4-Trifluoro-1-(2-thienyl)-1,3-butanedione	Thenoyltrifluoroacetone	C ₈ H ₆ F ₃ O ₂ S	326-91-0	222.185		42.8	97 ⁹			
10424	Trifluoro(trifluoromethyl)oxirane	Perfluoropropylene oxide	C ₃ F ₆ O	428-59-1	166.021	gas		-27.4			
10425	Trifluoromazine	Fluopromazine	C ₁₈ H ₁₆ F ₃ N ₂ S	146-54-3	352.417	visc oil		176 ^{9,7}		1.5780 ²³	
10426	Trifluralin	2,6-Dinitro- <i>N,N</i> -dipropyl-4-(trifluoromethyl)aniline	C ₁₃ H ₁₆ F ₃ N ₃ O ₄	1582-09-8	335.279		49	140 ^{4,2}			
10427	Triforine		C ₁₀ H ₁₄ Cl ₆ N ₄ O ₂	26644-46-2	434.962		155 dec				
10428	Trigonelline		C ₇ H ₇ NO ₂	535-83-1	137.137	pr (aq, al, +1w)					vs H ₂ O
10429	Trihexylamine	<i>N,N</i> -Dihexyl-1-hexanamine	C ₁₈ H ₃₉ N	102-86-3	269.510			261.7	0.7976 ²¹		i H ₂ O; vs EtOH, eth; s acid
10430	Trihexyl borate		C ₁₈ H ₃₉ BO ₃	5337-36-0	314.312			143 ²			sl ctc



2,2,2-Trifluoroacetamide



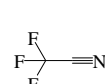
Trifluoroacetic acid



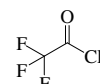
Trifluoroacetic acid anhydride



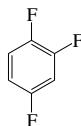
1,1,1-Trifluoroacetone



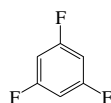
Trifluoroacetonitrile



Trifluoroacetyl chloride



1,2,4-Trifluorobenzene



1,3,5-Trifluorobenzene



1,1,1-Trifluoroethane



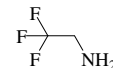
1,1,2-Trifluoroethane



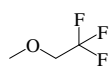
2,2,2-Trifluoroethanol



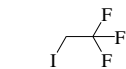
Trifluoroethene



2,2,2-Trifluoroethylamine



2,2,2-Trifluoroethyl methyl ether



1,1,1-Trifluoro-2-iodoethane



Trifluoroiodomethane



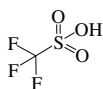
Trifluoroisocyanomethane



Trifluoromethane



Trifluoromethanesulfonyl chloride



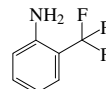
Trifluoromethanesulfonic acid



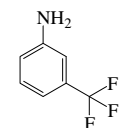
Trifluoromethanesulfonyl chloride



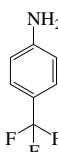
Trifluoromethanesulfonyl fluoride



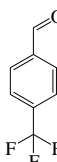
2-(Trifluoromethyl)aniline



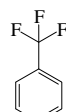
3-(Trifluoromethyl)aniline



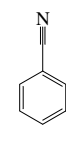
4-(Trifluoromethyl)aniline



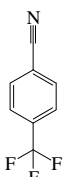
4-(Trifluoromethyl)benzaldehyde



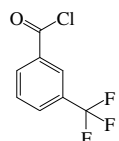
(Trifluoromethyl)benzene



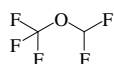
3-(Trifluoromethyl)benzonitrile



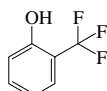
4-(Trifluoromethyl)benzonitrile



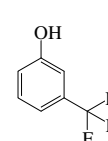
3-(Trifluoromethyl)benzoyl chloride



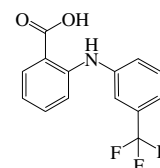
Trifluoromethyl difluoromethyl ether



2-(Trifluoromethyl)phenol



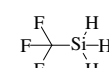
3-(Trifluoromethyl)phenol



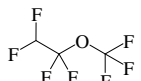
2-[[3-(Trifluoromethyl)phenyl]amino]benzoic acid



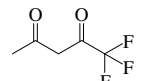
Trifluoromethylsilane



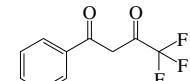
(Trifluoromethyl)silane



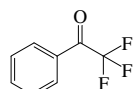
Trifluoromethyl 1,1,2,2-tetrafluoroethyl ether



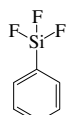
1,1,1-Trifluoro-2,4-pentanedione



4,4,4-Trifluoro-1-phenyl-1,3-butanedione



2,2,2-Trifluoro-1-phenylethanone



Trifluorophenylsilane



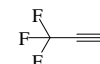
1,1,1-Trifluoropropane



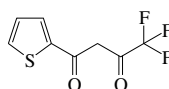
1,1,1-Trifluoro-2-propanol, (±)



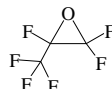
3,3,3-Trifluoropropene



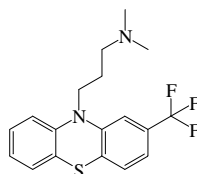
3,3,3-Trifluoro-1-propyne



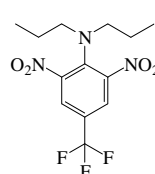
4,4,4-Trifluoro-1-(2-thienyl)-1,3-butanedione



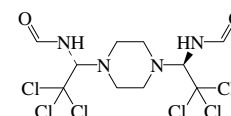
Trifluoro(trifluoromethyl)oxirane



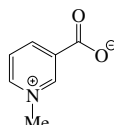
Triflupromazine



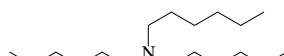
Trifluralin



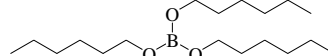
Triflorine



Trigonelline

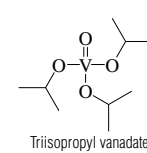
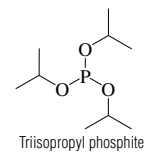
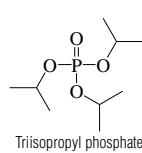
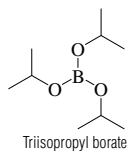
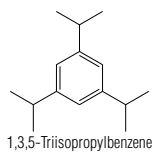
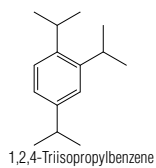
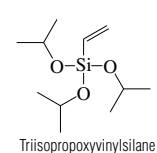
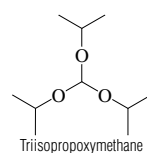
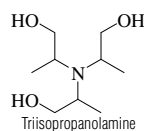
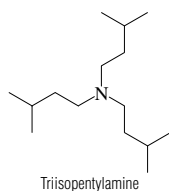
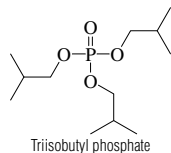
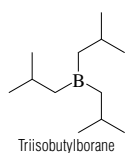
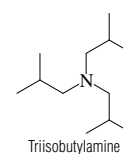
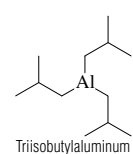
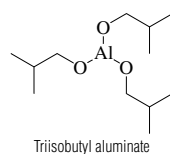
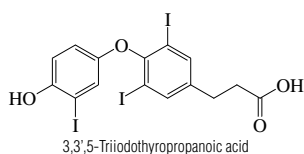
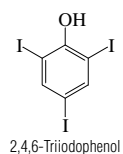
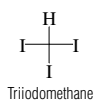
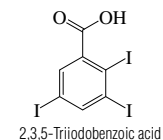
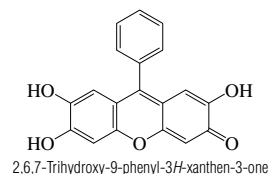
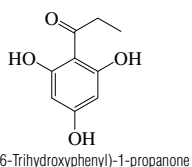
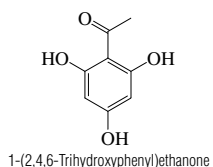
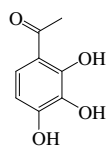
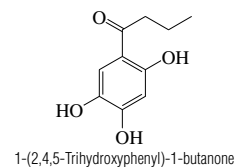
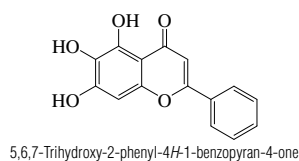
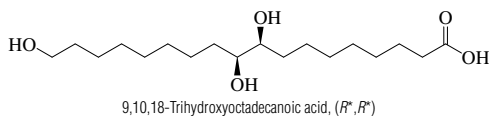
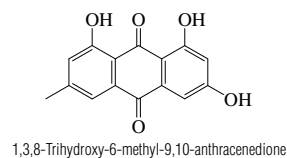
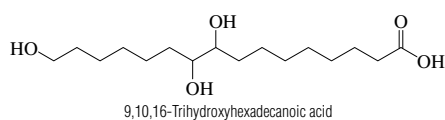
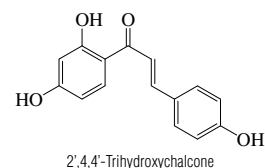
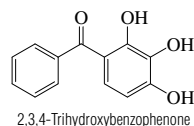
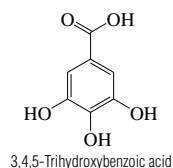
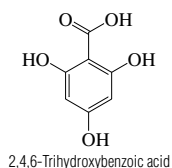
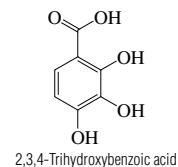
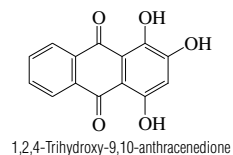
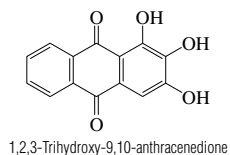
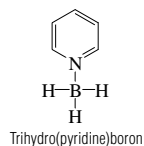
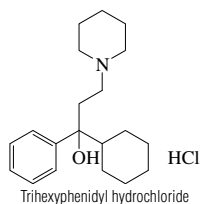


Trihexylamine

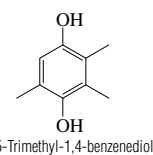
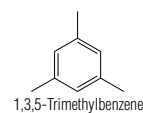
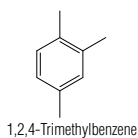
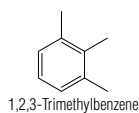
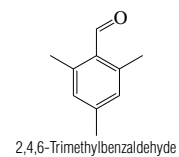
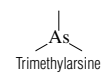
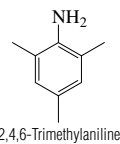
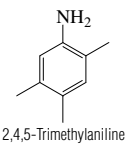
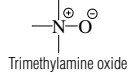
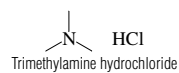
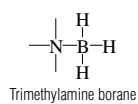
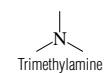
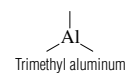
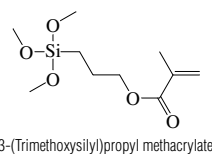
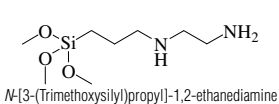
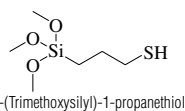
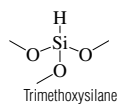
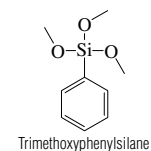
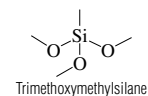
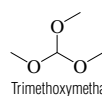
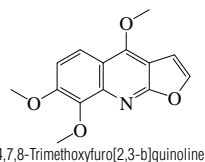
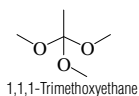
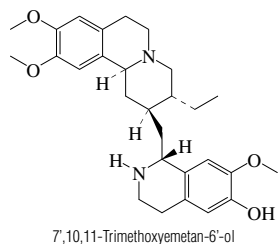
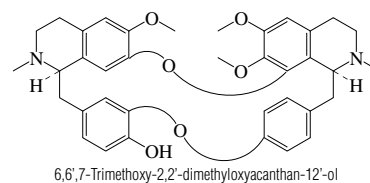
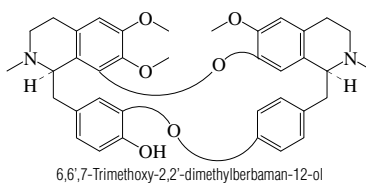
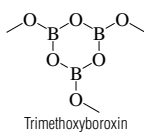
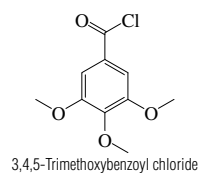
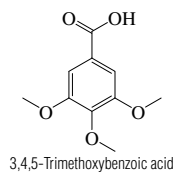
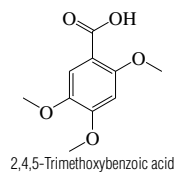
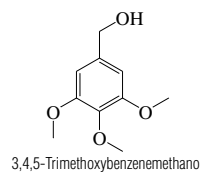
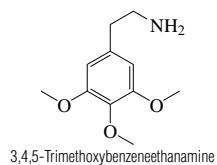
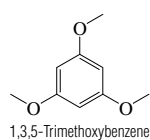
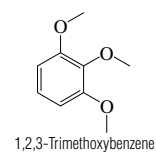
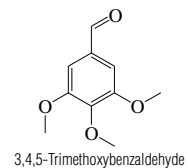
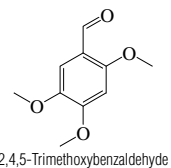
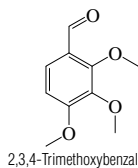
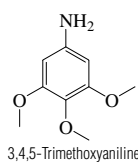
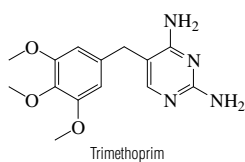
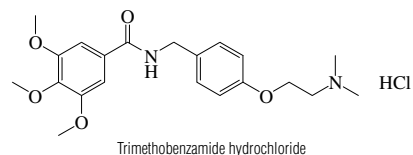
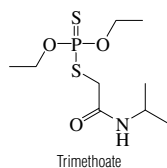
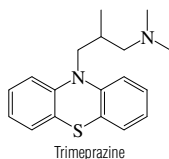
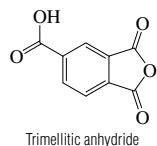
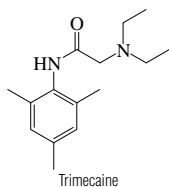


Trihexyl borate

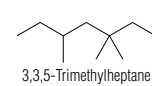
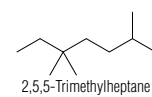
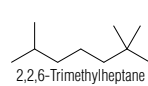
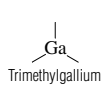
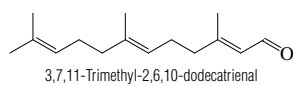
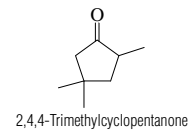
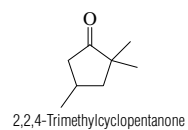
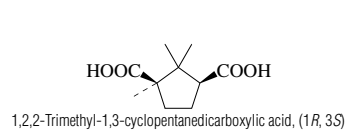
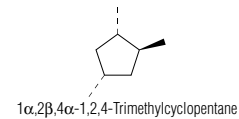
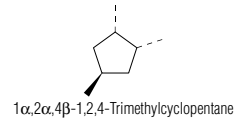
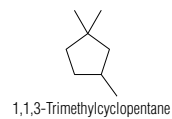
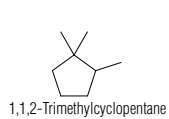
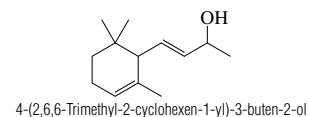
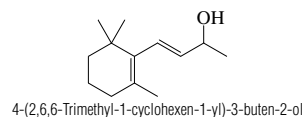
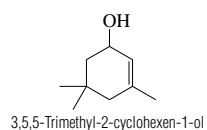
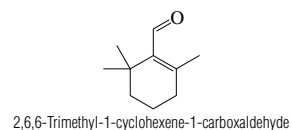
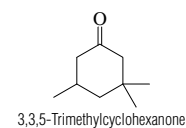
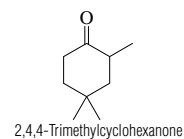
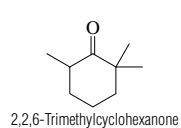
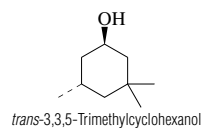
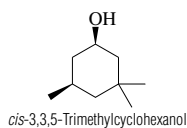
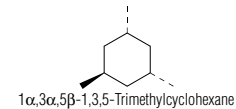
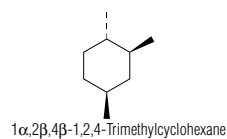
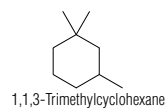
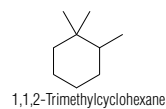
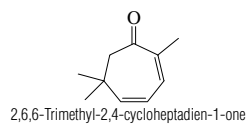
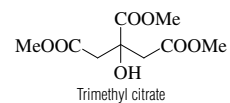
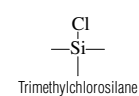
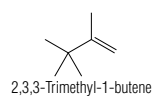
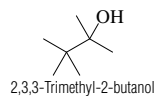
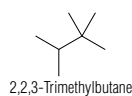
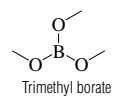
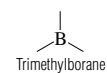
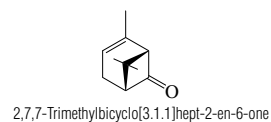
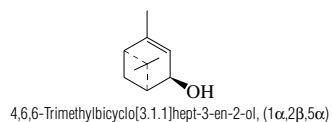
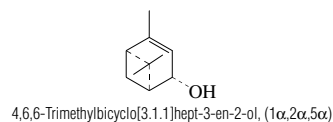
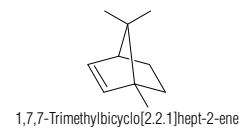
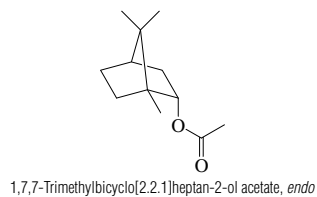
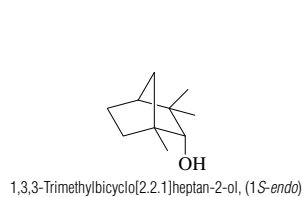
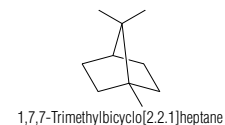
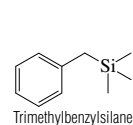
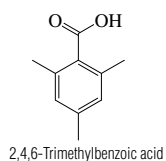
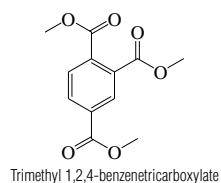
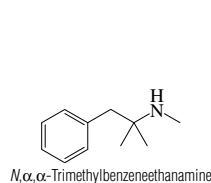
No.	Name	Synonym	Mol. Form.	CAS RN	Mol. Wt.	Physical Form	mp/°C	bp/°C	den/ g cm ⁻³	n _D	Solubility
10431	Trihexyphenidyl hydrochloride	α -Cyclohexyl- α -phenyl-1-piperidinepropanol hydrochloride	C ₂₀ H ₃₂ ClNO	52-49-3	337.927		258.5				
10432	Trihydro(pyridine)boron	Borane pyridine	C ₅ H ₆ BN	110-51-0	92.936		10.5		0.920 ²⁰	1.5280 ²⁵	i H ₂ O; dec acid
10433	1,2,3-Trihydroxy-9,10-anthracenedione	Anthragallol	C ₁₄ H ₈ O ₅	602-64-2	256.211	ye nd (dil al)	313	sub 290			sl H ₂ O; s EtOH, eth, HOAc, CS ₂
10434	1,2,4-Trihydroxy-9,10-anthracenedione	Purpurin	C ₁₄ H ₈ O ₅	81-54-9	256.211	oran red or oran-ye nd (al)	259	sub			sl H ₂ O; vs EtOH, bz, HOAc; s eth
10435	2,3,4-Trihydroxybenzoic acid		C ₇ H ₆ O ₅	610-02-6	170.120	nd (+w)	221	sub			sl H ₂ O; s EtOH, eth, ace; i bz, CS ₂
10436	2,4,6-Trihydroxybenzoic acid		C ₇ H ₆ O ₅	83-30-7	170.120	cry (w+1)	100 dec				sl H ₂ O; s EtOH; vs eth; i bz
10437	3,4,5-Trihydroxybenzoic acid	Gallic acid	C ₇ H ₆ O ₅	149-91-7	170.120	pr (w+1)	253 dec		1.694 ⁶		sl H ₂ O, eth; vs EtOH; s ace; i bz, chl
10438	2,3,4-Trihydroxybenzophenone	Alizarin Yellow A	C ₁₃ H ₁₀ O ₄	1143-72-2	230.216	ye nd (dil al)	140.5				sl H ₂ O, bz; s EtOH, eth, ace, HOAc
10439	2',4',4'-Trihydroxychalcone	Isoliquiritigenin	C ₁₅ H ₁₂ O ₄	961-29-5	256.254	ye nd (EtOH-w)	200				
10440	9,10,16-Trihydroxyhexadecanoic acid	Aleuritic acid	C ₁₆ H ₃₂ O ₅	6949-98-0	304.422	lf (dil al), nd (w)	102				sl H ₂ O
10441	1,3,8-Trihydroxy-6-methyl-9,10-anthracenedione	Emodin	C ₁₅ H ₁₀ O ₅	518-82-1	270.237	oran-red mcl nd (HOAc)	257	sub			vs eth, EtOH
10442	9,10,18-Trihydroxyoctadecanoic acid, (R*,R*)	Phloionolic acid	C ₁₈ H ₃₆ O ₅	583-86-8	332.476	cry (dil al)	101.5				
10443	5,6,7-Trihydroxy-2-phenyl-4H-1-benzopyran-4-one	Baicalein	C ₁₅ H ₁₀ O ₅	491-67-8	270.237	ye pr (al)	264 dec				sl H ₂ O, bz; s EtOH, eth, ace, HOAc
10444	1-(2,4,5-Trihydroxyphenyl)-1-butanone		C ₁₀ H ₁₂ O ₄	1421-63-2	196.200			153.8			
10445	1-(2,3,4-Trihydroxyphenyl) ethanone	Gallacetophenone	C ₉ H ₈ O ₄	528-21-2	168.148			173			s H ₂ O, eth; vs EtOH, ace; sl bz, chl
10446	1-(2,4,6-Trihydroxyphenyl) ethanone	2',4',6'-Trihydroxyacetophenone	C ₉ H ₈ O ₄	480-66-0	168.148			221.0			sl H ₂ O, chl, bz; vs EtOH, eth, ace
10447	1-(2,4,6-Trihydroxyphenyl)-1-propanone	Flopropione	C ₉ H ₁₀ O ₄	2295-58-1	182.173	nd (w, +1w)	175.5				vs eth, EtOH
10448	2,6,7-Trihydroxy-9-phenyl-3H-xanthen-3-one	Phenylfluorone	C ₁₉ H ₁₂ O ₅	975-17-7	320.295	oran red (al-HCl)	>300				
10449	2,3,5-Triiodobenzoic acid		C ₇ H ₃ I ₃ O ₂	88-82-4	499.811	pr (al)	225				i H ₂ O; vs EtOH, eth; sl bz
10450	Triiodomethane	Iodoform	CHI ₃	75-47-8	393.732	ye cry	121.2	218	4.008 ²⁵		i H ₂ O, bz; s EtOH, eth, ace; sl DMSO
10451	2,4,6-Triiodophenol		C ₆ H ₃ I ₃ O	609-23-4	471.800	nd (dil al)	159.8	sub			i H ₂ O; sl EtOH; s eth, ace
10452	3,3',5-Triiodothyropropanoic acid		C ₁₅ H ₁₁ I ₃ O ₄	51-26-3	635.959	cry (EtOH)	200				sl EtOH
10453	Triisobutyl aluminate	2-Methyl-1-propanol, aluminum salt	C ₁₂ H ₂₇ AlO ₃	3453-79-0	246.322			275 ⁵⁰			
10454	Triisobutylaluminum		C ₁₂ H ₂₇ Al	100-99-2	198.324	liq	6	86 ¹⁰			
10455	Triisobutylamine	2-Methyl-N,N-bis(2-methylpropyl)-1-propanamine	C ₁₂ H ₂₇ N	1116-40-1	185.349	liq	-21.8	191.5	0.7684 ²⁰	1.4252 ¹⁷	vs eth, EtOH
10456	Triisobutylborane		C ₁₂ H ₂₇ B	1116-39-8	182.153			188; 86 ²⁰	0.7380 ²⁵	1.4188 ²³	vs bz, eth, EtOH
10457	Triisobutyl phosphate		C ₁₂ H ₂₇ O ₄ P	126-71-6	266.313			264	0.9681 ²⁰	1.4193 ²⁰	vs H ₂ O, bz, eth, EtOH
10458	Triisopentylamine	3-Methyl-N,N-bis(3-methylbutyl)-1-butanamine	C ₁₅ H ₃₃ N	645-41-0	227.430			235	0.7848 ²⁰	1.4331 ²⁰	i H ₂ O; vs EtOH; msc eth, bz, ctc
10459	Triisopropanolamine		C ₉ H ₂₁ NO ₃	122-20-3	191.268		45	175 ¹⁰	1.0 ²⁰		s H ₂ O, EtOH; sl chl
10460	Triisopropoxymethane	Isopropyl orthoformate	C ₁₀ H ₂₂ O ₃	4447-60-3	190.280			167	0.8621 ²⁰	1.4000 ²⁰	vs eth, EtOH
10461	Triisopropoxyvinylsilane		C ₁₁ H ₂₄ O ₃ Si	18023-33-1	232.393			179.5; 77 ²⁰	0.8627 ²⁵	1.3981 ²⁰	s ctc
10462	1,2,4-Triisopropylbenzene		C ₁₅ H ₂₄	948-32-3	204.352			244	0.8574 ²⁵	1.4896 ²⁵	
10463	1,3,5-Triisopropylbenzene		C ₁₅ H ₂₄	717-74-8	204.352	liq	-7.4	238	0.8545 ²⁰	1.4882 ²⁰	s ace, bz, chl
10464	Triisopropyl borate		C ₉ H ₂₁ BO ₃	5419-55-6	188.072			140; 75 ¹⁶	0.8251 ²⁰	1.3777 ²⁰	vs EtOH, eth, bz, PrOH
10465	Triisopropyl phosphate		C ₉ H ₂₁ O ₄ P	513-02-0	224.234			219	0.9867 ²⁰	1.4057 ²⁰	vs EtOH
10466	Triisopropyl phosphite		C ₉ H ₂₁ O ₃ P	116-17-6	208.235			74 ²⁰ , 60 ¹⁰	0.9063 ²⁰	1.4085 ²⁵	s EtOH, eth, chl
10467	Triisopropyl vanadate	Vanadium, oxotris(2-propanolato)-, (T-4)-	C ₉ H ₂₁ O ₄ V	5588-84-1	244.203			104 ¹⁰			



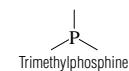
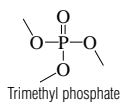
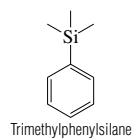
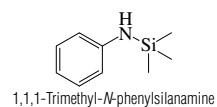
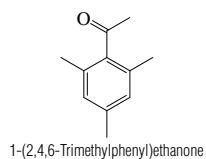
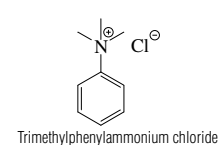
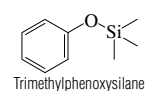
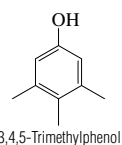
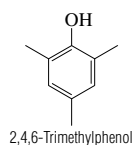
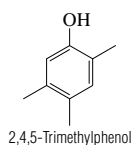
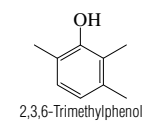
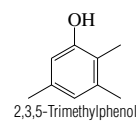
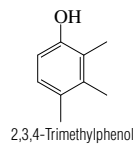
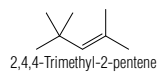
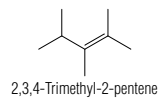
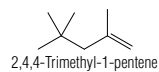
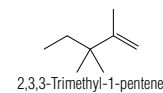
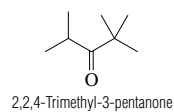
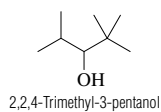
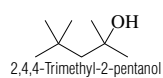
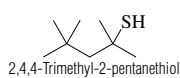
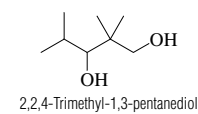
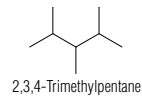
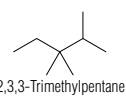
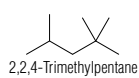
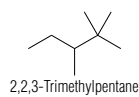
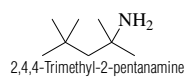
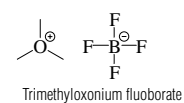
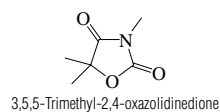
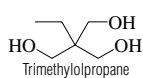
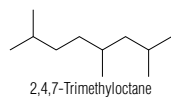
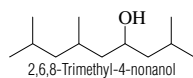
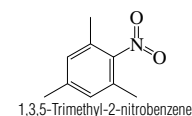
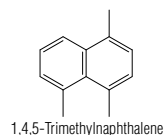
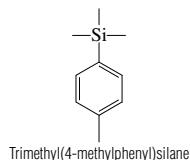
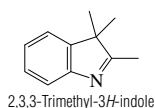
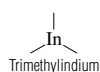
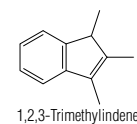
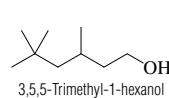
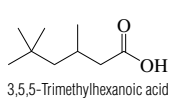
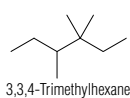
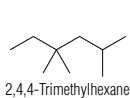
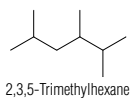
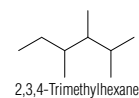
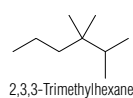
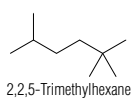
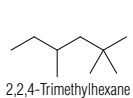
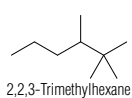
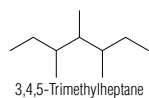
No.	Name	Synonym	Mol. Form.	CAS RN	Mol. Wt.	Physical Form	mp/°C	bp/°C	den/ g cm ⁻³	n _D	Solubility
10468	Trimecaine	2-Diethylamino-2',4',6'-trimethylacetanilide	C ₁₅ H ₂₄ N ₂ O	616-68-2	248.364	cry	44	187 ⁶			
10469	Trimellitic anhydride		C ₉ H ₄ O ₅	552-30-7	192.125		162	241 ¹⁴			
10470	Trimeprazine	<i>N,N</i> ,β-Trimethyl-10 <i>H</i> -phenothiazine-10-propanamine	C ₁₈ H ₂₂ N ₂ S	84-96-8	298.446	cry	68	162 ^{20,3}			
10471	Trimethoate		C ₉ H ₂₀ NO ₃ PS ₂	2275-18-5	285.364	solid	28.5	135 ^{0,1}			sl H ₂ O
10472	Trimethobenzamide hydrochloride		C ₂₁ H ₂₅ ClN ₂ O ₃	554-92-7	424.918	cry	188				vs H ₂ O
10473	Trimethoprim		C ₁₄ H ₁₈ N ₄ O ₃	738-70-5	290.318	ye cry	201				sl chl, MeOH; i eth, bz
10474	3,4,5-Trimethoxyaniline		C ₉ H ₁₃ NO ₃	24313-88-0	183.204		112.8				
10475	2,3,4-Trimethoxybenzaldehyde		C ₁₀ H ₁₂ O ₄	2103-57-3	196.200			122 ^{0,5}		1.5547 ²⁰	
10476	2,4,5-Trimethoxybenzaldehyde		C ₁₀ H ₁₂ O ₄	4460-86-0	196.200		114				s H ₂ O, eth, chl, lig
10477	3,4,5-Trimethoxybenzaldehyde		C ₁₀ H ₁₂ O ₄	86-81-7	196.200		72.5	148 ⁵			s chl
10478	1,2,3-Trimethoxybenzene		C ₉ H ₁₂ O ₃	634-36-6	168.189	orth nd (al)	48.5	235	1.1009 ⁴⁵		i H ₂ O; s EtOH, eth, bz
10479	1,3,5-Trimethoxybenzene		C ₉ H ₁₂ O ₃	621-23-8	168.189	pr (al), lf (peth)	54.5	255.5			i H ₂ O; s EtOH, eth, bz
10480	3,4,5-Trimethoxybenzeneethanamine	Mescaline	C ₁₁ H ₁₇ NO ₃	54-04-6	211.258	cry	35.5	180 ¹²			s H ₂ O, EtOH, bz, chl; i eth, peth
10481	3,4,5-Trimethoxybenzenemethanol	3,4,5-Trimethoxybenzyl alcohol	C ₁₀ H ₁₄ O ₄	3840-31-1	198.216		3	228 ²⁵	1.1427 ²⁰	1.5439 ²⁰	
10482	2,4,5-Trimethoxybenzoic acid		C ₁₀ H ₁₂ O ₅	490-64-2	212.199	nd (al or bz-peth)	145	300			vs H ₂ O, bz, EtOH, peth
10483	3,4,5-Trimethoxybenzoic acid		C ₁₀ H ₁₂ O ₅	118-41-2	212.199	mcl nd (w)	172.3	226 ¹⁰			sl H ₂ O; vs EtOH, eth, chl
10484	3,4,5-Trimethoxybenzoyl chloride		C ₁₀ H ₁₁ ClO ₄	4521-61-3	230.645		82	185 ¹⁸			
10485	Trimethoxyboroxin		C ₃ H ₃ B ₃ O ₆	102-24-9	173.532					1.40 ²⁵	
10486	6,6',7'-Trimethoxy-2,2'-dimethylberbaman-12-ol	Berbamine	C ₃₇ H ₄₀ N ₂ O ₆	478-61-5	608.723	lf (+2w, al) cry (peth)	198.5				sl H ₂ O; s EtOH, eth, chl, peth
10487	6,6',7'-Trimethoxy-2,2'-dimethoxyacanthan-12'-ol	Oxyacanthine	C ₃₇ H ₄₀ N ₂ O ₆	548-40-3	608.723	nd (al, eth)	216.5				i H ₂ O; s EtOH, eth, bz, chl; i lig
10488	7',10,11-Trimethoxyemetan-6'-ol	Cephaeline	C ₂₈ H ₃₈ N ₂ O ₄	483-17-0	466.613	nd (eth)	115.5				vs ace, EtOH, MeOH, chl
10489	1,1,1-Trimethoxyethane		C ₅ H ₁₂ O ₃	1445-45-0	120.147			108	0.9438 ²⁵	1.3859 ²⁵	vs eth, EtOH
10490	4,7,8-Trimethoxyfuro[2,3-b]quinoline	Skimmianine	C ₁₄ H ₁₃ NO ₄	83-95-4	259.258	pym (al)	177				i H ₂ O, peth; s EtOH, chl; sl eth, CS ₂
10491	Trimethoxymethane		C ₄ H ₁₀ O ₃	149-73-5	106.120		15	104	0.9676 ²⁰	1.3793 ²⁰	s EtOH, eth
10492	Trimethoxymethylsilane		C ₃ H ₁₂ O ₂ Si	1185-55-3	136.222			102.5	0.9548 ²⁰	1.3696 ²⁰	s chl
10493	Trimethoxyphenylsilane		C ₉ H ₁₄ O ₃ Si	2996-92-1	198.291			130 ⁴⁵ , 110 ²⁰	1.064 ²⁰	1.4734 ²⁰	s ctc, CS ₂
10494	Trimethoxysilane		C ₃ H ₁₀ O ₃ Si	2487-90-3	122.195			32 ¹⁰⁰			
10495	3-(Trimethoxysilyl)-1-propanethiol (3-Mercaptopropyl) trimethoxysilane		C ₆ H ₁₆ O ₃ SSi	4420-74-0	196.340			128 ⁵⁰ , 93 ¹⁰	1.015 ²⁵	1.4420 ²⁵	
10496	<i>N</i> -[3-(Trimethoxysilyl)propyl]-1,2-ethanediamine		C ₈ H ₂₂ N ₂ O ₃ Si	1760-24-3	222.358			140.5 ¹⁵	1.01 ²⁵	1.4416 ²⁵	
10497	3-(Trimethoxysilyl)propyl methacrylate		C ₁₀ H ₂₀ O ₃ Si	2530-85-0	248.349	liq		107 ⁵ , 95 ¹			
10498	Trimethyl aluminum		C ₃ H ₉ Al	75-24-1	72.085		15.4	130; 20 ⁹	0.752 ²⁰		
10499	Trimethylamine	<i>N,N</i> -Dimethylmethanamine	C ₃ H ₉ N	75-50-3	59.110	col gas	-117.1	2.87	0.627 ²⁵ (p>1 atm)	1.3631 ⁰	vs H ₂ O, chl, tol; s EtOH, eth, bz
10500	Trimethylamine borane	<i>N,N</i> -Dimethylmethanamine borane	C ₃ H ₁₂ BN	75-22-9	72.945		94	172	0.792 ²⁵		vs eth, EtOH
10501	Trimethylamine hydrochloride	<i>N,N</i> -Dimethylmethanamine hydrochloride	C ₃ H ₁₀ ClN	593-81-7	95.571	mcl hyg nd (al)	277.5	sub 200			vs H ₂ O, EtOH, chl
10502	Trimethylamine oxide	<i>N,N</i> -Dimethylmethanamine oxide	C ₃ H ₉ NO	1184-78-7	75.109	hyg nd (w+2)	256				vs H ₂ O, EtOH
10503	2,4,5-Trimethylaniline		C ₉ H ₁₃ N	137-17-7	135.206	nd (w)	68	234.5	0.957 ²⁵		vs EtOH
10504	2,4,6-Trimethylaniline	Mesitylamine	C ₉ H ₁₃ N	88-05-1	135.206	liq	-2.5	232.5	0.9633 ²⁵	1.5495 ²⁰	sl ctc
10505	Trimethylarsine		C ₃ H ₉ As	593-88-4	120.025	liq	-87.3	52	1.144 ¹⁵		vs bz, eth, EtOH
10506	2,4,6-Trimethylbenzaldehyde		C ₁₀ H ₁₂ O	487-68-3	148.201		14	238.5	1.0154 ²⁵		i H ₂ O; s EtOH, eth, ace, bz
10507	1,2,3-Trimethylbenzene	Hemimellitene	C ₉ H ₁₂	526-73-8	120.191	liq	-25.4	176.12	0.8944 ²⁰	1.5139 ²⁰	i H ₂ O; msc EtOH, eth, ace, bz, peth, ctc
10508	1,2,4-Trimethylbenzene	Pseudocumene	C ₉ H ₁₂	95-63-6	120.191	liq	-43.77	169.38	0.8758 ²⁰	1.5048 ²⁰	i H ₂ O; msc EtOH, eth, ace, bz, peth, ctc
10509	1,3,5-Trimethylbenzene	Mesitylene	C ₉ H ₁₂	108-67-8	120.191	liq	-44.72	164.74	0.8615 ²⁵	1.4994 ²⁰	i H ₂ O; msc EtOH, eth, ace, bz, peth, ctc
10510	2,3,5-Trimethyl-1,4-benzenediol		C ₉ H ₁₂ O ₂	700-13-0	152.190	nd (w)	169 dec				sl H ₂ O; vs EtOH, eth, bz



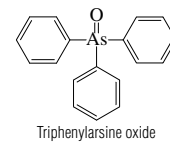
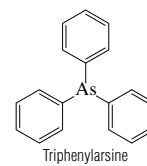
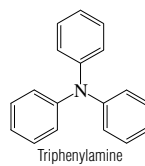
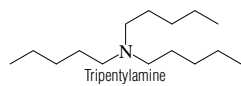
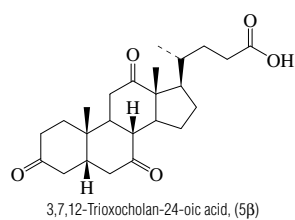
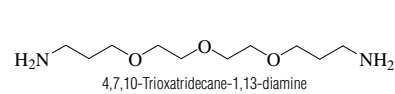
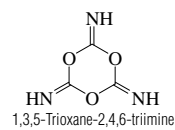
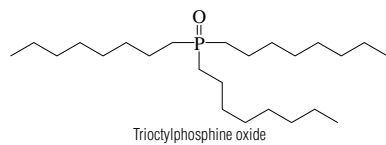
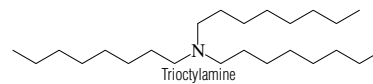
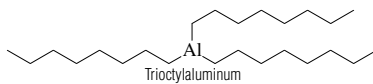
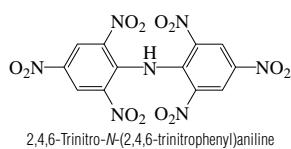
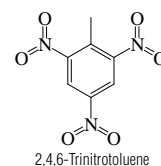
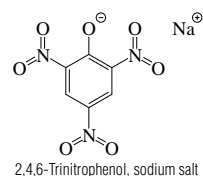
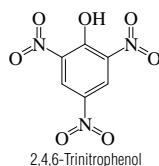
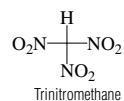
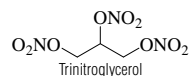
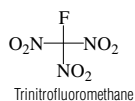
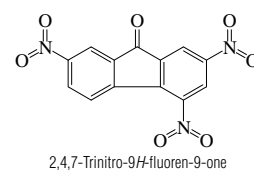
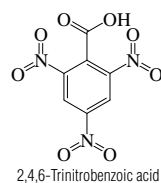
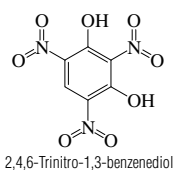
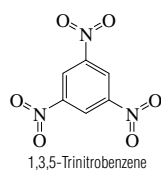
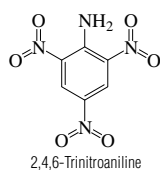
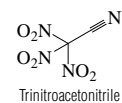
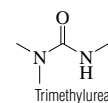
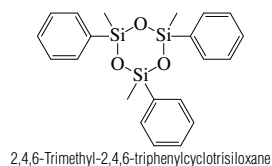
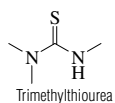
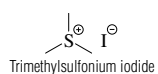
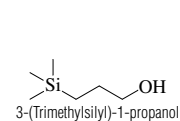
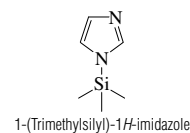
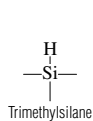
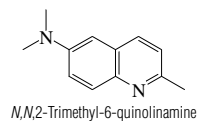
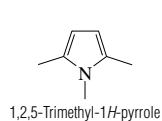
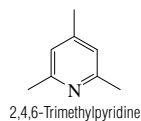
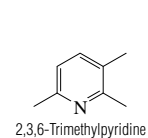
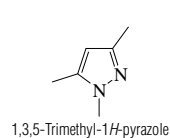
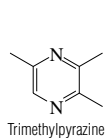
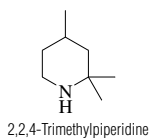
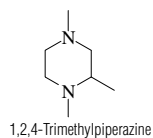
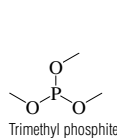
No.	Name	Synonym	Mol. Form.	CAS RN	Mol. Wt.	Physical Form	mp/°C	bp/°C	den/ g cm ⁻³	n _D	Solubility
10511	<i>N,α,α</i> -Trimethylbenzeneethanamine	Mephentermine	C ₁₁ H ₁₇ N	100-92-5	163.260	liq		95 ⁵			i H ₂ O; s eth; vs EtOH
10512	Trimethyl 1,2,4-benzenetricarboxylate	Trimethyl trimellitate	C ₁₂ H ₁₂ O ₆	2459-10-1	252.219	visc oil	-13	194 ¹²	1.261	1.5230 ²⁰	
10513	2,4,6-Trimethylbenzoic acid		C ₁₀ H ₁₂ O ₂	480-63-7	164.201	pr (liq)	156.5				sl H ₂ O; s EtOH, eth, ace, chl
10514	Trimethylbenzylsilane		C ₁₀ H ₁₆ Si	770-09-2	164.320			190.5	0.8933 ²⁰	1.4941 ²⁰	
10515	1,7,7-Trimethylbicyclo[2.2.1]heptane		C ₁₀ H ₁₈	464-15-3	138.250	hex pl(al), pr(MeOH)		161			i H ₂ O; s EtOH, eth, AcOEt, MeOH
10516	1,3,3-Trimethylbicyclo[2.2.1]heptan-2-ol, (1 <i>S</i> -endo)	<i>α</i> -Fenchyl alcohol, (<i>l</i>)	C ₁₀ H ₁₈ O	512-13-0	154.249	pr	48	94 ²⁰	0.9034 ⁸⁴		
10517	1,7,7-Trimethylbicyclo[2.2.1]heptan-2-ol acetate, endo	Bornyl acetate	C ₁₂ H ₂₀ O ₂	76-49-3	196.286		29	221			
10518	1,7,7-Trimethylbicyclo[2.2.1]hept-2-ene		C ₁₀ H ₁₆	464-17-5	136.234	cry (al)	113	146			vs bz, eth, EtOH
10519	4,6,6-Trimethylbicyclo[3.1.1]hept-3-en-2-ol, (1 <i>α</i> ,2 <i>α</i> ,5 <i>α</i>)		C ₁₀ H ₁₆ O	1820-09-3	152.233		24	92 ¹⁰	0.9657 ²⁵	1.4908 ²⁵	
10520	4,6,6-Trimethylbicyclo[3.1.1]hept-3-en-2-ol, (1 <i>α</i> ,2 <i>β</i> ,5 <i>α</i>)		C ₁₀ H ₁₆ O	1845-30-3	152.233		15.5	90 ¹⁰	0.9684 ²⁵	1.4912 ²⁵	
10521	2,7,7-Trimethylbicyclo[3.1.1]hept-2-en-6-one	Chrysanthenone	C ₁₀ H ₁₄ O	473-06-3	150.217			88 ¹²		1.4720 ²²	vs EtOH
10522	Trimethylborane		C ₃ H ₃ B	593-90-8	55.914	col gas	-161.5	-20.2			
10523	Trimethyl borate		C ₃ H ₉ BO ₃	121-43-7	103.912	liq	-29.3	67.5	0.915 ²⁵	1.3568 ²⁰	vs eth, MeOH
10524	2,2,3-Trimethylbutane	Triptane	C ₇ H ₁₆	464-06-2	100.202	liq	-24.6	80.86	0.6901 ²⁰	1.3864 ²⁰	i H ₂ O; s EtOH, eth; vs ace, bz, peth, ctc
10525	2,3,3-Trimethyl-2-butanol		C ₇ H ₁₆ O	594-83-2	116.201	cry (dil al +1/2w)	17	131	0.8380 ²⁵	1.4233 ²²	sl H ₂ O; vs ace, eth, EtOH
10526	2,3,3-Trimethyl-1-butene		C ₇ H ₁₄	594-56-9	98.186	liq	-109.9	77.9	0.7050 ²⁰	1.4025 ²⁰	i H ₂ O; s eth, bz, chl, MeOH
10527	Trimethylchlorosilane		C ₃ H ₃ ClSi	75-77-4	108.642	liq	-40	60	0.856 ²⁵	1.3870 ²⁰	
10528	Trimethyl citrate		C ₉ H ₁₄ O ₇	1587-20-8	234.203	tcl	79.3	285; 176 ¹⁶			vs eth, EtOH
10529	2,6,6-Trimethyl-2,4-cycloheptadien-1-one	Eucarvone	C ₁₀ H ₁₄ O	503-93-5	150.217			210; 105 ²²	0.9490 ²⁰	1.5087 ²⁰	s eth, ace
10530	1,1,2-Trimethylcyclohexane		C ₉ H ₁₈	7094-26-0	126.239	liq	-29	145.2	0.7963 ²⁵	1.4382 ²⁰	
10531	1,1,3-Trimethylcyclohexane		C ₉ H ₁₈	3073-66-3	126.239	liq	-65.7	136.6	0.7749 ²⁵	1.4295 ²⁰	i H ₂ O
10532	1 <i>α</i> ,2 <i>β</i> ,4 <i>β</i> -1,2,4-Trimethylcyclohexane		C ₉ H ₁₈	7667-60-9	126.239	liq	-83.5	142.9	0.7870 ²⁵	1.4341 ²⁰	
10533	1 <i>α</i> ,3 <i>α</i> ,5 <i>β</i> -1,3,5-Trimethylcyclohexane	<i>trans</i> -1,3,5-Trimethylcyclohexane	C ₉ H ₁₈	1795-26-2	126.239	liq	-107.4	140.5	0.7794 ²⁰	1.4307 ²⁰	vs bz, eth, liq
10534	<i>cis</i> -3,3,5-Trimethylcyclohexanol		C ₉ H ₁₈ O	933-48-2	142.238		37.3	202; 92 ¹²	0.9006 ¹⁶	1.4550 ¹⁶	i H ₂ O; s EtOH, eth, chl
10535	<i>trans</i> -3,3,5-Trimethylcyclohexanol		C ₉ H ₁₈ O	767-54-4	142.238	cry (eth)	55.8	189.2	0.8631 ⁶⁰		i H ₂ O; s EtOH, eth, chl
10536	2,2,6-Trimethylcyclohexanone		C ₉ H ₁₆ O	2408-37-9	140.222	liq	-31.8	178.5	0.9043 ¹⁸	1.4470 ²⁰	
10537	2,4,4-Trimethylcyclohexanone		C ₉ H ₁₆ O	2230-70-8	140.222			191	0.902 ²⁰	1.4493 ²⁰	
10538	3,3,5-Trimethylcyclohexanone	Dihydroisophorone	C ₉ H ₁₆ O	873-94-9	140.222	ye oil		189	0.8919 ¹⁹	1.4454 ¹⁵	
10539	2,6,6-Trimethyl-1-cyclohexene-1-carboxaldehyde	<i>β</i> -Cyclocitral	C ₁₀ H ₁₆ O	432-25-7	152.233			112 ²⁹ , 97 ¹⁵	0.959 ¹⁵	1.4971 ¹⁵	
10540	3,5,5-Trimethyl-2-cyclohexen-1-ol	Isophorol	C ₉ H ₁₆ O	470-99-5	140.222			69 ⁵	0.914 ²⁰	1.4717 ²⁰	
10541	4-(2,6,6-Trimethyl-1-cyclohexen-1-yl)-3-buten-2-ol	<i>β</i> -lonol	C ₁₃ H ₂₂ O	22029-76-1	194.313			130 ¹⁴	0.9243 ²⁰	1.4969 ²⁰	s EtOH, eth, ace
10542	4-(2,6,6-Trimethyl-2-cyclohexen-1-yl)-3-buten-2-ol	<i>α</i> -lonol	C ₁₃ H ₂₂ O	25312-34-9	194.313	oil		127 ¹⁴	0.9189 ²⁰	1.4735 ²⁰	
10543	1,1,2-Trimethylcyclopentane		C ₈ H ₁₆	4259-00-1	112.213	liq	-21.6	114; 53 ¹⁰⁰	0.7660 ²⁰	1.4199 ²⁰	
10544	1,1,3-Trimethylcyclopentane		C ₈ H ₁₆	4516-69-2	112.213	liq	-142.4	104.9	0.7439 ²⁵	1.4112 ²⁰	i H ₂ O
10545	1 <i>α</i> ,2 <i>α</i> ,4 <i>β</i> -1,2,4-Trimethylcyclopentane		C ₈ H ₁₆	4850-28-6	112.213	liq	-132.6	116.7	0.7592 ²⁵	1.4186 ²⁰	
10546	1 <i>α</i> ,2 <i>β</i> ,4 <i>α</i> -1,2,4-Trimethylcyclopentane		C ₈ H ₁₆	16883-48-0	112.213	liq	-130.8	109.3	0.7430 ²⁵	1.4106 ²⁰	
10547	1,2,2-Trimethyl-1,3-cyclopentanedicarboxylic acid, (1 <i>R</i> , 3 <i>S</i>)	(+)-Camphoric acid	C ₁₀ H ₁₆ O ₄	124-83-4	200.232	pr, lf (w)	187		1.186 ²⁰		sl H ₂ O; vs EtOH, eth; s ace; i bz, chl
10548	2,2,4-Trimethylcyclopentanone		C ₈ H ₁₄ O	28056-54-4	126.196	liq	-40.6	158	0.877 ²⁵	1.4300 ²⁰	
10549	2,4,4-Trimethylcyclopentanone		C ₈ H ₁₄ O	4694-12-6	126.196	liq	-25.6	160.5	0.8785 ¹⁸	1.433 ¹⁸	
10550	1,1,2-Trimethylcyclopropane		C ₆ H ₁₂	4127-45-1	84.159	liq	-138.2	54	0.6897 ²⁵	1.3864 ²⁰	
10551	3,7,11-Trimethyl-2,6,10-dodecatrienal		C ₁₅ H ₂₄ O	19317-11-4	220.351			172 ¹⁴	0.893 ¹⁸	1.4995	
10552	Trimethylgallium		C ₃ H ₉ Ga	1445-79-0	114.826			55.7			dec H ₂ O (exp)
10553	2,2,6-Trimethylheptane		C ₁₀ H ₂₂	1190-83-6	142.282	liq	-105	148.9	0.7200 ²⁵	1.4078 ²⁰	
10554	2,5,5-Trimethylheptane		C ₁₀ H ₂₂	1189-99-7	142.282			152.8	0.7362 ²⁵	1.4149 ²⁰	
10555	3,3,5-Trimethylheptane		C ₁₀ H ₂₂	7154-80-5	142.282			155.7	0.7248 ²⁰	1.4170 ²⁰	i H ₂ O; s bz, ctc, chl



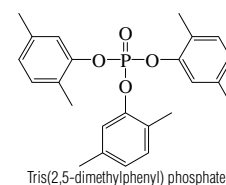
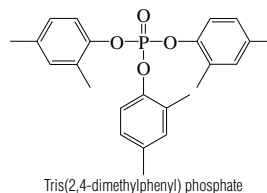
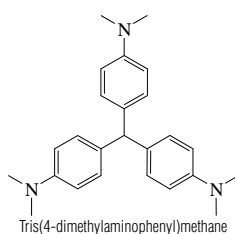
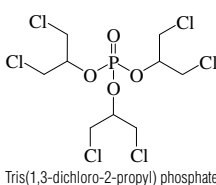
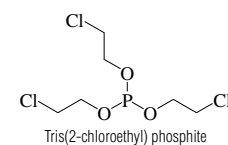
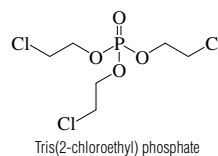
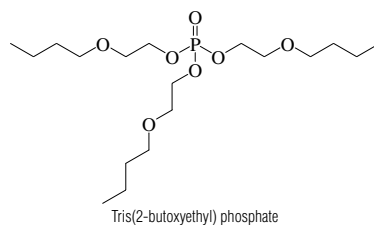
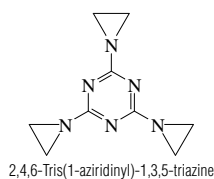
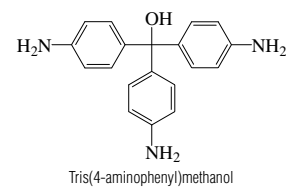
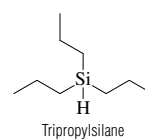
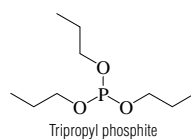
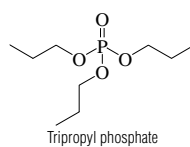
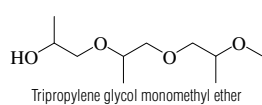
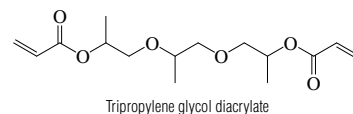
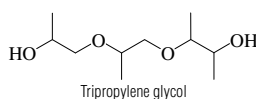
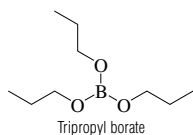
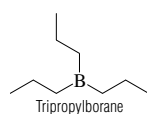
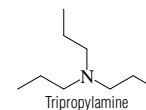
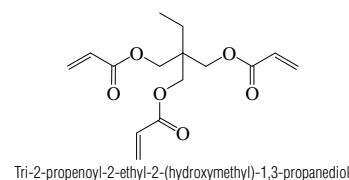
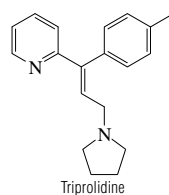
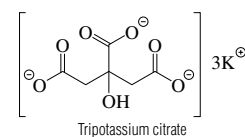
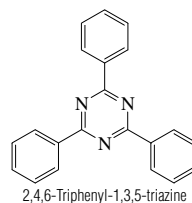
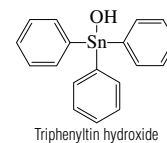
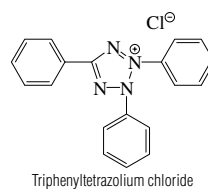
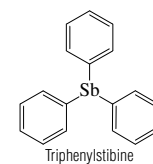
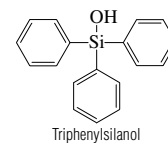
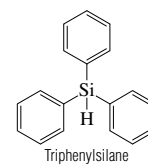
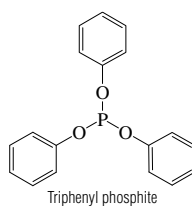
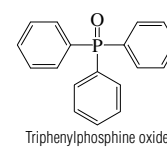
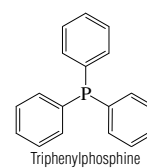
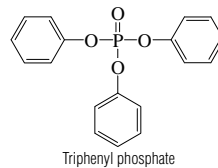
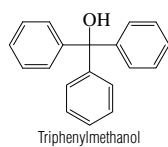
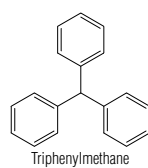
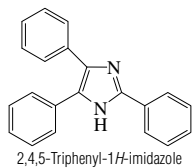
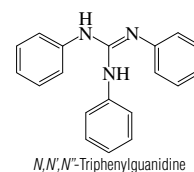
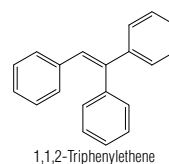
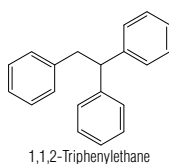
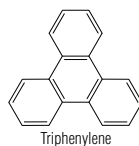
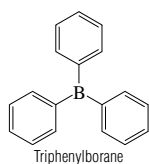
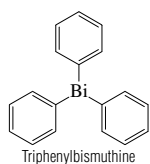
No.	Name	Synonym	Mol. Form.	CAS RN	Mol. Wt.	Physical Form	mp/°C	bp/°C	den/ g cm ⁻³	n _D	Solubility
10556	3,4,5-Trimethylheptane		C ₁₀ H ₂₂	20278-89-1	142.282			162.5	0.7519 ²⁵	1.4229 ²⁰	
10557	2,2,3-Trimethylhexane		C ₉ H ₂₀	16747-25-4	128.255			133.6	0.7257 ²⁵	1.4106 ²⁰	
10558	2,2,4-Trimethylhexane		C ₉ H ₂₀	16747-26-5	128.255	liq	-120	126.5	0.711 ²⁰	1.4033 ²⁰	
10559	2,2,5-Trimethylhexane		C ₉ H ₂₀	3522-94-9	128.255	liq	-105.7	124.09	0.7072 ²⁰	1.3997 ²⁰	i H ₂ O; vs EtOH, eth, ace, bz; s ctc
10560	2,3,3-Trimethylhexane		C ₉ H ₂₀	16747-28-7	128.255	liq	-116.8	137.7	0.7345 ²⁵	1.4141 ²⁰	
10561	2,3,4-Trimethylhexane		C ₉ H ₂₀	921-47-1	128.255			139.1	0.7354 ²⁵	1.4144 ²⁰	
10562	2,3,5-Trimethylhexane		C ₉ H ₂₀	1069-53-0	128.255	liq	-127.9	131.4	0.7218 ²⁰	1.4051 ²⁰	
10563	2,4,4-Trimethylhexane		C ₉ H ₂₀	16747-30-1	128.255	liq	-113.4	130.7	0.7201 ²⁵	1.4074 ²⁰	
10564	3,3,4-Trimethylhexane		C ₉ H ₂₀	16747-31-2	128.255	liq	-101.2	140.5	0.7414 ²⁵	1.4178 ²⁰	
10565	3,5,5-Trimethylhexanoic acid	Isononanoic acid	C ₉ H ₁₆ O ₂	3302-10-1	158.238	liq		121 ¹⁰ , 85 ⁴			
10566	3,5,5-Trimethyl-1-hexanol		C ₉ H ₂₀ O	3452-97-9	144.254			194	0.8236 ²⁵	1.4300 ²⁵	
10567	1,2,3-Trimethylindene		C ₁₂ H ₁₄	4773-83-5	158.239	liq		100.5 ¹⁰	0.9714 ²⁰	1.5521 ²⁰	
10568	Trimethylindium	Indium trimethyl	C ₃ H ₃ In	3385-78-2	159.921			135.7	1.568 ¹⁹		
10569	2,3,3-Trimethyl-3H-indole		C ₁₁ H ₁₃ N	1640-39-7	159.228			107 ¹¹			
10570	Trimethyl(4-methylphenyl)silane		C ₁₀ H ₁₆ Si	3728-43-6	164.320		38	192; 73 ¹⁰	0.8666 ²⁰	1.4900 ²⁰	
10571	1,4,5-Trimethylnaphthalene		C ₁₃ H ₁₄	2131-41-1	170.250	lf (MeOH)	63	145 ¹²			i H ₂ O
10572	1,3,5-Trimethyl-2-nitrobenzene		C ₉ H ₁₁ NO ₂	603-71-4	165.189	orth pr (al)	44	255	1.51 ²⁵		vs EtOH
10573	2,6,8-Trimethyl-4-nonanol		C ₁₂ H ₂₆ O	123-17-1	186.333			225.4	0.8178 ²⁰		sl ctc
10574	2,4,7-Trimethyloctane		C ₁₁ H ₂₄	62016-38-0	156.309			168.1			
10575	Trimethylolpropane		C ₆ H ₁₄ O ₃	77-99-6	134.173	wh pow or pl	58	160 ⁵			vs H ₂ O, EtOH
10576	3,5,5-Trimethyl-2,4-oxazolidinedione	Trimethadione	C ₆ H ₈ NO ₃	127-48-0	143.140		46	79 ⁵			s H ₂ O; vs EtOH, eth, ace, bz; i peth
10577	Trimethyloxonium fluoborate		C ₃ H ₉ BF ₄ O	420-37-1	147.907	hyg nd	148 dec				vs ace, chl
10578	2,4,4-Trimethyl-2-pentanamine		C ₈ H ₁₉ N	107-45-9	129.244						s chl
10579	2,2,3-Trimethylpentane		C ₈ H ₁₈	564-02-3	114.229	liq	-112.2	110	0.7161 ²⁰	1.4030 ²⁰	i H ₂ O; msc EtOH, eth, ace, hp; s bz
10580	2,2,4-Trimethylpentane	Isooctane	C ₈ H ₁₈	540-84-1	114.229	liq	-107.3	99.22	0.6878 ²⁵	1.3884 ²⁵	i H ₂ O; msc EtOH, ace, hp; s eth, ctc
10581	2,3,3-Trimethylpentane		C ₈ H ₁₈	560-21-4	114.229	liq	-100.9	114.8	0.7262 ²⁰	1.4075 ²⁰	i H ₂ O; vs EtOH; msc eth, ace, bz, hp
10582	2,3,4-Trimethylpentane		C ₈ H ₁₈	565-75-3	114.229	liq	-109.2	113.5	0.7191 ²⁰	1.4042 ²⁰	i H ₂ O; vs EtOH; msc eth, ace, bz; sl ctc
10583	2,2,4-Trimethyl-1,3-pentanediol		C ₈ H ₁₈ O ₂	144-19-4	146.228	pl (bz)	51.5	235; 81 ¹	0.936 ¹⁵	1.4513 ¹⁵	sl H ₂ O; vs EtOH, eth; s bz, chl
10584	2,4,4-Trimethyl-2-pentanethiol		C ₈ H ₁₈ S	141-59-3	146.294	liq		76 ²⁰			
10585	2,4,4-Trimethyl-2-pentanol		C ₈ H ₁₈ O	690-37-9	130.228	liq	-20	147.5	0.8225 ²⁰	1.4284 ²⁰	i H ₂ O; sl EtOH; s eth
10586	2,2,4-Trimethyl-3-pentanol		C ₈ H ₁₈ O	5162-48-1	130.228	liq	-13	150.5	0.8297 ²⁰	1.4288 ²⁰	
10587	2,2,4-Trimethyl-3-pentanone	<i>tert</i> -Butyl isopropyl ketone	C ₈ H ₁₆ O	5857-36-3	128.212			135.1	0.8065 ²⁰	1.4060	i H ₂ O; s eth, ace
10588	2,3,3-Trimethyl-1-pentene		C ₈ H ₁₆	560-23-6	112.213	liq	-69	108.3	0.7308 ²⁵	1.4174 ²⁰	
10589	2,4,4-Trimethyl-1-pentene		C ₈ H ₁₆	107-39-1	112.213	liq	-93.5	101.4	0.7150 ²⁰	1.4086 ²⁰	i H ₂ O; s eth, bz, ctc, chl, lig
10590	2,3,4-Trimethyl-2-pentene		C ₈ H ₁₆	565-77-5	112.213	liq	-113.4	116.5	0.7434 ²⁰	1.4274 ²⁰	
10591	2,4,4-Trimethyl-2-pentene		C ₈ H ₁₆	107-40-4	112.213	liq	-106.3	104.9	0.7218 ²⁰	1.4160 ²⁰	i H ₂ O; s eth, bz, ctc, chl; vs lig
10592	2,3,4-Trimethylphenol		C ₉ H ₁₂ O	526-85-2	136.190	nd (peth)	81	236			vs bz, eth, EtOH
10593	2,3,5-Trimethylphenol		C ₉ H ₁₂ O	697-82-5	136.190		94.5	233			
10594	2,3,6-Trimethylphenol		C ₉ H ₁₂ O	2416-94-6	136.190		63				
10595	2,4,5-Trimethylphenol		C ₉ H ₁₂ O	496-78-6	136.190	nd (lig)	72	232			i H ₂ O; vs EtOH, eth
10596	2,4,6-Trimethylphenol		C ₉ H ₁₂ O	527-60-6	136.190	nd (peth, MeOH)	73	220			vs eth, EtOH
10597	3,4,5-Trimethylphenol		C ₉ H ₁₂ O	527-54-8	136.190	nd (peth)	108	248.5			
10598	Trimethylphenoxysilane		C ₉ H ₁₄ OSi	1529-17-5	166.292	liq	-55	119	0.8681 ²⁰	1.5125 ²⁰	
10599	Trimethylphenylammonium chloride	Phenyltrimethylammonium chloride	C ₉ H ₁₄ CIN	138-24-9	171.667						vs H ₂ O, EtOH
10600	1-(2,4,6-Trimethylphenyl)ethane		C ₁₁ H ₁₄ O	1667-01-2	162.228			241; 120 ¹²	0.9754 ²⁰	1.5175 ²⁰	i H ₂ O; s EtOH, eth, ace, bz, ctc
10601	1,1,1-Trimethyl- <i>N</i> -phenylsilanamine	Phenyl(trimethylsilyl)amine	C ₉ H ₁₅ NSi	3768-55-6	165.308			206	0.940 ²⁰		
10602	Trimethylphenylsilane		C ₉ H ₁₄ Si	768-32-1	150.293			169.5	0.8722 ²⁰	1.4907 ²⁰	s ctc, CS ₂
10603	Trimethyl phosphate	Methyl phosphate	C ₃ H ₉ O ₄ P	512-56-1	140.074	liq	-46	197.2	1.2144 ²⁰	1.3967 ²⁰	vs H ₂ O; sl EtOH; s eth
10604	Trimethylphosphine		C ₃ H ₉ P	594-09-2	76.077	liq	-85	37.5			i H ₂ O; s eth



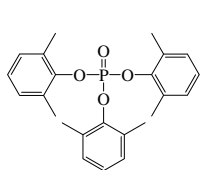
No.	Name	Synonym	Mol. Form.	CAS RN	Mol. Wt.	Physical Form	mp/°C	bp/°C	den/ g cm ⁻³	n _D	Solubility
10605	Trimethyl phosphite		C ₃ H ₉ O ₃ P	121-45-9	124.075			111.5	1.0518 ²⁰	1.4095 ²⁰	vs EtOH, eth; sl ctc
10606	1,2,4-Trimethylpiperazine		C ₇ H ₁₆ N ₂	120-85-4	128.215			149.5		1.4433 ²⁰	s ctc
10607	2,2,4-Trimethylpiperidine		C ₉ H ₁₇ N	101257-71-0	127.228			148	0.832 ¹⁵	1.4458 ²⁰	vs eth, EtOH
10608	Trimethylpyrazine		C ₇ H ₁₀ N ₂	14667-55-1	122.167			87 ²⁵			
10609	1,3,5-Trimethyl-1 <i>H</i> -pyrazole		C ₆ H ₁₀ N ₂	1072-91-9	110.156		37	170	0.9269 ⁴⁰	1.4589 ⁵⁷	
10610	2,3,6-Trimethylpyridine	2,3,6-Collidine	C ₈ H ₁₁ N	1462-84-6	121.180			171.6	0.9220 ²⁵	1.5053 ²⁰	s H ₂ O, EtOH, eth, ace, bz
10611	2,4,6-Trimethylpyridine	2,4,6-Collidine	C ₈ H ₁₁ N	108-75-8	121.180	liq	-46	170.6	0.9166 ²²	1.4959 ²⁵	s H ₂ O, EtOH, eth, ace, ctc
10612	1,2,5-Trimethyl-1 <i>H</i> -pyrrole		C ₇ H ₁₁ N	930-87-0	109.169			171	0.807 ²⁵	1.4969 ²⁰	
10613	<i>N,N</i> ,2-Trimethyl-6-quinolinamine		C ₁₂ H ₁₄ N ₂	92-99-9	186.252	ye pr (HOAc, AcOEt)	101	319			s ctc, CS ₂
10614	Trimethylsilane		C ₃ H ₁₀ Si	993-07-7	74.197	col gas	-135.9	6.7			
10615	1-(Trimethylsilyl)-1 <i>H</i> -imidazole		C ₆ H ₁₂ N ₂ Si	18156-74-6	140.258						s chl
10616	3-(Trimethylsilyl)-1-propanol		C ₆ H ₁₆ OSi	2917-47-7	132.276			141; 82 ²⁴	0.822 ²⁵	1.4298 ²⁰	
10617	Trimethylstibine		C ₃ H ₉ Sb	594-10-5	166.863	liq	-62	80.6	1.523 ¹⁵	1.42 ¹⁵	i H ₂ O; s EtOH, eth, CS ₂
10618	Trimethylsulfonium iodide		C ₃ H ₉ I ⁺ S ⁻	2181-42-2	204.072	cry (eth)	211 dec				
10619	Trimethylthiourea		C ₄ H ₁₀ N ₂ S	2489-77-2	118.200	pr (bz-liq)	87.5				vs bz, EtOH, chl
10620	2,4,6-Trimethyl-2,4,6-triphenylcyclotrisiloxane		C ₂₁ H ₂₄ O ₃ Si ₃	546-45-2	408.671		100	190 ^{1.5}	1.1062 ²⁰	1.5397 ²⁰	
10621	Trimethylurea		C ₄ H ₁₀ N ₂ O	632-14-4	102.134	pr (eth)	75.5	232.5	1.1900 ²⁰		s H ₂ O, EtOH; sl eth, bz
10622	Trinitroacetone		C ₂ N ₆ O ₆	630-72-8	176.044	wax	41.5	exp 220			vs eth
10623	2,4,6-Trinitroaniline		C ₆ H ₃ N ₃ O ₆	489-98-5	228.119	dk ye pr (HOAc)	193.5	exp	1.762 ¹⁰		i H ₂ O; sl EtOH, eth; s ace, bz, AcOEt
10624	1,3,5-Trinitrobenzene	<i>sym</i> -Trinitrobenzene	C ₆ H ₃ N ₃ O ₆	99-35-4	213.104	orth pl (bz) lf (w)	122.9	315	1.4775 ¹⁵²		sl H ₂ O, EtOH, eth; vs ace; s bz, py
10625	2,4,6-Trinitro-1,3-benzenediol	Styphnic acid	C ₆ H ₃ N ₃ O ₈	82-71-3	245.103	hex ye cry (dil al)	175.5	sub			vs eth, EtOH
10626	2,4,6-Trinitrobenzoic acid		C ₇ H ₃ N ₃ O ₈	129-66-8	257.114	orth (w)	228 dec				sl H ₂ O, bz; vs EtOH; s eth, ace
10627	2,4,7-Trinitro-9 <i>H</i> -fluoren-9-one		C ₁₃ H ₅ N ₃ O ₇	129-79-3	315.195	pa ye nd (bz, HOAc)	175.8				sl H ₂ O; vs ace, bz, chl
10628	Trinitrofluoromethane	Fluorotrinitromethane	CFN ₃ O ₆	1840-42-2	169.025			86.3	1.59 ²⁰		
10629	Trinitroglycerol	Nitroglycerin	C ₃ H ₅ N ₃ O ₉	55-63-0	227.087	pa ye tcl or orth	13.5	exp 218; 93 ^{0.31}	1.5931 ²⁰	1.4786 ¹²	sl H ₂ O; s EtOH, bz; msc eth; vs ace, chl
10630	Trinitromethane		CHN ₃ O ₆	517-25-9	151.035		15	exp	1.479 ²⁰	1.4451 ²⁴	vs ace, EtOH
10631	2,4,6-Trinitrophenol	Picric acid	C ₆ H ₃ N ₃ O ₇	88-89-1	229.104	ye lf (w), pr (eth) pl (al)	122.5	exp 300		1.763	sl H ₂ O; s EtOH, eth, bz, chl; vs ace
10632	2,4,6-Trinitrophenol, sodium salt	Sodium picrate	C ₆ H ₃ N ₃ NaO ₇	3324-58-1	251.086	nd (w)	270.4				
10633	2,4,6-Trinitrotoluene	2-Methyl-1,3,5-trinitrobenzene	C ₇ H ₅ N ₃ O ₆	118-96-7	227.131	orth (al)	80.5	exp 240	1.654 ²⁵		i H ₂ O; sl EtOH; s eth; vs ace, bz
10634	2,4,6-Trinitro- <i>N</i> -(2,4,6-trinitrophenyl)aniline	Dipicrylamine	C ₁₂ H ₅ N ₇ O ₁₂	131-73-7	439.208	pa ye pr(HOAc)	244 dec				i H ₂ O, EtOH, bz, ctc; sl eth, ace; vs py
10635	Trioctylaluminum		C ₂₄ H ₅₁ Al	1070-00-4	366.644	hyg visc liq	-62		0.701		
10636	Trioctylamine	<i>N,N</i> -Dioctyl-1-octanamine	C ₂₄ H ₅₁ N	1116-76-3	353.669	liq	-34.6	366	0.8110 ²⁰	1.4510 ¹⁹	
10637	Trioctylphosphine oxide	TOPO	C ₂₄ H ₅₁ OP	78-50-2	386.635			52	201 ²		
10638	1,3,5-Trioxane	Formaldehyde, trimer	C ₃ H ₆ O ₃	110-88-3	90.078	orth nd (eth)	60.29	114.5	1.17 ⁸⁵		vs H ₂ O; s EtOH, eth, bz, CS ₂ ; i peth
10639	1,3,5-Trioxane-2,4,6-trimine	Cyamelide	C ₃ H ₃ N ₃ O ₃	462-02-2	129.074	amor pow	dec	dec	1.127 ¹⁵		vs eth, EtOH
10640	4,7,10-Trioxatridecane-1,13-diamine	Diethyleneglycol diaminopropyl ether	C ₁₀ H ₂₄ N ₂ O ₃	4246-51-9	220.309	liq		147 ⁴	1.005	1.4640 ²⁰	
10641	3,7,12-Trioxocholan-24-oic acid, (5β)	Dehydrocholic acid	C ₂₄ H ₃₄ O ₅	81-23-2	402.524		237				i H ₂ O, eth; sl EtOH, bz; s ace, AcOEt
10642	Tripenylamine	<i>N,N</i> -Dipentyl-1-pentanamine	C ₁₅ H ₃₃ N	621-77-2	227.430			242.5	0.7907 ²⁰	1.4366 ²⁰	i H ₂ O; s EtOH, eth, acid
10643	Triphenylamine	<i>N,N</i> -Diphenylbenzenamine	C ₁₈ H ₁₅ N	603-34-9	245.319	mcl (MeOH, bz)	126.5	365	0.774 ⁰	1.353 ¹⁶	i H ₂ O; sl EtOH; s eth, bz, MeOH
10644	Triphenylarsine		C ₁₈ H ₁₅ As	603-32-7	306.234		61	360	1.2634 ¹⁸	1.6888 ²¹	i H ₂ O; sl EtOH; vs eth, bz; s chl
10645	Triphenylarsine oxide		C ₁₈ H ₁₅ AsO	1153-05-5	322.233		192	324.0			



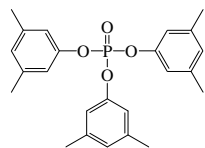
No.	Name	Synonym	Mol. Form.	CAS RN	Mol. Wt.	Physical Form	mp/°C	bp/°C	den/ g cm ⁻³	n _D	Solubility
10646	Triphenylbismuthine		C ₁₈ H ₁₅ Bi	603-33-8	440.292		77.6	242 ¹⁴	1.715 ⁷⁵	1.7040 ⁷⁵	sl EtOH, chl; s eth, ace, bz, CS ₂
10647	Triphenylborane		C ₁₈ H ₁₅ B	960-71-4	242.123	wh cry	142				i H ₂ O; sl eth; s bz, lig
10648	Triphenylene	Benzo[1]phenanthrene	C ₁₈ H ₁₂	217-59-4	228.288	nd (al, chl, bz)	197.8	425			i H ₂ O; s EtOH, HOAc; vs bz, chl
10649	1,1,2-Triphenylethane		C ₂₀ H ₁₈	1520-42-9	258.357	mcl lf (dil al), nd (al)	57				i H ₂ O; vs EtOH, eth, bz; sl MeOH
10650	1,1,2-Triphenylethene		C ₂₀ H ₁₆	58-72-0	256.341	lf (al)	72.5	220 ¹⁴	1.0373 ⁷⁸	1.6292 ⁷⁸	i H ₂ O; s EtOH, chl, MeOH; vs eth
10651	<i>N,N,N'</i> -Triphenylguanidine		C ₁₉ H ₁₇ N ₃	101-01-9	287.358	nd or pr (al)	146.5	dec	1.163 ²⁰		sl H ₂ O; s EtOH
10652	2,4,5-Triphenyl-1 <i>H</i> -imidazole		C ₂₁ H ₁₆ N ₂	484-47-9	296.365	nd (al)	275	sub			i H ₂ O; s EtOH, eth
10653	Triphenylmethane		C ₁₉ H ₁₆	519-73-3	244.330	orth (al)	93.4	359; 200 ¹⁰	1.014 ⁹⁹	1.5839 ⁹⁹	i H ₂ O; sl EtOH; vs eth, py, chl; s bz
10654	Triphenylmethanol		C ₁₉ H ₁₆ O	76-84-6	260.329	pl (al), trg (bz)	164.2	380	1.199 ⁰		i H ₂ O, peth; vs EtOH, eth; s ace, bz
10655	Triphenyl phosphate		C ₁₈ H ₁₅ O ₄ P	115-86-6	326.283	cry (lig), pr (al) nd (eth)	50.5	245 ¹¹	1.2055 ⁵⁰		i H ₂ O; s EtOH; vs eth, bz, ctc, chl
10656	Triphenylphosphine		C ₁₈ H ₁₅ P	603-35-0	262.286		80	188 ¹	1.0749 ⁶⁰	1.6358 ⁶⁰	i H ₂ O; s EtOH, bz, chl; vs eth
10657	Triphenylphosphine oxide		C ₁₈ H ₁₅ OP	791-28-6	278.285	pr	156.5	>360	1.2124 ²³		sl H ₂ O, eth, chl; vs EtOH, bz
10658	Triphenyl phosphite		C ₁₈ H ₁₅ O ₃ P	101-02-0	310.284		25	360	1.1842 ²⁰	1.5900 ²⁰	i H ₂ O; vs EtOH
10659	Triphenylsilane		C ₁₈ H ₁₆ Si	789-25-3	260.406						s ctc, CS ₂
10660	Triphenylsilanol		C ₁₈ H ₁₆ OSi	791-31-1	276.405		154.8		1.1777 ²⁰		s ctc, CS ₂
10661	Triphenylstibine		C ₁₈ H ₁₅ Sb	603-36-1	353.072	pr (peth)	53.5	>360	1.4343 ²⁵	1.6948 ⁴²	i H ₂ O; s EtOH; vs eth, ace, bz, chl
10662	Triphenyltetrazolium chloride		C ₁₉ H ₁₅ ClN ₄	298-96-4	334.802	nd (al, chl)	243	dec			s H ₂ O, EtOH, ace, chl; i eth
10663	Triphenyltin hydroxide	Stannane, hydroxytriphenyl-	C ₁₈ H ₁₆ OSn	76-87-9	367.029		119		1.54 ²⁰		
10664	2,4,6-Triphenyl-1,3,5-triazine		C ₂₁ H ₁₆ N ₃	493-77-6	309.364		257				
10665	Tripotassium citrate	Potassium citrate	C ₆ H ₅ K ₃ O ₇	866-84-2	306.395	wh cry (w)	275	dec			vs H ₂ O; i EtOH
10666	Triprolidine		C ₁₉ H ₂₂ N ₂	486-12-4	278.391	cry (peth)	60				
10667	Tri-2-propenyl-2-ethyl-2-(hydroxymethyl)-1,3-propanediol	Trimethylolpropane triacrylate	C ₁₅ H ₂₀ O ₆	15625-89-5	296.316			>200 ¹		1.4735 ²⁰	
10668	Tripropylamine	<i>N,N</i> -Dipropyl-1-propanamine	C ₉ H ₂₁ N	102-69-2	143.270	liq	-93.5	156	0.7558 ²⁰	1.4181 ²⁰	vs eth, EtOH
10669	Tripropylborane		C ₉ H ₂₁ B	1116-61-6	140.074	liq	-56	159	0.7204 ²⁵	1.4135 ²²	
10670	Tripropyl borate	Boric acid, tripropyl ester	C ₉ H ₂₁ BO ₃	688-71-1	188.072			179.5	0.8576 ²⁰	1.3948 ²⁰	vs EtOH; msc eth; s PrOH
10671	Tripropylene glycol	[(1-Methyl-1,2-ethanediyl) bis(oxy)]bispropanol	C ₉ H ₂₀ O ₄	24800-44-0	192.253	liq		268; 115 ²	1.02 ²⁰	1.4440 ²⁰	
10672	Tripropylene glycol diacrylate		C ₁₅ H ₂₄ O ₆	42978-66-5	300.348			>120 ¹			
10673	Tripropylene glycol monomethyl ether	1-[2-(2-Methoxy-1-methylethoxy)-1-methylethoxy]-2-propanol	C ₁₀ H ₂₂ O ₄	20324-33-8	206.280			241.3			
10674	Tripropyl phosphate		C ₉ H ₂₁ O ₄ P	513-08-6	224.234			252	1.0121 ²⁰	1.4165 ²⁰	sl H ₂ O, chl; s EtOH, eth, tol, CS ₂
10675	Tripropyl phosphite	Tripropoxyphosphine	C ₉ H ₂₁ O ₃ P	923-99-9	208.235			206.5	0.9417 ²⁰	1.4282 ²⁰	vs eth, EtOH
10676	Tripropylsilane		C ₉ H ₂₂ Si	998-29-8	158.357			172	0.7723 ⁹	1.4280 ²⁰	i H ₂ O
10677	Tris(4-aminophenyl)methanol	C.I. Basic Red 9	C ₁₉ H ₁₉ N ₃ O	467-62-9	305.373	purp cry	205				
10678	2,4,6-Tris(1-aziridinyl)-1,3,5-triazine	Triethylenemelamine	C ₉ H ₁₂ N ₆	51-18-3	204.231	cry pow	139	dec			s H ₂ O
10679	Tris(2-butoxyethyl) phosphate		C ₁₈ H ₃₅ O ₇ P	78-51-3	398.473	liq		255 ¹⁰	1.02 ²⁵		i H ₂ O
10680	Tris(2-chloroethyl) phosphate		C ₆ H ₁₂ Cl ₃ O ₄ P	115-96-8	285.489			330; 194 ¹⁰	1.39 ²⁵	1.4721 ²⁰	s ctc
10681	Tris(2-chloroethyl) phosphite		C ₆ H ₁₂ Cl ₃ O ₃ P	140-08-9	269.490			120 ³	1.3443 ²⁵	1.4868 ²⁰	
10682	Tris(1,3-dichloro-2-propyl) phosphate	Fyrol FR-2	C ₉ H ₁₅ Cl ₆ O ₄ P	13674-87-8	430.904	visc liq		236 ⁵		1.5022 ²⁰	i H ₂ O
10683	Tris(4-dimethylaminophenyl) methane	Paraleucaniline	C ₂₅ H ₃₁ N ₃	603-48-5	373.534	lf (al), nd (bz)	176.5				vs bz, eth, chl
10684	Tris(2,4-dimethylphenyl) phosphate	2,4-Xylenol, phosphate (3:1)	C ₂₄ H ₂₇ O ₄ P	3862-12-2	410.442			233.5	1.142 ³⁸	1.5550 ²⁰	i H ₂ O; s bz, chl, hx
10685	Tris(2,5-dimethylphenyl) phosphate	2,5-Xylenol, phosphate (3:1)	C ₂₄ H ₂₇ O ₄ P	19074-59-0	410.442		79.8	262 ⁸	1.197 ²⁵		i H ₂ O; sl EtOH, hx; s eth, bz, ctc



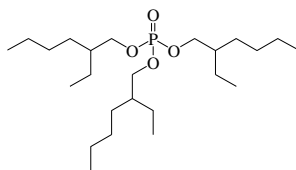
No.	Name	Synonym	Mol. Form.	CAS RN	Mol. Wt.	Physical Form	mp/°C	bp/°C	den/ g cm ⁻³	n _D	Solubility
10686	Tris(2,6-dimethylphenyl)phosphate	2,6-Xylenol, phosphate (3:1)	C ₂₄ H ₂₇ O ₄ P	121-06-2	410.442	wax	137.8	263 ⁶			i H ₂ O; sl EtOH, hx; s bz
10687	Tris(3,5-dimethylphenyl)phosphate		C ₂₄ H ₂₇ O ₄ P	25653-16-1	410.442		46.2	290 ¹⁰			i H ₂ O; sl EtOH, chl, hx; s HOAc
10688	Tris(2-ethylhexyl) phosphate		C ₂₄ H ₅₁ O ₄ P	78-42-2	434.633	liq		215 ⁵	0.99 ²⁰		
10689	Tris(ethylthio)methane	Triethyl orthothioformate	C ₇ H ₁₆ S ₃	6267-24-9	196.397			dec 235; 127 ¹²	1.053 ²⁰	1.5410 ¹⁵	vs eth, EtOH
10690	1,3,5-Tris(2-hydroxyethyl)isocyanuric acid		C ₉ H ₁₅ N ₃ O ₆	839-90-7	261.231	cry	136				
10691	1,1,1-Tris(hydroxymethyl)ethane trinitrate	2-Methyl-2-[(nitrooxy)methyl]-1,3-propanediol, dinitrate	C ₆ H ₉ N ₃ O ₉	3032-55-1	255.140			83 ^{0.05}			
10692	<i>N,N,N'</i> -Tris(hydroxymethyl)melamine	Trimethylolmelamine	C ₆ H ₁₂ N ₆ O ₃	1017-56-7	216.197	cry	148				
10693	Tris(hydroxymethyl)methylamine	2-Amino-2-(hydroxymethyl)-1,3-propanediol	C ₄ H ₁₁ NO ₃	77-86-1	121.135		171.5	219 ¹⁰			vs H ₂ O; s MeOH
10694	Tris(methoxyethoxy)vinylsilane		C ₁₁ H ₂₄ O ₆ Si	1067-53-4	280.391						s ctc
10695	Tris(4-methoxyphenyl)chloroethene	Chlorotrianisene	C ₂₃ H ₂₁ ClO ₃	569-57-3	380.864		115				
10696	Tris(2-methylphenyl)phosphine		C ₂₁ H ₂₁ P	6163-58-2	304.366		127.0				
10697	Tris(3-methylphenyl)phosphine		C ₂₁ H ₂₁ P	6224-63-1	304.366		101.0				
10698	Tris(4-methylphenyl)phosphine		C ₂₁ H ₂₁ P	1038-95-5	304.366		147.0				
10699	Tris(2-methyl-2-propenyl)-2-ethyl-2-hydroxymethyl-1,3-propanediol	1,1,1-Trimethylolpropane trimethacrylate	C ₁₈ H ₂₆ O ₆	3290-92-4	338.395			>200 ¹		1.470 ²⁵	
10700	Trisodium citrate	Sodium citrate	C ₆ H ₅ Na ₃ O ₇	68-04-2	258.069	wh cry (w)	300				vs H ₂ O; i EtOH
10701	Trisodium <i>N</i> -hydroxyethylethylenediaminetriacetate	Versen-OI	C ₁₀ H ₁₅ N ₂ Na ₃ O ₇	139-89-9	344.204		288 (hyd)				
10702	Tris(perfluorobutyl)amine	Trinonafluorobutylamine	C ₁₂ F ₂₇ N	311-89-7	671.092			178	1.884 ²⁵	1.291 ²⁵	s ace
10703	2,4,6-Tris(2-pyridinyl)-1,3,5-triazine	2,4,6-Tripyridyl- <i>s</i> -triazine	C ₁₈ H ₁₂ N ₆	3682-35-7	312.328		210				
10704	Tris(<i>o</i> -tolyl) phosphite		C ₂₁ H ₂₁ O ₃ P	2622-08-4	352.364		11	238 ¹¹ , 197 ²	1.1423 ²⁰	1.5740 ²⁸	s eth; sl chl
10705	Tris(<i>p</i> -tolyl) phosphite		C ₂₁ H ₂₁ O ₃ P	620-42-8	352.364	pa ye	52	252 ¹⁰	1.1280 ²⁵	1.5703 ²⁸	vs eth
10706	Tris(triphenylphosphine) rhodium carbonyl hydride	Carbonylhydrotris(triphenylphosphine)rhodium	C ₅₅ H ₄₆ OP ₃ Rh	17185-29-4	918.781	ye cry	121		1.33		sl bz, chl
10707	1,3,5-Trithiane		C ₃ H ₆ S ₃	291-21-4	138.275	hex (bz), pr (w) nd (al)	220	sub	1.6374 ²⁴		sl H ₂ O, EtOH, eth; s bz
10708	Trithiocarbonic acid		CH ₂ S ₃	594-08-1	110.222	red oil	-26.9	57.8	1.476 ²⁵	1.8225 ²⁰	dec H ₂ O, EtOH; vs tol, chl
10709	Tritriacontane		C ₃₃ H ₆₈	630-05-7	464.893		71.2				
10710	Tropacocaine		C ₁₅ H ₁₉ NO ₂	537-26-8	245.318	pl or tab	49	dec	1.0426 ¹⁰⁰	1.5080 ¹⁰⁰	vs bz, eth, EtOH, peth
10711	Tropine	8-Methyl-8-azabicyclo[3.2.1]octan-3-ol, <i>endo</i>	C ₈ H ₁₅ NO	120-29-6	141.211	hyg pl (eth)	64	233	1.016 ¹⁰⁰	1.4811 ¹⁰⁰	vs H ₂ O, eth, EtOH
10712	Trypan blue		C ₃₄ H ₂₄ N ₆ Na ₄ O ₁₄ S ₄	72-57-1	960.805	dk bl cry	300				s H ₂ O, acid; i EtOH
10713	Tryptamine		C ₁₀ H ₁₂ N ₂	61-54-1	160.215	nd (al-bz, lig)	118	1370 ¹⁵			i H ₂ O, eth, bz, chl; s EtOH, ace
10714	<i>L</i> -Tryptophan	α -Aminoindole-3-propionic acid, (<i>l</i>)	C ₁₁ H ₁₂ N ₂ O ₂	73-22-3	204.225	lf or pl (dil al)	289 dec				sl H ₂ O, HOAc; s EtOH; i eth, chl
10715	Tsuduranine		C ₁₈ H ₁₉ NO ₃	517-97-5	297.349	nd (eth)	204				vs ace, eth, EtOH
10716	T-2 Toxin	Mycotoxin T2	C ₂₄ H ₃₄ O ₃	21259-20-1	466.522	nd	151				sl H ₂ O, peth; s EtOH, chl, DMSO
10717	Tubocurarine dichloride		C ₃₇ H ₄₂ Cl ₂ N ₂ O ₆	57-94-3	681.644	hyg cry	275 dec				s MeOH; i py, bz, ace, eth
10718	Tungsten carbonyl	Tungsten hexacarbonyl	C ₆ O ₆ W	14040-11-0	351.90	wh cry	dec 170	sub	2.65		i H ₂ O; s os
10719	Turanose		C ₁₂ H ₂₂ O ₁₁	547-25-1	342.296	pr (w-al, MeOH)	168				vs H ₂ O; s EtOH, MeOH
10720	Tybamate		C ₁₃ H ₂₆ N ₂ O ₄	4268-36-4	274.356	cry	50	151 ^{0.06}			
10721	<i>L</i> -Tyrosine	4-Hydroxy- <i>L</i> -phenylalanine	C ₉ H ₁₁ NO ₃	60-18-4	181.188	nd (w)	343 dec	sub			sl H ₂ O, HOAc; i EtOH, eth
10722	Tyrosineamide		C ₉ H ₁₂ N ₂ O ₂	4985-46-0	180.203	pl or pl (al)	153.5				vs H ₂ O, EtOH
10723	<i>L</i> -Tyrosine, ethyl ester		C ₁₁ H ₁₅ NO ₃	949-67-7	209.242	pr (AcOEt)	108.5				vs bz, EtOH, AcOEt
10724	<i>L</i> -Tyrosine, methyl ester, hydrochloride		C ₁₀ H ₁₄ ClNO ₃	3417-91-2	231.676		191.0				s H ₂ O
10725	1,10-Undecadiyne		C ₁₁ H ₁₆	4117-15-1	148.245		-17	83 ¹²	0.8182 ²¹	1.453 ²¹	vs ace, bz
10726	Undecafluorocyclohexane		C ₆ HF ₁₁	308-24-7	282.054			62.0			
10727	Undecanal		C ₁₁ H ₂₂ O	112-44-7	170.292		-2.0	117 ¹⁸	0.8251 ²³	1.4520 ²⁰	i H ₂ O; s EtOH, eth



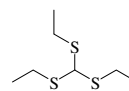
Tris(2,6-dimethylphenyl) phosphate



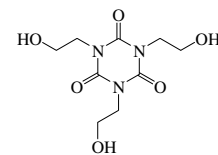
Tris(3,5-dimethylphenyl) phosphate



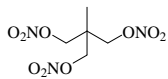
Tris(2-ethylhexyl) phosphate



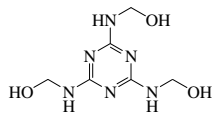
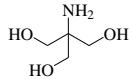
Tris(ethylthio)methane



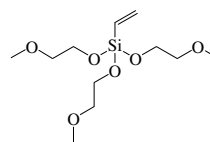
1,3,5-Tris(2-hydroxyethyl) isocyanuric acid



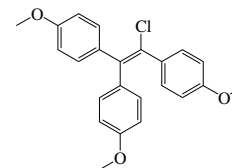
1,1,1-Tris(hydroxymethyl)ethane trinitrate

*N,N,N'*-Tris(hydroxymethyl)melamine

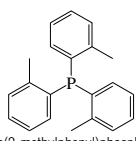
Tris(hydroxymethyl)methylamine



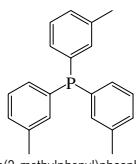
Tris(methoxyethoxy)vinylsilane



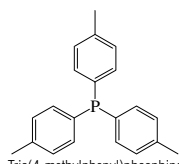
Tris(4-methoxyphenyl)chloroethene



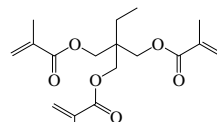
Tris(2-methylphenyl)phosphine



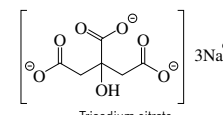
Tris(3-methylphenyl)phosphine



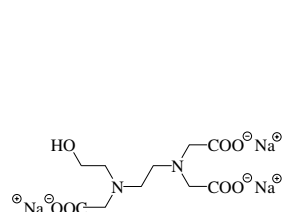
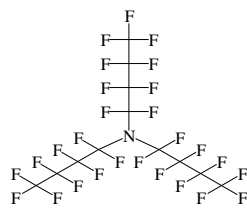
Tris(4-methylphenyl)phosphine



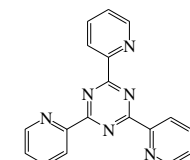
Tris(2-methyl-2-propenyl)-2-ethyl-2-hydroxymethyl-1,3-propanediol



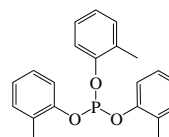
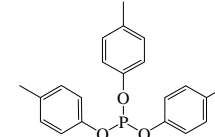
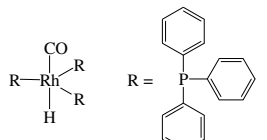
Trisodium citrate

Trisodium *N*-hydroxyethylethylenediaminetriacetate

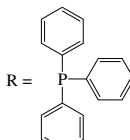
Tris(perfluorobutyl)amine



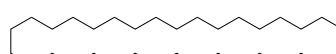
2,4,6-Tris(2-pyridinyl)-1,3,5-triazine

Tris(*o*-tolyl) phosphiteTris(*p*-tolyl) phosphite

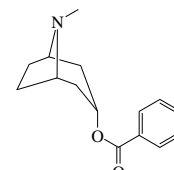
Tris(triphenylphosphine) rhodium carbonyl hydride



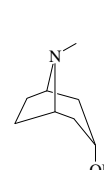
Trithiocarbonic acid



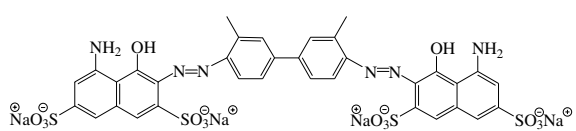
Tritriacontane



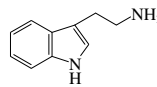
Tropacocaine



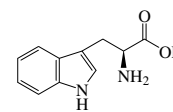
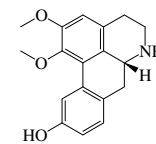
Tropine



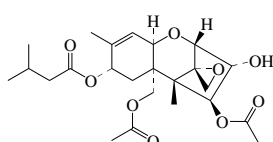
Trypan blue



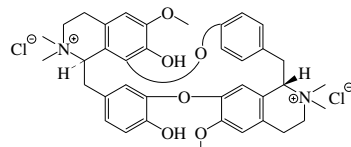
Tryptamine

*L*-Tryptophan

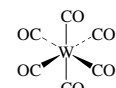
Tsuduranine



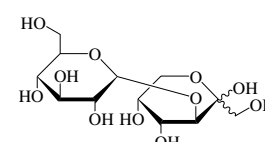
T-2 Toxin



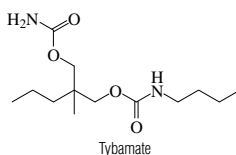
Tubocurarine dichloride



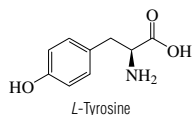
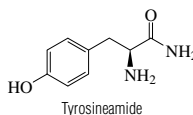
Tungsten carbonyl



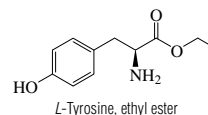
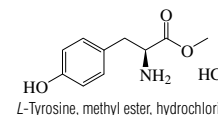
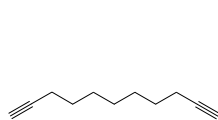
Turanose



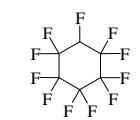
Tybamate

*L*-Tyrosine

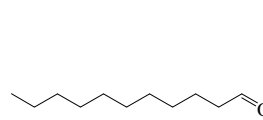
Tyrosineamide

*L*-Tyrosine, ethyl ester*L*-Tyrosine, methyl ester, hydrochloride

1,10-Undecadiyne

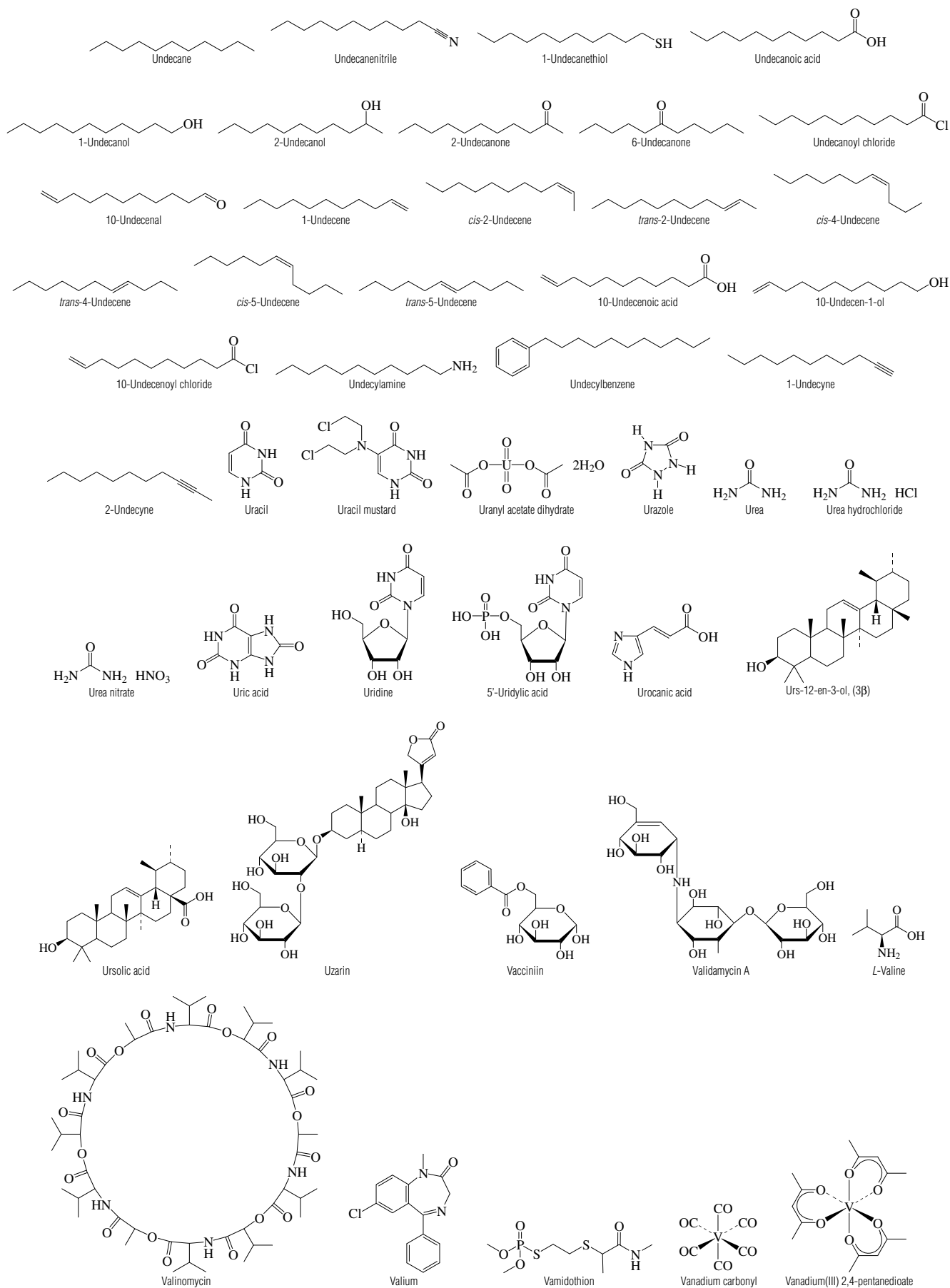


Undecafluorocyclohexane

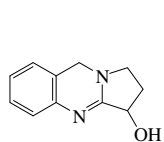


Undecanal

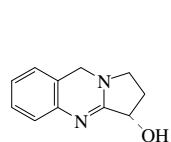
No.	Name	Synonym	Mol. Form.	CAS RN	Mol. Wt.	Physical Form	mp/°C	bp/°C	den/ g cm ⁻³	n _D	Solubility
10728	Undecane	Hendecane	C ₁₁ H ₂₄	1120-21-4	156.309	liq	-25.5	195.9	0.7402 ²⁰	1.4164 ²⁰	i H ₂ O; msc EtOH, eth
10729	Undecanenitrile	Decyl cyanide	C ₁₁ H ₂₁ N	2244-07-7	167.292			253	0.8254 ²⁰	1.4293 ³⁰	i H ₂ O; s EtOH, eth, ctc
10730	1-Undecanethiol	Undecyl mercaptan	C ₁₁ H ₂₄ S	5332-52-5	188.374	liq	-1.5	257.4	0.8448 ²⁰	1.4585 ²⁰	
10731	Undecanoic acid		C ₁₁ H ₂₂ O ₂	112-37-8	186.292	cry (ace)	28.6	280	0.8907 ²⁰	1.4294 ⁴⁵	i H ₂ O; vs EtOH, ace; s eth; msc bz
10732	1-Undecanol	Undecyl alcohol	C ₁₁ H ₂₄ O	112-42-5	172.308		15.9	245	0.8298 ²⁰	1.4392 ²⁰	i H ₂ O; s EtOH; vs eth
10733	2-Undecanol	sec-Undecyl alcohol	C ₁₁ H ₂₄ O	1653-30-1	172.308	col liq	0	229.7	0.8234 ²⁵	1.4352 ²⁵	
10734	2-Undecanone	Methyl nonyl ketone	C ₁₁ H ₂₂ O	112-12-9	170.292		15	231.5	0.8250 ²⁰	1.4291 ²⁰	i H ₂ O; s EtOH, eth, ace, bz, chl
10735	6-Undecanone	Butyl hexyl ketone	C ₁₁ H ₂₂ O	927-49-1	170.292		14.5	228	0.8308 ²⁰	1.4270 ²⁰	i H ₂ O; vs EtOH, eth
10736	Undecanoyl chloride		C ₁₁ H ₂₁ ClO	17746-05-3	204.737						sl ctc
10737	10-Undecenal		C ₁₁ H ₂₀ O	112-45-8	168.276						sl ctc
10738	1-Undecene		C ₁₁ H ₂₂	821-95-4	154.293	liq	-49.2	192.7	0.7503 ²⁰	1.4261 ²⁰	i H ₂ O; s eth, chl, lig
10739	cis-2-Undecene		C ₁₁ H ₂₂	821-96-5	154.293	liq	-66.5	196.1	0.7576 ²⁰		
10740	trans-2-Undecene		C ₁₁ H ₂₂	693-61-8	154.293	liq	-48.3	192.5	0.7528 ²⁰	1.4292 ²⁰	
10741	cis-4-Undecene		C ₁₁ H ₂₂	821-98-7	154.293	liq	-97	192.6	0.7541 ²⁰	1.4302 ²⁰	
10742	trans-4-Undecene		C ₁₁ H ₂₂	693-62-9	154.293	liq	-63.7	193	0.7508 ²⁰	1.4285 ²⁰	
10743	cis-5-Undecene		C ₁₁ H ₂₂	764-96-5	154.293	liq	-106.5	192.3	0.7537 ²⁰	1.4302 ²⁰	
10744	trans-5-Undecene		C ₁₁ H ₂₂	764-97-6	154.293	liq	-61.1	192	0.7497 ²⁰	1.4285 ²⁰	vs eth, chl, lig
10745	10-Undecenoic acid	Undecylenic acid	C ₁₁ H ₂₀ O ₂	112-38-9	184.276	cry	24.5	275	0.9072 ²⁴	1.4486 ²⁴	i H ₂ O; s EtOH, eth; sl ctc
10746	10-Undecen-1-ol		C ₁₁ H ₂₂ O	112-43-6	170.292	liq	-1.0	250	0.8495 ¹⁵	1.4500 ²⁰	i H ₂ O; s EtOH, eth; sl ctc
10747	10-Undecenoyl chloride		C ₁₁ H ₁₉ ClO	38460-95-6	202.721			127 ¹³	0.944 ²⁰	1.454 ²⁰	
10748	Undecylamine	1-Undecanamine	C ₁₁ H ₂₅ N	7307-55-3	171.324	cry (eth, al)	17	242	0.7979 ²⁰	1.4398 ²⁰	s H ₂ O, EtOH; i eth; sl ctc
10749	Undecylbenzene		C ₁₇ H ₂₈	6742-54-7	232.404	liq	-5	316	0.8553 ²⁰	1.4828 ²⁰	
10750	1-Undecyne		C ₁₁ H ₂₀	2243-98-3	152.277	liq	-25	196	0.7728 ²⁰	1.4306 ²⁰	vs ace, bz, eth, EtOH
10751	2-Undecyne		C ₁₁ H ₂₀	60212-29-5	152.277	liq	-30.1	204.2	0.7827 ²⁰	1.4391 ²⁰	
10752	Uracil		C ₄ H ₄ N ₂ O ₂	66-22-8	112.087	nd (w)	338				sl H ₂ O; vs EtOH, eth; s dil NH ₃
10753	Uracil mustard		C ₈ H ₁₁ Cl ₂ N ₃ O ₂	66-75-1	252.098		206 dec				sl H ₂ O
10754	Uranyl acetate dihydrate		C ₂ H ₄ O ₈ U	6159-44-0	424.146	ye cry (HOAc)	80 dec		2.89		sl EtOH
10755	Urazole		C ₂ H ₃ N ₃ O ₂	3232-84-6	101.064	lf (w)	249 dec				
10756	Urea	Carbamide	CH ₄ N ₂ O	57-13-6	60.055	tetr pr (al)	133.3	dec	1.3230 ²⁰	1.484	vs H ₂ O, EtOH; i eth, bz; s HOAc, py
10757	Urea hydrochloride		CH ₅ ClN ₂ O	506-89-8	96.516		145 dec				s H ₂ O
10758	Urea nitrate		CH ₅ N ₃ O ₄	124-47-0	123.069	mcl lf (w)	152 dec		1.690 ²⁰		vs EtOH
10759	Uric acid		C ₅ H ₄ N ₄ O ₃	69-93-2	168.111	orth pr or pl	dec	dec	1.89 ²⁵		i H ₂ O, EtOH, eth; s alk, glycerol; sl acid
10760	Uridine	1-β-D-Ribofuranosyluracil	C ₉ H ₁₂ N ₂ O ₆	58-96-8	244.200	nd (aq al)	165				s H ₂ O, EtOH, py
10761	5'-Uridylic acid	Uridine 5'-phosphoric acid	C ₉ H ₁₃ N ₂ O ₈ P	58-97-9	324.180	pr (MeOH)	202 dec				vs H ₂ O; s MeOH
10762	Urocanic acid	Imidazole-4-acrylic acid	C ₆ H ₆ N ₂ O ₂	104-98-3	138.124		227				s H ₂ O, ace; i EtOH, eth
10763	Urs-12-en-3-ol, (3β)	α-Amyrin	C ₃₀ H ₅₀ O	638-95-9	426.717	nd (al)	186	243 ^{0.5}			s EtOH, eth, bz, chl, HOAc; sl peth
10764	Ursolic acid		C ₃₀ H ₄₈ O ₃	77-52-1	456.700	pl (al)	284				vs ace, eth, chl
10765	Uzarin		C ₃₅ H ₅₄ O ₁₄	20231-81-6	698.796	pr	269				
10766	Vacciniin	D-Glucose, 6-benzoate	C ₁₃ H ₁₆ O ₇	14200-76-1	284.262	amor (aq ace, +1w)	122				vs H ₂ O, ace, EtOH, eth
10767	Validamycin A		C ₂₀ H ₃₂ N ₂ O ₁₃	37248-47-8	497.491	amorp pow	95 dec				
10768	L-Valine	2-Aminoisovaleric acid	C ₆ H ₁₁ NO ₂	72-18-4	117.147	lf (w-al)	315	sub	1.23 ²⁵		s H ₂ O
10769	Valinomycin		C ₅₄ H ₉₀ N ₆ O ₁₈	2001-95-8	1111.322	cry	187				
10770	Valium		C ₁₆ H ₁₃ ClN ₂ O	439-14-5	284.739		132				
10771	Vamidothion		C ₈ H ₁₆ NO ₄ PS ₂	2275-23-2	287.337	oil					i peth; s os
10772	Vanadium carbonyl	Vanadium hexacarbonyl	C ₆ O ₆ V	14024-00-1	219.002	bl-grn cry	dec 60	sub			
10773	Vanadium(III) 2,4-pentanedioate	Vanadium(III) acetylacetonate	C ₁₅ H ₂₁ O ₆ V	13476-99-8	348.266	brn cry	≈185	sub	≈1.0		s MeOH, ace, bz, chl



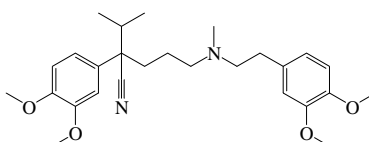
No.	Name	Synonym	Mol. Form.	CAS RN	Mol. Wt.	Physical Form	mp/°C	bp/°C	den/ g cm ⁻³	n _D	Solubility
10774	DL-Vasicine	DL-Peganine	C ₁₁ H ₁₂ N ₂ O	6159-56-4	188.225	nd (al)	210.8				sl H ₂ O, eth, bz; s EtOH, ace, chl
10775	L-Vasicine	L-Peganine	C ₁₁ H ₁₂ N ₂ O	6159-55-3	188.225	nd (al)	211.5				sl H ₂ O, eth, bz; s EtOH, ace, chl
10776	Verapamil		C ₂₇ H ₃₈ N ₂ O ₄	52-53-9	454.602	ye oil		245 ^{0.01}		1.5448 ²⁵	i H ₂ O; vs EtOH, ace; sl bz, hx
10777	Veratramine		C ₂₇ H ₃₉ NO ₂	60-70-8	409.605	nd	206				s EtOH, bz, chl, dil acid; i dil alk
10778	Veratramine, 3-glucoside		C ₃₃ H ₄₉ NO ₇	475-00-3	571.745	nd (aq. MeOH)	242 dec				
10779	Veratridine		C ₃₆ H ₅₁ NO ₁₁	71-62-5	673.790	ye amorp pow	180				i H ₂ O; sl eth
10780	d-Verbenone		C ₁₀ H ₁₄ O	18309-32-5	150.217		9.8	227.5	0.9978 ²⁰	1.4993 ¹⁸	s H ₂ O, EtOH, ace, bz
10781	Vernolate	Carbamothioic acid, dipropyl-, S-propyl ester	C ₁₀ H ₂₁ NOS	1929-77-7	203.345			150 ³⁰		0.952 ²⁰	
10782	Versalide		C ₁₈ H ₂₆ O	88-29-9	258.398	cry	46.5	130 ²			s EtOH
10783	α-Vetivone	Isonootkatone	C ₁₅ H ₂₂ O	15764-04-2	218.335	cry (peth)	51.5	144 ²	1.0035 ²⁰	1.5370 ²⁰	vs ace
10784	β-Vetivone		C ₁₅ H ₂₂ O	18444-79-6	218.335	cry (peth)	44.5	141 ²	1.0001 ²⁰	1.5309 ²⁰	s ace
10785	Vicine	2,6-Diamino-5-(β-D- glucopyranosyloxy)-4(1H)- pyrimidinone	C ₁₀ H ₁₆ N ₄ O ₇	152-93-2	304.257	nd (w, dil al, +1 w)	240 dec				sl H ₂ O, EtOH; vs acid, alk
10786	Vidarabine	β-D-9-Arabinofuranosyladenine	C ₁₀ H ₁₅ N ₅ O ₅	5536-17-4	285.257	nd (w)	257				
10787	Vinblastine		C ₄₆ H ₅₈ N ₄ O ₉	865-21-4	810.975	nd (MeOH)	216				i H ₂ O; s EtOH, ace, chl, AcOEt
10788	Vincamine		C ₂₁ H ₂₆ N ₂ O ₃	1617-90-9	354.442		231.5				
10789	Vinclozolin		C ₁₂ H ₆ Cl ₂ NO ₃	50471-44-8	286.110		108	131 ^{0.05}	1.51		
10790	Vincristine		C ₄₆ H ₅₆ N ₄ O ₁₀	57-22-7	824.958		219				
10791	Vinyl acetate		C ₄ H ₆ O ₂	108-05-4	86.090	liq	-93.2	72.8	0.9256 ²⁵	1.3926 ²⁵	sl H ₂ O; msc EtOH; s eth, ace, bz, chl
10792	4-Vinylaniline		C ₈ H ₉ N	1520-21-4	119.164		23.5	116 ⁹	1.010 ²⁰	1.6250 ²²	s ace, bz
10793	α-Vinylbenzenemethanol	1-Phenylallyl alcohol	C ₉ H ₁₀ O	4393-06-0	134.174				1.0249 ²¹	1.5406 ²⁰	sl H ₂ O; s EtOH, eth, bz, chl
10794	Vinyl butanoate		C ₈ H ₁₀ O ₂	123-20-6	114.142			116.7; 64 ¹³⁰	0.9006 ²⁰		s ctc
10795	Vinyl trans-2-butenate	Vinyl crotonate	C ₆ H ₈ O ₂	3234-54-6	112.127						
10796	9-Vinyl-9H-carbazole		C ₁₄ H ₁₁ N	1484-13-5	193.244	cry (al)	66				i H ₂ O; sl EtOH; vs eth
10797	Vinylcyclohexane		C ₈ H ₁₄	695-12-5	110.197			128	0.8166 ¹⁹	1.455 ¹⁹	
10798	1-Vinylcyclohexene		C ₈ H ₁₂	2622-21-1	108.181			145	0.8623 ¹⁵	1.4915 ²⁰	i H ₂ O; s eth, bz; vs MeOH
10799	4-Vinylcyclohexene		C ₈ H ₁₂	100-40-3	108.181	liq	-108.9	128	0.8299 ²⁰	1.4639 ²⁰	i H ₂ O; s eth, bz, peth
10800	Vinylcyclopentane		C ₇ H ₁₂	3742-34-5	96.170	liq	-126.5	97	0.7834 ²⁰	1.4360 ²⁰	
10801	Vinyldiethoxymethylsilane		C ₇ H ₁₆ O ₂ Si	5507-44-8	160.287			133	0.8620 ²⁰	1.4001 ²⁰	
10802	Vinylethoxydimethylsilane		C ₈ H ₁₄ O ₂ Si	5356-83-2	130.260			99	0.790 ²⁰	1.3983 ²⁰	
10803	1-Vinyl-4-fluorobenzene		C ₈ H ₇ F	405-99-2	122.140		-34.5	67.4 ⁵⁰ , 30 ⁴	1.0220 ²⁰	1.5150 ²⁰	i H ₂ O; s EtOH, eth, bz
10804	Vinyl formate		C ₃ H ₄ O ₂	692-45-5	72.063	visc liq	-78	46	0.965 ²⁰	1.3842 ²⁰	
10805	2-Vinylfuran		C ₆ H ₆ O	1487-18-9	94.111	liq	-94	99.5	0.9445 ¹⁹	1.4992 ¹⁹	
10806	1-Vinyl-2-methoxybenzene		C ₉ H ₁₀ O	612-15-7	134.174	nd	29	197; 83 ¹²	1.0049 ¹⁷	1.5388 ²⁰	vs ace, bz, eth, EtOH
10807	1-Vinyl-3-methoxybenzene		C ₉ H ₁₀ O	626-20-0	134.174			91 ¹⁵ , 70 ⁵	0.9919 ²⁰	1.5586 ²³	i H ₂ O; s EtOH, eth, bz
10808	1-Vinyl-4-methoxybenzene		C ₉ H ₁₀ O	637-69-4	134.174		2.0	205; 91 ¹³	1.0001 ¹³	1.5642 ¹³	i H ₂ O; s EtOH, eth, bz; sl ctc
10809	6-Vinyl-6-methyl-1-isopropyl-3-(1-methylethylidene)cyclohexene, (S)		C ₁₅ H ₂₄	5951-67-7	204.352			125 ⁸	0.8782 ²⁰	1.5130 ²⁶	vs ace, bz
10810	1-Vinylnaphthalene		C ₁₂ H ₁₀	826-74-4	154.207			124 ¹⁵	1.0656 ²⁰	1.644 ²⁰	
10811	2-Vinylnaphthalene		C ₁₂ H ₁₀	827-54-3	154.207		66	135 ¹⁶ , 95 ²			i H ₂ O; s EtOH, ace, bz
10812	1-Vinyl-3-nitrobenzene		C ₈ H ₇ NO ₂	586-39-0	149.148		-10	120 ¹¹	1.1552 ³²	1.5836 ²⁰	i H ₂ O; s EtOH, eth, bz, chl, lig, HOAc
10813	1-Vinyl-4-nitrobenzene		C ₈ H ₇ NO ₂	100-13-0	149.148	pr (liq)	29	dec			vs EtOH, eth; s chl, HOAc, lig
10814	2-Vinyl-5-norbornene	5-Vinylbicyclo[2.2.1]hept-2-ene	C ₉ H ₁₂	3048-64-4	120.191	liq	-80	139	0.841	1.4810 ²⁰	
10815	Vinyl octadecanoate	Vinyl stearate	C ₂₀ H ₃₈ O ₂	111-63-7	310.515		29	167 ²	0.8517 ²⁰		sl chl
10816	3-Vinyl-7-oxabicyclo[4.1.0]heptane		C ₈ H ₁₂ O	106-86-5	124.180		<-100	169; 70 ²⁰	0.9581 ²⁰	1.4700 ²⁰	



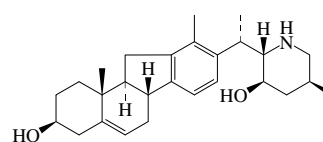
DL-Vasicine



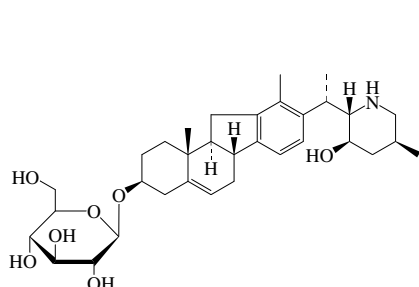
L-Vasicine



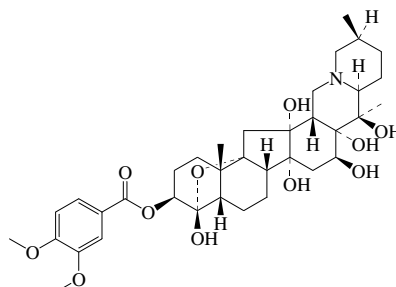
Verapamil



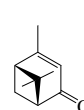
Veratramine



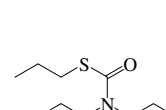
Veratramine, 3-glucoside



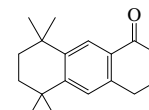
Veratridine



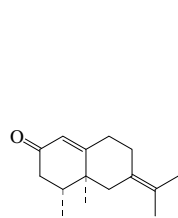
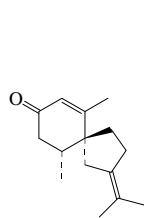
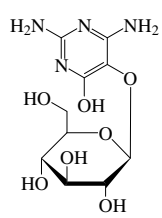
d-Verbenone



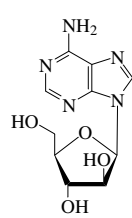
Vernolate



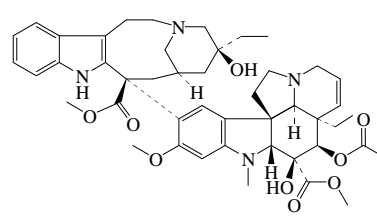
Versalide

 α -Vetivone β -Vetivone

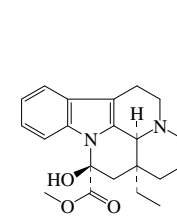
Vicine



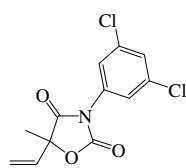
Vidarabine



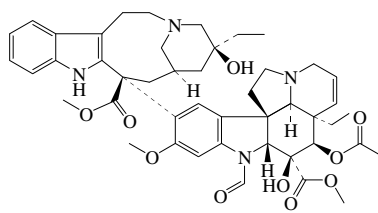
Vinblastine



Vincamine



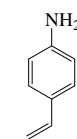
Vinclozolin



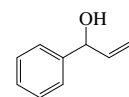
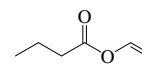
Vincristine



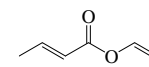
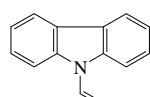
Vinyl acetate



4-Vinylaniline

 α -Vinylbenzenemethanol

Vinyl butanoate

Vinyl *trans*-2-butenate

9-Vinyl-9H-carbazole



Vinylcyclohexane



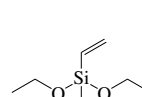
1-Vinylcyclohexene



4-Vinylcyclohexene



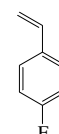
Vinylcyclopentane



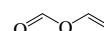
Vinyldiethoxymethylsilane



Vinyloxydimethylsilane



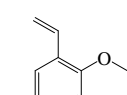
1-Vinyl-4-fluorobenzene



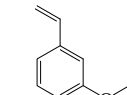
Vinyl formate



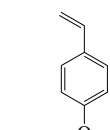
2-Vinylfuran



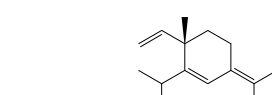
1-Vinyl-2-methoxybenzene



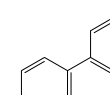
1-Vinyl-3-methoxybenzene



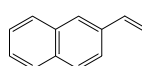
1-Vinyl-4-methoxybenzene



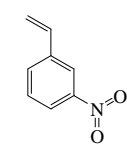
6-Vinyl-6-methyl-1-isopropyl-3-(1-methylethylidene)cyclohexene, (S)



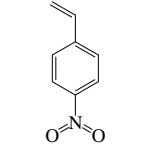
1-Vinylnaphthalene



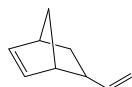
2-Vinylnaphthalene



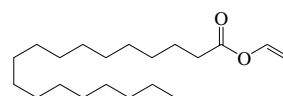
1-Vinyl-3-nitrobenzene



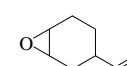
1-Vinyl-4-nitrobenzene



2-Vinyl-5-norbornene

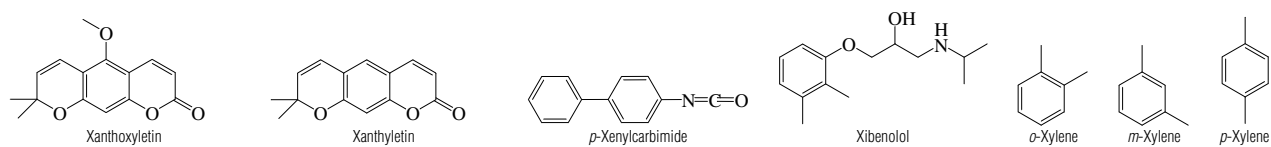
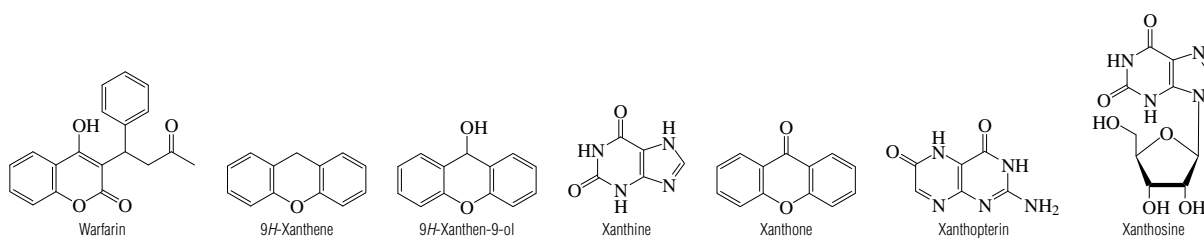
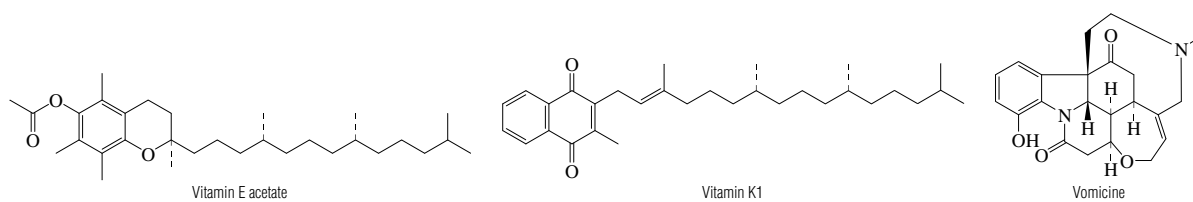
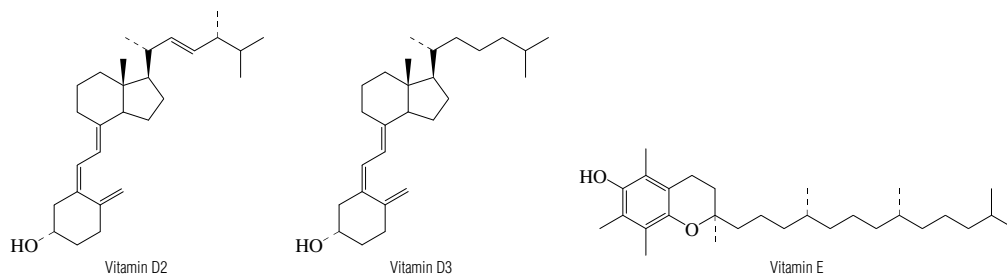
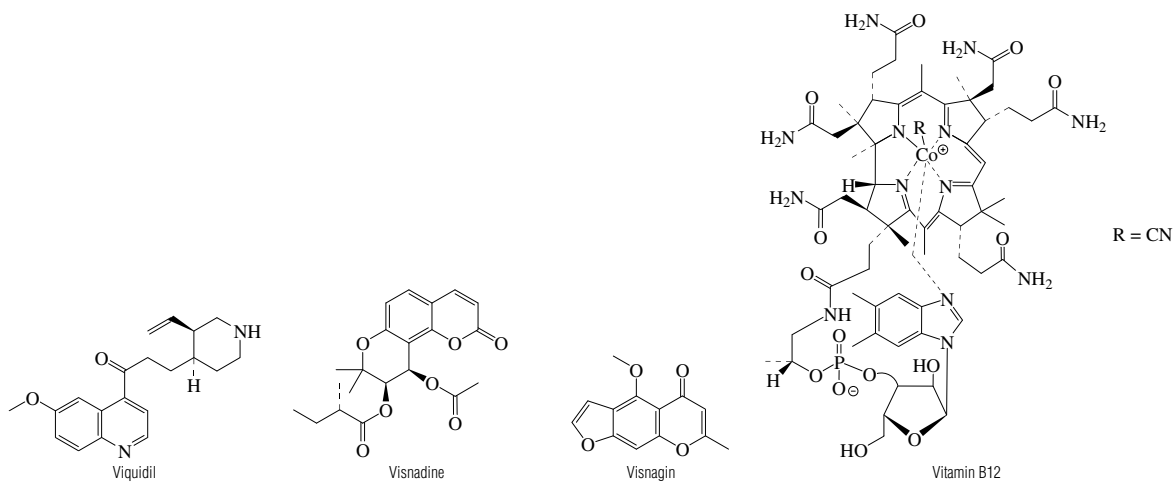
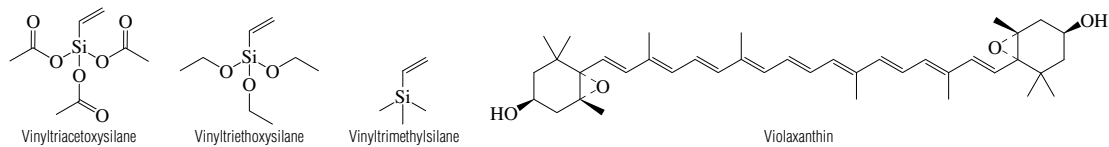
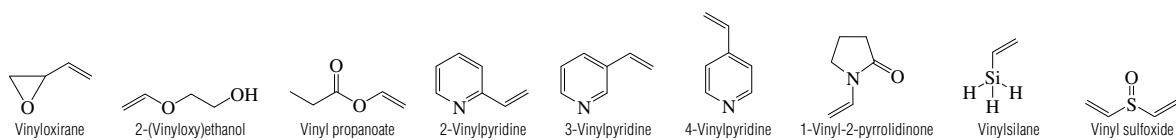


Vinyl octadecanoate

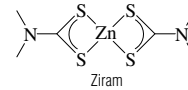
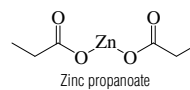
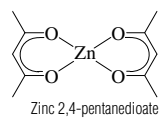
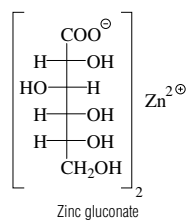
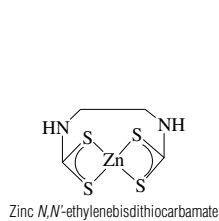
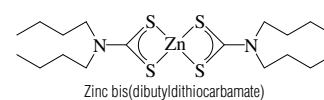
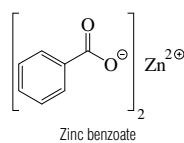
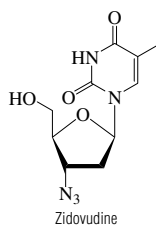
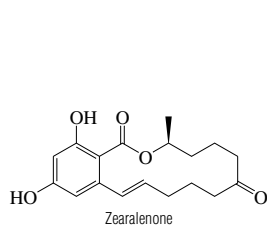
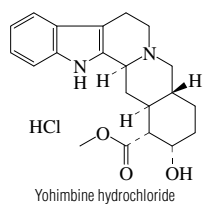
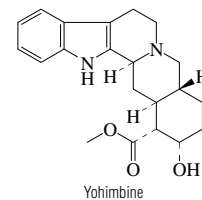
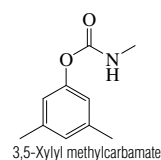
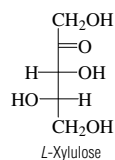
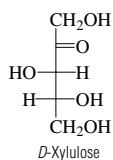
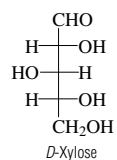
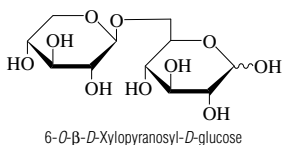
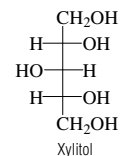
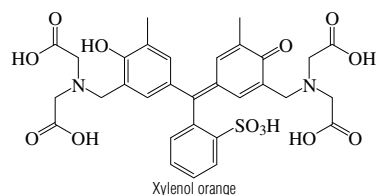
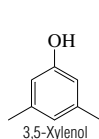
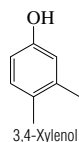
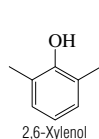
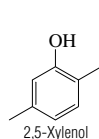
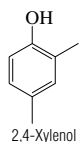
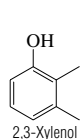


3-Vinyl-7-oxabicyclo[4.1.0]heptane

No.	Name	Synonym	Mol. Form.	CAS RN	Mol. Wt.	Physical Form	mp/°C	bp/°C	den/ g cm ⁻³	n _D	Solubility
10817	Vinyloxirane		C ₂ H ₄ O	930-22-3	70.090			68	0.9006 ²⁵	1.4168 ²⁰	s EtOH, eth, bz
10818	2-(Vinylloxy)ethanol	Ethylene glycol monovinyl ether	C ₄ H ₈ O ₂	764-48-7	88.106			141.6	0.9821 ²⁰	1.4564 ¹⁷	s H ₂ O, EtOH, eth, bz; i lig
10819	Vinyl propanoate	Vinyl propionate	C ₅ H ₈ O ₂	105-38-4	100.117			91.2			
10820	2-Vinylpyridine		C ₇ H ₇ N	100-69-6	105.138			159.5	0.9983 ²⁰	1.5495 ²⁰	sl H ₂ O; vs EtOH, eth, ace, chl
10821	3-Vinylpyridine		C ₇ H ₇ N	1121-55-7	105.138			162	0.9879 ²⁰	1.5530 ²⁰	sl H ₂ O; s EtOH, eth
10822	4-Vinylpyridine		C ₇ H ₇ N	100-43-6	105.138	red to dk-br		121 ¹⁵⁰ , 79 ³³	0.9879 ²⁰	1.5449 ²⁰	s H ₂ O, EtOH, chl; sl eth
10823	1-Vinyl-2-pyrrolidinone		C ₆ H ₉ NO	88-12-0	111.141		13.5	193 ⁴⁰⁰ , 93 ¹¹	1.04 ²⁰		
10824	Vinylsilane		C ₂ H ₄ Si	7291-09-0	58.155	col gas	-171.6	-22.8			
10825	Vinyl sulfoxide		C ₂ H ₄ OS	1115-15-7	102.155	liq		86 ¹⁸			
10826	Vinyltriacetoxysilane	Vinylsilanetriol, triacetate	C ₈ H ₁₂ O ₆ Si	4130-08-9	232.263			115 ¹⁰	1.169 ²⁰	1.4226 ²⁰	
10827	Vinyltriethoxysilane		C ₈ H ₁₈ O ₃ Si	78-08-0	190.313			160; 62 ²⁰	0.901 ²⁰	1.3960 ²⁵	s chl
10828	Vinyltrimethylsilane		C ₈ H ₁₂ Si	754-05-2	100.235			55	0.65 ²⁰	1.3914 ²⁰	i H ₂ O
10829	Violaxanthin		C ₄₀ H ₅₆ O ₄	126-29-4	600.871	red pr (MeOH, al-eth)	208				s EtOH, eth, CS ₂ ; i peth
10830	Viquidil		C ₂₀ H ₂₄ N ₂ O ₂	84-55-9	324.417	red ye amor	60				vs eth, EtOH, chl
10831	Visnadine		C ₂₁ H ₂₄ O ₇	477-32-7	388.412	nd	85.5				i H ₂ O; s EtOH, eth
10832	Visnagin	4-Methoxy-7-methyl-5 <i>H</i> -furo[3,2- <i>g</i>][1]benzopyran-5-one	C ₁₃ H ₁₀ O ₄	82-57-5	230.216	nd (w, MeOH)	144.5				sl H ₂ O, EtOH; vs chl
10833	Vitamin B12	Cyanocobalamin	C ₆₃ H ₈₈ CoN ₁₄ O ₁₄ P	68-19-9	1355.365		>300				
10834	Vitamin D2		C ₂₈ H ₄₄ O	50-14-6	396.648	pr (ace)	116.5	sub			i H ₂ O; s EtOH, eth, ace, chl
10835	Vitamin D3	9,10-Secocholesta-5,7,10(19)-trien-3-ol, (3 <i>β</i> ,5,7 <i>E</i>)-	C ₂₇ H ₄₄ O	67-97-0	384.637		84.5				i H ₂ O; s os
10836	Vitamin E	α -Tocopherol	C ₂₉ H ₅₀ O ₂	59-02-9	430.706	pale ye oil	3.0	210 ^{0.1}	0.950 ²⁵	1.5045 ²⁵	i H ₂ O; s EtOH, eth, ace, chl
10837	Vitamin E acetate		C ₃₁ H ₅₂ O ₃	58-95-7	472.743		-27.5	184 ^{0.01}	0.9533 ²¹	1.497 ²⁰	i H ₂ O; sl EtOH; s eth, ace, chl
10838	Vitamin K1		C ₃₁ H ₄₆ O ₂	84-80-0	450.696		-20	142 ^{0.001}	0.964 ²⁵	1.5250 ²⁵	i H ₂ O; s EtOH, eth, ace, bz, peth, chl
10839	Vomicine	4-Hydroxy-19-methyl-16,19-secostyrychnidine-10,16-dione	C ₂₂ H ₂₄ N ₂ O ₄	125-15-5	380.437	nd (80% al) pr (ace)	282				sl EtOH, eth, ace; vs chl; s AcOEt
10840	Warfarin	Coumadin	C ₁₉ H ₁₆ O ₄	81-81-2	308.328	cry (al)	161				i H ₂ O; s EtOH, ace, diox
10841	9 <i>H</i> -Xanthene	10 <i>H</i> -9-Oxaanthracene	C ₁₃ H ₁₀ O	92-83-1	182.217	ye lf (al)	100.5	311			i H ₂ O; sl EtOH, ctc; s eth, bz, chl
10842	9 <i>H</i> -Xanthen-9-ol		C ₁₃ H ₁₀ O ₂	90-46-0	198.217	nd (aq al)	125				sl H ₂ O; s EtOH, eth, chl
10843	Xanthine		C ₅ H ₄ N ₄ O ₂	69-89-6	152.112	ye pl (w)	dec	sub			i H ₂ O
10844	Xanthone		C ₁₃ H ₈ O ₂	90-47-1	196.202	nd (al)	174	351; 146 ³			i H ₂ O; s EtOH, eth, bz, chl; sl peth
10845	Xanthopterin		C ₆ H ₈ N ₆ O ₂	119-44-8	179.137	hyg ye amor or oran pow (HOAc)	>410 dec	99 ¹⁸	1.559 ²⁵		i H ₂ O; sl EtOH, eth; vs acid, alk
10846	Xanthosine		C ₁₀ H ₁₂ N ₄ O ₆	146-80-5	284.225	pr cry (w)					sl cold H ₂ O; vs hot H ₂ O; dec acid
10847	Xanthoxyletin		C ₁₅ H ₁₄ O ₄	84-99-1	258.270	pr (MeOH, peth)	133				i H ₂ O; s EtOH, ace; sl eth; vs bz, alk
10848	Xanthyletin	8,8-Dimethyl-2 <i>H</i> ,8 <i>H</i> -benzo[1,2- <i>b</i> :5,4- <i>b'</i>]dipyran-2-one	C ₁₄ H ₁₂ O ₃	553-19-5	228.243	pr (MeOH)	131.5	142 ^{0.1}			s EtOH, peth
10849	<i>p</i> -Xenylcarbimide	4-Isocyanato-1,1'-biphenyl	C ₁₃ H ₉ NO	92-95-5	195.216	nd	56	dec 283			vs eth
10850	Xibenolol		C ₁₅ H ₂₅ NO ₂	81584-06-7	251.366	cry	57	135 ^{0.7}			s EtOH
10851	<i>o</i> -Xylene	1,2-Dimethylbenzene	C ₈ H ₁₀	95-47-6	106.165	liq	-25.2	144.5	0.8802 ¹⁰	1.5055 ²⁰	i H ₂ O; msc EtOH, eth, ace, bz, peth, ctc
10852	<i>m</i> -Xylene	1,3-Dimethylbenzene	C ₈ H ₁₀	108-38-3	106.165	liq	-47.8	139.12	0.8596 ²⁵	1.4972 ¹⁰	i H ₂ O; msc EtOH, eth, ace, bz; s chl
10853	<i>p</i> -Xylene	1,4-Dimethylbenzene	C ₈ H ₁₀	106-42-3	106.165	mcl pr (al)	13.25	138.37	0.8566 ²⁵	1.4958 ²⁰	i H ₂ O; msc EtOH, eth, ace, bz; s chl



No.	Name	Synonym	Mol. Form.	CAS RN	Mol. Wt.	Physical Form	mp/°C	bp/°C	den/ g cm ⁻³	n _D	Solubility
10854	2,3-Xylenol	2,3-Dimethylphenol	C ₈ H ₁₀ O	526-75-0	122.164	nd (w, dil al)	72.5	216.9		1.5420 ²⁰	sl H ₂ O; s EtOH, eth
10855	2,4-Xylenol	2,4-Dimethylphenol	C ₈ H ₁₀ O	105-67-9	122.164	nd (w)	24.5	210.98	0.9650 ²⁰	1.5420 ¹⁴	sl H ₂ O; msc EtOH, eth; s ctc
10856	2,5-Xylenol	2,5-Dimethylphenol	C ₈ H ₁₀ O	95-87-4	122.164	nd (w), pr (al-eth)	74.8	211.1			s H ₂ O, EtOH; vs eth; sl chl
10857	2,6-Xylenol	2,6-Dimethylphenol	C ₈ H ₁₀ O	576-26-1	122.164	lf or nd (al)	45.8	201.07			s H ₂ O, EtOH, eth, ctc
10858	3,4-Xylenol	3,4-Dimethylphenol	C ₈ H ₁₀ O	95-65-8	122.164		65.1	227	0.9830 ²⁰		sl H ₂ O; s EtOH, ctc; msc eth
10859	3,5-Xylenol	3,5-Dimethylphenol	C ₈ H ₁₀ O	108-68-9	122.164	nd (w, peth)	63.4	221.74	0.9680 ²⁰		s H ₂ O, EtOH, ctc
10860	Xylenol orange		C ₂₁ H ₂₂ N ₂ O ₁₃ S	1611-35-4	672.656	dk red cry	286 dec				s H ₂ O
10861	Xylitol	Xylite	C ₆ H ₁₂ O ₅	87-99-0	152.146	mcl (al)	93.5	216			vs H ₂ O, py, EtOH
10862	6- <i>O</i> -β- <i>D</i> -Xylopyranosyl- <i>D</i> -glucose	Primeverose	C ₁₁ H ₂₀ O ₁₀	26531-85-1	312.271	cry (MeOH)	210				vs H ₂ O, MeOH
10863	<i>D</i> -Xylose		C ₅ H ₁₀ O ₅	58-86-6	150.130	mcl nd	90.5		1.525 ²⁰		vs H ₂ O; s EtOH; sl eth
10864	<i>D</i> -Xylulose	<i>D</i> -threo-2-Pentulose	C ₅ H ₁₀ O ₅	551-84-8	150.130	visc liq					s H ₂ O
10865	<i>L</i> -Xylulose	<i>L</i> -threo-2-Pentulose	C ₅ H ₁₀ O ₅	527-50-4	150.130	syrup					vs H ₂ O
10866	3,5-Xylyl methylcarbamate	3,5-Dimethylphenyl methylcarbamate	C ₁₀ H ₁₃ NO ₂	2655-14-3	179.216	cry	99				sl H ₂ O; s os
10867	Yohimbine		C ₂₁ H ₂₆ N ₂ O ₃	146-48-5	354.442	nd (dil al)	241	sub 160			sl H ₂ O, bz; s EtOH, eth, chl
10868	Yohimbine hydrochloride	Tosanpin	C ₂₁ H ₂₇ ClN ₂ O ₃	65-19-0	390.903	orth nd or pl (w, dil HCl)	302				vs H ₂ O
10869	Zearalenone		C ₁₈ H ₂₂ O ₅	17924-92-4	318.365	cry	164				i H ₂ O; s alk, bz, EtOH, eth
10870	Zidovudine	3'-Azido-3'-deoxythymidine	C ₁₀ H ₁₃ N ₅ O ₄	30516-87-1	267.242	cry (w)	121				
10871	Zinc benzoate		C ₁₄ H ₁₀ O ₄ Zn	553-72-0	307.636						sl H ₂ O
10872	Zinc bis(dibutylthiocarbamate)		C ₁₈ H ₃₆ N ₂ S ₄ Zn	136-23-2	474.161	cry	138				
10873	Zinc <i>N,N</i> -ethylenebisdithiocarbamate	Zineb	C ₄ H ₈ N ₂ S ₄ Zn	12122-67-7	275.773		157 dec				
10874	Zinc gluconate		C ₁₂ H ₂₂ O ₁₂ Zn	4468-02-4	455.704	pow					s DMSO
10875	Zinc 2,4-pentanedioate	Zinc acetylacetonate	C ₁₀ H ₁₄ O ₄ Zn	14024-63-6	263.625						sl EtOH
10876	Zinc propanoate		C ₈ H ₁₀ O ₄ Zn	557-28-8	211.550	hyg pl or nd					
10877	Ziram	Zinc, bis(dimethylcarbamodithioato-S,S)-, (T-4)-	C ₈ H ₁₂ N ₂ S ₄ Zn	137-30-4	305.841	cry	250		1.66 ²⁵		i H ₂ O; sl bz; s chl



DIAMAGNETIC SUSCEPTIBILITY OF SELECTED ORGANIC COMPOUNDS

When a material is placed in a magnetic field H , a magnetization M is induced in the material which is related to H by $M = \kappa H$, where κ is called the volume susceptibility. Since H and M have the same dimensions, κ is dimensionless. A more useful parameter is the molar susceptibility χ_m , defined by

$$\chi_m = \kappa V_m = \kappa M/\rho$$

where V_m is the molar volume of the substance, M the molar mass, and ρ the mass density. When the cgs system is used, the customary unit for χ_m is $\text{cm}^3 \text{mol}^{-1}$; the corresponding SI unit is $\text{m}^3 \text{mol}^{-1}$. Substances with no unpaired electrons are called diamagnetic; they have negative values of χ_m .

This table gives values of the diamagnetic susceptibility for about 400 common organic compounds. All values refer to room temperature and atmospheric pressure and to the physical form

that is stable under these conditions. Substances are arranged by molecular formula in Hill order. A more extensive table may be found in Reference 1.

In keeping with customary practice, the molar susceptibility is given here in units appropriate to the cgs system. These values should be multiplied by 4π to obtain values for use in SI equations (where the magnetic field strength H has units of A m^{-1}).

References

1. *Landolt-Börnstein, Numerical Data and Functional Relationships in Science and Technology, New Series, II/16, Diamagnetic Susceptibility*, Gupta, R. R., Ed., Springer-Verlag, Heidelberg, 1986.
2. Barter, C., Meisenheimer, R. G., and Stevenson, D. P., *J. Phys. Chem.* 64, 1312, 1960.
3. Broersma, S., *J. Chem. Phys.* 17, 873, 1949.

Molecular formula	Compound	$-\chi_m/10^{-6} \text{ cm}^3 \text{ mol}^{-1}$	Molecular formula	Compound	$-\chi_m/10^{-6} \text{ cm}^3 \text{ mol}^{-1}$
CBrCl ₃	Bromotrichloromethane	73.2	CN ₄ O ₈	Tetranitromethane	43.0
CBr ₄	Tetrabromomethane	93.7	C ₂ ClF ₃	Chlorotrifluoroethylene	49.1
CClF ₃	Chlorotrifluoromethane	45.3	C ₂ Cl ₄	Tetrachloroethylene	81.6
CClN	Cyanogen chloride	32.4	C ₂ Cl ₆	Hexachloroethane	112.8
CCl ₂ F ₂	Dichlorodifluoromethane	52.2	C ₂ HCl ₃	Trichloroethylene	65.8
CCl ₂ O	Carbonyl chloride	47.9	C ₂ HCl ₃ O	Trichloroacetaldehyde	73.0
CCl ₃ F	Trichlorofluoromethane	58.7	C ₂ HCl ₃ O	Dichloroacetyl chloride	69.0
CCl ₃ NO ₂	Trichloronitromethane	75.3	C ₂ HCl ₃ O ₂	Trichloroacetic acid	73.0
CCl ₄	Tetrachloromethane	66.8	C ₂ HCl ₅	Pentachloroethane	99.1
CHBrCl ₂	Bromodichloromethane	66.3	C ₂ HF ₃ O ₂	Trifluoroacetic acid	43.3
CHBr ₃	Tribromomethane	82.6	C ₂ H ₂	Acetylene	20.8
CHCl ₃	Trichloromethane	58.9	C ₂ H ₂ Br ₄	1,1,2,2-Tetrabromoethane	123.4
CHI ₃	Triiodomethane	117.1	C ₂ H ₂ Cl ₂	1,1-Dichloroethylene	49.2
CH ₂ BrCl	Bromochloromethane	55.1	C ₂ H ₂ Cl ₂	<i>cis</i> -1,2-Dichloroethylene	51.0
CH ₂ Br ₂	Dibromomethane	65.1	C ₂ H ₂ Cl ₂	<i>trans</i> -1,2-Dichloroethylene	48.9
CH ₂ Cl ₂	Dichloromethane	46.6	C ₂ H ₂ Cl ₄	1,1,2,2-Tetrachloroethane	89.8
CH ₂ I ₂	Diiodomethane	93.1	C ₂ H ₃ Cl	Chloroethylene	35.9
CH ₂ N ₂	Cyanamide	24.8	C ₂ H ₃ ClO	Acetyl chloride	39.3
CH ₂ O	Formaldehyde	18.6	C ₂ H ₃ N	Acetonitrile	27.8
CH ₂ O ₂	Formic acid	19.9	C ₂ H ₄	Ethylene	18.8
CH ₃ Br	Bromomethane	42.8	C ₂ H ₄ Br ₂	1,2-Dibromoethane	78.9
CH ₃ Cl	Chloromethane	32.0	C ₂ H ₄ Cl ₂	1,1-Dichloroethane	57.4
CH ₃ F	Fluoromethane	17.8	C ₂ H ₄ Cl ₂	1,2-Dichloroethane	59.6
CH ₃ I	Iodomethane	57.2	C ₂ H ₄ O	Acetaldehyde	22.2
CH ₃ NO	Formamide	23.0	C ₂ H ₄ O	Ethylene oxide	30.5
CH ₃ NO ₂	Nitromethane	21.0	C ₂ H ₄ O ₂	Acetic acid	31.8
CH ₄	Methane	17.4	C ₂ H ₄ O ₂	Methyl formate	31.1
CH ₄ N ₂ O	Urea	33.5	C ₂ H ₅ Br	Bromoethane	78.8
CH ₄ O	Methanol	21.4	C ₂ H ₅ Cl	Chloroethane	69.9
CH ₅ N	Methylamine	27.0	C ₂ H ₅ I	Iodoethane	69.1
Cl ₄	Tetraiodomethane	136	C ₂ H ₅ NO	Acetamide	33.9

Molecular formula	Compound	$-\chi_m/10^{-6} \text{ cm}^3 \text{ mol}^{-1}$	Molecular formula	Compound	$-\chi_m/10^{-6} \text{ cm}^3 \text{ mol}^{-1}$
C ₂ H ₅ NO ₂	Nitroethane	35.4	C ₄ H ₆	1,2-Butadiene	35.6
C ₂ H ₅ NO ₂	Glycine	39.6	C ₄ H ₆	1,3-Butadiene	32.1
C ₂ H ₆	Ethane	26.8	C ₄ H ₆ O ₂	Vinyl acetate	46.4
C ₂ H ₆ O	Ethanol	33.7	C ₄ H ₆ O ₃	Acetic anhydride	52.8
C ₂ H ₆ O	Dimethyl ether	26.3	C ₄ H ₆ O ₄	Succinic acid	58.0
C ₂ H ₆ O ₂	Ethylene glycol	38.9	C ₄ H ₆ O ₄	Dimethyl oxalate	55.7
C ₂ H ₆ S	Ethanethiol	47.0	C ₄ H ₇ N	Butanenitrile	50.4
C ₂ H ₆ S	Dimethyl sulfide	44.9	C ₄ H ₈	1-Butene	41.0
C ₂ H ₈ N ₂	1,2-Ethanediamine	46.5	C ₄ H ₈	<i>cis</i> -2-Butene	42.6
C ₂ N ₂	Cyanogen	21.6	C ₄ H ₈	<i>trans</i> -2-Butene	43.3
C ₃ H ₄	Allene	25.3	C ₄ H ₈	Isobutene	40.8
C ₃ H ₄ O ₂	Vinyl formate	34.7	C ₄ H ₈	Cyclobutane	40.0
C ₃ H ₅ Br	3-Bromopropene	58.6	C ₄ H ₈ O	Ethyl vinyl ether	47.9
C ₃ H ₅ Cl	2-Chloropropene	47.8	C ₄ H ₈ O	1,2-Epoxybutane	54.8
C ₃ H ₅ Cl	3-Chloropropene	47.8	C ₄ H ₈ O	Butanal	45.9
C ₃ H ₅ N	Propanenitrile	38.6	C ₄ H ₈ O	2-Butanone	45.6
C ₃ H ₆	Propene	30.7	C ₄ H ₈ O ₂	Butanoic acid	55.2
C ₃ H ₆	Cyclopropane	39.2	C ₄ H ₈ O ₂	2-Methylpropanoic acid	56.1
C ₃ H ₆ O	Allyl alcohol	36.7	C ₄ H ₈ O ₂	Propyl formate	55.0
C ₃ H ₆ O	Propanal	34.2	C ₄ H ₈ O ₂	Ethyl acetate	54.1
C ₃ H ₆ O	Acetone	33.8	C ₄ H ₈ O ₂	Methyl propanoate	54.5
C ₃ H ₆ O	Methyloxirane	42.5	C ₄ H ₈ O ₂	1,4-Dioxane	52.2
C ₃ H ₆ O ₂	Propanoic acid	43.2	C ₄ H ₉ Br	1-Bromobutane	77.1
C ₃ H ₆ O ₂	Ethyl formate	42.4	C ₄ H ₉ Br	1-Bromo-2-methylpropane	79.9
C ₃ H ₇ Br	1-Bromopropane	65.6	C ₄ H ₉ Cl	1-Chlorobutane	67.1
C ₃ H ₇ Br	2-Bromopropane	65.1	C ₄ H ₉ Cl	2-Chlorobutane	67.4
C ₃ H ₇ Cl	1-Chloropropane	56.0	C ₄ H ₉ I	1-Iodobutane	93.6
C ₃ H ₇ I	1-Iodopropane	84.3	C ₄ H ₉ N	Pyrrolidine	54.8
C ₃ H ₇ N	Allylamine	40.1	C ₄ H ₉ NO	Morpholine	55.0
C ₃ H ₇ NO ₂	1-Nitropropane	45.0	C ₄ H ₁₀	Butane	50.3
C ₃ H ₇ NO ₂	2-Nitropropane	45.4	C ₄ H ₁₀	Isobutane	50.5
C ₃ H ₇ NO ₂	Ethyl carbamate	57.0	C ₄ H ₁₀ O	1-Butanol	56.4
C ₃ H ₈	Propane	38.6	C ₄ H ₁₀ O	2-Butanol	57.6
C ₃ H ₈ O	1-Propanol	44.8	C ₄ H ₁₀ O	2-Methyl-1-propanol	57.6
C ₃ H ₈ O	2-Propanol	45.7	C ₄ H ₁₀ O	2-Methyl-2-propanol	56.6
C ₃ H ₈ O ₂	1,3-Propylene glycol	50.2	C ₄ H ₁₀ O	Diethyl ether	55.5
C ₃ H ₈ O ₂	Dimethoxymethane	47.3	C ₄ H ₁₀ O ₂	1,3-Butanediol	61.8
C ₃ H ₈ O ₃	Glycerol	57.1	C ₄ H ₁₀ O ₂	1,4-Butanediol	61.8
C ₄ H ₂ O ₃	Maleic anhydride	35.8	C ₄ H ₁₀ S	1-Butanethiol	70.2
C ₄ H ₄ N ₂	Pyrazine	37.8	C ₄ H ₁₁ N	Butylamine	58.9
C ₄ H ₄ N ₂	Pyrimidine	43.1	C ₄ H ₁₁ N	Isobutylamine	59.8
C ₄ H ₄ O	Furan	43.1	C ₄ H ₁₁ N	Diethylamine	56.8
C ₄ H ₄ O ₃	Succinic anhydride	47.5	C ₅ H ₄ O ₂	Furfural	47.2
C ₄ H ₄ O ₄	Maleic acid	49.6	C ₅ H ₅ N	Pyridine	48.7
C ₄ H ₄ O ₄	Fumaric acid	49.1	C ₅ H ₆ O ₂	Furfuryl alcohol	61.0
C ₄ H ₄ S	Thiophene	57.3	C ₅ H ₇ NO ₂	Ethyl cyanoacetate	67.3
C ₄ H ₅ N	Pyrrole	48.6	C ₅ H ₈	2-Methyl-1,3-butadiene	46.0

Molecular formula	Compound	$-\chi_m/10^{-6} \text{ cm}^3 \text{ mol}^{-1}$	Molecular formula	Compound	$-\chi_m/10^{-6} \text{ cm}^3 \text{ mol}^{-1}$
C ₅ H ₈ O	Cyclopentanone	51.6	C ₆ H ₆ ClN	<i>o</i> -Chloroaniline	79.5
C ₅ H ₈ O ₂	Methyl methacrylate	57.3	C ₆ H ₆ ClN	<i>m</i> -Chloroaniline	76.6
C ₅ H ₈ O ₂	2,4-Pentanedione	54.9	C ₆ H ₆ ClN	<i>p</i> -Chloroaniline	76.7
C ₅ H ₁₀	1-Pentene	54.6	C ₆ H ₆ N ₂ O ₂	<i>o</i> -Nitroaniline	67.4
C ₅ H ₁₀	2-Methyl-2-butene	54.7	C ₆ H ₆ N ₂ O ₂	<i>m</i> -Nitroaniline	69.7
C ₅ H ₁₀	Cyclopentane	56.2	C ₆ H ₆ N ₂ O ₂	<i>p</i> -Nitroaniline	68.0
C ₅ H ₁₀ O	Cyclopentanol	64.0	C ₆ H ₆ O	Phenol	60.6
C ₅ H ₁₀ O	Pentanal	57.5	C ₆ H ₆ O ₂	<i>p</i> -Hydroquinone	64.7
C ₅ H ₁₀ O	2-Pentanone	57.5	C ₆ H ₆ O ₂	Pyrocatechol	68.2
C ₅ H ₁₀ O	3-Pentanone	57.7	C ₆ H ₆ O ₂	Resorcinol	67.2
C ₅ H ₁₀ O ₂	Pentanoic acid	66.5	C ₆ H ₇ N	Aniline	62.4
C ₅ H ₁₀ O ₂	3-Methylbutanoic acid	67.7	C ₆ H ₇ N	4-Methylpyridine	59.8
C ₅ H ₁₀ O ₂	Butyl formate	65.8	C ₆ H ₈	1,4-Cyclohexadiene	48.7
C ₅ H ₁₀ O ₂	Isobutyl formate	66.8	C ₆ H ₈ N ₂	<i>o</i> -Phenylenediamine	72.5
C ₅ H ₁₀ O ₂	Propyl acetate	65.9	C ₆ H ₈ N ₂	<i>m</i> -Phenylenediamine	70.4
C ₅ H ₁₀ O ₂	Isopropyl acetate	67.0	C ₆ H ₈ N ₂	<i>p</i> -Phenylenediamine	70.7
C ₅ H ₁₀ O ₂	Ethyl propanoate	66.3	C ₆ H ₁₀	1,5-Hexadiene	55.1
C ₅ H ₁₀ O ₂	Tetrahydrofurfuryl alcohol	69.4	C ₆ H ₁₀	1-Hexyne	64.5
C ₅ H ₁₀ O ₃	Diethyl carbonate	75.4	C ₆ H ₁₀	Cyclohexene	58.0
C ₅ H ₁₁ N	Piperidine	64.2	C ₆ H ₁₀ O	Cyclohexanone	62.0
C ₅ H ₁₂	Pentane	61.5	C ₆ H ₁₀ O ₃	Ethyl acetoacetate	71.7
C ₅ H ₁₂	Isopentane	63.0	C ₆ H ₁₀ O ₄	Diethyl oxalate	81.7
C ₅ H ₁₂	Neopentane	63.0	C ₆ H ₁₂	1-Hexene	66.4
C ₅ H ₁₂ O	1-Pentanol	67.0	C ₆ H ₁₂	2,3-Dimethyl-2-butene	65.9
C ₅ H ₁₂ O	2-Pentanol	69.1	C ₆ H ₁₂	Cyclohexane	68
C ₅ H ₁₂ O ₂	1,5-Pentanediol	73.5	C ₆ H ₁₂	Methylcyclopentane	70.2
C ₅ H ₁₃ N	Pentylamine	69.3	C ₆ H ₁₂ O	Hexanal	69.4
C ₆ Cl ₆	Hexachlorobenzene	147.0	C ₆ H ₁₂ O	2-Hexanone	69.2
C ₆ H ₄ ClNO ₂	1-Chloro-2-nitrobenzene	75.5	C ₆ H ₁₂ O	3-Hexanone	69.0
C ₆ H ₄ ClNO ₂	1-Chloro-3-nitrobenzene	77.2	C ₆ H ₁₂ O	4-Methyl-2-pentanone	69.7
C ₆ H ₄ ClNO ₂	1-Chloro-4-nitrobenzene	74.7	C ₆ H ₁₂ O	Cyclohexanol	73.4
C ₆ H ₄ Cl ₂	<i>o</i> -Dichlorobenzene	84.4	C ₆ H ₁₂ O ₂	Hexanoic acid	78.1
C ₆ H ₄ Cl ₂	<i>m</i> -Dichlorobenzene	84.1	C ₆ H ₁₂ O ₂	Isopentyl formate	78.4
C ₆ H ₄ Cl ₂	<i>p</i> -Dichlorobenzene	81.7	C ₆ H ₁₂ O ₂	Isobutyl acetate	78.7
C ₆ H ₄ O ₂	<i>p</i> -Benzoquinone	36	C ₆ H ₁₂ O ₂	Propyl propanoate	77.7
C ₆ H ₅ Br	Bromobenzene	78.4	C ₆ H ₁₂ O ₃	Paraldehyde	86.1
C ₆ H ₅ Cl	Chlorobenzene	69.5	C ₆ H ₁₄	Hexane	74.1
C ₆ H ₅ ClO	<i>o</i> -Chlorophenol	77.3	C ₆ H ₁₄	2-Methylpentane	75.3
C ₆ H ₅ ClO	<i>m</i> -Chlorophenol	77.6	C ₆ H ₁₄	3-Methylpentane	75.5
C ₆ H ₅ ClO	<i>p</i> -Chlorophenol	77.7	C ₆ H ₁₄	2,2-Dimethylbutane	76.2
C ₆ H ₅ F	Fluorobenzene	58.4	C ₆ H ₁₄	2,3-Dimethylbutane	76.2
C ₆ H ₅ I	Iodobenzene	92.0	C ₆ H ₁₄ O	1-Hexanol	79.5
C ₆ H ₅ NO ₂	Nitrobenzene	61.9	C ₆ H ₁₄ O	4-Methyl-2-pentanol	80.4
C ₆ H ₅ NO ₃	<i>o</i> -Nitrophenol	68.9	C ₆ H ₁₄ O	Dipropyl ether	79.4
C ₆ H ₅ NO ₃	<i>m</i> -Nitrophenol	65.9	C ₆ H ₁₄ O ₂	1,6-Hexanediol	84.3
C ₆ H ₅ NO ₃	<i>p</i> -Nitrophenol	66.9	C ₆ H ₁₄ O ₂	1,1-Diethoxyethane	81.4
C ₆ H ₆	Benzene	54.8	C ₆ H ₁₄ O ₆	<i>D</i> -Glucitol	107.8

Molecular formula	Compound	$-\chi_m/10^{-6} \text{ cm}^3 \text{ mol}^{-1}$	Molecular formula	Compound	$-\chi_m/10^{-6} \text{ cm}^3 \text{ mol}^{-1}$
C ₆ H ₁₅ N	Triethylamine	83.3	C ₇ H ₁₆	3,3-Dimethylpentane	89.5
C ₇ H ₅ N	Benzonitrile	65.2	C ₇ H ₁₆ O	1-Heptanol	91.7
C ₇ H ₆ O	Benzaldehyde	60.7	C ₇ H ₁₆ O	4-Heptanol	92.1
C ₇ H ₆ O ₂	Salicylaldehyde	66.8	C ₈ H ₄ O ₃	Phthalic anhydride	66.7
C ₇ H ₆ O ₃	Salicylic acid	75	C ₈ H ₆ O ₄	Phthalic acid	83.6
C ₇ H ₇ Br	<i>p</i> -Bromotoluene	88.7	C ₈ H ₆ O ₄	Isophthalic acid	84.6
C ₇ H ₇ Cl	<i>o</i> -Chlorotoluene	82.4	C ₈ H ₆ O ₄	Terephthalic acid	83.5
C ₇ H ₇ Cl	<i>m</i> -Chlorotoluene	79.7	C ₈ H ₇ N	Benzeneacetonitrile	76.9
C ₇ H ₇ Cl	<i>p</i> -Chlorotoluene	80.3	C ₈ H ₇ N	Indole	85.0
C ₇ H ₇ Cl	(Chloromethyl)benzene	81.6	C ₈ H ₈	Styrene	68.2
C ₇ H ₇ NO	Benzamide	72.0	C ₈ H ₈ O	Acetophenone	72.5
C ₇ H ₇ NO ₂	<i>o</i> -Nitrotoluene	72.2	C ₈ H ₈ O ₂	<i>o</i> -Toluic acid	84.3
C ₇ H ₇ NO ₂	<i>m</i> -Nitrotoluene	72.7	C ₈ H ₈ O ₂	<i>m</i> -Toluic acid	83.0
C ₇ H ₇ NO ₂	<i>p</i> -Nitrotoluene	73.3	C ₈ H ₈ O ₂	<i>p</i> -Toluic acid	82.4
C ₇ H ₈	Toluene	65.6	C ₈ H ₈ O ₂	Benzeneacetic acid	82.4
C ₇ H ₈ O	<i>o</i> -Cresol	73.3	C ₈ H ₈ O ₂	Methyl benzoate	81.6
C ₇ H ₈ O	<i>m</i> -Cresol	72.2	C ₈ H ₈ O ₃	Methyl salicylate	86.6
C ₇ H ₈ O	<i>p</i> -Cresol	72.4	C ₈ H ₁₀	Ethylbenzene	77.3
C ₇ H ₈ O	Benzyl alcohol	71.8	C ₈ H ₁₀	<i>o</i> -Xylene	77.7
C ₇ H ₈ O	Anisole	72.2	C ₈ H ₁₀	<i>m</i> -Xylene	76.4
C ₇ H ₉ N	<i>o</i> -Methylaniline	74.9	C ₈ H ₁₀	<i>p</i> -Xylene	77.0
C ₇ H ₉ N	<i>m</i> -Methylaniline	74.6	C ₈ H ₁₀ O	Phenetole	84.5
C ₇ H ₉ N	<i>p</i> -Methylaniline	72.5	C ₈ H ₁₁ N	<i>N</i> -Ethylaniline	85.6
C ₇ H ₉ N	<i>N</i> -Methylaniline	74.1	C ₈ H ₁₁ N	<i>N,N</i> -Dimethylaniline	85.1
C ₇ H ₉ N	2,4-Dimethylpyridine	71.3	C ₈ H ₁₁ N	2,4,6-Trimethylpyridine	83.1
C ₇ H ₉ N	2,6-Dimethylpyridine	72.5	C ₈ H ₁₄ O ₄	Ethyl succinate	105.0
C ₇ H ₉ NO	<i>o</i> -Methoxyaniline [<i>o</i> -Anisidine]	79.1	C ₈ H ₁₆	1-Octene	88.8
C ₇ H ₁₂ O ₄	Diethyl malonate	92.6	C ₈ H ₁₆	Cyclooctane	85.3
C ₇ H ₁₄	1-Heptene	77.8	C ₈ H ₁₆ O ₂	Octanoic acid	99.5
C ₇ H ₁₄	Cycloheptane	73.9	C ₈ H ₁₆ O ₂	Hexyl acetate	100.9
C ₇ H ₁₄	Methylcyclohexane	78.9	C ₈ H ₁₇ Cl	1-Chlorooctane	114.9
C ₇ H ₁₄ O	1-Heptanal	81.0	C ₈ H ₁₈	Octane	96.6
C ₇ H ₁₄ O	2-Heptanone	80.5	C ₈ H ₁₈	4-Methylheptane	97.3
C ₇ H ₁₄ O	3-Heptanone	80.7	C ₈ H ₁₈	3-Ethylhexane	97.8
C ₇ H ₁₄ O	4-Heptanone	80.5	C ₈ H ₁₈	3,4-Dimethylhexane	99.1
C ₇ H ₁₄ O	2,4-Dimethyl-3-pentanone	81.1	C ₈ H ₁₈	2,2,4-Trimethylpentane	99.1
C ₇ H ₁₄ O ₂	Heptanoic acid	89.0	C ₈ H ₁₈	2,3,4-Trimethylpentane	99.8
C ₇ H ₁₄ O ₂	Pentyl acetate	88.9	C ₈ H ₁₈ O	1-Octanol	101.6
C ₇ H ₁₄ O ₂	Isopentyl acetate	89.4	C ₈ H ₁₉ N	Dibutylamine	103.7
C ₇ H ₁₄ O ₂	Butyl propanoate	89.1	C ₉ H ₇ N	Quinoline	86.1
C ₇ H ₁₄ O ₂	Ethyl 3-methylbutanoate	91.1	C ₉ H ₇ N	Isoquinoline	83.9
C ₇ H ₁₆	Heptane	85.2	C ₉ H ₈	Indene	83
C ₇ H ₁₆	3-Ethylpentane	86.2	C ₉ H ₁₀	Isopropenylbenzene	80.0
C ₇ H ₁₆	2,2-Dimethylpentane	87.0	C ₉ H ₁₀ O ₂	Ethyl benzoate	93.8
C ₇ H ₁₆	2,3-Dimethylpentane	87.5	C ₉ H ₁₀ O ₂	Benzyl acetate	93.2
C ₇ H ₁₆	2,4-Dimethylpentane	87.5	C ₉ H ₁₂	Propylbenzene	89.1

Molecular formula	Compound	$-\chi_m/10^{-6} \text{ cm}^3 \text{ mol}^{-1}$	Molecular formula	Compound	$-\chi_m/10^{-6} \text{ cm}^3 \text{ mol}^{-1}$
C ₉ H ₁₂	Isopropylbenzene [Cumene]	89.5	C ₁₂ H ₉ N	Carbazole	119.9
C ₉ H ₁₂	1,3,5-Trimethylbenzene [Mesitylene]	92.3	C ₁₂ H ₁₀	Acenaphthene	109.9
C ₉ H ₁₈	1-Nonene	100.1	C ₁₂ H ₁₀	Biphenyl	103.3
C ₉ H ₁₈ O	2,6-Dimethyl-4-heptanone	104.3	C ₁₂ H ₁₀ N ₂	Azobenzene	106.8
C ₉ H ₂₀	Nonane	108.1	C ₁₂ H ₁₁ N	Diphenylamine	108.4
C ₁₀ H ₇ Br	1-Bromonaphthalene	123.6	C ₁₂ H ₁₄ O ₄	Diethyl phthalate	127.5
C ₁₀ H ₇ Cl	1-Chloronaphthalene	107.6	C ₁₂ H ₁₈	Hexamethylbenzene	122.5
C ₁₀ H ₈	Naphthalene	91.6	C ₁₂ H ₂₄ O ₂	Dodecanoic acid	113.0
C ₁₀ H ₈	Azulene	123.7	C ₁₃ H ₉ N	Acridine	118.8
C ₁₀ H ₈ O	1-Naphthol	96.2	C ₁₃ H ₁₀ O	Benzophenone	109.6
C ₁₀ H ₈ O	2-Naphthol	96.8	C ₁₃ H ₁₂	Diphenylmethane	116.0
C ₁₀ H ₉ N	1-Naphthalenamine	92.5	C ₁₃ H ₂₈	Tridecane	153.7
C ₁₀ H ₉ N	2-Naphthalenamine	98.0	C ₁₄ H ₈ O ₂	9,10-Anthracenedione	113.0
C ₁₀ H ₁₀ O ₂	Safrole	97.5	C ₁₄ H ₁₀	Anthracene	129.8
C ₁₀ H ₁₀ O ₄	Dimethyl terephthalate	101.6	C ₁₄ H ₁₀	Phenanthrene	127.6
C ₁₀ H ₁₄	Butylbenzene	100.7	C ₁₄ H ₁₀	Diphenylacetylene	116
C ₁₀ H ₁₄	<i>tert</i> -Butylbenzene	101.8	C ₁₄ H ₁₀ O ₂	Benzil	106.8
C ₁₀ H ₁₄	Isobutylbenzene	101.7	C ₁₄ H ₁₂ O ₂	Benzyl benzoate	132.2
C ₁₀ H ₁₄	<i>p</i> -Cymene	102.8	C ₁₄ H ₁₄	1,2-Diphenylethane	127.8
C ₁₀ H ₁₄	1,2,4,5-Tetramethylbenzene	101.2	C ₁₄ H ₂₈ O ₂	Tetradecanoic acid [Myristic acid]	176.0
C ₁₀ H ₁₄ O	<i>p-tert</i> -Butylphenol	108.0	C ₁₄ H ₃₀	Tetradecane	166.2
C ₁₀ H ₁₅ N	<i>N,N</i> -Diethylaniline	107.9	C ₁₆ H ₁₀	Pyrene	147
C ₁₀ H ₁₆	<i>d</i> -Limonene	98.0	C ₁₆ H ₃₂ O ₂	Hexadecanoic acid [Palmitic acid]	198.6
C ₁₀ H ₁₆	α -Pinene	100.7	C ₁₆ H ₃₄	Hexadecane	187.6
C ₁₀ H ₁₆	β -Pinene	101.9	C ₁₆ H ₃₄ O	1-Hexadecanol	183.5
C ₁₀ H ₁₆ O	Camphor, (+)	103.0	C ₁₈ H ₁₂	Chrysene	148.0
C ₁₀ H ₁₈	<i>cis</i> -Decahydronaphthalene	107.0	C ₁₈ H ₁₄	<i>o</i> -Terphenyl	150.4
C ₁₀ H ₁₈	<i>trans</i> -Decahydronaphthalene	107.6	C ₁₈ H ₁₄	<i>m</i> -Terphenyl	155.5
C ₁₀ H ₂₂	Decane	119.5	C ₁₈ H ₁₄	<i>p</i> -Terphenyl	156.0
C ₁₁ H ₁₀	1-Methylnaphthalene	102.9	C ₁₈ H ₃₄ O ₂	<i>cis</i> -9-Octadecenoic acid [Oleic acid]	208.5
C ₁₁ H ₁₀	2-Methylnaphthalene	102.7	C ₁₈ H ₃₆ O ₂	Octadecanoic acid [Stearic acid]	220.8
C ₁₁ H ₂₄	Undecane	131.8	C ₂₀ H ₁₂	Perylene	167.5
C ₁₂ H ₈	Acenaphthylene	111.6			

THE ELEMENTS

C. R. Hammond

One of the most striking facts about the elements is their unequal distribution and occurrence in nature. Present knowledge of the chemical composition of the universe, obtained from the study of the spectra of stars and nebulae, indicates that hydrogen is by far the most abundant element and may account for more than 90% of the atoms or about 75% of the mass of the universe. Helium atoms make up most of the remainder. All of the other elements together contribute only slightly to the total mass.

The chemical composition of the universe is undergoing continuous change. Hydrogen is being converted into helium, and helium is being changed into heavier elements. As time goes on, the ratio of heavier elements increases relative to hydrogen. Presumably, the process is not reversible.

Burbidge, Burbidge, Fowler, and Hoyle, and more recently, Peebles, Penzias, and others have studied the synthesis of elements in stars. To explain all of the features of the nuclear abundance curve — obtained by studies of the composition of the earth, meteorites, stars, etc. — it is necessary to postulate that the elements were originally formed by at least eight different processes: (1) hydrogen burning, (2) helium burning, (3) χ process, (4) e process, (5) s process, (6) r process, (7) p process, and (8) the X process. The X process is thought to account for the existence of light nuclei such as D, Li, Be, and B. Common metals such as Fe, Cr, Ni, Cu, Ti, Zn, etc. were likely produced early in the history of our galaxy. It is also probable that most of the heavy elements on earth and elsewhere in the universe were originally formed in supernovae, or in the hot interior of stars.

Studies of the solar spectrum have led to the identification of 67 elements in the sun's atmosphere; however, all elements cannot be identified with the same degree of certainty. Other elements may be present in the sun, although they have not yet been detected spectroscopically. The element helium was discovered on the sun before it was found on earth. Some elements such as scandium are relatively more plentiful in the sun and stars than here on earth.

Minerals in lunar rocks brought back from the moon on the Apollo missions consist predominantly of *plagioclase* $\{(Ca,Na)(Al,Si)O_4O_8\}$ and *pyroxene* $\{(Ca,Mg,Fe)_2Si_2O_6\}$ — two minerals common in terrestrial volcanic rock. No new elements have been found on the moon that cannot be accounted for on earth; however, three minerals, *armalcolite* $\{(Fe,Mg)Ti_3O_7\}$, *pyroxferroite* $\{CaFe_6(SiO_3)_7\}$, and *tranquillityite* $\{Fe_8(Zr,Y)Ti_3Si_2O_{22}\}$, are new. The oldest known terrestrial rocks are about 4 billion years old. One rock, known as the "Genesis Rock," brought back from the Apollo 15 Mission, is about 4.15 billion years old. This is only about one-half billion years younger than the supposed age of the moon and solar system. Lunar rocks appear to be relatively enriched in refractory elements such as chromium, titanium, zirconium, and the rare earths, and impoverished in volatile elements such as the alkali metals, in chlorine, and in noble metals such as nickel, platinum, and gold.

Even older than the "Genesis Rock" are *carbonaceous chondrites*, a type of meteorite that has fallen to earth and has been studied. These are some of the most primitive objects of the solar system yet found. The grains making up these objects probably condensed directly out the gaseous nebula from which the sun and planets were born. Most of the condensation of the grains probably was completed within 50,000 years of the time the disk of the nebula was first formed — about 4.6 billion years ago. It is now thought that this type of meteorite may contain a small percentage

of presolar dust grains. The relative abundances of the elements of these meteorites are about the same as the abundances found in the solar chromosphere.

The X-ray fluorescent spectrometer sent with the Viking I spacecraft to Mars shows that the Martian soil contains about 12 to 16% iron, 14 to 15% silicon, 3 to 8% calcium, 2 to 7% aluminum, and one-half to 2% titanium. The gas chromatograph — mass spectrometer on Viking II found no trace of organic compounds that should be present if life ever existed there.

F. W. Clarke and others have carefully studied the composition of rocks making up the crust of the earth. Oxygen accounts for about 47% of the crust, by weight, while silicon comprises about 28% and aluminum about 8%. These elements, plus iron, calcium, sodium, potassium, and magnesium, account for about 99% of the composition of the crust.

Many elements such as tin, copper, zinc, lead, mercury, silver, platinum, antimony, arsenic, and gold, which are so essential to our needs and civilization, are among some of the rarest elements in the earth's crust. These are made available to us only by the processes of concentration in ore bodies. Some of the so-called *rare-earth* elements have been found to be much more plentiful than originally thought and are about as abundant as uranium, mercury, lead, or bismuth. The least abundant rare-earth or *lanthanide* element, thulium, is now believed to be more plentiful on earth than silver, cadmium, gold, or iodine, for example. Rubidium, the 16th most abundant element, is more plentiful than chlorine while its compounds are little known in chemistry and commerce.

It is now thought that at least 24 elements are essential to living matter. The four most abundant in the human body are hydrogen, oxygen, carbon, and nitrogen. The seven next most common, in order of abundance, are calcium, phosphorus, chlorine, potassium, sulfur, sodium, and magnesium. Iron, copper, zinc, silicon, iodine, cobalt, manganese, molybdenum, fluorine, tin, chromium, selenium, and vanadium are needed and play a role in living matter. Boron is also thought essential for some plants, and it is possible that aluminum, nickel, and germanium may turn out to be necessary.

Ninety-one elements occur naturally on earth. Minute traces of plutonium-244 have been discovered in rocks mined in Southern California. This discovery supports the theory that heavy elements were produced during creation of the solar system. While technetium and promethium have not yet been found naturally on earth, they have been found to be present in stars. Technetium has been identified in the spectra of certain "late" type stars, and promethium lines have been identified in the spectra of a faintly visible star HR465 in Andromeda. Promethium must have been made very recently near the star's surface for no known isotope of this element has a half-life longer than 17.7 years.

It has been suggested that californium is present in certain stellar explosions known as supernovae; however, this has not been proved. At present no elements are found elsewhere in the universe that cannot be accounted for here on earth.

All atomic mass numbers from 1 to 238 are found naturally on earth except for masses 5 and 8. About 285 relatively stable and 67 naturally radioactive isotopes occur on earth totaling 352. In addition, the neutron, technetium, promethium, and the transuranic elements (lying beyond uranium) have now been produced artificially. In June 1999, scientists at the Lawrence Berkeley National Laboratory reported that they had found evidence of an isotope

of Element 118 and its immediate decay products of Elements 116, 114, and 112. This sequence of events tended to reinforce the theory that was predicted since the 1970s that an “island of stability” existed for nuclei with approximately 114 protons and 184 neutrons. This “island” refers to nuclei in which the decay lasts for a period of time instead of a decay that occurs instantaneously. However, on July 27, 2001, researchers at LBNL reported that their laboratory and the facilities at the GSI Laboratory in Germany and at Japanese laboratories failed to confirm the results of their earlier experiments where the fusion of a krypton atom with a lead target resulted in Element 118, with chains of decay leading to Elements 116, 114, and 112, and on down to Element 106. Therefore, the discovery was reported to be spurious. However, with the announcement it was said that different experiments at the Livermore Laboratory and Joint Institute for Nuclear Research in Dubna, Russia indicated that Element 116 had since been created directly. (See also under Elements 116 and 118.)

Laboratory processes have now extended the radioactive element mass numbers beyond 238 to about 280. Each element from atomic numbers 1 to 110 is known to have at least one radioactive isotope. As of December 2001, about 3286 isotopes and isomers were thought to be known and recognized. Many stable and radioactive isotopes are now produced and distributed by the Oak Ridge National Laboratory, Oak Ridge, Tenn., U.S.A., to customers licensed by the U.S. Department of Energy.

The nucleus of an atom is characterized by the number of protons it contains, denoted by Z , and by the number of neutrons, N . Isotopes of an element have the same value of Z , but different values of N . The *mass number* A , is the sum of Z and N . For example, Uranium-238 has a mass number of 238, and contains 92 protons and 146 neutrons.

There is evidence that the definition of chemical elements must be broadened to include the electron. Several compounds known as *electrides*, have recently been made of alkaline metal elements and electrons. A relatively stable combination of a positron and electron, known as *positronium*, has also been studied.

The well-known proton, neutron, and electron are now thought to be members of a group that includes other fundamental particles that have been discovered or hypothesized by physicists. These very elemental particles, of which all matter is made, are now thought to belong to one of two families: namely, **quarks** or **leptons**. Each of these two families consists of six particles. Also, there are four different force carriers that lead to interactions between particles. The six members or “flavors” of the quark family are called **up**, **charm**, **top**, **down**, **strange**, and **bottom**. The force carriers for the quarks are the **gluon** and the **photon**. The six members of the lepton family are the **e neutrino**, the **mu neutrino**, the **tau neutrino**, the **electron**, the **muon particle**, and the **tau particle**. The force carriers for these are the **w boson** and the **z boson**. Furthermore, it appears that each of these particles has an anti-particle that has an opposite electrical charge from the above particles.

Quarks are not found individually, but are found with other quarks arranged to form composites known as **hadrons**. There are two basic types of hadrons: **baryons**, composed of three quarks, and **mesons**, composed of a quark and an anti-quark. Examples of baryons are the neutron and the proton. Neutrons are made of two down quarks and one up quark. Protons are made of two up quarks and one down quark. An example of the meson is the **pion**. This particle is made of an up quark and a down anti-quark. Such particles are unstable and tend to decay rapidly. The anti-particle of the proton is the anti-proton. The exception to the rule is the electron, whose anti-particle is the **positron**.

In recent years a search has been made for a hypothetical particle known as the **Higgs particle** or **Higgs boson**, suggested in 1966 by Peter Higgs of the University of Edinburgh, which could possibly explain why the carriers of the “electro-weak” field (w and z bosons) have mass. The Higgs particle is thought to be responsible possibly for the mass of objects throughout the universe.

Many physicists now hold that all matter and energy in the universe is controlled by four fundamental forces: the **electromagnetic force**, **gravity**, a **weak nuclear force**, and a **strong nuclear force**. The **gluon** binds quarks together by carrying the strong nuclear force. Each of these natural forces is passed back and forth among the basic particles of matter by the force carriers mentioned above. The electromagnetic force is carried by the photon, the weak nuclear force by the **intermediate vector boson**, and the gravity by the **graviton**.

For more complete information on these fundamental particles, please consult recent articles and books on nuclear or particle physics.

The available evidence leads to the conclusion that elements 89 (actinium) through 103 (lawrencium) are chemically similar to the rare-earth or lanthanide elements (elements 57 to 71, inclusive). These elements therefore have been named *actinides* after the first member of this series. Those elements beyond uranium that have been produced artificially have the following names and symbols: neptunium, 93 (Np); plutonium, 94 (Pu); americium, 95 (Am); curium, 96 (Cm); berkelium, 97 (Bk); californium, 98 (Cf); einsteinium, 99 (Es); fermium, 100 (Fm); mendelevium, 101 (Md); nobelium, 102 (No); and lawrencium, 103 (Lr). It is now claimed that Elements 104 through 112 have been produced and identified. More recently, Elements 118, 116, and 114 were reported found (see Element 118). In August 1997, the International Union of Pure and Applied Chemistry (IUPAC) gave final approval to the following names for Elements 104 to 109: Element 104 — rutherfordium (Rf); Element 105 — dubnium (Db); Element 106 — seaborgium (Sg); Element 107 — bohrium (Bh); Element 108 — hassium (Hs); and Element 109 — meitnerium (Mt). The recently discovered elements 110, 111, 112, 114, etc. have not yet been named, but may carry temporary names as designated by the International Union of Pure and Applied Chemistry. IUPAC recommends that until the existence of a new element is proven to their satisfaction, the elements are to have names and symbols derived according to these precise and simple rules: The name is based on the digits in the element’s atomic number. Each digit is replaced with these expressions, with the end using the usual -ium suffix as follows: **0 nil, 1 un, 2 bi, 3 tri, 4 quad, 5 pent, 6 hex, 7 sept, 8 oct, 9 enn**. Double letter i’s are not used, as for example Ununbium, but would be Ununbium. The symbol used would be the first letter of the three main syllables. For example, Element 126 would be Unbihexium, with the symbol Ubh. It is thought there is a possibility of producing elements beyond Element 116 and discovering Elements 117, 115, and 113 by altering the beams of ions and the targets from those now being used.

There are many claims in the literature of the existence of various allotropic modifications of the elements, some of which are based on doubtful or incomplete evidence. Also, the physical properties of an element may change drastically by the presence of small amounts of impurities. With new methods of purification, which are now able to produce elements with 99.9999% purity, it has been necessary to restudy the properties of the elements. For example, the melting point of thorium changes by several hundred degrees by the presence of a small percentage of ThO_2 as an impurity. Ordinary commercial tungsten is brittle and can be worked only with difficulty. Pure tungsten, however, can be cut with a

hacksaw, forged, spun, drawn, or extruded. In general, the value of a physical property given here applies to the pure element, when it is known.

Many of the chemical elements and their compounds are toxic and should be handled with due respect and care. In recent years there has been a greatly increased knowledge and awareness of the health hazards associated with chemicals, radioactive materials, and other agents. Anyone working with the elements and certain of their compounds should become thoroughly familiar with the proper safeguards to be taken. Information on specific hazards and recommended exposure limits may also be found in Section 16. Reference should also be made to publications such as the following:

1. *Code of Federal Regulations, Title 29, Labor*. With additions found in issues of the *Federal Register*.
2. *Code of Federal Regulations, Title 10, Energy*. With additions found in issues of the *Federal Register*. (Published by the U.S. Government Printing Office. Supt. of Documents.)
3. *Occupational Safety and Health Reporter* (latest edition with amendments and corrections), Bureau of National Affairs, Washington, D.C.
4. *Atomic Energy Law Reporter*, Commerce Clearing House, Chicago, IL.
5. *Nuclear Regulation Reporter*, Commerce Clearing House, Chicago, IL.
6. *TLVs® Threshold Limit Values for Chemical Substances and Physical Agents* is issued annually by the American Conference of Governmental Industrial Hygienists, Cincinnati, Ohio.
7. *The Sigma Aldrich Library of Regulatory and Safety Data. Vol. 3*, Robert E. Lenga and Kristine L. Volonpal, Sigma Chemical Co. and Aldrich Chemical Co., Inc. 1993.
8. *Hazardous Chemicals Desk Reference*, Richard J. Lewis, Sr., 4th ed., John Wiley & Sons, New York, Dec. 1997.
9. *Sittig's Handbook of Toxic and Hazardous Chemicals and Carcinogens*, 3rd ed., Noyes Publications, 2001/2.
10. *Sax's Dangerous Properties of Industrial Materials*, Richard J. Lewis and N. Irving Sax, John Wiley & Sons, New York, 1999.
11. *World Wide Limits for Toxic and Hazardous Chemicals in Air, Water, and Soil*, Marshall Sittig, Noyes Publishers.

The prices of elements as indicated in this article are intended to be only a rough guide. Prices may vary, over time, widely with supplier, quantity, and purity.

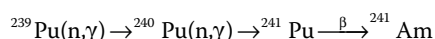
Actinium — (Gr. *aktis, aktinos*, beam or ray), Ac; at. wt. (227); at. no. 89; m.p. 1051°C, b.p. 3200 ± 300°C (est.); sp. gr. 10.07 (calc.). Discovered by Andre Debierne in 1899 and independently by F. Giesel in 1902. Occurs naturally in association with uranium minerals. Thirty four isotopes and isomers are now recognized. All are radioactive. Actinium-227, a decay product of uranium-235, is an alpha and beta emitter with a 21.77-year half-life. Its principal decay products are thorium-227 (18.72-day half-life), radium-223 (11.4-day half-life), and a number of short-lived products including radon, bismuth, polonium, and lead isotopes. In equilibrium with its decay products, it is a powerful source of alpha rays. Actinium metal has been prepared by the reduction of actinium fluoride with lithium vapor at about 1100 to 1300°C. The chemical behavior of actinium is similar to that of the rare earths, particularly lanthanum. Purified actinium comes into equilibrium with

its decay products at the end of 185 days, and then decays according to its 21.77-year half-life. It is about 150 times as active as radium, making it of value in the production of neutrons. Actinium-225, with a purity of 99%, is available from the Oak Ridge National Laboratory to holders of a permit for about \$500/millicurie, plus packing charges.

Aluminum — (L. *alumen, alum*), Al; at. wt. 26.981539(5); at. no. 13; f.p. 660.323°C; b.p. 2519°C; sp. gr. 2.6989 (20°C); valence 3. The ancient Greeks and Romans used *alum* in medicine as an astringent, and as a mordant in dyeing. In 1761 de Morveau proposed the name *alumine* for the base in alum, and Lavoisier, in 1787, thought this to be the oxide of a still undiscovered metal. Wohler is generally credited with having isolated the metal in 1827, although an impure form was prepared by Oersted two years earlier. In 1807, Davy proposed the name *aluminium* for the metal, undiscovered at that time, and later agreed to change it to *aluminum*. Shortly thereafter, the name *aluminium* was adopted to conform with the "ium" ending of most elements, and this spelling is now in use elsewhere in the world. *Aluminium* was also the accepted spelling in the U.S. until 1925, at which time the American Chemical Society officially decided to use the name *aluminum* thereafter in their publications. The method of obtaining aluminum metal by the electrolysis of alumina dissolved in *cryolite* was discovered in 1886 by Hall in the U.S. and at about the same time by Heroult in France. *Cryolite*, a natural ore found in Greenland, is no longer widely used in commercial production, but has been replaced by an artificial mixture of sodium, aluminum, and calcium fluorides. *Bauxite*, an impure hydrated oxide ore, is found in large deposits in Jamaica, Australia, Suriname, Guyana, Russia, Arkansas, and elsewhere. The Bayer process is most commonly used today to refine bauxite so it can be accommodated in the Hall-Heroult refining process, used to make most aluminum. Aluminum can now be produced from clay, but the process is not economically feasible at present. Aluminum is the most abundant metal to be found in the earth's crust (8.1%), but is never found free in nature. In addition to the minerals mentioned above, it is found in feldspars, granite, and in many other common minerals. Twenty-two isotopes and isomers are known. Natural aluminum is made of one isotope, ²⁷Al. Pure aluminum, a silvery-white metal, possesses many desirable characteristics. It is light, nontoxic, has a pleasing appearance, can easily be formed, machined, or cast, has a high thermal conductivity, and has excellent corrosion resistance. It is nonmagnetic and nonsparking, stands second among metals in the scale of malleability, and sixth in ductility. It is extensively used for kitchen utensils, outside building decoration, and in thousands of industrial applications where a strong, light, easily constructed material is needed. Although its electrical conductivity is only about 60% that of copper, it is used in electrical transmission lines because of its light weight. Pure aluminum is soft and lacks strength, but it can be alloyed with small amounts of copper, magnesium, silicon, manganese, and other elements to impart a variety of useful properties. These alloys are of vital importance in the construction of modern aircraft and rockets. Aluminum, evaporated in a vacuum, forms a highly reflective coating for both visible light and radiant heat. These coatings soon form a thin layer of the protective oxide and do not deteriorate as do silver coatings. They have found application in coatings for telescope mirrors, in making decorative paper, packages, toys, and in many other uses. The compounds of greatest importance are aluminum oxide, the sulfate, and

the soluble sulfate with potassium (alum). The oxide, alumina, occurs naturally as ruby, sapphire, corundum, and emery, and is used in glassmaking and refractories. Synthetic ruby and sapphire have found application in the construction of lasers for producing coherent light. In 1852, the price of aluminum was about \$1200/kg, and just before Hall's discovery in 1886, about \$25/kg. The price rapidly dropped to 60¢ and has been as low as 33¢/kg. The price in December 2001 was about 64¢/lb or \$1.40/kg.

Americium — (the Americas), Am; at. wt. 243; at. no. 95; m.p. 1176°C; b.p. 2011°C; sp. gr. 13.67 (20°C); valence 2, 3, 4, 5, or 6. Americium was the fourth transuranium element to be discovered; the isotope ^{241}Am was identified by Seaborg, James, Morgan, and Ghiorso late in 1944 at the wartime Metallurgical Laboratory of the University of Chicago as the result of successive neutron capture reactions by plutonium isotopes in a nuclear reactor:



Since the isotope ^{241}Am can be prepared in relatively pure form by extraction as a decay product over a period of years from strongly neutron-bombarded plutonium, ^{241}Pu , this isotope is used for much of the chemical investigation of this element. Better suited is the isotope ^{243}Am due to its longer half-life (7.37×10^3 years as compared to 432.2 years for ^{241}Am). A mixture of the isotopes ^{241}Am , ^{242}Am , and ^{243}Am can be prepared by intense neutron irradiation of ^{241}Am according to the reactions $^{241}\text{Am}(n,\gamma) \rightarrow ^{242}\text{Am}(n,\gamma) \rightarrow ^{243}\text{Am}$. Nearly isotopically pure ^{243}Am can be prepared by a sequence of neutron bombardments and chemical separations as follows: neutron bombardment of ^{241}Am yields ^{242}Pu by the reactions $^{241}\text{Am}(n,\gamma) \rightarrow ^{242}\text{Am} \rightarrow ^{242}\text{Pu}$, after chemical separation the ^{242}Pu can be transformed to ^{243}Am via the reactions $^{242}\text{Pu}(n,\gamma) \rightarrow ^{243}\text{Pu} \rightarrow ^{243}\text{Am}$, and the ^{243}Am can be chemically separated. Fairly pure ^{242}Pu can be prepared more simply by very intense neutron irradiation of ^{239}Pu as the result of successive neutron-capture reactions. Seventeen radioactive isotopes and isomers are now recognized. Americium metal has been prepared by reducing the trifluoride with barium vapor at 1000 to 1200°C or the dioxide by lanthanum metal. The luster of freshly prepared americium metal is white and more silvery than plutonium or neptunium prepared in the same manner. It appears to be more malleable than uranium or neptunium and tarnishes slowly in dry air at room temperature. Americium is thought to exist in two forms: an alpha form which has a double hexagonal close-packed structure and a loose-packed cubic beta form. Americium must be handled with great care to avoid personal contamination. As little as 0.03 μCi of ^{241}Am is the maximum permissible total body burden. The alpha activity from ^{241}Am is about three times that of radium. When gram quantities of ^{241}Am are handled, the intense gamma activity makes exposure a serious problem. Americium dioxide, AmO_2 , is the most important oxide. AmF_3 , AmF_4 , AmCl_3 , AmBr_3 , AmI_3 , and other compounds have been prepared. The isotope ^{241}Am has been used as a portable source for gamma radiography. It has also been used as a radioactive glass thickness gage for the flat glass industry, and as a source of ionization for smoke detectors. Americium-243 (99%) is available from the Oak Ridge National Laboratory at a cost of about \$750/g plus packing charges.

Antimony — (Gr. *anti* plus *monos* - a metal not found alone), Sb; at. wt. 121.760(1); at. no. 51; m.p. 630.63°C; b.p. 1587°C; sp. gr. 6.691 (20°C); valence 0, -3, +3, or +5. Antimony was recognized in compounds by the ancients and was known as a metal at the beginning of the 17th century and possibly much earlier. It is not abundant, but is found in over 100 mineral species. It is sometimes found native, but more frequently as the sulfide, *stibnite* (Sb_2S_3); it is also found as antimonides of the heavy metals, and as oxides. It is extracted from the sulfide by roasting to the oxide, which is reduced by salt and scrap iron; from its oxides it is also prepared by reduction with carbon. Two allotropic forms of antimony exist: the normal stable, metallic form, and the amorphous gray form. The so-called explosive antimony is an ill-defined material always containing an appreciable amount of halogen; therefore, it no longer warrants consideration as a separate allotrope. The yellow form, obtained by oxidation of *stibine*, SbH_3 , is probably impure, and is not a distinct form. Natural antimony is made of two stable isotopes, ^{121}Sb and ^{123}Sb . Forty five other radioactive isotopes and isomers are now recognized. Metallic antimony is an extremely brittle metal of a flaky, crystalline texture. It is bluish white and has a metallic luster. It is not acted on by air at room temperature, but burns brilliantly when heated with the formation of white fumes of Sb_2O_3 . It is a poor conductor of heat and electricity, and has a hardness of 3 to 3.5. Antimony, available commercially with a purity of 99.999 + %, is finding use in semiconductor technology for making infrared detectors, diodes, and Hall-effect devices. Commercial-grade antimony is widely used in alloys with percentages ranging from 1 to 20. It greatly increases the hardness and mechanical strength of lead. Batteries, antifriction alloys, type metal, small arms and tracer bullets, cable sheathing, and minor products use about half the metal produced. Compounds taking up the other half are oxides, sulfides, sodium antimonate, and antimony trichloride. These are used in manufacturing flame-proofing compounds, paints, ceramic enamels, glass, and pottery. Tartar emetic (hydrated potassium antimonyl tartrate) has been used in medicine. Antimony and many of its compounds are toxic. Antimony costs about \$1.30/kg for the commercial metal or about \$12/g (99.999%).

Argon — (Gr. *argos*, inactive), Ar; at. wt. 39.948(1); at. no. 18; m.p. -189.35°C; b.p. -185.85°C; t_c -122.28; density 1.7837 g/l. Its presence in air was suspected by Cavendish in 1785, discovered by Lord Rayleigh and Sir William Ramsay in 1894. The gas is prepared by fractionation of liquid air, the atmosphere containing 0.94% argon. The atmosphere of Mars contains 1.6% of ^{40}Ar and 5 p.p.m. of ^{36}Ar . Argon is two and one half times as soluble in water as nitrogen, having about the same solubility as oxygen. It is recognized by the characteristic lines in the red end of the spectrum. It is used in electric light bulbs and in fluorescent tubes at a pressure of about 400 Pa, and in filling photo tubes, glow tubes, etc. Argon is also used as an inert gas shield for arc welding and cutting, as a blanket for the production of titanium and other reactive elements, and as a protective atmosphere for growing silicon and germanium crystals. Argon is colorless and odorless, both as a gas and liquid. It is available in high-purity form. Commercial argon is available at a cost of about 3¢ per cubic foot. Argon is considered to be a very inert gas and is not known to form true chemical compounds, as do krypton, xenon, and radon. However, it does form a hydrate having a dissociation pressure of 105 atm at 0°C. Ion molecules such as $(\text{ArKr})^+$, $(\text{ArXe})^+$, $(\text{NeAr})^+$ have been observed spectroscopically. Argon also

forms a clathrate with β -hydroquinone. This clathrate is stable and can be stored for a considerable time, but a true chemical bond does not exist. Van der Waals' forces act to hold the argon. In August 2000, researchers at the University of Helsinki, Finland reported they made a new argon compound HArF by shining UV light on frozen argon that contained a small amount of HF. Naturally occurring argon is a mixture of three isotopes. Seventeen other radioactive isotopes are now known to exist. Commercial argon is priced at about \$70/300 cu. ft. or 8.5 cu. meters.

Arsenic — (L. *arsenicum*, Gr. *arsenikon*, yellow orpiment, identified with *arsenikos*, male, from the belief that metals were different sexes; Arabic, *Az-zernikh*, the orpiment from Persian *zerni-zar*, gold), As; at. wt. 74.92160(2); at. no. 33; valence -3, 0, +3 or +5. Elemental arsenic occurs in two solid modifications: yellow, and gray or metallic, with specific gravities of 1.97, and 5.73, respectively. Gray arsenic, the ordinary stable form, has a triple point of 817°C and sublimates at 614°C and has a critical temperature of 1400°C. Several other allotropic forms of arsenic are reported in the literature. It is believed that Albertus Magnus obtained the element in 1250 A.D. In 1649 Schroeder published two methods of preparing the element. It is found native, in the sulfides *realgar* and *orpiment*, as arsenides and sulfarsenides of heavy metals, as the oxide, and as arsenates. *Mispickel*, arsenopyrite, (FeSAs) is the most common mineral, from which on heating the arsenic sublimates leaving ferrous sulfide. The element is a steel gray, very brittle, crystalline, semimetallic solid; it tarnishes in air, and when heated is rapidly oxidized to arsenous oxide (As₂O₃) with the odor of garlic. Arsenic and its compounds are poisonous. Exposure to arsenic and its compounds should not exceed 0.01 mg/m³ as elemental As during an 8-h work day. Arsenic is also used in bronzing, pyrotechny, and for hardening and improving the sphericity of shot. The most important compounds are white arsenic (As₂O₃), the sulfide, Paris green 3Cu(AsO₂)₂·Cu(C₂H₃O₂)₂, calcium arsenate, and lead arsenate; the last three have been used as agricultural insecticides and poisons. Marsh's test makes use of the formation and ready decomposition of arsine (AsH₃). Arsenic is available in high-purity form. It is finding increasing uses as a doping agent in solid-state devices such as transistors. Gallium arsenide is used as a laser material to convert electricity directly into coherent light. Natural arsenic is made of one isotope ⁷⁵As. Thirty other radioactive isotopes and isomers are known. Arsenic (99%) costs about \$75/50g. Purified arsenic (99.9995%) costs about \$50/g.

Astatine — (Gr. *astatos*, unstable), At; at. wt. (210); at. no. 85; m.p. 300°C (est.); valence probably 1, 3, 5, or 7. Synthesized in 1940 by D. R. Corson, K. R. MacKenzie, and E. Segre at the University of California by bombarding bismuth with alpha particles. The longest-lived isotope, ²¹⁰At, has a half-life of only 8.1 hours. Thirty-six other isotopes and isomers are now known. Minute quantities of ²¹⁵At, ²¹⁸At, and ²¹⁹At exist in equilibrium in nature with naturally occurring uranium and thorium isotopes, and traces of ²¹⁷At are in equilibrium with ²³³U and ²³⁹Np resulting from interaction of thorium and uranium with naturally produced neutrons. The total amount of astatine present in the earth's crust, however, is probably less than 1 oz. Astatine can be produced by bombarding bismuth with energetic alpha particles to obtain the relatively long-lived ²⁰⁹⁻²¹¹At, which can be distilled from the target by heating it in air. Only about 0.05 μ g of astatine has been prepared to date.

The "time of flight" mass spectrometer has been used to confirm that this highly radioactive halogen behaves chemically very much like other halogens, particularly iodine. The interhalogen compounds AtI, AtBr, and AtCl are known to form, but it is not yet known if astatine forms diatomic astatine molecules. HAt and CH₃At (methyl astatide) have been detected. Astatine is said to be more metallic than iodine, and, like iodine, it probably accumulates in the thyroid gland.

Barium — (Gr. *barys*, heavy), Ba; at. wt. 137.327(7), at. no. 56; m.p. 727°C; b.p. 1897°C; sp. gr. 3.5 (20°C); valence 2. Baryta was distinguished from lime by Scheele in 1774; the element was discovered by Sir Humphrey Davy in 1808. It is found only in combination with other elements, chiefly in *barite* or *heavy spar* (sulfate) and *witherite* (carbonate) and is prepared by electrolysis of the chloride. Large deposits of barite are found in China, Germany, India, Morocco, and in the U.S. Barium is a metallic element, soft, and when pure is silvery white like lead; it belongs to the alkaline earth group, resembling calcium chemically. The metal oxidizes very easily and should be kept under petroleum or other suitable oxygen-free liquids to exclude air. It is decomposed by water or alcohol. The metal is used as a "getter" in vacuum tubes. The most important compounds are the peroxide (BaO₂), chloride, sulfate, carbonate, nitrate, and chlorate. Lithopone, a pigment containing barium sulfate and zinc sulfide, has good covering power, and does not darken in the presence of sulfides. The sulfate, as permanent white or *blanc fixe*, is also used in paint, in X-ray diagnostic work, and in glassmaking. *Barite* is extensively used as a weighting agent in oilwell drilling fluids, and also in making rubber. The carbonate has been used as a rat poison, while the nitrate and chlorate give green colors in pyrotechny. The impure sulfide phosphoresces after exposure to the light. The compounds and the metal are not expensive. Barium metal (99.2 + % pure) costs about \$3/g. All barium compounds that are water or acid soluble are poisonous. Naturally occurring barium is a mixture of seven stable isotopes. Thirty six other radioactive isotopes and isomers are known to exist.

Berkelium — (*Berkeley*, home of the University of California), Bk; at. wt. (247); at. no. 97; m.p. 1050°C; valence 3 or 4; sp. gr. 14 (est.). Berkelium, the eighth member of the actinide transition series, was discovered in December 1949 by Thompson, Ghiorso, and Seaborg, and was the fifth transuranium element synthesized. It was produced by cyclotron bombardment of milligram amounts of ²⁴¹Am with helium ions at Berkeley, California. The first isotope produced had a mass number of 243 and decayed with a half-life of 4.5 hours. Thirteen isotopes are now known and have been synthesized. The existence of ²⁴⁹Bk, with a half-life of 320 days, makes it feasible to isolate berkelium in weighable amounts so that its properties can be investigated with macroscopic quantities. One of the first visible amounts of a pure berkelium compound, berkelium chloride, was produced in 1962. It weighed 3 billionth of a gram. Berkelium probably has not yet been prepared in elemental form, but it is expected to be a silvery metal, easily soluble in dilute mineral acids, and readily oxidized by air or oxygen at elevated temperatures to form the oxide. X-ray diffraction methods have been used to identify the following compounds: BkO₂, BkO₃, BkF₃, BkCl, and BkOCl. As with other actinide elements, berkelium tends to accumulate in the skeletal system. The maximum permissible body burden of ²⁴⁹Bk in the human skeleton is about 0.0004 μ g. Because of its rarity, berkelium presently has no commercial or technological

use. Berkelium most likely resembles terbium with respect to chemical properties. Berkelium-249 is available from O.R.N.L. at a cost of \$185/μg plus packing charges.

Beryllium — (Gr. *beryllos*, *beryl*; also called Glucinium or Glucinum, Gr. *glykys*, sweet), Be; at. wt. 9.012182(3); at no. 4; m.p. 1287°C; b.p. 2471°C; sp. gr. 1.848 (20°C); valence 2. Discovered as the oxide by Vauquelin in beryl and in emeralds in 1798. The metal was isolated in 1828 by Wohler and by Bussy independently by the action of potassium on beryllium chloride. Beryllium is found in some 30 mineral species, the most important of which are *bertrandite*, *beryl*, *chrysoberyl*, and *phenacite*. *Aquamarine* and *emerald* are precious forms of *beryl*. Beryllium minerals are found in the U.S., Brazil, Russia, Kazakhstan, and elsewhere. Colombia is known for its emeralds. *Beryl* ($3\text{BeO} \cdot \text{Al}_2\text{O}_3 \cdot 6\text{SiO}_2$) and *bertrandite* ($4\text{BeO} \cdot 2\text{SiO}_2 \cdot \text{H}_2\text{O}$) are the most important commercial sources of the element and its compounds. Most of the metal is now prepared by reducing beryllium fluoride with magnesium metal. Beryllium metal did not become readily available to industry until 1957. The metal, steel gray in color, has many desirable properties. It is one of the lightest of all metals, and has one of the highest melting points of the light metals. Its modulus of elasticity is about one third greater than that of steel. It resists attack by concentrated nitric acid, has excellent thermal conductivity, and is nonmagnetic. It has a high permeability to X-rays, and when bombarded by alpha particles, as from radium or polonium, neutrons are produced in the ratio of about 30 neutrons/million alpha particles. At ordinary temperatures beryllium resists oxidation in air, although its ability to scratch glass is probably due to the formation of a thin layer of the oxide. Beryllium is used as an alloying agent in producing beryllium copper which is extensively used for springs, electrical contacts, spot-welding electrodes, and nonsparking tools. It has found application as a structural material for high-speed aircraft, missiles, spacecraft, and communication satellites. It is being used in the windshield frame, brake discs, support beams, and other structural components of the space shuttle. Because beryllium is relatively transparent to X-rays, ultra-thin Be-foil is finding use in X-ray lithography for reproduction of microminiature integrated circuits. Natural beryllium is made of ^9Be and is stable. Eight other radioactive isotopes are known.

Beryllium is used in nuclear reactors as a reflector or moderator for it has a low thermal neutron absorption cross section. It is used in gyroscopes, computer parts, and instruments where lightness, stiffness, and dimensional stability are required. The oxide has a very high melting point and is also used in nuclear work and ceramic applications. Beryllium and its salts are toxic and should be handled with the greatest of care. Beryllium and its compounds should not be tasted to verify the sweetish nature of beryllium (as did early experimenters). The metal, its alloys, and its salts can be handled safely if certain work codes are observed, but no attempt should be made to work with beryllium before becoming familiar with proper safeguards. Beryllium metal is available at a cost of about \$5/g (99.5% pure).

Bismuth — (Ger. *Weisse Masse*, white mass; later *Wisuth* and *Bisemutum*), Bi; at. wt. 208.98038(2); at. no. 83; m.p. 271.4°C; b.p. 1564°C; sp. gr. 9.747 (20°C); valence 3 or 5. In early times bismuth was confused with tin and lead. Claude Geoffroy the Younger showed it to be distinct from lead in 1753. It is a white crystalline, brittle metal with a pinkish tinge. It occurs native.

The most important ores are *bismuthinite* or bismuth glance (Bi_2S_3) and *bismite* (Bi_2O_3). Peru, Japan, Mexico, Bolivia, and Canada are major bismuth producers. Much of the bismuth produced in the U.S. is obtained as a by-product in refining lead, copper, tin, silver, and gold ores. Bismuth is the most diamagnetic of all metals, and the thermal conductivity is lower than any metal, except mercury. It has a high electrical resistance, and has the highest Hall effect of any metal (i.e., greatest increase in electrical resistance when placed in a magnetic field). "Bismanol" is a permanent magnet of high coercive force, made of MnBi, by the U.S. Naval Surface Weapons Center. Bismuth expands 3.32% on solidification. This property makes bismuth alloys particularly suited to the making of sharp castings of objects subject to damage by high temperatures. With other metals such as tin, cadmium, etc., bismuth forms low-melting alloys which are extensively used for safety devices in fire detection and extinguishing systems. Bismuth is used in producing malleable irons and is finding use as a catalyst for making acrylic fibers. When bismuth is heated in air it burns with a blue flame, forming yellow fumes of the oxide. The metal is also used as a thermocouple material, and has found application as a carrier for U^{235} or U^{233} fuel in atomic reactors. Its soluble salts are characterized by forming insoluble basic salts on the addition of water, a property sometimes used in detection work. Bismuth oxychloride is used extensively in cosmetics. Bismuth subnitrate and subcarbonate are used in medicine. Natural bismuth contains only one isotope ^{209}Bi . Forty-four isotopes and isomers of bismuth are known. Bismuth metal (99.5%) costs about \$250/kg.

Bohrium — (Named after Niels Bohr [1885–1962], Danish atomic and nuclear physicist.) Bh; at.wt. [262]. at.no. 107. Bohrium is expected to have chemical properties similar to rhenium. This element was synthesized and unambiguously identified in 1981 using the Universal Linear Accelerator (UNILAC) at the Gesellschaft für Schwerionenforschung (G.S.I.) in Darmstadt, Germany. The discovery team was led by Armbruster and Münzenberg. The reaction producing the element was proposed and applied earlier by a Dubna Group led by Oganessian in 1976. A target of ^{209}Bi was bombarded by a beam of ^{54}Cr ions. In 1983 experiments at Dubna using the 157-inch cyclotron, produced $^{262}107$ by the reaction $^{209}\text{Bi} + ^{54}\text{Cr}$. The alpha decay of ^{246}Cf , the sixth member in the decay chain of $^{262}107$, served to establish a 1-neutron reaction channel. The IUPAC adopted the name *Bohrium* with the symbol Bh for Element 107 in August 1997. Five isotopes of bohrium are now recognized. One isotope of bohrium appears to have a relatively long life of 15 seconds. Work on this relatively long-lived isotope has been performed with the 88-inch cyclotron at the Lawrence-Berkeley National Laboratory.

Boron — (Ar. *Buraq*, Pers. *Burah*), B; at. wt. 10.811(7); at. no. 5; m.p. 2075°C; b.p. 4000°C; sp. gr. of crystals 2.34, of amorphous variety 2.37; valence 3. Boron compounds have been known for thousands of years, but the element was not discovered until 1808 by Sir Humphry Davy and by Gay-Lussac and Thenard. The element is not found free in nature, but occurs as orthoboric acid usually in certain volcanic spring waters and as borates in *borax* and *colemanite*. *Ulexite*, another boron mineral, is interesting as it is nature's own version of "fiber optics." Important sources of boron are the ores *rasorite* (*kernite*) and *tincal* (*borax ore*). Both of these ores are found in the Mojave Desert. *Tincal* is the most important source of boron from the Mojave. Extensive *borax* deposits are also found in

Turkey. Boron exists naturally as 19.9% ^{10}B isotope and 80.1% ^{11}B isotope. Ten other isotopes of boron are known. High-purity crystalline boron may be prepared by the vapor phase reduction of boron trichloride or tribromide with hydrogen on electrically heated filaments. The impure, or amorphous, boron, a brownish-black powder, can be obtained by heating the trioxide with magnesium powder. Boron of 99.9999% purity has been produced and is available commercially. Elemental boron has an energy band gap of 1.50 to 1.56 eV, which is higher than that of either silicon or germanium. It has interesting optical characteristics, transmitting portions of the infrared, and is a poor conductor of electricity at room temperature, but a good conductor at high temperature. Amorphous boron is used in pyrotechnic flares to provide a distinctive green color, and in rockets as an igniter. By far the most commercially important boron compound in terms of dollar sales is $\text{Na}_2\text{B}_4\text{O}_7 \cdot 5\text{H}_2\text{O}$. This pentahydrate is used in very large quantities in the manufacture of insulation fiberglass and sodium perborate bleach. Boric acid is also an important boron compound with major markets in textile fiberglass and in cellulose insulation as a flame retardant. Next in order of importance is borax ($\text{Na}_2\text{B}_4\text{O}_7 \cdot 10\text{H}_2\text{O}$) which is used principally in laundry products. Use of borax as a mild antiseptic is minor in terms of dollars and tons. Boron compounds are also extensively used in the manufacture of borosilicate glasses. The isotope boron-10 is used as a control for nuclear reactors, as a shield for nuclear radiation, and in instruments used for detecting neutrons. Boron nitride has remarkable properties and can be used to make a material as hard as diamond. The nitride also behaves like an electrical insulator but conducts heat like a metal. It also has lubricating properties similar to graphite. The hydrides are easily oxidized with considerable energy liberation, and have been studied for use as rocket fuels. Demand is increasing for boron filaments, a high-strength, lightweight material chiefly employed for advanced aerospace structures. Boron is similar to carbon in that it has a capacity to form stable covalently bonded molecular networks. Carboranes, metalboranes, phosphacarboranes, and other families comprise thousands of compounds. Crystalline boron (99.5%) costs about \$6/g. Amorphous boron (94–96%) costs about \$1.50/g. Elemental boron and the borates are not considered to be toxic, and they do not require special care in handling. However, some of the more exotic boron hydrogen compounds are definitely toxic and do require care.

Bromine — (Gr. *bromos*, stench), Br; at. wt. 79.904(1); at. no. 35; m.p. -7.2°C ; b.p. 58.8°C ; t_c 315°C ; density of gas 7.59 g/l, liquid 3.12 (20°C); valence 1, 3, 5, or 7. Discovered by Balard in 1826, but not prepared in quantity until 1860. A member of the halogen group of elements, it is obtained from natural brines from wells in Michigan and Arkansas. Little bromine is extracted today from seawater, which contains only about 85 ppm. Bromine is the only liquid nonmetallic element. It is a heavy, mobile, reddish-brown liquid, volatilizing readily at room temperature to a red vapor with a strong disagreeable odor, resembling chlorine, and having a very irritating effect on the eyes and throat; it is readily soluble in water or carbon disulfide, forming a red solution, is less active than chlorine but more so than iodine; it unites readily with many elements and has a bleaching action; when spilled on the skin it produces painful sores. It presents a serious health hazard, and maximum safety precautions should be taken when handling it. Much of the bromine output in the U.S. was used in the production of ethylene dibromide, a lead scavenger used in

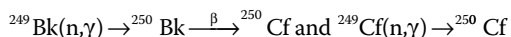
making gasoline antiknock compounds. Lead in gasoline, however, has been drastically reduced, due to environmental considerations. This will greatly affect future production of bromine. Bromine is also used in making fumigants, flameproofing agents, water purification compounds, dyes, medicinals, sanitizers, inorganic bromides for photography, etc. Organic bromides are also important. Natural bromine is made of two isotopes, ^{79}Br and ^{81}Br . Thirty-four isotopes and isomers are known. Bromine (99.8%) costs about \$70/kg.

Cadmium — (L. *cadmia*; Gr. *kadmeia* - ancient name for calamine, zinc carbonate), Cd; at. wt. 112.411(8); at. no. 48; m.p. 321.07°C ; b.p. 767°C ; sp. gr. 8.65 (20°C); valence 2. Discovered by Stromeyer in 1817 from an impurity in zinc carbonate. Cadmium most often occurs in small quantities associated with zinc ores, such as *sphalerite* (ZnS). *Greenockite* (CdS) is the only mineral of any consequence bearing cadmium. Almost all cadmium is obtained as a by-product in the treatment of zinc, copper, and lead ores. It is a soft, bluish-white metal which is easily cut with a knife. It is similar in many respects to zinc. It is a component of some of the lowest melting alloys; it is used in bearing alloys with low coefficients of friction and great resistance to fatigue; it is used extensively in electroplating, which accounts for about 60% of its use. It is also used in many types of solder, for standard E.M.F. cells, for Ni-Cd batteries, and as a barrier to control atomic fission. The market for Ni-Cd batteries is expected to grow significantly. Cadmium compounds are used in black and white television phosphors and in blue and green phosphors for color TV tubes. It forms a number of salts, of which the sulfate is most common; the sulfide is used as a yellow pigment. Cadmium and solutions of its compounds are toxic. Failure to appreciate the toxic properties of cadmium may cause workers to be unwittingly exposed to dangerous fumes. Some silver solders, for example, contain cadmium and should be handled with care. Serious toxicity problems have been found from long-term exposure and work with cadmium plating baths. Cadmium is present in certain phosphate rocks. This has raised concerns that the long-term use of certain phosphate fertilizers might pose a health hazard from levels of cadmium that might enter the food chain. In 1927 the International Conference on Weights and Measures redefined the meter in terms of the wavelength of the red cadmium spectral line (i.e., $1\text{ m} = 1,553,164.13$ wavelengths). This definition has been changed (see under Krypton). The current price of cadmium is about 50¢/g (99.5%). It is available in high purity form for about \$550/kg. Natural cadmium is made of eight isotopes. Thirty four other isotopes and isomers are now known and recognized.

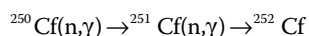
Calcium — (L. *calx*, lime), Ca; at. wt. 40.078(4); at. no. 20; m.p. 842°C ; b.p. 1484°C ; sp. gr. 1.55 (20°C); valence 2. Though lime was prepared by the Romans in the first century under the name calx, the metal was not discovered until 1808. After learning that Berzelius and Pontin prepared calcium amalgam by electrolyzing lime in mercury, Davy was able to isolate the impure metal. Calcium is a metallic element, fifth in abundance in the earth's crust, of which it forms more than 3%. It is an essential constituent of leaves, bones, teeth, and shells. Never found in nature uncombined, it occurs abundantly as *limestone* (CaCO_3), *gypsum* ($\text{CaSO}_4 \cdot 2\text{H}_2\text{O}$), and *fluorite* (CaF_2); *apatite* is the fluorophosphate or chlorophosphate of calcium. The metal has a silvery color, is rather hard, and is prepared by electrolysis of the fused chloride to which calcium fluoride is added to lower the melting point. Chemically it

is one of the alkaline earth elements; it readily forms a white coating of oxide in air, reacts with water, burns with a yellow-red flame, forming largely the oxide. The metal is used as a reducing agent in preparing other metals such as thorium, uranium, zirconium, etc., and is used as a deoxidizer, desulfurizer, and inclusion modifier for various ferrous and nonferrous alloys. It is also used as an alloying agent for aluminum, beryllium, copper, lead, and magnesium alloys, and serves as a "getter" for residual gases in vacuum tubes. Its natural and prepared compounds are widely used. Quicklime (CaO), made by heating limestone and changed into slaked lime by the careful addition of water, is the great cheap base of the chemical industry with countless uses. Mixed with sand it hardens as mortar and plaster by taking up carbon dioxide from the air. Calcium from limestone is an important element in Portland cement. The solubility of the carbonate in water containing carbon dioxide causes the formation of caves with stalactites and stalagmites and is responsible for hardness in water. Other important compounds are the carbide (CaC₂), chloride (CaCl₂), cyanamide (CaCN₂), hypochlorite (Ca(OCl)₂), nitrate (Ca(NO₃)₂), and sulfide (CaS). Calcium sulfide is phosphorescent after being exposed to light. Natural calcium contains six isotopes. Sixteen other radioactive isotopes are known. Metallic calcium (99.5%) costs about \$200/kg.

Californium — (State and University of California), Cf; at. wt. (251); m.p. 900°C; at. no. 98. Californium, the sixth transuranium element to be discovered, was produced by Thompson, Street, Ghiorso, and Seaborg in 1950 by bombarding microgram quantities of ²⁴²Cm with 35 MeV helium ions in the Berkeley 60-inch cyclotron. Californium (III) is the only ion stable in aqueous solutions, all attempts to reduce or oxidize californium (III) having failed. The isotope ²⁴⁹Cf results from the beta decay of ²⁴⁹Bk while the heavier isotopes are produced by intense neutron irradiation by the reactions:



followed by



The existence of the isotopes ²⁴⁹Cf, ²⁵⁰Cf, ²⁵¹Cf, and ²⁵²Cf makes it feasible to isolate californium in weighable amounts so that its properties can be investigated with macroscopic quantities. Californium-252 is a very strong neutron emitter. One microgram releases 170 million neutrons per minute, which presents biological hazards. Proper safeguards should be used in handling californium. Twenty isotopes of californium are now recognized. ²⁴⁹Cf and ²⁵²Cf have half-lives of 351 years and 900 years, respectively. In 1960 a few tenths of a microgram of californium trichloride, CfCl₃, californium oxychloride, CfOCl, and californium oxide, Cf₂O₃, were first prepared. Reduction of californium to its metallic state has not yet been accomplished. Because californium is a very efficient source of neutrons, many new uses are expected for it. It has already found use in neutron moisture gages and in well-logging (the determination of water and oil-bearing layers). It is also being used as a portable neutron source for discovery of metals such as gold or silver by on-the-spot activation analysis. ²⁵²Cf is now being offered for sale by the Oak Ridge National Laboratory (O.R.N.L.) at a cost of \$60/μg and ²⁴⁹Cf at a cost of \$185/μg plus packing charges. It has been suggested that californium

may be produced in certain stellar explosions, called *supernovae*, for the radioactive decay of ²⁵⁴Cf (55-day half-life) agrees with the characteristics of the light curves of such explosions observed through telescopes. This suggestion, however, is questioned. Californium is expected to have chemical properties similar to dysprosium.

Carbon — (L. *carbo*, charcoal), C; at. wt. 12.0107(8); at. no. 6; sublimes at 3642°C; triple point (graphite-liquid-gas), 4492°C at a pressure of 101.325 kPa; sp. gr. amorphous 1.8 to 2.1, graphite 1.9 to 2.3, diamond 3.15 to 3.53 (depending on variety); gem diamond 3.513 (25°C); valence 2, 3, or 4. Carbon, an element of prehistoric discovery, is very widely distributed in nature. It is found in abundance in the sun, stars, comets, and atmospheres of most planets. Carbon in the form of microscopic diamonds is found in some meteorites. Natural diamonds are found in *kimberlite* or *lamproite* of ancient formations called "pipes," such as found in South Africa, Arkansas, and elsewhere. Diamonds are now also being recovered from the ocean floor off the Cape of Good Hope. About 30% of all industrial diamonds used in the U.S. are now made synthetically. The energy of the sun and stars can be attributed at least in part to the well-known carbon-nitrogen cycle. Carbon is found free in nature in three allotropic forms: amorphous, graphite, and diamond. A fourth form, known as "white" carbon, is now thought to exist. Graphite is one of the softest known materials while diamond is one of the hardest. Graphite exists in two forms: alpha and beta. These have identical physical properties, except for their crystal structure. Naturally occurring graphites are reported to contain as much as 30% of the rhombohedral (beta) form, whereas synthetic materials contain only the alpha form. The hexagonal alpha type can be converted to the beta by mechanical treatment, and the beta form reverts to the alpha on heating it above 1000°C. In 1969 a new allotropic form of carbon was produced during the sublimation of pyrolytic graphite at low pressures. Under free-vaporization conditions above ~2550 K, "white" carbon forms as small transparent crystals on the edges of the basal planes of graphite. The interplanar spacings of "white" carbon are identical to those of carbon form noted in the graphitic gneiss from the Ries (meteoritic) Crater of Germany. "White" carbon is a transparent birefringent material. Little information is presently available about this allotrope. Of recent interest is the discovery of all-carbon molecules, known as "buckyballs" or fullerenes, which have a number of unusual properties. These interesting molecules, consisting of 60 or 70 carbon atoms linked together, seem capable of withstanding great pressure and trapping foreign atoms inside their network of carbon. They are said to be capable of magnetism and superconductivity and have potential as a nonlinear optical material. Buckyball films are reported to remain superconductive at temperatures as high as 45 K. In combination, carbon is found as carbon dioxide in the atmosphere of the earth and dissolved in all natural waters. It is a component of great rock masses in the form of carbonates of calcium (limestone), magnesium, and iron. Coal, petroleum, and natural gas are chiefly hydrocarbons. Carbon is unique among the elements in the vast number and variety of compounds it can form. With hydrogen, oxygen, nitrogen, and other elements, it forms a very large number of compounds, carbon atom often being linked to carbon atom. There are close to ten million known carbon compounds, many thousands of which are vital to organic and life processes. Without carbon, the basis for life would be impossible. While it has been thought that silicon

might take the place of carbon in forming a host of similar compounds, it is now not possible to form stable compounds with very long chains of silicon atoms. The atmosphere of Mars contains 96.2% CO₂. Some of the most important compounds of carbon are carbon dioxide (CO₂), carbon monoxide (CO), carbon disulfide (CS₂), chloroform (CHCl₃), carbon tetrachloride (CCl₄), methane (CH₄), ethylene (C₂H₄), acetylene (C₂H₂), benzene (C₆H₆), ethyl alcohol (C₂H₅OH), acetic acid (CH₃COOH), and their derivatives. Carbon has fifteen isotopes. Natural carbon consists of 98.89% ¹²C and 1.11% ¹³C. In 1961 the International Union of Pure and Applied Chemistry adopted the isotope carbon-12 as the basis for atomic weights. Carbon-14, an isotope with a half-life of 5715 years, has been widely used to date such materials as wood, archeological specimens, etc. A new brittle form of carbon, known as "glassy carbon," has been developed. It can be obtained with high purity. It has a high resistance to corrosion, has good thermal stability, and is structurally impermeable to both gases and liquids. It has a randomized structure, making it useful in ultra-high technology applications, such as crystal growing, crucibles for high-temperature use, etc. Glassy carbon is available at a cost of about \$35/10g. Fullerene powder is available at a cost of about \$55/10mg (99% C₁₀). Diamond powder (99.9%) costs about \$40/g.

Cerium — (named for the asteroid *Ceres*, which was discovered in 1801 only 2 years before the element), Ce; at. wt. 140.115(4); at. no. 58; m.p. 798°C; b.p. 3424°C; sp. gr. 6.770 (25°C); valence 3 or 4. Discovered in 1803 by Klaproth and by Berzelius and Hisinger; metal prepared by Hillebrand and Norton in 1875. Cerium is the most abundant of the metals of the so-called rare earths. It is found in a number of minerals including *allanite* (also known as *orthite*), *monazite*, *bastnasite*, *cerite*, and *samaraskite*. Monazite and bastnasite are presently the two most important sources of cerium. Large deposits of monazite found on the beaches of Travancore, India, in river sands in Brazil, and deposits of *allanite* in the western United States, and *bastnasite* in Southern California will supply cerium, thorium, and the other rare-earth metals for many years to come. Metallic cerium is prepared by metallothermic reduction techniques, such as by reducing cerous fluoride with calcium, or by electrolysis of molten cerous chloride or other cerous halides. The metallothermic technique is used to produce high-purity cerium. Cerium is especially interesting because of its variable electronic structure. The energy of the inner 4f level is nearly the same as that of the outer or valence electrons, and only small amounts of energy are required to change the relative occupancy of these electronic levels. This gives rise to dual valency states. For example, a volume change of about 10% occurs when cerium is subjected to high pressures or low temperatures. It appears that the valence changes from about 3 to 4 when it is cooled or compressed. The low temperature behavior of cerium is complex. Four allotropic modifications are thought to exist: cerium at room temperature and at atmospheric pressure is known as γ cerium. Upon cooling to -16°C, γ cerium changes to β cerium. The remaining γ cerium starts to change to α cerium when cooled to -172°C, and the transformation is complete at -269°C. α Cerium has a density of 8.16; δ cerium exists above 726°C. At atmospheric pressure, liquid cerium is more dense than its solid form at the melting point. Cerium is an iron-gray lustrous metal. It is malleable, and oxidizes very readily at room temperature, especially in moist air. Except for europium, cerium is the most reactive of the "rare-earth" metals. It slowly decomposes in cold wa-

ter, and rapidly in hot water. Alkali solutions and dilute and concentrated acids attack the metal rapidly. The pure metal is likely to ignite if scratched with a knife. Ceric salts are orange red or yellowish; cerous salts are usually white. Cerium is a component of misch metal, which is extensively used in the manufacture of pyrophoric alloys for cigarette lighters, etc. Natural cerium is stable and contains four isotopes. Thirty-two other radioactive isotopes and isomers are known. While cerium is not radioactive, the impure commercial grade may contain traces of thorium, which is radioactive. The oxide is an important constituent of incandescent gas mantles and it is emerging as a hydrocarbon catalyst in "self-cleaning" ovens. In this application it can be incorporated into oven walls to prevent the collection of cooking residues. As ceric sulfate it finds extensive use as a volumetric oxidizing agent in quantitative analysis. Cerium compounds are used in the manufacture of glass, both as a component and as a decolorizer. The oxide is finding increased use as a glass polishing agent instead of rouge, for it is much faster than rouge in polishing glass surfaces. Cerium compounds are finding use in automobile exhaust catalysts. Cerium is also finding use in making permanent magnets. Cerium, with other rare earths, is used in carbon-arc lighting, especially in the motion picture industry. It is also finding use as an important catalyst in petroleum refining and in metallurgical and nuclear applications. In small lots, cerium costs about \$5/g (99.9%).

Cesium — (*L. caesius*, sky blue), Cs; at. wt. 132.90545(2); at. no. 55; m.p. 28.44°C; b.p. 671°C; sp. gr. 1.873 (20°C); valence 1. Cesium was discovered spectroscopically by Bunsen and Kirchhoff in 1860 in mineral water from Durkheim. Cesium, an alkali metal, occurs in *lepidolite*, *pollucite* (a hydrated silicate of aluminum and cesium), and in other sources. One of the world's richest sources of cesium is located at Bernic Lake, Manitoba. The deposits are estimated to contain 300,000 tons of pollucite, averaging 20% cesium. It can be isolated by electrolysis of the fused cyanide and by a number of other methods. Very pure, gas-free cesium can be prepared by thermal decomposition of cesium azide. The metal is characterized by a spectrum containing two bright lines in the blue along with several others in the red, yellow, and green. It is silvery white, soft, and ductile. It is the most electropositive and most alkaline element. Cesium, gallium, and mercury are the only three metals that are liquid at room temperature. Cesium reacts explosively with cold water, and reacts with ice at temperatures above -116°C. Cesium hydroxide, the strongest base known, attacks glass. Because of its great affinity for oxygen the metal is used as a "getter" in electron tubes. It is also used in photoelectric cells, as well as a catalyst in the hydrogenation of certain organic compounds. The metal has recently found application in ion propulsion systems. Cesium is used in atomic clocks, which are accurate to 5 s in 300 years. A second of time is now defined as being the duration of 9,192,631,770 periods of the radiation corresponding to the transition between the two hyper-fine levels of the ground state of the cesium-133 atom. Its chief compounds are the chloride and the nitrate. Cesium has 52 isotopes and isomers with masses ranging from 112 to 148. The present price of cesium is about \$50/g (99.98%) sealed in a glass ampoule.

Chlorine — (*Gr. chloros*, greenish yellow), Cl; at. wt. 35.4527(9); at. no. 17; m.p. -101.5°C; b.p. -34.04°C; t_c 143.8°C; density 3.214 g/l; sp. gr. 1.56 (-33.6°C); valence 1, 3, 5, or 7. Discovered in 1774 by Scheele, who thought it contained oxygen; named in 1810 by Davy, who insisted it was an element. In nature it

is found in the combined state only, chiefly with sodium as common salt (NaCl), *carnallite* ($\text{KMgCl}_3 \cdot 6\text{H}_2\text{O}$), and *sylvite* (KCl). It is a member of the halogen (salt-forming) group of elements and is obtained from chlorides by the action of oxidizing agents and more often by electrolysis; it is a greenish-yellow gas, combining directly with nearly all elements. At 10°C one volume of water dissolves 3.10 volumes of chlorine, at 30°C only 1.77 volumes. Chlorine is widely used in making many everyday products. It is used for producing safe drinking water the world over. Even the smallest water supplies are now usually chlorinated. It is also extensively used in the production of paper products, dyestuffs, textiles, petroleum products, medicines, antiseptics, insecticides, foodstuffs, solvents, paints, plastics, and many other consumer products. Most of the chlorine produced is used in the manufacture of chlorinated compounds for sanitation, pulp bleaching, disinfectants, and textile processing. Further use is in the manufacture of chlorates, chloroform, carbon tetrachloride, and in the extraction of bromine. Organic chemistry demands much from chlorine, both as an oxidizing agent and in substitution, since it often brings desired properties in an organic compound when substituted for hydrogen, as in one form of synthetic rubber. Chlorine is a respiratory irritant. The gas irritates the mucous membranes and the liquid burns the skin. As little as 3.5 ppm can be detected as an odor, and 1000 ppm is likely to be fatal after a few deep breaths. It was used as a war gas in 1915. Natural chlorine contains two isotopes. Twenty other isotopes and isomers are known.

Chromium — (Gr. *chroma*, color), Cr; at. wt. 51.9961(6); at. no. 24; m.p. 1907°C; b.p. 2671°C; sp. gr. 7.18 to 7.20 (20°C); valence chiefly 2, 3, or 6. Discovered in 1797 by Vauquelin, who prepared the metal the next year, chromium is a steel-gray, lustrous, hard metal that takes a high polish. The principal ore is *chromite* (FeCr_2O_4), which is found in Zimbabwe, Russia, South Africa, Turkey, Iran, Albania, Finland, Democratic Republic of Madagascar, the Philippines, and elsewhere. The U.S. has no appreciable chromite ore reserves. The metal is usually produced by reducing the oxide with aluminum. Chromium is used to harden steel, to manufacture stainless steel, and to form many useful alloys. Much is used in plating to produce a hard, beautiful surface and to prevent corrosion. Chromium is used to give glass an emerald green color. It finds wide use as a catalyst. All compounds of chromium are colored; the most important are the chromates of sodium and potassium (K_2CrO_4) and the dichromates ($\text{K}_2\text{Cr}_2\text{O}_7$) and the potassium and ammonium chrome alums, as $\text{KCr}(\text{SO}_4)_2 \cdot 12\text{H}_2\text{O}$. The dichromates are used as oxidizing agents in quantitative analysis, also in tanning leather. Other compounds are of industrial value; lead chromate is chrome yellow, a valued pigment. Chromium compounds are used in the textile industry as mordants, and by the aircraft and other industries for anodizing aluminum. The refractory industry has found chromite useful for forming bricks and shapes, as it has a high melting point, moderate thermal expansion, and stability of crystalline structure. Chromium is an essential trace element for human health. Many chromium compounds, however, are acutely or chronically toxic, and some are carcinogenic. They should be handled with proper safeguards. Natural chromium contains four isotopes. Twenty other isotopes are known. Chromium metal (99.95%) costs about \$1000/kg. Commercial grade chromium (99%) costs about \$75/kg.

Cobalt — (*Kobald*, from the German, goblin or evil spirit, *cobalos*, Greek, mine), Co; at. wt. 58.93320(1); at. no. 27; m.p. 1495°C; b.p. 2927°C; sp. gr. 8.9 (20°C); valence 2 or 3. Discovered by Brandt about 1735. Cobalt occurs in the mineral *cobaltite*, *smaltite*, and *erythrite*, and is often associated with nickel, silver, lead, copper, and iron ores, from which it is most frequently obtained as a by-product. It is also present in meteorites. Important ore deposits are found in Congo-Kinshasa, Australia, Zambia, Russia, Canada, and elsewhere. The U.S. Geological Survey has announced that the bottom of the north central Pacific Ocean may have cobalt-rich deposits at relatively shallow depths in waters close to the Hawaiian Islands and other U.S. Pacific territories. Cobalt is a brittle, hard metal, closely resembling iron and nickel in appearance. It has a magnetic permeability of about two thirds that of iron. Cobalt tends to exist as a mixture of two allotropes over a wide temperature range; the β -form predominates below 400°C, and the α above that temperature. The transformation is sluggish and accounts in part for the wide variation in reported data on physical properties of cobalt. It is alloyed with iron, nickel and other metals to make Alnico, an alloy of unusual magnetic strength with many important uses. Stellite alloys, containing cobalt, chromium, and tungsten, are used for high-speed, heavy-duty, high temperature cutting tools, and for dies. Cobalt is also used in other magnet steels and stainless steels, and in alloys used in jet turbines and gas turbine generators. The metal is used in electroplating because of its appearance, hardness, and resistance to oxidation. The salts have been used for centuries for the production of brilliant and permanent blue colors in porcelain, glass, pottery, tiles, and enamels. It is the principal ingredient in Sevre's and Thenard's blue. A solution of the chloride ($\text{CoCl}_2 \cdot 6\text{H}_2\text{O}$) is used as sympathetic ink. The cobalt amines are of interest; the oxide and the nitrate are important. Cobalt carefully used in the form of the chloride, sulfate, acetate, or nitrate has been found effective in correcting a certain mineral deficiency disease in animals. Soils should contain 0.13 to 0.30 ppm of cobalt for proper animal nutrition. Cobalt is found in Vitamin B-12, which is essential for human nutrition. Cobalt of 99.9+% purity is priced at about \$250/kg. Cobalt-60, an artificial isotope, is an important gamma ray source, and is extensively used as a tracer and a radiotherapeutic agent. Single compact sources of Cobalt-60 vary from about \$1 to \$10/curie, depending on quantity and specific activity. Thirty isotopes and isomers of cobalt are known.

Columbium — See Niobium.

Copper — (L. *cuprum*, from the island of Cyprus), Cu; at. wt. 63.546(3); at. no. 29; f.p. 1084.62 °C; b.p. 2562°C; sp. gr. 8.96 (20°C); valence 1 or 2. The discovery of copper dates from prehistoric times. It is said to have been mined for more than 5000 years. It is one of man's most important metals. Copper is reddish colored, takes on a bright metallic luster, and is malleable, ductile, and a good conductor of heat and electricity (second only to silver in electrical conductivity). The electrical industry is one of the greatest users of copper. Copper occasionally occurs native, and is found in many minerals such as *cuprite*, *malachite*, *azurite*, *chalcocopyrite*, and *bornite*. Large copper ore deposits are found in the U.S., Chile, Zambia, Zaire, Peru, and Canada. The most important copper ores are the sulfides, oxides, and carbonates. From these, copper is obtained by smelting, leaching, and by electrolysis. Its alloys, brass and bronze, long used, are still very important; all American coins are now copper alloys; monel and gun metals

also contain copper. The most important compounds are the oxide and the sulfate, blue vitriol; the latter has wide use as an agricultural poison and as an algicide in water purification. Copper compounds such as Fehling's solution are widely used in analytical chemistry in tests for sugar. High-purity copper (99.999 + %) is readily available commercially. The price of commercial copper has fluctuated widely. The price of copper in December 2001 was about \$1.50/kg. Natural copper contains two isotopes. Twenty-six other radioactive isotopes and isomers are known.

Curium — (Pierre and Marie Curie), Cm; at. wt. (247); at. no. 96; m.p. 1345°C; sp. gr. 13.51 (calc.); valence 3 and 4. Although curium follows americium in the periodic system, it was actually known before americium and was the third transuranium element to be discovered. It was identified by Seaborg, James, and Ghiorso in 1944 at the wartime Metallurgical Laboratory in Chicago as a result of helium-ion bombardment of ^{239}Pu in the Berkeley, California, 60-inch cyclotron. Visible amounts (30 μg) of ^{242}Cm , in the form of the hydroxide, were first isolated by Werner and Perlman of the University of California in 1947. In 1950, Crane, Wallmann, and Cunningham found that the magnetic susceptibility of microgram samples of CmF_3 was of the same magnitude as that of GdF_3 . This provided direct experimental evidence for assigning an electronic configuration to Cm^{+3} . In 1951, the same workers prepared curium in its elemental form for the first time. Sixteen isotopes of curium are now known. The most stable, ^{247}Cm , with a half-life of 16 million years, is so short compared to the earth's age that any primordial curium must have disappeared long ago from the natural scene. Minute amounts of curium probably exist in natural deposits of uranium, as a result of a sequence of neutron captures and β decays sustained by the very low flux of neutrons naturally present in uranium ores. The presence of natural curium, however, has never been detected. ^{242}Cm and ^{244}Cm are available in multigram quantities. ^{248}Cm has been produced only in milligram amounts. Curium is similar in some regards to gadolinium, its rare-earth homolog, but it has a more complex crystal structure. Curium is silver in color, is chemically reactive, and is more electropositive than aluminum. CmO_2 , Cm_2O_3 , CmF_3 , CmF_4 , CmCl_3 , CmBr_3 , and CmI_3 have been prepared. Most compounds of trivalent curium are faintly yellow in color. ^{242}Cm generates about three watts of thermal energy per gram. This compares to one-half watt per gram of ^{238}Pu . This suggests use for curium as a power source. ^{244}Cm is now offered for sale by the O.R.N.L. at \$185/mg plus packing charges. ^{248}Cm is available at a cost of \$160/ μg , plus packing charges, from the O.R.N.L. Curium absorbed into the body accumulates in the bones, and is therefore very toxic as its radiation destroys the red-cell forming mechanism. The maximum permissible total body burden of ^{244}Cm (soluble) in a human being is 0.3 μCi (microcurie).

Darmstadtium — (Darmstadt, city in Germany), Ds. In 1987 Oganessian, et al., at Dubna, claimed discovery of this element. Their experiments indicated the spontaneous fissioning nuclide $^{272}110$ with a half-life of 10 ms. More recently a group led by Armbruster at G.S.I. in Darmstadt, Germany, reported evidence of $^{269}110$, which was produced by bombarding lead for many days with more than 10^{18} nickel atoms. A detector searched each collision for Element 110's distinct decay sequence. On November 9, 1994, evidence of 110 was detected. In 2003 IUPAC approved the name darmstadtium, symbol Ds, for Element 110. Seven isotopes of Element 110 are now recognized.

Deuterium — an isotope of hydrogen — see Hydrogen.

Dubnium — (named after the Joint Institute of Nuclear Research in Dubna, Russia). Db; at.wt. [262]; at.no. 105. In 1967 G. N. Flerov reported that a Soviet team working at the Joint Institute for Nuclear Research at Dubna may have produced a few atoms of $^{260}105$ and $^{261}105$ by bombarding ^{243}Am with ^{22}Ne . Their evidence was based on time-coincidence measurements of alpha energies. More recently, it was reported that early in 1970 Dubna scientists synthesized Element 105 and that by the end of April 1970 "had investigated all the types of decay of the new element and had determined its chemical properties." In late April 1970, it was announced that Ghiorso, Nurmia, Harris, K. A. Y. Eskola, and P. L. Eskola, working at the University of California at Berkeley, had positively identified Element 105. The discovery was made by bombarding a target of ^{249}Cf with a beam of 84 MeV nitrogen nuclei in the Heavy Ion Linear Accelerator (HILAC). When a ^{15}N nucleus is absorbed by a ^{249}Cf nucleus, four neutrons are emitted and a new atom of $^{260}105$ with a half-life of 1.6 s is formed. While the first atoms of Element 105 are said to have been detected conclusively on March 5, 1970, there is evidence that Element 105 had been formed in Berkeley experiments a year earlier by the method described. Ghiorso and his associates have attempted to confirm Soviet findings by more sophisticated methods without success.

In October 1971, it was announced that two new isotopes of Element 105 were synthesized with the heavy ion linear accelerator by A. Ghiorso and co-workers at Berkeley. Element $^{261}105$ was produced both by bombarding ^{250}Cf with ^{15}N and by bombarding ^{249}Bk with ^{16}O . The isotope emits 8.93-MeV α particles and decays to ^{257}Lr with a half-life of about 1.8 s. Element $^{262}105$ was produced by bombarding ^{249}Bk with ^{18}O . It emits 8.45 MeV α particles and decays to ^{258}Lr with a half-life of about 40 s. Nine isotopes of Dubnium are now recognized. Soon after the discovery the names *Hahnium* and *Joliotium*, named after Otto Hahn and Jean-Frederic Joliot and Mme. Joliot-Curie, were suggested as names for Element 105. The IUPAC in August 1997 finally resolved the issue, naming Element 105 Dubnium with the symbol Db. Dubnium is thought to have properties similar to tantalum.

Dysprosium — (Gr. *dysprositos*, hard to get at), Dy; at. wt. 162.50(3); at. no. 66; m.p. 1412°C; b.p. 2567°C; sp. gr. 8.551 (25°C); valence 3. Dysprosium was discovered in 1886 by Lecoq de Boisbaudran, but not isolated. Neither the oxide nor the metal was available in relatively pure form until the development of ion-exchange separation and metallographic reduction techniques by Spedding and associates about 1950. Dysprosium occurs along with other so-called rare-earth or lanthanide elements in a variety of minerals such as *xenotime*, *fergusonite*, *gadolinite*, *euxenite*, *polycrase*, and *blomstrandine*. The most important sources, however, are from *monazite* and *bastnasite*. Dysprosium can be prepared by reduction of the trifluoride with calcium. The element has a metallic, bright silver luster. It is relatively stable in air at room temperature, and is readily attacked and dissolved, with the evolution of hydrogen, by dilute and concentrated mineral acids. The metal is soft enough to be cut with a knife and can be machined without sparking if overheating is avoided. Small amounts of impurities can greatly affect its physical properties. While dysprosium has not yet found many applications, its thermal neutron absorption cross-section and high melting point suggest metallurgical uses in nuclear control applications and for

alloying with special stainless steels. A dysprosium oxide-nickel cermet has found use in cooling nuclear reactor rods. This cermet absorbs neutrons readily without swelling or contracting under prolonged neutron bombardment. In combination with vanadium and other rare earths, dysprosium has been used in making laser materials. Dysprosium-cadmium chalcogenides, as sources of infrared radiation, have been used for studying chemical reactions. The cost of dysprosium metal has dropped in recent years since the development of ion-exchange and solvent extraction techniques, and the discovery of large ore bodies. Thirty two isotopes and isomers are now known. The metal costs about \$6/g (99.9% purity).

Einsteinium — (Albert Einstein [1879–1955]), Es; at. wt. (252); m.p. 860°C (est.); at. no. 99. Einsteinium, the seventh transuranic element of the actinide series to be discovered, was identified by Ghiorso and co-workers at Berkeley in December 1952 in debris from the first large thermonuclear explosion, which took place in the Pacific in November 1952. The isotope produced was the 20-day ^{253}Es isotope. In 1961, a sufficient amount of einsteinium was produced to permit separation of a macroscopic amount of ^{253}Es . This sample weighed about 0.01 μg . A special magnetic-type balance was used in making this determination. ^{253}Es so produced was used to produce mendelevium. About 3 μg of einsteinium has been produced at Oak Ridge National Laboratories by irradiating for several years kilogram quantities of ^{239}Pu in a reactor to produce ^{242}Pu . This was then fabricated into pellets of plutonium oxide and aluminum powder, and loaded into target rods for an initial 1-year irradiation at the Savannah River Plant, followed by irradiation in a HFIR (High Flux Isotopic Reactor). After 4 months in the HFIR the targets were removed for chemical separation of the einsteinium from californium. Nineteen isotopes and isomers of einsteinium are now recognized. ^{254}Es has the longest half-life (276 days). Tracer studies using ^{253}Es show that einsteinium has chemical properties typical of a heavy trivalent, actinide element. Einsteinium is extremely radioactive. Great care must be taken when handling it.

Element 112 — In late February 1996, Sigurd Hofmann and his collaborators at GSI Darmstadt announced their discovery of Element 112, having 112 protons and 165 neutrons, with an atomic mass of 277. This element was made by bombarding a lead target with high-energy zinc ions. A single nucleus of Element 112 was detected, which decayed after less than 0.001 sec by emitting an α particle, consisting of two protons and two neutrons. This created Element 110_{273} , which in turn decayed by emitting an α particle to form a new isotope of Element 108 and so on. Evidence indicates that nuclei with 162 neutrons are held together more strongly than nuclei with a smaller or larger number of neutrons. This suggests a narrow “peninsula” of relatively stable isotopes around Element 114. GSI scientists are experimenting to bombard targets with ions heavier than zinc to produce Elements 113 and 114. A name has not yet been suggested for Element 112, although the IUPAC suggested the temporary name of ununbium, with the symbol of Uub, when the element was discovered. Element 112 is expected to have properties similar to mercury.

Element 113 — (Ununtrium) See Element 115.

Element 114 — (Ununquadium) Symbol Uuq. Element 114 is the first new element to be discovered since 1996. This element was found by a Russian–American team, including Livermore researchers, by bombarding a sheet of plutonium with a rare

form of calcium hoping to make the atoms stick together in a new element. Radiation showed that the new element broke into smaller pieces. Data of radiation collected at the Russian Joint Institute for Nuclear Research in November and December 1998, were analyzed in January 1999. It was found that some of the heavy atoms created when 114 decayed lived up to 30 seconds, which was longer than ever seen before, for such a heavy element. This isotope decayed into a previously unknown isotope of Element 112, which itself lasted 15 minutes. That isotope, in turn, decayed to a previously undiscovered isotope of Element 108, which survived 17 minutes. Isotopes of these and those with longer life-times have been predicted for some time by theorists. It appears that these isotopes are on the edge of the “island of stability,” and that some of the isotopes in this region might last long enough for studies of their nuclear behavior and for a chemical evaluation to be made. No name has yet been suggested for Element 114; however, the temporary name of ununquadium with symbol Uuq may be used.

Element 115— (Ununpentium) On February 2, 2004, it was reported that Element 115 had been discovered at the Joint Institute for Nuclear Research (JINR) in Dubna, Russia. Four atoms of this element were produced by JINR physicists and collaborators from the Lawrence Livermore (California) Laboratory using a 248-MeV beam of calcium-48 ions striking a target of americium-243 atoms. The nuclei of these atoms are said to have a life of 90 milliseconds. The relatively long lifetime of Element 115 suggests that these experiments might be getting closer to the “island of stability” long sought to exist by some nuclear physicists. These atoms were thought to decay first to Element 113 by the emission of an alpha particle, then decaying further to Element 111 by alpha emission again, and then by three more alpha decay processes to Element 105 (dubnium), which after a long delay from the time of the initial interaction, fissioned. This experiment entailed separating four atoms from trillions of other atoms. A gas-filled separator, employing chemistry, was important in this experiment. Names for Elements 115, Element 113, and Element 111 have not yet been chosen.

Element 116 — (Ununhexium) Symbol Uuh. As of January 2004 it is questionable if this element has been discovered.

Element 117 — (Ununseptium) Symbol Uus. As of January 2004, this element remains undiscovered.

Element 118 — (Ununoctium) Symbol Uuo. In June 1999 it was announced that Elements 118 and 116 had been discovered at the Lawrence Berkeley National Laboratory. A lead target was bombarded for more than 10 days with roughly 1 quintillion krypton ions. The team reported that three atoms of Element 118 were made, which quickly decayed into Elements 116, 114, and elements of lower atomic mass. It was said that the isotopes of Element 118 lasted only about 200 milliseconds, while the isotope of Element 116 lasted only 1.2 milliseconds. It was hoped that these elements might be members of “an island of stability,” which had long been sought. At that time it was hoped that a target of bismuth might be bombarded with krypton ions to make Element 119, which, in turn, would decay into Elements 117, 115, and 113.

On July 27, 2001 researchers at the Lawrence Berkeley Laboratory announced that their discovery of Element 118 was being retracted because workers at the GSI Laboratory in Germany and at Japanese laboratories

failed to confirm their results. However, it was reported that different experiments at the Livermore Laboratory and Joint Institute from Nuclear Research in Dubna, Russia indicated that Element 116 had since been created.

Researchers at the Australian National Laboratory suggest that super-heavy elements may be more difficult to make than previously thought. Their data suggest the best way to encourage fusion in making super-heavy elements is to combine the lightest projectiles possible with the heaviest possible targets. This would minimize a so-called "quasi-fission process" in which a projectile nucleus steals protons and neutrons from a target nucleus. In this process the two nuclei are said to fly apart without ever having actually combined.

Erbium — (*Ytterby*, a town in Sweden), Er; at. wt. 167.26(3); at. no. 68; m.p. 1529°C; b.p. 2868°C; sp. gr. 9.066 (25°C); valence 3, Erbium, one of the so-called rare-earth elements of the lanthanide series, is found in the minerals mentioned under dysprosium above. In 1842 Mosander separated "yttria," found in the mineral *gadolinite*, into three fractions which he called *yttria*, *erbia*, and *terbia*. The names *erbia* and *terbia* became confused in this early period. After 1860, Mosander's *terbia* was known as *erbia*, and after 1877, the earlier known *erbia* became *terbia*. The *erbia* of this period was later shown to consist of five oxides, now known as *erbia*, *scandia*, *holmia*, *thulia* and *ytterbia*. By 1905 Urbain and James independently succeeded in isolating fairly pure Er_2O_3 . Klemm and Bommer first produced reasonably pure erbium metal in 1934 by reducing the anhydrous chloride with potassium vapor. The pure metal is soft and malleable and has a bright, silvery, metallic luster. As with other rare-earth metals, its properties depend to a certain extent on the impurities present. The metal is fairly stable in air and does not oxidize as rapidly as some of the other rare-earth metals. Naturally occurring erbium is a mixture of six isotopes, all of which are stable. Twenty-seven radioactive isotopes of erbium are also recognized. Recent production techniques, using ion-exchange reactions, have resulted in much lower prices of the rare-earth metals and their compounds in recent years. The cost of 99.9% erbium metal is about \$21/g. Erbium is finding nuclear and metallurgical uses. Added to vanadium, for example, erbium lowers the hardness and improves workability. Most of the rare-earth oxides have sharp absorption bands in the visible, ultraviolet, and near infrared. This property, associated with the electronic structure, gives beautiful pastel colors to many of the rare-earth salts. Erbium oxide gives a pink color and has been used as a colorant in glasses and porcelain enamel glazes.

Europium — (Europe), Eu; at. wt. 151.964(1); at. no. 63; m.p. 822°C; b.p. 1596°C; sp. gr. 5.244 (25°C); valence 2 or 3. In 1890 Boisbaudran obtained basic fractions from samarium-gadolinium concentrates which had spark spectral lines not accounted for by samarium or gadolinium. These lines subsequently have been shown to belong to europium. The discovery of europium is generally credited to Demarcay, who separated the rare earth in reasonably pure form in 1901. The pure metal was not isolated until recent years. Europium is now prepared by mixing Eu_2O_3 with a 10%-excess of lanthanum metal and heating the mixture in a tantalum crucible under high vacuum. The element is collected as a silvery-white metallic deposit on the walls of the crucible. As with other rare-earth metals, except for lanthanum, europium ignites in air at about 150 to 180°C. Europium is about as hard as lead and is quite ductile. It is the most reactive of the rare-earth metals,

quickly oxidizing in air. It resembles calcium in its reaction with water. *Bastnasite* and *monazite* are the principal ores containing europium. Europium has been identified spectroscopically in the sun and certain stars. Europium isotopes are good neutron absorbers and are being studied for use in nuclear control applications. Europium oxide is now widely used as a phosphor activator and europium-activated yttrium vanadate is in commercial use as the red phosphor in color TV tubes. Europium-doped plastic has been used as a laser material. With the development of ion-exchange techniques and special processes, the cost of the metal has been greatly reduced in recent years. Natural europium contains two stable isotopes. Thirty five other radioactive isotopes and isomers are known. Europium is one of the rarest and most costly of the rare-earth metals. It is priced at about \$60/g (99.9% pure).

Fermium — (Enrico Fermi [1901–1954], nuclear physicist), Fm; at. wt. [257]; at. no. 100; m.p. 1527°C. Fermium, the eighth transuranium element of the actinide series to be discovered, was identified by Ghiorso and co-workers in 1952 in the debris from a thermonuclear explosion in the Pacific in work involving the University of California Radiation Laboratory, the Argonne National Laboratory, and the Los Alamos Scientific Laboratory. The isotope produced was the 20-hour ^{255}Fm . During 1953 and early 1954, while discovery of elements 99 and 100 was withheld from publication for security reasons, a group from the Nobel Institute of Physics in Stockholm bombarded ^{238}U with ^{16}O ions, and isolated a 30-min α -emitter, which they ascribed to $^{250}\text{100}$, without claiming discovery of the element. This isotope has since been identified positively, and the 30-min half-life confirmed. The chemical properties of fermium have been studied solely with tracer amounts, and in normal aqueous media only the (III) oxidation state appears to exist. The isotope ^{254}Fm and heavier isotopes can be produced by intense neutron irradiation of lower elements such as plutonium by a process of successive neutron capture interspersed with beta decays until these mass numbers and atomic numbers are reached. Twenty isotopes and isomers of fermium are known to exist. ^{257}Fm , with a half-life of about 100.5 days, is the longest lived. ^{250}Fm , with a half-life of 30 min, has been shown to be a product of decay of Element $^{254}\text{102}$. It was by chemical identification of ^{250}Fm that production of Element 102 (nobelium) was confirmed. Fermium would probably have chemical properties resembling erbium.

Fluorine — (L. and F. *fluere*, flow, or flux), F; at. wt. 18.9984032(5); at. no. 9; m.p. -219.62°C (1 atm); b.p. -188.12°C (1 atm); t_c -129.02°C ; density 1.696 g/L (0°C, 1 atm); liq. den. at b.p. 1.50 g/cm³; valence 1. In 1529, Georgius Agricola described the use of fluorspar as a flux, and as early as 1670 Schwandhard found that glass was etched when exposed to fluorspar treated with acid. Scheele and many later investigators, including Davy, Gay-Lussac, Lavoisier, and Thenard, experimented with hydrofluoric acid, some experiments ending in tragedy. The element was finally isolated in 1886 by Moisson after nearly 74 years of continuous effort. Fluorine occurs chiefly in *fluorspar* (CaF_2) and *cryolite* (Na_2AlF_6), and is in *topaz* and other minerals. It is a member of the halogen family of elements, and is obtained by electrolyzing a solution of potassium hydrogen fluoride in anhydrous hydrogen fluoride in a vessel of metal or transparent fluorspar. Modern commercial production methods are essentially variations on the procedures first used by Moisson. Fluorine is the most electronegative and reactive of all elements. It is a pale yellow, corrosive gas, which reacts

with practically all organic and inorganic substances. Finely divided metals, glass, ceramics, carbon, and even water burn in fluorine with a bright flame. Until World War II, there was no commercial production of elemental fluorine. The atom bomb project and nuclear energy applications, however, made it necessary to produce large quantities. Safe handling techniques have now been developed and it is possible at present to transport liquid fluorine by the ton. Fluorine and its compounds are used in producing uranium (from the hexafluoride) and more than 100 commercial fluorochemicals, including many well-known high-temperature plastics. Hydrofluoric acid is extensively used for etching the glass of light bulbs, etc. Fluorochloro hydrocarbons have been extensively used in air conditioning and refrigeration. However, in recent years the U.S. and other countries have been phasing out ozone-depleting substances, such as the fluorochloro hydrocarbons that have been used in these applications. It has been suggested that fluorine might be substituted for hydrogen wherever it occurs in organic compounds, which could lead to an astronomical number of new fluorine compounds. The presence of fluorine as a soluble fluoride in drinking water to the extent of 2 ppm may cause mottled enamel in teeth, when used by children acquiring permanent teeth; in smaller amounts, however, fluorides are said to be beneficial and used in water supplies to prevent dental cavities. Elemental fluorine has been studied as a rocket propellant as it has an exceptionally high specific impulse value. Compounds of fluorine with rare gases have now been confirmed. Fluorides of xenon, radon, and krypton are among those known. Elemental fluorine and the fluoride ion are highly toxic. The free element has a characteristic pungent odor, detectable in concentrations as low as 20 ppb, which is below the safe working level. The recommended maximum allowable concentration for a daily 8-hour time-weighted exposure is 1 ppm. Fluorine is known to have fourteen isotopes.

Francium — (France), Fr; at. no. 87; at. wt. [223]; m.p. 27°C; valence 1. Discovered in 1939 by Mlle. Marguerite Perey of the Curie Institute, Paris. Francium, the heaviest known member of the alkali metal series, occurs as a result of an alpha disintegration of actinium. It can also be made artificially by bombarding thorium with protons. While it occurs naturally in uranium minerals, there is probably less than an ounce of francium at any time in the total crust of the earth. It has the highest equivalent weight of any element, and is the most unstable of the first 101 elements of the periodic system. Thirty-six isotopes and isomers of francium are recognized. The longest lived ^{223}Fr (Ac, K), a daughter of ^{227}Ac , has a half-life of 21.8 min. This is the only isotope of francium occurring in nature. Because all known isotopes of francium are highly unstable, knowledge of the chemical properties of this element comes from radiochemical techniques. No weighable quantity of the element has been prepared or isolated. The chemical properties of francium most closely resemble cesium. In 1996, researchers Orozco, Sprouse, and co-workers at the State University of New York, Stony Brook, reported that they had produced francium atoms by bombarding ^{18}O atoms at a gold target heated almost to its melting point. Collisions between gold and oxygen nuclei created atoms of francium-210 which had 87 protons and 123 neutrons. This team reported they had generated about 1 million francium-210 ions per second and held 1000 or more atoms at a time for about 20 secs. in a magnetic trap they had devised before the atoms decayed or escaped. Enough francium was trapped so that a video camera

could capture the light given off by the atoms as they fluoresced. A cluster of about 10,000 francium atoms appeared as a glowing sphere about 1 mm in diameter. It is thought that the francium atoms could serve as miniature laboratories for probing interactions between electrons and quarks.

Gadolinium — (*gadolinite*, a mineral named for Gadolin, a Finnish chemist), Gd; at. wt. 157.25(3); at. no. 64; m.p. 1313°C; b.p. 3273°C; sp. gr. 7.901 (25°C); valence 3. Gadolinia, the oxide of gadolinium, was separated by Marignac in 1880 and Lecoq de Boisbaudran independently isolated the element from Mosander's "yttria" in 1886. The element was named for the mineral *gadolinite* from which this rare earth was originally obtained. Gadolinium is found in several other minerals, including *monazite* and *bastnasite*, which are of commercial importance. The element has been isolated only in recent years. With the development of ion-exchange and solvent extraction techniques, the availability and price of gadolinium and the other rare-earth metals have greatly improved. Thirty-one isotopes and isomers of gadolinium are now recognized; seven are stable and occur naturally. The metal can be prepared by the reduction of the anhydrous fluoride with metallic calcium. As with other related rare-earth metals, it is silvery white, has a metallic luster, and is malleable and ductile. At room temperature, gadolinium crystallizes in the hexagonal, close-packed α form. Upon heating to 1235°C, α gadolinium transforms into the β form, which has a body-centered cubic structure. The metal is relatively stable in dry air, but in moist air it tarnishes with the formation of a loosely adhering oxide film which splits off and exposes more surface to oxidation. The metal reacts slowly with water and is soluble in dilute acid. Gadolinium has the highest thermal neutron capture cross-section of any known element (49,000 barns). Natural gadolinium is a mixture of seven isotopes. Two of these, ^{155}Gd and ^{157}Gd , have excellent capture characteristics, but they are present naturally in low concentrations. As a result, gadolinium has a very fast burnout rate and has limited use as a nuclear control rod material. It has been used in making gadolinium yttrium garnets, which have microwave applications. Compounds of gadolinium are used in making phosphors for color TV tubes. The metal has unusual superconductive properties. As little as 1% gadolinium has been found to improve the workability and resistance of iron, chromium, and related alloys to high temperatures and oxidation. Gadolinium ethyl sulfate has extremely low noise characteristics and may find use in duplicating the performance of amplifiers, such as the maser. The metal is ferromagnetic. Gadolinium is unique for its high magnetic moment and for its special Curie temperature (above which ferromagnetism vanishes) lying just at room temperature. This suggests uses as a magnetic component that senses hot and cold. The price of the metal is about \$5/g (99.9% purity).

Gallium — (*L. Gallia*, France), Ga; at. wt. 69.723(1); at. no. 31; m.p. 29.76°C; b.p. 2204°C; sp. gr. 5.904 (29.6°C) solid; sp. gr. 6.095 (29.6°C) liquid; valence 2 or 3. Predicted and described by Mendeleev as ekaaluminum, and discovered spectroscopically by Lecoq de Boisbaudran in 1875, who in the same year obtained the free metal by electrolysis of a solution of the hydroxide in KOH. Gallium is often found as a trace element in *diaspore*, *sphalerite*, *germanite*, *bauxite*, and *coal*. Some flue dusts from burning coal have been shown to contain as much as 1.5% gallium. It is the only metal, except for mercury, cesium, and rubidium, which can be liquid near room

temperatures; this makes possible its use in high-temperature thermometers. It has one of the longest liquid ranges of any metal and has a low vapor pressure even at high temperatures. There is a strong tendency for gallium to supercool below its freezing point. Therefore, seeding may be necessary to initiate solidification. Ultra-pure gallium has a beautiful, silvery appearance, and the solid metal exhibits a conchoidal fracture similar to glass. The metal expands 3.1% on solidifying; therefore, it should not be stored in glass or metal containers, as they may break as the metal solidifies. Gallium wets glass or porcelain, and forms a brilliant mirror when it is painted on glass. It is widely used in doping semiconductors and producing solid-state devices such as transistors. High-purity gallium is attacked only slowly by mineral acids. Magnesium gallate containing divalent impurities such as Mn^{+2} is finding use in commercial ultraviolet activated powder phosphors. Gallium nitride has been used to produce blue light-emitting diodes such as those used in CD and DVD readers. Gallium has found application in the Gallex Detector Experiment located in the Gran Sasso Underground Laboratory in Italy. This underground facility has been built by the Italian Istituto Nazionale di Fisica Nucleare in the middle of a highway tunnel through the Abruzzese mountains, about 150 km east of Rome. In this experiment, 30.3 tons of gallium in the form of 110 tons of $GaCl_3$ -HCl solution are being used to detect solar neutrinos. The production of ^{71}Ge from gallium is being measured. Gallium arsenide is capable of converting electricity directly into coherent light. Gallium readily alloys with most metals, and has been used as a component in low melting alloys. Its toxicity appears to be of a low order, but it should be handled with care until more data are forthcoming. Natural gallium contains two stable isotopes. Twenty-six other isotopes, one of which is an isomer, are known. The metal can be supplied in ultrapure form (99.9999+%). The cost is about \$5/g (99.999%).

Germanium — (L. *Germania*, Germany), Ge; at. wt. 72.61(2); at. no. 32; m.p. 938.25°C; b.p. 2833°C; sp. gr. 5.323 (25°C); valence 2 and 4. Predicted by Mendeleev in 1871 as ekasilicon, and discovered by Winkler in 1886. The metal is found in *argyrodite*, a sulfide of germanium and silver; in *germanite*, which contains 8% of the element; in zinc ores; in coal; and in other minerals. The element is frequently obtained commercially from flue dusts of smelters processing zinc ores, and has been recovered from the by-products of combustion of certain coals. Its presence in coal insures a large reserve of the element in the years to come. Germanium can be separated from other metals by fractional distillation of its volatile tetrachloride. The tetrachloride may then be hydrolyzed to give GeO_2 ; the dioxide can be reduced with hydrogen to give the metal. Recently developed zone-refining techniques permit the production of germanium of ultra-high purity. The element is a gray-white metalloid, and in its pure state is crystalline and brittle, retaining its luster in air at room temperature. It is a very important semiconductor material. Zone-refining techniques have led to production of crystalline germanium for semiconductor use with an impurity of only one part in 10^{10} . Doped with arsenic, gallium, or other elements, it is used as a transistor element in thousands of electronic applications. Its application in fiber optics and infrared optical systems now provides the largest use for germanium. Germanium is also finding many other applications including use as an alloying agent, as a phosphor in fluorescent lamps, and as a catalyst. Germanium and germanium oxide are transparent to the infrared and are used

in infrared spectrometers and other optical equipment, including extremely sensitive infrared detectors. Germanium oxide's high index of refraction and dispersion make it useful as a component of glasses used in wide-angle camera lenses and microscope objectives. The field of organogermanium chemistry is becoming increasingly important. Certain germanium compounds have a low mammalian toxicity, but a marked activity against certain bacteria, which makes them of interest as chemotherapeutic agents. The cost of germanium is about \$10/g (99.999% purity). Thirty isotopes and isomers are known, five of which occur naturally.

Gold — (Sanskrit *Jval*; Anglo-Saxon *gold*), Au (L. *aurum*, gold); at. wt. 196.96654(3); at. no. 79; m.p. 1064.18°C; b.p. 2856°C; sp. gr. ~19.3 (20°C); valence 1 or 3. Known and highly valued from earliest times, gold is found in nature as the free metal and in tellurides; it is very widely distributed and is almost always associated with quartz or pyrite. It occurs in veins and alluvial deposits, and is often separated from rocks and other minerals by sluicing and panning operations. About 25% of the world's gold output comes from South Africa, and about two thirds of the total U.S. production now comes from South Dakota and Nevada. The metal is recovered from its ores by cyaniding, amalgamating, and smelting processes. Refining is also frequently done by electrolysis. Gold occurs in sea water to the extent of 0.1 to 2 mg/ton, depending on the location where the sample is taken. As yet, no method has been found for recovering gold from sea water profitably. It is estimated that all the gold in the world, so far refined, could be placed in a single cube 60 ft on a side. Of all the elements, gold in its pure state is undoubtedly the most beautiful. It is metallic, having a yellow color when in a mass, but when finely divided it may be black, ruby, or purple. The Purple of Cassius is a delicate test for auric gold. It is the most malleable and ductile metal; 1 oz. of gold can be beaten out to 300 ft². It is a soft metal and is usually alloyed to give it more strength. It is a good conductor of heat and electricity, and is unaffected by air and most reagents. It is used in coinage and is a standard for monetary systems in many countries. It is also extensively used for jewelry, decoration, dental work, and for plating. It is used for coating certain space satellites, as it is a good reflector of infrared and is inert. Gold, like other precious metals, is measured in troy weight; when alloyed with other metals, the term *carat* is used to express the amount of gold present, 24 carats being pure gold. For many years the value of gold was set by the U.S. at \$20.67/troy ounce; in 1934 this value was fixed by law at \$35.00/troy ounce, 9/10th fine. On March 17, 1968, because of a gold crisis, a two-tiered pricing system was established whereby gold was still used to settle international accounts at the old \$35.00/troy ounce price while the price of gold on the private market would be allowed to fluctuate. Since this time, the price of gold on the free market has fluctuated widely. The price of gold on the free market reached a price of \$620/troy oz. in January 1980. More recently, the U.K. and other nations, including the I.M.F. have sold or threatened to sell a sizeable portion of their gold reserves. This has caused wide fluctuations in the price of gold. Because this has damaged the economy of some countries, a moratorium for a few years has been declared. This has tended to stabilize temporarily the price of gold. The most common gold compounds are auric chloride ($AuCl_3$) and chlorauric acid ($HAuCl_4$), the latter being used in photography for toning the silver image. Gold has forty-eight recognized isotopes and isomers; ^{198}Au , with a half-life of 2.7 days, is used for treating cancer and other

diseases. Disodium aurothiomalate is administered intramuscularly as a treatment for arthritis. A mixture of one part nitric acid with three of hydrochloric acid is called *aqua regia* (because it dissolved gold, the King of Metals). Gold is available commercially with a purity of 99.999+%. For many years the temperature assigned to the freezing point of gold has been 1063.0°C; this has served as a calibration point for the International Temperature Scales (ITS-27 and ITS-48) and the International Practical Temperature Scale (IPTS-48). In 1968, a new International Practical Temperature Scale (IPTS-68) was adopted, which demanded that the freezing point of gold be changed to 1064.43°C. In 1990 a new International Temperature Scale (ITS-90) was adopted bringing the t.p. (triple point) of H₂O (t_{90} (°C)) to 0.01°C and the freezing point of gold to 1064.18°C. The specific gravity of gold has been found to vary considerably depending on temperature, how the metal is precipitated, and cold-worked. As of December 2001, gold was priced at about \$275/troy oz. (\$.850/g).

Hafnium — (*Hafnia*, Latin name for Copenhagen), Hf; at. wt. 178.49(2); at. no. 72; m.p. 2233°C; b.p. 4603°C; sp. gr. 13.31 (20°C); valence 4. Hafnium was thought to be present in various minerals and concentrations many years prior to its discovery, in 1923, credited to D. Coster and G. von Hevesey. On the basis of the Bohr theory, the new element was expected to be associated with zirconium. It was finally identified in *zircon* from Norway, by means of X-ray spectroscopic analysis. It was named in honor of the city in which the discovery was made. Most zirconium minerals contain 1 to 5% hafnium. It was originally separated from zirconium by repeated recrystallization of the double ammonium or potassium fluorides by von Hevesey and Jantzen. Metallic hafnium was first prepared by van Arkel and deBoer by passing the vapor of the tetraiodide over a heated tungsten filament. Almost all hafnium metal now produced is made by reducing the tetrachloride with magnesium or with sodium (Kroll Process). Hafnium is a ductile metal with a brilliant silver luster. Its properties are considerably influenced by the impurities of zirconium present. Of all the elements, zirconium and hafnium are two of the most difficult to separate. Their chemistry is almost identical, however, the density of zirconium is about half that of hafnium. Very pure hafnium has been produced, with zirconium being the major impurity. Natural hafnium contains six isotopes, one of which is slightly radioactive. Hafnium has a total of 41 recognized isotopes and isomers. Because hafnium has a good absorption cross section for thermal neutrons (almost 600 times that of zirconium), has excellent mechanical properties, and is extremely corrosion resistant, it is used for reactor control rods. Such rods are used in nuclear submarines. Hafnium has been successfully alloyed with iron, titanium, niobium, tantalum, and other metals. Hafnium carbide is the most refractory binary composition known, and the nitride is the most refractory of all known metal nitrides (m.p. 3310°C). Hafnium is used in gas-filled and incandescent lamps, and is an efficient "getter" for scavenging oxygen and nitrogen. Finely divided hafnium is pyrophoric and can ignite spontaneously in air. Care should be taken when machining the metal or when handling hot sponge hafnium. At 700°C hafnium rapidly absorbs hydrogen to form the composition HfH_{1.86}. Hafnium is resistant to concentrated alkalis, but at elevated temperatures reacts with oxygen, nitrogen, carbon, boron, sulfur, and silicon. Halogens react directly to form tetrahalides. The price of the metal is about \$2/g. The yearly demand for hafnium in the U.S. is now in excess of 50,000 kg.

Hahnium — A name previously used for Element 105, now named *dubnium*.

Hassium — (named for the German state, Hesse) Hs; at. wt. [265]; at. no. 108. This element was first synthesized and identified in 1964 by the same G.S.I. Darmstadt Group who first identified *Bohrium* and *Meitnerium*. Presumably this element has chemical properties similar to osmium. Isotope ²⁶⁵108 was produced using a beam of ⁵⁸Fe projectiles, produced by the Universal Linear Accelerator (UNILAC) to bombard a ²⁰⁸Pb target. Discovery of *Bohrium* and *Meitnerium* was made using detection of isotopes with odd proton and neutron numbers. Elements having even atomic numbers have been thought to be less stable against spontaneous fission than odd elements. The production of ²⁶⁵108 in the same reaction as was used at G.S.I. was confirmed at Dubna with detection of the seventh member of the decay chain ²⁵³Es. Isotopes of *Hassium* are believed to decay by spontaneous fission, explaining why 109 was produced before 108. Isotope ²⁶⁵108 and ²⁶⁶108 are thought to decay to ²⁶¹106, which in turn decay to ²⁵⁷104 and ²⁵³102. The IUPAC adopted the name *Hassium* after the German state of Hesse in September 1997. In June 2001 it was announced that hassium is now the heaviest element to have its chemical properties analyzed. A research team at the UNILAC heavy-ion accelerator in Darmstadt, Germany built an instrument to detect and analyze hassium. Atoms of curium-248 were collided with atoms of magnesium-26, producing about 6 atoms of hassium with a half-life of 9 sec. This was sufficiently long to obtain data showing that hassium atoms react with oxygen to form hassium oxide molecules. These condensed at a temperature consistent with the behavior of Group 8 elements. This experiment appears to confirm hassium's location under osmium in the periodic table.

Helium — (Gr. *helios*, the sun), He; at. wt. 4.002602(2); at. no. 2; m.p. below — 272.2°C (26 atm); b.p. — 268.93°C; t_c -267.96°C; density 0.1785 g/l (0°C, 1 atm); liquid density 7.62 lb/ft³ at b.p.; valence usually 0. Evidence of the existence of helium was first obtained by Janssen during the solar eclipse of 1868 when he detected a new line in the solar spectrum; Lockyer and Frankland suggested the name *helium* for the new element; in 1895, Ramsay discovered helium in the uranium mineral *cleveite*, and it was independently discovered in *cleveite* by the Swedish chemists Cleve and Langlet about the same time. Rutherford and Royds in 1907 demonstrated that α particles are helium nuclei. Except for hydrogen, helium is the most abundant element found throughout the universe. Helium is extracted from natural gas; all natural gas contains at least trace quantities of helium. It has been detected spectroscopically in great abundance, especially in the hotter stars, and it is an important component in both the proton-proton reaction and the carbon cycle, which account for the energy of the sun and stars. The fusion of hydrogen into helium provides the energy of the hydrogen bomb. The helium content of the atmosphere is about 1 part in 200,000. It is present in various radioactive minerals as a decay product. Much of the world's supply of helium is obtained from wells in Texas, Colorado, and Kansas. The only other known helium extraction plants, outside the United States, in 1999 were in Poland, Russia, China, Algeria, and India. The cost of helium has fallen from \$2500/ft³ in 1915 to about 2.5¢/cu.ft. (.028 cu meters) in 1999. Helium has the lowest melting point of any element and has found wide use in cryogenic research, as its boiling point is close to absolute zero. Its use in the study of superconduc-

tivity is vital. Using liquid helium, Kurti and co-workers, and others, have succeeded in obtaining temperatures of a few microkelvins by the adiabatic demagnetization of copper nuclei, starting from about 0.01 K. Liquid helium (He^4) exists in two forms: He^4I and He^4II , with a sharp transition point at 2.174 K (3.83 cm Hg). He^4I (above this temperature) is a normal liquid, but He^4II (below it) is unlike any other known substance. It expands on cooling; its conductivity for heat is enormous; and neither its heat conduction nor viscosity obeys normal rules. It has other peculiar properties. Helium is the only liquid that cannot be solidified by lowering the temperature. It remains liquid down to absolute zero at ordinary pressures, but it can readily be solidified by increasing the pressure. Solid ^3He and ^4He are unusual in that both can readily be changed in volume by more than 30% by application of pressure. The specific heat of helium gas is unusually high. The density of helium vapor at the normal boiling point is also very high, with the vapor expanding greatly when heated to room temperature. Containers filled with helium gas at 5 to 10 K should be treated as though they contained liquid helium due to the large increase in pressure resulting from warming the gas to room temperature. While helium normally has a 0 valence, it seems to have a weak tendency to combine with certain other elements. Means of preparing helium difluoride have been studied, and species such as HeNe and the molecular ions He^+ and He^{++} have been investigated. Helium is widely used as an inert gas shield for arc welding; as a protective gas in growing silicon and germanium crystals, and in titanium and zirconium production; as a cooling medium for nuclear reactors, and as a gas for supersonic wind tunnels. A mixture of helium and oxygen is used as an artificial atmosphere for divers and others working under pressure. Different ratios of He/O_2 are used for different depths at which the diver is operating. Helium is extensively used for filling balloons as it is a much safer gas than hydrogen. One of the recent largest uses for helium has been for pressuring liquid fuel rockets. A Saturn booster such as used on the Apollo lunar missions required about 13 million ft^3 of helium for a firing, plus more for checkouts. Liquid helium's use in magnetic resonance imaging (MRI) continues to increase as the medical profession accepts and develops new uses for the equipment. This equipment is providing accurate diagnoses of problems where exploratory surgery has previously been required to determine problems. Another medical application that is being developed uses MRI to determine by blood analysis whether a patient has any form of cancer. Lifting gas applications are increasing. Various companies in addition to Goodyear, are now using "blimps" for advertising. The Navy and the Air Force are investigating the use of airships to provide early warning systems to detect low-flying cruise missiles. The Drug Enforcement Agency has used radar-equipped blimps to detect drug smugglers along the southern border of the U.S. In addition, NASA is currently using helium-filled balloons to sample the atmosphere in Antarctica to determine what is depleting the ozone layer that protects Earth from harmful U.V. radiation. Research on and development of materials which become superconductive at temperatures well above the boiling point of helium could have a major impact on the demand for helium. Less costly refrigerants having boiling points considerably higher could replace the present need to cool such superconductive materials to the boiling point of helium. Natural helium contains two stable isotopes ^3He and ^4He . ^3He is present in very small quantities. Six other isotopes of helium are now recognized.

Holmium — (L. *Holmia*, for Stockholm), Ho; at. wt. 164.93032(2); at. no 67; m.p. 1474°C; b.p. 2700°C; sp. gr. 8.795 (25°C); valence + 3. The spectral absorption bands of holmium were noticed in 1878 by the Swiss chemists Delafontaine and Soret, who announced the existence of an "Element X." Cleve, of Sweden, later independently discovered the element while working on erbia earth. The element is named after Cleve's native city. Pure holmia, the yellow oxide, was prepared by Homberg in 1911. Holmium occurs in *gadolinite*, *monazite*, and in other rare-earth minerals. It is commercially obtained from monazite, occurring in that mineral to the extent of about 0.05%. It has been isolated by the reduction of its anhydrous chloride or fluoride with calcium metal. Pure holmium has a metallic to bright silver luster. It is relatively soft and malleable, and is stable in dry air at room temperature, but rapidly oxidizes in moist air and at elevated temperatures. The metal has unusual magnetic properties. Few uses have yet been found for the element. The element, as with other rare earths, seems to have a low acute toxic rating. Natural holmium consists of one isotope ^{165}Ho , which is not radioactive. Holmium has 49 other isotopes known, all of which are radioactive. The price of 99.9% holmium metal is about \$20/g.

Hydrogen — (Gr. *hydro*, water, and *genes*, forming), H; at. wt. 1.00794(7); at. no. 1; m.p. -259.34°C; b.p. -252.87°C; t_c -240.18; density 0.08988 g/l; density (liquid) 70.8 g/l (-253°C); density (solid) 70.6 g/l (-262°C); valence 1. Hydrogen was prepared many years before it was recognized as a distinct substance by Cavendish in 1766. It was named by Lavoisier. Hydrogen is the most abundant of all elements in the universe, and it is thought that the heavier elements were, and still are, being built from hydrogen and helium. It has been estimated that hydrogen makes up more than 90% of all the atoms or three quarters of the mass of the universe. It is found in the sun and most stars, and plays an important part in the proton-proton reaction and carbon-nitrogen cycle, which accounts for the energy of the sun and stars. It is thought that hydrogen is a major component of the planet Jupiter and that at some depth in the planet's interior the pressure is so great that solid molecular hydrogen is converted into solid metallic hydrogen. In 1973, it was reported that a group of Russian experimenters may have produced metallic hydrogen at a pressure of 2.8 Mbar. At the transition the density changed from 1.08 to 1.3 g/cm³. Earlier, in 1972, a Livermore (California) group also reported on a similar experiment in which they observed a pressure-volume point centered at 2 Mbar. It has been predicted that metallic hydrogen may be metastable; others have predicted it would be a superconductor at room temperature. On earth, hydrogen occurs chiefly in combination with oxygen in water, but it is also present in organic matter such as living plants, petroleum, coal, etc. It is present as the free element in the atmosphere, but only to the extent of less than 1 ppm by volume. It is the lightest of all gases, and combines with other elements, sometimes explosively, to form compounds. Great quantities of hydrogen are required commercially for the fixation of nitrogen from the air in the Haber ammonia process and for the hydrogenation of fats and oils. It is also used in large quantities in methanol production, in hydrodealkylation, hydrocracking, and hydrosulfurization. It is also used as a rocket fuel, for welding, for production of hydrochloric acid, for the reduction of metallic ores, and for filling balloons. The lifting power of 1 ft^3 of hydrogen gas is about 0.076 lb at 0°C, 760 mm pressure. Production of hydrogen in the U.S. alone now amounts to about 3 billion cubic feet per year. It is prepared

by the action of steam on heated carbon, by decomposition of certain hydrocarbons with heat, by the electrolysis of water, or by the displacement from acids by certain metals. It is also produced by the action of sodium or potassium hydroxide on aluminum. Liquid hydrogen is important in cryogenics and in the study of superconductivity, as its melting point is only a 20°C above absolute zero. Hydrogen consists of three isotopes, most of which is ^1H . The ordinary isotope of hydrogen, ^1H , is known as *protium*. In 1932, Urey announced the discovery of a stable isotope, deuterium (^2H or D) with an atomic weight of 2. Deuterium is present in natural hydrogen to the extent of 0.015%. Two years later an unstable isotope, tritium (^3H), with an atomic weight of 3 was discovered. Tritium has a half-life of about 12.32 years. Tritium atoms are also present in natural hydrogen but in much smaller proportion. Tritium is readily produced in nuclear reactors and is used in the production of the hydrogen bomb. It is also used as a radioactive agent in making luminous paints, and as a tracer. On August 27, 2001 Russian, French, and Japanese physicists working at the Joint Institute for Nuclear Research near Moscow reported they had made "super-heavy hydrogen," which had a nucleus with one proton and four neutrons. Using an accelerator, they used a beam of helium-6 nuclei to strike a hydrogen target, which resulted in the occasional production of a hydrogen-5 nucleus plus a helium-2 nucleus. These unstable particles quickly disintegrated. This resulted in two protons from the He-2, a triton, and two neutrons from the H-5 breakup. Deuterium gas is readily available, without permit, at about \$1/l. Heavy water, deuterium oxide (D_2O), which is used as a moderator to slow down neutrons, is available without permit at a cost of 6¢ to \$1/g, depending on quantity and purity. About 1000 tons (4,400,000 kg) of deuterium oxide (heavy water) are now in use at the Sudbury (Ontario) Neutrino Observatory. This observatory is taking data to provide new revolutionary insight into the properties of neutrinos and into the core of the sun. The heavy water is on loan from Atomic Energy of Canada, Ltd. (AECL). The observatory and detectors are located 6800 ft (2072 m) deep in the Creighton mine of the International Nickel Co., near Sudbury. The heavy water is contained in an acrylic vessel, 12 m in diameter. Neutrinos react with the heavy water to produce Cherenkov radiation. This light is then detected with 9600 photomultiplier tubes surrounding the vessel. The detector laboratory is immensely clean to reduce background radiation, which otherwise hide the very weak signals from neutrinos. Quite apart from isotopes, it has been shown that hydrogen gas under ordinary conditions is a mixture of two kinds of molecules, known as *ortho*- and *para*-hydrogen, which differ from one another by the spins of their electrons and nuclei. Normal hydrogen at room temperature contains 25% of the *para* form and 75% of the *ortho* form. The *ortho* form cannot be prepared in the pure state. Since the two forms differ in energy, the physical properties also differ. The melting and boiling points of *parahydrogen* are about 0.1°C lower than those of normal hydrogen. Consideration is being given to an entire economy based on solar- and nuclear-generated hydrogen. Located in remote regions, power plants would electrolyze sea water; the hydrogen produced would travel to distant cities by pipelines. Pollution-free hydrogen could replace natural gas, gasoline, etc., and could serve as a reducing agent in metallurgy, chemical processing, refining, etc. It could also be used to convert trash into methane and ethylene. Public acceptance, high capital investment, and the high present cost of hydrogen with respect to present fuels

are but a few of the problems facing establishment of such an economy. Hydrogen is being investigated as a substitute for deep-sea diving applications below 300 m. Hydrogen is readily available from air product suppliers.

Indium — (from the brilliant indigo line in its spectrum), In; at. wt. 114.818(3); at. no. 49; m.p. 156.60°C; b.p. 2072°C; sp. gr. 7.31 (20°C); valence 1, 2, or 3. Discovered by Reich and Richter, who later isolated the metal. Indium is most frequently associated with zinc materials, and it is from these that most commercial indium is now obtained; however, it is also found in iron, lead, and copper ores. Until 1924, a gram or so constituted the world's supply of this element in isolated form. It is probably about as abundant as silver. About 4 million troy ounces of indium are now produced annually in the Free World. Canada is presently producing more than 1,000,000 troy ounces annually. The present cost of indium is about \$2 to \$10/g, depending on quantity and purity. It is available in ultrapure form. Indium is a very soft, silvery-white metal with a brilliant luster. The pure metal gives a high-pitched "cry" when bent. It wets glass, as does gallium. It has found application in making low-melting alloys; an alloy of 24% indium-76% gallium is liquid at room temperature. Indium is used in making bearing alloys, germanium transistors, rectifiers, thermistors, liquid crystal displays, high definition television, batteries, and photoconductors. It can be plated onto metal and evaporated onto glass, forming a mirror as good as that made with silver but with more resistance to atmospheric corrosion. There is evidence that indium has a low order of toxicity; however, care should be taken until further information is available. Seventy isotopes and isomers are now recognized (more than any other element). Natural indium contains two isotopes. One is stable. The other, ^{115}In , comprising 95.71% of natural indium is slightly radioactive with a very long half-life.

Iodine — (Gr. *iodes*, violet), I; at. wt. 126.90447(3); at. no. 53; m.p. 113.7°C; b.p. 184.4°C; t_c 546°C; density of the gas 11.27 g/l; sp. gr. solid 4.93 (20°C); valence 1, 3, 5, or 7. Discovered by Courtois in 1811. Iodine, a halogen, occurs sparingly in the form of iodides in sea water from which it is assimilated by seaweeds, in Chilean saltpeter and nitrate-bearing earth, known as *caliche* in brines from old sea deposits, and in brackish waters from oil and salt wells. Ultrapure iodine can be obtained from the reaction of potassium iodide with copper sulfate. Several other methods of isolating the element are known. Iodine is a bluish-black, lustrous solid, volatilizing at ordinary temperatures into a blue-violet gas with an irritating odor; it forms compounds with many elements, but is less active than the other halogens, which displace it from iodides. Iodine exhibits some metallic-like properties. It dissolves readily in chloroform, carbon tetrachloride, or carbon disulfide to form beautiful purple solutions. It is only slightly soluble in water. Iodine compounds are important in organic chemistry and very useful in medicine. Forty two isotopes and isomers are recognized. Only one stable isotope, ^{127}I is found in nature. The artificial radioisotope ^{131}I , with a half-life of 8 days, has been used in treating the thyroid gland. The most common compounds are the iodides of sodium and potassium (KI) and the iodates (KIO_3). Lack of iodine is the cause of goiter. Iodides, and thyroxin which contains iodine, are used internally in medicine, and a solution of KI and iodine in alcohol is used for external wounds. Potassium iodide finds use in photography. The deep blue color with starch solution is characteristic of the free element. Care should be taken in

handling and using iodine, as contact with the skin can cause lesions; iodine vapor is intensely irritating to the eyes and mucous membranes. Elemental iodine costs about 25 to 75¢/g depending on purity and quantity.

Iridium — (L. *iris*, rainbow), Ir; at. wt. 192.217(3); at. no. 77; m.p. 2446°C; b.p. 4428°C; sp. gr. 22.42 (17°C); valence 3 or 4. Discovered in 1803 by Tennant in the residue left when crude platinum is dissolved by aqua regia. The name iridium is appropriate, for its salts are highly colored. Iridium, a metal of the platinum family, is white, similar to platinum, but with a slight yellowish cast. It is very hard and brittle, making it very hard to machine, form, or work. It is the most corrosion-resistant metal known, and was used in making the standard meter bar of Paris, which is a 90% platinum-10% iridium alloy. This meter bar was replaced in 1960 as a fundamental unit of length (see under Krypton). Iridium is not attacked by any of the acids nor by aqua regia, but is attacked by molten salts, such as NaCl and NaCN. Iridium occurs uncombined in nature with platinum and other metals of this family in alluvial deposits. It is recovered as a by-product from the nickel mining industry. The largest reserves and production of the platinum group of metals, which includes iridium, is in South Africa, followed by Russia and Canada. The U.S. has only one active mine, located at Nye, MT. The presence of iridium has recently been used in examining the Cretaceous-Tertiary (K-T) boundary. Meteorites contain small amounts of iridium. Because iridium is found widely distributed at the K-T boundary, it has been suggested that a large meteorite or asteroid collided with the earth, killing the dinosaurs, and creating a large dust cloud and crater. Searches for such a crater point to one in the Yucatan, known as Chicxulub. Iridium has found use in making crucibles and apparatus for use at high temperatures. It is also used for electrical contacts. Its principal use is as a hardening agent for platinum. With osmium, it forms an alloy which is used for tipping pens and compass bearings. The specific gravity of iridium is only very slightly lower than that of osmium, which has been generally credited as being the heaviest known element. Calculations of the densities of iridium and osmium from the space lattices gives values of 22.65 and 22.61 g/cm³, respectively. These values may be more reliable than actual physical measurements. At present, therefore, we know that either iridium or osmium is the densest known element, but the data do not yet allow selection between the two. Natural iridium contains two stable isotopes. Forty-five other isotopes, all radioactive, are now recognized. Iridium (99.9%) costs about \$100/g.

Iron — (Anglo-Saxon, *iron*), Fe (L. *ferrum*); at. wt. 55.845(2); at. no. 26; m.p. 1538°C; b.p. 2861°C; sp. gr. 7.874 (20°C); valence 2, 3, 4, or 6. The use of iron is prehistoric. Genesis mentions that Tubal-Cain, seven generations from Adam, was “an instructor of every artificer in brass and iron.” A remarkable iron pillar, dating to about A.D. 400, remains standing today in Delhi, India. This solid shaft of wrought iron is about 7¹/₄ m high by 40 cm in diameter. Corrosion to the pillar has been minimal although it has been exposed to the weather since its erection. Iron is a relatively abundant element in the universe. It is found in the sun and many types of stars in considerable quantity. It has been suggested that the iron we have here on earth may have originated in a supernova. Iron is a very difficult element to produce in ordinary nuclear reactions, such as would take place in the sun. Iron is found native as a principal component of a class of iron-nickel meteorites known as *siderites*, and is

a minor constituent of the other two classes of meteorites. The core of the earth, 2150 miles in radius, is thought to be largely composed of iron with about 10% occluded hydrogen. The metal is the fourth most abundant element, by weight, making up the crust of the earth. The most common ore is *hematite* (Fe₂O₃). Magnetite (Fe₃O₄) is frequently seen as *black sands* along beaches and banks of streams. *Lodestone* is another form of magnetite. *Taconite* is becoming increasingly important as a commercial ore. Iron is a vital constituent of plant and animal life, and appears in hemoglobin. The pure metal is not often encountered in commerce, but is usually alloyed with carbon or other metals. The pure metal is very reactive chemically, and rapidly corrodes, especially in moist air or at elevated temperatures. It has four allotropic forms, or ferrites, known as α , β , γ , and δ , with transition points at 700, 928, and 1530°C. The α form is magnetic, but when transformed into the β form, the magnetism disappears although the lattice remains unchanged. The relations of these forms are peculiar. Pig iron is an alloy containing about 3% carbon with varying amounts of S, Si, Mn, and P. It is hard, brittle, fairly fusible, and is used to produce other alloys, including steel. Wrought iron contains only a few tenths of a percent of carbon, is tough, malleable, less fusible, and has usually a “fibrous” structure. Carbon steel is an alloy of iron with carbon, with small amounts of Mn, S, P, and Si. Alloy steels are carbon steels with other additives such as nickel, chromium, vanadium, etc. Iron is the cheapest and most abundant, useful, and important of all metals. Natural iron contains four isotopes. Twenty-six other isotopes and isomers, all radioactive, are now recognized.

Krypton — (Gr. *kryptos*, hidden), Kr; at. wt. 83.80(1); at. no. 36; m.p. -157.36°C; b.p. -153.22 ± 0.10°C; t_c -63.74°C; density 3.733 g/l (0°C); valence usually 0. Discovered in 1898 by Ramsay and Travers in the residue left after liquid air had nearly boiled away. Krypton is present in the air to the extent of about 1 ppm. The atmosphere of Mars has been found to contain 0.3 ppm of krypton. It is one of the “noble” gases. It is characterized by its brilliant green and orange spectral lines. Naturally occurring krypton contains six stable isotopes. Thirty other unstable isotopes and isomers are now recognized. The spectral lines of krypton are easily produced and some are very sharp. In 1960 it was internationally agreed that the fundamental unit of length, the meter, should be defined in terms of the orange-red spectral line of ⁸⁶Kr. This replaced the standard meter of Paris, which was defined in terms of a bar made of a platinum-iridium alloy. In October 1983 the meter was again redefined by the International Bureau of Weights and Measures as being the length of path traveled by light in a vacuum during a time interval of 1/299,792,458 of a second. Solid krypton is a white crystalline substance with a face-centered cubic structure which is common to all the rare gases. While krypton is generally thought of as a noble gas that normally does not combine with other elements, the existence of some krypton compounds has been established. Krypton difluoride has been prepared in gram quantities and can be made by several methods. A higher fluoride of krypton and a salt of an oxyacid of krypton also have been prepared. Molecule-ions of ArKr⁺ and KrH⁺ have been identified and investigated, and evidence is provided for the formation of KrXe or KrXe⁺. Krypton clathrates have been prepared with hydroquinone and phenol. ⁸⁵Kr has found recent application in chemical analysis. By imbedding the isotope in various solids, *kryptonates* are formed. The activity of these kryptonates

is sensitive to chemical reactions at the surface. Estimates of the concentration of reactants are therefore made possible. Krypton is used in certain photographic flash lamps for high-speed photography. Uses thus far have been limited because of its high cost. Krypton gas presently costs about \$690/100 L.

Kurchatovium — See Rutherfordium.

Lanthanum — (Gr. *lanthanein*, to lie hidden), La; at. wt. 138.9055(2); at. no. 57; m.p. 918°C; b.p. 3464°C; sp. gr. 6.145 (25°C); valence 3. Mosander in 1839 extracted a new earth *lanthana*, from impure cerium nitrate, and recognized the new element. Lanthanum is found in rare-earth minerals such as *cerite*, *monazite*, *allanite*, and *bastnasite*. Monazite and bastnasite are principal ores in which lanthanum occurs in percentages up to 25 and 38%, respectively. Misch metal, used in making lighter flints, contains about 25% lanthanum. Lanthanum was isolated in relatively pure form in 1923. Ion-exchange and solvent extraction techniques have led to much easier isolation of the so-called “rare-earth” elements. The availability of lanthanum and other rare earths has improved greatly in recent years. The metal can be produced by reducing the anhydrous fluoride with calcium. Lanthanum is silvery white, malleable, ductile, and soft enough to be cut with a knife. It is one of the most reactive of the rare-earth metals. It oxidizes rapidly when exposed to air. Cold water attacks lanthanum slowly, and hot water attacks it much more rapidly. The metal reacts directly with elemental carbon, nitrogen, boron, selenium, silicon, phosphorus, sulfur, and with halogens. At 310°C, lanthanum changes from a hexagonal to a face-centered cubic structure, and at 865°C it again transforms into a body-centered cubic structure. Natural lanthanum is mixture of two isotopes, one of which is stable and one of which is radioactive with a very long half-life. Thirty other radioactive isotopes are recognized. Rare-earth compounds containing lanthanum are extensively used in carbon lighting applications, especially by the motion picture industry for studio lighting and projection. This application consumes about 25% of the rare-earth compounds produced. La_2O_3 improves the alkali resistance of glass, and is used in making special optical glasses. Small amounts of lanthanum, as an additive, can be used to produce nodular cast iron. There is current interest in hydrogen sponge alloys containing lanthanum. These alloys take up to 400 times their own volume of hydrogen gas, and the process is reversible. Heat energy is released every time they do so; therefore these alloys have possibilities in energy conservation systems. Lanthanum and its compounds have a low to moderate acute toxicity rating; therefore, care should be taken in handling them. The metal costs about \$2/g (99.9%).

Lawrencium — (Ernest O. Lawrence [1901–1958], inventor of the cyclotron), Lr; at. no. 103; at. mass no. [262]; valence + 3(?). This member of the 5f transition elements (actinide series) was discovered in March 1961 by A. Ghiorso, T. Sikkeland, A. E. Larsh, and R. M. Latimer. A 3- μg californium target, consisting of a mixture of isotopes of mass number 249, 250, 251, and 252, was bombarded with either ^{10}B or ^{11}B . The electrically charged transmutation nuclei recoiled with an atmosphere of helium and were collected on a thin copper conveyor tape which was then moved to place collected atoms in front of a series of solid-state detectors. The isotope of element 103 produced in this way decayed by emitting an 8.6-MeV alpha particle with a half-life of 8 s. In 1967, Flerov and associates of the Dubna Laboratory reported their inability to detect an alpha emitter with a half-life of 8 s which was assigned by the

Berkeley group to $^{257}103$. This assignment has been changed to ^{258}Lr or ^{259}Lr . In 1965, the Dubna workers found a longer-lived lawrencium isotope, ^{256}Lr , with a half-life of 35 s. In 1968, Ghiorso and associates at Berkeley were able to use a few atoms of this isotope to study the oxidation behavior of lawrencium. Using solvent extraction techniques and working very rapidly, they extracted lawrencium ions from a buffered aqueous solution into an organic solvent, completing each extraction in about 30 s. It was found that lawrencium behaves differently from dipositive nobelium and more like the trippositive elements earlier in the actinide series. Ten isotopes of lawrencium are now recognized.

Lead — (Anglo-Saxon *lead*), Pb (L. *plumbum*); at. wt. 207.2(1); at. no. 82; m.p. 327.46°C; b.p. 1749°C; sp. gr. 11.35 (20°C); valence 2 or 4. Long known, mentioned in Exodus. The alchemists believed lead to be the oldest metal and associated it with the planet Saturn. Native lead occurs in nature, but it is rare. Lead is obtained chiefly from *galena* (PbS) by a roasting process. *Anglesite* (PbSO_4), *cerussite* (PbCO_3), and *minim* (Pb_3O_4) are other common lead minerals. Lead is a bluish-white metal of bright luster, is very soft, highly malleable, ductile, and a poor conductor of electricity. It is very resistant to corrosion; lead pipes bearing the insignia of Roman emperors, used as drains from the baths, are still in service. It is used in containers for corrosive liquids (such as sulfuric acid) and may be toughened by the addition of a small percentage of antimony or other metals. Natural lead is a mixture of four stable isotopes: ^{204}Pb (1.4%), ^{206}Pb (24.1%), ^{207}Pb (22.1%), and ^{208}Pb (52.4%). Lead isotopes are the end products of each of the three series of naturally occurring radioactive elements: ^{206}Pb for the uranium series, ^{207}Pb for the actinium series, and ^{208}Pb for the thorium series. Forty-three other isotopes of lead, all of which are radioactive, are recognized. Its alloys include solder, type metal, and various antifriction metals. Great quantities of lead, both as the metal and as the dioxide, are used in storage batteries. Lead is also used for cable covering, plumbing, and ammunition. The metal is very effective as a sound absorber, is used as a radiation shield around X-ray equipment and nuclear reactors, and is used to absorb vibration. Lead, alloyed with tin, is used in making organ pipes. White lead, the basic carbonate, sublimed white lead (PbSO_4), chrome yellow (PbCrO_4), red lead (Pb_3O_4), and other lead compounds are used extensively in paints, although in recent years the use of lead in paints has been drastically curtailed to eliminate or reduce health hazards. Lead oxide is used in producing fine “crystal glass” and “flint glass” of a high index of refraction for achromatic lenses. The nitrate and the acetate are soluble salts. Lead salts such as lead arsenate have been used as insecticides, but their use in recent years has been practically eliminated in favor of less harmful organic compounds. Care must be used in handling lead as it is a cumulative poison. Environmental concern with lead poisoning led to elimination of lead tetraethyl in gasoline. The U.S. Occupational Safety and Health Administration (OSHA) has recommended that industries limit airborne lead to 50 $\mu\text{g}/\text{cu. meter}$. Lead is priced at about 90¢/kg (99.9%).

Lithium — (Gr. *lithos*, stone), Li; at. wt. 6.941(2); at. no. 3; m.p. 180.5°C; b.p. 1342°C; sp. gr. 0.534 (20°C); valence 1. Discovered by Arfvedson in 1817. Lithium is the lightest of all metals, with a density only about half that of water. It does not occur free in nature; combined it is found in small amounts in nearly all igneous rocks and in the waters of many mineral springs. *Lepidolite*, *spodumene*, *petalite*, and *amblygonite* are the more

important minerals containing it. Lithium is presently being recovered from brines of Searles Lake, in California, and from Nevada, Chile, and Argentina. Large deposits of spodumene are found in North Carolina. The metal is produced electrolytically from the fused chloride. Lithium is silvery in appearance, much like Na and K, other members of the alkali metal series. It reacts with water, but not as vigorously as sodium. Lithium imparts a beautiful crimson color to a flame, but when the metal burns strongly the flame is a dazzling white. Since World War II, the production of lithium metal and its compounds has increased greatly. Because the metal has the highest specific heat of any solid element, it has found use in heat transfer applications; however, it is corrosive and requires special handling. The metal has been used as an alloying agent, is of interest in synthesis of organic compounds, and has nuclear applications. It ranks as a leading contender as a battery anode material as it has a high electrochemical potential. Lithium is used in special glasses and ceramics. The glass for the 200-inch telescope at Mt. Palomar contains lithium as a minor ingredient. Lithium chloride is one of the most hygroscopic materials known, and it, as well as lithium bromide, is used in air conditioning and industrial drying systems. Lithium stearate is used as an all-purpose and high-temperature lubricant. Other lithium compounds are used in dry cells and storage batteries. Seven isotopes of lithium are recognized. Natural lithium contains two isotopes. The metal is priced at about \$1.50/g (99.9%).

Lutetium — (Lutetia, ancient name for Paris, sometimes called *cassiopeium* by the Germans), Lu; at. wt. 174.967(1); at. no. 71; m.p. 1663°C; b.p. 3402°C; sp. gr. 9.841 (25°C); valence 3. In 1907, Urbain described a process by which Marignac's ytterbium (1879) could be separated into the two elements, ytterbium (neoytterbium) and lutetium. These elements were identical with "aldebaranium" and "cassiopeium," independently discovered by von Welsbach about the same time. Charles James of the University of New Hampshire also independently prepared the very pure oxide, *lutecia*, at this time. The spelling of the element was changed from *lutecium* to *lutetium* in 1949. Lutetium occurs in very small amounts in nearly all minerals containing yttrium, and is present in *monazite* to the extent of about 0.003%, which is a commercial source. The pure metal has been isolated only in recent years and is one of the most difficult to prepare. It can be prepared by the reduction of anhydrous LuCl_3 or LuF_3 by an alkali or alkaline earth metal. The metal is silvery white and relatively stable in air. While new techniques, including ion-exchange reactions, have been developed to separate the various rare-earth elements, lutetium is still the most costly of all rare earths. It is priced at about \$100/g (99.9%). ^{176}Lu occurs naturally (97.41%) with ^{175}Lu (2.59%), which is radioactive with a very long half-life of about 4×10^{10} years. Lutetium has 50 isotopes and isomers that are now recognized. Stable lutetium nuclides, which emit pure beta radiation after thermal neutron activation, can be used as catalysts in cracking, alkylation, hydrogenation, and polymerization. Virtually no other commercial uses have been found yet for lutetium. While lutetium, like other rare-earth metals, is thought to have a low toxicity rating, it should be handled with care until more information is available.

Magnesium — (*Magnesia*, district in Thessaly) Mg; at. wt. 24.3050(6); at. no. 12; m.p. 650°C; b.p. 1090°C; sp. gr. 1.738 (20°C); valence 2. Compounds of magnesium have long been known. Black recognized magnesium as an element in 1755. It

was isolated by Davy in 1808, and prepared in coherent form by Bussy in 1831. Magnesium is the eighth most abundant element in the earth's crust. It does not occur uncombined, but is found in large deposits in the form of *magnesite*, *dolomite*, and other minerals. The metal is now principally obtained in the U.S. by electrolysis of fused magnesium chloride derived from brines, wells, and sea water. Magnesium is a light, silvery-white, and fairly tough metal. It tarnishes slightly in air, and finely divided magnesium readily ignites upon heating in air and burns with a dazzling white flame. It is used in flashlight photography, flares, and pyrotechnics, including incendiary bombs. It is one third lighter than aluminum, and in alloys is essential for airplane and missile construction. The metal improves the mechanical, fabrication, and welding characteristics of aluminum when used as an alloying agent. Magnesium is used in producing nodular graphite in cast iron, and is used as an additive to conventional propellants. It is also used as a reducing agent in the production of pure uranium and other metals from their salts. The hydroxide (*milk of magnesia*), chloride, sulfate (*Epsom salts*), and citrate are used in medicine. Dead-burned magnesite is employed for refractory purposes such as brick and liners in furnaces and converters. Calcined magnesia is also used for water treatment and in the manufacture of rubber, paper, etc. Organic magnesium compounds (Grignard's reagents) are important. Magnesium is an important element in both plant and animal life. Chlorophylls are magnesium-centered porphyrins. The adult daily requirement of magnesium is about 300 mg/day, but this is affected by various factors. Great care should be taken in handling magnesium metal, especially in the finely divided state, as serious fires can occur. Water should not be used on burning magnesium or on magnesium fires. Natural magnesium contains three isotopes. Twelve other isotopes are recognized. Magnesium metal costs about \$100/kg (99.8%).

Manganese — (*L. magnes*, magnet, from magnetic properties of pyrolusite; *It. manganese*, corrupt form of *magnesia*), Mn; at. wt. 54.938049(9); at. no. 25; m.p. 1246°C; b.p. 2061°C; sp. gr. 7.21 to 7.44, depending on allotropic form; valence 1, 2, 3, 4, 6, or 7. Recognized by Scheele, Bergman, and others as an element and isolated by Gahn in 1774 by reduction of the dioxide with carbon. Manganese minerals are widely distributed; oxides, silicates, and carbonates are the most common. The discovery of large quantities of manganese nodules on the floor of the oceans holds promise as a source of manganese. These nodules contain about 24% manganese together with many other elements in lesser abundance. Most manganese today is obtained from ores found in Ukraine, Brazil, Australia, Republic of So. Africa, Gabon, China, and India. *Pyrolusite* (MnO_2) and *rhodochrosite* (MnCO_3) are among the most common manganese minerals. The metal is obtained by reduction of the oxide with sodium, magnesium, aluminum, or by electrolysis. It is gray-white, resembling iron, but is harder and very brittle. The metal is reactive chemically, and decomposes cold water slowly. Manganese is used to form many important alloys. In steel, manganese improves the rolling and forging qualities, strength, toughness, stiffness, wear resistance, hardness, and hardenability. With aluminum and antimony, especially with small amounts of copper, it forms highly ferromagnetic alloys. Manganese metal is ferromagnetic only after special treatment. The pure metal exists in four allotropic forms. The alpha form is stable at ordinary temperature; gamma manganese, which changes to alpha at ordinary temperatures, is soft, easily cut, and capable of being bent. The dioxide (pyrolusite) is used as a

depolarizer in dry cells, and is used to “decolorize” glass that is colored green by impurities of iron. Manganese by itself colors glass an amethyst color, and is responsible for the color of true amethyst. The dioxide is also used in the preparation of oxygen and chlorine, and in drying black paints. The permanganate is a powerful oxidizing agent and is used in quantitative analysis and in medicine. Manganese is widely distributed throughout the animal kingdom. It is an important trace element and may be essential for utilization of vitamin B₁₂. Twenty-seven isotopes and isomers are known. Manganese metal (99.95%) is priced at about \$800/kg. Metal of 99.6% purity is priced at about \$80/kg.

Meitnerium — (Lise Meitner [1878–1968], Austrian–Swedish physicist and mathematician), Mt; at. wt [266]; at. no. 109. On August 29, 1992, Element 109 was made and identified by physicists at the Heavy Ion Research Laboratory (G.S.I.), Darmstadt, Germany, by bombarding a target of ²⁰⁹Bi with accelerated nuclei of ⁵⁸Fe. The production of Element 109 has been extremely small. It took a week of target bombardment (10¹¹ nuclear encounters) to produce a single atom of 109. Oganessian and his team at Dubna in 1994 repeated the Darmstadt experiment using a tenfold irradiation dose. One fission event from seven alpha decays of 109 was observed, thus indirectly confirming the existence of isotope ²⁶⁶109. In August 1997, the IUPAC adopted the name *meitnerium* for this element, honoring L. Meitner. Four isotopes of *meitnerium* are now recognized.

Mendelevium — (Dmitri Mendeleev [1834–1907]), Md; at. wt. (258); at. no. 101; m.p. 827°C; valence +2, +3. Mendelevium, the ninth transuranium element of the actinide series to be discovered, was first identified by Ghiorso, Harvey, Choppin, Thompson, and Seaborg early in 1955 as a result of the bombardment of the isotope ²⁵³Es with helium ions in the Berkeley 60-inch cyclotron. The isotope produced was ²⁵⁶Md, which has a half-life of 78 min. This first identification was notable in that ²⁵⁶Md was synthesized on a one-atom-at-a-time basis. Nineteen isotopes and isomers are now recognized. ²⁵⁸Md has a half-life of 51.5 days. This isotope has been produced by the bombardment of an isotope of einsteinium with ions of helium. It now appears possible that eventually enough ²⁵⁸Md can be made so that some of its physical properties can be determined. ²⁵⁶Md has been used to elucidate some of the chemical properties of mendelevium in aqueous solution. Experiments seem to show that the element possesses a moderately stable dipositive (II) oxidation state in addition to the tripositive (III) oxidation state, which is characteristic of actinide elements.

Mercury — (Planet *Mercury*), Hg (*hydrargyrum*, liquid silver); at. wt. 200.59(2); at. no. 80; t.p. –38.83°C; b.p. 356.73°C; t_c 1447°C; sp. gr. 13.546 (20°C); valence 1 or 2. Known to ancient Chinese and Hindus; found in Egyptian tombs of 1500 B.C. Mercury is the only common metal liquid at ordinary temperatures. It only rarely occurs free in nature. The chief ore is *cinnabar* (HgS). Spain and China produce about 75% of the world’s supply of the metal. The commercial unit for handling mercury is the “flask,” which weighs 76 lb (34.46 kg). The metal is obtained by heating cinnabar in a current of air and by condensing the vapor. It is a heavy, silvery-white metal; a rather poor conductor of heat, as compared with other metals, and a fair conductor of electricity. It easily forms alloys with many metals, such as gold, silver, and tin, which are called *amalgams*. Its ease in amalgamating with gold is made use of in the recovery of gold from its ores. The metal is widely used in laboratory

work for making thermometers, barometers, diffusion pumps, and many other instruments. It is used in making mercury-vapor lamps and advertising signs, etc. and is used in mercury switches and other electrical apparatus. Other uses are in making pesticides, mercury cells for caustic soda and chlorine production, dental preparations, antifouling paint, batteries, and catalysts. The most important salts are mercuric chloride HgCl₂ (corrosive sublimate — a violent poison), mercurous chloride Hg₂Cl₂ (calomel, occasionally still used in medicine), mercury fulminate (Hg(ONC)₂), a detonator widely used in explosives, and mercuric sulfide (HgS, vermilion, a high-grade paint pigment). Organic mercury compounds are important. It has been found that an electrical discharge causes mercury vapor to combine with neon, argon, krypton, and xenon. These products, held together with van der Waals’ forces, correspond to HgNe, HgAr, HgKr, and HgXe. Mercury is a virulent poison and is readily absorbed through the respiratory tract, the gastrointestinal tract, or through unbroken skin. It acts as a cumulative poison and dangerous levels are readily attained in air. Air saturated with mercury vapor at 20°C contains a concentration that exceeds the toxic limit many times. The danger increases at higher temperatures. *It is therefore important that mercury be handled with care.* Containers of mercury should be securely covered and spillage should be avoided. If it is necessary to heat mercury or mercury compounds, it should be done in a well-ventilated hood. Methyl mercury is a dangerous pollutant and is now widely found in water and streams. The triple point of mercury, –38.8344°C, is a fixed point on the International Temperature Scale (ITS-90). Mercury (99.98%) is priced at about \$110/kg. Native mercury contains seven isotopes. Thirty-six other isotopes and isomers are known.

Molybdenum — (Gr. *molybdos*, lead), Mo; at. wt. 95.94(1); at. no. 42; m.p. 2623°C; b.p. 4639°C; sp. gr. 10.22 (20°C); valence 2, 3, 4?, 5?, or 6. Before Scheele recognized molybdenite as a distinct ore of a new element in 1778, it was confused with graphite and lead ore. The metal was prepared in an impure form in 1782 by Hjelm. Molybdenum does not occur native, but is obtained principally from *molybdenite* (MoS₂). *Wulfenite* (PbMoO₄) and *powellite* (Ca(MoW)O₄) are also minor commercial ores. Molybdenum is also recovered as a by-product of copper and tungsten mining operations. The U.S., Canada, Chile, and China produce most of the world’s molybdenum ores. The metal is prepared from the powder made by the hydrogen reduction of purified molybdc trioxide or ammonium molybdate. The metal is silvery white, very hard, but is softer and more ductile than tungsten. It has a high elastic modulus, and only tungsten and tantalum, of the more readily available metals, have higher melting points. It is a valuable alloying agent, as it contributes to the hardenability and toughness of quenched and tempered steels. It also improves the strength of steel at high temperatures. It is used in certain nickel-based alloys, such as the Hastelloys® which are heat-resistant and corrosion-resistant to chemical solutions. Molybdenum oxidizes at elevated temperatures. The metal has found recent application as electrodes for electrically heated glass furnaces and forehearths. It is also used in nuclear energy applications and for missile and aircraft parts. Molybdenum is valuable as a catalyst in the refining of petroleum. It has found application as a filament material in electronic and electrical applications. Molybdenum is an essential trace element in plant nutrition. Some lands are barren for lack of this element in the soil. Molybdenum sulfide is useful as a lubricant, especially

at high temperatures where oils would decompose. Almost all ultra-high strength steels with minimum yield points up to 300,000 lb/in.² contain molybdenum in amounts from 0.25 to 8%. Natural molybdenum contains seven isotopes. Thirty other isotopes and isomers are known, all of which are radioactive. Molybdenum metal costs about \$1/g (99.999% purity). Molybdenum metal (99.9%) costs about \$160/kg.

Neodymium — (Gr. *neos*, new, and *didymos*, twin), Nd; at. wt. 144.24(3); at. no. 60; m.p. 1021°C; b.p. 3074°C; sp. gr. 7.008 (25°C); valence 3. In 1841 Mosander extracted from *cerite* a new rose-colored oxide, which he believed contained a new element. He named the element *didymium*, as it was an *inseparable twin brother of lanthanum*. In 1885 von Welsbach separated didymium into two new elemental components, *neodymia* and *praseodymia*, by repeated fractionation of ammonium didymium nitrate. While the free metal is in *misch metal*, long known and used as a pyrophoric alloy for light flints, the element was not isolated in relatively pure form until 1925. Neodymium is present in *misch metal* to the extent of about 18%. It is present in the minerals *monazite* and *bastnasite*, which are principal sources of rare-earth metals. The element may be obtained by separating neodymium salts from other rare earths by ion-exchange or solvent extraction techniques, and by reducing anhydrous halides such as NdF₃ with calcium metal. Other separation techniques are possible. The metal has a bright silvery metallic luster. Neodymium is one of the more reactive rare-earth metals and quickly tarnishes in air, forming an oxide that splits off and exposes metal to oxidation. The metal, therefore, should be kept under light mineral oil or sealed in a plastic material. Neodymium exists in two allotropic forms, with a transformation from a double hexagonal to a body-centered cubic structure taking place at 863°C. Natural neodymium is a mixture of seven isotopes, one of which has a very long half-life. Twenty seven other radioactive isotopes and isomers are recognized. Didymium, of which neodymium is a component, is used for coloring glass to make welder's goggles. By itself, neodymium colors glass delicate shades ranging from pure violet through wine-red and warm gray. Light transmitted through such glass shows unusually sharp absorption bands. The glass has been used in astronomical work to produce sharp bands by which spectral lines may be calibrated. Glass containing neodymium can be used as a laser material to produce coherent light. Neodymium salts are also used as a colorant for enamels. The element is also being used with iron and boron to produce extremely strong magnets. These are the most compact magnets commercially available. The price of the metal is about \$4/g. Neodymium has a low-to-moderate acute toxic rating. As with other rare earths, neodymium should be handled with care.

Neon — (Gr. *neos*, new), Ne; at. wt. 20.1797(6); at. no. 10; t.p. -248.59°C; b.p. -246.08°C; *t_c* -228.7°C (1 atm); density of gas 0.89990 g/l (1 atm, 0°C); density of liquid at b.p. 1.207 g/cm³; valence 0. Discovered by Ramsay and Travers in 1898. Neon is a rare gaseous element present in the atmosphere to the extent of 1 part in 65,000 of air. It is obtained by liquefaction of air and separated from the other gases by fractional distillation. Natural neon is a mixture of three isotopes. Fourteen other unstable isotopes are known. It is very inert element; however, it is said to form a compound with fluorine. It is still questionable if true compounds of neon exist, but evidence is mounting in favor of their existence. The following ions are known from optical and mass spectrometric studies: Ne⁺,

(NeAr)⁺, (NeH)⁺, and (HeNe)⁺. Neon also forms an unstable hydrate. In a vacuum discharge tube, neon glows reddish orange. Of all the rare gases, the discharge of neon is the most intense at ordinary voltages and currents. Neon is used in making the common neon advertising signs, which accounts for its largest use. It is also used to make high-voltage indicators, lightning arrestors, wave meter tubes, and TV tubes. Neon and helium are used in making gas lasers. Liquid neon is now commercially available and is finding important application as an economical cryogenic refrigerant. It has over 40 times more refrigerating capacity per unit volume than liquid helium and more than three times that of liquid hydrogen. It is compact, inert, and is less expensive than helium when it meets refrigeration requirements. Neon costs about \$800/80 cu. ft. (2265 l).

Neptunium — (Planet *Neptune*), Np; at. wt. (237); at. no. 93; m.p. 644°C; sp. gr. 20.25 (20°C); valence 3, 4, 5, and 6. Neptunium was the first synthetic transuranium element of the actinide series discovered; the isotope ²³⁹Np was produced by McMillan and Abelson in 1940 at Berkeley, California, as the result of bombarding uranium with cyclotron-produced neutrons. The isotope ²³⁷Np (half-life of 2.14 × 10⁶ years) is currently obtained in gram quantities as a by-product from nuclear reactors in the production of plutonium. Twenty-three isotopes and isomers of neptunium are now recognized. Trace quantities of the element are actually found in nature due to transmutation reactions in uranium ores produced by the neutrons which are present. Neptunium is prepared by the reduction of NpF₃ with barium or lithium vapor at about 1200°C. Neptunium metal has a silvery appearance, is chemically reactive, and exists in at least three structural modifications: α-neptunium, orthorhombic, density 20.25 g/cm³, β-neptunium (above 280°C), tetragonal, density (313°C) 19.36 g/cm³; γ-neptunium (above 577°C), cubic, density (600°C) 18.0 g/cm³. Neptunium has four ionic oxidation states in solution: Np⁺³ (pale purple), analogous to the rare earth ion Pm⁺³, Np⁺⁴ (yellow green); NpO⁺ (green blue); and NpO²⁺ (pale pink). These latter oxygenated species are in contrast to the rare earths which exhibit only simple ions of the (II), (III), and (IV) oxidation states in aqueous solution. The element forms tri- and tetrahalides such as NpF₃, NpF₄, NpCl₃, NpBr₃, NpI₃, and oxides of various compositions such as are found in the uranium-oxygen system, including Np₃O₈ and NpO₂.

Nickel — (Ger. *Nickel*, Satan or Old Nick's and from *kupfernickel*, Old Nick's copper), Ni; at. wt. 58.6934(2); at. no. 28; m.p. 1455°C; b.p. 2913°C; sp. gr. 8.902 (25°C); valence 0, 1, 2, 3. Discovered by Cronstedt in 1751 in *kupfernickel* (*niccolite*). Nickel is found as a constituent in most meteorites and often serves as one of the criteria for distinguishing a meteorite from other minerals. Iron meteorites, or *siderites*, may contain iron alloyed with from 5 to nearly 20% nickel. Nickel is obtained commercially from *pentlandite* and *pyrrhotite* of the Sudbury region of Ontario, a district that produces much of the world's nickel. It is now thought that the Sudbury deposit is the result of an ancient meteorite impact. Large deposits of nickel, cobalt, and copper have recently been developed at Voisey's Bay, Labrador. Other deposits of nickel are found in Russia, New Caledonia, Australia, Cuba, Indonesia, and elsewhere. Nickel is silvery white and takes on a high polish. It is hard, malleable, ductile, somewhat ferromagnetic, and a fair conductor of heat and electricity. It belongs to the iron-cobalt group of metals and is chiefly valuable for the alloys it forms. It

is extensively used for making stainless steel and other corrosion-resistant alloys such as Invar[®], Monel[®], Inconel[®], and the Hastelloys[®]. Tubing made of a copper-nickel alloy is extensively used in making desalination plants for converting sea water into fresh water. Nickel is also now used extensively in coinage and in making nickel steel for armor plate and burglar-proof vaults, and is a component in Nichrome[®], Permalloy[®], and constantan. Nickel added to glass gives a green color. Nickel plating is often used to provide a protective coating for other metals, and finely divided nickel is a catalyst for hydrogenating vegetable oils. It is also used in ceramics, in the manufacture of Alnico magnets, and in batteries. The sulfate and the oxides are important compounds. Natural nickel is a mixture of five stable isotopes; twenty-five other unstable isotopes are known. Nickel sulfide fume and dust, as well as other nickel compounds, are carcinogens. Nickel metal (99.9%) is priced at about \$2/g or less in larger quantities.

Niobium — (*Niobe*, daughter of Tantalus), Nb; or Columbium (*Columbia*, name for America); at. wt. 92.90638(2); at. no. 41; m.p. 2477°C; b.p. 4744°C, sp. gr. 8.57 (20°C); valence 2, 3, 4?, 5. Discovered in 1801 by Hatchett in an ore sent to England more than a century before by John Winthrop the Younger, first governor of Connecticut. The metal was first prepared in 1864 by Blomstrand, who reduced the chloride by heating it in a hydrogen atmosphere. The name *niobium* was adopted by the International Union of Pure and Applied Chemistry in 1950 after 100 years of controversy. Most leading chemical societies and government organizations refer to it by this name. Some metallurgists and commercial producers, however, still refer to the metal as “columbium.” The element is found in *niobite* (or *columbite*), *niobite-tantalite*, *pyrochlore*, and *euxenite*. Large deposits of niobium have been found associated with *carbonatites* (carbon-silicate rocks), as a constituent of *pyrochlore*. Extensive ore reserves are found in Canada, Brazil, Congo-Kinshasa, Rwanda, and Australia. The metal can be isolated from tantalum, and prepared in several ways. It is a shiny, white, soft, and ductile metal, and takes on a bluish cast when exposed to air at room temperatures for a long time. The metal starts to oxidize in air at 200°C, and when processed at even moderate temperatures must be placed in a protective atmosphere. It is used in arc-welding rods for stabilized grades of stainless steel. Thousands of pounds of niobium have been used in advanced air frame systems such as were used in the Gemini space program. It has also found use in super-alloys for applications such as jet engine components, rocket sub-assemblies, and heat-resisting equipment. The element has superconductive properties; superconductive magnets have been made with Nb-Zr wire, which retains its superconductivity in strong magnetic fields. Natural niobium is composed of only one isotope, ⁹³Nb. Forty-seven other isotopes and isomers of niobium are now recognized. Niobium metal (99.9% pure) is priced at about 50¢/g.

Nitrogen — (*L. nitrum*, *Gr. nitron*, native soda; genes, *forming*, N; at. wt. 14.00674(7); at. no. 7; m.p. -210.00°C; b.p. -198.79°C; *t_c* -146.94°C; density 1.2506 g/l; sp. gr. liquid 0.808 (-195.8°C), solid 1.026 (-252°C); valence 3 or 5. Discovered by Daniel Rutherford in 1772, but Scheele, Cavendish, Priestley, and others about the same time studied “burnt or dephlogisticated air,” as air without oxygen was then called. Nitrogen makes up 78% of the air, by volume. The atmosphere of Mars, by comparison, is 2.6% nitrogen. The estimated amount of this element in our atmosphere is more than 4000 trillion tons. From

this inexhaustible source it can be obtained by liquefaction and fractional distillation. Nitrogen molecules give the orange-red, blue-green, blue-violet, and deep violet shades to the aurora. The element is so inert that Lavoisier named it *azote*, meaning without life, yet its compounds are so active as to be most important in foods, poisons, fertilizers, and explosives. Nitrogen can be also easily prepared by heating a water solution of ammonium nitrite. Nitrogen, as a gas, is colorless, odorless, and a generally inert element. As a liquid it is also colorless and odorless, and is similar in appearance to water. Two allotropic forms of solid nitrogen exist, with the transition from the α to the β form taking place at -237°C. When nitrogen is heated, it combines directly with magnesium, lithium, or calcium; when mixed with oxygen and subjected to electric sparks, it forms first nitric oxide (NO) and then the dioxide (NO₂); when heated under pressure with a catalyst with hydrogen, ammonia is formed (Haber process). The ammonia thus formed is of the utmost importance as it is used in fertilizers, and it can be oxidized to nitric acid (Ostwald process). The ammonia industry is the largest consumer of nitrogen. Large amounts of gas are also used by the electronics industry, which uses the gas as a blanketing medium during production of such components as transistors, diodes, etc. Large quantities of nitrogen are used in annealing stainless steel and other steel mill products. The drug industry also uses large quantities. Nitrogen is used as a refrigerant both for the immersion freezing of food products and for transportation of foods. Liquid nitrogen is also used in missile work as a purge for components, insulators for space chambers, etc., and by the oil industry to build up great pressures in wells to force crude oil upward. Sodium and potassium nitrates are formed by the decomposition of organic matter with compounds of the metals present. In certain dry areas of the world these saltpeters are found in quantity. Ammonia, nitric acid, the nitrates, the five oxides (N₂O, NO, N₂O₃, NO₂, and N₂O₅), TNT, the cyanides, etc. are but a few of the important compounds. Nitrogen gas prices vary from 2¢ to \$2.75 per 100 ft³ (2.83 cu. meters), depending on purity, etc. Production of elemental nitrogen in the U.S. is more than 9 million short tons per year. Natural nitrogen contains two isotopes, ¹⁴N and ¹⁵N. Ten other isotopes are known.

Nobelium — (Alfred Nobel [1833–1896], inventor of dynamite), No; at. wt. [259]; at. no. 102; valence +2, +3. Nobelium was unambiguously discovered and identified in April 1958 at Berkeley by A. Ghiorso, T. Sikkeland, J. R. Walton, and G. T. Seaborg, who used a new double-recoil technique. A heavy-ion linear accelerator (HILAC) was used to bombard a thin target of curium (95% ²⁴⁴Cm and 4.5% ²⁴⁶Cm) with ¹²C ions to produce ¹⁰²254 according to the ²⁴⁶Cm (¹²C, 4n) reaction. Earlier in 1957 workers of the U.S., Britain, and Sweden announced the discovery of an isotope of Element 102 with a 10-min half-life at 8.5 MeV, as a result of bombarding ²⁴⁴Cm with ¹³C nuclei. On the basis of this experiment the name *nobelium* was assigned and accepted by the Commission on Atomic Weights of the International Union of Pure and Applied Chemistry. The acceptance of the name was premature, for both Russian and American efforts now completely rule out the possibility of any isotope of Element 102 having a half-life of 10 min in the vicinity of 8.5 MeV. Early work in 1957 on the search for this element, in Russia at the Kurchatov Institute, was marred by the assignment of 8.9 ± 0.4 MeV alpha radiation with a half-life of 2 to 40 sec, which was too indefinite to support claim to discovery. Confirmatory experiments at Berkeley in 1966 have shown the existence of ²⁵⁴102 with a 55-s half-life, ²⁵²102

with a 2.3-s half-life, and $^{257}102$ with a 25-s half-life. Twelve isotopes are now recognized, one of which — $^{255}102$ — has a half-life of 3.1 min. In view of the discoverer's traditional right to name an element, the Berkeley group, in 1967, suggested that the hastily given name *nobelium*, along with the symbol No, be retained.

Osmium — (Gr. *osme*, a smell), Os; at. wt. 190.23(3); at. no. 76; m.p. 3033°C; b.p. 5012°C; sp. gr. 22.57; valence 0 to +8, more usually +3, +4, +6, and +8. Discovered in 1803 by Tennant in the residue left when crude platinum is dissolved by *aqua regia*. Osmium occurs in *iridosmine* and in platinum-bearing river sands of the Urals, North America, and South America. It is also found in the nickel-bearing ores of Sudbury, Ontario, region along with other platinum metals. While the quantity of platinum metals in these ores is very small, the large tonnages of nickel ores processed make commercial recovery possible. The metal is lustrous, bluish white, extremely hard, and brittle even at high temperatures. It has the highest melting point and the lowest vapor pressure of the platinum group. The metal is very difficult to fabricate, but the powder can be sintered in a hydrogen atmosphere at a temperature of 2000°C. The solid metal is not affected by air at room temperature, but the powdered or spongy metal slowly gives off osmium tetroxide, which is a powerful oxidizing agent and has a strong smell. The tetroxide is highly toxic, and boils at 130°C (760 mm). Concentrations in air as low as 10^{-7} g/m³ can cause lung congestion, skin damage, or eye damage. The tetroxide has been used to detect fingerprints and to stain fatty tissue for microscope slides. The metal is almost entirely used to produce very hard alloys, with other metals of the platinum group, for fountain pen tips, instrument pivots, phonograph needles, and electrical contacts. The price of 99.9% pure osmium powder — the form usually supplied commercially — is about \$100/g, depending on quantity and supplier. Natural osmium contains seven isotopes, one of which, ^{186}Os , is radioactive with a very long half-life. Thirty four other isotopes and isomers are known, all of which are radioactive. The measured densities of iridium and osmium seem to indicate that osmium is slightly more dense than iridium, so osmium has generally been credited with being the heaviest known element. Calculations of the density from the space lattice, which may be more reliable for these elements than actual measurements, however, give a density of 22.65 for iridium compared to 22.61 for osmium. At present, therefore, we know either iridium or osmium is the heaviest element, but the data do not allow selection between the two.

Oxygen — (Gr. *oxys*, sharp, acid, and *genes*, forming; acid former), O; at. wt. 15.9994(3); at. no. 8; t.p. -218.79°C; t_c -118.56°C; valence 2. For many centuries, workers occasionally realized air was composed of more than one component. The behavior of oxygen and nitrogen as components of air led to the advancement of the phlogiston theory of combustion, which captured the minds of chemists for a century. Oxygen was prepared by several workers, including Bayen and Borch, but they did not know how to collect it, did not study its properties, and did not recognize it as an elementary substance. Priestley is generally credited with its discovery, although Scheele also discovered it independently. Oxygen is the third most abundant element found in the sun, and it plays a part in the carbon-nitrogen cycle, one process thought to give the sun and stars their energy. Oxygen under excited conditions is responsible for the bright red and yellow-green colors of the aurora. Oxygen, as

a gaseous element, forms 21% of the atmosphere by volume from which it can be obtained by liquefaction and fractional distillation. The atmosphere of Mars contains about 0.15% oxygen. The element and its compounds make up 49.2%, by weight, of the earth's crust. About two thirds of the human body and nine tenths of water is oxygen. In the laboratory it can be prepared by the electrolysis of water or by heating potassium chlorate with manganese dioxide as a catalyst. The gas is colorless, odorless, and tasteless. The liquid and solid forms are a pale blue color and are strongly paramagnetic. Ozone (O_3), a highly active compound, is formed by the action of an electrical discharge or ultraviolet light on oxygen. Ozone's presence in the atmosphere (amounting to the equivalent of a layer 3 mm thick at ordinary pressures and temperatures) is of vital importance in preventing harmful ultraviolet rays of the sun from reaching the earth's surface. There has been recent concern that pollutants in the atmosphere may have a detrimental effect on this ozone layer. Ozone is toxic and exposure should not exceed 0.2 mg/m³ (8-hour time-weighted average — 40-hour work week). Undiluted ozone has a bluish color. Liquid ozone is bluish black, and solid ozone is violet-black. Oxygen is very reactive and capable of combining with most elements. It is a component of hundreds of thousands of organic compounds. It is essential for respiration of all plants and animals and for practically all combustion. In hospitals it is frequently used to aid respiration of patients. Its atomic weight was used as a standard of comparison for each of the other elements until 1961 when the International Union of Pure and Applied Chemistry adopted carbon 12 as the new basis. Oxygen has thirteen recognized isotopes. Natural oxygen is a mixture of three isotopes. Oxygen 18 occurs naturally, is stable, and is available commercially. Water (H_2O with 1.5% ^{18}O) is also available. Commercial oxygen consumption in the U.S. is estimated to be 20 million short tons per year and the demand is expected to increase substantially in the next few years. Oxygen enrichment of steel blast furnaces accounts for the greatest use of the gas. Large quantities are also used in making synthesis gas for ammonia and methanol, ethylene oxide, and for oxy-acetylene welding. Air separation plants produce about 99% of the gas, electrolysis plants about 1%. The gas costs 5¢/ft³ (\$1.75/cu. meter) in small quantities.

Palladium — (named after the asteroid *Pallas*, discovered about the same time; Gr. *Pallas*, goddess of wisdom), Pd; at. wt. 106.42(1) at. no. 46; m.p. 1554.9°C; b.p. 2963°C; sp. gr. 12.02 (20°C); valence 2, 3, or 4. Discovered in 1803 by Wollaston. Palladium is found along with platinum and other metals of the platinum group in deposits of Russia, South Africa, Canada (Ontario), and elsewhere. Natural palladium contains six stable isotopes. Twenty-nine other isotopes are recognized, all of which are radioactive. It is frequently found associated with the nickel-copper deposits such as those found in Ontario. Its separation from the platinum metals depends upon the type of ore in which it is found. It is a steel-white metal, does not tarnish in air, and is the least dense and lowest melting of the platinum group of metals. When annealed, it is soft and ductile; cold working greatly increases its strength and hardness. Palladium is attacked by nitric and sulfuric acid. At room temperatures the metal has the unusual property of absorbing up to 900 times its own volume of hydrogen, possibly forming Pd_2H . It is not yet clear if this a true compound. Hydrogen readily diffuses through heated palladium and this provides a means of purifying the gas. Finely divided palladium is a good catalyst and is used for hydrogenation and

dehydrogenation reactions. It is alloyed and used in jewelry trades. White gold is an alloy of gold decolorized by the addition of palladium. Like gold, palladium can be beaten into leaf as thin as 1/250,000 in. The metal is used in dentistry, watchmaking, and in making surgical instruments and electrical contacts. Palladium recently has been substituted for higher priced platinum in catalytic converters by some automobile companies. This has caused a large increase in the cost of palladium. The price of the two metals are now, in 2002, about the same. Palladium, however, is less resistant to poisoning by sulfur and lead, than platinum, but it may prove useful in controlling emissions from diesel vehicles. The metal sells for about \$350/tr. oz. (\$11/g).

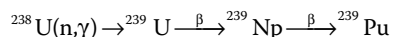
Phosphorus — (Gr. *phosphoros*, light bearing; ancient name for the planet Venus when appearing before sunrise), P; at. wt. 30.973762(4); at. no. 15; m.p. (white) 44.15°C; b.p. 280.5°C; sp. gr. (white) 1.82, (red) 2.20, (black) 2.25 to 2.69; valence 3 or 5. Discovered in 1669 by Brand, who prepared it from urine. Phosphorus exists in four or more allotropic forms: white (or yellow), red, and black (or violet). White phosphorus has two modifications: α and β with a transition temperature at -3.8°C . Never found free in nature, it is widely distributed in combination with minerals. Twenty-one isotopes of phosphorus are recognized. *Phosphate* rock, which contains the mineral *apatite*, an impure tricalcium phosphate, is an important source of the element. Large deposits are found in the Russia, China, Morocco, and in Florida, Tennessee, Utah, Idaho, and elsewhere. Phosphorus is an essential ingredient of all cell protoplasm, nervous tissue, and bones. Ordinary phosphorus is a waxy white solid; when pure it is colorless and transparent. It is insoluble in water, but soluble in carbon disulfide. It takes fire spontaneously in air, burning to the pentoxide. It is very poisonous, 50 mg constituting an approximate fatal dose. Exposure to white phosphorus should not exceed 0.1 mg/m³ (8-hour time-weighted average — 40-hour work week). White phosphorus should be kept under water, as it is dangerously reactive in air, and it should be handled with forceps, as contact with the skin may cause severe burns. When exposed to sunlight or when heated in its own vapor to 250°C, it is converted to the red variety, which does not phosphoresce in air as does the white variety. This form does not ignite spontaneously and it is not as dangerous as white phosphorus. It should, however, be handled with care as it does convert to the white form at some temperatures and it emits highly toxic fumes of the oxides of phosphorus when heated. The red modification is fairly stable, sublimates with a vapor pressure of 1 atm at 417°C, and is used in the manufacture of safety matches, pyrotechnics, pesticides, incendiary shells, smoke bombs, tracer bullets, etc. White phosphorus may be made by several methods. By one process, tricalcium phosphate, the essential ingredient of phosphate rock, is heated in the presence of carbon and silica in an electric furnace or fuel-fired furnace. Elementary phosphorus is liberated as vapor and may be collected under water. If desired, the phosphorus vapor and carbon monoxide produced by the reaction can be oxidized at once in the presence of moisture to produce phosphoric acid, an important compound in making super-phosphate fertilizers. In recent years, concentrated phosphoric acids, which may contain as much as 70 to 75% P₂O₅ content, have become of great importance to agriculture and farm production. World-wide demand for fertilizers has caused record phosphate production. Phosphates are used in the production of special glasses, such as those used for

sodium lamps. Bone-ash, calcium phosphate, is also used to produce fine chinaware and to produce monocalcium phosphate used in baking powder. Phosphorus is also important in the production of steels, phosphor bronze, and many other products. Trisodium phosphate is important as a cleaning agent, as a water softener, and for preventing boiler scale and corrosion of pipes and boiler tubes. Organic compounds of phosphorus are important. Amorphous (red) phosphorus costs about \$70/kg (99%).

Platinum — (It. *platina*, silver), Pt; at. wt. 195.078(2); at. no. 78; m.p. 1768.4°C; b.p. 3825°C; sp. gr. 21.45 (20°C); valence 1?, 2, 3, or 4. Discovered in South America by Ulloa in 1735 and by Wood in 1741. The metal was used by pre-Columbian Indians. Platinum occurs native, accompanied by small quantities of iridium, osmium, palladium, ruthenium, and rhodium, all belonging to the same group of metals. These are found in the alluvial deposits of the Ural mountains and in Columbia. *Sperrylite* (PtAs₂), occurring with the nickel-bearing deposits of Sudbury, Ontario, is a source of a considerable amount of metal. The large production of nickel offsets there being only one part of the platinum metals in two million parts of ore. The largest supplier of the platinum group of metals is now South Africa, followed by Russia and Canada. Platinum is a beautiful silvery-white metal, when pure, and is malleable and ductile. It has a coefficient of expansion almost equal to that of soda-lime-silica glass, and is therefore used to make sealed electrodes in glass systems. The metal does not oxidize in air at any temperature, but is corroded by halogens, cyanides, sulfur, and caustic alkalis. It is insoluble in hydrochloric and nitric acid, but dissolves when they are mixed as *aqua regia*, forming chloroplatinic acid (H₂PtCl₆), an important compound. Natural platinum contains six isotopes, one of which, ¹⁹⁰Pt, is radioactive with a long half-life. Thirty-seven other radioactive isotopes and isomers are recognized. The metal is extensively used in jewelry, wire, and vessels for laboratory use, and in many valuable instruments including thermocouple elements. It is also used for electrical contacts, corrosion-resistant apparatus, and in dentistry. Platinum-cobalt alloys have magnetic properties. One such alloy made of 76.7% Pt and 23.3% Co, by weight, is an extremely powerful magnet that offers a B-H (max) almost twice that of Alnico V. Platinum resistance wires are used for constructing high-temperature electric furnaces. The metal is used for coating missile nose cones, jet engine fuel nozzles, etc., which must perform reliably for long periods of time at high temperatures. The metal, like palladium, absorbs large volumes of hydrogen, retaining it at ordinary temperatures but giving it up at red heat. In the finely divided state platinum is an excellent catalyst, having long been used in the contact process for producing sulfuric acid. It is also used as a catalyst in cracking petroleum products. There is also much current interest in the use of platinum as a catalyst in fuel cells and in its use as antipollution devices for automobiles. Platinum anodes are extensively used in cathodic protection systems for large ships and ocean-going vessels, pipelines, steel piers, etc. Pure platinum wire will glow red hot when placed in the vapor of methyl alcohol. It acts here as a catalyst, converting the alcohol to formaldehyde. This phenomenon has been used commercially to produce cigarette lighters and hand warmers. Hydrogen and oxygen explode in the presence of platinum. The price of platinum has varied widely; more than a century ago it was used to adulterate gold. It was nearly eight times as valuable as

gold in 1920. The price in January 2002 was about \$430/troy oz. (\$15/g), higher than the price of gold.

Plutonium — (planet *Pluto*), Pu; at. wt. (244); at. no. 94; sp. gr. (α modification) 19.84 (25°C); m.p. 640°C; b.p. 3228°C; valence 3, 4, 5, or 6. Plutonium was the second transuranium element of the actinide series to be discovered. The isotope ^{238}Pu was produced in 1940 by Seaborg, McMillan, Kennedy, and Wahl by deuteron bombardment of uranium in the 60-inch cyclotron at Berkeley, California. Plutonium also exists in trace quantities in naturally occurring uranium ores. It is formed in much the same manner as neptunium, by irradiation of natural uranium with the neutrons which are present. By far of greatest importance is the isotope Pu^{239} , with a half-life of 24,100 years, produced in extensive quantities in nuclear reactors from natural uranium:



Nineteen isotopes of plutonium are now known. Plutonium has assumed the position of dominant importance among the transuranium elements because of its successful use as an explosive ingredient in nuclear weapons and the place which it holds as a key material in the development of industrial use of nuclear power. One kilogram is equivalent to about 22 million kilowatt hours of heat energy. The complete detonation of a kilogram of plutonium produces an explosion equal to about 20,000 tons of chemical explosive. Its importance depends on the nuclear property of being readily fissionable with neutrons and its availability in quantity. The world's nuclear-power reactors are now producing about 20,000 kg of plutonium/yr. By 1982 it was estimated that about 300,000 kg had accumulated. The various nuclear applications of plutonium are well known. ^{238}Pu has been used in the Apollo lunar missions to power seismic and other equipment on the lunar surface. As with neptunium and uranium, plutonium metal can be prepared by reduction of the trifluoride with alkaline-earth metals. The metal has a silvery appearance and takes on a yellow tarnish when slightly oxidized. It is chemically reactive. A relatively large piece of plutonium is warm to the touch because of the energy given off in alpha decay. Larger pieces will produce enough heat to boil water. The metal readily dissolves in concentrated hydrochloric acid, hydroiodic acid, or perchloric acid with formation of the Pu^{+3} ion. The metal exhibits six allotropic modifications having various crystalline structures. The densities of these vary from 16.00 to 19.86 g/cm³. Plutonium also exhibits four ionic valence states in aqueous solutions: Pu^{+3} (blue lavender), Pu^{+4} (yellow brown), PuO^+ (pink?), and PuO^{+2} (pink orange). The ion PuO^+ is unstable in aqueous solutions, disproportionating into Pu^{+4} and PuO^{+2} . The Pu^{+4} thus formed, however, oxidizes the PuO^+ into PuO^{+2} , itself being reduced to Pu^{+3} , giving finally Pu^{+3} and PuO^{+2} . Plutonium forms binary compounds with oxygen: PuO , PuO_2 , and intermediate oxides of variable composition; with the halides: PuF_3 , PuF_4 , PuCl_3 , PuBr_3 , PuI_3 ; with carbon, nitrogen, and silicon: PuC , PuN , PuSi_2 . Oxyhalides are also well known: PuOCl , PuOBr , PuOI . Because of the high rate of emission of alpha particles and the element being specifically absorbed by bone marrow, plutonium, as well as all of the other transuranium elements except neptunium, are radiological poisons and must be handled with very special equipment and precautions. Plutonium is a very dangerous radiological hazard. Precautions must also be taken to prevent the unintentional

formation of a critical mass. Plutonium in liquid solution is more likely to become critical than solid plutonium. The shape of the mass must also be considered where criticality is concerned. Plutonium-239 is available to authorized users from the O.R.N.L. at a cost of about \$4.80/mg (99.9%) plus packing costs.

Polonium — (Poland, native country of Mme. Curie [1867–1934]), Po; at. wt. (209); at. no. 84; m.p. 254°C; b.p. 962°C; sp. gr. (alpha modification) 9.32; valence -2 , 0 , $+2$, $+3(?)$, $+4$, and $+6$. Polonium was the first element discovered by Mme. Curie in 1898, while seeking the cause of radioactivity of pitchblende from Joachimsthal, Bohemia. The electroscopes showed it separating with bismuth. Polonium is also called Radium F. Polonium is a very rare natural element. Uranium ores contain only about 100 μg of the element per ton. Its abundance is only about 0.2% of that of radium. In 1934, it was found that when natural bismuth (^{209}Bi) was bombarded by neutrons, ^{210}Bi , the parent of polonium, was obtained. Milligram amounts of polonium may now be prepared this way, by using the high neutron fluxes of nuclear reactors. Polonium-210 is a low-melting, fairly volatile metal, 50% of which is vaporized in air in 45 hours at 55°C. It is an alpha emitter with a half-life of 138.39 days. A milligram emits as many alpha particles as 5 g of radium. The energy released by its decay is so large (140 W/g) that a capsule containing about half a gram reaches a temperature above 500°C. The capsule also presents a contact gamma-ray dose rate of 0.012 Gy/h. A few curies (1 curie = 3.7×10^{10} Bq) of polonium exhibit a blue glow, caused by excitation of the surrounding gas. Because almost all alpha radiation is stopped within the solid source and its container, giving up its energy, polonium has attracted attention for uses as a lightweight heat source for thermoelectric power in space satellites. Thirty-eight isotopes and isomers of polonium are known, with atomic masses ranging from 192 to 218. All are radioactive. Polonium-210 is the most readily available. Isotopes of mass 209 (half-life 102 years) and mass 208 (half-life 2.9 years) can be prepared by alpha, proton, or deuteron bombardment of lead or bismuth in a cyclotron, but these are expensive to produce. Metallic polonium has been prepared from polonium hydroxide and some other polonium compounds in the presence of concentrated aqueous or anhydrous liquid ammonia. Two allotropic modifications are known to exist. Polonium is readily dissolved in dilute acids, but is only slightly soluble in alkalis. Polonium salts of organic acids char rapidly; halide amines are reduced to the metal. Polonium can be mixed or alloyed with beryllium to provide a source of neutrons. It has been used in devices for eliminating static charges in textile mills, etc.; however, beta sources are more commonly used and are less dangerous. It is also used on brushes for removing dust from photographic films. The polonium for these is carefully sealed and controlled, minimizing hazards to the user. Polonium-210 is very dangerous to handle in even milligram or microgram amounts, and special equipment and strict control is necessary. Damage arises from the complete absorption of the energy of the alpha particle into tissue. The maximum permissible body burden for ingested polonium is only 0.03 μCi , which represents a particle weighing only 6.8×10^{-12} g. Weight for weight it is about 2.5×10^{11} times as toxic as hydrocyanic acid. The maximum allowable concentration for soluble polonium compounds in air is about 2×10^{11} $\mu\text{Ci}/\text{cm}^3$. Polonium-209 is available on special order from the Oak Ridge National Laboratory at a cost of \$3600/ μCi plus packing costs.

Potassium — (English, *potash* — pot ashes; L. *kalium*, Arab. *qali*, alkali), K; at. wt. 39.0983(1); at. no. 19; m.p. 63.38°C; b.p. 759°C; sp. gr. 0.862 (20°C); valence 1. Discovered in 1807 by Davy, who obtained it from caustic potash (KOH); this was the first metal isolated by electrolysis. The metal is the seventh most abundant and makes up about 2.4% by weight of the earth's crust. Most potassium minerals are insoluble and the metal is obtained from them only with great difficulty. Certain minerals, however, such as *sylvite*, *carnallite*, *langbeinite*, and *polyhalite* are found in ancient lake and sea beds and form rather extensive deposits from which potassium and its salts can readily be obtained. Potash is mined in Germany, New Mexico, California, Utah, and elsewhere. Large deposits of potash, found at a depth of some 1000 m in Saskatchewan, promise to be important in coming years. Potassium is also found in the ocean, but is present only in relatively small amounts, compared to sodium. The greatest demand for potash has been in its use for fertilizers. Potassium is an essential constituent for plant growth and it is found in most soils. Potassium is never found free in nature, but is obtained by electrolysis of the hydroxide, much in the same manner as prepared by Davy. Thermal methods also are commonly used to produce potassium (such as by reduction of potassium compounds with CaC_2 , C, Si, or Na). It is one of the most reactive and electropositive of metals. Except for lithium, it is the lightest known metal. It is soft, easily cut with a knife, and is silvery in appearance immediately after a fresh surface is exposed. It rapidly oxidizes in air and should be preserved in a mineral oil. As with other metals of the alkali group, it decomposes in water with the evolution of hydrogen. It catches fire spontaneously on water. Potassium and its salts impart a violet color to flames. Twenty one isotopes, one of which is an isomer, of potassium are known. Ordinary potassium is composed of three isotopes, one of which is ^{40}K (0.0117%), a radioactive isotope with a half-life of 1.26×10^9 years. The radioactivity presents no appreciable hazard. An alloy of sodium and potassium (NaK) is used as a heat-transfer medium. Many potassium salts are of utmost importance, including the hydroxide, nitrate, carbonate, chloride, chlorate, bromide, iodide, cyanide, sulfate, chromate, and dichromate. Metallic potassium is available commercially for about \$1200/kg (98% purity) or \$75/g (99.95% purity).

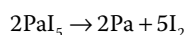
Praseodymium — (Gr. *praios*, green, and *didymos*, twin), Pr; at. wt. 140.90765(2); at. no. 59; m.p. 931°C; b.p. 3520°C; sp. gr. 6.773; valence 3. In 1841 Mosander extracted the rare earth *didymia* from *lanthana*; in 1879, Lecoq de Boisbaudran isolated a new earth, *samarium*, from didymia obtained from the mineral *samaraskite*. Six years later, in 1885, von Welsbach separated didymia into two others, *praseodymia* and *neodymia*, which gave salts of different colors. As with other rare earths, compounds of these elements in solution have distinctive sharp spectral absorption bands or lines, some of which are only a few Angstroms wide. The element occurs along with other rare-earth elements in a variety of minerals. *Monazite* and *bastnasite* are the two principal commercial sources of the rare-earth metals. Ion-exchange and solvent extraction techniques have led to much easier isolation of the rare earths and the cost has dropped greatly. Thirty-seven isotopes and isomers are now recognized. Praseodymium can be prepared by several methods, such as by calcium reduction of the anhydrous chloride or fluoride. Misch metal, used in making cigarette lighters, contains about 5% praseodymium metal. Praseodymium is soft, silvery, malleable, and ductile. It was

prepared in relatively pure form in 1931. It is somewhat more resistant to corrosion in air than europium, lanthanum, cerium, or neodymium, but it does develop a green oxide coating that splits off when exposed to air. As with other rare-earth metals it should be kept under a light mineral oil or sealed in plastic. The rare-earth oxides, including Pr_2O_3 , are among the most refractory substances known. Along with other rare earths, it is widely used as a core material for carbon arcs used by the motion picture industry for studio lighting and projection. Salts of praseodymium are used to color glasses and enamels; when mixed with certain other materials, praseodymium produces an intense and unusually clean yellow color in glass. Didymium glass, of which praseodymium is a component, is a colorant for welder's goggles. The metal (99.9% pure) is priced at about \$4/g.

Promethium — (*Prometheus*, who, according to mythology, stole fire from heaven), Pm; at. no. 61; at. wt. (145); m.p. 1042°C; b.p. 3000°C (est.); sp. gr. 7.264 (25°C); valence 3. In 1902 Branner predicted the existence of an element between neodymium and samarium, and this was confirmed by Moseley in 1914. Unsuccessful searches were made for this predicted element over two decades, and various investigators proposed the names "illinium," "florentium," and "cyclonium" for this element. In 1941, workers at Ohio State University irradiated neodymium and praseodymium with neutrons, deuterons, and alpha particles, resp., and produced several new radioactivities, which most likely were those of element 61. Wu and Segre, and Bethe, in 1942, confirmed the formation; however, chemical proof of the production of element 61 was lacking because of the difficulty in separating the rare earths from each other at that time. In 1945, Marinsky, Glendenin, and Coryell made the first chemical identification by use of ion-exchange chromatography. Their work was done by fission of uranium and by neutron bombardment of neodymium. These investigators named the newly discovered element. Searches for the element on earth have been fruitless, and it now appears that promethium is completely missing from the earth's crust. Promethium, however, has been reported to be in the spectrum of the star HR⁴⁶⁵ in Andromeda. This element is being formed recently near the star's surface, for no known isotope of promethium has a half-life longer than 17.7 years. Thirty five isotopes and isomers of promethium, with atomic masses from 130 to 158 are now known. Promethium-145, with a half-life of 17.7 years, is the most useful. Promethium-145 has a specific activity of 940 Ci/g. It is a soft beta emitter; although no gamma rays are emitted, X-radiation can be generated when beta particles impinge on elements of a high atomic number, and great care must be taken in handling it. Promethium salts luminesce in the dark with a pale blue or greenish glow, due to their high radioactivity. Ion-exchange methods led to the preparation of about 10 g of promethium from atomic reactor fuel processing wastes in early 1963. Little is yet generally known about the properties of metallic promethium. Two allotropic modifications exist. The element has applications as a beta source for thickness gages, and it can be absorbed by a phosphor to produce light. Light produced in this manner can be used for signs or signals that require dependable operation; it can be used as a nuclear-powered battery by capturing light in photocells which convert it into electric current. Such a battery, using ^{147}Pm , would have a useful life of about 5 years. It is being used for fluorescent lighting starters and coatings for self-luminous watch dials. Promethium shows promise

as a portable X-ray source, and it may become useful as a heat source to provide auxiliary power for space probes and satellites. More than 30 promethium compounds have been prepared. Most are colored.

Protactinium — (Gr. *protos*, first), Pa; at. wt. 231.03588(2); at. no. 91; m.p. 1572°C; sp. gr. 15.37 (calc.); valence 4 or 5. The first isotope of element 91 to be discovered was ^{234}Pa , also known as UX_2 , a short-lived member of the naturally occurring ^{238}U decay series. It was identified by K. Fajans and O. H. Gohring in 1913 and they named the new element *brevium*. When the longer-lived isotope ^{231}Pa was identified by Hahn and Meitner in 1918, the name protoactinium was adopted as being more consistent with the characteristics of the most abundant isotope. Soddy, Cranson, and Fleck were also active in this work. The name *protoactinium* was shortened to *protactinium* in 1949. In 1927, Grosse prepared 2 mg of a white powder, which was shown to be Pa_2O_5 . Later, in 1934, from 0.1 g of pure Pa_2O_5 , he isolated the element by two methods, one of which was by converting the oxide to an iodide and “cracking” it in a high vacuum by an electrically heated filament by the reaction



Protactinium has a bright metallic luster which it retains for some time in air. The element occurs in *pitchblende* to the extent of about 1 part ^{231}Pa to 10 million of ore. Ores from Congo-Kinshasa have about 3 ppm. Protactinium has twenty-eight isotopes and isomers, the most common of which is ^{231}Pa with a half-life of 32,500 years. A number of protactinium compounds are known, some of which are colored. The element is superconductive below 1.4 K. The element is a dangerous toxic material and requires precautions similar to those used when handling plutonium. In 1959 and 1961, it was announced that the Great Britain Atomic Energy Authority extracted by a 12-stage process 125 g of 99.9% protactinium, the world's only stock of the metal for many years to come. The extraction was made from 60 tons of waste material at a cost of about \$500,000. Protactinium is one of the rarest and most expensive naturally occurring elements.

Radium — (L. *radius*, ray), Ra; at. wt. (226); at. no. 88; m.p. 700°C; sp. gr. 5; valence 2. Radium was discovered in 1898 by M. and Mme. Curie in the *pitchblende* or *uraninite* of North Bohemia (Czech Republic), where it occurs. There is about 1 g of radium in 7 tons of pitchblende. The element was isolated in 1911 by Mme. Curie and Debierne by the electrolysis of a solution of pure radium chloride, employing a mercury cathode; on distillation in an atmosphere of hydrogen this amalgam yielded the pure metal. Originally, radium was obtained from the rich pitchblende ore found at Joachimsthal, Bohemia. The *carnotite* sands of Colorado furnish some radium, but richer ores are found in the Republic of Congo-Kinshasa and the Great Bear Lake region of Canada. Radium is present in all uranium minerals, and could be extracted, if desired, from the extensive wastes of uranium processing. Large uranium deposits are located in Ontario, New Mexico, Utah, Australia, and elsewhere. Radium is obtained commercially as the bromide or chloride; it is doubtful if any appreciable stock of the isolated element now exists. The pure metal is brilliant white when freshly prepared, but blackens on exposure to air, probably due to formation of the nitride. It exhibits luminescence, as do its salts; it decomposes in water and is somewhat more volatile than barium. It is a member of the alkaline-earth group

of metals. Radium imparts a carmine red color to a flame. Radium emits alpha, beta, and gamma rays and when mixed with beryllium produce neutrons. One gram of ^{226}Ra undergoes 3.7×10^{10} disintegrations per s. The *curie* (Ci) is defined as that amount of radioactivity which has the same disintegration rate as 1 g of ^{226}Ra . Thirty-six isotopes are now known; radium 226, the common isotope, has a half-life of 1599 years. One gram of radium produces about 0.0001 mL (stp) of emanation, or radon gas, per day. This is pumped from the radium and sealed in minute tubes, which are used in the treatment of cancer and other diseases. One gram of radium yields about 4186 kJ per year. Radium is used in producing self-luminous paints, neutron sources, and in medicine for the treatment of cancer. Some of the more recently discovered radioisotopes, such as ^{60}Co , are now being used in place of radium. Some of these sources are much more powerful, and others are safer to use. Radium loses about 1% of its activity in 25 years, being transformed into elements of lower atomic weight. Lead is a final product of disintegration. Stored radium should be ventilated to prevent build-up of radon. Inhalation, injection, or body exposure to radium can cause cancer and other body disorders. The maximum permissible burden in the total body for ^{226}Ra is 7400 becquerel.

Radon — (from *radium*; called *niton* at first, L. *nitens*, shining), Rn; at. wt. (222); at. no. 86; m.p. -71°C ; b.p. -61.7°C ; t_c 104°C ; density of gas 9.73 g/l; sp. gr. liquid 4.4 at -62°C , solid 4; valence usually 0. The element was discovered in 1900 by Dorn, who called it *radium emanation*. In 1908 Ramsay and Gray, who named it *niton*, isolated the element and determined its density, finding it to be the heaviest known gas. It is essentially inert and occupies the last place in the zero group of gases in the Periodic Table. Since 1923, it has been called radon. Thirty-seven isotopes and isomers are known. Radon-222, coming from radium, has a half-life of 3.823 days and is an alpha emitter; Radon-220, emanating naturally from thorium and called *thoron*, has a half-life of 55.6 s and is also an alpha emitter. Radon-219 emanates from actinium and is called *actinon*. It has a half-life of 3.9 s and is also an alpha emitter. It is estimated that every square mile of soil to a depth of 6 inches contains about 1 g of radium, which releases radon in tiny amounts to the atmosphere. Radon is present in some spring waters, such as those at Hot Springs, Arkansas. On the average, one part of radon is present to 1×10^{21} part of air. At ordinary temperatures radon is a colorless gas; when cooled below the freezing point, radon exhibits a brilliant phosphorescence which becomes yellow as the temperature is lowered and orange-red at the temperature of liquid air. It has been reported that fluorine reacts with radon, forming radon fluoride. Radon clathrates have also been reported. Radon is still produced for therapeutic use by a few hospitals by pumping it from a radium source and sealing it in minute tubes, called seeds or needles, for application to patients. This practice has now been largely discontinued as hospitals can order the seeds directly from suppliers, who make up the seeds with the desired activity for the day of use. Care must be taken in handling radon, as with other radioactive materials. The main hazard is from inhalation of the element and its solid daughters, which are collected on dust in the air. Good ventilation should be provided where radium, thorium, or actinium is stored to prevent build-up of this element. Radon build-up is a health consideration in uranium mines. Recently radon build-up in homes has been a concern. Many deaths from lung cancer are caused by radon exposure. In the U.S. it is

recommended that remedial action be taken if the air from radon in homes exceeds 4 pCi/L.

Rhenium — (L. *Rhenus*, Rhine), Re; at. wt. 186.207(1); at. no. 75; m.p. 3186°C; b.p. 5596°C; sp. gr. 21.02 (20°C); valence -1, +1, 2, 3, 4, 5, 6, 7. Discovery of rhenium is generally attributed to Noddack, Tacke, and Berg, who announced in 1925 they had detected the element in platinum ores and *columbite*. They also found the element in *gadolinite* and *molybdenite*. By working up 660 kg of molybdenite they were able in 1928 to extract 1 g of rhenium. The price in 1928 was \$10,000/g. Rhenium does not occur free in nature or as a compound in a distinct mineral species. It is, however, widely spread throughout the earth's crust to the extent of about 0.001 ppm. Commercial rhenium in the U.S. today is obtained from molybdenite roaster-flue dusts obtained from copper-sulfide ores mined in the vicinity of Miami, Arizona, and elsewhere in Arizona and Utah. Some molybdenites contain from 0.002 to 0.2% rhenium. It is estimated that in 1999 about 16,000 kg of rhenium was being produced. The total estimated world reserves of rhenium is 11,000,000 kg. Natural rhenium is a mixture of two isotopes, one of which has a very long half-life. Thirty nine other unstable isotopes are recognized. Rhenium metal is prepared by reducing ammonium perrhenate with hydrogen at elevated temperatures. The element is silvery white with a metallic luster; its density is exceeded only by that of platinum, iridium, and osmium, and its melting point is exceeded only by that of tungsten and carbon. It has other useful properties. The usual commercial form of the element is a powder, but it can be consolidated by pressing and resistance-sintering in a vacuum or hydrogen atmosphere. This produces a compact shape in excess of 90% of the density of the metal. Annealed rhenium is very ductile, and can be bent, coiled, or rolled. Rhenium is used as an additive to tungsten and molybdenum-based alloys to impart useful properties. It is widely used for filaments for mass spectrographs and ion gages. Rhenium-molybdenum alloys are superconductive at 10 K. Rhenium is also used as an electrical contact material as it has good wear resistance and withstands arc corrosion. Thermocouples made of Re-W are used for measuring temperatures up to 2200°C, and rhenium wire has been used in photoflash lamps for photography. Rhenium catalysts are exceptionally resistant to poisoning from nitrogen, sulfur, and phosphorus, and are used for hydrogenation of fine chemicals, hydrocracking, reforming, and disproportionation of olefins. Rhenium has recently become especially important as a catalyst for petroleum refining and in making super-alloys for jet engines. Rhenium costs about \$16/g (99.99% pure). Little is known of its toxicity; therefore, it should be handled with care until more data are available.

Rhodium — (Gr. *rhodon*, rose), Rh; at. wt. 102.90550(3); at. no. 45; m.p. 1964°C; b.p. 3695°C; sp. gr. 12.41 (20°C); valence 2, 3, 4, 5, and 6. Wollaston discovered rhodium in 1803-4 in crude platinum ore he presumably obtained from South America. Rhodium occurs native with other platinum metals in river sands of the Urals and in North and South America. It is also found with other platinum metals in the copper-nickel sulfide ores of the Sudbury, Ontario region. Although the quantity occurring here is very small, the large tonnages of nickel processed make the recovery commercially feasible. The annual world production of rhodium in 1999 was only about 9000 kg. The metal is silvery white and at red heat slowly changes in air to the sesquioxide. At higher temperatures it converts back to the element. Rhodium has a higher melting point

and lower density than platinum. Its major use is as an alloying agent to harden platinum and palladium. Such alloys are used for furnace windings, thermocouple elements, bushings for glass fiber production, electrodes for aircraft spark plugs, and laboratory crucibles. It is useful as an electrical contact material as it has a low electrical resistance, a low and stable contact resistance, and is highly resistant to corrosion. Plated rhodium, produced by electroplating or evaporation, is exceptionally hard and is used for optical instruments. It has a high reflectance and is hard and durable. Rhodium is also used for jewelry, for decoration, and as a catalyst. Fifty-two isotopes and isomers are now known. Rhodium metal (powder) costs about \$180/g (99.9%).

Roentgenium — (Wilhelm Roentgen, discoverer of x-rays), Rg. On December 20, 1994, scientists at GSI Darmstadt, Germany announced they had detected three atoms of a new element with 111 protons and 161 neutrons. This element was made by bombarding ^{83}Bi with ^{28}Ni . Signals of Element 111 appeared for less than 0.002 s, then decayed into lighter elements including Element $^{268}109$ and Element $^{264}107$. These isotopes had not previously been observed. In 2004 IUPAC approved the name roentgenium for Element 111. Roentgenium is expected to have properties similar to gold.

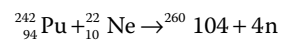
Rubidium — (L. *rubidus*, deepest red), Rb; at. wt. 85.4678(3); at. no. 37; m.p. 39.31°C; b.p. 688°C; sp. gr. (solid) 1.532 (20°C), (liquid) 1.475 (39°C); valence 1, 2, 3, 4. Discovered in 1861 by Bunsen and Kirchhoff in the mineral *lepidolite* by use of the spectroscope. The element is much more abundant than was thought several years ago. It is now considered to be the 16th most abundant element in the earth's crust. Rubidium occurs in *pollucite*, *carnallite*, *leucite*, and *zinnwaldite*, which contains traces up to 1%, in the form of the oxide. It is found in lepidolite to the extent of about 1.5%, and is recovered commercially from this source. Potassium minerals, such as those found at Searles Lake, California, and potassium chloride recovered from brines in Michigan also contain the element and are commercial sources. It is also found along with cesium in the extensive deposits of *pollucite* at Bernic Lake, Manitoba. Rubidium can be liquid at room temperature. It is a soft, silvery-white metallic element of the alkali group and is the second most electropositive and alkaline element. It ignites spontaneously in air and reacts violently in water, setting fire to the liberated hydrogen. As with other alkali metals, it forms amalgams with mercury and it alloys with gold, cesium, sodium, and potassium. It colors a flame yellowish violet. Rubidium metal can be prepared by reducing rubidium chloride with calcium, and by a number of other methods. It must be kept under a dry mineral oil or in a vacuum or inert atmosphere. Thirty five isotopes and isomers of rubidium are known. Naturally occurring rubidium is made of two isotopes, ^{85}Rb and ^{87}Rb . Rubidium-87 is present to the extent of 27.83% in natural rubidium and is a beta emitter with a half-life of 4.9×10^{10} years. Ordinary rubidium is sufficiently radioactive to expose a photographic film in about 30 to 60 days. Rubidium forms four oxides: Rb_2O , Rb_2O_2 , Rb_2O_3 , Rb_2O_4 . Because rubidium can be easily ionized, it has been considered for use in "ion engines" for space vehicles; however, cesium is somewhat more efficient for this purpose. It is also proposed for use as a working fluid for vapor turbines and for use in a thermoelectric generator using the magnetohydrodynamic principle where rubidium ions are formed by heat at high temperature and passed through a magnetic field. These conduct electric-

ity and act like an armature of a generator thereby generating an electric current. Rubidium is used as a getter in vacuum tubes and as a photocell component. It has been used in making special glasses. RbAg_4I_5 is important, as it has the highest room-temperature conductivity of any known ionic crystal. At 20°C its conductivity is about the same as dilute sulfuric acid. This suggests use in thin film batteries and other applications. The present cost in small quantities is about \$50/g (99.8% pure).

Ruthenium — (L. *Ruthenia*, Russia), Ru; at. wt. 101.07(2); at. no. 44, m.p. 2334°C; b.p. 4150°C; sp. gr. 12.41 (20°C); valence 0, 1, 2, 3, 4, 5, 6, 7, 8. Berzelius and Osann in 1827 examined the residues left after dissolving crude platinum from the Ural mountains in *aqua regia*. While Berzelius found no unusual metals, Osann thought he found three new metals, one of which he named ruthenium. In 1844 Klaus, generally recognized as the discoverer, showed that Osann's ruthenium oxide was very impure and that it contained a new metal. Klaus obtained 6 g of ruthenium from the portion of crude platinum that is insoluble in *aqua regia*. A member of the platinum group, ruthenium occurs native with other members of the group in ores found in the Ural mountains and in North and South America. It is also found along with other platinum metals in small but commercial quantities in *pentlandite* of the Sudbury, Ontario, nickel-mining region, and in *pyroxinite* deposits of South Africa. Natural ruthenium contains seven isotopes. Twenty-eight other isotopes and isomers are known, all of which are radioactive. The metal is isolated commercially by a complex chemical process, the final stage of which is the hydrogen reduction of ammonium ruthenium chloride, which yields a powder. The powder is consolidated by powder metallurgy techniques or by argon-arc welding. Ruthenium is a hard, white metal and has four crystal modifications. It does not tarnish at room temperatures, but oxidizes in air at about 800°C. The metal is not attacked by hot or cold acids or *aqua regia*, but when potassium chlorate is added to the solution, it oxidizes explosively. It is attacked by halogens, hydroxides, etc. Ruthenium can be plated by electrodeposition or by thermal decomposition methods. The metal is one of the most effective hardeners for platinum and palladium, and is alloyed with these metals to make electrical contacts for severe wear resistance. A ruthenium-molybdenum alloy is said to be superconductive at 10.6 K. The corrosion resistance of titanium is improved a hundredfold by addition of 0.1% ruthenium. It is a versatile catalyst. Hydrogen sulfide can be split catalytically by light using an aqueous suspension of CdS particles loaded with ruthenium dioxide. It is thought this may have application to removal of H_2S in oil refining and other industrial processes. Compounds in at least eight oxidation states have been found, but of these, the +2, +3, and +4 states are the most common. Ruthenium tetroxide, like osmium tetroxide, is highly toxic. In addition, it may explode. Ruthenium compounds show a marked resemblance to those of osmium. The metal is priced at about \$25/g (99.95% pure).

Rutherfordium — (Ernest Rutherford [1871–1937], New Zealand, Canadian, and British physicist); Rf; at. wt. [261]; at. no. 104. In 1964, workers of the Joint Nuclear Research Institute at Dubna (Russia) bombarded plutonium with accelerated 113 to 115 MeV neon ions. By measuring fission tracks in a special glass with a microscope, they detected an isotope that decays by spontaneous fission. They suggested that this isotope,

which has a half-life of 0.3 ± 0.1 s, might be $^{260}\text{104}$, produced by the following reaction:



Element 104, the first *transactinide* element, is expected to have chemical properties similar to those of hafnium. It would, for example, form a relatively volatile compound with chlorine (a tetrachloride). The Soviet scientists have performed experiments aimed at chemical identification, and have attempted to show that the 0.3-s activity is more volatile than that of the relatively nonvolatile actinide trichlorides. This experiment does not fulfill the test of chemically separating the new element from all others, but it provides important evidence for evaluation. New data, reportedly issued by Soviet scientists, have reduced the half-life of the isotope they worked with from 0.3 to 0.15 s. The Dubna scientists suggest the name *kurchatovium* and symbol *Ku* for Element 104, in honor of Igor Vasilevich Kurchatov (1903–1960), late Head of Soviet Nuclear Research. The Dubna Group also has proposed the name *dubnium* for Element 104. In 1969, Ghiorso, Nurmia, Harris, K. A. Y. Eskola, and P. L. Eskola of the University of California at Berkeley reported they had positively identified two, and possibly three, isotopes of Element 104. The group also indicated that after repeated attempts so far they have been unable to produce isotope $^{260}\text{104}$ reported by the Dubna groups in 1964. The discoveries at Berkeley were made by bombarding a target of ^{249}Cf with ^{12}C nuclei of 71 MeV, and ^{13}C nuclei of 69 MeV. The combination of ^{12}C with ^{249}Cf followed by instant emission of four neutrons produced Element $^{257}\text{104}$. This isotope has a half-life of 4 to 5 s, decaying by emitting an alpha particle into ^{253}No , with a half-life of 105 s. The same reaction, except with the emission of three neutrons, was thought to have produced $^{258}\text{104}$ with a half-life of about 1/100 s. Element $^{259}\text{104}$ is formed by the merging of a ^{13}C nuclei with ^{249}Cf , followed by emission of three neutrons. This isotope has a half-life of 3 to 4 s, and decays by emitting an alpha particle into ^{255}No , which has a half-life of 185 s. Thousands of atoms of $^{257}\text{104}$ and $^{259}\text{104}$ have been detected. The Berkeley group believe their identification of $^{258}\text{104}$ was correct. Eleven isotopes of Element 104 have now been identified. The Berkeley group proposed for the new element the name *rutherfordium* (symbol Rf), in honor of Ernest Rutherford. This name was formally adapted by IUPAC in August 1997.

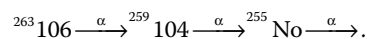
Samarium — (*Samarskite*, a mineral), Sm; at. wt. 150.36(3); at. no. 62; m.p. 1074°C; b.p. 1794°C; sp. gr. (α) 7.520 (25°C); valence 2 or 3. Discovered spectroscopically by its sharp absorption lines in 1879 by Lecoq de Boisbaudran in the mineral *samarskite*, named in honor of a Russian mine official, Col. Samarski. Samarium is found along with other members of the rare-earth elements in many minerals, including *monazite* and *bastnasite*, which are commercial sources. The largest producer of rare earth minerals is now China, followed by the U.S., India, and Russia. It occurs in monazite to the extent of 2.8%. While *misch metal* containing about 1% of samarium metal, has long been used, samarium has not been isolated in relatively pure form until recent years. Ion-exchange and solvent extraction techniques have recently simplified separation of the rare earths from one another; more recently, electrochemical deposition, using an electrolytic solution of lithium citrate and a mercury electrode, is said to be a simple, fast, and highly specific way to separate the rare earths. Samarium metal can be produced by reducing the oxide with barium or

lanthanum. Samarium has a bright silver luster and is reasonably stable in air. Three crystal modifications of the metal exist, with transformations at 734 and 922°C. The metal ignites in air at about 150°C. Thirty-three isotopes and isomers of samarium are now recognized. Natural samarium is a mixture of seven isotopes, three of which are unstable but have long half-lives. Samarium, along with other rare earths, is used for carbon-arc lighting for the motion picture industry. The sulfide has excellent high-temperature stability and good thermoelectric efficiencies up to 1100°C. SmCo_5 has been used in making a new permanent magnet material with the highest resistance to demagnetization of any known material. It is said to have an intrinsic coercive force as high as 2200 kA/m. Samarium oxide has been used in optical glass to absorb the infrared. Samarium is used to dope calcium fluoride crystals for use in optical masers or lasers. Compounds of the metal act as sensitizers for phosphors excited in the infrared; the oxide exhibits catalytic properties in the dehydration and dehydrogenation of ethyl alcohol. It is used in infrared absorbing glass and as a neutron absorber in nuclear reactors. The metal is priced at about \$3.50/g (99.9%). Little is known of the toxicity of samarium; therefore, it should be handled carefully.

Scandium — (L. *Scandia*, Scandinavia), Sc; at. wt. 44.955910(8); at. no. 21; m.p. 1541°C; b.p. 2836°C; sp. gr. 2.989 (25°C); valence 3. On the basis of the Periodic System, Mendeleev predicted the existence of *ekaboron*, which would have an atomic weight between 40 of calcium and 48 of titanium. The element was discovered by Nilson in 1878 in the minerals *euxenite* and *gadolinite*, which had not yet been found anywhere except in Scandinavia. By processing 10 kg of euxenite and other residues of rare-earth minerals, Nilson was able to prepare about 2 g of scandium oxide of high purity. Cleve later pointed out that Nilson's scandium was identical with Mendeleev's ekaboron. Scandium is apparently a much more abundant element in the sun and certain stars than here on earth. It is about the 23rd most abundant element in the sun, compared to the 50th most abundant on earth. It is widely distributed on earth, occurring in very minute quantities in over 800 mineral species. The blue color of beryl (aquamarine variety) is said to be due to scandium. It occurs as a principal component in the rare mineral *thortveitite*, found in Scandinavia and Malagasy. It is also found in the residues remaining after the extraction of tungsten from Zinnwald *wolframite*, and in *wiikite* and *bazzite*. Most scandium is presently being recovered from *thortveitite* or is extracted as a by-product from uranium mill tailings. Metallic scandium was first prepared in 1937 by Fischer, Brunger, and Grieneisen, who electrolyzed a eutectic melt of potassium, lithium, and scandium chlorides at 700 to 800°C. Tungsten wire and a pool of molten zinc served as the electrodes in a graphite crucible. Pure scandium is now produced by reducing scandium fluoride with calcium metal. The production of the first pound of 99% pure scandium metal was announced in 1960. Scandium is a silver-white metal which develops a slightly yellowish or pinkish cast upon exposure to air. It is relatively soft, and resembles yttrium and the rare-earth metals more than it resembles aluminum or titanium. It is a very light metal and has a much higher melting point than aluminum, making it of interest to designers of spacecraft. Scandium is not attacked by a 1:1 mixture of conc. HNO_3 and 48% HF. Scandium reacts rapidly with many acids. Twenty-three isotopes and isomers of scandium are recognized. The metal is expensive, costing about \$200/g with a purity of about 99.9%. About 20 kg of scandium (as Sc_2O_3) are now being used

yearly in the U.S. to produce high-intensity lights, and the radioactive isotope ^{46}Sc is used as a tracing agent in refinery crackers for crude oil, etc. Scandium iodide added to mercury vapor lamps produces a highly efficient light source resembling sunlight, which is important for indoor or night-time color TV. Little is yet known about the toxicity of scandium; therefore, it should be handled with care.

Seaborgium — (Glenn T. Seaborg [1912–1999], American chemist and nuclear physicist). Sg; at. wt. [263]; at no. 106. The discovery of *Seaborgium*, Element 106, took place in 1974 almost simultaneously at the Lawrence-Berkeley Laboratory and at the Joint Institute for Nuclear Research at Dubna, Russia. The Berkeley Group, under direction of Ghiorso, used the Super-Heavy Ion Linear Accelerator (Super HILAC) as a source of heavy ^{18}O ions to bombard a 259- μg target of ^{249}Cf . This resulted in the production and positive identification of $^{263}106$, which decayed with a half-life of 0.9 ± 0.2 s by the emission of alpha particles as follows:



The Dubna Team, directed by Flerov and Organessian, produced heavy ions of ^{54}Cr with their 310-cm heavy-ion cyclotron to bombard ^{207}Pb and ^{208}Pb and found a product that decayed with a half-life of 7 ms. They assigned $^{259}106$ to this isotope. It is now thought seven isotopes of *Seaborgium* have been identified. Two of the isotopes are believed to have half-lives of about 30 s. *Seaborgium* most likely would have properties resembling tungsten. The IUPAC adopted the name *Seaborgium* in August 1997. Normally the naming of an element is not given until after the death of the person for which the element is named; however, in this case, it was named while Dr. Seaborg was still alive.

Selenium — (Gr. *Selene*, moon), Se; at. wt. 78.96(3); at. no. 34; m.p. (gray) 221°C; b.p. (gray) 685°C; sp. gr. (gray) 4.79, (vitreous) 4.28; valence -2, +4, or +6. Discovered by Berzelius in 1817, who found it associated with tellurium, named for the earth. Selenium is found in a few rare minerals, such as *crooksite* and *clausthalite*. In years past it has been obtained from flue dusts remaining from processing copper sulfide ores, but the anode muds from electrolytic copper refineries now provide the source of most of the world's selenium. Selenium is recovered by roasting the muds with soda or sulfuric acid, or by smelting them with soda and niter. Selenium exists in several allotropic forms. Three are generally recognized, but as many as six have been claimed. Selenium can be prepared with either an amorphous or crystalline structure. The color of amorphous selenium is either red, in powder form, or black, in vitreous form. Crystalline monoclinic selenium is a deep red; crystalline hexagonal selenium, the most stable variety, is a metallic gray. Natural selenium contains six stable isotopes. Twenty-nine other isotopes and isomers have been characterized. The element is a member of the sulfur family and resembles sulfur both in its various forms and in its compounds. Selenium exhibits both photovoltaic action, where light is converted directly into electricity, and photoconductive action, where the electrical resistance decreases with increased illumination. These properties make selenium useful in the production of photocells and exposure meters for photographic use, as well as solar cells. Selenium is also able to convert a.c. electricity to d.c., and is extensively used in rectifiers. Below its melting point selenium is a p-type semiconductor and is finding many

uses in electronic and solid-state applications. It is used in Xerography for reproducing and copying documents, letters, etc., but recently its use in this application has been decreasing in favor of certain organic compounds. It is used by the glass industry to decolorize glass and to make ruby-colored glasses and enamels. It is also used as a photographic toner, and as an additive to stainless steel. Elemental selenium has been said to be practically nontoxic and is considered to be an essential trace element; however, hydrogen selenide and other selenium compounds are extremely toxic, and resemble arsenic in their physiological reactions. Hydrogen selenide in a concentration of 1.5 ppm is intolerable to man. Selenium occurs in some soils in amounts sufficient to produce serious effects on animals feeding on plants, such as locoweed, grown in such soils. Selenium (99.5%) is priced at about \$250/kg. It is also available in high-purity form at a cost of about \$350/kg (99.999%).

Silicon — (L. *silex, silicis*, flint), Si; at. wt. 28.0855(3); at. no. 14; m.p. 1414°C; b.p. 3265°C; sp. gr. 2.33 (25°C); valence 4. Davy in 1800 thought silica to be a compound and not an element; later in 1811, Gay Lussac and Thenard probably prepared impure amorphous silicon by heating potassium with silicon tetrafluoride. Berzelius, generally credited with the discovery, in 1824 succeeded in preparing amorphous silicon by the same general method as used earlier, but he purified the product by removing the fluosilicates by repeated washings. Deville in 1854 first prepared crystalline silicon, the second allotropic form of the element. Silicon is present in the sun and stars and is a principal component of a class of meteorites known as "aerolites." It is also a component of *tektites*, a natural glass of uncertain origin. Natural silicon contains three isotopes. Twenty-four other radioactive isotopes are recognized. Silicon makes up 25.7% of the earth's crust, by weight, and is the second most abundant element, being exceeded only by oxygen. Silicon is not found free in nature, but occurs chiefly as the oxide and as silicates. *Sand, quartz, rock crystal, amethyst, agate, flint, jasper*, and *opal* are some of the forms in which the oxide appears. *Granite, hornblende, asbestos, feldspar, clay mica*, etc. are but a few of the numerous silicate minerals. Silicon is prepared commercially by heating silica and carbon in an electric furnace, using carbon electrodes. Several other methods can be used for preparing the element. Amorphous silicon can be prepared as a brown powder, which can be easily melted or vaporized. Crystalline silicon has a metallic luster and grayish color. The Czochralski process is commonly used to produce single crystals of silicon used for solid-state or semiconductor devices. Hyperpure silicon can be prepared by the thermal decomposition of ultra-pure trichlorosilane in a hydrogen atmosphere, and by a vacuum float zone process. This product can be doped with boron, gallium, phosphorus, or arsenic to produce silicon for use in transistors, solar cells, rectifiers, and other solid-state devices which are used extensively in the electronics and space-age industries. Hydrogenated amorphous silicon has shown promise in producing economical cells for converting solar energy into electricity. Silicon is a relatively inert element, but it is attacked by halogens and dilute alkali. Most acids except hydrofluoric, do not affect it. Silicones are important products of silicon. They may be prepared by hydrolyzing a silicon organic chloride, such as dimethyl silicon chloride. Hydrolysis and condensation of various substituted chlorosilanes can be used to produce a very great number of polymeric products, or silicones, ranging from liquids to hard, glasslike solids with many useful properties. Elemental silicon

transmits more than 95% of all wavelengths of infrared, from 1.3 to 6.7 μm . Silicon is one of man's most useful elements. In the form of sand and clay it is used to make concrete and brick; it is a useful refractory material for high-temperature work, and in the form of silicates it is used in making enamels, pottery, etc. Silica, as sand, is a principal ingredient of glass, one of the most inexpensive of materials with excellent mechanical, optical, thermal, and electrical properties. Glass can be made in a very great variety of shapes, and is used as containers, window glass, insulators, and thousands of other uses. Silicon tetrachloride can be used to iridize glass. Silicon is important in plant and animal life. Diatoms in both fresh and salt water extract silica from the water to build up their cell walls. Silica is present in ashes of plants and in the human skeleton. Silicon is an important ingredient in steel; silicon carbide is one of the most important abrasives and has been used in lasers to produce coherent light of 4560 Å. A remarkable material, first discovered in 1930, is *Aerogel*, developed and now used by NASA in their *Stardust* mission, which is expected to encounter Comet Wild 2 in 2004, returning cometary and interplanet dust to Earth in 2006. *Aerogel* is a highly insulative material that has the lowest density of any known solid. One form of *Aerogel* is 99.9% air and 0.1% SiO_2 , by volume. It is 1000 times less dense than glass. It has been called "blue smoke" or "solid smoke." A block of *Aerogel* as large as a person may weigh less than a pound and yet support the weight of 1000 lbs (455 kg). This material is expected to trap cometary particles traveling at speeds of 32 km/sec. *Aerogel* is said to be non-toxic and non-inflammable. It has high thermal insulating qualities that could be used in home insulation. Its light weight may have aircraft applications. Regular grade silicon (99.5%) costs about \$160/kg. Silicon (99.9999%) pure costs about \$200/kg; hyperpure silicon is available at a higher cost. Miners, stonecutters, and other engaged in work where siliceous dust is breathed in large quantities often develop a serious lung disease known as *silicosis*.

Silver — (Anglo-Saxon, *Seolfor siolfur*), Ag (L. *argentum*), at. wt. 107.8682(2); at. no. 47; m.p. 961.78°C; b.p. 2162°C; sp. gr. 10.50 (20°C); valence 1, 2. Silver has been known since ancient times. It is mentioned in Genesis. Slag dumps in Asia Minor and on islands in the Aegean Sea indicate that man learned to separate silver from lead as early as 3000 B.C. Silver occurs native and in ores such as *argentite* (Ag_2S) and *horn silver* (AgCl); lead, lead-zinc, copper, gold, and copper-nickel ores are principal sources. Mexico, Canada, Peru, and the U.S. are the principal silver producers in the western hemisphere. Silver is also recovered during electrolytic refining of copper. Commercial fine silver contains at least 99.9% silver. Purities of 99.999+% are available commercially. Pure silver has a brilliant white metallic luster. It is a little harder than gold and is very ductile and malleable, being exceeded only by gold and perhaps palladium. Pure silver has the highest electrical and thermal conductivity of all metals, and possesses the lowest contact resistance. It is stable in pure air and water, but tarnishes when exposed to ozone, hydrogen sulfide, or air containing sulfur. The alloys of silver are important. Sterling silver is used for jewelry, silverware, etc. where appearance is paramount. This alloy contains 92.5% silver, the remainder being copper or some other metal. Silver is of utmost importance in photography, about 30% of the U.S. industrial consumption going into this application. It is used for dental alloys. Silver is used in making solder and brazing alloys, electrical contacts, and high capacity silver-zinc and silver-cadmium

batteries. Silver paints are used for making printed circuits. It is used in mirror production and may be deposited on glass or metals by chemical deposition, electrodeposition, or by evaporation. When freshly deposited, it is the best reflector of visible light known, but is rapidly tarnishes and loses much of its reflectance. It is a poor reflector of ultraviolet. Silver fulminate ($\text{Ag}_2\text{C}_2\text{N}_2\text{O}_2$), a powerful explosive, is sometimes formed during the silvering process. Silver iodide is used in seeding clouds to produce rain. Silver chloride has interesting optical properties as it can be made transparent; it also is a cement for glass. Silver nitrate, or *lunar caustic*, the most important silver compound, is used extensively in photography. While silver itself is not considered to be toxic, most of its salts are poisonous. Natural silver contains two stable isotopes. Fifty-six other radioactive isotopes and isomers are known. Silver compounds can be absorbed in the circulatory system and reduced silver deposited in the various tissues of the body. A condition, known as *argyria*, results with a greyish pigmentation of the skin and mucous membranes. Silver has germicidal effects and kills many lower organisms effectively without harm to higher animals. Silver for centuries has been used traditionally for coinage by many countries of the world. In recent times, however, consumption of silver has at times greatly exceeded the output. In 1939, the price of silver was fixed by the U.S. Treasury at 71¢/troy oz., and at 90.5¢/troy oz. in 1946. In November 1961 the U.S. Treasury suspended sales of nonmonetized silver, and the price stabilized for a time at about \$1.29, the melt-down value of silver U.S. coins. The Coinage Act of 1965 authorized a change in the metallic composition of the three U.S. subsidiary denominations to clad or composite type coins. This was the first change in U.S. coinage since the monetary system was established in 1792. Clad dimes and quarters are made of an outer layer of 75% Cu and 25% Ni bonded to a central core of pure Cu. The composition of the one- and five-cent pieces remains unchanged. One-cent coins are 95% Cu and 5% Zn. Five-cent coins are 75% Cu and 25% Ni. Old silver dollars are 90% Ag and 10% Cu. Earlier subsidiary coins of 90% Ag and 10% Cu officially were to circulate alongside the clad coins; however, in practice they have largely disappeared (Gresham's Law), as the value of the silver is now greater than their exchange value. Silver coins of other countries have largely been replaced with coins made of other metals. On June 24, 1968, the U.S. Government ceased to redeem U.S. Silver Certificates with silver. Since that time, the price of silver has fluctuated widely. As of January 2002, the price of silver was about \$4.10/troy oz. (13¢/g); however the price has fluctuated considerably due to market instability. The price of silver in 2001 was only about four times the cost of the metal about 150 years ago. This has largely been caused by Central Banks disposing of some of their silver reserves and the development of more productive mines with better refining methods. Also, silver has been displaced by other metals or processes, such as digital photography.

Sodium — (English, *soda*; Medieval Latin, *sodanum*, headache remedy), Na (L. *natrium*); at. wt. 22.989770(2); at. no. 11; m.p. 97.80°C; b.p. 883°C; sp. gr. 0.971 (20°C); valence 1. Long recognized in compounds, sodium was first isolated by Davy in 1807 by electrolysis of caustic soda. Sodium is present in fair abundance in the sun and stars. The D lines of sodium are among the most prominent in the solar spectrum. Sodium is the sixth most abundant element on earth, comprising about 2.6% of the earth's crust; it is the most abundant of the alkali group of metals of which it is a member. The most common

compound is sodium chloride, but it occurs in many other minerals, such as *soda niter*, *cryolite*, *amphibole*, *zeolite*, *sodalite*, etc. It is a very reactive element and is never found free in nature. It is now obtained commercially by the electrolysis of absolutely dry fused sodium chloride. This method is much cheaper than that of electrolyzing sodium hydroxide, as was used several years ago. Sodium is a soft, bright, silvery metal which floats on water, decomposing it with the evolution of hydrogen and the formation of the hydroxide. It may or may not ignite spontaneously on water, depending on the amount of oxide and metal exposed to the water. It normally does not ignite in air at temperatures below 115°C. Sodium should be handled with respect, as it can be dangerous when improperly handled. Metallic sodium is vital in the manufacture of sodamide and esters, and in the preparation of organic compounds. The metal may be used to improve the structure of certain alloys, to descale metal, to purify molten metals, and as a heat transfer agent. An alloy of sodium with potassium, NaK, is also an important heat transfer agent. Sodium compounds are important to the paper, glass, soap, textile, petroleum, chemical, and metal industries. Soap is generally a sodium salt of certain fatty acids. The importance of common salt to animal nutrition has been recognized since prehistoric times. Among the many compounds that are of the greatest industrial importance are common salt (NaCl), soda ash (Na_2CO_3), baking soda (NaHCO_3), caustic soda (NaOH), Chile saltpeter (NaNO_3), di- and tri-sodium phosphates, sodium thiosulfate (hypo, $\text{Na}_2\text{S}_2\text{O}_3 \cdot 5\text{H}_2\text{O}$), and borax ($\text{Na}_2\text{B}_4\text{O}_7 \cdot 10\text{H}_2\text{O}$). Seventeen isotopes of sodium are recognized. Metallic sodium is priced at about \$575/kg (99.95%). On a volume basis, it is the cheapest of all metals. Sodium metal should be handled with great care. It should be kept in an inert atmosphere and contact with water and other substances with which sodium reacts should be avoided.

Strontium — (*Strontian*, town in Scotland), Sr; at. wt. 87.62(1); at. no. 38; m.p. 777°C; b.p. 1382°C; sp. gr. 2.54; valence 2. Isolated by Davey by electrolysis in 1808; however, Adair Crawford in 1790 recognized a new mineral (strontianite) as differing from other barium minerals (baryta). Strontium is found chiefly as *celestite* (SrSO_4) and *strontianite* (SrCO_3). *Celestite* is found in Mexico, Turkey, Iran, Spain, Algeria, and in the U.K. The U.S. has no active *celestite* mines. The metal can be prepared by electrolysis of the fused chloride mixed with potassium chloride, or is made by reducing strontium oxide with aluminum in a vacuum at a temperature at which strontium distills off. Three allotropic forms of the metal exist, with transition points at 235 and 540°C. Strontium is softer than calcium and decomposes water more vigorously. It does not absorb nitrogen below 380°C. It should be kept under mineral oil to prevent oxidation. Freshly cut strontium has a silvery appearance, but rapidly turns a yellowish color with the formation of the oxide. The finely divided metal ignites spontaneously in air. Volatile strontium salts impart a beautiful crimson color to flames, and these salts are used in pyrotechnics and in the production of flares. Natural strontium is a mixture of four stable isotopes. Thirty-two other unstable isotopes and isomers are known to exist. Of greatest importance is ^{90}Sr with a half-life of 29 years. It is a product of nuclear fallout and presents a health problem. This isotope is one of the best long-lived high-energy beta emitters known, and is used in SNAP (Systems for Nuclear Auxiliary Power) devices. These devices hold promise for use in space vehicles, remote weather stations, navigational buoys, etc., where a lightweight, long-lived, nuclear-electric power

source is needed. The major use for strontium at present is in producing glass for color television picture tubes. All color TV and cathode ray tubes sold in the U.S. are required by law to contain strontium in the face plate glass to block X-ray emission. Strontium also improves the brilliance of the glass and the quality of the picture. It has also found use in producing ferrite magnets and in refining zinc. Strontium titanate is an interesting optical material as it has an extremely high refractive index and an optical dispersion greater than that of diamond. It has been used as a gemstone, but it is very soft. It does not occur naturally. Strontium metal (99% pure) costs about \$220/kg.

Sulfur — (Sanskrit, *sulvere*; L. *sulphurium*), S; at. wt. 32.066(6); at. no. 16; m.p. 115.21°C; b.p. 444.60°C; t_c 1041°C; sp. gr. (rhom-bic) 2.07, (monoclinic) 1.957 (20°C); valence 2, 4, or 6. Known to the ancients; referred to in Genesis as *brimstone*. Sulfur is found in meteorites. A dark area near the crater Aristarchus on the moon has been studied by R. W. Wood with ultraviolet light. This study suggests strongly that it is a sulfur deposit. Sulfur occurs native in the vicinity of volcanoes and hot springs. It is widely distributed in nature as *iron pyrites*, *galena*, *sphalerite*, *cinnabar*, *stibnite*, *gypsum*, *Epsom salts*, *celestite*, *barite*, etc. Sulfur is commercially recovered from wells sunk into the salt domes along the Gulf Coast of the U.S. It is obtained from these wells by the Frasch process, which forces heated water into the wells to melt the sulfur, which is then brought to the surface. Sulfur also occurs in natural gas and petroleum crudes and must be removed from these products. Formerly this was done chemically, which wasted the sulfur. New processes now permit recovery, and these sources promise to be very important. Large amounts of sulfur are being recovered from Alberta gas fields. Sulfur is a pale yellow, odorless, brittle solid, which is insoluble in water but soluble in carbon disulfide. In every state, whether gas, liquid or solid, elemental sulfur occurs in more than one allotropic form or modification; these present a confusing multitude of forms whose relations are not yet fully understood. Amorphous or "plastic" sulfur is obtained by fast cooling of the crystalline form. X-ray studies indicate that amorphous sulfur may have a helical structure with eight atoms per spiral. Crystalline sulfur seems to be made of rings, each containing eight sulfur atoms, which fit together to give a normal X-ray pattern. Twenty-one isotopes of sulfur are now recognized. Four occur in natural sulfur, none of which is radioactive. A finely divided form of sulfur, known as *flowers of sulfur*, is obtained by sublimation. Sulfur readily forms sulfides with many elements. Sulfur is a component of black gunpowder, and is used in the vulcanization of natural rubber and a fungicide. It is also used extensively in making phosphatic fertilizers. A tremendous tonnage is used to produce sulfuric acid, the most important manufactured chemical. It is used in making sulfite paper and other papers, as a fumigant, and in the bleaching of dried fruits. The element is a good electrical insulator. Organic compounds containing sulfur are very important. Calcium sulfate, ammonium sulfate, carbon disulfide, sulfur dioxide, and hydrogen sulfide are but a few of the many other important compounds of sulfur. Sulfur is essential to life. It is a minor constituent of fats, body fluids, and skeletal minerals. Carbon disulfide, hydrogen sulfide, and sulfur dioxide should be handled carefully. Hydrogen sulfide in small concentrations can be metabolized, but in higher concentrations it quickly can cause death by respiratory paralysis. It is insidious in that it quickly deadens the sense of smell. Sulfur dioxide is a dangerous component in atmospheric pollution. Sulfur (99.999%) costs about \$575/kg.

Tantalum — (Gr. *Tantalos*, mythological character, father of *Niobe*), Ta; at. wt. 180.9479(1); at. no. 73; m.p. 3017°C; b.p. 5458°C; sp. gr. 16.654; valence 2?, 3, 4?, or 5. Discovered in 1802 by Ekeberg, but many chemists thought niobium and tantalum were identical elements until Rose, in 1844, and Marignac, in 1866, showed that niobic and tantalac acids were two different acids. The early investigators only isolated the impure metal. The first relatively pure ductile tantalum was produced by von Bolton in 1903. Tantalum occurs principally in the mineral *columbite-tantalite* (Fe, Mn)(Nb, Ta)₂O₆. Tantalum ores are found in Australia, Brazil, Rwanda, Zimbabwe, Congo-Kinshasa, Nigeria, and Canada. Separation of tantalum from niobium requires several complicated steps. Several methods are used to commercially produce the element, including electrolysis of molten potassium fluorotantalate, reduction of potassium fluorotantalate with sodium, or reacting tantalum carbide with tantalum oxide. Thirty four isotopes and isomers of tantalum are known to exist. Natural tantalum contains two isotopes, one of which is radioactive with a very long half-life. Tantalum is a gray, heavy, and very hard metal. When pure, it is ductile and can be drawn into fine wire, which is used as a filament for evaporating metals such as aluminum. Tantalum is almost completely immune to chemical attack at temperatures below 150°C, and is attacked only by hydrofluoric acid, acidic solutions containing the fluoride ion, and free sulfur trioxide. Alkalis attack it only slowly. At high temperatures, tantalum becomes much more reactive. The element has a melting point exceeded only by tungsten and rhenium. Tantalum is used to make a variety of alloys with desirable properties such as high melting point, high strength, good ductility, etc. Scientists at Los Alamos have produced a tantalum carbide graphite composite material, which is said to be one of the hardest materials ever made. The compound has a melting point of 3738°C. Tantalum has good "gettering" ability at high temperatures, and tantalum oxide films are stable and have good rectifying and dielectric properties. Tantalum is used to make electrolytic capacitors and vacuum furnace parts, which account for about 60% of its use. The metal is also widely used to fabricate chemical process equipment, nuclear reactors, and aircraft and missile parts. Tantalum is completely immune to body liquids and is a nonirritating metal. It has, therefore, found wide use in making surgical appliances. Tantalum oxide is used to make special glass with high index of refraction for camera lenses. The metal has many other uses. The price of (99.9%) tantalum is about \$2/g.

Technetium — (Gr. *technetos*, artificial), Tc; at. wt. (98); at. no. 43; m.p. 2157°C; b.p. 4265°C; sp. gr. 11.50 (calc.); valence 0, +2, +4, +5, +6, and +7. Element 43 was predicted on the basis of the periodic table, and was erroneously reported as having been discovered in 1925, at which time it was named *masurium*. The element was actually discovered by Perrier and Segre in Italy in 1937. It was found in a sample of molybdenum that was bombarded by deuterons in the Berkeley cyclotron, and which E. Lawrence sent to these investigators. Technetium was the first element to be produced artificially. Since its discovery, searches for the element in terrestrial materials have been made without success. If it does exist, the concentration must be very small. Technetium has been found in the spectrum of S-, M-, and N-type stars, and its presence in stellar matter is leading to new theories of the production of heavy elements in the stars. Forty-three isotopes and isomers of technetium, with mass numbers ranging from 86 to 113, are known. ⁹⁷Tc has a half-life of 2.6 × 10⁶ years. ⁹⁸Tc has a

half-life of 4.2×10^6 years. The isomeric isotope ^{95m}Tc , with a half-life of 61 days, is useful for tracer work, as it produces energetic gamma rays. Technetium metal has been produced in kilogram quantities. The metal was first prepared by passing hydrogen gas at 1100°C over Tc_2S_7 . It is now conveniently prepared by the reduction of ammonium pertechnetate with hydrogen. Technetium is a silvery-gray metal that tarnishes slowly in moist air. Until 1960, technetium was available only in small amounts and the price was as high as \$2800/g, but the price is now of the order of \$100/g. The chemistry of technetium is similar to that of rhenium. Technetium dissolves in nitric acid, aqua regia, and concentrated sulfuric acid, but is not soluble in hydrochloric acid of any strength. The element is a remarkable corrosion inhibitor for steel. It is reported that mild carbon steels may be effectively protected by as little as 55 ppm of KTcO_4 in aerated distilled water at temperatures up to 250°C . This corrosion protection is limited to closed systems, since technetium is radioactive and must be confined. ^{99}Tc has a specific activity of 6.2×10^8 Bq/g. Activity of this level must not be allowed to spread. ^{99}Tc is a contamination hazard and should be handled in a glove box. The metal is an excellent superconductor at 11K and below.

Tellurium — (L. *tellus*, earth), Te; at. wt. 127.60(3); at. no. 52; m.p. 449.51°C ; b.p. 988°C ; sp. gr. 6.24 (20°C); valence -2, 4, or 6. Discovered by Muller von Reichenstein in 1782; named by Klaproth, who isolated it in 1798. Tellurium is occasionally found native, but is more often found as the telluride of gold (*calaverite*), and combined with other metals. It is recovered commercially from the anode muds produced during the electrolytic refining of blister copper. The U.S., Canada, Peru, and Japan are the largest producers of the element. Crystalline tellurium has a silvery-white appearance, and when pure exhibits a metallic luster. It is brittle and easily pulverized. Amorphous tellurium is formed by precipitating tellurium from a solution of telluric or tellurous acid. Whether this form is truly amorphous, or made of minute crystals, is open to question. Tellurium is a p-type semiconductor, and shows greater conductivity in certain directions, depending on alignment of the atoms. Its conductivity increases slightly with exposure to light. It can be doped with silver, copper, gold, tin, or other elements. In air, tellurium burns with a greenish-blue flame, forming the dioxide. Molten tellurium corrodes iron, copper, and stainless steel. Tellurium and its compounds are probably toxic and should be handled with care. Workmen exposed to as little as 0.01 mg/m^3 of air, or less, develop "tellurium breath," which has a garlic-like odor. Forty-two isotopes and isomers of tellurium are known, with atomic masses ranging from 106 to 138. Natural tellurium consists of eight isotopes, two of which are radioactive with very long half-lives. Tellurium improves the machinability of copper and stainless steel, and its addition to lead decreases the corrosive action of sulfuric acid on lead and improves its strength and hardness. Tellurium catalysts are used in the oxidation of organic compounds and are used in hydrogenation and halogenation reactions. Tellurium is also used in electronic and semi-conductor devices. It is also used as a basic ingredient in blasting caps, and is added to cast iron for chill control. Tellurium is used in ceramics. Bismuth telluride has been used in thermoelectric devices. Tellurium costs about 50¢/g, with a purity of about 99.5%. The metal with a purity of 99.9999% costs about \$5/g.

Terbium — (*Ytterby*, village in Sweden), Tb; at. wt. 158.92534(2); at. no. 65; m.p. 1356°C ; b.p. 3230°C ; sp. gr. 8.230; valence 3, 4. Discovered by Mosander in 1843. Terbium is a member of the lanthanide or "rare earth" group of elements. It is found in *cerite*, *gadolinite*, and other minerals along with other rare earths. It is recovered commercially from *monazite* in which it is present to the extent of 0.03%, from *xenotime*, and from *euxenite*, a complex oxide containing 1% of more of terbia. Terbium has been isolated only in recent years with the development of ion-exchange techniques for separating the rare-earth elements. As with other rare earths, it can be produced by reducing the anhydrous chloride or fluoride with calcium metal in a tantalum crucible. Calcium and tantalum impurities can be removed by vacuum remelting. Other methods of isolation are possible. Terbium is reasonably stable in air. It is a silver-gray metal, and is malleable, ductile, and soft enough to be cut with a knife. Two crystal modifications exist, with a transformation temperature of 1289°C . Forty-two isotopes and isomers are recognized. The oxide is a chocolate or dark maroon color. Sodium terbium borate is used as a laser material and emits coherent light at $0.546 \mu\text{m}$. Terbium is used to dope calcium fluoride, calcium tungstate, and strontium molybdate, used in solid-state devices. The oxide has potential application as an activator for green phosphors used in color TV tubes. It can be used with ZrO_2 as a crystal stabilizer of fuel cells which operate at elevated temperature. Few other uses have been found. The element is priced at about \$40/g (99.9%). Little is known of the toxicity of terbium. It should be handled with care as with other lanthanide elements.

Thallium — (Gr. *thallos*, a green shoot or twig), Tl; at. wt. 204.3833(2); at. no. 81; m.p. 304°C ; b.p. 1473°C ; sp. gr. 11.85 (20°C); valence 1, or 3. Thallium was discovered spectroscopically in 1861 by Crookes. The element was named after the beautiful green spectral line, which identified the element. The metal was isolated both by Crookes and Lamy in 1862 about the same time. Thallium occurs in *crooksite*, *lorandite*, and *hutchinsonite*. It is also present in *pyrites* and is recovered from the roasting of this ore in connection with the production of sulfuric acid. It is also obtained from the smelting of lead and zinc ores. Extraction is somewhat complex and depends on the source of the thallium. Manganese nodules, found on the ocean floor, contain thallium. When freshly exposed to air, thallium exhibits a metallic luster, but soon develops a bluish-gray tinge, resembling lead in appearance. A heavy oxide builds up on thallium if left in air, and in the presence of water the hydroxide is formed. The metal is very soft and malleable. It can be cut with a knife. Forty-seven isotopes of thallium, with atomic masses ranging from 179 to 210 are recognized. Natural thallium is a mixture of two isotopes. The element and its compounds are toxic and should be handled carefully. Contact of the metal with skin is dangerous, and when melting the metal adequate ventilation should be provided. Thallium is suspected of carcinogenic potential for man. Thallium sulfate has been widely employed as a rodenticide and ant killer. It is odorless and tasteless, giving no warning of its presence. Its use, however, has been prohibited in the U.S. since 1975 as a household insecticide and rodenticide. The electrical conductivity of thallium sulfide changes with exposure to infrared light, and this compound is used in photocells. Thallium bromide-iodide crystals have been used as infrared optical materials. Thallium has been used, with sulfur or selenium and arsenic, to produce low melting glasses which become fluid between 125 and 150°C . These glasses have

properties at room temperatures similar to ordinary glasses and are said to be durable and insoluble in water. Thallium oxide has been used to produce glasses with a high index of refraction. Thallium has been used in treating ringworm and other skin infections; however, its use has been limited because of the narrow margin between toxicity and therapeutic benefits. A mercury-thallium alloy, which forms a eutectic at 8.5% thallium, is reported to freeze at -60°C , some 20° below the freezing point of mercury. Thallium metal (99.999%) costs about \$2/g.

Thorium — (*Thor*, Scandinavian god of war), Th; at. wt. 232.0381(1); at. no. 90; m.p. 1750°C ; b.p. 4788°C ; sp. gr. 11.72; valence +2(?), +3(?), +4. Discovered by Berzelius in 1828. Thorium occurs in *thorite* (ThSiO_4) and in *thorianite* ($\text{ThO}_2 + \text{UO}_2$). Large deposits of thorium minerals have been reported in New England and elsewhere, but these have not yet been exploited. Thorium is now thought to be about three times as abundant as uranium and about as abundant as lead or molybdenum. The metal is a source of nuclear power. There is probably more energy available for use from thorium in the minerals of the earth's crust than from both uranium and fossil fuels. Any sizable demand for thorium as a nuclear fuel is still several years in the future. Work has been done in developing thorium cycle converter-reactor systems. Several prototypes, including the HTGR (high-temperature gas-cooled reactor) and MSRE (molten salt converter reactor experiment), have operated. While the HTGR reactors are efficient, they are not expected to become important commercially for many years because of certain operating difficulties. Thorium is recovered commercially from the mineral *monazite*, which contains from 3 to 9% ThO_2 along with rare-earth minerals. Much of the internal heat the earth produces has been attributed to thorium and uranium. Several methods are available for producing thorium metal: it can be obtained by reducing thorium oxide with calcium, by electrolysis of anhydrous thorium chloride in a fused mixture of sodium and potassium chlorides, by calcium reduction of thorium tetrachloride mixed with anhydrous zinc chloride, and by reduction of thorium tetrachloride with an alkali metal. Thorium was originally assigned a position in Group IV of the periodic table. Because of its atomic weight, valence, etc., it is now considered to be the second member of the *actinide* series of elements. When pure, thorium is a silvery-white metal which is air-stable and retains its luster for several months. When contaminated with the oxide, thorium slowly tarnishes in air, becoming gray and finally black. The physical properties of thorium are greatly influenced by the degree of contamination with the oxide. The purest specimens often contain several tenths of a percent of the oxide. High-purity thorium has been made. Pure thorium is soft, very ductile, and can be cold-rolled, swaged, and drawn. Thorium is dimorphic, changing at 1400°C from a cubic to a body-centered cubic structure. Thorium oxide has a melting point of 3300°C , which is the highest of all oxides. Only a few elements, such as tungsten, and a few compounds, such as tantalum carbide, have higher melting points. Thorium is slowly attacked by water, but does not dissolve readily in most common acids, except hydrochloric. Powdered thorium metal is often pyrophoric and should be carefully handled. When heated in air, thorium turnings ignite and burn brilliantly with a white light. The principal use of thorium has been in the preparation of the Welsbach mantle, used for portable gas lights. These mantles, consisting of thorium oxide with about 1% cerium oxide and other ingredients, glow with a dazzling light when heated

in a gas flame. Thorium is an important alloying element in magnesium, imparting high strength and creep resistance at elevated temperatures. Because thorium has a low work-function and high electron emission, it is used to coat tungsten wire used in electronic equipment. The oxide is also used to control the grain size of tungsten used for electric lamps; it is also used for high-temperature laboratory crucibles. Glasses containing thorium oxide have a high refractive index and low dispersion. Consequently, they find application in high quality lenses for cameras and scientific instruments. Thorium oxide has also found use as a catalyst in the conversion of ammonia to nitric acid, in petroleum cracking, and in producing sulfuric acid. Thorium has not found many uses due to its radioactive nature and its handling and disposal problems. Thirty isotopes of thorium are known with atomic masses ranging from 210 to 237. All are unstable. ^{232}Th occurs naturally and has a half-life of 1.4×10^{10} years. It is an alpha emitter. ^{232}Th goes through six alpha and four beta decay steps before becoming the stable isotope ^{208}Pb . ^{232}Th is sufficiently radioactive to expose a photographic plate in a few hours. Thorium disintegrates with the production of "thoron" (^{220}Rn), which is an alpha emitter and presents a radiation hazard. Good ventilation of areas where thorium is stored or handled is therefore essential. Thorium metal (99.8%) costs about \$25/g.

Thulium — (*Thule*, the earliest name for Scandinavia), Tm; at. wt. 168.93421(3); at. no. 69; m.p. 1545°C ; b.p. 1950°C ; sp. gr. 9.321 (25°C); valence 3. Discovered in 1879 by Cleve. Thulium occurs in small quantities along with other rare earths in a number of minerals. It is obtained commercially from *monazite*, which contains about 0.007% of the element. Thulium is the least abundant of the rare earth elements, but with new sources recently discovered, it is now considered to be about as rare as silver, gold, or cadmium. Ion-exchange and solvent extraction techniques have recently permitted much easier separation of the rare earths, with much lower costs. Only a few years ago, thulium metal was not obtainable at any cost; in 1996 the oxide cost \$20/g. Thulium metal powder now costs \$70/g (99.9%). Thulium can be isolated by reduction of the oxide with lanthanum metal or by calcium reduction of the anhydrous fluoride. The pure metal has a bright, silvery luster. It is reasonably stable in air, but the metal should be protected from moisture in a closed container. The element is silver-gray, soft, malleable, and ductile, and can be cut with a knife. Forty-one isotopes and isomers are known, with atomic masses ranging from 146 to 176. Natural thulium, which is 100% ^{169}Tm , is stable. Because of the relatively high price of the metal, thulium has not yet found many practical applications. ^{169}Tm bombarded in a nuclear reactor can be used as a radiation source in portable X-ray equipment. ^{171}Tm is potentially useful as an energy source. Natural thulium also has possible use in *ferrites* (ceramic magnetic materials) used in microwave equipment. As with other lanthanides, thulium has a low-to-moderate acute toxicity rating. It should be handled with care.

Tin — (Anglo-Saxon, *tin*), Sn (L. *stannum*); at. wt. 118.710(7); at. no. 50; m.p. 231.93°C ; b.p. 2602°C ; sp. gr. (gray) 5.75, (white) 7.31; valence 2, 4. Known to the ancients. Tin is found chiefly in *cassiterite* (SnO_2). Most of the world's supply comes from China, Indonesia, Peru, Brazil, and Bolivia. The U.S. produces almost none, although occurrences have been found in Alaska and Colorado. Tin is obtained by reducing the ore with coal in a reverberatory furnace. Ordinary tin is composed of ten

stable isotopes; thirty-six unstable isotopes and isomers are also known. Ordinary tin is a silver-white metal, is malleable, somewhat ductile, and has a highly crystalline structure. Due to the breaking of these crystals, a "tin cry" is heard when a bar is bent. The element has two allotropic forms at normal pressure. On warming, gray, or α tin, with a cubic structure, changes at 13.2°C into white, or β tin, the ordinary form of the metal. White tin has a tetragonal structure. When tin is cooled below 13.2°C, it changes slowly from white to gray. This change is affected by impurities such as aluminum and zinc, and can be prevented by small additions of antimony or bismuth. This change from the α to β form is called the tin pest. Tin-lead alloys are used to make organ pipes. There are few if any uses for gray tin. Tin takes a high polish and is used to coat other metals to prevent corrosion or other chemical action. Such tin plate over steel is used in the so-called tin can for preserving food. Alloys of tin are very important. Soft solder, type metal, fusible metal, pewter, bronze, bell metal, Babbitt metal, White metal, die casting alloy, and phosphor bronze are some of the important alloys using tin. Tin resists distilled sea and soft tap water, but is attacked by strong acids, alkalis, and acid salts. Oxygen in solution accelerates the attack. When heated in air, tin forms SnO_2 , which is feebly acid, forming stannate salts with basic oxides. The most important salt is the chloride ($\text{SnCl}_2 \cdot \text{H}_2\text{O}$), which is used as a reducing agent and as a mordant in calico printing. Tin salts sprayed onto glass are used to produce electrically conductive coatings. These have been used for panel lighting and for frost-free windshields. Most window glass is now made by floating molten glass on molten tin (float glass) to produce a flat surface (Pilkington process). Of recent interest is a crystalline tin-niobium alloy that is superconductive at very low temperatures. This promises to be important in the construction of superconductive magnets that generate enormous field strengths but use practically no power. Such magnets, made of tin-niobium wire, weigh but a few pounds and produce magnetic fields that, when started with a small battery, are comparable to that of a 100 ton electromagnet operated continuously with a large power supply. The small amount of tin found in canned foods is quite harmless. The agreed limit of tin content in U.S. foods is 300 mg/kg. The trialkyl and triaryl tin compounds are used as biocides and must be handled carefully. Over the past 25 years the price of commercial tin has varied from 50¢/lb (\$1.10/kg) to about \$6/kg. Tin (99.99% pure) costs about \$260/kg.

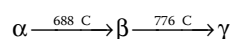
Titanium — (L. *Titans*, the first sons of the Earth, myth.), Ti; at. wt. 47.867(1); at. no. 22; m.p. 1668°C; b.p. 3287°C; sp. gr. 4.54; valence 2, 3, or 4. Discovered by Gregor in 1791; named by Klaproth in 1795. Impure titanium was prepared by Nilson and Pettersson in 1887; however, the pure metal (99.9%) was not made until 1910 by Hunter by heating TiCl_4 with sodium in a steel bomb. Titanium is present in meteorites and in the sun. Rocks obtained during the Apollo 17 lunar mission showed presence of 12.1% TiO_2 . Analyses of rocks obtained during earlier Apollo missions show lower percentages. Titanium oxide bands are prominent in the spectra of M-type stars. The element is the ninth most abundant in the crust of the earth. Titanium is almost always present in igneous rocks and in the sediments derived from them. It occurs in the minerals *rutile*, *ilmenite*, and *sphene*, and is present in titanates and in many iron ores. Deposits of ilmenite and rutile are found in Florida, California, Tennessee, and New York. Australia, Norway, Malaysia, India, and China are also large suppliers of titanium minerals. Titanium is present in the ash of coal,

in plants, and in the human body. The metal was a laboratory curiosity until Kroll, in 1946, showed that titanium could be produced commercially by reducing titanium tetrachloride with magnesium. This method is largely used for producing the metal today. The metal can be purified by decomposing the iodide. Titanium, when pure, is a lustrous, white metal. It has a low density, good strength, is easily fabricated, and has excellent corrosion resistance. It is ductile only when it is free of oxygen. The metal burns in air and is the only element that burns in nitrogen. Titanium is resistant to dilute sulfuric and hydrochloric acid, most organic acids, moist chlorine gas, and chloride solutions. Natural titanium consists of five isotopes with atomic masses from 46 to 50. All are stable. Eighteen other unstable isotopes are known. The metal is dimorphic. The hexagonal α form changes to the cubic β form very slowly at about 880°C. The metal combines with oxygen at red heat, and with chlorine at 550°C. Titanium is important as an alloying agent with aluminum, molybdenum, manganese, iron, and other metals. Alloys of titanium are principally used for aircraft and missiles where lightweight strength and ability to withstand extremes of temperature are important. Titanium is as strong as steel, but 45% lighter. It is 60% heavier than aluminum, but twice as strong. Titanium has potential use in desalination plants for converting sea water into fresh water. The metal has excellent resistance to sea water and is used for propeller shafts, rigging, and other parts of ships exposed to salt water. A titanium anode coated with platinum has been used to provide cathodic protection from corrosion by salt water. Titanium metal is considered to be physiologically inert; however, titanium powder may be a carcinogenic hazard. When pure, titanium dioxide is relatively clear and has an extremely high index of refraction with an optical dispersion higher than diamond. It is produced artificially for use as a gemstone, but it is relatively soft. Star sapphires and rubies exhibit their asterism as a result of the presence of TiO_2 . Titanium dioxide is extensively used for both house paint and artist's paint, as it is permanent and has good covering power. Titanium oxide pigment accounts for the largest use of the element. Titanium paint is an excellent reflector of infrared, and is extensively used in solar observatories where heat causes poor seeing conditions. Titanium tetrachloride is used to iridize glass. This compound fumes strongly in air and has been used to produce smoke screens. The price of titanium metal (99.9%) is about \$1100/kg.

Tungsten — (Swedish, *tung sten*, heavy stone); also known as *wolfram* (from *wolframite*, said to be named from *wolf rahm* or *spumi lupi*, because the ore interfered with the smelting of tin and was supposed to devour the tin), W; at. wt. 183.84(1); at. no. 74; m.p. 3422°C; b.p. 5555°C; sp. gr. 19.3 (20°C); valence 2, 3, 4, 5, or 6. In 1779 Peter Woulfe examined the mineral now known as *wolframite* and concluded it must contain a new substance. Scheele, in 1781, found that a new acid could be made from *tung sten* (a name first applied about 1758 to a mineral now known as *scheelite*). Scheele and Berman suggested the possibility of obtaining a new metal by reducing this acid. The de Elhuyar brothers found an acid in *wolframite* in 1783 that was identical to the acid of *tungsten* (tungstic acid) of Scheele, and in that year they succeeded in obtaining the element by reduction of this acid with charcoal. Tungsten occurs in *wolframite*, $(\text{Fe}, \text{Mn})\text{WO}_4$; *scheelite*, CaWO_4 ; *huebnerite*, MnWO_4 ; and *ferberite*, FeWO_4 . Important deposits of tungsten occur in California, Colorado, Bolivia, Russia, and Portugal. China is reported to have about 75% of the world's tungsten resour-

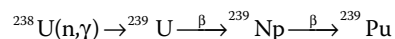
es. Natural tungsten contains five stable isotopes. Thirty two other unstable isotopes and isomers are recognized. The metal is obtained commercially by reducing tungsten oxide with hydrogen or carbon. Pure tungsten is a steel-gray to tin-white metal. Very pure tungsten can be cut with a hacksaw, and can be forged, spun, drawn, and extruded. The impure metal is brittle and can be worked only with difficulty. Tungsten has the highest melting point of all metals, and at temperatures over 1650°C has the highest tensile strength. The metal oxidizes in air and must be protected at elevated temperatures. It has excellent corrosion resistance and is attacked only slightly by most mineral acids. The thermal expansion is about the same as borosilicate glass, which makes the metal useful for glass-to-metal seals. Tungsten and its alloys are used extensively for filaments for electric lamps, electron and television tubes, and for metal evaporation work; for electrical contact points for automobile distributors; X-ray targets; windings and heating elements for electrical furnaces; and for numerous spacecraft and high-temperature applications. High-speed tool steels, Hastelloy, Stellite, and many other alloys contain tungsten. Tungsten carbide is of great importance to the metal-working, mining, and petroleum industries. Calcium and magnesium tungstates are widely used in fluorescent lighting; other salts of tungsten are used in the chemical and tanning industries. Tungsten disulfide is a dry, high-temperature lubricant, stable to 500°C. Tungsten bronzes and other tungsten compounds are used in paints. Zirconium tungstate has found recent applications (see under Zirconium). Tungsten powder (99.999%) costs about \$2900/kg.

Uranium — (Planet *Uranus*), U; at. wt. 238.0289(1); at. no. 92; m.p. 1135°C; b.p. 4131°C; sp. gr. ~18.95; valence 2, 3, 4, 5, or 6. Yellow-colored glass, containing more than 1% uranium oxide and dating back to 79 A.D., has been found near Naples, Italy. Klaproth recognized an unknown element in *pitchblende* and attempted to isolate the metal in 1789. The metal apparently was first isolated in 1841 by Peligot, who reduced the anhydrous chloride with potassium. Uranium is not as rare as it was once thought. It is now considered to be more plentiful than mercury, antimony, silver, or cadmium, and is about as abundant as molybdenum or arsenic. It occurs in numerous minerals such as *pitchblende*, *uraninite*, *carnotite*, *autunite*, *uranophane*, *davidite*, and *tobernite*. It is also found in *phosphate rock*, *lignite*, *monazite sands*, and can be recovered commercially from these sources. Large deposits of uranium ore occur in Utah, Colorado, New Mexico, Canada, and elsewhere. Uranium can be made by reducing uranium halides with alkali or alkaline earth metals or by reducing uranium oxides by calcium, aluminum, or carbon at high temperatures. The metal can also be produced by electrolysis of KUF_5 or UF_4 dissolved in a molten mixture of $CaCl_2$ and NaCl. High-purity uranium can be prepared by the thermal decomposition of uranium halides on a hot filament. Uranium exhibits three crystallographic modifications as follows:

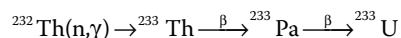


Uranium is a heavy, silvery-white metal which is pyrophoric when finely divided. It is a little softer than steel, and is attacked by cold water in a finely divided state. It is malleable, ductile, and slightly paramagnetic. In air, the metal becomes coated with a layer of oxide. Acids dissolve the metal, but it is unaffected by alkalis. Uranium has twenty three isotopes,

one of which is an isomer and all of which are radioactive. Naturally occurring uranium contains 99.2745% by weight ^{238}U , 0.720% ^{235}U , and 0.0055% ^{234}U . Studies show that the percentage weight of ^{235}U in natural uranium varies by as much as 0.1%, depending on the source. The U.S.D.O.E. has adopted the value of 0.711 as being their "official" percentage of ^{235}U in natural uranium. Natural uranium is sufficiently radioactive to expose a photographic plate in an hour or so. Much of the internal heat of the earth is thought to be attributable to the presence of uranium and thorium. ^{238}U with a half-life of 4.46×10^9 years, has been used to estimate the age of igneous rocks. The origin of uranium, the highest member of the naturally occurring elements — except perhaps for traces of neptunium or plutonium — is not clearly understood, although it has been thought that uranium might be a decay product of elements of higher atomic weight, which may have once been present on earth or elsewhere in the universe. These original elements may have been formed as a result of a primordial "creation," known as "the big bang," in a supernova, or in some other stellar processes. The fact that recent studies show that most trans-uranic elements are extremely rare with very short half-lives indicates that it may be necessary to find some alternative explanation for the very large quantities of radioactive uranium we find on earth. Studies of meteorites from other parts of the solar system show a relatively low radioactive content, compared to terrestrial rocks. Uranium is of great importance as a nuclear fuel. ^{238}U can be converted into fissionable plutonium by the following reactions:



This nuclear conversion can be brought about in "breeder" reactors where it is possible to produce more new fissionable material than the fissionable material used in maintaining the chain reaction. ^{235}U is of even greater importance, for it is the key to the utilization of uranium. ^{235}U , while occurring in natural uranium to the extent of only 0.72%, is so fissionable with slow neutrons that a self-sustaining fission chain reaction can be made to occur in a reactor constructed from natural uranium and a suitable moderator, such as heavy water or graphite, alone. ^{235}U can be concentrated by gaseous diffusion and other physical processes, if desired, and used directly as a nuclear fuel, instead of natural uranium, or used as an explosive. Natural uranium, slightly enriched with ^{235}U by a small percentage, is used to fuel nuclear power reactors for the generation of electricity. Natural thorium can be irradiated with neutrons as follows to produce the important isotope ^{233}U .



While thorium itself is not fissionable, ^{233}U is, and in this way may be used as a nuclear fuel. One pound of completely fissioned uranium has the fuel value of over 1500 tons of coal. The uses of nuclear fuels to generate electrical power, to make isotopes for peaceful purposes, and to make explosives are well known. The estimated world-wide production of the 437 nuclear power reactors in operation in 1998 amounted to about 352,000 Megawatt hours. In 1998 the U.S. had about 107 commercial reactors with an output of about 100,000 Megawatt-hours. Some nuclear-powered electric generating plants have recently been closed because of safety concerns. There are also serious problems with nuclear waste disposal that have not been completely resolved. Uranium in the U.S.A.

is controlled by the U.S. Nuclear Regulatory Commission, under the Department of Energy. Uses are being found for the large quantities of "depleted" uranium, now available, where uranium-235 has been lowered to about 0.2%. Depleted uranium has been used for inertial guidance devices, gyrocompasses, counterweights for aircraft control surfaces, ballast for missile reentry vehicles, and as a shielding material for tanks, etc. Concerns, however, have been raised over its low radioactive properties. Uranium metal is used for X-ray targets for production of high-energy X-rays. The nitrate has been used as photographic toner, and the acetate is used in analytical chemistry. Crystals of uranium nitrate are triboluminescent. Uranium salts have also been used for producing yellow "vaseline" glass and glazes. Uranium and its compounds are highly toxic, both from a chemical and radiological standpoint. Finely divided uranium metal, being pyrophoric, presents a fire hazard. The maximum permissible total body burden of natural uranium (based on radiotoxicity) is 0.2 μCi for soluble compounds. Recently, the natural presence of uranium and thorium in many soils has become of concern to homeowners because of the generation of radon and its daughters (see under Radon). Uranium metal is available commercially at a cost of about \$6/g (99.7%) in air-tight glass under argon.

Vanadium — (Scandinavian goddess, *Vanadis*), V; at. wt. 50.9415(1); at. no. 23; m.p. 1910°C; b.p. 3407°C; sp. gr. 6.11 (18.7°C); valence 2, 3, 4, or 5. Vanadium was first discovered by del Rio in 1801. Unfortunately, a French chemist incorrectly declared del Rio's new element was only impure chromium; del Rio thought himself to be mistaken and accepted the French chemist's statement. The element was rediscovered in 1830 by Sefstrom, who named the element in honor of the Scandinavian goddess *Vanadis* because of its beautiful multicolored compounds. It was isolated in nearly pure form by Roscoe, in 1867, who reduced the chloride with hydrogen. Vanadium of 99.3 to 99.8% purity was not produced until 1927. Vanadium is found in about 65 different minerals among which *carnotite*, *roscoelite*, *vanadinite*, and *patronite* are important sources of the metal. Vanadium is also found in phosphate rock and certain iron ores, and is present in some crude oils in the form of organic complexes. It is also found in small percentages in meteorites. Commercial production from petroleum ash holds promise as an important source of the element. China, South Africa, and Russia supply much of the world's vanadium ores. High-purity ductile vanadium can be obtained by reduction of vanadium trichloride with magnesium or with magnesium-sodium mixtures. Much of the vanadium metal being produced is now made by calcium reduction of V_2O_5 in a pressure vessel, an adaptation of a process developed by McKechnie and Seybolt. Natural vanadium is a mixture of two isotopes, ^{50}V (0.25%) and ^{51}V (99.75%). ^{50}V is slightly radioactive, having a long half-life. Twenty other unstable isotopes are recognized. Pure vanadium is a bright white metal, and is soft and ductile. It has good corrosion resistance to alkalis, sulfuric and hydrochloric acid, and salt water, but the metal oxidizes readily above 660°C. The metal has good structural strength and a low fission neutron cross section, making it useful in nuclear applications. Vanadium is used in producing rust resistant, spring, and high-speed tool steels. It is an important carbide stabilizer in making steels. About 80% of the vanadium now produced is used as ferrovanadium or as a steel additive. Vanadium foil is used as a bonding agent in cladding titanium to steel. Vanadium pentoxide is used in ceramics and as a catalyst. It is also used in producing a super-

conductive magnet with a field of 175,000 gauss. Vanadium and its compounds are toxic and should be handled with care. Ductile vanadium is commercially available. Vanadium metal (99.7%) costs about \$3/g.

Wolfram — see Tungsten.

Xenon — (Gr. *xenon*, stranger), Xe; at. wt. 131.29(2); at. no. 54; m.p. -111.79°C; b.p. -108.12°C; t_c 16.62°C; density (gas) 5.887 ± 0.009 g/l, sp. gr (liquid) 3.52 (-109°C); valence usually 0. Discovered by Ramsay and Travers in 1898 in the residue left after evaporating liquid air components. Xenon is a member of the so-called noble or "inert" gases. It is present in the atmosphere to the extent of about one part in twenty million. Xenon is present in the Martian atmosphere to the extent of 0.08 ppm. The element is found in the gases evolved from certain mineral springs, and is commercially obtained by extraction from liquid air. Natural xenon is composed of nine stable isotopes. In addition to these, thirty-five unstable isotopes and isomers have been characterized. Before 1962, it had generally been assumed that xenon and other noble gases were unable to form compounds. However, it is now known that xenon, as well as other members of the zero valence elements, do form compounds. Among the compounds of xenon now reported are xenon hydrate, sodium perxenate, xenon deuterate, difluoride, tetrafluoride, hexafluoride, and XePtF_6 and XeRhF_6 . Xenon trioxide, which is highly explosive, has been prepared. More than 80 xenon compounds have been made with xenon chemically bonded to fluorine and oxygen. Some xenon compounds are colored. Metallic xenon has been produced, using several hundred kilobars of pressure. Xenon in a vacuum tube produces a beautiful blue glow when excited by an electrical discharge. The gas is used in making electron tubes, stroboscopic lamps, bactericidal lamps, and lamps used to excite ruby lasers for generating coherent light. Xenon is used in the atomic energy field in bubble chambers, probes, and other applications where its high molecular weight is of value. The perxenates are used in analytical chemistry as oxidizing agents. ^{133}Xe and ^{135}Xe are produced by neutron irradiation in air-cooled nuclear reactors. ^{133}Xe has useful applications as a radioisotope. The element is available in sealed glass containers for about \$20/L of gas at standard pressure. Xenon is not toxic, but its compounds are highly toxic because of their strong oxidizing characteristics.

Ytterbium — (*Ytterby*, village in Sweden), Yb; at. wt. 173.04(3); at. no. 70; m.p. 819°C; b.p. 1196°C; sp. gr (α) 6.903 (β) 6.966; valence 2, 3. Marignac in 1878 discovered a new component, which he called *ytterbia*, in the earth then known as *erbia*. In 1907, Urbain separated ytterbia into two components, which he called *neoytterbia* and *lutecia*. The elements in these earths are now known as *ytterbium* and *lutetium*, respectively. These elements are identical with *aldebaranium* and *cassiopeium*, discovered independently and at about the same time by von Welsbach. Ytterbium occurs along with other rare earths in a number of rare minerals. It is commercially recovered principally from *monazite sand*, which contains about 0.03%. Ion-exchange and solvent extraction techniques developed in recent years have greatly simplified the separation of the rare earths from one another. The element was first prepared by Klemm and Bonner in 1937 by reducing ytterbium trichloride with potassium. Their metal was mixed, however, with KCl. Daane, Dennison, and Spedding prepared a much purer form in 1953 from which the chemical and physical properties of

the element could be determined. Ytterbium has a bright silvery luster, is soft, malleable, and quite ductile. While the element is fairly stable, it should be kept in closed containers to protect it from air and moisture. Ytterbium is readily attacked and dissolved by dilute and concentrated mineral acids and reacts slowly with water. Ytterbium has three allotropic forms with transformation points at -13° and 795°C . The beta form is a room-temperature, face-centered, cubic modification, while the high-temperature gamma form is a body-centered cubic form. Another body-centered cubic phase has recently been found to be stable at high pressures at room temperatures. The beta form ordinarily has metallic-type conductivity, but becomes a semiconductor when the pressure is increased above 16,000 atm. The electrical resistance increases tenfold as the pressure is increased to 39,000 atm and drops to about 80% of its standard temperature-pressure resistivity at a pressure of 40,000 atm. Natural ytterbium is a mixture of seven stable isotopes. Twenty six other unstable isotopes and isomers are known. Ytterbium metal has possible use in improving the grain refinement, strength, and other mechanical properties of stainless steel. One isotope is reported to have been used as a radiation source as a substitute for a portable X-ray machine where electricity is unavailable. Few other uses have been found. Ytterbium metal is available with a purity of about 99.9% for about \$10/g. Ytterbium has a low acute toxicity rating.

Yttrium — (*Ytterby*, village in Sweden near Vauxholm), Y; at. wt. 88.90585(2); at. no. 39; m.p. 1522°C ; b.p. 3345°C ; sp. gr. 4.469 (25°C); valence 3. *Yttria*, which is an earth containing yttrium, was discovered by Gadolin in 1794. *Ytterby* is the site of a quarry which yielded many unusually minerals containing rare earths and other elements. This small town, near Stockholm, bears the honor of giving names to *erbium*, *terbium*, and *ytterbium* as well as *yttrium*. In 1843 Mosander showed that yttria could be resolved into the oxides (or earths) of three elements. The name yttria was reserved for the most basic one; the others were named *erbia* and *terbia*. Yttrium occurs in nearly all of the rare-earth minerals. Analysis of lunar rock samples obtained during the Apollo missions show a relatively high yttrium content. It is recovered commercially from *monazite sand*, which contains about 3%, and from *bastnasite*, which contains about 0.2%. Wohler obtained the impure element in 1828 by reduction of the anhydrous chloride with potassium. The metal is now produced commercially by reduction of the fluoride with calcium metal. It can also be prepared by other techniques. Yttrium has a silver-metallic luster and is relatively stable in air. Turnings of the metal, however, ignite in air if their temperature exceeds 400°C , and finely divided yttrium is very unstable in air. Yttrium oxide is one of the most important compounds of yttrium and accounts for the largest use. It is widely used in making YVO_4 europium, and Y_2O_3 europium phosphors to give the red color in color television tubes. Many hundreds of thousands of pounds are now used in this application. Yttrium oxide also is used to produce yttrium-iron-garnets, which are very effective microwave filters. Yttrium iron, aluminum, and gadolinium garnets, with formulas such as $\text{Y}_3\text{Fe}_5\text{O}_{12}$ and $\text{Y}_3\text{Al}_5\text{O}_{12}$, have interesting magnetic properties. Yttrium iron garnet is also exceptionally efficient as both a transmitter and transducer of acoustic energy. Yttrium aluminum garnet, with a hardness of 8.5, is also finding use as a gemstone (simulated diamond). Small amounts of yttrium (0.1 to 0.2%) can be used to reduce the grain size in chromium, molybdenum, zirconium, and titanium, and to

increase strength of aluminum and magnesium alloys. Alloys with other useful properties can be obtained by using yttrium as an additive. The metal can be used as a deoxidizer for vanadium and other nonferrous metals. The metal has a low cross section for nuclear capture. ^{90}Y , one of the isotopes of yttrium, exists in equilibrium with its parent ^{90}Sr , a product of atomic explosions. Yttrium has been considered for use as a nodulizer for producing nodular cast iron, in which the graphite forms compact nodules instead of the usual flakes. Such iron has increased ductility. Yttrium is also finding application in laser systems and as a catalyst for ethylene polymerization. It has also potential use in ceramic and glass formulas, as the oxide has a high melting point and imparts shock resistance and low expansion characteristics to glass. Natural yttrium contains but one isotope, ^{89}Y . Forty-three other unstable isotopes and isomers have been characterized. Yttrium metal of 99.9% purity is commercially available at a cost of about \$5/g.

Zinc — (Ger. *Zink*, of obscure origin), Zn; at. wt. 65.39(2); at. no. 30; m.p. 419.53°C ; b.p. 907°C ; sp. gr. 7.133 (25°C); valence 2. Centuries before zinc was recognized as a distinct element, zinc ores were used for making brass. Tubal-Cain, seven generations from Adam, is mentioned as being an "instructor in every artifice in brass and iron." An alloy containing 87% zinc has been found in prehistoric ruins in Transylvania. Metallic zinc was produced in the 13th century A.D. in India by reducing calamine with organic substances such as wool. The metal was rediscovered in Europe by Marggraf in 1746, who showed that it could be obtained by reducing *calamine* with charcoal. The principal ores of zinc are *sphalerite* or *blende* (sulfide), *smithsonite* (carbonate), *calamine* (silicate), and *franklinite* (zinc, manganese, iron oxide). Canada, Japan, Belgium, Germany, and The Netherlands are suppliers of zinc ores. Zinc is also mined in Alaska, Tennessee, Missouri, and elsewhere in the U.S. Zinc can be obtained by roasting its ores to form the oxide and by reduction of the oxide with coal or carbon, with subsequent distillation of the metal. Other methods of extraction are possible. Naturally occurring zinc contains five stable isotopes. Twenty-five other unstable isotopes and isomers are recognized. Zinc is a bluish-white, lustrous metal. It is brittle at ordinary temperatures but malleable at 100 to 150°C . It is a fair conductor of electricity, and burns in air at high red heat with evolution of white clouds of the oxide. The metal is employed to form numerous alloys with other metals. Brass, nickel silver, typewriter metal, commercial bronze, spring brass, German silver, soft solder, and aluminum solder are some of the more important alloys. Large quantities of zinc are used to produce die castings, used extensively by the automotive, electrical, and hardware industries. An alloy called *Prestal*, consisting of 78% zinc and 22% aluminum is reported to be almost as strong as steel but as easy to mold as plastic. It is said to be so plastic that it can be molded into form by relatively inexpensive die casts made of ceramics and cement. It exhibits superplasticity. Zinc is also extensively used to galvanize other metals such as iron to prevent corrosion. Neither zinc nor zirconium is ferromagnetic; but ZrZn_2 exhibits ferromagnetism at temperatures below 35 K. Zinc oxide is a unique and very useful material to modern civilization. It is widely used in the manufacture of paints, rubber products, cosmetics, pharmaceuticals, floor coverings, plastics, printing inks, soap, storage batteries, textiles, electrical equipment, and other products. It has unusual electrical, thermal, optical, and solid-state properties that have not yet been fully investigated. Lithopone, a mixture of zinc sulfide

and barium sulfate, is an important pigment. Zinc sulfide is used in making luminous dials, X-ray and TV screens, and fluorescent lights. The chloride and chromate are also important compounds. Zinc is an essential element in the growth of human beings and animals. Tests show that zinc-deficient animals require 50% more food to gain the same weight as an animal supplied with sufficient zinc. Zinc is not considered to be toxic, but when freshly formed ZnO is inhaled a disorder known as the *oxide shakes* or *zinc chills* sometimes occurs. It is recommended that where zinc oxide is encountered good ventilation be provided. The commercial price of zinc in January 2002 was roughly 40¢/lb (\$90/kg). Zinc metal with a purity of 99.9999% is priced at about \$5/g.

Zirconium — (Syriac, *zargun*, color of gold), Zr; at. wt. 91.224(2); at. no. 40; m.p. 1855°C; b.p. 4409°C; sp. gr. 6.506 (20°C); valence +2, +3, and +4. The name *zircon* may have originated from the Syriac word *zargono*, which describes the color of certain gemstones now known as *zircon*, *jargon*, *hyacinth*, *jacinth*, or *ligure*. This mineral, or its variations, is mentioned in biblical writings. These minerals were not known to contain this element until Klaproth, in 1789, analyzed a *jargon* from Sri Lanka and found a new earth, which Werner named zircon (*silex circonius*), and Klaproth called *Zirkonerde* (*zirconia*). The impure metal was first isolated by Berzelius in 1824 by heating a mixture of potassium and potassium zirconium fluoride in a small iron tube. Pure zirconium was first prepared in 1914. Very pure zirconium was first produced in 1925 by van Arkel and de Boer by an iodide decomposition process they developed. Zirconium is found in abundance in S-type stars, and has been identified in the sun and meteorites. Analyses of lunar rock samples obtained during the various Apollo missions to the moon show a surprisingly high zirconium oxide content, compared with terrestrial rocks. Naturally occurring zirconium contains five isotopes. Thirty-one other radioactive isotopes and isomers are known to exist. *Zircon*, $ZrSiO_4$, the principal ore, is found in deposits in Florida, South Carolina, Australia, South Africa, and elsewhere. *Baddeleyite*, found in Brazil, is an important zirconium mineral. It is principally pure ZrO_2 in crystalline form having a hafnium content of about 1%. Zirconium also occurs in some 30 other recognized mineral species. Zirconium is produced commercially by reduction of

the chloride with magnesium (the Kroll Process), and by other methods. It is a grayish-white lustrous metal. When finely divided, the metal may ignite spontaneously in air, especially at elevated temperatures. The solid metal is much more difficult to ignite. The inherent toxicity of zirconium compounds is low. Hafnium is invariably found in zirconium ores, and the separation is difficult. Commercial-grade zirconium contains from 1 to 3% hafnium. Zirconium has a low absorption cross section for neutrons, and is therefore used for nuclear energy applications, such as for cladding fuel elements. Commercial nuclear power generation now takes more than 90% of zirconium metal production. Reactors of the size now being made may use as much as a half-million lineal feet of zirconium alloy tubing. Reactor-grade zirconium is essentially free of hafnium. *Zircaloy* is an important alloy developed specifically for nuclear applications. Zirconium is exceptionally resistant to corrosion by many common acids and alkalis, by sea water, and by other agents. It is used extensively by the chemical industry where corrosive agents are employed. Zirconium is used as a getter in vacuum tubes, as an alloying agent in steel, in surgical appliances, photoflash bulbs, explosive primers, rayon spinnerets, lamp filaments, etc. It is used in poison ivy lotions in the form of the carbonate as it combines with *urushiol*. With niobium, zirconium is superconductive at low temperatures and is used to make superconductive magnets. Alloyed with zinc, zirconium becomes magnetic at temperatures below 35 K. Zirconium oxide (*zircon*) has a high index of refraction and is used as a gem material. The impure oxide, *zirconia*, is used for laboratory crucibles that will withstand heat shock, for linings of metallurgical furnaces, and by the glass and ceramic industries as a refractory material. Its use as a refractory material accounts for a large share of all zirconium consumed. Zirconium tungstate is an unusual material that shrinks, rather than expands, when heated. A few other compounds are known to possess this property, but they tend to shrink in one direction, while they stretch out in others in order to maintain an overall volume. Zirconium tungstate shrinks in all directions over a wide temperature range of from near absolute zero to +777°C. It is being considered for use in composite materials where thermal expansion may be a problem. Zirconium of about 99.5% purity is available at a cost of about \$2000/kg or about \$4/g.

PHYSICAL CONSTANTS OF INORGANIC COMPOUNDS

The compounds in this table were selected on the basis of their laboratory and industrial importance, as well as their value in illustrating trends in the variation of physical properties with position in the periodic table. An effort has been made to include the most frequently encountered inorganic substances; a limited number of organometallics are also covered. Many, if not most, of the compounds that are solids at ambient temperature can exist in more than one crystalline modification. In the absence of other information, the data given here can be assumed to apply to the most stable or common crystalline form. In many cases however, two or more forms are of practical importance, and separate entries will be found in the table.

Compounds are arranged primarily in alphabetical order by the most commonly used name. However, adjustments are made in many instances so as to bring closely related compounds together. For example, hydrides of elements such as boron, silicon, and germanium are grouped together immediately following the entry for the parent element, since they would otherwise be scattered throughout the table. Likewise, the oxoacids of an element are given in one group whenever a strict alphabetical order would separate them (e.g., sulfuric acid and fluorosulfuric acid). The Formula Index following the table provides another means of locating a compound. There is also an index to CAS Registry Numbers.

The following data fields appear in the table:

- **Name:** Systematic name for the substance. The valence state of a metallic element is indicated by a Roman numeral, e.g., copper in the +1 state is written as copper(I) rather than cuprous, iron in the +3 state is iron(III) rather than ferric.
 - **Formula:** The simplest descriptive formula is given, but this does not necessarily specify the actual structure of the compound. For example, aluminum chloride is designated as AlCl_3 , even though a more accurate representation of the structure in the solid phase (and, under some conditions, in the gas phase) is Al_2Cl_6 . A few exceptions are made, such as the use of Hg_2^{+2} for the mercury(I) ion.
 - **CAS Registry Number:** Chemical Abstracts Service Registry Number. An asterisk* following the CAS RN for a hydrate indicates that the number refers to the anhydrous compound. In most cases the generic CAS RN for the compound is given rather than the number for a specific crystalline form or mineral.
 - **Mol. Weight:** Molecular weight (relative molar mass) as calculated with the 2005 IUPAC Recommended Atomic Weights. The number of decimal places corresponds to the number of places in the atomic weight of the least accurately known element (e.g., one place for lead compounds, two places for compounds of selenium, germanium, etc.); a maximum of three places is given. For compounds of radioactive elements for which IUPAC makes no recommendation, the mass number of the isotope with longest half-life is used.
- **Physical Form:** The crystal system is given, when available, for compounds that are solid at room temperature, together with color and other descriptive features. Abbreviations are listed below.
 - **mp:** Normal melting point in °C. The notation tp indicates the temperature where solid, liquid, and gas are in equilibrium at a pressure greater than one atmosphere (i.e., the normal melting point does not exist). When available, the triple point pressure is listed.
 - **bp:** Normal boiling point in °C (referred to 101.325 kPa or 760 mmHg pressure). The notation sp following the number indicates the temperature where the pressure of the vapor in equilibrium with the solid reaches 101.325 kPa. See Reference 8, p. 23, for further discussion of sublimation points and triple points. A notation “sublimes” without a temperature being given indicates that there is a perceptible sublimation pressure above the solid at ambient temperatures.
 - **Density:** Density values for solids and liquids are always in units of grams per cubic centimeter and can be assumed to refer to temperatures near room temperature unless otherwise stated. Values for gases are the calculated ideal gas densities in grams per liter at 25°C and 101.325 kPa; the unit is always specified for a gas value.
 - **Aqueous Solubility:** Solubility is expressed as the number of grams of the compound (excluding any water of hydration) that will dissolve in 100 grams of water. The temperature in °C is given as a superscript. Solubility at other temperatures can be found for many compounds in the table “Aqueous Solubility of Inorganic Compounds at Various Temperatures” in Section 8.
 - **Qualitative Solubility:** Qualitative information on the solubility in other solvents (and in water, if quantitative data are unavailable) is given here. The abbreviations are:
 - i insoluble
 - sl slightly soluble
 - s soluble
 - vs very soluble
 - reac reacts with the solvent

Data were taken from a wide variety of reliable sources, including monographs, treatises, review articles, evaluated compilations and databases, and in many cases the primary literature. Some of the most useful references for the properties covered here are listed below.

List of Abbreviations

Ac - acetyl	blk - black	cub - cubic	exp - explodes, explosive
ace - acetone	brn - brown	cyhex - cyclohexane	extrap - extrapolated
acid - acid solutions	bz - benzene	dec - decomposes	flam - flammable
alk - alkaline solutions	chl - chloroform	dil - dilute	gl - glass, glassy
amorp - amorphous	col - colorless	diox - dioxane	grn - green
anh - anhydrous	conc - concentrated	eth - ethyl ether	hc - hydrocarbon solvents
aq - aqueous	cry - crystals, crystalline	EtOH - ethanol	hex - hexagonal, hexane

hp - heptane
HT - high temperature
hyd - hydrate
hyg - hygroscopic
i - insoluble in
liq - liquid
LT - low temperature
MeOH - methanol
monocl - monoclinic
octahed - octahedral
oran - orange

orth - orthorhombic
os - organic solvents
peth - petroleum ether
pow - powder
prec - precipitate
pur - purple
py - pyridine
reac - reacts with
refrac - refractory
rhomb - rhombohedral
r.t. - room temperature

s - soluble in
silv - silvery
sl - slightly soluble in
soln - solution
sp - sublimation point
stab - stable
subl - sublimes
temp - temperature
tetr - tetragonal
thf - tetrahydrofuran
tol - toluene

tp - triple point
trans - transition, transformation
tricl - triclinic
trig - trigonal
unstab - unstable
viol - violet
visc - viscous
vs - very soluble in
wh - white
xyl - xylene
yel - yellow

References

- Phillips, S. L., and Perry, D.L., *Handbook of Inorganic Compounds*, CRC Press, Boca Raton, FL, 1995.
- Trotman-Dickenson, A. F., Executive Editor, *Comprehensive Inorganic Chemistry*, Vol. 1-5, Pergamon Press, Oxford, 1973.
- Greenwood, N. N., and Earnshaw, A., *Chemistry of the Elements, Second Edition*, Butterworth-Heinemann, Oxford, 1997.
- Wiberg, N., Wiberg, E., and Holleman, H. F., *Inorganic Chemistry, 34th Edition*, Academic Press, San Diego, 2001.
- GMELIN Handbook of Inorganic and Organometallic Chemistry*, Springer-Verlag, Heidelberg.
- Chase, M.W., Davies, C.A., Downey, J.R., Frurip, D. J., McDonald, R.A., and Syverud, A.N.; *JANAF Thermochemical Tables, Third Edition, J. Phys. Chem. Ref. Data*, Vol. 14, Suppl. 1, 1985; Chase, M. W., *NIST-JANAF Thermochemical Tables, Fourth Edition, J. Phys. Chem. Ref. Data*, Monograph No. 9, 1998.
- Landolt-Börnstein, Numerical Data and Functional Relationships in Science and Technology, New Series*, IV/19A, "Thermodynamic Properties of Inorganic Materials compiled by SGTE", Springer-Verlag, Heidelberg; Part 1, 1999; Part 2, 1999; Part 3, 2000; Part 4, 2001.
- Lide, D. R., and Kehiaian, H.V., *CRC Handbook of Thermophysical and Thermochemical Data*, CRC Press, Boca Raton, FL, 1994.
- Kirk-Othmer Concise Encyclopedia of Chemical Technology*, Wiley-Interscience, New York, 1985.
- Dictionary of Inorganic Compounds*, Chapman & Hall, New York, 1992.
- Massalski, T. B., ed., *Binary Alloy Phase Diagrams, 2nd Edition*, ASM International, Metals Park, Ohio, 1990.
- Dinsdale, A.T., "SGTE Data for Pure Elements", *CALPHAD*, 15, 317-425, 1991.
- Madelung, O., *Semiconductors: Group IV Elements and III-IV Compounds*, Springer-Verlag, Heidelberg, 1991.
- Lidin, R. A., Andreeva, L. L., and Molochko, V. A., *Constants of Inorganic Substances*, Begell House, New York, 1995.
- Gurvich, L. V., Veyts, I. V., and Alcock, C. B., *Thermodynamic Properties of Individual Substances, Fourth Edition*, Hemisphere Publishing Corp., New York, 1989.
- The Combined Chemical Dictionary on CDROM, Version 9:1*, Chapman & Hall/CRC, Boca Raton, FL, & London, 2005.
- Macdonald, F., Editor, *Chapman & Hall/CRC Combined Chemical Dictionary*, <<http://www.chemnetbase.com/scripts/ccdweb.exe>>.
- Sangeeta, G., and LaGraff, J. R., *Inorganic Materials Chemistry, Second Edition*, CRC Press, Boca Raton, FL, & London, 2005.
- Stern, K. H., *High Temperature Properties and Thermal Decomposition of Inorganic Salts with Oxyanions*, CRC Press, Boca Raton, FL, & London, 2001.
- Donnay, J.D.H., and Ondik, H.M., *Crystal Data Determinative Tables, Third Edition, Volumes 2 and 4, Inorganic Compounds*, Joint Committee on Powder Diffraction Standards, Swarthmore, PA, 1973.
- Robie, R., Bethke, P. M., and Beardsley, K. M., *Selected X-ray Crystallographic Data, Molar Volumes, and Densities of Minerals and Related Substances*, U.S. Geological Survey Bulletin 1248, 1967.
- Carmichael, R. S., *Practical Handbook of Physical Properties of Rocks and Minerals*, CRC Press, Boca Raton, FL, 1989.
- Deer, W. A., Howie, R.A., and Zussman, J., *An Introduction to the Rock-Forming Minerals*, 2nd Edition, Longman Scientific & Technical, Harlow, Essex, 1992.
- Linstrom, P. J., and Mallard, W. G., Editors, NIST Chemistry WebBook, NIST Standard Reference Database No. 69, June 2005, National Institute of Standards and Technology, Gaithersburg, MD 20899, <<http://webbook.nist.gov>>.
- Phase Diagrams for Ceramists, Volumes 1-8; ACeS-NIST Phase Equilibrium Diagrams, Volumes 9-13*, American Ceramic Society, Westerville, Ohio, 1964-2001.

No.	Name	Formula	CAS Reg No.	Mol. weight	Physical form	mp/°C	bp/°C	Density g cm ⁻³	Solubility g/100 g H ₂ O	Qualitative solubility
1	Actinium	Ac	7440-34-8	227	silv metal; cub	1050	3198	10		
2	Actinium bromide	AcBr ₃	33689-81-5	467	wh hex cry		800 subl	5.85		s H ₂ O
3	Actinium chloride	AcCl ₃	22986-54-5	333	wh hex cry		960 subl	4.81		
4	Actinium fluoride	AcF ₃	33689-80-4	284	wh hex cry			7.88		i H ₂ O
5	Actinium iodide	AcI ₃	33689-82-6	608	wh cry					s H ₂ O
6	Actinium oxide	Ac ₂ O ₃	12002-61-8	502	wh hex cry	1977		9.19		i H ₂ O
7	Aluminum	Al	7429-90-5	26.982	silv-wh metal; cub cry	660.32	2519	2.70		i H ₂ O; s acid, alk
8	Aluminum acetate	Al(C ₂ H ₃ O ₂) ₃	139-12-8	204.113	wh hyg solid	dec				s H ₂ O; sl ace
9	Aluminum diacetate	Al(OH)(C ₂ H ₃ O ₂) ₂	142-03-0	162.078	wh amorp powder					i H ₂ O
10	Aluminum ammonium sulfate	AlNH ₄ (SO ₄) ₂	7784-25-0	237.146	wh powder					sl H ₂ O; i EtOH
11	Aluminum ammonium sulfate dodecahydrate	AlNH ₄ (SO ₄) ₂ · 12H ₂ O	7784-26-1	453.329	col cry or powder	94.5	>280 dec	1.65		s H ₂ O; i EtOH
12	Aluminum antimonide	AlSb	25152-52-7	148.742	brn cub cry	1065		4.26		
13	Aluminum arsenide	AlAs	22831-42-1	101.903	oran cub cry; hyg	1740		3.76		
14	Aluminum borate	2Al ₂ O ₃ · B ₂ O ₃	11121-16-7	273.543	needles	≈1050				i H ₂ O
15	Aluminum borohydride	Al(BH ₄) ₃	16962-07-5	71.510	flam liq	-64.5	44.5			reac H ₂ O
16	Aluminum bromate nonahydrate	Al(BrO ₃) ₃ · 9H ₂ O	11126-81-1*	572.826	wh hyg cry	62	>100 dec			s H ₂ O
17	Aluminum bromide	AlBr ₃	7727-15-3	266.694	wh-yel monocl cry; hyg	97.5	255	3.2		reac H ₂ O; s bz, tol

No.	Name	Formula	CAS Reg No.	Mol. weight	Physical form	mp/°C	bp/°C	Density g cm ⁻³	Solubility g/100 g H ₂ O	Qualitative solubility
18	Aluminum bromide hexahydrate	AlBr ₃ · 6H ₂ O	7784-11-4	374.785	col-yel hyg cry	93		2.54		s H ₂ O, EtOH, CS ₂
19	Aluminum carbide	Al ₄ C ₃	1299-86-1	143.958	yel hex cry	2100	>2200 dec	2.36		reac H ₂ O
20	Aluminum chlorate nonahydrate	Al(ClO ₃) ₃ · 9H ₂ O	15477-33-5	439.473	hyg cry					vs H ₂ O; s EtOH
21	Aluminum chloride	AlCl ₃	7446-70-0	133.341	wh hex cry or powder; hyg	192.6	180 sp	2.48	45.1 ²⁵	s bz, ctc, chl
22	Aluminum chloride hexahydrate	AlCl ₃ · 6H ₂ O	7784-13-6	241.432	col hyg cry	100 dec		2.398	45.1 ²⁵	s EtOH, eth
23	Dichloromethylaluminum	AlCl ₂ CH ₃	917-65-7	112.923	cry	72.7	95 ¹⁰			s bz, eth, hc
24	Chlorodiethylaluminum	AlCl(C ₂ H ₅) ₂	96-10-6	120.557	col liq	-74		0.96		reac H ₂ O
25	Chlorodiisobutylaluminum	AlCl(C ₄ H ₉) ₂	1779-25-5	176.664	hyg col liq	-40		0.95		s eth, hx
26	Aluminum diboride	AlB ₂	12041-50-8	48.604	powder	>920 dec		3.19		s dil HCl
27	Aluminum dodecaboride	AlB ₁₂	12041-54-2	156.714	yel-brn prisms	2070		2.55		s hot HNO ₃ ; i acid, alk
28	Aluminum ethanolate	Al(C ₂ H ₅ O) ₃	555-75-9	162.163	liq, condenses to wh solid	140				reac H ₂ O; sl xyl
29	Aluminum fluoride	AlF ₃	7784-18-1	83.977	wh hex cry	2250 tp (220 MPa)	1276 sp	3.10	0.50 ²⁵	
30	Aluminum fluoride monohydrate	AlF ₃ · H ₂ O	32287-65-3	101.992	orth cry			2.17	0.50 ²⁵	
31	Aluminum fluoride trihydrate	AlF ₃ · 3H ₂ O	15098-87-0	138.023	wh hyg cry			1.914	0.50 ²⁵	
32	Aluminum hexafluorosilicate nonahydrate	Al ₂ (SiF ₆) ₃ · 9H ₂ O	17099-70-6	642.329	hex prisms	>500 dec				s H ₂ O
33	Aluminum hydride	AlH ₃	7784-21-6	30.006	col hex cry	>150 dec				reac H ₂ O
34	Aluminum hydroxide	Al(OH) ₃	21645-51-2	78.004	wh amorp powder			2.42		i H ₂ O; s alk, acid
35	Aluminum hydroxychloride	Al ₂ (OH) ₂ Cl · 2H ₂ O	1327-41-9	210.483	gl solid					s H ₂ O
36	Aluminum iodide	AlI ₃	7784-23-8	407.695	wh leaflets	188.28	382	3.98		reac H ₂ O
37	Aluminum iodide hexahydrate	AlI ₃ · 6H ₂ O	10090-53-6	515.786	yel hyg cry powder					vs H ₂ O; s EtOH, eth
38	Aluminum lactate	Al(C ₃ H ₅ O ₃) ₃	18917-91-4	294.192	powder					vs H ₂ O
39	Aluminum molybdate	Al ₂ (MoO ₄) ₃	15123-80-5	533.78	wh pow	≈950				
40	Aluminum nitrate	Al(NO ₃) ₃	13473-90-0	212.997	wh hyg solid	dec			68.9 ²⁵	vs EtOH; sl ace
41	Aluminum nitrate nonahydrate	Al(NO ₃) ₃ · 9H ₂ O	7784-27-2	375.134	wh hyg monocl cry	73	135 dec	1.72	68.9 ²⁵	vs EtOH; i pyr
42	Aluminum nitride	AlN	24304-00-5	40.989	blue-wh hex cry	3000		3.255		reac H ₂ O
43	Aluminum oleate	Al(C ₁₈ H ₃₃ O ₂) ₃	688-37-9	871.342	yel solid					i H ₂ O; s EtOH, bz
44	Aluminum oxalate monohydrate	Al ₂ (C ₂ O ₄) ₃ · H ₂ O	814-87-9	336.035	wh pow					i H ₂ O, EtOH; s acid
45	Aluminum oxide (α)	Al ₂ O ₃	1344-28-1	101.961	wh powder; hex	2054	2977	3.99		i H ₂ O, os; sl alk
46	Aluminum oxide (γ)	Al ₂ O ₃	1344-28-1	101.961	soft wh pow	trans to corundum 1200		3.97		i H ₂ O; s acid; sl alk
47	Aluminum oxyhydroxide (boehmite)	AlO(OH)	1318-23-6	59.989	wh orth cry	trans to diasphore 227		3.07		i H ₂ O; s hot acid, alk
48	Aluminum oxyhydroxide (diaspore)	AlO(OH)	14457-84-2	59.989	orth cry	dec 450		3.38		i H ₂ O; s acid, alk
49	Aluminum palmitate	Al(C ₁₅ H ₃₁ COO) ₃	555-35-1	793.230	wh-yel powder					i H ₂ O, EtOH; s peth
50	Aluminum 2,4-pentanedioate	Al(CH ₃ COCHCOCH ₃) ₃	13963-57-0	324.306	pale yel prisms	194.6	315	1.27		i H ₂ O; s bz, EtOH; sl hex
51	Aluminum perchlorate	Al(ClO ₄) ₃	14452-39-2	325.334	wh hyg cry				55 ⁰	s H ₂ O, eth; i ctc
52	Aluminum perchlorate nonahydrate	Al(ClO ₄) ₃ · 9H ₂ O	14452-39-2	487.471	wh hyg cry	82 dec		2.0	182.4 ⁰	
53	Aluminum phosphate	AlPO ₄	7784-30-7	121.953	wh rhomb plates	>1460		2.56		i H ₂ O; sl acid
54	Aluminum phosphate dihydrate	AlPO ₄ · 2H ₂ O	13477-75-3	157.984	wh rhom cry	dec 1500		2.54		i H ₂ O
55	Aluminum phosphate trihydroxide	Al ₂ (OH) ₃ PO ₄	12004-29-4	199.957	wh or yel monocl cry			2.7		
56	Aluminum metaphosphate	Al(PO ₃) ₃	32823-06-6	263.898	col powder; tetr	≈1525		2.78		i H ₂ O
57	Aluminum hypophosphite	Al(H ₂ PO ₂) ₃	7784-22-7	221.948	cry powder	220 dec				i H ₂ O; s alk, acid
58	Aluminum phosphide	AlP	20859-73-8	57.956	grn or yel cub cry	2550		2.40		reac H ₂ O
59	Aluminum selenide	Al ₂ Se ₃	1302-82-5	290.84	yel-brown powder	960		3.437		reac H ₂ O
60	Aluminum silicate (andalusite)	Al ₂ SiO ₅	12183-80-1	162.046	gray-grn cry			3.145		
61	Aluminum silicate (kyanite)	Al ₂ SiO ₅	1302-76-7	162.046	blue or gray tricl cry	dec 1000		3.68		
62	Aluminum silicate (mullite)	3Al ₂ O ₃ · 2SiO ₂	1302-93-8	426.052	col orth cry	1750		3.17		i H ₂ O, acid, HF
63	Aluminum silicate (sillimanite)	Al ₂ SiO ₅	12141-45-6	162.046	wh orth cry	1816		3.25		
64	Aluminum silicate dihydrate	Al ₂ O ₃ · 2SiO ₂ · 2H ₂ O	1332-58-7	258.161	wh-yel powder; tricl			2.59		i H ₂ O, acid, alk
65	Aluminum stearate	Al(C ₁₈ H ₃₅ O ₂) ₃	637-12-7	877.390	wh powder	115		1.070		i H ₂ O, EtOH, eth; s alk
66	Aluminum monostearate	Al(OH) ₂ (C ₁₈ H ₃₅ O ₂)	7047-84-9	344.467	yel-wh pow	155		1.02		i H ₂ O
67	Aluminum distearate	Al(OH)(C ₁₈ H ₃₅ O ₂) ₂	300-92-5	610.928	wh pow	145				i H ₂ O
68	Aluminum sulfate	Al ₂ (SO ₄) ₃	10043-01-3	342.151	wh cry	1040 dec			38.5 ²⁵	i EtOH
69	Aluminum sulfate octadecahydrate	Al ₂ (SO ₄) ₃ · 18H ₂ O	7784-31-8	666.426	col monocl cry	86 dec		1.69	38.5 ²⁵	
70	Aluminum sulfide	Al ₂ S ₃	1302-81-4	150.158	yel-gray powder	1100		2.02		
71	Aluminum telluride	Al ₂ Te ₃	12043-29-7	436.76	gray-blk hex cry	≈895		4.5		

No.	Name	Formula	CAS Reg No.	Mol. weight	Physical form	mp/°C	bp/°C	Density g cm ⁻³	Solubility g/100 g H ₂ O	Qualitative solubility
72	Aluminum thiocyanate	Al(SCN) ₃	538-17-0	201.229	yel powder					s H ₂ O; i EtOH, eth
73	Aluminum titanate	Al ₂ TiO ₅	12004-39-6	181.827	refrac solid	1860				
74	Aluminum zirconium	Al ₂ Zr	12004-50-1	145.187	metallic solid	1645				
75	Americium	Am	7440-35-9	243	silv metal; hex or cub	1176	2011	12		s acid
76	Americium(III) oxide	Am ₂ O ₃	12254-64-7	534	tan hex cry			11.77		s acid
77	Americium(III) bromide	AmBr ₃	14933-38-1	483	wh orth cry			6.85		s H ₂ O
78	Americium(III) chloride	AmCl ₃	13464-46-5	349	pink hex cry	500		5.87		
79	Americium(III) fluoride	AmF ₃	13708-80-0	300	pink hex cry	1393		9.53		
80	Americium(III) iodide	AmI ₃	13813-47-3	624	yel ortho cry	≈950		6.9		
81	Americium(IV) fluoride	AmF ₄	15947-41-8	319	tan mono cry			7.23		
82	Americium(IV) oxide	AmO ₂	12005-67-3	275	blk cub cry	>1000 dec		11.68		s acid
83	Ammonia	NH ₃	7664-41-7	17.031	col gas	-77.73	-33.33	0.696 g/L		vs H ₂ O; s EtOH, eth
84	Ammonium acetate	NH ₄ C ₂ H ₃ O ₂	631-61-8	77.083	wh hyg cry	114		1.073	148 ⁴	s EtOH; sl ace
85	Ammonium azide	NH ₄ N ₃	12164-94-2	60.059	orth cry; flam	160	exp	1.346	20.2 ³⁰	
86	Ammonium benzoate	NH ₄ C ₆ H ₅ O ₂	1863-63-4	139.152	wh cry or powder	198		1.26		s H ₂ O; sl EtOH
87	Ammonium bromate	NH ₄ BrO ₃	13843-59-9	145.941	col hex cry	exp				vs H ₂ O
88	Ammonium bromide	NH ₄ Br	12124-97-9	97.943	wh hyg tetr cry	542 dec	396 sp	2.429	78.3 ²⁵	s EtOH, ace; sl eth
89	Ammonium caprylate	NH ₄ C ₈ H ₁₅ O ₂	5972-76-9	161.243	hyg mono cry	≈75				rac H ₂ O; s EtOH; i chl, bz
90	Ammonium carbamate	NH ₄ COONH ₄	1111-78-0	78.071	cry powder					vs H ₂ O; s EtOH
91	Ammonium carbonate	(NH ₄) ₂ CO ₃	506-87-6	96.086	col cry powder	58 dec			100 ¹⁵	
92	Ammonium chlorate	NH ₄ ClO ₃	10192-29-7	101.490	wh cry	102 exp		1.80	28.7 ⁹	
93	Ammonium chloride	NH ₄ Cl	12125-02-9	53.492	col cub cry	520.1 tp (dec)	338 sp	1.519	39.5 ²⁵	
94	Ammonium chromate	(NH ₄) ₂ CrO ₄	7788-98-9	152.071	yel cry	185 dec		1.90	37 ²⁵	sl ace, MeOH; i EtOH
95	Ammonium chromic sulfate dodecahydrate	NH ₄ Cr(SO ₄) ₂ · 12H ₂ O	10022-47-6	478.343	blue-viol cry	94 dec		1.72		s H ₂ O; sl EtOH
96	Ammonium cobalt(II) phosphate	CoNH ₄ PO ₄	14590-13-7	171.943	red-viol powder (hyd)					i H ₂ O; s acid
97	Ammonium cobalt(II) phosphate monohydrate	CoNH ₄ PO ₄ · H ₂ O	16827-96-6	189.959	red-purp orth plates	dec 450				s acid
98	Ammonium cobalt(II) sulfate hexahydrate	(NH ₄) ₂ Co(SO ₄) ₂ · 6H ₂ O	13586-38-4	395.227	red mono cry			1.90		s H ₂ O; i EtOH
99	Ammonium copper(II) chloride	CuCl ₂ · 2NH ₄ Cl	10060-13-6*	241.435	yel hyg orth cry					s H ₂ O
100	Ammonium copper(II) chloride dihydrate	CuCl ₂ · 2NH ₄ Cl · 2H ₂ O	10060-13-6	277.465	blue-grn tetr cry	110 dec		1.993		s H ₂ O, EtOH
101	Ammonium cyanide	NH ₄ CN	12211-52-8	44.056	col tetr cry	dec		1.10		vs H ₂ O
102	Ammonium dichromate	(NH ₄) ₂ Cr ₂ O ₇	7789-09-5	252.065	oran-red mono cry; hyg	180 dec		2.155	35.6 ²⁰	
103	Ammonium dihydrogen arsenate	NH ₄ H ₂ AsO ₄	13462-93-6	158.975	tetr cry	300 dec		2.311	52.7 ²⁵	
104	Ammonium dihydrogen phosphate	NH ₄ H ₂ PO ₄	7722-76-1	115.026	wh tetr cry	190		1.80	40.4 ²⁵	sl EtOH; i ace
105	Ammonium <i>O,O</i> -diethyldithiophosphate	(C ₂ H ₅) ₂ P(S)SNH ₄	1068-22-0	203.264	cry	165				
106	Ammonium dithiocarbamate	NH ₄ NH ₂ CSS	513-74-6	110.202	yel ortho cry	99 dec		1.45		s H ₂ O
107	Ammonium ferricyanide trihydrate	(NH ₄) ₃ Fe(CN) ₆ · 3H ₂ O	14221-48-8*	320.110	red cry					s H ₂ O; i EtOH
108	Ammonium ferrocyanide trihydrate	(NH ₄) ₄ Fe(CN) ₆ · 3H ₂ O	14481-29-9*	338.149	yel cry	dec				s H ₂ O; i EtOH
109	Ammonium fluoride	NH ₄ F	12125-01-8	37.037	wh hex cry; hyg	238		1.015	83.5 ²⁵	sl EtOH
110	Ammonium fluorosulfonate	NH ₄ SO ₃ F	13446-08-7	117.100	col needles	245				s H ₂ O, EtOH, MeOH
111	Ammonium formate	NH ₄ CHO ₂	540-69-2	63.057	hyg cry	116		1.27	143 ²⁰	s EtOH
112	Ammonium heptafluorotantalate	(NH ₄) ₇ TaF ₇	12022-02-5	350.014	hyg cry					
113	Ammonium hexabromoosmate(IV)	(NH ₄) ₂ OsBr ₆	24598-62-7	705.73	small blk cubes					sl H ₂ O; s glycerol; i EtOH
114	Ammonium hexabromoplatinate(IV)	(NH ₄) ₂ PtBr ₆	17363-02-9	710.585	powder	145 dec			0.59 ²⁰	
115	Ammonium hexachloroiridate(III)	(NH ₄) ₃ IrCl ₆	15752-05-3	459.050	grn pow					
116	Ammonium hexachloroiridate(IV)	(NH ₄) ₃ IrCl ₆	16940-92-4	441.012	blk cry powder	dec		2.856	1.09 ²⁵	
117	Ammonium hexachloroosmate(IV)	(NH ₄) ₂ OsCl ₆	12125-08-5	439.03	red cry or powder		subl	2.93		s H ₂ O, EtOH
118	Ammonium hexachloropalladate(IV)	(NH ₄) ₂ PdCl ₆	19168-23-1	355.22	red-brn hyg cry	dec		2.418		
119	Ammonium hexachloroplatinate(IV)	(NH ₄) ₂ PtCl ₆	16919-58-7	443.879	red-oran cub cry	380 dec		3.065	0.5 ²⁰	i EtOH
120	Ammonium hexachlororuthenate(IV)	(NH ₄) ₂ RuCl ₆	18746-63-9	349.87	red cry					
121	Ammonium hexafluoroaluminate	(NH ₄) ₂ AlF ₆	7784-19-2	195.087	cub cry			1.78		s H ₂ O
122	Ammonium hexafluorogallate	(NH ₄) ₃ GaF ₆	14639-94-2	237.828	col cub cry	>200 dec		2.10		
123	Ammonium hexafluorogermanate	(NH ₄) ₃ GeF ₆	16962-47-3	222.71	wh cry	380	subl	2.564		s H ₂ O; i EtOH
124	Ammonium hexafluorophosphate	NH ₄ PF ₆	16941-11-0	163.003	wh cub cry	58 dec		2.180		vs H ₂ O; s ace, EtOH, MeOH
125	Ammonium hexafluorosilicate	(NH ₄) ₂ SiF ₆	16919-19-0	178.153	wh cub or trig cry	dec		2.011	22.7 ²⁵	i EtOH, ace
126	Ammonium hexafluorotitanate	(NH ₄) ₂ TiF ₆	16962-40-6	197.934	wh solid					s H ₂ O

No.	Name	Formula	CAS Reg No.	Mol. weight	Physical form	mp/°C	bp/°C	Density g cm ⁻³	Solubility g/100 g H ₂ O	Qualitative solubility
127	Ammonium hexafluorozirconate(IV)	(NH ₄) ₂ ZrF ₆	16919-31-6	241.291	wh hex cry			1.154		s H ₂ O
128	Ammonium hydrogen arsenate	(NH ₄) ₂ HAsO ₄	7784-44-3	176.004	wh powder			1.99		s H ₂ O
129	Ammonium hydrogen carbonate	NH ₄ HCO ₃	1066-33-7	79.056	col or wh prisms	107 dec		1.586	24.8 ²⁵	i EtOH, bz
130	Ammonium hydrogen citrate	(NH ₄) ₃ HC ₆ H ₅ O ₇	3012-65-5	226.184	col cry			1.48		vs H ₂ O; sl EtOH
131	Ammonium hydrogen fluoride	NH ₄ HF ₂	1341-49-7	57.044	wh orth cry	125	240 dec	1.50	60.2 ²⁰	
132	Ammonium hydrogen malate	NH ₄ C ₄ H ₅ O ₅	5972-71-4	151.118	orth cry	160		1.15		s H ₂ O; sl EtOH
133	Ammonium hydrogen oxalate monohydrate	NH ₄ HC ₂ O ₄ · H ₂ O	5972-72-5*	125.081	col rhomb cry	dec		1.56		sl H ₂ O, EtOH
134	Ammonium hydrogen phosphate	(NH ₄) ₂ HPO ₄	7783-28-0	132.055	wh cry	155 dec		1.619	69.5 ²⁵	i EtOH, ace
135	Ammonium hydrogen phosphite monohydrate	(NH ₄) ₂ HPO ₃ · H ₂ O	51503-61-8	134.071	hyg cry					s H ₂ O
136	Ammonium hydrogen selenate	NH ₄ HSeO ₄	10294-60-7	162.01	rhomb cry	dec		2.162		
137	Ammonium hydrogen sulfate	NH ₄ HSO ₄	7803-63-6	115.110	wh hyg cry	147		1.78	100 ²⁰	i EtOH, ace, py
138	Ammonium hydrogen sulfide	NH ₄ HS	12124-99-1	51.112	wh tetr or orth cry	dec		1.17	128 ⁹	sl ace; i bz, eth
139	Ammonium hydrogen sulfite	NH ₄ HSO ₃	10192-30-0	99.110	col cry	dec		2.03	71.8 ⁹	
140	Ammonium hydrogen tartrate	NH ₄ HC ₄ H ₄ O ₆	3095-65-6	167.117	wh cry			1.68		sl H ₂ O; s alk; i EtOH
141	Ammonium hydroxide	NH ₄ OH	1336-21-6	35.046	exists only in soln					
142	Ammonium hypophosphite	NH ₄ H ₂ PO ₂	7803-65-8	83.028	wh hyg cry	dec				vs H ₂ O; sl EtOH; i ace
143	Ammonium iodate	NH ₄ IO ₃	13446-09-8	192.941	wh powder	150		3.3	3.84 ²⁵	
144	Ammonium iodide	NH ₄ I	12027-06-4	144.943	wh tetr cry; hyg	551 dec	405 sp	2.514	178 ²⁵	sl EtOH, MeOH
145	Ammonium iron(II) sulfate hexahydrate	(NH ₄) ₂ Fe(SO ₄) ₂ · 6H ₂ O	7783-85-9	392.139	blue-grn monoc cry	≈100 dec		1.86		s H ₂ O; i EtOH
146	Ammonium iron(III) chromate	NH ₄ Fe(CrO ₄) ₂	7789-08-4	305.871	red powder					i H ₂ O
147	Ammonium iron(III) oxalate trihydrate	(NH ₄) ₃ Fe(C ₂ O ₄) ₃ · 3H ₂ O	13268-42-3	428.063	grn monoc cry; hyg	≈160 dec		1.780		vs H ₂ O; i EtOH
148	Ammonium iron(III) sulfate dodecahydrate	NH ₄ Fe(SO ₄) ₂ · 12H ₂ O	7783-83-7	482.192	col to viol cry	≈37		1.71		vs H ₂ O; i EtOH
149	Ammonium lactate	NH ₄ C ₃ H ₅ O ₃	52003-58-4	107.108	col cry	92				s H ₂ O, EtOH; sl MeOH; i ace, eth
150	Ammonium magnesium chloride hexahydrate	NH ₄ MgCl ₃ · 6H ₂ O	39733-35-2	256.794	hyg cry	dec 100		1.46	17 ²⁰	s H ₂ O
151	Ammonium mercuric chloride dihydrate	(NH ₄) ₂ HgCl ₄ · 2H ₂ O	33445-15-7*	414.51	powder					s H ₂ O; sl EtOH
152	Ammonium metatungstate hexahydrate	(NH ₄) ₆ W ₁₂ O ₂₄ · 6H ₂ O	12028-48-7	1887.19	wh cry					s H ₂ O; i EtOH
153	Ammonium metavanadate	NH ₄ VO ₃	7803-55-6	116.979	wh-yel cry	200 dec		2.326	4.8 ²⁰	
154	Ammonium molybdate(VI) tetrahydrate	(NH ₄) ₆ Mo ₇ O ₂₄ · 4H ₂ O	12054-85-2	1235.86	col or grn-yel cry	90 dec		2.498	43	i EtOH
155	Ammonium dimolybdate	(NH ₄) ₂ Mo ₂ O ₇	27546-07-2	339.95	cry					s H ₂ O
156	Ammonium molybdophosphate	(NH ₄) ₃ PO ₄ · 12MoO ₃	12026-66-3	1876.35	grn or yel cry	dec			0.02 ²⁰	sl H ₂ O; s alk
157	Ammonium nitrate	NH ₄ NO ₃	6484-52-2	80.043	wh hyg cry; orth	169.7	dec 200-260	1.72	213 ²⁵	sl MeOH
158	Ammonium nitrite	NH ₄ NO ₂	13446-48-5	64.044	wh-yel cry	60 exp		1.69	221 ²⁵	i eth
159	Ammonium nitroferrocyanide	(NH ₄) ₂ Fe(CN) ₅ NO	14402-70-1	252.016	red-brn cry					s H ₂ O, EtOH
160	Ammonium oleate	NH ₄ C ₁₈ H ₃₃ O ₂	544-60-5	299.493	yel-brn paste	21				s H ₂ O; sl ace
161	Ammonium oxalate	(NH ₄) ₂ C ₂ O ₄	1113-38-8	124.096	col sol			1.5	5.20 ²⁵	
162	Ammonium oxalate monohydrate	(NH ₄) ₂ C ₂ O ₄ · H ₂ O	6009-70-7	142.110	wh orth cry	dec		1.50	5.20 ²⁵	sl EtOH
163	Ammonium palmitate	NH ₄ C ₁₅ H ₃₁ CO ₂	593-26-0	273.455	yel-wh powder	22				s H ₂ O; sl bz, xyl; i ace, EtOH, ctc
164	Ammonium pentaborate tetrahydrate	NH ₄ B ₅ O ₈ · 4H ₂ O	12007-89-5	272.150	wh cry				7.03 ¹⁸	
165	Ammonium pentachlororhodate(III) monohydrate	(NH ₄) ₂ RhCl ₅ · H ₂ O	63771-33-5	334.262	red cry	dec 210				
166	Ammonium pentachlorozincate	(NH ₄) ₃ ZnCl ₅	14639-98-6	296.789	hyg orth cry			1.81		vs H ₂ O
167	Ammonium perchlorate	NH ₄ ClO ₄	7790-98-9	117.490	wh orth cry	dec, exp		1.95	24.5 ²⁵	s MeOH; sl EtOH, ace; i eth
168	Ammonium permanganate	NH ₄ MnO ₄	13446-10-1	136.975	purp rhomb cry	70 dec		2.22	7.9 ¹⁵	
169	Ammonium peroxydisulfate	(NH ₄) ₂ S ₂ O ₈	7727-54-0	228.202	monoc cry or wh powder	dec		1.982	83.5 ²⁵	
170	Ammonium perrhenate	NH ₄ ReO ₄	13598-65-7	268.244	col powder			3.97	6.23 ²⁰	
171	Ammonium phosphate trihydrate	(NH ₄) ₃ PO ₄ · 3H ₂ O	10361-65-6*	203.133	wh prisms				25.0 ²⁵	i ace
172	Ammonium phosphomolybdate monohydrate	(NH ₄) ₃ PO ₄ · 12MoO ₃ · H ₂ O	54723-94-3	1894.36	yel cry or powder	dec			0.02	
173	Ammonium phosphotungstate dihydrate	(NH ₄) ₃ PO ₄ · 12WO ₃ · 2H ₂ O	1311-90-6	2967.18	cry powder					sl H ₂ O
174	Ammonium picrate	NH ₄ C ₆ H ₃ N ₃ O ₇	131-74-8	246.135	yel orth cry	exp		1.72		sl H ₂ O
175	Ammonium polysulfide	(NH ₄) ₂ S _x	9080-17-5		yel unstab soln					reac acids
176	Ammonium salicylate	NH ₄ C ₇ H ₅ O ₃	528-94-9	155.151	wh cry powder					vs H ₂ O; s EtOH

No.	Name	Formula	CAS Reg No.	Mol. weight	Physical form	mp/°C	bp/°C	Density g cm ⁻³	Solubility g/100 g H ₂ O	Qualitative solubility
177	Ammonium selenate	(NH ₄) ₂ SeO ₄	7783-21-3	179.04	wh monocl cry	dec		2.194	117 ²⁵	i EtOH, ace
178	Ammonium selenite	(NH ₄) ₂ SeO ₃	7783-19-9	163.04	wh or red hyg cry	dec			121 ²⁵	
179	Ammonium stearate	NH ₄ C ₁₈ H ₃₅ O ₂	1002-89-7	301.509	yel-wh powder	22		0.89		sl H ₂ O, bz; s EtOH, MeOH; i ace
180	Ammonium sulfamate	NH ₂ NH ₂ SO ₃	7773-06-0	114.124	wh hyg cry	131	160 dec			vs H ₂ O; sl EtOH
181	Ammonium sulfate	(NH ₄) ₂ SO ₄	7783-20-2	132.140	wh or brn orth cry	280 dec		1.77	76.4 ²⁵	i EtOH, ace
182	Ammonium sulfide	(NH ₄) ₂ S	12135-76-1	68.142	yel-oran cry	=0 dec				s H ₂ O, EtOH, alk
183	Ammonium sulfite	(NH ₄) ₂ SO ₃	17026-44-7	116.140	wh hyg cry				64.2 ²⁵	
184	Ammonium sulfite monohydrate	(NH ₄) ₂ SO ₃ · H ₂ O	7783-11-1	134.155	col cry	dec		1.41	64.2 ²⁵	i EtOH, ace
185	Ammonium tartrate	(NH ₄) ₂ C ₄ H ₄ O ₆	3164-29-2	184.147	wh cry	dec		1.601		s H ₂ O
186	Ammonium tellurate	(NH ₄) ₂ TeO ₄	13453-06-0	227.68	wh powder	dec		3.024		
187	Ammonium tetraborate tetrahydrate	(NH ₄) ₂ B ₄ O ₇ · 4H ₂ O	12228-87-4	263.377	wh tet cry	dec 87				vs H ₂ O; s HNO ₃
188	Ammonium tetrachloroaluminate	NH ₄ AlCl ₄	7784-14-7	186.833	wh hyg solid	304				s H ₂ O, eth
189	Ammonium tetrachloropalladate(II)	(NH ₄) ₂ PdCl ₄	13820-40-1	284.31	grn cry or red-brn pow					s H ₂ O
190	Ammonium tetrachloroplatinate(II)	(NH ₄) ₂ PtCl ₄	13820-41-2	372.973	red cry	dec		2.936		s H ₂ O; i EtOH
191	Ammonium tetrachlorozincate	(NH ₄) ₂ ZnCl ₄	14639-97-5	243.298	wh orth plates; hyg	150 dec		1.879		vs H ₂ O
192	Ammonium tetrafluoroantimonate	NH ₄ SbF ₄	14972-90-8	215.793	col cry					s H ₂ O
193	Ammonium tetrafluoroborate	NH ₄ BF ₄	13826-83-0	104.844	wh powder; orth	487 dec		1.871	25 ²⁰	
194	Ammonium tetrathiocyanodiammonochromate(III) monohydrate	NH ₄ [Cr(NH ₃) ₂ (SCN) ₄] · H ₂ O	13573-16-5	354.440	red cry	270 dec				s H ₂ O, EtOH, ace; i bz
195	Ammonium tetrathiomolybdate	(NH ₄) ₂ MoS ₄	15060-55-6	260.28	red cry	100 dec				vs H ₂ O
196	Ammonium tetrathiotungstate	(NH ₄) ₂ WS ₄	13862-78-7	348.18	oran cry	dec		2.71		s H ₂ O
197	Ammonium tetrathiovanadate	(NH ₄) ₂ VS ₄	14693-56-2	233.317	dark viol cry					
198	Ammonium thiocyanate	NH ₄ SCN	1762-95-4	76.121	col hyg cry	=149	dec	1.30	181 ²⁵	vs EtOH; s ace; i chl
199	Ammonium thiosulfate	(NH ₄) ₂ S ₂ O ₃	7783-18-8	148.205	wh cry	150 dec		1.678		vs H ₂ O; i EtOH, eth
200	Ammonium titanium oxalate monohydrate	(NH ₄) ₂ TiO(C ₂ O ₄) ₂ · H ₂ O	10580-03-7	293.996	hyg cry					vs H ₂ O
201	Ammonium tungstate(VI)	(NH ₄) ₁₀ W ₁₂ O ₄₁	11120-25-5	3042.44	cry powder			2.3		s H ₂ O; i EtOH
202	Ammonium tungstate(VI) pentahydrate	(NH ₄) ₁₀ W ₁₂ O ₄₁ · 5H ₂ O	1311-93-9	3132.52	cry pow or plates			2.3		vs H ₂ O; i EtOH
203	Ammonium uranate(VI)	(NH ₄) ₂ U ₂ O ₇	7783-22-4	624.131	red-yel amorp powder					i H ₂ O, alk; s acid
204	Ammonium uranium fluoride	UO ₂ (NH ₄) ₃ F ₅	18433-40-4	419.135	grn-yel monocl cry					s H ₂ O; i EtOH
205	Ammonium valerate	NH ₄ C ₄ H ₉ CO ₂	42739-38-8	119.163	hyg cry	108				vs H ₂ O, EtOH; s eth
206	Antimony (gray)	Sb	7440-36-0	121.760	silv metal; hex	630.628	1587	6.68		i dil acid
207	Antimony (black)	Sb	7440-36-0	121.760	blk amorp solid	trans gray 0				
208	Stibine	SbH ₃	7803-52-3	124.784	col gas; flam	-88	-17	5.100 g/L		sl H ₂ O; s EtOH
209	Trimethylstibine	Sb(CH ₃) ₃	594-10-5	166.863	col flam liq	-62	81	1.52		
210	Pentamethylstibine	Sb(CH ₃) ₅	15120-50-0	196.933	col hyg liq	-19	127			reac H ₂ O
211	Tetramethyldistibine	[Sb(CH ₃) ₂] ₂	41422-43-9	303.658	yel flam liq or red solid	17				
212	Antimony arsenide	SbAs	12322-34-8	196.682	hex cry	=680		6.0		
213	Antimony potassium tartrate trihydrate	K ₂ (SbC ₄ H ₄ O ₆) ₂ · 3H ₂ O	28300-74-5	669.889	col cry			2.6		sl H ₂ O
214	Antimony(III) acetate	Sb(C ₂ H ₃ O ₂) ₃	3643-76-3	298.891	wh pow					
215	Antimony(III) bromide	SbBr ₃	7789-61-9	361.472	yel orth cry; hyg	97	288	4.35		reac H ₂ O; s ace, bz, chl
216	Antimony(III) chloride	SbCl ₃	10025-91-9	228.119	col orth cry; hyg	73.4	220.3	3.14	987 ²⁵	s acid, EtOH, bz, ace
217	Antimony(III) fluoride	SbF ₃	7783-56-4	178.755	wh orth cry; hyg	287	376	4.38	492 ²⁵	
218	Antimony(III) iodide	SbI ₃	7790-44-5	502.473	red rhomb cry	171	400	4.92		reac H ₂ O; s EtOH, ace; i ctc
219	Antimony(III) iodide sulfide	SbIS	13816-38-1	280.729	dark red prisms or needles	400				
220	Antimony(III) oxide (senarmontite)	Sb ₂ O ₃	1309-64-4	291.518	col cub cry	570 trans	1425	5.58		sl H ₂ O; i os
221	Antimony(III) oxide (valentinite)	Sb ₂ O ₃	1309-64-4	291.518	wh orth cry	655	1425	5.7		sl H ₂ O; i os
222	Antimony(III) oxychloride	SbOCl	7791-08-4	173.212	wh momo cry	170 dec				reac H ₂ O; i EtOH, eth
223	Antimony(III) phosphate	SbPO ₄	12036-46-3	216.731	cry pow					reac H ₂ O
224	Antimony(III) potassium oxalate trihydrate	K ₃ Sb(C ₂ O ₄) ₃ · 3H ₂ O	5965-33-3*	557.158	cry pow					s H ₂ O
225	Antimony(III) selenide	Sb ₂ Se ₃	1315-05-5	480.40	grn orth cry	611		5.81		sl H ₂ O
226	Antimony(III) sulfate	Sb ₂ (SO ₄) ₃	7446-32-4	531.708	wh cry powder; hyg	dec		3.62		sl H ₂ O
227	Antimony(III) sulfide	Sb ₂ S ₃	1345-04-6	339.715	gray-blk orth cry	550		4.562		i H ₂ O; s conc HCl
228	Antimony(III) telluride	Sb ₂ Te ₃	1327-50-0	626.32	gray cry	620		6.5		

No.	Name	Formula	CAS Reg No.	Mol. weight	Physical form	mp/°C	bp/°C	Density g cm ⁻³	Solubility g/100 g H ₂ O	Qualitative solubility
229	Antimony(III,V) oxide	Sb ₂ O ₄	1332-81-6	307.518	yel orth cry			6.64		
230	Antimony(V) chloride	SbCl ₅	7647-18-9	299.025	col or yel liq	4	140 dec	2.34		reac H ₂ O; s chl, ctc
231	Antimony(V) fluoride	SbF ₅	7783-70-2	216.752	hyg visc liq	8.3	141	3.10		reac H ₂ O
232	Antimony(V) dichlorotrifluoride	SbCl ₂ F ₃	7791-16-4	249.661	visc liq					reac H ₂ O
233	Antimony(V) oxide	Sb ₂ O ₅	1314-60-9	323.517	yel powder; cub	dec		3.78	0.3 ²⁰	
234	Antimony(V) sulfide	Sb ₂ S ₅	1315-04-4	403.845	oran-yel powder	75 dec		4.120		i H ₂ O; s acid, alk
235	Argon	Ar	7440-37-1	39.948	col gas	-189.36 tp (69 kPa)	-185.847	1.633 g/L		sl H ₂ O
236	Arsenic (gray)	As	7440-38-2	74.922	gray metal; rhomb	817 tp (3.70 MPa)	616 sp	5.75		i H ₂ O
237	Arsenic (black)	As	7440-38-2	74.922	blk amorp solid	trans gray As 270		4.9		
238	Arsenic (yellow)	As	7440-38-2	74.922	soft yel cub cry	trans gray As 358		1.97		s CS ₂
239	Arsine	AsH ₃	7784-42-1	77.946	col gas	-116	-62.5	3.186 g/L		sl H ₂ O
240	Diarsine	As ₂ H ₄	15942-63-9	153.875	unstab liq		≈100			
241	Arsenic acid	H ₃ AsO ₄	7778-39-4	141.944	exists only in soln					
242	Arsenic acid hemihydrate	H ₃ AsO ₄ · 0.5H ₂ O	7778-39-4*	150.951	wh hyg cry	36.1		2.5		vs H ₂ O, EtOH
243	Arsenious acid	H ₃ AsO ₃	13464-58-9	125.944	exists only in soln					
244	Arsenic diiodide	As ₂ I ₄	13770-56-4	657.461	red cry	137				reac H ₂ O; s os
245	Arsenic hemiselenide	As ₂ Se	1303-35-1	228.80	blk cry					i H ₂ O, os; dec acid, alk
246	Arsenic sulfide	As ₂ S ₄	12279-90-2	427.946	red monocl cry	320	565	3.5		i H ₂ O; sl bz; s alk
247	Arsenic(III) bromide	AsBr ₃	7784-33-0	314.634	col or yel orth cry; hyg	31.1	221	3.40		reac H ₂ O; s hc, ctc; vs eth, bz
248	Arsenic(III) chloride	AsCl ₃	7784-34-1	181.281	col liq	-16	130	2.150		reac H ₂ O; vs chl, ctc, eth
249	Arsenic(III) ethoxide	As(C ₂ H ₅ O) ₃	3141-12-6	210.103	liq		166	1.21		
250	Arsenic(III) fluoride	AsF ₃	7784-35-2	131.917	col liq	-5.9	57.13	2.7		reac H ₂ O; s EtOH, eth, bz
251	Arsenic(III) iodide	AsI ₃	7784-45-4	455.635	red hex cry	141	424	4.73		sl H ₂ O, EtOH, eth; s bz, tol
252	Arsenic(III) oxide (arsenolite)	As ₂ O ₃	1327-53-3	197.841	wh cub cry	274	460	3.86	2.05 ²⁵	
253	Arsenic(III) oxide (claudetite)	As ₂ O ₃	1327-53-3	197.841	wh monocl cry	314	460	3.74	2.05 ²⁵	s dil acid, alk; i EtOH
254	Arsenic(III) selenide	As ₂ Se ₃	1303-36-2	386.72	brn-blk solid	260		4.75		i H ₂ O; s alk
255	Arsenic(III) sulfide	As ₂ S ₃	1303-33-9	246.038	yel-oran monocl cry	312	707	3.46		i H ₂ O; s alk
256	Arsenic(III) telluride	As ₂ Te ₃	12044-54-1	532.64	blk monocl cry	621		6.50		
257	Arsenic(V) chloride	AsCl ₅	22441-45-8	252.187	stab at low temp	≈-50 dec				
258	Arsenic(V) fluoride	AsF ₅	7784-36-3	169.914	col gas	-79.8	-52.8	6.945 g/L		reac H ₂ O; s EtOH, bz, eth
259	Arsenic(V) oxide	As ₂ O ₅	1303-28-2	229.840	wh amorp powder	315		4.32	65.8 ²⁰	vs EtOH
260	Arsenic(V) selenide	As ₂ Se ₅	1303-37-3	544.64	blk solid	dec				i H ₂ O, EtOH, eth; s alk
261	Arsenic(V) sulfide	As ₂ S ₅	1303-34-0	310.168	brn-yel amorp solid	dec				i H ₂ O; s alk
262	Astatine	At	7440-68-8	210	cry	302				s HNO ₃ , os
263	Barium	Ba	7440-39-3	137.327	silv-yel metal; cub	727	1897	3.62		reac H ₂ O; sl EtOH
264	Barium acetate	Ba(C ₂ H ₃ O ₂) ₂	543-80-6	255.416	wh powder			2.47	79.2 ²⁵	
265	Barium acetate monohydrate	Ba(C ₂ H ₃ O ₂) ₂ · H ₂ O	5908-64-5	273.431	wh cry	110 dec		2.19	79.2 ²⁵	sl EtOH
266	Barium aluminate	BaAl ₂ O ₄	12004-04-5	255.288	hex cry	1827				
267	Barium aluminide	BaAl ₂	12672-79-6	245.253	metallic solid	1097				
268	Barium azide	Ba(N ₃) ₂	18810-58-7	221.367	monocl cry; exp	≈120 dec		2.936	17.3 ²⁰	sl EtOH; i eth
269	Barium bismuthate	BaBiO ₃	12785-50-1	394.305	bronze cry	1040 dec				
270	Barium bromate	Ba(BrO ₃) ₂	13967-90-3	393.131	col monocl cry				0.79 ²⁵	s ace
271	Barium bromate monohydrate	Ba(BrO ₃) ₂ · H ₂ O	10326-26-8	411.147	wh monocl cry	260 dec		3.99	0.831 ²⁵	i EtOH
272	Barium bromide	BaBr ₂	10553-31-8	297.135	wh orth cry	857	1835	4.781	100 ²⁵	
273	Barium bromide dihydrate	BaBr ₂ · 2H ₂ O	7791-28-8	333.166	wh cry	75 dec		3.7	100 ²⁵	s MeOH; i EtOH, ace, diox
274	Barium calcium tungstate	Ba ₂ CaWO ₆	15552-14-4	594.57	cub cry	1420				
275	Barium carbide	BaC ₂	50813-65-5	161.348	gray tetr cry	dec		3.74		reac H ₂ O
276	Barium carbonate	BaCO ₃	513-77-9	197.336	wh orth cry	1380 dec; 1555 (high pres.)		4.308	0.0014 ²⁰	s acid
277	Barium chlorate	Ba(ClO ₃) ₂	13477-00-4	304.229	wh cry	414			37.9 ²⁵	sl EtOH, ace
278	Barium chlorate monohydrate	Ba(ClO ₃) ₂ · H ₂ O	10294-38-9	322.245	wh monocl cry	120 dec		3.179	37.9 ²⁵	s acid; sl EtOH, ace
279	Barium chloride	BaCl ₂	10361-37-2	208.233	wh orth cry; hyg	961	1560	3.9	37.0 ²⁵	
280	Barium chloride dihydrate	BaCl ₂ · 2H ₂ O	10326-27-9	244.264	wh monocl cry	≈120 dec		3.097	37.0 ²⁵	i EtOH
281	Barium chloride fluoride	BaClF	13718-55-3	191.778	wh cry					
282	Barium chromate(V)	Ba ₃ (CrO ₄) ₂	12345-14-1	643.968	grn-blk hex cry			5.25		s H ₂ O

No.	Name	Formula	CAS Reg No.	Mol. weight	Physical form	mp/°C	bp/°C	Density g cm ⁻³	Solubility g/100 g H ₂ O	Qualitative solubility
283	Barium chromate(VI)	BaCrO ₄	10294-40-3	253.321	yel orth cry	1380		4.50	0.00026 ²⁰	reac acid
284	Barium citrate monohydrate	Ba ₃ (C ₆ H ₅ O ₇) ₂ · H ₂ O	512-25-4*	808.195	gray-wh cry					s H ₂ O, acid
285	Barium copper yttrium oxide	BaCuY ₂ O ₅	82642-06-6	458.682	grn cry; not superconductor					
286	Barium copper yttrium oxide	Ba ₂ Cu ₃ YO ₇	109064-29-1	666.194	blk solid; HT superconductor					
287	Barium copper yttrium oxide	Ba ₂ Cu ₄ YO ₈	114104-80-2	745.739	HT superconductor					
288	Barium copper yttrium oxide	Ba ₄ Cu ₇ Y ₂ O ₁₅	124365-83-9	1411.933	HT superconductor					
289	Barium cyanide	Ba(CN) ₂	542-62-1	189.361	wh cry powder					vs H ₂ O; s EtOH
290	Barium dichromate dihydrate	BaCr ₂ O ₇ · 2H ₂ O	10031-16-0	389.346	brn-red needles	dec				reac H ₂ O
291	Barium disilicate	BaSi ₂ O ₅	12650-28-1	273.495	wh orth cry	1420		3.70		
292	Barium dithionate dihydrate	BaS ₂ O ₆ · 2H ₂ O	13845-17-5	333.484	wh cry	140 dec		4.54	22.1 ²⁰	sl EtOH
293	Barium ferrite	BaFe ₁₂ O ₁₉	11138-11-7	1111.456	magnetic solid					
294	Barium ferrocyanide hexahydrate	Ba ₂ Fe(CN) ₆ · 6H ₂ O	13821-06-2*	594.694	yel mono cry	80 dec				i H ₂ O, EtOH
295	Barium fluoride	BaF ₂	7787-32-8	175.324	wh cub cry	1368	2260	4.893	0.161 ²⁵	
296	Barium formate	Ba(CHO ₂) ₂	541-43-5	227.362	cry			3.21		s H ₂ O; i EtOH
297	Barium hexaboride	BaB ₆	12046-08-1	202.193	blk cub cry	2070		4.36		i H ₂ O; s acid; i EtOH
298	Barium hexafluorogermanate	BaGeF ₆		323.96	wh cry	≈665		4.56		
299	Barium hexafluorosilicate	BaSiF ₆	17125-80-3	279.403	wh orth needles	300 dec		4.29		i H ₂ O, EtOH; sl acid
300	Barium hydride	BaH ₂	13477-09-3	139.343	gray orth cry	1200		4.16		reac H ₂ O
301	Barium hydrogen phosphate	BaHPO ₄	10048-98-3	233.306	wh cry powder	400 dec		4.16	0.015 ²⁰	s dil acid
302	Barium hydrosulfide	Ba(HS) ₂	25417-81-6	203.473	yel hyg cry					s H ₂ O
303	Barium hydrosulfide tetrahydrate	Ba(HS) ₂ · 4H ₂ O	12230-74-9	275.534	yel rhomb cry	50 dec				s H ₂ O
304	Barium hydroxide	Ba(OH) ₂	17194-00-2	171.342	wh powder	408			4.91 ²⁵	
305	Barium hydroxide monohydrate	Ba(OH) ₂ · H ₂ O	22326-55-2	189.357	wh powder			3.743	4.91 ²⁵	s acid
306	Barium hydroxide octahydrate	Ba(OH) ₂ · 8H ₂ O	12230-71-6	315.464	wh mono cry	78 dec		2.18	4.91 ²⁵	
307	Barium hypophosphite monohydrate	Ba(H ₂ PO ₂) ₂ · H ₂ O	14871-79-5*	285.320	mono cry plates			2.90		s H ₂ O; i EtOH
308	Barium iodate	Ba(IO ₃) ₂	10567-69-8	487.132	wh cry powder	476 dec		5.23	0.0396 ²⁵	
309	Barium iodate monohydrate	Ba(IO ₃) ₂ · H ₂ O	7787-34-0	505.148	cry	130 dec		5.00	0.0396 ²⁵	s acid; i EtOH
310	Barium iodide	BaI ₂	13718-50-8	391.136	wh orth cry	711		5.15	221 ²⁵	
311	Barium iodide dihydrate	BaI ₂ · 2H ₂ O	7787-33-9	427.167	col cry	740 dec		5.0	221 ²⁵	s EtOH, ace
312	Barium manganate(VI)	BaMnO ₄	7787-35-1	256.263	grn-gray hyg cry			4.85	0.00041 ²⁰	
313	Barium metaborate monohydrate	Ba(BO ₂) ₂ · H ₂ O	26124-86-7	240.962	wh powder	>900		3.3		sl H ₂ O
314	Barium metaborate dihydrate	Ba(BO ₂) ₂ · 2H ₂ O	23436-05-7	258.977	wh prec	dec			1.3 ²⁵	sl H ₂ O
315	Barium metaphosphate	Ba(PO ₃) ₂	13466-20-1	295.271	wh powder	1560				i H ₂ O; sl acid
316	Barium metasilicate	BaSiO ₃	13255-26-0	213.411	col rhomb powder	1605		4.40		i H ₂ O; s acid
317	Barium molybdate	BaMoO ₄	7787-37-3	297.27	wh powder	1450		4.975	0.0021 ²⁰	
318	Barium niobate	Ba(NbO ₃) ₂	12009-14-2	419.136	yel orth cry	1455		5.44		i H ₂ O
319	Barium nitrate	Ba(NO ₃) ₂	10022-31-8	261.336	wh cub cry	590		3.24	10.3 ²⁵	sl EtOH, ace
320	Barium nitride	Ba ₃ N ₂	12047-79-9	439.994	yel-brn cry	>500 dec		4.78		reac H ₂ O
321	Barium nitrite	Ba(NO ₂) ₂	13465-94-6	229.338	col hex cry	267		3.234	79.5 ²⁵	
322	Barium nitrite monohydrate	Ba(NO ₂) ₂ · H ₂ O	7787-38-4	247.353	yel-wh hex cry	217 dec		3.18	79.5 ²⁵	i EtOH
323	Barium orthovanadate	Ba ₂ (VO ₃) ₂	39416-30-3	641.859	hex cry	707		5.14		
324	Barium oxalate	BaC ₂ O ₄	516-02-9	225.346	wh powder	400 dec		2.658	0.0075	
325	Barium oxalate monohydrate	BaC ₂ O ₄ · H ₂ O	13463-22-4	243.361	wh cry powder			2.66	0.0075 ²⁰	s acid
326	Barium oxide	BaO	1304-28-5	153.326	wh-yel powder; cub and hex	1973		5.72(cub)	1.5 ²⁰	s dil acid, EtOH; i ace
327	Barium 2,4-pentanedioate octahydrate	Ba(CH ₃ COCHCOCH ₃) ₂ · 8H ₂ O	12084-29-6*	479.665	col hyg cry	320 (anh)				
328	Barium perchlorate	Ba(ClO ₄) ₂	13465-95-7	336.228	col hex cry	505		3.20	312 ²⁵	vs EtOH
329	Barium perchlorate trihydrate	Ba(ClO ₄) ₂ · 3H ₂ O	10294-39-0	390.274	col cry			2.74	312 ²⁵	s MeOH; sl EtOH, ace; i eth
330	Barium permanganate	Ba(MnO ₄) ₂	7787-36-2	375.198	brn-viol cry	200 dec		3.77	62.5 ²⁰	reac EtOH
331	Barium peroxide	BaO ₂	1304-29-6	169.326	gray-wh tetr cry	450 dec		4.96	0.091 ²⁰	reac dil acid
332	Barium plumbate	BaPbO ₃	12047-25-5	392.5	orth cry					
333	Barium potassium chromate	BaK ₂ (CrO ₄) ₂	27133-66-0	447.511	yel hex cry			3.63		vs H ₂ O
334	Barium pyrophosphate	Ba ₂ P ₂ O ₇	13466-21-2	448.597	wh powder	1430		3.9	0.0088 ²⁰	s acid
335	Barium selenate	BaSeO ₄	7787-41-9	280.29	wh rhomb cry	dec		4.75	0.015 ²⁰	
336	Barium selenide	BaSe	1304-39-8	216.29	cub cry powder	1780		5.02		reac H ₂ O
337	Barium selenite	BaSeO ₃	13718-59-7	264.29	solid					i H ₂ O
338	Barium silicide	BaSi ₂	1304-40-1	193.498	gray lumps	1180				reac H ₂ O
339	Barium sodium niobate	Ba ₂ Na(NbO ₃) ₅	12323-03-4	1002.167	wh orth cry	1437		5.40		i H ₂ O
340	Barium stannate	BaSnO ₃	12009-18-6	304.035	cub cry			7.24		sl H ₂ O
341	Barium stannate trihydrate	BaSnO ₃ · 3H ₂ O	12009-18-6*	358.081	wh cry powder					sl H ₂ O; s acid

No.	Name	Formula	CAS Reg No.	Mol. weight	Physical form	mp/°C	bp/°C	Density g cm ⁻³	Solubility g/100 g H ₂ O	Qualitative solubility
342	Barium stearate	Ba(C ₁₈ H ₃₅ O ₂) ₂	6865-35-6	704.266	wh powder	160		1.145		i H ₂ O, EtOH
343	Barium strontium niobate	BaSr(NbO ₃) ₄	37185-09-4	788.57	pale yel solid					
344	Barium strontium tungstate	Ba ₂ SrWO ₆	14871-56-8	642.11	hyg pow	1400				
345	Barium sulfate	BaSO ₄	7727-43-7	233.390	wh orth cry	1580		4.49	0.00031 ²⁰	i EtOH
346	Barium sulfide	BaS	21109-95-5	169.392	col cub cry or gray powder	2227		4.3	8.94 ²⁵	
347	Barium sulfite	BaSO ₃	7787-39-5	217.390	wh monocl cry	dec		4.44	0.0011 ²⁵	i EtOH
348	Barium tartrate	BaC ₄ H ₄ O ₆	5908-81-6	285.398	wh cry			2.98		s H ₂ O; i EtOH
349	Barium tetracyanoplatinate(II) tetrahydrate	BaPt(CN) ₄ · 4H ₂ O	13755-32-3	508.543	yel powder or cry			2.076		sl H ₂ O; i EtOH
350	Barium tetraiodomercurate(II)	BaHgI ₄	10048-99-4	845.54	yel-red hyg cry					vs H ₂ O, EtOH
351	Barium thiocyanate	Ba(SCN) ₂	2092-17-3	253.491	hyg cry				167 ²⁵	s ace, MeOH, EtOH
352	Barium thiocyanate dihydrate	Ba(SCN) ₂ · 2H ₂ O	2092-17-3*	289.522	hyg wh cry				167 ²⁵	s EtOH
353	Barium thiocyanate trihydrate	Ba(SCN) ₂ · 3H ₂ O	68016-36-4	307.537	wh needles; hyg			2.286	167 ²⁵	s EtOH
354	Barium thiosulfate	BaS ₂ O ₃	35112-53-9	249.455	wh cry powder	220 dec			0.2 ²⁰	i EtOH
355	Barium thiosulfate monohydrate	BaS ₂ O ₃ · H ₂ O	7787-40-8	267.471	wh cry powder	dec		3.5	0.2	i EtOH
356	Barium titanate (BaTiO ₃)	BaTiO ₃	12047-27-7	233.192	wh tetr cry	1625		6.02		i H ₂ O
357	Barium titanate (BaTi ₂ O ₉)	BaTi ₂ O ₉	12009-27-7	313.058	wh solid					
358	Barium titanate (BaTi ₄ O ₁₃)	BaTi ₄ O ₁₃	12009-31-3	472.790	wh solid					
359	Barium titanium silicate	BaTi(SiO ₃) ₃	15491-35-7	413.446	rhomb blue-pur cry					
360	Barium tungstate	BaWO ₄	7787-42-0	385.17	wh tetr cry	1475	1730	5.04	0.0016 ²⁰	
361	Barium uranium oxide	BaU ₂ O ₇	10380-31-1	725.381	oran-yel powder					i H ₂ O; s acid
362	Barium yttrium tungsten oxide	Ba ₃ Y ₂ WO ₉	37265-86-4	1006.53	cub cry	1470				
363	Barium zirconate	BaZrO ₃	12009-21-1	276.549	gray-wh cub cry	2500		5.52		i H ₂ O, alk; sl acid
364	Barium zirconium silicate	BaO · ZrO ₂ · SiO ₂		336.634	wh pow					
365	Berkelium (α form)	Bk	7440-40-6	247	hex cry	trans to · 930		14.78		
366	Berkelium (β form)	Bk	7440-40-6	247	cub cry	986		13.25		
367	Beryllium	Be	7440-41-7	9.012	hex cry	1287	2471	1.85		s acid, alk
368	Beryllium acetate	Be(C ₂ H ₃ O ₂) ₂	543-81-7	127.101	wh cry	60 dec				i H ₂ O, EtOH
369	Beryllium basic acetate	Be ₂ O(C ₂ H ₃ O ₂) ₅	1332-52-1	406.312	wh cry	285	330	1.25		i H ₂ O; s eth, os
370	Beryllium aluminate	BeAl ₂ O ₄	12004-06-7	126.973	orth cry			3.65		
371	Beryllium aluminum metasilicate	Be ₃ Al ₂ (SiO ₃) ₆	1302-52-9	537.502	col or grn-yel cry; hex			2.64		
372	Beryllium boride (BeB ₂)	BeB ₂	12228-40-9	30.634	refrac solid	>1970				
373	Beryllium boride (BeB ₃)	BeB ₃	12429-94-6	73.878	red solid	2070				
374	Beryllium boride (Be ₂ B)	Be ₂ B	12536-51-5	28.835	pink cry	1520				
375	Beryllium boride (Be ₃ B)	Be ₃ B	12536-52-6	46.860	refrac solid	1160				
376	Beryllium borohydride	Be(BH ₄) ₂	17440-85-6	36.682	solid	125 dec	subl			reac H ₂ O
377	Beryllium bromide	BeBr ₂	7787-46-4	168.820	orth cry; hyg	508	473 sp	3.465		vs H ₂ O; s EtOH, pyr
378	Beryllium carbide	Be ₂ C	506-66-1	30.035	red cub cry	2127		1.90		reac H ₂ O
379	Beryllium carbonate tetrahydrate	BeCO ₃ · 4H ₂ O	60883-64-9	93.085	wh solid	100 dec			0.36 ⁹	
380	Beryllium basic carbonate	Be ₃ (OH) ₂ (CO ₃) ₂	66104-24-3	181.069	wh powder					i H ₂ O; s acid, alk
381	Beryllium chloride	BeCl ₂	7787-47-5	79.918	wh-yel orth cry; hyg	415	482	1.90	71.5 ²⁵	s EtOH, eth, py; i bz, tol
382	Beryllium fluoride	BeF ₂	7787-49-7	47.009	tetr cry or gl; hyg	552	1283	2.1		vs H ₂ O; sl EtOH
383	Beryllium formate	Be(CHO ₂) ₂	1111-71-3	99.047	powder	>250 dec				reac H ₂ O; i os
384	Beryllium hydride	BeH ₂	7787-52-2	11.028	wh amorp solid	250 dec		0.65		reac H ₂ O; i eth, tol
385	Beryllium hydrogen phosphate	BeHPO ₄	13598-15-7	104.991	cry					i H ₂ O
386	Beryllium hydroxide (α)	Be(OH) ₂	13327-32-7	43.027	wh powder or cry	≈200 dec		1.92		sl H ₂ O, alk; s acid
387	Beryllium hydroxide (β)	Be(OH) ₂	13327-32-7	43.027	col tetr cry	dec 138				i H ₂ O; s, acid, alk
388	Beryllium iodide	BeI ₂	7787-53-3	262.821	hyg needles	480	590	4.32		reac H ₂ O; s EtOH
389	Beryllium nitrate trihydrate	Be(NO ₃) ₂ · 3H ₂ O	13597-99-4	187.068	yel-wh hyg cry	≈30	dec		107 ²⁰	s EtOH
390	Beryllium nitride	Be ₃ N ₂	1304-54-7	55.050	gray refrac cry; cub	2200		2.71		reac acid, alk
391	Beryllium oxalate trihydrate	BeC ₂ O ₄ · 3H ₂ O	15771-43-4	151.077	rhomb cry	dec 320				vs H ₂ O
392	Beryllium oxide	BeO	1304-56-9	25.011	wh hex cry	2578		3.01		i H ₂ O; sl acid, alk
393	Beryllium 2,4-pentanedioate	Be(CH ₃ COCHCOCH ₃) ₂	10210-64-7	207.228	monocl cry powder	108	270	1.168		i H ₂ O; vs EtOH, eth
394	Beryllium perchlorate tetrahydrate	Be(ClO ₄) ₂ · 4H ₂ O	7787-48-6	279.975	hyg cry	250 dec			198 ²⁵	
395	Beryllium selenate tetrahydrate	BeSeO ₄ · 4H ₂ O	10039-31-3	224.03	orth cry	100 dec		2.03		vs H ₂ O
396	Beryllium sulfate	BeSO ₄	13510-49-1	105.075	col tetr cry; hyg	1127		2.5	41.3 ²⁵	
397	Beryllium sulfate dihydrate	BeSO ₄ · 2H ₂ O	14215-00-0	141.105	col cry	dec 92				
398	Beryllium sulfate tetrahydrate	BeSO ₄ · 4H ₂ O	7787-56-6	177.136	col tetr cry	≈100 dec		1.71	41.3 ²⁵	i EtOH
399	Beryllium sulfide	BeS	13598-22-6	41.077	col cub cry	dec		2.36		reac hot H ₂ O
400	Bismuth	Bi	7440-69-9	208.980	gray-wh soft metal	271.406	1564	9.79		s acid
401	Bismuth acetate	Bi(C ₂ H ₃ O ₂) ₃	22306-37-2	386.111	col tablets	250				i H ₂ O
402	Bismuth subacetate	BiOC ₂ H ₃ O ₂	5142-76-7	284.023	thin cry plates					i H ₂ O; s dil acid
403	Bismuth antimonide	BiSb	12323-19-2	330.740	cry	475				

No.	Name	Formula	CAS Reg No.	Mol. weight	Physical form	mp/°C	bp/°C	Density g cm ⁻³	Solubility g/100 g H ₂ O	Qualitative solubility
404	Bismuth arsenate	BiAsO ₄	13702-38-0	347.900	wh monocl cry			7.14		i H ₂ O; sl conc HNO ₃
405	Bismuth basic carbonate	(BiO) ₂ CO ₃	5892-10-4	509.969	wh powder			6.86		i H ₂ O; s acid
406	Bismuth basic dichromate	Bi ₂ O ₃ · 2CrO ₃		665.948	red-oran amorp pow					i H ₂ O; s acid, alk
407	Bismuth citrate	BiC ₆ H ₅ O ₇	813-93-4	398.080	wh powder			3.458		i H ₂ O; sl EtOH
408	Bismuth hydride	BiH ₃	18288-22-7	212.004	col gas; unstab	-67	≈17	8.665 g/L		
409	Bismuth hydroxide	Bi(OH) ₃	10361-43-0	260.002	wh-yel amorp powder			4.962		i H ₂ O; s acid
410	Bismuth germanium oxide	2Bi ₂ O ₃ · 3GeO ₂	12233-56-6	1245.84	wh pow	1044				
411	Bismuth hexafluoro-2,4-pentanedioate	Bi(CF ₃ COCHCOCF ₃) ₂	142617-56-9	830.132	powder	96				
412	Bismuth molybdate	Bi ₂ MoO ₆	13565-96-3	609.90	yel solid			9.32		
413	Bismuth molybdate	Bi ₂ (MoO ₄) ₃	51898-99-8	897.77	monocl cry			5.95		
414	Bismuth nitrate pentahydrate	Bi(NO ₃) ₃ · 5H ₂ O	10035-06-0	485.071	col tricr cry; hyg	≈75 dec		2.83		reac H ₂ O; s ace; i EtOH
415	Bismuth subnitrate	Bi ₃ O(OH) ₅ (NO ₃) ₄	1304-85-4	1461.987	hyg cry powder	260 dec		4.928		i H ₂ O, EtOH; s dil acid
416	Bismuth oleate	Bi(C ₁₈ H ₃₃ O ₂) ₂	52951-38-9	1053.340	soft yel-brn solid					i H ₂ O; s eth; sl bz
417	Bismuth oxalate	Bi ₂ (C ₂ O ₄) ₃	6591-55-5	682.018	wh powder					i H ₂ O, EtOH; s dil acid
418	Bismuth oxide	Bi ₂ O ₃	1304-76-3	465.959	yel monocl cry or powder	825	1890	8.9		i H ₂ O; s acid
419	Bismuth tetroxide	Bi ₂ O ₄	12048-50-9	481.959	red-oran powder	305		5.6		reac H ₂ O
420	Bismuth oxybromide	BiOBr	7787-57-7	304.883	col tetr cry	560 dec		8.08		i H ₂ O, EtOH; s acid
421	Bismuth oxychloride	BiOCl	7787-59-9	260.432	wh tetr cry	575 dec		7.72		i H ₂ O
422	Bismuth oxyiodide	BiOI	7787-63-5	351.883	red tetr cry	300 dec		7.92		i H ₂ O, EtOH, chl; s HCl
423	Bismuth oxynitrate	BiONO ₃	10361-46-3	286.985	wh powder	260 dec		4.93		i H ₂ O, EtOH; s acid
424	Bismuth phosphate	BiPO ₄	10049-01-1	303.951	monocl cry			6.32		sl H ₂ O, dil acid; i EtOH
425	Bismuth potassium iodide	BiK ₄ I ₇	41944-01-8	1253.704	red cry					reac H ₂ O; s alk iodide soln
426	Bismuth selenide	Bi ₂ Se ₃	12068-69-8	654.84	blk hex cry	710 dec		7.5		i H ₂ O
427	Bismuth stannate pentahydrate	Bi ₂ (SnO ₃) ₃ · 5H ₂ O	12777-45-6	1008.162	wh cry					i H ₂ O
428	Bismuth sulfate	Bi ₂ (SO ₄) ₃	7787-68-0	706.149	wh needles or powder	405 dec		5.08		reac H ₂ O, EtOH
429	Bismuth sulfide	Bi ₂ S ₃	1345-07-9	514.156	blk-brn orth cry	850		6.78		i H ₂ O; s acid
430	Bismuth telluride	Bi ₂ Te ₃	1304-82-1	800.76	gray hex plates	580		7.74		i H ₂ O; s EtOH
431	Bismuth tribromide	BiBr ₃	7787-58-8	448.692	yel cub cry	219	462	5.72		reac H ₂ O; s dil acid, ace; i EtOH
432	Bismuth trichloride	BiCl ₃	7787-60-2	315.339	col or yel cub cry; hyg	234	441	4.75		reac H ₂ O; s acid, EtOH, ace
433	Bismuth trifluoride	BiF ₃	7787-61-3	265.975	wh-gray cub cry	727	900	8.3		i H ₂ O
434	Bismuth pentafluoride	BiF ₅	7787-62-4	303.972	wh tetr needles; hyg	151.4	230	5.55		reac H ₂ O
435	Bismuth triiodide	BiI ₃	7787-64-6	589.693	blk-brn hex cry	408.6	542	5.778	0.00078 ²⁰	s EtOH
436	Bismuth trimethyl	Bi(CH ₃) ₃	593-91-9	254.083	col flam liq	-86	110	2.3		
437	Bismuth titanate	Bi ₂ (TiO ₃) ₃	12048-51-0	1171.516	wh orth cry			7.85		
438	Bismuth tungstate	Bi ₂ (WO ₃) ₃	13595-87-4	1161.47	wh powder					
439	Bismuth vanadate	BiVO ₄	14059-33-7	323.920	orth cry	trans 500		6.25		i H ₂ O; s acid
440	Bismuth zirconate	2Bi ₂ O ₃ · 3ZrO ₂	37306-42-6	1301.587	wh pow					
441	Boron	B	7440-42-8	10.811	blk rhomb cry	2075	4000	2.34		i H ₂ O
442	Diborane	B ₂ H ₆	19287-45-7	27.670	col gas; flam	-164.85	-92.49	1.131 g/L		reac H ₂ O
443	Tetraborane(10)	B ₄ H ₁₀	18283-93-7	53.323	unstab col gas	-120	18	2.180 g/L		reac H ₂ O
444	Pentaborane(9)	B ₅ H ₉	19624-22-7	63.126	flam col liq	-46.74	60.10	0.60		reac hot H ₂ O
445	Pentaborane(11)	B ₅ H ₁₁	18433-84-6	65.142	col liq; unstab	-122	65			reac H ₂ O
446	Hexaborane(10)	B ₆ H ₁₀	23777-80-2	74.945	col liq	-62.3	108 dec	0.67		reac hot H ₂ O
447	Hexaborane(12)	B ₆ H ₁₂	12008-19-4	76.961	col liq	-82.3	≈85			reac H ₂ O
448	Nonaborane(15)	B ₉ H ₁₅	19465-30-6	112.418	col liq	2.7				
449	Decaborane(14)	B ₁₀ H ₁₄	17702-41-9	122.221	wh orth cry	98.78	213	0.94		sl H ₂ O; s EtOH, bz, CS ₂ , etc
450	Decaborane(16)	B ₁₀ H ₁₆	71595-75-0	124.237	col cry	≈81	dec 170	subl		
451	Dodecaborane(16)	B ₁₂ H ₁₆	89711-39-7	145.859	col cry	65				s bz, hx
452	Tridecaborane(19)	B ₁₃ H ₁₉	43093-20-5	159.694	yel cry	44				s hx, CH ₂ Cl ₂
453	Tetradecaborane(18)	B ₁₄ H ₁₈	55606-55-8	169.497	visc yel oil		dec 100			s cyhex, CS ₂
454	Hexadecaborane(20)	B ₁₆ H ₂₀	28265-11-4	193.135	col cry	≈110				s ctc, cyhex, thf
455	Octadecaborane(22)	B ₁₈ H ₂₂	11071-61-7	216.773	yel cry	180				s os
456	Tetrabromodiborane	B ₂ Br ₄	14355-29-4	341.238	col liq	≈1	dec 20			
457	Tetrachlorodiborane	B ₂ Cl ₄	13701-67-2	163.434	col liq; flam	-92.6	66.5			reac H ₂ O

No.	Name	Formula	CAS Reg No.	Mol. weight	Physical form	mp/°C	bp/°C	Density g cm ⁻³	Solubility g/100 g H ₂ O	Qualitative solubility
458	Tetrafluorodiborane	B ₂ F ₄	13965-73-6	97.616	col gas; flam	-56	-34.0	3.990 g/L		reac H ₂ O
459	Borane carbonyl	BH ₃ CO	13205-44-2	41.845	col gas	-137	-64	1.710 g/L		reac H ₂ O
460	Borazine	B ₃ N ₃ H ₆	6569-51-3	80.501	col liq	-58	53	0.824		reac H ₂ O
461	Boric acid	H ₃ BO ₃	10043-35-3	61.833	col tricr cry	170.9		1.5	5.80 ²⁵	sl EtOH
462	Metaboric acid (α form)	HBO ₂	13460-50-9	43.818	col orth cry; hyg	176		1.784		s H ₂ O
463	Metaboric acid (β form)	HBO ₂	13460-50-9	43.818	col monocry; hyg	201		2.045		s H ₂ O
464	Metaboric acid (γ form)	HBO ₂	13460-50-9	43.818	col cub cry	236		2.487		s H ₂ O
465	Tetrafluoroboric acid	HF ₄ B	16872-11-0	87.813	col liq		130 dec	≈1.8		vs H ₂ O, EtOH
466	Boron arsenide	BAs	12005-69-5	85.733	brn cub cry	1100 dec		5.22		
467	Boron carbide	B ₄ C	12069-32-8	55.255	hard blk cry	2350	>3500	2.50		i H ₂ O, acid
468	Boron nitride	BN	10043-11-5	24.818	wh powder; hex or cub cry	2967		2.18		i H ₂ O, acid
469	Boron oxide	B ₂ O ₃	1303-86-2	69.620	col gl or hex cry; hyg	450		2.55	2.2 ²⁰	s EtOH
470	Boron phosphide	BP	20205-91-8	41.785	red cub cry or powder	1125 dec				reac H ₂ O, acid
471	Boron silicide	B ₆ Si	12008-29-6	92.952	blk cry	1980				
472	Boron sulfide	B ₂ S ₃	12007-33-9	117.817	yel amorp solid	563		≈1.7		
473	Boron tribromide	BBr ₃	10294-33-4	250.523	col liq; hyg	-46	91.3	2.6		reac H ₂ O, EtOH
474	Boron trichloride	BCl ₃	10294-34-5	117.170	col liq or gas	-107.3	12.5	4.789 g/L		reac H ₂ O, EtOH
475	Boron trifluoride	BF ₃	7637-07-2	67.806	col gas	-126.8	-99.9	2.772 g/L		s H ₂ O
476	Boron trifluoride etherate	BF ₃ (C ₂ H ₅) ₂ O	109-63-7	141.927	liq	-60.4	125.5	1.125 ²⁵		reac H ₂ O; vs eth, EtOH
477	Boron triiodide	BI ₃	13517-10-7	391.524	wh needles	49.7	209.5	3.35		i H ₂ O
478	Bromine	Br ₂	7726-95-6	159.808	red liq	-7.2	58.8	3.1028		sl H ₂ O
479	Bromic acid	HBrO ₃	7789-31-3	128.910	stab only in aq soln					s H ₂ O
480	Hypobromous acid	HOBr	13517-11-8	96.911	exists aq soln					s H ₂ O
481	Bromine dioxide	BrO ₂	21255-83-4	111.903	unstab yel cry	≈0 dec				
482	Bromine monoxide	Br ₂ O	21308-80-5	175.807	unstab brn solid	-17.5 dec				
483	Dibromine trioxide	Br ₂ O ₃	53809-75-9	207.806	oran needles (LT)	dec -40				
484	Dibromine pentoxide	Br ₂ O ₅	58572-43-3	239.805	col cry (low temp)	-20 dec				
485	Bromine azide	BrN ₃	13973-87-0	121.924	red cry; exp	≈45	exp			
486	Bromine chloride	BrCl	13863-41-7	115.357	dark red liq (<5°C)	-66	5 dec			reac H ₂ O; s eth, CS ₂
487	Bromine fluoride	BrF	13863-59-7	98.902	unstab red-brn gas	≈-33	≈20 dec	4.043 g/L		
488	Bromine trifluoride	BrF ₃	7787-71-5	136.899	col hyg liq	8.77	125.8	2.803		reac H ₂ O
489	Bromine pentafluoride	BrF ₅	7789-30-2	174.896	col liq	-60.5	41.3	2.460		reac H ₂ O (exp)
490	Bromosyl trifluoride	BrOF ₃	61519-37-7	152.898	col liq	-5	dec >20			reac H ₂ O
491	Bromyl fluoride	BrO ₂ F	22585-64-4	130.901	col liq	-9	dec 55			reac H ₂ O
492	Perbromyl fluoride	BrO ₃ F	37265-91-1	146.900	col gas	-110	dec 20			reac H ₂ O
493	Cadmium	Cd	7440-43-9	112.411	silv-wh metal	321.069	767	8.69		i H ₂ O; reac acid
494	Cadmium acetate	Cd(C ₂ H ₃ O ₂) ₂	543-90-8	230.500	col cry	255		2.34		s H ₂ O, EtOH
495	Cadmium acetate dihydrate	Cd(C ₂ H ₃ O ₂) ₂ · 2H ₂ O	5743-04-4	266.529	wh cry	130 dec		2.01		vs H ₂ O; s EtOH
496	Cadmium antimonide	CdSb	12014-29-8	234.171	orth cry	456		6.92		
497	Cadmium arsenide	Cd ₃ As ₂	12006-15-4	487.076	gray tetr cry	721		6.25		
498	Cadmium azide	Cd(N ₃) ₂	14215-29-3	196.451	yel-wh orth cry; exp	exp		3.24		
499	Cadmium borotungstate octadecahydrate	Cd ₃ (BW ₁₂ O ₄₀) · 18H ₂ O	1306-26-9	3743.20	yel cry					vs H ₂ O
500	Cadmium bromide	CdBr ₂	7789-42-6	272.219	wh-yel hex cry; hyg	568	863	5.19	115 ²⁵	sl ace, eth
501	Cadmium bromide tetrahydrate	CdBr ₂ · 4H ₂ O	13464-92-1	344.281	wh-yel cry				115 ²⁵	s ace, EtOH
502	Cadmium carbonate	CdCO ₃	513-78-0	172.420	wh hex cry	500 dec		5.026		i H ₂ O; s acid
503	Cadmium chlorate dihydrate	Cd(ClO ₃) ₂ · 2H ₂ O	22750-54-5*	315.344	col hyg cry	80 dec		2.28	2.64 ⁰	
504	Cadmium chloride	CdCl ₂	10108-64-2	183.317	rhomb cry; hyg	568	964	4.08	120 ²⁵	s ace; sl EtOH; i eth
505	Cadmium chloride monohydrate	CdCl ₂ · H ₂ O	34330-64-8	201.332	wh cry				120 ²⁵	
506	Cadmium chloride hemipentahydrate	CdCl ₂ · 2.5H ₂ O	7790-78-5	228.354	wh rhomb leaflets			3.327	120 ²⁵	s ace
507	Cadmium chromate	CdCrO ₄	14312-00-6	228.405	yel orth cry			4.5		i H ₂ O
508	Cadmium cyanide	Cd(CN) ₂	542-83-6	164.445	wh cub cry			2.23	1.7 ¹⁵	
509	Cadmium dichromate monohydrate	CdCr ₂ O ₇ · H ₂ O	69239-51-6	346.414	oran solid					s H ₂ O
510	Cadmium 2-ethylhexanoate	Cd(C ₈ H ₁₅ O ₂) ₂	2420-98-6	398.818	powder					
511	Cadmium fluoride	CdF ₂	7790-79-6	150.408	cub cry	1075	1750	6.33	4.36 ²⁵	s acid; i EtOH
512	Cadmium hydroxide	Cd(OH) ₂	21041-95-2	146.426	wh trig or hex cry	130 dec		4.79	0.00015 ²⁰	s dil acid
513	Cadmium iodate	Cd(IO ₃) ₂	7790-81-0	462.216	wh powder			6.48	0.091 ²⁵	s HNO ₃

No.	Name	Formula	CAS Reg No.	Mol. weight	Physical form	mp/°C	bp/°C	Density g cm ⁻³	Solubility g/100 g H ₂ O	Qualitative solubility
514	Cadmium iodide	CdI ₂	7790-80-9	366.220	col hex flakes	388	744	5.64	86.2 ²⁵	vs H ₂ O; s EtOH, eth, ace
515	Cadmium metasilicate	CdSiO ₃	13477-19-5	188.495	grn monoc cry	1252		5.10		
516	Cadmium molybdate	CdMoO ₄	13972-68-4	272.35	col tetr cry	≈900 dec		5.4		i H ₂ O; s acid
517	Cadmium niobate	Cd ₂ Nb ₂ O ₇	12187-14-3	522.631	cub cry	≈1410		6.28		i H ₂ O
518	Cadmium nitrate	Cd(NO ₃) ₂	10325-94-7	236.420	wh cub cry; hyg	360		3.6	156 ²⁵	s EtOH
519	Cadmium nitrate tetrahydrate	Cd(NO ₃) ₂ · 4H ₂ O	10022-68-1	308.482	col orth cry; hyg	59.5		2.45	156 ²⁵	s EtOH, ace
520	Cadmium oxalate	CdC ₂ O ₄	814-88-0	200.430	wh solid			3.32	0.0060 ²⁵	
521	Cadmium oxalate trihydrate	CdC ₂ O ₄ · 3H ₂ O	20712-42-9	254.476	wh amorp powder	340 dec			0.0060 ²⁵	i EtOH; s dil acid
522	Cadmium oxide	CdO	1306-19-0	128.410	brn cub cry		1559 sp	8.15		i H ₂ O; s dil acid
523	Cadmium 2,4-pentanedioate	Cd(CH ₃ COCHCOCH ₃) ₂	14689-45-3	310.627	wh solid or red cry	235				
524	Cadmium perchlorate hexahydrate	Cd(ClO ₄) ₂ · 6H ₂ O	10326-28-0	419.404	wh hex cry			2.37	191.5 ²⁵	
525	Cadmium phosphate	Cd ₃ (PO ₄) ₂	13477-17-3	527.176	powder	≈1500				i H ₂ O
526	Cadmium phosphide	Cd ₃ P ₂	12014-28-7	399.181	grn tetr needles	700		5.96		s dil HCl
527	Cadmium selenate dihydrate	CdSeO ₄ · 2H ₂ O	10060-09-0	291.40	orth cry	100 dec		3.62	70.5 ²⁵	
528	Cadmium selenide	CdSe	1306-24-7	191.37	wh cub cry	1240		5.81		i H ₂ O
529	Cadmium selenite	CdSeO ₃	13814-59-0	239.37	col prisms					
530	Cadmium stearate	Cd(C ₁₈ H ₃₅ O ₂) ₂	2223-93-0	679.350	wh cry pow	134		1.21		
531	Cadmium succinate	CdC ₄ H ₄ O ₄	141-00-4	228.484	wh pow or needles				0.37 ⁴⁰	sl H ₂ O; i EtOH
532	Cadmium sulfate	CdSO ₄	10124-36-4	208.474	col orth cry	1000		4.69	76.7 ²⁵	i EtOH
533	Cadmium sulfate monohydrate	CdSO ₄ · H ₂ O	7790-84-3	226.489	monoc cry	105		3.79	76.7 ²⁵	
534	Cadmium sulfate octahydrate	CdSO ₄ · 8H ₂ O	15244-35-6	352.596	col monoc cry	40 dec		3.08	76.7 ²⁵	
535	Cadmium sulfide	CdS	1306-23-6	144.476	yel-oran hex cry	≈1480		4.826		i H ₂ O; s acid
536	Cadmium sulfite	CdSO ₃	13477-23-1	192.474	col prisms	dec ≈400			0.05 ²⁰	sl H ₂ O
537	Cadmium telluride	CdTe	1306-25-8	240.01	brn-blk cub cry	1042		6.2		i H ₂ O, dil acid
538	Cadmium tellurite	CdTeO ₃	15851-44-2	288.01	col monoc cry	695	dec 1050			
539	Cadmium tetrafluoroborate	Cd(BF ₄) ₂	14486-19-2	286.020	col hyg liq			1.6		vs H ₂ O, EtOH
540	Cadmium titanate	CdTiO ₃	12014-14-1	208.276	orth cry			6.5		
541	Cadmium tungstate	CdWO ₄	7790-85-4	360.25	wh monoc cry			8.0		i H ₂ O, acid; s NH ₄ OH
542	Calcium	Ca	7440-70-2	40.078	silv-wh metal	842	1484	1.54		reac H ₂ O; i bz
543	Calcium acetate	Ca(C ₂ H ₃ O ₂) ₂	62-54-4	158.167	wh hyg cry	160 dec		1.50		s H ₂ O; sl EtOH
544	Calcium acetate monohydrate	Ca(C ₂ H ₃ O ₂) ₂ · H ₂ O	5743-26-0	176.182	wh needles or powder	≈150 dec				s H ₂ O; sl EtOH
545	Calcium acetate dihydrate	Ca(C ₂ H ₃ O ₂) ₂ · 2H ₂ O	14977-17-4	194.196	long col needles					s H ₂ O
546	Calcium aluminate	CaAl ₂ O ₄	12042-68-1	158.039	wh monoc cry	1605		2.98		reac H ₂ O
547	Calcium aluminate (β form)	Ca ₂ Al ₂ O ₆	12042-78-3	270.193	wh cub cry; refr	1535		3.04		i H ₂ O
548	Calcium arsenate	Ca ₃ (AsO ₄) ₂	7778-44-1	398.072	wh powder	dec		3.6	0.0036 ²⁰	s dil acid
549	Calcium arsenite (1:1)	CaAsO ₃	52740-16-6	162.998	wh powder					sl H ₂ O; s acid
550	Calcium borate hexahydrate	CaB ₂ O ₇ · 6H ₂ O	13701-64-9*	303.409	wh cry pow	1162 (anh)				
551	Calcium boride	CaB ₆	12007-99-7	104.944	refrac solid	2235		2.49		
552	Calcium bromate	Ca(BrO ₃) ₂	10102-75-7	295.882	wh pow	180				
553	Calcium bromate monohydrate	Ca(BrO ₃) ₂ · H ₂ O	10102-75-7*	313.898	wh monoc cry	dec 180		3.33		vs H ₂ O
554	Calcium bromide	CaBr ₂	7789-41-5	199.886	rhomb cry; hyg	742	1815	3.38	156 ²⁵	s EtOH, ace
555	Calcium bromide dihydrate	CaBr ₂ · 2H ₂ O	22208-73-7	235.917	wh cry pow					vs H ₂ O
556	Calcium bromide hexahydrate	CaBr ₂ · 6H ₂ O	13477-28-6	307.977	wh hyg powder	38 dec		2.29	156 ²⁵	
557	Calcium carbide	CaC ₂	75-20-7	64.099	gray-blk orth cry	2300		2.22		reac H ₂ O
558	Calcium carbonate (aragonite)	CaCO ₃	471-34-1	100.087	wh orth cry or powder	825 dec		2.930	0.00066 ²⁰	s dil acid
559	Calcium carbonate (calcite)	CaCO ₃	471-34-1	100.087	wh hex cry or powder	1330		2.710	0.00066 ²⁰	s dil acid
560	Calcium carbonate (vaterite)	CaCO ₃	471-34-1	100.087	col hex cry			2.653	0.0011 ²⁵	s dil acid
561	Calcium chlorate	Ca(ClO ₃) ₂	10137-74-3	206.980	wh cry	340			197 ²⁵	
562	Calcium chlorate dihydrate	Ca(ClO ₃) ₂ · 2H ₂ O	10035-05-9	243.011	wh monoc cry; hyg	100 dec		2.711	197 ²⁵	s EtOH
563	Calcium chloride	CaCl ₂	10043-52-4	110.984	wh cub cry or powder; hyg	775	1935	2.15	81.3 ²⁵	vs EtOH
564	Calcium chloride monohydrate	CaCl ₂ · H ₂ O	13477-29-7	128.999	wh hyg cry	260 dec		2.24	81.3 ²⁵	s EtOH
565	Calcium chloride dihydrate	CaCl ₂ · 2H ₂ O	10035-04-8	147.015	hyg flakes or powder	175 dec		1.85	81.3 ²⁵	vs EtOH
566	Calcium chloride tetrahydrate	CaCl ₂ · 4H ₂ O	25094-02-4	183.046	col tric cry			1.83		
567	Calcium chloride hexahydrate	CaCl ₂ · 6H ₂ O	7774-34-7	219.075	wh hex cry; hyg	30 dec		1.71	81.3 ²⁵	
568	Calcium chlorite	Ca(ClO ₂) ₂	14674-72-7	174.982	wh cub cry			2.71		reac H ₂ O
569	Calcium chromate	CaCrO ₄	13765-19-0	156.072	yel cry	1000 dec				sl H ₂ O; i EtOH, ace
570	Calcium chromate dihydrate	CaCrO ₄ · 2H ₂ O	10060-08-9	192.102	yel orth cry	dec 200		2.50	13.2 ²⁰	s dil acids
571	Calcium citrate tetrahydrate	Ca ₃ (C ₆ H ₅ O ₇) ₂ · 4H ₂ O	5785-44-4	570.494	wh needles or pow	dec 100			0.096 ²³	i eth
572	Calcium cyanamide	CaCN ₂	156-62-7	80.102	col hex cry	≈1340	subl	2.29		reac H ₂ O
573	Calcium cyanide	Ca(CN) ₂	592-01-8	92.112	wh rhomb cry; hyg					s H ₂ O, EtOH

No.	Name	Formula	CAS Reg No.	Mol. weight	Physical form	mp/°C	bp/°C	Density g cm ⁻³	Solubility g/100 g H ₂ O	Qualitative solubility
574	Calcium dichromate trihydrate	CaCr ₂ O ₇ · 3H ₂ O	14307-33-6*	310.112	red-oran cry	100 dec		2.37		vs H ₂ O; reac EtOH; i eth, ctc
575	Calcium dihydrogen phosphate monohydrate	Ca(H ₂ PO ₄) ₂ · H ₂ O	10031-30-8	252.068	col tric plates	100 dec		2.220		sl H ₂ O; s dil acid
576	Calcium 2-ethylhexanoate	Ca(C ₈ H ₁₅ O ₂) ₂	136-51-6	326.485	powder					
577	Calcium ferrocyanide dodecahydrate	Ca ₂ Fe(CN) ₆ · 12H ₂ O		508.289	yel tric cry	dec		1.68	87 ²⁵	vs H ₂ O; i EtOH
578	Calcium fluoride	CaF ₂	7789-75-5	78.075	wh cub cry or powder	1418	2500	3.18	0.0016 ²⁵	sl acid
579	Calcium fluorophosphate	Ca ₅ (PO ₄) ₃ F	12015-73-5	504.302	col hex cry	1650		3.201		i H ₂ O
580	Calcium fluorophosphate dihydrate	CaPO ₃ F · 2H ₂ O	37809-19-1	174.079	col monoc cry				0.42 ²⁷	i os
581	Calcium formate	Ca(CHO ₂) ₂	544-17-2	130.113	orth cry	300 dec		2.02	16.6 ²⁰	i EtOH
582	Calcium hexaborate pentahydrate	2CaO · 3B ₂ O ₃ · 5H ₂ O	12291-65-5	411.091	col monoc cry	dec 375 (exp)		2.42	1 ²⁵	sl acid
583	Calcium hexafluoro-2,4-pentanedioate	Ca(CF ₃ COCHCOF ₃) ₂	121012-90-6	454.180	powder	135				
584	Calcium hexafluorosilicate dihydrate	CaSiF ₆ · 2H ₂ O	16925-39-6	218.185	col tetr cry			2.25	0.52 ²⁰	i ace; reac hot H ₂ O
585	Calcium hydride	CaH ₂	7789-78-8	42.094	gray orth cry or powder	1000		1.7		reac H ₂ O, EtOH
586	Calcium hydrogen phosphate	CaHPO ₄	7757-93-9	136.057	wh tric cry	dec		2.92	0.02 ²⁵	i EtOH
587	Calcium hydrogen phosphate dihydrate	CaHPO ₄ · 2H ₂ O	7789-77-7	172.088	monoc cry	≈100 dec		2.31	0.02 ²⁵	i EtOH; s dil acid
588	Calcium hydrogen sulfite	CaH ₂ (SO ₃) ₂	13780-03-5	202.220				1.06		s H ₂ O
589	Calcium hydrosulfide hexahydrate	Ca(HS) ₂ · 6H ₂ O		214.315	col cry	dec				s H ₂ O, EtOH
590	Calcium hydroxide	Ca(OH) ₂	1305-62-0	74.093	soft hex cry			≈2.2	0.160 ²⁰	s acid
591	Calcium hydroxide phosphate	Ca ₃ (OH)(PO ₄) ₃	12167-74-7	502.311	col hex cry	dec >900		3.155		i H ₂ O
592	Calcium hypochlorite	Ca(OCl) ₂	7778-54-3	142.983	powder	100		2.350		
593	Calcium hypophosphite	Ca(H ₂ PO ₂) ₂	7789-79-9	170.055	wh monoc cry	300 dec				s H ₂ O; i EtOH
594	Calcium iodate	Ca(IO ₃) ₂	7789-80-2	389.883	wh monoc cry			4.52	0.306 ²⁵	s HNO ₃ ; i EtOH
595	Calcium iodide	CaI ₂	10102-68-8	293.887	hyg hex cry	783	1100	3.96	215 ²⁵	s MeOH, EtOH, ace; i eth
596	Calcium iodide hexahydrate	CaI ₂ · 6H ₂ O	71626-98-7	401.978	wh hex needles or powder	42 dec		2.55	215 ²⁵	vs EtOH
597	Calcium metaborate	Ca(BO ₂) ₂	13701-64-9	125.698	powder				0.13 ²⁰	
598	Calcium metasilicate	CaSiO ₃	1344-95-2	116.162	wh monoc cry	1540		2.92		i H ₂ O
599	Calcium molybdate	CaMoO ₄	7789-82-4	200.02	wh tetr cry	1520		4.35	0.0011 ²⁰	i EtOH; s conc acid
600	Calcium nitrate	Ca(NO ₃) ₂	10124-37-5	164.087	wh cub cry; hyg	561		2.5	144 ²⁵	s EtOH, MeOH, ace
601	Calcium nitrate tetrahydrate	Ca(NO ₃) ₂ · 4H ₂ O	13477-34-4	236.149	wh cry	≈40 dec		1.82	144 ²⁵	s EtOH, ace
602	Calcium nitride	Ca ₃ N ₂	12013-82-0	148.247	red-brn cub cry	1195		2.67		s H ₂ O, acid; i EtOH
603	Calcium nitrite	Ca(NO ₂) ₂	13780-06-8	132.089	wh-yel hex cry; hyg	392		2.23	94.6 ²⁵	sl EtOH
604	Calcium nitrite monohydrate	Ca(NO ₂) ₂ · H ₂ O	10031-34-2	150.104	col or yel cry	dec 100				vs H ₂ O; sl EtOH
605	Calcium oleate	Ca(C ₁₈ H ₃₃ O ₂) ₂	142-17-6	602.985	pale yel solid	dec 140			0.04 ²⁵	sl H ₂ O; s bz; i EtOH, ace, eth
606	Calcium oxalate	CaC ₂ O ₄	563-72-4	128.097	wh cry powder			2.2	0.00061 ²⁰	
607	Calcium oxalate monohydrate	CaC ₂ O ₄ · H ₂ O	5794-28-5	146.112	cub cry	200 dec		2.2	0.00061 ²⁰	s dil acid
608	Calcium oxide	CaO	1305-78-8	56.077	gray-wh cub cry	2613		3.34		reac H ₂ O; s acid
609	Calcium oxide silicate	Ca ₂ OSiO ₄	12168-85-3	228.317	refrac solid	2150				
610	Calcium palmitate	Ca(C ₁₆ H ₃₁ O ₂) ₂	542-42-7	550.910	wh-yel pow	dec 155				i H ₂ O, EtOH, eth, ace; sl bz
611	Calcium perborate heptahydrate	Ca(BO ₂) ₂ · 7H ₂ O		283.803	gray-wh pow					s H ₂ O, acid
612	Calcium 2,4-pentanedioate	Ca(CH ₃ COCHCOCH ₃) ₂	19372-44-2	238.294	cry	dec 175				
613	Calcium perchlorate	Ca(ClO ₄) ₂	13477-36-6	238.979	wh cry	270 dec		2.65	188 ²⁵	s EtOH, MeOH
614	Calcium perchlorate tetrahydrate	Ca(ClO ₄) ₂ · 4H ₂ O	15627-86-8	311.041	wh cry					vs H ₂ O
615	Calcium permanganate	Ca(MnO ₄) ₂	10118-76-0	277.949	purp hyg cry			2.4	331 ²⁰	reac EtOH
616	Calcium peroxide	CaO ₂	1305-79-9	72.077	wh-yel tetr cry; hyg	≈200 dec		2.9		sl H ₂ O; s acid
617	Calcium phosphate	Ca ₃ (PO ₄) ₂	7758-87-4	310.177	wh amorp powder	1670		3.14	0.00012 ²⁰	i EtOH; s dil acid
618	Calcium phosphide	Ca ₃ P ₂	1305-99-3	182.182	red-brn hyg cry	≈1600		2.51		reac H ₂ O; i EtOH, eth
619	Calcium phosphonate monohydrate	CaHPO ₃ · H ₂ O	25232-60-4	138.073	col monoc cry	dec 150				sl H ₂ O; i EtOH
620	Calcium plumbate	Ca ₃ PbO ₄	12013-69-3	351.4	oran-brn orth cry	dec		5.71		i H ₂ O; s acid
621	Calcium propanoate	Ca(C ₃ H ₇ O ₂) ₂	4075-81-4	186.219	monoc cry, powder					s H ₂ O; sl MeOH, EtOH; i ace, bz
622	Calcium pyrophosphate	Ca ₂ P ₂ O ₇	7790-76-3	254.099	wh powder	1353		3.09		i H ₂ O; s dil acid
623	Calcium selenate dihydrate	CaSeO ₄ · 2H ₂ O	7790-74-1	219.07	wh monoc cry			2.75	8.3 ¹⁸	
624	Calcium selenide	CaSe	1305-84-6	119.04	wh-brn cub cry	1400 dec		3.8		reac H ₂ O
625	Calcium silicide (CaSi)	CaSi	12013-55-7	68.164	orth cry	1324		2.39		

No.	Name	Formula	CAS Reg No.	Mol. weight	Physical form	mp/°C	bp/°C	Density g cm ⁻³	Solubility g/100 g H ₂ O	Qualitative solubility
626	Calcium silicide (CaSi ₂)	CaSi ₂	12013-56-8	96.249	gray hex cry	1040		2.50		i cold H ₂ O; reac hot H ₂ O; s acid
627	Calcium stannate trihydrate	CaSnO ₃ · 3H ₂ O	12013-46-6*	260.832	wh cry pow	dec ≈350				i H ₂ O
628	Calcium stearate	Ca(C ₁₈ H ₃₅ O ₂) ₂	1592-23-0	607.017	granular powder	180				i H ₂ O, EtOH
629	Calcium succinate trihydrate	CaC ₄ H ₄ O ₄ · 3H ₂ O	140-99-8	210.196	needles					sl H ₂ O; s dil acid; i EtOH
630	Calcium sulfate	CaSO ₄	7778-18-9	136.141	orth cry	1460		2.96	0.205 ²⁵	
631	Calcium sulfate hemihydrate	CaSO ₄ · 0.5H ₂ O	10034-76-1	145.149	wh powder				0.205 ²⁵	
632	Calcium sulfate dihydrate	CaSO ₄ · 2H ₂ O	10101-41-4	172.171	monocl cry or powder	150 dec		2.32	0.205 ²⁰	i os
633	Calcium sulfide	CaS	20548-54-3	72.143	wh-yel cub cry; hyg	2524		2.59		sl H ₂ O; i EtOH
634	Calcium sulfite dihydrate	CaSO ₃ · 2H ₂ O	10257-55-3	156.172	wh powder				0.0070 ²⁵	sl EtOH; s acid
635	Calcium tartrate tetrahydrate	CaC ₄ H ₄ O ₆ · 4H ₂ O	3164-34-9*	260.210	wh pow				0.04 ¹⁰	s dil acid; sl EtOH
636	Calcium telluride	CaTe	12013-57-9	167.68	wh cub cry	1600 dec		4.87		
637	Calcium tetrahydroaluminate	Ca(AlH ₄) ₂	16941-10-9	102.105	gray powder; flam					reac H ₂ O; s thf; i eth, bz
638	Calcium thiocyanate tetrahydrate	Ca(SCN) ₂ · 4H ₂ O	2092-16-2	228.304	hyg cry	160 dec				vs H ₂ O; s EtOH, ace
639	Calcium thiosulfate hexahydrate	CaS ₂ O ₃ · 6H ₂ O	10124-41-1	260.298	tricl cry	45 dec		1.87		s H ₂ O; i EtOH
640	Calcium titanate	CaTiO ₃	12049-50-2	135.943	cub cry	1980		3.98		
641	Calcium tungstate	CaWO ₄	7790-75-2	287.92	wh tet cry	1620		6.06	0.2 ¹⁸	s hot acid
642	Calcium zirconate	CaZrO ₃	12013-47-7	179.300	powder	2550				
643	Californium	Cf	7440-71-3	251	hex or cub metal	900		15.1		
644	Carbon (diamond)	C	7782-40-3	12.011	col cub cry	4440 (12.4 GPa)		3.513		i H ₂ O
645	Carbon (graphite)	C	7782-42-5	12.011	soft blk hex cry	4489 tp (10.3 MPa)	3825 sp	2.2		i H ₂ O
646	Carbon black	C	1333-86-4	12.011	fine blk pow					i H ₂ O
647	Carbon (fullerene-C ₆₀)	C ₆₀	99685-96-8	720.642	yel needles or plates	>280				s os
648	Carbon (fullerene-C ₇₀)	C ₇₀	115383-22-7	840.749	red-brn solid	>280				s bz, tol
649	Fullerene fluoride	C ₆₀ F ₆₀	134929-59-2	1860.546	col plates	287				vs ace; s thf; i chl
650	Carbon monoxide	CO	630-08-0	28.010	col gas	-205.02	-191.5	1.145 g/L		sl H ₂ O; s chl, EtOH
651	Carbon dioxide	CO ₂	124-38-9	44.010	col gas	-56.558 tp	-78.464 sp	1.799 g/L		s H ₂ O
652	Carbon suboxide	C ₃ O ₂	504-64-3	68.031	col gas	-112.5	6.8	2.781 g/L		reac H ₂ O
653	Carbon disulfide	CS ₂	75-15-0	76.141	col or yel liq	-112.1	46	1.2632 ²⁰		i H ₂ O; vs EtOH, bz, os
654	Carbon subsulfide	C ₃ S ₂	627-34-9	100.162	red liq	-1	90 dec	1.27		reac H ₂ O
655	Carbon diselenide	CSe ₂	506-80-9	169.93	yel liq	-43.7	125.5	2.6823 ²⁰		i H ₂ O; vs ctc, tol
656	Carbon oxysulfide	COS	463-58-1	60.075	col gas	-138.8	-50	2.456 g/L		s H ₂ O, EtOH
657	Carbon oxyselenide	COSe	1603-84-5	106.97	col gas; unstab	-124.4	-21.7	4.372 g/L		reac H ₂ O
658	Carbon sulfide selenide	CSSe	5951-19-9	123.04	yel liq	-85	84.5	1.99		i H ₂ O
659	Carbon sulfide telluride	CSTe	10340-06-4	171.68	red-yel liq; unstab	-54	20 dec			reac H ₂ O
660	Carbonyl bromide	COBr ₂	593-95-3	187.818	col liq			64.5	2.5	reac H ₂ O
661	Carbonyl chloride	COCl ₂	75-44-5	98.916	col gas	-127.78	8	4.043 g/L		sl H ₂ O; s bz, tol
662	Carbonyl fluoride	COF ₂	353-50-4	66.007	col gas	-111.26	-84.57	2.698 g/L		reac H ₂ O
663	Cyanogen	C ₂ N ₂	460-19-5	52.034	col gas	-27.83	-21.1	2.127 g/L		sl H ₂ O, eth; s EtOH
664	Cyanogen azide	N ₃ CN	764-05-6	68.038	col oily liq	exp				
665	Cyanogen bromide	BrCN	506-68-3	105.922	wh hyg needles	52	61.5	2.015		s H ₂ O, EtOH, eth
666	Cyanogen chloride	CICN	506-77-4	61.471	col vol liq or gas	-6.55	13	2.513 g/L		s H ₂ O, EtOH, eth
667	Cyanogen fluoride	FCN	1495-50-7	45.016	col gas	-82	-46	1.840 g/L		
668	Cyanogen iodide	ICN	506-78-5	152.922	col needles	146.7		2.84		s H ₂ O, EtOH, eth
669	Cerium	Ce	7440-45-1	140.116	silv metal; cub or hex	799	3443	6.770		s dil acid
670	Cerium boride	CeB ₆	12008-02-5	204.982	blue refrac solid; hex	2550		4.87		i H ₂ O, HCl
671	Cerium carbide	CeC ₂	12012-32-7	164.137	red hex cry	2250		5.47		reac H ₂ O
672	Cerium carbide	Ce ₂ C ₃	12115-63-8	316.264	yel-brn cub cry	1505		6.9		
673	Cerium nitride	CeN	25764-08-3	154.123	refrac cub cry	2557		7.89		
674	Cerium silicide	CeSi ₂	12014-85-6	196.287	tetr cry	1420		5.31		i H ₂ O
675	Cerium(II) hydride	CeH ₂	13569-50-1	142.132	cub cry			5.45		reac H ₂ O
676	Cerium(II) iodide	CeI ₂	19139-47-0	393.925	bronze cry	808				
677	Cerium(II) sulfide	CeS	12014-82-3	172.181	yel cub cry	2445		5.9		
678	Cerium(III) acetate sesquihydrate	Ce(C ₂ H ₃ O ₂) ₃ · 1.5H ₂ O	17829-82-2		col cry	dec 115			26 ¹⁵	s H ₂ O
679	Cerium(III) ammonium nitrate tetrahydrate	(NH ₄) ₂ Ce(NO ₃) ₆ · 4H ₂ O	13083-04-0	558.279	col monocl cry	74				vs H ₂ O
680	Cerium(III) ammonium sulfate tetrahydrate	NH ₄ Ce(SO ₄) ₂ · 4H ₂ O	21995-38-0*	422.341	monocl cry					s H ₂ O
681	Cerium(III) bromide	CeBr ₃	14457-87-5	379.828	wh hex cry; hyg	732	1457			s H ₂ O

No.	Name	Formula	CAS Reg No.	Mol. weight	Physical form	mp/°C	bp/°C	Density g cm ⁻³	Solubility g/100 g H ₂ O	Qualitative solubility
682	Cerium(III) bromide heptahydrate	CeBr ₃ · 7H ₂ O	7789-56-2	505.935	col hyg needles	732				s H ₂ O, EtOH
683	Cerium(III) carbonate	Ce ₂ (CO ₃) ₃	537-01-9	460.259	wh pow	dec 500				i H ₂ O; s acid
684	Cerium(III) carbonate pentahydrate	Ce ₂ (CO ₃) ₃ · 5H ₂ O	72520-94-6	550.335	wh powder					i H ₂ O; s dil acid
685	Cerium(III) chloride	CeCl ₃	7790-86-5	246.475	wh hex cry	807		3.97		s H ₂ O, EtOH
686	Cerium(III) chloride heptahydrate	CeCl ₃ · 7H ₂ O	18618-55-8	372.582	yel orth cry; hyg	90 dec				vs H ₂ O, EtOH
687	Cerium(III) fluoride	CeF ₃	7758-88-5	197.111	wh hex cry; hyg	1430	2180	6.157		i H ₂ O
688	Cerium(III) hydride	CeH ₃	13864-02-3	143.140	blk pow or blue-blk cry	dec (flam)				reac H ₂ O
689	Cerium(III) hydroxide	Ce(OH) ₃	15785-09-8	191.138	wh solid					i H ₂ O; s acid
690	Cerium(III) iodide	CeI ₃	7790-87-6	520.829	yel orth cry; hyg	760				s H ₂ O
691	Cerium(III) iodide nonahydrate	CeI ₃ · 9H ₂ O	7790-87-6*	682.967	wh-red cry					vs H ₂ O; s EtOH
692	Cerium(III) nitrate hexahydrate	Ce(NO ₃) ₃ · 6H ₂ O	10108-73-3*	434.222	col-red cry	150 dec			176 ²⁵	s ace
693	Cerium(III) oxalate nonahydrate	Ce(C ₂ O ₄) ₃ · 9H ₂ O	13266-83-6	706.426	wh pow	dec				i H ₂ O, EtOH; s acid
694	Cerium(III) oxide	Ce ₂ O ₃	1345-13-7	328.230	yel-grn cub cry	2210	3730	6.2		i H ₂ O; s acid
695	Cerium(III) 2,4-pentanedioate trihydrate	Ce(CH ₃ COCHCOCH ₃) ₃ · 3H ₂ O	15653-01-7	491.486	yel hyg cry	≈150				vs EtOH
696	Cerium(III) perchlorate hexahydrate	Ce(ClO ₄) ₃ · 6H ₂ O	36907-38-7	546.559	hyg col cry	dec 200				s H ₂ O, EtOH
697	Cerium(III) selenate	Ce ₂ (SeO ₄) ₃		709.11	rhomb cry			4.46		s H ₂ O
698	Cerium(III) sulfate	Ce ₂ (SO ₄) ₃	13454-94-9	568.420	col hyg cry	920 dec				s H ₂ O
699	Cerium(III) sulfate octahydrate	Ce ₂ (SO ₄) ₃ · 8H ₂ O	13454-94-9	712.542	wh orth cry	≈250 dec		2.87		s H ₂ O
700	Cerium(III) sulfide	Ce ₂ S ₃	12014-93-6	376.427	red cub cry	2450		5.02		i H ₂ O
701	Cerium(III) tungstate	Ce ₂ (WO ₄) ₃	13454-74-5	1023.75	yel tetr cry	1089		6.77		i H ₂ O
702	Cerium(IV) ammonium nitrate	(NH ₄) ₂ Ce(NO ₃) ₆	16774-21-3	548.223	red-oran cry					vs H ₂ O
703	Cerium(IV) ammonium nitrate dihydrate	(NH ₄) ₄ Ce(SO ₄) ₄ · 2H ₂ O	10378-47-9	632.551	cry pow	dec 450				
704	Cerium(IV) fluoride	CeF ₄	10060-10-3	216.110	wh hyg powder	≈600 dec		4.77		i H ₂ O
705	Cerium(IV) hydroxide	Ce(OH) ₄	12014-56-1	208.146	yel-wh pow					i H ₂ O; s conc acid
706	Cerium(IV) oxide	CeO ₂	1306-38-3	172.115	wh-yel powder; cub	2480		7.216		i H ₂ O, dil acid
707	Cerium(IV) sulfate tetrahydrate	Ce(SO ₄) ₂ · 4H ₂ O	10294-42-5	404.303	yel-oran orth cry	180 dec		3.91	9.66 ²⁰	
708	Cesium	Cs	7440-46-2	132.905	silv-wh metal	28.5	671	1.93		reac H ₂ O
709	Cesium acetate	CsC ₂ H ₃ O ₂	3396-11-0	191.949	hyg lumps	194			10 ¹¹	
710	Cesium aluminum sulfate dodecahydrate	CsAl(SO ₄) ₂ · 12H ₂ O	7784-17-0	568.196	col cub cry	117 dec		1.97		s H ₂ O; i EtOH
711	Cesium amide	CsNH ₂	22205-57-8	148.928	wh tetr cry			3.70		
712	Cesium azide	CsN ₃	22750-57-8	174.925	hyg tetr cry; exp	326		≈3.5	22 ⁴⁰	
713	Cesium bromate	CsBrO ₃	13454-75-6	260.807	col hex cry			4.11	3.83 ²⁵	
714	Cesium bromide	CsBr	7787-69-1	212.809	wh cub cry; hyg	636	≈1300	4.43	123 ²⁵	s EtOH; i ace
715	Cesium carbonate	Cs ₂ CO ₃	534-17-8	325.820	wh monocl cry; hyg	793		4.24	261 ¹⁵	s EtOH, eth
716	Cesium chlorate	CsClO ₃	13763-67-2	216.356	col hex cry	342		3.57	7.78 ²⁵	sl H ₂ O
717	Cesium chloride	CsCl	7647-17-8	168.358	wh cub cry; hyg	646	1297	3.988	191 ²⁵	s EtOH
718	Cesium chromate(IV)	Cs ₂ CrO ₄	56320-90-2	647.616	yel hex cry	982		4.24		vs H ₂ O
719	Cesium cyanide	CsCN	21159-32-0	158.923	wh cub cry; hyg	350		3.34		vs H ₂ O
720	Cesium dibromiodate	CsIBr ₂	18278-82-5	419.617	dark oran cry	dec				s H ₂ O
721	Cesium fluoride	CsF	13400-13-0	151.903	wh cub cry; hyg	703		4.64	573 ²⁵	s MeOH; i diox, py
722	Cesium fluoroborate	CsBF ₄	18909-69-8	219.710	wh orth cry	555 dec		3.2	1.6 ¹⁷	sl H ₂ O
723	Cesium formate	CsCHO ₂	3495-36-1	177.923	wh cry			1.017		vs H ₂ O
724	Cesium hexafluorogermanate	Cs ₂ GeF ₆		452.44	wh cry	≈675		4.10		sl cold H ₂ O; s hot H ₂ O
725	Cesium hydride	CsH	58724-12-2	133.913	wh cub cry; flam	528		3.42		reac H ₂ O
726	Cesium hydrogen carbonate	CsHCO ₃	15519-28-5	193.922	rhomb cry	175 dec			209 ¹⁵	s EtOH
727	Cesium hydrogen fluoride	CsHF ₂	12280-52-3	171.910	tetr cry	170		3.86		
728	Cesium hydrogen sulfate	CsHSO ₄	7789-16-4	229.976	col rhomb prisms	dec		3.352		s H ₂ O
729	Cesium hydroxide	CsOH	21351-79-1	149.912	wh-yel hyg cry	342.3		3.68	300 ³⁰	s EtOH
730	Cesium iodate	CsIO ₃	13454-81-4	307.807	wh monocl cry			4.85	2.6 ²⁵	
731	Cesium iodide	CsI	7789-17-5	259.809	col cub cry; hyg	632	≈1280	4.51	84.8 ²⁵	s EtOH, MeOH, ace
732	Cesium metaborate	CsBO ₂	92141-86-1	175.715	cub cry	732		≈3.7		
733	Cesium molybdate	Cs ₂ MoO ₄	13597-64-3	425.75	wh cry	956.3			67 ¹⁸	s H ₂ O
734	Cesium nitrate	CsNO ₃	7789-18-6	194.910	wh hex or cub cry	409		3.66	27.9 ²⁵	s ace; sl EtOH
735	Cesium nitrite	CsNO ₂	13454-83-6	178.911	yel cry	406				s H ₂ O
736	Cesium oxide	Cs ₂ O	20281-00-9	281.810	yel-oran hex cry	495		4.65		vs H ₂ O
737	Cesium superoxide	CsO ₂	12018-61-0	164.904	yel tetr cry	432		3.77		reac H ₂ O
738	Cesium trioxide	Cs ₂ O ₃	12134-22-4	313.809	brn cry	≈400		4.25		reac H ₂ O
739	Cesium perchlorate	CsClO ₄	13454-84-7	232.356	wh orth cry; hyg	≈600 dec		3.327	2.00 ²⁵	
740	Cesium periodate	CsIO ₄	13478-04-1	323.807	wh rhomb prisms			4.26	2.2 ¹⁵	
741	Cesium sulfate	Cs ₂ SO ₄	10294-54-9	361.874	wh orth cry or hex prisms; hyg	1005		4.24	182 ²⁵	i EtOH, ace, py

No.	Name	Formula	CAS Reg No.	Mol. weight	Physical form	mp/°C	bp/°C	Density g cm ⁻³	Solubility g/100 g H ₂ O	Qualitative solubility
742	Cesium sulfide	Cs ₂ S	12214-16-3	297.876	yel orth hyg cry	520				vs H ₂ O
743	Cesium trifluoroacetate	Cs(C ₂ F ₃ O ₂)	21907-50-6	245.920	hyg solid	115				vs H ₂ O
744	Chlorine	Cl ₂	7782-50-5	70.906	grn-yel gas	-101.5	-34.04	2.898 g/L		sl H ₂ O
745	Hypochlorous acid	HOCl	7790-92-3	52.460	grn-yel; stable only in aq soln					s H ₂ O
746	Chloric acid	HClO ₃	7790-93-4	84.459	exists only in aq soln					vs H ₂ O
747	Perchloric acid	HClO ₄	7601-90-3	100.459	col hyg liq	-112	≈90 dec	1.77		s H ₂ O
748	Chlorine monoxide	Cl ₂ O	7791-21-1	86.905	yel-brn gas	-120.6	2.2	3.552 g/L		vs H ₂ O
749	Chlorine dioxide	ClO ₂	10049-04-4	67.452	oran-grn gas	-59	11	2.757 g/L		sl H ₂ O
750	Dichlorine trioxide	Cl ₂ O ₃	17496-59-2	118.904	dark brn solid	exp <25				
751	Dichlorine hexoxide	Cl ₂ O ₆	12442-63-6	166.902	red liq	3.5	≈200			reac H ₂ O
752	Dichlorine heptoxide	Cl ₂ O ₇	10294-48-1	182.902	col oily liq; exp	-91.5	82	1.9		reac H ₂ O
753	Chlorine fluoride	ClF	7790-89-8	54.451	col gas	-155.6	-101.1	2.226 g/L		reac H ₂ O
754	Chlorine trifluoride	ClF ₃	7790-91-2	92.448	gas	-76.34	11.75	3.779 g/L		reac H ₂ O
755	Chlorine pentafluoride	ClF ₅	13637-63-3	130.445	col gas	-103	-13.1	5.332 g/L		
756	Chlorosyl trifluoride	ClOF ₃	30708-80-6	108.447	col liq	-42	27			reac H ₂ O
757	Chloryl fluoride	ClO ₂ F	13637-83-7	86.450	col gas	-115	-6	3.534 g/L		reac H ₂ O
758	Chloryl trifluoride	ClO ₂ F ₃	38680-84-1	124.447	col gas	-81.2	-21.6	5.087 g/L		reac H ₂ O
759	Perchloryl fluoride	ClO ₃ F	7616-94-6	102.449	col gas	-147	-46.75	4.187 g/L		
760	Chlorine perchlorate	ClOClO ₃	27218-16-2	134.904	unstab yel liq	-117	≈45 dec	1.81 ^o		
761	Chromium	Cr	7440-47-3	51.996	blue-wh metal; cub	1907	2671	7.15		reac dil acid
762	Chromic acid	H ₂ CrO ₄	7738-94-5	118.010	aq soln only					s H ₂ O
763	Chromium antimonide	CrSb	12053-12-2	173.756	hex cry	1110		7.11		
764	Chromium arsenide	Cr ₂ As	12254-85-2	178.914	tetr cry			7.04		
765	Chromium boride (CrB)	CrB	12006-79-0	62.807	refrac orth cry	2100		6.1		
766	Chromium boride (Cr ₂ B ₃)	Cr ₂ B ₃	12007-16-8	73.618	refrac solid; hex	2200		5.22		
767	Chromium boride (Cr ₃ B ₂)	Cr ₃ B ₂	12006-80-3	114.803	refrac solid	1875				
768	Chromium boride (Cr ₂ B ₅)	Cr ₂ B ₅	12007-38-4	292.414	tetr cry	1900		6.10		
769	Chromium carbide	Cr ₃ C ₂	12012-35-0	180.009	gray orth cry	1895		6.68		
770	Chromium carbonyl	Cr(CO) ₅	13007-92-6	220.056	col orth cry	130 dec	subl	1.77		i H ₂ O, EtOH; s eth, chl
771	Chromium nitride (CrN)	CrN	24094-93-7	66.003	gray cub cry	1080 dec		5.9		
772	Chromium nitride (Cr ₂ N)	Cr ₂ N	12053-27-9	117.999	hex cry	1650		6.8		
773	Chromium phosphide	CrP	26342-61-0	82.970	orth cry			5.25		
774	Chromium selenide	CrSe	12053-13-3	130.96	hex cry	≈1500		6.1		
775	Chromium silicide (CrSi ₂)	CrSi ₂	12018-09-6	108.167	gray hex cry	1490		4.91		
776	Chromium silicide (Cr ₃ Si)	Cr ₃ Si	12018-36-9	184.074	cub cry	1770		6.4		
777	Chromium(II) acetate monohydrate	Cr(C ₂ H ₃ O ₂) ₂ · H ₂ O	628-52-4*	188.100	red monocl cry			1.79		sl H ₂ O
778	Chromium(II) bromide	CrBr ₂	10049-25-9	211.804	wh monocl cry; aq soln blue	842		4.236		s H ₂ O, EtOH
779	Chromium(II) chloride	CrCl ₂	10049-05-5	122.902	wh hyg needles; aq soln blue	824	1120	2.88		s H ₂ O
780	Chromium(II) chloride tetrahydrate	Cr(H ₂ O) ₄ Cl ₂ · 4H ₂ O	13931-94-7	267.024	blue hyg cry	51 dec				s H ₂ O
781	Chromium(II) fluoride	CrF ₂	10049-10-2	89.993	blue-grn monocl cry	894		3.79		sl H ₂ O; i EtOH
782	Chromium(II) formate monohydrate	Cr(CHOO) ₂ · H ₂ O	4493-37-2	160.046	red needles					s H ₂ O
783	Chromium(II) iodide	CrI ₂	13478-28-9	305.805	red-brn cry; hyg	867		5.1		s H ₂ O
784	Chromium(II) oxalate monohydrate	CrC ₂ O ₄ · H ₂ O	814-90-4*	158.030	yel-grn powder			2.468		sl H ₂ O
785	Chromium(II) sulfate pentahydrate	CrSO ₄ · 5H ₂ O	13825-86-0	238.135	blue cry				21 ^o	s dil acid; sl EtOH; i ace
786	Chromium(II,III) oxide	Cr ₃ O ₄	12018-34-7	219.986	cub cry			6.1		
787	Chromium(III) acetate	Cr(C ₂ H ₃ O ₂) ₃	1066-30-4	229.127	blue-grn pwd					sl H ₂ O
788	Chromium(III) acetate monohydrate	Cr(C ₂ H ₃ O ₂) ₃ · H ₂ O	25013-82-5	247.143	gray-grn pow					sl H ₂ O; i EtOH
789	Chromium(III) acetate hexahydrate	Cr(C ₂ H ₃ O ₂) ₃ · 6H ₂ O	1066-30-4*	337.220	blue needles					s H ₂ O
790	Chromium(III) acetate hydroxide	Cr(C ₂ H ₃ O ₂) ₂ (OH)	39430-51-8	187.092	viol cry pow					vs H ₂ O
791	Chromium(III) bromide	CrBr ₃	10031-25-1	291.708	dark grn hex cry	812		4.68		s hot H ₂ O, bz
792	Chromium(III) bromide hexahydrate (α)	CrBr ₃ (H ₂ O) ₆ · 2H ₂ O	18721-05-6	399.799	grn hyg cry					s H ₂ O, EtOH
793	Chromium(III) bromide hexahydrate (β)	Cr(H ₂ O) ₆ Br ₃	10031-25-1*	399.799	viol hyg cry					s H ₂ O; i EtOH, eth
794	Chromium(III) chloride	CrCl ₃	10025-73-7	158.355	red-viol cry	1152	1300 dec	2.76		sl H ₂ O
795	Chromium(III) chloride hexahydrate	[CrCl ₂ (H ₂ O) ₄]Cl · 2H ₂ O	10060-12-5	266.446	grn monocl cry; hyg					s H ₂ O, EtOH; sl ace; i eth
796	Chromium(III) fluoride	CrF ₃	7788-97-8	108.991	grn needles	1425		3.8		i H ₂ O, EtOH
797	Chromium(III) fluoride trihydrate	CrF ₃ · 3H ₂ O	16671-27-5	163.037	grn hex cry			2.2		sl H ₂ O
798	Chromium(III) hydroxide sulfate	Cr(OH)SO ₄	12336-95-7	165.066	grn cry					
799	Chromium(III) fluoride nonahydrate	Cr(H ₂ O) ₉ F ₃ · 3H ₂ O	102430-09-1	271.129	rhomb viol cry					sl H ₂ O

No.	Name	Formula	CAS Reg No.	Mol. weight	Physical form	mp/°C	bp/°C	Density g cm ⁻³	Solubility g/100 g H ₂ O	Qualitative solubility
800	Chromium(III) hydroxide trihydrate	Cr(OH) ₃ · 3H ₂ O	1308-14-1	157.063	blue-grn powder					i H ₂ O; s acid
801	Chromium(III) iodide	CrI ₃	13569-75-0	432.709	dark grn hex cry	500 dec		5.32		sl H ₂ O
802	Chromium(III) nitrate	Cr(NO ₃) ₃	13548-38-4	238.011	grn hyg powder	>60 dec				vs H ₂ O
803	Chromium(III) nitrate nonahydrate	Cr(NO ₃) ₃ · 9H ₂ O	7789-02-8	400.148	grn-blk monocl cry	66.3	>100 dec	1.80		vs H ₂ O
804	Chromium(III) oxide	Cr ₂ O ₃	1308-38-9	151.990	grn hex cry	2320	≈3000	5.22		i H ₂ O, EtOH; sl acid, alk
805	Chromium(III) 2,4-pentanedioate	Cr(CH ₃ COCHCOCH ₃) ₃	21679-31-2	349.320	red monocl cry	208	345	1.34		i H ₂ O; s bz
806	Chromium(III) perchlorate	Cr(ClO ₄) ₃	27535-70-2	350.348	grn-blue cry				58 ²⁵	vs H ₂ O
807	Chromium(III) phosphate	CrPO ₄	7789-04-0	146.967	blue orth cry	>1800		4.6		i H ₂ O, acid, aqua regia
808	Chromium(III) phosphate hemiheptahydrate	CrPO ₄ · 3.5H ₂ O	84359-31-9	210.021	blue-grn powder			2.15		i H ₂ O; s acid
809	Chromium(III) phosphate hexahydrate	CrPO ₄ · 6H ₂ O	84359-31-9	255.059	viol cry	>500 dec		2.121		i H ₂ O; s acid, alk
810	Chromium(III) potassium oxalate trihydrate	K ₃ Cr(C ₂ O ₄) ₃ · 3H ₂ O	15275-09-9	487.394	blue-grn monocl cry					s H ₂ O
811	Chromium(III) potassium sulfate dodecahydrate	K ₂ Cr(SO ₄) ₂ · 12H ₂ O	7788-99-0	499.403	viol-blk cub cry	89 dec		1.83		s H ₂ O; i EtOH
812	Chromium(III) sulfate	Cr ₂ (SO ₄) ₃	10101-53-8	392.180	red pow	dec >700		3.1	64 ²⁵	s H ₂ O; vs acid
813	Chromium(III) sulfate octadecahydrate	Cr ₂ (SO ₄) ₃ · 18H ₂ O	10101-53-8*	716.455	viol cry	dec 115		1.7		reac H ₂ O
814	Chromium(III) sulfide	Cr ₂ S ₃	12018-22-3	200.187	brn-blk hex cry			3.8		
815	Chromium(III) telluride	Cr ₂ Te ₃	12053-39-3	486.79	hex cry	≈1300		7.0		
816	Chromium(IV) chloride	CrCl ₄	15597-88-3	193.808	gas, stable at HT		>600 dec	7.922 g/L		
817	Chromium(IV) fluoride	CrF ₄	10049-11-3	127.990	grn cry	277		2.89		reac H ₂ O
818	Chromium(IV) oxide	CrO ₂	12018-01-8	83.995	brn-blk tetr powder	≈400 dec		4.89		i H ₂ O; s acid
819	Chromium(V) fluoride	CrF ₅	14884-42-5	146.988	red orth cry	34	117			reac H ₂ O
820	Chromium(V) oxide	Cr ₂ O ₅	12218-36-9	183.989	blk needles	dec 200				
821	Chromium(VI) fluoride	CrF ₆	13843-28-2	165.986	yel solid; stable at low temp	-100 dec				
822	Chromium(VI) oxide	CrO ₃	1333-82-0	99.994	red orth cry	197	≈250 dec	2.7	169 ²⁵	
823	Chromium(VI) tetrafluoride oxide	CrOF ₄	23276-90-6	143.989	dark red solid	55				reac H ₂ O, ace, dmsO
824	Chromium(VI) dichloride dioxide	CrO ₂ Cl ₂	14977-61-8	154.901	red liq	-96.5	117	1.91		reac H ₂ O; s ctc, chl, bz
825	Chromium(VI) difluoride dioxide	CrO ₂ F ₂	7788-96-7	121.992	red-viol cry	30	subl			reac H ₂ O
826	Cobalt	Co	7440-48-4	58.933	gray metal; hex or cub	1495	2927	8.86		s dil acid
827	Cobaltocene	Co(C ₂ H ₄) ₂	1277-43-6	189.119	blk-purp cry	173				
828	Cobalt antimonide	CoSb	12052-42-5	180.693	hex cry	1202		8.8		
829	Cobalt arsenic sulfide	CoAsS	12254-82-9	165.920	silv-wh solid			≈6.1		
830	Cobalt arsenide (CoAs)	CoAs	27016-73-5	133.855	orth cry	1180		8.22		
831	Cobalt arsenide (CoAs ₂)	CoAs ₂	12044-42-7	208.776	monocl cry			7.2		
832	Cobalt arsenide (CoAs ₃)	CoAs ₃	12256-04-1	283.698	cub cry	942		6.84		
833	Cobalt boride (CoB)	CoB	12006-77-8	69.744	refrac solid	1460		7.25		reac H ₂ O, HNO ₃
834	Cobalt boride (Co ₂ B)	Co ₂ B	12045-01-1	128.677	refrac solid	1280		8.1		
835	Cobalt carbonyl	Co ₃ (CO) ₈	10210-68-1	341.947	oran cry	51 dec		1.78		i H ₂ O; s EtOH, eth, CS ₂
836	Cobalt disulfide	CoS ₂	12013-10-4	123.063	cub cry			4.3		
837	Cobalt dodecacarbonyl	Co ₁₂ (CO) ₁₂	17786-31-1	571.854	blk cry	60 dec		2.09		
838	Cobalt phosphide	Co ₂ P	12134-02-0	148.840	gray needles	1386		6.4		i H ₂ O; s HNO ₃
839	Cobalt silicide	CoSi ₂	12017-12-8	115.104	gray cub cry	1326		4.9		s hot HCl
840	Cobalt(II) acetate	Co(C ₂ H ₃ O ₂) ₂	71-48-7	177.022	pink cry					vs H ₂ O; s EtOH
841	Cobalt(II) acetate tetrahydrate	Co(C ₂ H ₃ O ₂) ₂ · 4H ₂ O	6147-53-1	249.082	red monocl cry			1.705		s H ₂ O, EtOH, dil acid
842	Cobalt(II) aluminate	CoAl ₂ O ₄	13820-62-7	176.894	blue cub cry			4.37		i H ₂ O
843	Cobalt(II) arsenate octahydrate	Co ₃ (AsO ₄) ₂ · 8H ₂ O	24719-19-5	598.760	red monocl needles	400 dec	1000 dec	3.0		i H ₂ O; s dil acid
844	Cobalt(II) bromate hexahydrate	Co(BrO ₃) ₂ · 6H ₂ O	13476-01-2	422.829	viol cry			≈2.5		vs H ₂ O
845	Cobalt(II) bromide	CoBr ₂	7789-43-7	218.741	grn hex cry; hyg	678		4.91	113.2 ²⁰	s MeOH, EtOH, ace
846	Cobalt(II) bromide hexahydrate	CoBr ₂ · 6H ₂ O	13762-12-4	326.832	red hyg cry	47 dec	100 dec	2.46	113.2	
847	Cobalt(II) carbonate	CoCO ₃	513-79-1	118.942	pink rhomb cry	dec 280		4.2	0.00014 ²⁰	i EtOH
848	Cobalt(II) basic carbonate	2CoCO ₃ · 3Co(OH) ₂ · H ₂ O	7542-09-8	534.743	red-viol cry	dec				i H ₂ O; s acid
849	Cobalt(II) chlorate hexahydrate	Co(ClO ₃) ₂ · 6H ₂ O		333.927	dark red hyg cry	dec 61				s H ₂ O
850	Cobalt(II) chloride	CoCl ₂	7646-79-9	129.839	blue hyg leaflets	737	1049	3.36	56.2 ²⁵	s EtOH, eth, ace, py
851	Cobalt(II) chloride dihydrate	CoCl ₂ · 2H ₂ O	16544-92-6	165.870	viol-blue cry			2.477	56.2 ²⁵	

No.	Name	Formula	CAS Reg No.	Mol. weight	Physical form	mp/°C	bp/°C	Density g cm ⁻³	Solubility g/100 g H ₂ O	Qualitative solubility
852	Cobalt(II) chloride hexahydrate	CoCl ₂ · 6H ₂ O	7791-13-1	237.930	pink-red monocl cry	87 dec		1.924	56.2 ²⁵	s EtOH, ace, eth
853	Cobalt(II) chromate	CoCrO ₄	24613-38-5	174.927	yel-brn orth cry			≈4.0		i H ₂ O; s acid
854	Cobalt(II) chromite	CoCr ₂ O ₄	13455-25-9	226.923	blue-grn cub cry			5.14		i H ₂ O, conc acid
855	Cobalt(II) citrate dihydrate	Co ₃ (C ₆ H ₅ O ₇) ₂ · 2H ₂ O	18727-04-3	265.170	rose red cry	dec 150			0.8 ¹⁵	
856	Cobalt(II) cyanide	Co(CN) ₂	542-84-7	110.967	blue hyg cry			1.872		i H ₂ O
857	Cobalt(II) cyanide dihydrate	Co(CN) ₂ · 2H ₂ O	20427-11-6	146.998	pink-brn needles					i H ₂ O, acid
858	Cobalt(II) diiron tetroxide	CoFe ₂ O ₄	12052-28-7	234.621	blk solid					s hot HCl
859	Cobalt(II) ferricyanide	Co ₃ [Fe(CN) ₆] ₂	14049-81-1	600.698	red needles					i H ₂ O, HCl; s NH ₄ OH
860	Cobalt(II) fluoride	CoF ₂	10026-17-2	96.930	red tetr cry	1127	≈1400	4.46	1.4 ²⁵	s acid
861	Cobalt(II) fluoride tetrahydrate	CoF ₂ · 4H ₂ O	13817-37-3	168.992	red orth cry	dec		2.22	1.4 ²⁵	
862	Cobalt(II) formate dihydrate	Co(CHO ₂) ₂ · 2H ₂ O	6424-20-0	184.998	red cry powder	140 dec		2.13	5.03 ²⁰	i EtOH
863	Cobalt(II) hexafluoro-2,4-pentanedioate	Co(CF ₃ COCHCOCF ₃) ₂	19648-83-0	473.035	powder	197				
864	Cobalt(II) hexafluorosilicate hexahydrate	CoSiF ₆ · 6H ₂ O	12021-68-0	309.100	pale red cry			2.087	76.8 ²²	
865	Cobalt(II) hydroxide	Co(OH) ₂	21041-93-0	92.948	blue-grn cry	≈160 dec		3.60		sl H ₂ O; s acid
866	Cobalt(II) hydroxide monohydrate	Co(OH) ₂ · H ₂ O	35340-84-2	110.963	blue solid	136 dec				
867	Cobalt(II) iodate	Co(IO ₃) ₂	13455-28-2	408.738	blk-viol needles	200 dec		5.09	0.46 ²⁰	
868	Cobalt(II) iodide	CoI ₂	15238-00-3	312.742	blk hex cry; hyg	520		5.60	203 ²⁵	
869	Cobalt(II) iodide dihydrate	CoI ₂ · 2H ₂ O	13455-29-3	348.773	hyg grn cry	dec 100				
870	Cobalt(II) iodide hexahydrate	CoI ₂ · 6H ₂ O	15238-00-3*	420.833	red hex prisms	130 dec		2.90	203 ²⁵	s EtOH, eth, ace
871	Cobalt(II) molybdate	CoMoO ₄	13762-14-6	218.87	blk monocl cry	1040		4.7		
872	Cobalt(II) molybdate monohydrate	CoMoO ₄ · H ₂ O	18601-87-1	236.89	blk pow					
873	Cobalt(II) nitrate	Co(NO ₃) ₂	10141-05-6	182.942	pale red powder	100 dec		2.49	103 ²⁵	
874	Cobalt(II) nitrate hexahydrate	Co(NO ₃) ₂ · 6H ₂ O	10026-22-9	291.034	red monocl cry; hyg	≈55		1.88	103 ²⁵	s EtOH
875	Cobalt(II) nitrite	Co(NO ₂) ₂	18488-96-5	150.944					0.49 ²⁵	
876	Cobalt(II) oleate	Co(C ₁₈ H ₃₅ O ₂) ₂	14666-94-5	621.840	brn amorp pow					i H ₂ O; s EtOH, eth
877	Cobalt(II) orthosilicate	Co ₂ SiO ₄	12017-08-2	209.950	red-viol orth cry	1345		4.63		i H ₂ O; s dil HCl
878	Cobalt(II) oxalate	CoC ₂ O ₄	814-89-1	146.952	pink powder	250 dec		3.02	0.0037 ²⁰	s acid, NH ₄ OH
879	Cobalt(II) oxalate dihydrate	CoC ₂ O ₄ · 2H ₂ O	5965-38-8	182.982	pink needles	dec			0.0037	sl acid; s NH ₄ OH
880	Cobalt(II) oxide	CoO	1307-96-6	74.932	gray cub cry	1830		6.44		i H ₂ O; s acid
881	Cobalt(II) 2,4-pentanedioate	Co(CH ₃ COCHCOCH ₃) ₂	14024-48-7	257.149	bl-viol cry	167				
882	Cobalt(II) perchlorate	Co(ClO ₄) ₂	13455-31-7	257.834	red needles			3.33	113 ²⁵	i EtOH, ace
883	Cobalt(II) perchlorate hexahydrate	Co(ClO ₄) ₂ · 6H ₂ O	13478-33-6	365.926	dark red cry	dec 170		3.33		vs H ₂ O
884	Cobalt(II) phosphate octahydrate	Co ₃ (PO ₄) ₂ · 8H ₂ O	10294-50-5	510.865	pink amorp powder			2.77		i H ₂ O; s acid
885	Cobalt(II) potassium sulfate hexahydrate	CoK ₂ (SO ₄) ₂ · 6H ₂ O	10026-20-7	437.347	red monocl cry	75 dec		2.22		vs H ₂ O
886	Cobalt(II) selenate pentahydrate	CoSeO ₄ · 5H ₂ O	14590-19-3	291.97	red tricl cry	dec		2.51	55 ¹⁵	
887	Cobalt(II) selenide	CoSe	1307-99-9	137.89	yel hex cry	1055		7.65		i H ₂ O, alk; s aqua regia
888	Cobalt(II) selenite dihydrate	CoSeO ₃ · 2H ₂ O	19034-13-0	221.92	blue-red powder					i H ₂ O
889	Cobalt(II) stannate	Co ₂ SnO ₄	12139-93-4	300.574	grn-blue cub cry			6.30		i H ₂ O; s alk
890	Cobalt(II) stearate	Co(C ₁₈ H ₃₅ O ₂) ₂	1002-88-6	625.872	purp solid	74		1.13		
891	Cobalt(II) sulfate	CoSO ₄	10124-43-3	154.996	red orth cry	>700		3.71	38.3 ²⁵	
892	Cobalt(II) sulfate monohydrate	CoSO ₄ · H ₂ O	13455-34-0	173.011	red monocl cry			3.08	38.3 ²⁵	
893	Cobalt(II) sulfate heptahydrate	CoSO ₄ · 7H ₂ O	10026-24-1	281.102	pink monocl cry	41 dec		2.03	38.3 ²⁵	sl EtOH, MeOH
894	Cobalt(II) sulfide	CoS	1317-42-6	90.998	blk amorp powder	1117		5.45		i H ₂ O; s acid
895	Cobalt(II) telluride	CoTe	12017-13-9	186.53	hex cry			≈8.8		
896	Cobalt(II) thiocyanate	Co(SCN) ₂	3017-60-5	175.097	yel-brn powder				103 ²⁵	s EtOH, MeOH, ace, eth
897	Cobalt(II) thiocyanate trihydrate	Co(SCN) ₂ · 3H ₂ O	97126-35-7	229.143	viol rhomb cry			5.0	103 ²⁵	s EtOH, eth, ace
898	Cobalt(II) titanate	CoTiO ₃	12017-01-5	154.798	grn rhomb cry					
899	Cobalt(II) tungstate	CoWO ₄	12640-47-0	306.77	blue monocl cry			≈7.8		i H ₂ O; s hot conc acid
900	Cobalt(II,III) oxide	Co ₃ O ₄	1308-06-1	240.798	blk cub cry	900 dec		6.11		i H ₂ O; s acid, alk
901	Cobalt(III) acetate	Co(C ₂ H ₃ O ₂) ₃	917-69-1	236.064	grn hyg cry	100 dec				s H ₂ O, EtOH
902	Cobalt(III) ammonium tetranitrodiammine	NH ₄ [Co(NH ₃) ₂ (NO ₂) ₄]	13600-89-0	295.054	red-brn orth cry			1.97		s H ₂ O
903	Cobalt(III) fluoride	CoF ₃	10026-18-3	115.928	brn hex cry	927		3.88		reac H ₂ O; s EtOH, eth, bz
904	Cobalt(III) fluoride dihydrate	Co ₂ F ₆ · 2H ₂ O	54496-71-8	267.887	red rhomb cry			2.19		s H ₂ O; i EtOH
905	Cobalt(III) hexammine chloride	Co(NH ₃) ₆ Cl ₃	10534-89-1	267.475	red monocl cry			1.71		s H ₂ O; i EtOH
906	Cobalt(III) hydroxide	Co(OH) ₃	1307-86-4	109.955	brn powder	dec		≈4		i H ₂ O; s acid
907	Cobalt(III) nitrate	Co(NO ₃) ₃	15520-84-0	244.948	grn cub cry; hyg			≈3.0		s H ₂ O; reac os
908	Cobalt(III) oxide	Co ₂ O ₃	1308-04-9	165.864	gray-blk powder	895 dec		5.18		i H ₂ O; s conc acid

No.	Name	Formula	CAS Reg No.	Mol. weight	Physical form	mp/°C	bp/°C	Density g cm ⁻³	Solubility g/100 g H ₂ O	Qualitative solubility
909	Cobalt(III) oxide monohydrate	Co ₂ O ₃ · H ₂ O	12016-80-7	183.880	brn-blk hex cry	150 dec				i H ₂ O; s acid
910	Cobalt(III) 2,4-pentanedioate	Co(CH ₃ COCHCOCH ₃) ₃	21679-46-9	356.257	dark grn cry	213				s bz, ace
911	Cobalt(III) potassium nitrite sesquihydrate	CoK ₃ (NO ₂) ₆ · 1.5H ₂ O	13782-01-9*	479.284	yel cub cry			2.6		sl H ₂ O; reac acid; i EtOH
912	Cobalt(III) sulfide	Co ₂ S ₃	1332-71-4	214.061	blk cub cry			4.8		reac acid
913	Cobalt(III) titanate	Co ₂ TiO ₄	12017-38-8	229.731	grn-blk cub cry			5.1		s conc HCl
914	Copper	Cu	7440-50-8	63.546	red metal; cub	1084.62	2562	8.96		sl dil acid
915	Copper arsenide	Cu ₃ As	12005-75-3	265.560	dark gray solid	827				
916	Copper nitride	Cu ₃ N	1308-80-1	204.645	cub cry	300 dec		5.84		
917	Copper phosphide	Cu ₃ P ₂	12019-11-3	125.494	monocl cry	≈900		4.20		
918	Copper silicide	Cu ₃ Si	12159-07-8	345.816	solid	825				
919	Copper(I) acetate	Cu ₂ H ₃ O ₂	598-54-9	122.590	col cry	dec	subl			reac H ₂ O
920	Copper(I) acetylide	Cu ₂ C ₂	1117-94-8	151.113	red amorp powder; exp					
921	Copper(I) azide	CuN ₃	14336-80-2	105.566	tetr cry; exp					
922	Copper(I) bromide	CuBr	7787-70-4	143.450	wh cub cry; hyg	483	1345	4.98	0.0012 ²⁰	i ace
923	Copper(I) chloride	CuCl	7758-89-6	98.999	wh cub cry	423	1490	4.14	0.0047 ²⁰	i EtOH, ace
924	Copper(I) cyanide	CuCN	544-92-3	89.564	wh powder or grn orth cry	474	dec	2.9		i H ₂ O, EtOH; s KCN soln
925	Copper(I) fluoride	CuF	13478-41-6	82.544	cub cry			7.1		
926	Copper(I) hydride	CuH	13517-00-5	64.554	red-brn solid	60 dec				
927	Copper(I) iodide	CuI	7681-65-4	190.450	wh cub cry	591	≈1290	5.67	0.000020 ²⁰	i dil acid
928	Copper(I) mercury iodide	Cu ₂ HgI ₄	13876-85-2	835.30	red cry powder	trans ≈60 (brn)				i H ₂ O, EtOH
929	Copper(I) oxide	Cu ₂ O	1317-39-1	143.091	red-brn cub cry	1244	1800 dec	6.0		i H ₂ O
930	Copper(I) selenide	Cu ₂ Se	20405-64-5	206.05	blue-blk tetr cry	1113		6.84		i H ₂ O; s acid
931	Copper(I) sulfide	Cu ₂ S	22205-45-4	159.157	blue-blk orth cry	1129		5.6		i H ₂ O; sl acid
932	Copper(I) sulfite hemihydrate	Cu ₂ SO ₃ · 0.5H ₂ O	13982-53-1*	216.164	wh-yel hex cry					sl H ₂ O; s acid, alk; i EtOH, eth
933	Copper(I) sulfite monohydrate	Cu ₂ SO ₃ · H ₂ O	35788-00-2	225.171	cry			3.83		sl H ₂ O; s HCl
934	Copper(I) telluride	Cu ₂ Te	12019-52-2	254.69	blue hex cry	1127		4.6		
935	Copper(I) thiocyanate	CuSCN	1111-67-7	121.629	wh-yel amorp powder	1084		2.85		i H ₂ O, dil acid, EtOH, ace; s eth
936	Copper(I,II) sulfite dihydrate	Cu ₂ SO ₃ · CuSO ₃ · 2H ₂ O	13814-81-8	386.795	red prisms or powder					i H ₂ O, EtOH; s HCl
937	Copper(II) acetate	Cu(C ₂ H ₃ O ₂) ₂	142-71-2	181.635	blue-grn hyg powder					
938	Copper(II) acetate monohydrate	Cu(C ₂ H ₃ O ₂) ₂ · H ₂ O	6046-93-1	199.650	grn monocl cry	115	240 dec	1.88		s H ₂ O, EtOH; sl eth
939	Copper(II) acetate metaarsenite	Cu(C ₂ H ₃ O ₂) ₂ · 3Cu(AsO ₂) ₂	12002-03-8	1013.795	grn cry powder					i H ₂ O; reac acid
940	Copper(II) basic acetate	Cu(C ₂ H ₃ O ₂) ₂ · CuO · 6H ₂ O	52503-64-7	369.271	blue-grn cry or powder					sl H ₂ O, EtOH; s dil acid, NH ₄ OH
941	Copper(II) acetylide	Cu ₂ C ₂	12540-13-5	87.567	brn-blk solid; exp	exp 100				
942	Copper(II) arsenate	Cu ₃ (AsO ₄) ₂	7778-41-8	468.476	blue-grn cry					i H ₂ O, EtOH; s dil acid
943	Copper(II) arsenite	CuHAsO ₃	10290-12-7	187.474	yel-grn powder					i H ₂ O, EtOH; s acid
944	Copper(II) azide	Cu(N ₃) ₂	14215-30-6	147.586	brn orth cry; exp			≈2.6		
945	Copper(II) borate	Cu(BO ₂) ₂	39290-85-2	149.166	blue-grn powder			3.859		i H ₂ O; s acid
946	Copper(II) bromide	CuBr ₂	7789-45-9	223.354	blk monocl cry; hyg	498	900	4.710	126 ²⁵	vs H ₂ O; s EtOH, ace; i bz, eth
947	Copper(II) butanoate monohydrate	Cu(C ₄ H ₇ O ₂) ₂ · H ₂ O	540-16-9	255.756	grn monocl plates					s H ₂ O, diox, bz; sl EtOH
948	Copper(II) carbonate	CuCO ₃	1184-64-1	123.555	cry					i H ₂ O
949	Copper(II) carbonate hydroxide	CuCO ₃ · Cu(OH) ₂	12069-69-1	221.116	grn monocl cry	200 dec		4.0		i H ₂ O, EtOH; s dil acid
950	Copper(II) chlorate hexahydrate	Cu(ClO ₃) ₂ · 6H ₂ O	14721-21-2	338.540	blue-grn hyg cry	65	100 dec		164 ¹⁸	vs EtOH
951	Copper(II) chloride	CuCl ₂	7447-39-4	134.452	yel-brn monocl cry; hyg	598	993	3.4	75.7 ²⁵	s EtOH, ace
952	Copper(II) chloride dihydrate	CuCl ₂ · 2H ₂ O	10125-13-0	170.483	grn-blue orth cry; hyg	100 dec		2.51	75.7 ²⁰	vs EtOH, MeOH; s ace; i eth
953	Copper(II) chloride hydroxide	Cu ₂ (OH) ₃ Cl	1332-65-6	213.567	pale grn cry					i H ₂ O; s acid
954	Copper(II) chromate	CuCrO ₄	13548-42-0	179.540	red-brn cry					i H ₂ O; s EtOH
955	Copper(II) basic chromate	CuCrO ₄ · 2Cu(OH) ₂	12433-14-6	374.661	brn pow	dec 260				i H ₂ O; s HNO ₃
956	Copper(II) chromite	CuCr ₂ O ₄	12018-10-9	231.536	gray-blk tetr cry			5.4		i H ₂ O, dil acid
957	Copper(II) citrate hemipentahydrate	Cu ₂ C ₆ H ₅ O ₇ · 2.5H ₂ O	10402-15-0	360.221	blue-grn cry	100 dec				sl H ₂ O; s dil acid
958	Copper(II) cyanide	Cu(CN) ₂	14763-77-0	115.580	grn powder					i H ₂ O; s acid, alk
959	Copper(II) cyclohexanecarboxylate	Cu(C ₁₀ H ₁₇ O ₂) ₂	2218-80-6	402.028	powder	126 dec				
960	Copper(II) dichromate dihydrate	CuCr ₂ O ₇ · 2H ₂ O	13675-47-3	315.565	red-brn tricl cry			2.286		vs H ₂ O
961	Copper(II) ethanolate	Cu(C ₂ H ₅ O) ₂	2850-65-9	153.667	blue hyg solid	120 dec				i os
962	Copper(II) ethylacetoacetate	Cu(C ₈ H ₁₃ CO ₂ CHCOCH ₃) ₂	14284-06-1	321.813	grn cry	192				s EtOH, chl

No.	Name	Formula	CAS Reg No.	Mol. weight	Physical form	mp/°C	bp/°C	Density g cm ⁻³	Solubility g/100 g H ₂ O	Qualitative solubility
963	Copper(II) 2-ethylhexanoate	Cu(C ₈ H ₁₆ O ₂) ₂	149-11-1	349.953	powder	252 dec				
964	Copper(II) ferrate	CuFe ₂ O ₄	12018-79-0	239.234	blk cry					
965	Copper(II) ferrocyanide	Cu ₂ Fe(CN) ₆	13601-13-3	339.041	red-br cub cry or powder			2.2		i H ₂ O, acid, os
966	Copper(II) ferrous sulfide	CuFeS ₂	1308-56-1	183.521	yel tetr cry	950		4.2		i H ₂ O, HCl; s HNO ₃
967	Copper(II) fluoride	CuF ₂	7789-19-7	101.543	wh monoc cry	836	1676	4.23	0.075 ²⁵	
968	Copper(II) fluoride dihydrate	CuF ₂ · 2H ₂ O	13454-88-1	137.574	blue monoc cry	130 dec		2.934	0.075 ²⁵	
969	Copper(II) formate	Cu(CHO ₂) ₂	544-19-4	153.581	blue cry				12.5 ²⁰	i os
970	Copper(II) formate tetrahydrate	Cu(CHO ₂) ₂ · 4H ₂ O	5893-61-8	225.641	blue monoc cry				12.5	sl EtOH; i os
971	Copper(II) gluconate	CuC ₁₂ H ₂₂ O ₁₄	527-09-3	453.841	bl-grn cry	156				sl EtOH; i os
972	Copper(II) hexafluoro-2,4-pentanedioate	Cu(CF ₃ COCHCOCF ₃) ₂	14781-45-4	477.648	cry	98	220 dec			s MeOH, ace, tol
973	Copper(II) hexafluorosilicate tetrahydrate	CuSiF ₆ · 4H ₂ O	12062-24-7	277.684	blue monoc cry	dec		2.56	99.7 ¹⁷	sl EtOH
974	Copper(II) hydroxide	Cu(OH) ₂	20427-59-2	97.561	blue-grn powder			3.37		i H ₂ O; s acid, conc alk
975	Copper(II) iodate	Cu(IO ₃) ₂	13454-89-2	413.351	grn monoc cry	dec		5.241	0.15 ²⁰	s dil acid
976	Copper(II) iodate monohydrate	Cu(IO ₃) ₂ · H ₂ O	13454-90-5	431.367	blue tricl cry	248 dec		4.872	0.15 ²⁰	s dil H ₂ SO ₄
977	Copper(II) molybdate	CuMoO ₄	13767-34-5	223.48	grn cry	≈500		3.4	0.038	
978	Copper(II) nitrate	Cu(NO ₃) ₂	3251-23-8	187.555	blue-grn orth cry; hyg	255	subl		145 ²⁵	s diox; reac eth
979	Copper(II) nitrate trihydrate	Cu(NO ₃) ₂ · 3H ₂ O	10031-43-3	241.602	blue rhomb cry	114	170 dec	2.32	145 ²⁵	vs EtOH
980	Copper(II) nitrate hexahydrate	Cu(NO ₃) ₂ · 6H ₂ O	13478-38-1	295.647	blue rhomb cry; hyg			2.07	145 ²⁵	s EtOH
981	Copper(II) oleate	Cu(C ₁₈ H ₃₃ O ₂) ₂	1120-44-1	626.453	blue-grn solid					i H ₂ O; sl EtOH; s eth
982	Copper(II) oxalate	CuC ₂ O ₄	814-91-5	151.565	blue-wh powder	310 dec			0.0026 ²⁰	i EtOH, eth; s NH ₄ OH
983	Copper(II) oxalate hemihydrate	CuC ₂ O ₄ · 0.5H ₂ O	814-91-5*	144.573	blue-wh cry	200 dec			0.0026 ²⁰	s NH ₄ OH
984	Copper(II) oxide	CuO	1317-38-0	79.545	blk powder or monoc cry	1227		6.31		i H ₂ O, EtOH; s dil acid
985	Copper(II) 2,4-pentanedioate	Cu(CH ₃ COCHCOCH ₃) ₂	13395-16-9	261.762	blue powder	284 dec	subl			sl H ₂ O; s chl
986	Copper(II) oxychloride hemihydrate	CuCl ₂ · 3CuO · 3.5H ₂ O	1332-40-7		blue-grn pow	dec 140				i H ₂ O; s acid, NH ₄ OH
987	Copper(II) perchlorate	Cu(ClO ₄) ₂	13770-18-8	262.447	grn hyg cry	130 dec			146 ³⁰	s eth, diox; i bz, ctc
988	Copper(II) perchlorate hexahydrate	Cu(ClO ₄) ₂ · 6H ₂ O	10294-46-9	370.539	blue monoc cry; hyg	82	120 dec	2.22	146 ³⁰	vs EtOH, HOAc, ace; sl eth
989	Copper(II) phosphate	Cu ₃ (PO ₄) ₂	7798-23-4	380.581	blue-grn tricl cry					i H ₂ O; s acid, NH ₄ OH
990	Copper(II) phosphate trihydrate	Cu ₃ (PO ₄) ₂ · 3H ₂ O	10031-48-8	434.627	blue-grn orth cry					i H ₂ O; s acid, NH ₄ OH
991	Copper(II) phthalocyanine	CuC ₃₂ H ₁₆ N ₈	147-14-8	576.069	bl-purp cry					i H ₂ O, EtOH; s conc H ₂ SO ₄
992	Copper(II) selenate pentahydrate	CuSeO ₄ · 5H ₂ O	10031-45-5	296.58	blue tricl cry	80 dec		2.56	27.4 ²⁵	s acid, NH ₄ OH; sl ace; i EtOH
993	Copper(II) selenide	CuSe	1317-41-5	142.51	blue-blk needles or plates	550 dec		5.99		reac acid
994	Copper(II) selenite dihydrate	CuSeO ₃ · 2H ₂ O	15168-20-4	226.54	blue orth cry			3.31		i H ₂ O; s acid, NH ₄ OH
995	Copper(II) silicate dihydrate	CuSiO ₃ · 2H ₂ O	26318-99-0	175.661	grn-blue orth cry					
996	Copper(II) stannate	CuSnO ₃	12019-07-7	230.254	blue pow					
997	Copper(II) stearate	Cu(C ₁₈ H ₃₅ O ₂) ₂	660-60-6	630.485	blue-grn amorp powder	≈250				i H ₂ O, EtOH, eth; s py
998	Copper(II) sulfate	CuSO ₄	7758-98-7	159.609	wh-grn amorp powder or rhomb cry	560 dec		3.60	22.0 ²⁵	i EtOH
999	Copper(II) sulfate pentahydrate	CuSO ₄ · 5H ₂ O	7758-99-8	249.685	blue tricl cry	110 dec		2.286	22.0 ²⁵	s MeOH; sl EtOH
1000	Copper(II) sulfate, basic	Cu ₂ (OH) ₂ SO ₄	1332-14-5	354.730	grn rhomb cry			3.88		i H ₂ O
1001	Copper(II) sulfide	CuS	1317-40-4	95.611	blk hex cry	trans 507		4.76		i H ₂ O, EtOH, dil acid, alk
1002	Copper(II) tartrate trihydrate	Cu ₂ C ₄ H ₆ O ₆ · 3H ₂ O	815-82-7	265.663	blue-grn powder					sl H ₂ O; s acid, alk
1003	Copper(II) telluride	CuTe	12019-23-7	191.15	yel orth cry	trans ≈400		7.09		
1004	Copper(II) tellurite	CuTeO ₃	13812-58-3	239.14	blk glassy solid					i H ₂ O
1005	Copper(II) tetrafluoroborate	Cu(BF ₄) ₂	14735-84-3	237.155	solid					s H ₂ O
1006	Copper(II) titanate	CuTiO ₃	12019-08-8	159.411	gray pow					
1007	Copper(II) 1,1,1-trifluoro-2,4-pentanedioate	Cu(CF ₃ COCHCOCH ₃) ₂	14324-82-4	369.705	blue-purp cry	197	dec 260			s EtOH, tol
1008	Copper(II) tungstate	CuWO ₄	13587-35-4	311.38	yel-brn powder			7.5		
1009	Copper(II) tungstate dihydrate	CuWO ₄ · 2H ₂ O	13587-35-4*	347.41	grn powder					i H ₂ O; sl HOAc; reac conc acid
1010	Copper(II) vanadate	Cu(VO ₃) ₂	12789-09-2	261.425	powder					

No.	Name	Formula	CAS Reg No.	Mol. weight	Physical form	mp/°C	bp/°C	Density g cm ⁻³	Solubility g/100 g H ₂ O	Qualitative solubility
1011	Curium	Cm	7440-51-9	247	silv metal; hex or cub	1345	≈3100	13.51		
1012	Dysprosium	Dy	7429-91-6	162.500	silv metal; hex	1412	2567	8.55		s dil acid
1013	Dysprosium boride	DyB ₄	12310-43-9	205.744	tetr cry	2500		6.98		
1014	Dysprosium nitride	DyN	12019-88-4	176.507	cub cry			9.93		
1015	Dysprosium silicide	DySi ₂	12133-07-2	218.671	orth cry	1550		5.2		
1016	Dysprosium(II) bromide	DyBr ₂	83229-05-4	322.308	blk solid					
1017	Dysprosium(II) chloride	DyCl ₂	13767-31-2	233.406	blk cry	721 dec				reac H ₂ O
1018	Dysprosium(II) iodide	DyI ₂	36377-94-3	416.309	purp cry	659				reac H ₂ O
1019	Dysprosium(III) acetate tetrahydrate	Dy(C ₂ H ₃ O ₂) ₃ · 4H ₂ O	15280-55-4	411.693	yel needles	dec 120				s H ₂ O; sl EtOH
1020	Dysprosium(III) bromide	DyBr ₃	14456-48-5	402.212	wh hyg cry	879				s H ₂ O
1021	Dysprosium(III) carbonate tetrahydrate	Dy ₂ (CO ₃) ₃ · 4H ₂ O	38245-35-1	577.088	wh cry pow					i H ₂ O
1022	Dysprosium(III) chloride	DyCl ₃	10025-74-8	268.859	wh or yel cry	718	1530	3.67		s H ₂ O, MeOH
1023	Dysprosium(III) chloride hexahydrate	DyCl ₃ · 6H ₂ O	15059-52-6	376.950	bright yel cry	dec 162				
1024	Dysprosium(III) fluoride	DyF ₃	13569-80-7	219.495	grn cry	1157				
1025	Dysprosium(III) hydride	DyH ₃	13537-09-2	165.524	hex cry			7.1		
1026	Dysprosium(III) hydroxide	Dy(OH) ₃	1308-85-6	213.522	yel or wh needles	205 dec				i H ₂ O
1027	Dysprosium(III) iodide	DyI ₃	15474-63-2	543.213	grn cry	978				
1028	Dysprosium(III) nitrate pentahydrate	Dy(NO ₃) ₃ · 5H ₂ O	10143-38-1*	438.591	yel cry	88.6			208.4 ²⁵	
1029	Dysprosium(III) oxide	Dy ₂ O ₃	1308-87-8	372.998	wh cub cry	2228	3900	7.81		s acid
1030	Dysprosium(III) sulfate octahydrate	Dy ₂ (SO ₄) ₃ · 8H ₂ O	10031-50-2	757.310	pale yel cry	110				sl H ₂ O
1031	Dysprosium(III) sulfide	Dy ₂ S ₃	12133-10-7	421.195	red-brn monocl cry			6.08		
1032	Dysprosium(III) telluride	Dy ₂ Te ₃	12159-43-2	707.80	solid	≈1550				
1033	Einsteinium	Es	7429-92-7	252	metal; cub	860				
1034	Erbium	Er	7440-52-0	167.259	silv metal; hex	1529	2868	9.07		i H ₂ O; s acid
1035	Erbium boride	ErB ₄	12310-44-0	210.503	tetr cry	2450		7.0		
1036	Erbium acetate tetrahydrate	Er(C ₂ H ₃ O ₂) ₃ · 4H ₂ O	15280-57-6	416.452	pink or wh cry			2.11		s H ₂ O
1037	Erbium bromide	ErBr ₃	13536-73-7	406.971	viol hyg cry	950	≈1460			s H ₂ O, thf
1038	Erbium bromide hexahydrate	ErBr ₃ · 6H ₂ O	14890-44-9	515.062	pink cry					s H ₂ O
1039	Erbium chloride	ErCl ₃	10138-41-7	273.618	viol monocl cry; hyg	776		4.1		s H ₂ O
1040	Erbium chloride hexahydrate	ErCl ₃ · 6H ₂ O	10025-75-9	381.709	pink hyg cry	dec				s H ₂ O; sl EtOH
1041	Erbium fluoride	ErF ₃	13760-83-3	224.254	pink orth cry	1146		7.8		i H ₂ O
1042	Erbium hydride	ErH ₃	13550-53-3	170.283	hex cry			≈7.6		
1043	Erbium hydroxide	Er(OH) ₃	14646-16-3	218.281	pink solid					i H ₂ O
1044	Erbium iodide	ErI ₃	13813-42-8	547.972	viol hex cry; hyg	1014		≈5.5		s H ₂ O
1045	Erbium nitrate pentahydrate	Er(NO ₃) ₃ · 5H ₂ O	10168-80-6*	443.350	red cry	130 dec			240.8 ²⁵	s EtOH, ace
1046	Erbium nitride	ErN	12020-21-2	181.266	cub cry			10.6		
1047	Erbium oxide	Er ₂ O ₃	12061-16-4	382.516	pink powder	2344	3920	8.64		i H ₂ O; s acid
1048	Erbium silicide	ErSi ₂	12020-28-9	223.430	orth cry			7.26		
1049	Erbium sulfate	Er ₂ (SO ₄) ₃	13478-49-4	622.706	hyg powder	dec		3.68	13 ²⁰	
1050	Erbium sulfate octahydrate	Er ₂ (SO ₄) ₃ · 8H ₂ O	10031-52-4	766.828	pink monocl cry	dec		3.20	13 ²⁰	
1051	Erbium sulfide	Er ₂ S ₃	12159-66-9	430.713	red-brn monocl cry	1730		6.07		
1052	Erbium telluride	Er ₂ Te ₃	12020-39-2	717.32	orth cry	1213		7.11		
1053	Europium	Eu	7440-53-1	151.964	soft silv metal; cub	822	1529	5.24		reac H ₂ O
1054	Europium boride	EuB ₃	12008-05-8	216.830	cub cry	≈2600		4.91		
1055	Europium nitride	EuN	12020-58-5	165.971	cub cry			8.7		
1056	Europium silicide	EuSi ₂	12434-24-1	208.135	tetr cry	1500		5.46		
1057	Europium(II) bromide	EuBr ₂	13780-48-8	311.772	wh cry	683				s H ₂ O
1058	Europium(II) chloride	EuCl ₂	13769-20-5	222.870	wh orth cry	731		4.9		s H ₂ O
1059	Europium(II) fluoride	EuF ₂	14077-39-5	189.961	grn-yel cub cry	≈1380		6.5		
1060	Europium(II) iodide	EuI ₂	22015-35-6	405.773	grn cry	580				s H ₂ O
1061	Europium(II) selenide	EuSe	12020-66-5	230.92	brn cub cry			6.45		
1062	Europium(II) sulfate	EuSO ₄	10031-54-6	248.027	col orth cry			4.99		i H ₂ O
1063	Europium(II) sulfide	EuS	12020-65-4	184.029	cub cry			5.7		
1064	Europium(II) telluride	EuTe	12020-69-8	279.56	blk cub cry	1526		6.48		
1065	Europium(III) bromide	EuBr ₃	13759-88-1	391.676	gray cry	dec				s H ₂ O
1066	Europium(III) chloride	EuCl ₃	10025-76-0	258.323	grn-yel needles	623		4.89		
1067	Europium(III) chloride hexahydrate	EuCl ₃ · 6H ₂ O	13759-92-7	366.414	wh-yel hyg cry	850		4.89		s H ₂ O
1068	Europium(III) fluoride	EuF ₃	13765-25-8	208.959	wh hyg cry	1276				i H ₂ O
1069	Europium(III) iodide	EuI ₃	13759-90-5	532.677	col cry; unstab	≈875				
1070	Europium(III) nitrate hexahydrate	Eu(NO ₃) ₃ · 6H ₂ O	10031-53-5	446.070	wh-pink hyg cry	85 dec			193 ²⁵	
1071	Europium(III) oxalate	Eu ₂ (C ₂ O ₄) ₃	3269-12-3	567.985	wh solid					i H ₂ O; s acid

No.	Name	Formula	CAS Reg No.	Mol. weight	Physical form	mp/°C	bp/°C	Density g cm ⁻³	Solubility g/100 g H ₂ O	Qualitative solubility
1072	Europium(III) oxide	Eu ₂ O ₃	1308-96-9	351.926	pink powder	2291	3790	7.42		i H ₂ O; s acid
1073	Europium(III) perchlorate hexahydrate	Eu(ClO ₄) ₃ · 6H ₂ O	36907-40-1	558.407	wh or pink cry					s H ₂ O, EtOH
1074	Europium(III) sulfate	Eu ₂ (SO ₄) ₃	13537-15-0	592.116	pale pink cry			4.99	2.1 ²⁰	
1075	Europium(III) sulfate octahydrate	Eu ₂ (SO ₄) ₃ · 8H ₂ O	10031-52-4	736.238	pink cry	375 dec			2.1 ²⁰	
1076	Fermium	Fm	7440-72-4	257	metal	1527				
1077	Fluorine	F ₂	7782-41-4	37.997	pale yel gas	-219.67 tp	-188.12	1.553 g/L		reac H ₂ O
1078	Fluorine monoxide	F ₂ O	7783-41-7	53.996	col gas	-223.8	-144.3	2.207 g/L		sl H ₂ O
1079	Difluorine dioxide	F ₂ O ₂	7783-44-0	69.996	red-oran solid, unstab gas	-163.5	-57 (extrap)	2.861 g/L		
1080	Fluorine tetroxide	F ₂ O ₄	107782-11-6	101.995	red-brn solid	-191	dec -185			
1081	Fluorine nitrate	FNO ₃	7789-26-6	81.003	col gas	-175	-46	3.311 g/L		reac H ₂ O, EtOH, eth; s ace
1082	Fluorine perchlorate	FOClO ₃	10049-03-3	118.449	col gas; exp	-167.3	-16	4.841 g/L		reac H ₂ O
1083	Francium	Fr	7440-73-5	223.000	short-lived alkali metal	27				
1084	Gadolinium	Gd	7440-54-2	157.25	silv metal; hex	1313	3273	7.90		s dil acid
1085	Gadolinium boride	GdB ₆	12008-06-9	222.12	blk-brn cub cry	2510		5.31		
1086	Gadolinium nitride	GdN	25764-15-2	171.26	cub cry			9.10		
1087	Gadolinium silicide	GdSi ₂	12134-75-7	213.42	orth cry	1540		5.9		
1088	Gadolinium(II) iodide	GdI ₂	13814-72-7	411.06	bronze cry	831				
1089	Gadolinium(II) selenide	GdSe	12024-81-6	236.21	cub cry	2170		8.1		
1090	Gadolinium(III) acetate tetrahydrate	Gd(C ₂ H ₃ O ₂) ₂ · 4H ₂ O	15280-53-2	406.44	wh tricr cry	dec		1.61		s H ₂ O
1091	Gadolinium(III) bromide	GdBr ₃	13818-75-2	396.96	wh monocry; hyg	770		4.56		
1092	Gadolinium(III) chloride	GdCl ₃	10138-52-0	263.61	wh monocry; hyg	602		4.52		s H ₂ O
1093	Gadolinium(III) chloride hexahydrate	GdCl ₃ · 6H ₂ O	19423-81-5	371.70	col hyg cry			2.424		s H ₂ O
1094	Gadolinium(III) fluoride	GdF ₃	13765-26-9	214.25	wh cry	1232				
1095	Gadolinium(III) iodide	GdI ₃	13572-98-0	537.96	yel cry	930				
1096	Gadolinium(III) nitrate pentahydrate	Gd(NO ₃) ₃ · 5H ₂ O	52788-53-1	433.34	wh cry	92 dec		2.41	190 ²⁵	
1097	Gadolinium(III) nitrate hexahydrate	Gd(NO ₃) ₃ · 6H ₂ O	19598-90-4	451.36	hyg tricr cry	91 dec		2.33	190 ²⁵	s EtOH
1098	Gadolinium(III) oxalate decahydrate	Gd ₂ (C ₂ O ₄) ₃ · 10H ₂ O	22992-15-0	758.71	wh monocry pow	dec 110				i H ₂ O; sl acid
1099	Gadolinium(III) oxide	Gd ₂ O ₃	12064-62-9	362.50	wh hyg powder	2339	3900	7.07		i H ₂ O; s acid
1100	Gadolinium(III) sulfate	Gd ₂ (SO ₄) ₃	13628-54-1	602.69	col cry	500 dec		4.1	2.60 ²⁰	sl H ₂ O
1101	Gadolinium(III) sulfate octahydrate	Gd ₂ (SO ₄) ₃ · 8H ₂ O	13450-87-8	746.81	col monocry	400 dec		4.14	2.3 ²⁰	sl H ₂ O
1102	Gadolinium(III) sulfide	Gd ₂ S ₃	12134-77-9	410.70	yel cub cry			6.1		
1103	Gadolinium(III) telluride	Gd ₂ Te ₃	12160-99-5	697.30	orth cry	1255		7.7		
1104	Gallium	Ga	7440-55-3	69.723	silv liq or gray orth cry	29.7666 tp	2204	5.91		reac alk
1105	Gallium antimonide	GaSb	12064-03-8	191.483	brn cub cry	712		5.6137		
1106	Gallium arsenide	GaAs	1303-00-0	144.645	gray cub cry	1238		5.3176		
1107	Gallium nitride	GaN	25617-97-4	83.730	gray hex cry	>2500		6.1		
1108	Gallium phosphide	GaP	12063-98-8	100.697	yel cub cry	1457		4.138		
1109	Gallium suboxide	Ga ₂ O	12024-20-3	155.445	brn powder	>660	>800 dec	4.77		
1110	Gallium(II) chloride	GaCl ₂	24597-12-4	140.629	wh orth cry	172.4	535	2.74		
1111	Gallium(II) selenide	GaSe	12024-11-2	148.68	hex cry	960		5.03		
1112	Gallium(II) sulfide	GaS	12024-10-1	101.788	hex cry	965		3.86		
1113	Gallium(II) telluride	GaTe	12024-14-5	197.32	monocry	824		5.44		
1114	Gallium(III) bromide	GaBr ₃	13450-88-9	309.435	wh orth cry	123	279	3.69		
1115	Gallium(III) chloride	GaCl ₃	13450-90-3	176.082	col needles or gl solid	77.9	201	2.47		
1116	Gallium(III) fluoride	GaF ₃	7783-51-9	126.718	wh powder or col needles	>1000		4.47		i H ₂ O
1117	Gallium(III) fluoride trihydrate	GaF ₃ · 3H ₂ O	22886-66-4	180.764	wh cry	>140 dec				sl H ₂ O
1118	Gallium(III) hydride	GaH ₃	13572-93-5	72.747	visc liq	-15	≈0 dec			
1119	Gallium(III) hydroxide	Ga(OH) ₃	12023-99-3	120.745	unstab prec					
1120	Gallium(III) iodide	GaI ₃	13450-91-4	450.436	monocry	212	340	4.5		
1121	Gallium(III) nitrate	Ga(NO ₃) ₃	13494-90-1	255.738	wh cry powder					s H ₂ O, EtOH, eth
1122	Gallium(III) oxide	Ga ₂ O ₃	12024-21-4	187.444	wh cry	1807		≈6.0		s hot acid
1123	Gallium(III) oxide hydroxide	GaOOH	20665-52-5	102.730	orth cry			5.23		
1124	Gallium(III) 2,4-pentanedioate	Ga(CH ₃ COCHCOCH ₃) ₃	14405-43-7	367.047	wh powder	193	subl	1.42		
1125	Gallium(III) perchlorate hexahydrate	Ga(ClO ₄) ₃ · 6H ₂ O	17835-81-3	476.166	cry	dec 175				
1126	Gallium(III) selenide	Ga ₂ Se ₃	12024-24-7	376.33	cub cry	937		4.92		
1127	Gallium(III) sulfate	Ga ₂ (SO ₄) ₃	13494-91-2	427.634	hex cry					
1128	Gallium(III) sulfate octadecahydrate	Ga ₂ (SO ₄) ₃ · 18H ₂ O	13780-42-2	751.909	octahed cry					s H ₂ O, EtOH
1129	Gallium(III) sulfide	Ga ₂ S ₃	12024-22-5	235.641	monocry	1090		3.7		

No.	Name	Formula	CAS Reg No.	Mol. weight	Physical form	mp/°C	bp/°C	Density g cm ⁻³	Solubility g/100 g H ₂ O	Qualitative solubility
1130	Gallium(III) telluride	Ga ₂ Te ₃	12024-27-0	522.25	cub cry	790		5.57		
1131	Germanium	Ge	7440-56-4	72.64	gray-wh cub cry	938.25	2833	5.3234		i H ₂ O, dil acid, alk
1132	Germane	GeH ₄	7782-65-2	76.67	col gas; flam	-165	-88.1	3.133 g/L		i H ₂ O
1133	Digermane	Ge ₂ H ₆	13818-89-8	151.33	col liq; flam	-109	29	1.98 ¹⁰⁹		
1134	Trigermane	Ge ₃ H ₈	14691-44-2	225.98	col liq	-105.6	110.5	2.20 ¹⁰⁵		i H ₂ O
1135	Tetragermane	Ge ₄ H ₁₀	14691-47-5	300.64	col liq		176.9			i H ₂ O
1136	Pentagermane	Ge ₅ H ₁₂	15587-39-0	375.30	col liq		234			i H ₂ O
1137	Bromogermane	GeH ₃ Br	13569-43-2	155.57	col liq	-32	52	2.34		reac H ₂ O
1138	Chlorogermane	GeH ₃ Cl	13637-65-5	111.12	col liq	-52	28	1.75		reac H ₂ O
1139	Chlorotrifluorogermane	GeF ₃ Cl	14188-40-0	165.09	gas	-66.2	-20.3	6.747 g/L		
1140	Dibromogermane	GeH ₂ Br ₂	13769-36-3	234.46	col liq	-15	89	2.80		reac H ₂ O
1141	Dichlorogermane	GeH ₂ Cl ₂	15230-48-5	145.56	col liq	-68	69.5	1.90		reac H ₂ O
1142	Dichlorodifluorogermane	GeF ₂ Cl ₂	24422-21-7	181.54	col gas	-51.8	-2.8	7.419 g/L		
1143	Dichlorodimethylgermane	Ge(CH ₃) ₂ Cl ₂	1529-48-2	173.62	liq	-22	124	1.49		
1144	Fluorogermane	GeH ₃ F	13537-30-9	94.66	col gas			3.868 g/L		reac H ₂ O
1145	Iodogermane	GeH ₃ I	13573-02-9	202.57	liq	-15	≈90			reac H ₂ O
1146	Methylgermane	GeH ₃ CH ₃	1449-65-6	90.70	col gas	-158	-23	3.706 g/L		
1147	Tribromogermane	GeHBr ₃	14779-70-5	313.36	col liq	-25	dec			reac H ₂ O
1148	Trichlorogermane	GeHCl ₃	1184-65-2	180.01	liq	-71	75.3	1.93		reac H ₂ O
1149	Trichlorofluorogermane	GeCl ₂ F	24422-20-6	198.00	liq	-49.8	37.5			
1150	Germanium(II) bromide	GeBr ₂	24415-00-7	232.45	yel monocl cry	122	150 dec			reac H ₂ O
1151	Germanium(II) chloride	GeCl ₂	10060-11-4	143.55	wh-yel hyg powder	dec				reac H ₂ O; s eth, bz
1152	Germanium(II) fluoride	GeF ₂	13940-63-1	110.64	wh orth cry; hyg	110	130 dec	3.64		reac H ₂ O
1153	Germanium(II) iodide	GeI ₂	13573-08-5	326.45	oran-yel hex cry	428	550 dec	5.4		reac H ₂ O
1154	Germanium(II) oxide	GeO	20619-16-3	88.64	blk solid	700 dec				
1155	Germanium(II) selenide	GeSe	12065-10-0	151.60	gray orth cry or brn powder	675		5.6		
1156	Germanium(II) sulfide	GeS	12025-32-0	104.71	gray orth cry	658		4.1		
1157	Germanium(II) telluride	GeTe	12025-39-7	200.24	cub cry	724		6.16		i H ₂ O; s conc HNO ₃
1158	Germanium(IV) bromide	GeBr ₄	13450-92-5	392.26	wh cry	26.1	186.35	3.132		reac H ₂ O
1159	Germanium(IV) chloride	GeCl ₄	10038-98-9	214.45	col liq	-51.50	86.55	1.88		reac H ₂ O; s bz, eth, EtOH, ctc
1160	Germanium(IV) fluoride	GeF ₄	7783-58-6	148.63	col gas	-15 tp	-36.5 sp	6.074 g/L		reac H ₂ O
1161	Germanium(IV) iodide	GeI ₄	13450-95-8	580.26	red-oran cub cry	146	348	4.322		reac H ₂ O
1162	Germanium(IV) nitride	Ge ₃ N ₄	12065-36-0	273.95	orth cry	900 dec				i H ₂ O, acid, aqua regia
1163	Germanium(IV) oxide	GeO ₂	1310-53-8	104.64	wh hex cry	1116		4.25		i H ₂ O
1164	Germanium(IV) selenide	GeSe ₂	12065-11-1	230.56	yel-oran orth cry	707 dec		4.56		
1165	Germanium(IV) sulfide	GeS ₂	12025-34-2	136.77	blk orth cry	530		3.01		
1166	Gold	Au	7440-57-5	196.967	soft yel metal	1064.18	2856	19.3		s aqua regia
1167	Bromoauric(III) acid pentahydrate	HAuBr ₄ · 5H ₂ O	17083-68-0	607.667	red-brn hyg cry	27				s H ₂ O, EtOH
1168	Chloroauric(III) acid tetrahydrate	HAuCl ₄ · 4H ₂ O	16903-35-8	411.848	yel monocl cry; hyg			≈3.9		vs H ₂ O, EtOH; s eth
1169	Gold(I) bromide	AuBr	10294-27-6	276.871	yel-gray tetr cry	165 dec		8.20		i H ₂ O
1170	Gold(I) chloride	AuCl	10294-29-8	232.420	yel orth cry	289 dec		7.6	0.000031 ²⁰	
1171	Gold(I) cyanide	AuCN	506-65-0	222.985	yel hex cry	dec		7.2		i H ₂ O, EtOH, eth, dil acid
1172	Gold(I) iodide	AuI	10294-31-2	323.871	yel-grn powder; tetr	120 dec		8.25		i H ₂ O; s CN soln
1173	Gold(I) sulfide	Au ₂ S	1303-60-2	425.998	brn-blk cub cry; unstab	240 dec		≈11		i H ₂ O, acid; s aqua regia
1174	Gold(III) bromide	AuBr ₃	10294-28-7	436.679	red-br monocl cry	≈160 dec				s H ₂ O, EtOH
1175	Gold(III) chloride	AuCl ₃	13453-07-1	303.326	red monocl cry	>160 dec		4.7	68 ²⁰	
1176	Gold(III) cyanide trihydrate	Au(CN) ₃ · 3H ₂ O	535-37-5*	329.065	wh hyg cry	50 dec				vs H ₂ O; sl EtOH
1177	Gold(III) fluoride	AuF ₃	14720-21-9	253.962	oran-yel hex cry	>300	subl	6.75		
1178	Gold(III) hydroxide	Au(OH) ₃	1303-52-2	247.989	brn powder	≈100 dec				i H ₂ O; s acid
1179	Gold(III) iodide	AuI ₃	31032-13-0	577.680	unstab grn powder	20 dec				
1180	Gold(III) oxide	Au ₂ O ₃	1303-58-8	441.931	brn powder	≈150 dec				i H ₂ O; s acid
1181	Gold(III) selenate	Au ₂ (SeO ₄) ₃	10294-32-3	822.81	yel cry					i H ₂ O; s acid
1182	Gold(III) selenide	Au ₂ Se ₃	1303-62-4	630.81	blk amorp solid	dec		4.65		s aqua regia
1183	Gold(III) sulfide	Au ₂ S ₃	1303-61-3	490.128	unstab blk powder	200 dec				
1184	Hafnium	Hf	7440-58-6	178.49	gray metal; hex	2233	4603	13.3		s HF
1185	Hafnium boride	HfB ₂	12007-23-7	200.11	gray hex cry	3100		10.5		
1186	Hafnium carbide	HfC	12069-85-1	190.50	refrac cub cry	≈3000		12.2		
1187	Hafnium hydride	HfH ₂	12770-26-2	180.51	refrac tetr cry			11.4		
1188	Hafnium nitride	HfN	25817-87-2	192.50	yel-brn cub cry	3310		13.8		
1189	Hafnium phosphide	HfP	12325-59-6	209.46	hex cry			9.78		

No.	Name	Formula	CAS Reg No.	Mol. weight	Physical form	mp/°C	bp/°C	Density g cm ⁻³	Solubility g/100 g H ₂ O	Qualitative solubility
1190	Hafnium silicide	HfSi ₂	12401-56-8	234.66	gray orth cry	≈1700		7.6		
1191	Hafnocene dichloride	Hf(C ₅ H ₅) ₂ Cl ₂	12116-66-4	379.58	col hyg cry	235				s bz, chl; sl thf, eth; i hex
1192	Hafnium(II) bromide	HfBr ₂	13782-95-1	338.30	blue-blk cry	dec 400				
1193	Hafnium(II) chloride	HfCl ₂	13782-92-8	249.40	blk solid	dec 400				
1194	Hafnium(III) bromide	HfBr ₃	13782-96-2	418.20	blue-blk cry	dec 350				
1195	Hafnium(III) chloride	HfCl ₃	13782-93-9	284.85	blk solid	dec				
1196	Hafnium(III) iodide	HfI ₃	13779-73-2	559.20	blk cry	dec				
1197	Hafnium(IV) bromide	HfBr ₄	13777-22-5	498.11	wh cub cry	424 tp	323 sp	4.90		reac H ₂ O
1198	Hafnium(IV) chloride	HfCl ₄	13499-05-3	320.30	wh monocl cry	432 tp	317 sp			reac H ₂ O
1199	Hafnium(IV) fluoride	HfF ₄	13709-52-9	254.48	wh monocl cry	1025	970 sp	7.1		reac H ₂ O
1200	Hafnium(IV) iodide	HfI ₄	13777-23-6	686.11	yel-oran cub cry	449 tp	394 sp	5.6		reac H ₂ O
1201	Hafnium(IV) oxide	HfO ₂	12055-23-1	210.49	wh cub cry	2800	≈5400	9.68		i H ₂ O
1202	Hafnium(IV) oxychloride octahydrate	HfOCl ₂ · 8H ₂ O	14456-34-9	409.52	wh tetr cry	dec				s H ₂ O
1203	Hafnium(IV) selenide	HfSe ₂	12162-21-9	336.41	brn hex cry			7.46		
1204	Hafnium(IV) silicate	HfSiO ₄	13870-13-8	270.57	tetr cry	2758		7.0		
1205	Hafnium(IV) sulfate	Hf(SO ₄) ₂	15823-43-5	370.62	wh cry	>500 dec				
1206	Hafnium(IV) sulfide	HfS ₂	18855-94-2	242.62	purp-brn hex cry			6.03		
1207	Hafnium(IV) titanate	HfTiO ₄	12055-24-2	290.36	wh pow	1980 dec				
1208	Helium	He	7440-59-7	4.003	col gas		-268.93	0.164 g/L		sl H ₂ O; i EtOH
1209	Holmium	Ho	7440-60-0	164.930	silv metal; hex	1472	2700	8.80		s dil acid
1210	Holmium acetate	Ho(C ₂ H ₃ O ₂) ₃	25519-09-9	342.062	yel cry	dec 327				s H ₂ O
1211	Holmium bromide	HoBr ₃	13825-76-8	404.642	yel hyg cry	919	1470			
1212	Holmium chloride	HoCl ₃	10138-62-2	271.289	yel monocl cry; hyg	720	1500	3.7		s H ₂ O
1213	Holmium chloride hexahydrate	HoCl ₃ · 6H ₂ O	14914-84-2	379.381	hyg yel cry	160 dec				s H ₂ O
1214	Holmium fluoride	HoF ₃	13760-78-6	221.925	pink-yel orth cry; hyg	1143	>2200	7.664		s H ₂ O
1215	Holmium iodide	HoI ₃	13813-41-7	545.643	yel hex cry	994		5.4		
1216	Holmium nitrate pentahydrate	Ho(NO ₃) ₃ · 5H ₂ O	14483-18-2	441.022	hyg oran cry					s H ₂ O, EtOH, ace
1217	Holmium nitride	HoN	12029-81-1	178.937	cub cry			10.6		
1218	Holmium oxalate decahydrate	Ho ₂ (C ₂ O ₄) ₂ · 10H ₂ O	28965-57-3	774.070	yel solid	dec 40				
1219	Holmium oxide	Ho ₂ O ₃	12055-62-8	377.859	yel cub cry	2330	3900	8.41		s acid
1220	Holmium silicide	HoSi ₂	12136-24-2	221.101	hex cry			7.1		
1221	Holmium sulfide	Ho ₂ S ₃	12162-59-3	426.056	yel-oran monocl cry			5.92		
1222	Hydrazine	N ₂ H ₄	302-01-2	32.045	col oily liq	1.54	113.55	1.0036		vs H ₂ O, EtOH, MeOH
1223	Hydrazine acetate	N ₂ H ₄ · CH ₃ COOH	13255-48-6	92.097	cry	100				
1224	Hydrazine azide	N ₂ H ₄ · HN ₃	14662-04-5	75.074	hyg wh prism	75 exp				vs H ₂ O
1225	Hydrazine monohydrate	N ₂ H ₄ · H ₂ O	7803-57-8	50.060	fuming liq	-51.7	119	1.030		vs H ₂ O, EtOH; i chl, eth
1226	Hydrazine hydrobromide	N ₂ H ₄ · HBr	13775-80-9	112.957	wh monocl cry flakes	84	≈190 dec	2.3		s H ₂ O, EtOH
1227	Hydrazine hydrochloride	N ₂ H ₄ · HCl	2644-70-4	68.506	wh orth cry	89	240 dec	1.5		s H ₂ O; i os
1228	Hydrazine dihydrochloride	N ₂ H ₄ · 2HCl	5341-61-7	104.967	wh orth cry	198 dec		1.42		s H ₂ O; sl EtOH
1229	Hydrazine hydroiodide	N ₂ H ₄ · HI	10039-55-1	159.957	hyg cry	125				s H ₂ O
1230	Hydrazine nitrate	N ₂ H ₄ · HNO ₃	13464-97-6	95.058	monocl cry; exp	70				vs H ₂ O
1231	Hydrazine dinitrate	N ₂ H ₄ · 2HNO ₃	13464-98-7	158.071	needles	104 dec			20 ³⁵	s H ₂ O
1232	Hydrazine perchlorate hemihydrate	N ₂ H ₄ · HClO ₄ · 0.5H ₂ O	13762-65-7		solid	137	exp	1.94		reac H ₂ O, s EtOH; i eth, bz
1233	Hydrazine sulfate	N ₂ H ₄ · H ₂ SO ₄	10034-93-2	130.124	col orth cry	254		1.378		sl H ₂ O; i EtOH
1234	Dihydrazine sulfate	(N ₂ H ₄) ₂ · H ₂ SO ₄	13464-80-7	162.169	hyg wh cry flakes	104	dec >180		200 ²⁵	vs H ₂ O; i os
1235	Hydrazoic acid	HN ₃	7782-79-8	43.028	col liq; exp	-80	35.7			s H ₂ O
1236	Hydroxylamine	H ₂ NOH	7803-49-8	33.030	wh orth flakes or needles	33.1	58	1.21		vs H ₂ O, MeOH
1237	Hydroxylamine hydrobromide	H ₂ NOH · HBr	41591-55-3	113.942	monocl cry			2.35		s H ₂ O
1238	Hydroxylamine hydrochloride	H ₂ NOH · HCl	5470-11-1	69.491	col monocl cry	159 dec	exp	1.68	94 ²⁵	vs H ₂ O
1239	Hydroxylamine perchlorate	H ₂ NOH · HClO ₄		133.489	orth cry	88	dec 120			
1240	Hydroxylamine sulfate	2(H ₂ NOH) · H ₂ SO ₄	10039-54-0	164.138	cry	170				vs H ₂ O
1241	Hydrogen	H ₂	1333-74-0	2.016	col gas; flam	-259.198 tp	-252.762	0.082 g/L		sl H ₂ O
1242	Hydrogen- <i>d</i> ₂	D ₂	7782-39-0	4.028	col gas	-254.42	-249.48	0.164 g/L		
1243	Hydrogen- <i>t</i> ₂	T ₂	10028-17-8	6.032	col gas	-252.53	-248.11	0.246 g/L		
1244	Hydrogen- <i>d</i> ₁	HD	13983-20-5	3.022	col gas	-256.55	-251.02	0.123 g/L		
1245	Hydrogen- <i>t</i> ₁	HT	14885-60-0	4.024	col gas	-254.7	-249.6			
1246	Hydrogen- <i>d</i> ₁ , <i>t</i> ₁	DT	14885-61-1	5.030	col gas	-253.5	-238.9			
1247	Hydrogen bromide	HBr	10035-10-6	80.912	col gas	-86.80	-66.38	3.307 g/L		vs H ₂ O; s EtOH
1248	Hydrogen bromide- <i>d</i>	DBr	13536-59-9	81.918	col gas	-87.54	-66.9			s H ₂ O

No.	Name	Formula	CAS Reg No.	Mol. weight	Physical form	mp/°C	bp/°C	Density g cm ⁻³	Solubility g/100 g H ₂ O	Qualitative solubility
1249	Hydrogen chloride	HCl	7647-01-0	36.461	col gas	-114.17	-85	1.490 g/L		vs H ₂ O
1250	Hydrogen chloride dihydrate	HCl · 2H ₂ O	13465-05-9	72.492	col liq	-17.7		1.46		
1251	Hydrogen chloride- <i>d</i>	DCl	7698-05-7	37.467	col gas	-114.72	-84.4			s H ₂ O
1252	Hydrogen cyanide	HCN	74-90-8	27.026	col liq or gas	-13.29	26	0.6876 ²⁰		vs H ₂ O, EtOH; sl eth
1253	Hydrogen fluoride	HF	7664-39-3	20.006	col gas	-83.36	20	0.818 g/L		vs H ₂ O, EtOH; sl eth
1254	Hydrogen iodide	HI	10034-85-2	127.912	col or yel gas	-50.76	-35.55	5.228 g/L		vs H ₂ O; s os
1255	Hydrogen iodide- <i>d</i>	DI	14104-45-1	128.918	col gas	-51.93	-36.2			s H ₂ O
1256	Hydrogen peroxide	H ₂ O ₂	7722-84-1	34.015	col liq	-0.43	150.2	1.44		vs H ₂ O
1257	Hydrogen selenide	H ₂ Se	7783-07-5	80.98	col gas; flam	-65.73	-41.25	3.310 g/L		s H ₂ O
1258	Hydrogen sulfide	H ₂ S	7783-06-4	34.081	col gas; flam	-85.5	-59.55	1.393 g/L		s H ₂ O
1259	Hydrogen disulfide	H ₂ S ₂	13465-07-1	66.146	col liq		70.7	1.334		
1260	Hydrogen telluride	H ₂ Te	7783-09-7	129.62	col gas	-49	-2	5.298 g/L		s H ₂ O, EtOH, alk
1261	Indium	In	7440-74-6	114.818	soft wh metal	156.60	2072	7.31		s acid
1262	Indium antimonide	InSb	1312-41-0	236.578	blk cub cry	524		5.7747		
1263	Indium arsenide	InAs	1303-11-3	189.740	gray cub cry	942		5.67		i acid
1264	Indium nitride	InN	25617-98-5	128.825	brn hex cry	1100		6.88		
1265	Indium phosphide	InP	22398-80-7	145.792	blk cub cry	1062		4.81		sl acid
1266	Indium(I) bromide	InBr	14280-53-6	194.722	oran-red orth cry	285	656	4.96		reac H ₂ O
1267	Indium(I) chloride	InCl	13465-10-6	150.271	yel cub cry	225	608	4.19		reac H ₂ O
1268	Indium(I) iodide	InI	13966-94-4	241.722	orth cry	364.4	712	5.32		
1269	Indium(II) bromide	InBr ₂	21264-43-7	274.626	orth cry			4.22		reac H ₂ O
1270	Indium(II) chloride	InCl ₂	13465-11-7	185.724	col orth cry	235		3.64		reac H ₂ O
1271	Indium(II) sulfide	InS	12030-14-7	146.883	red-brn orth cry	692		5.2		
1272	Indium(III) bromide	InBr ₃	13465-09-3	354.530	hyg yel-wh monocl cry	420		4.74	414 ²⁰	
1273	Indium(III) chloride	InCl ₃	10025-82-8	221.177	yel monocl cry; hyg	583		4.0	195.1 ²²	s EtOH
1274	Indium(III) chloride tetrahydrate	InCl ₃ · 4H ₂ O	22519-64-8	293.239	wh cry					s H ₂ O
1275	Indium(III) fluoride	InF ₃	7783-52-0	171.813	wh hex cry; hyg	1172	>1200	4.39		sl H ₂ O; s dil acid
1276	Indium(III) fluoride trihydrate	InF ₃ · 3H ₂ O	14166-78-0	225.859	wh cry	100 dec				s H ₂ O
1277	Indium(III) hydroxide	In(OH) ₃	20661-21-6	165.840	cub cry			4.4		
1278	Indium(III) iodide	InI ₃	13510-35-5	495.531	yel-red monocl cry; hyg	207		4.69	1308 ²²	
1279	Indium(III) nitrate trihydrate	In(NO ₃) ₃ · 3H ₂ O	13770-61-1	354.879	col cry	dec 100				
1280	Indium(III) oxide	In ₂ O ₃	1312-43-2	277.634	yel cub cry	1912		7.18		i H ₂ O; s hot acid
1281	Indium(III) perchlorate octahydrate	In(ClO ₄) ₃ · 8H ₂ O	13465-15-1	557.292	wh cry	≈80	200 dec			
1282	Indium(III) phosphate	InPO ₄	14693-82-4	209.789	wh orth cry			4.9		i H ₂ O
1283	Indium(III) selenide	In ₂ Se ₃	1312-42-1	466.52	blk hex cry	660		5.8		
1284	Indium(III) sulfate	In ₂ (SO ₄) ₃	13464-82-9	517.824	hyg wh powder			3.44	117 ²⁰	
1285	Indium(III) sulfide	In ₂ S ₃	12030-24-9	325.831	oran cub cry	1050		4.45		
1286	Indium(III) telluride	In ₂ Te ₃	1312-45-4	612.44	blk cub cry	667		5.75		
1287	Iodine	I ₂	7553-56-2	253.809	blue-blk plates	113.7	184.4	4.933	0.03 ²⁰	s bz, EtOH, eth, ct, chl
1288	Iodic acid	HIO ₃	7782-68-5	175.910	col orth cry	110 dec		4.63	308 ²⁵	i EtOH, eth
1289	Periodic acid dihydrate	HIO ₄ · 2H ₂ O	10450-60-9	227.940	monocl hyg cry	122 dec				s H ₂ O, EtOH; sl eth
1290	Iodine tetroxide	I ₂ O ₄	12399-08-5	317.807	yel cry	130	dec >85	4.2		sl H ₂ O
1291	Iodine pentoxide	I ₂ O ₅	12029-98-0	333.806	hyg wh cry	≈300 dec		4.98	253.4 ²⁰	i EtOH, eth, CS ₂
1292	Iodine hexoxide	I ₂ O ₆	65355-99-9	349.805	yel solid	dec 150				reac H ₂ O
1293	Iodine nonaoxide	I ₂ O ₉	73560-00-6	651.613	hyg yel powder	75 dec				
1294	Iodine bromide	IBr	7789-33-5	206.808	blk orth cry	40	116 dec	4.3		s H ₂ O, EtOH, eth
1295	Iodine chloride	ICl	7790-99-0	162.357	red cry or oily liq	27.38	94.4 dec	3.24		reac H ₂ O; s EtOH
1296	Iodine trichloride	ICl ₃	865-44-1	233.263	yel tricl cry; hyg	101 tp (16 atm)	64 sp dec	3.2		reac H ₂ O; s EtOH, bz
1297	Iodine fluoride	IF	13873-84-2	145.902	wh pow (-78°C)	-14 dec				
1298	Iodine trifluoride	IF ₃	22520-96-3	183.899	yel solid, stable at low temp	-28 dec				
1299	Iodine pentafluoride	IF ₅	7783-66-6	221.896	yel liq	9.43	100.5	3.19		reac H ₂ O
1300	Iodine heptafluoride	IF ₇	16921-96-3	259.893	col gas	6.5 tp	4.8 sp	10.62 g/L		s H ₂ O
1301	Iodosyl trifluoride	IOF ₃	19058-78-7	199.898	hyg col needles	dec >110				reac H ₂ O
1302	Iodosyl pentafluoride	IOF ₅	16056-61-4	237.895	col liq	4.5				
1303	Iodyl trifluoride	IO ₂ F ₃	25402-50-0	215.898	yel solid	41	subl			
1304	Periodyl fluoride	IO ₂ F	30708-86-2	193.900	col cry	dec >100				
1305	Iridium	Ir	7439-88-5	192.217	silv-wh metal; cub	2446	4428	22.562 ²⁰		s aqua regia
1306	Iridium carbonyl	Ir ₄ (CO) ₁₂	11065-24-0	1104.989	yel cry	210 dec				
1307	Iridium(III) bromide	IrBr ₃	10049-24-8	431.929	red-brn monocl cry			6.82		i H ₂ O, acid, alk

No.	Name	Formula	CAS Reg No.	Mol. weight	Physical form	mp/°C	bp/°C	Density g cm ⁻³	Solubility g/100 g H ₂ O	Qualitative solubility
1308	Iridium(III) bromide tetrahydrate	IrBr ₃ · 4H ₂ O	10049-24-8*	503.991	grn-brn cry					s H ₂ O; i EtOH
1309	Iridium(III) chloride	IrCl ₃	10025-83-9	298.576	brn monocl cry	763 dec		5.30		i H ₂ O, acid, alk
1310	Iridium(III) fluoride	IrF ₃	23370-59-4	249.212	blk hex cry	250 dec		≈8.0		i H ₂ O, dil acid
1311	Iridium(III) iodide	IrI ₃	7790-41-2	572.930	dark brn monocl cry			≈7.4		i H ₂ O, acid, bz, chl; s alk
1312	Iridium(III) oxide	Ir ₂ O ₃	1312-46-5	432.432	blue-blk cry	1000 dec				i H ₂ O; sl hot HCl
1313	Iridium(III) 2,4-pentanedioate	Ir(CH ₃ COCHCOCH ₃) ₃	15635-87-7	489.541	oran-yel cry	270	subl			sl H ₂ O; s tol, chl, ace, MeOH
1314	Iridium(III) sulfide	Ir ₂ S ₃	12136-42-4	480.629	orth cry			10.2		
1315	Iridium(IV) chloride	IrCl ₄	10025-97-5	334.029	brn hyg solid	≈700 dec				s H ₂ O, EtOH
1316	Iridium(IV) oxide	IrO ₂	12030-49-8	224.216	brn tetr cry	1100 dec		11.7		
1317	Iridium(IV) sulfide	IrS ₂	12030-51-2	256.347	orth cry			9.3		
1318	Iridium(VI) fluoride	IrF ₆	7783-75-7	306.207	yel cub cry; hyg	44	53.6	4.8		reac H ₂ O
1319	Iron	Fe	7439-89-6	55.845	silv-wh or gray met	1538	2861	7.87		s dil acid
1320	Ferrocene	Fe(C ₅ H ₅) ₂	102-54-5	186.031	oran needles	172.5	249			i H ₂ O; s EtOH, eth, bz, dil HNO ₃
1321	Tetracarbonyldihydroiron	Fe(CO) ₄ H ₂	12002-28-7	169.902	col liq, stab low temp	-70	dec -20			s alk
1322	Iron pentacarbonyl	Fe(CO) ₅	13463-40-6	195.896	yel oily liq; flam	-20.5	103	1.46		i H ₂ O; s eth, bz, ace
1323	Iron nonacarbonyl	Fe ₃ (CO) ₉	15321-51-4	363.781	oran-yel cry	100 dec		2.85		
1324	Iron dodecacarbonyl	Fe ₂ (CO) ₁₂	12088-65-2	503.656	dark grn cry	140		2.00		
1325	Iron arsenide	FeAs	12044-16-5	130.767	gray orth cry	1030		7.85		
1326	Iron boride (FeB)	FeB	12006-84-7	66.656	refrac solid; orth	1658		≈7		
1327	Iron boride (Fe ₂ B)	Fe ₂ B	12006-86-9	122.501	refrac solid; tetr	1389		7.3		
1328	Iron carbide	Fe ₃ C	12011-67-5	179.546	gray cub cry	1227		7.694		
1329	Iron phosphide (FeP)	FeP	26508-33-8	86.819	rhomb cry			6.07		
1330	Iron phosphide (Fe ₂ P)	Fe ₂ P	1310-43-6	142.664	gray hex needles	1370		6.8		i H ₂ O, dil acid, alk
1331	Iron phosphide (Fe ₃ P)	Fe ₃ P	12023-53-9	198.509	gray solid	1100		6.74		i H ₂ O
1332	Iron disulfide	FeS ₂	1317-66-4	119.975	blk cub cry	>600 dec		5.02		i H ₂ O
1333	Iron silicide	FeSi	12022-95-6	83.931	gray cub cry	1410		6.1		
1334	Iron disilicide	FeSi ₂	12022-99-0	112.016	gray tetr cry	1220		4.74		
1335	Iron(II) acetate	Fe(C ₂ H ₃ O ₂) ₂	3094-87-9	173.934	wh cry	190 dec				s H ₂ O
1336	Iron(II) acetate tetrahydrate	Fe(C ₂ H ₃ O ₂) ₂ · 4H ₂ O	3094-87-9*	245.994	grn cry	dec				s H ₂ O, EtOH
1337	Iron(II) aluminate	Fe(AlO ₂) ₂	12068-49-4	173.806	blk cub cry			4.3		
1338	Iron(II) arsenate	Fe ₃ (AsO ₄) ₂	10102-50-8	445.373	grn powder					i H ₂ O
1339	Iron(II) arsenate hexahydrate	Fe ₃ (AsO ₄) ₂ · 6H ₂ O	10102-50-8*	553.465	grn amorp powder	dec				i H ₂ O; s acid
1340	Iron(II) bromide	FeBr ₂	7789-46-0	215.653	yel-brn hex cry; hyg	691	dec	4.636	120 ²⁵	vs EtOH
1341	Iron(II) bromide hexahydrate	FeBr ₂ · 6H ₂ O	13463-12-2	323.744	grn hyg cry	27 dec		4.64	120 ²⁵	s EtOH
1342	Iron(II) carbonate	FeCO ₃	563-71-3	115.854	gray-brn hex cry			3.944	0.000062 ²⁰	
1343	Iron(II) chloride	FeCl ₂	7758-94-3	126.751	wh hex cry; hyg	677	1023	3.16	65.0 ²⁵	vs EtOH, ace; sl bz
1344	Iron(II) chloride dihydrate	FeCl ₂ · 2H ₂ O	16399-77-2	162.782	wh-grn monocl cry	120 dec		2.39	65.0 ²⁵	
1345	Iron(II) chloride tetrahydrate	FeCl ₂ · 4H ₂ O	13478-10-9	198.813	grn monocl cry	105 dec		1.93	65.0 ²⁵	s EtOH
1346	Iron(II) chromite	FeCr ₂ O ₄	1308-31-2	223.835	blk cub cry			5.0		
1347	Iron(II) fluoride	FeF ₂	7789-28-8	93.842	wh tetr cry	1100		4.09		sl H ₂ O; s dil HF; i EtOH, eth
1348	Iron(II) fluoride tetrahydrate	FeF ₂ · 4H ₂ O	13940-89-1	165.904	col hex cry			2.20		
1349	Iron(II) hydroxide	Fe(OH) ₂	18624-44-7	89.860	wh-grn hex cry			3.4	0.000052 ²⁰	
1350	Iron(II) iodide	FeI ₂	7783-86-0	309.654	red-viol hex cry; hyg	594		5.3		s H ₂ O, EtOH, eth
1351	Iron(II) iodide tetrahydrate	FeI ₂ · 4H ₂ O	7783-86-0*	381.716	blk hyg leaflets	90 dec		2.87		s H ₂ O, EtOH
1352	Iron(II) molybdate	FeMoO ₄	13718-70-2	215.78	brn-yel monocl cry	1115		5.6		i H ₂ O
1353	Iron(II) nitrate	Fe(NO ₃) ₂	14013-86-6	179.854	grn solid				87.5 ²⁵	
1354	Iron(II) nitrate hexahydrate	Fe(NO ₃) ₂ · 6H ₂ O	14013-86-6*	287.946	grn solid	60 dec			87.5 ²⁵	
1355	Iron(II) orthosilicate	Fe ₂ SiO ₄	10179-73-4	203.774	brn orth cry			4.30		
1356	Iron(II) oxalate dihydrate	FeC ₂ O ₄ · 2H ₂ O	6047-25-2	179.894	yel cry	150 dec		2.28	0.078 ²⁵	s acid
1357	Iron(II) oxide	FeO	1345-25-1	71.844	blk cub cry	1377		6.0		i H ₂ O, alk; s acid
1358	Iron(II) 2,4-pentanedioate	Fe(CH ₃ COCHCOCH ₃) ₂	14024-17-0	254.061	oran-brn cry	170	subl			sl bz, tol
1359	Iron(II) perchlorate	Fe(ClO ₄) ₂	13933-23-8	254.746	grn-wh hyg needles	>100 dec			210 ²⁵	
1360	Iron(II) phosphate octahydrate	Fe ₃ (PO ₄) ₂ · 8H ₂ O	14940-41-1	501.600	gray-blue monocl cry; hyg			2.58		i H ₂ O; s acid
1361	Iron(II) selenide	FeSe	1310-32-3	134.81	blk hex cry			6.7		i H ₂ O
1362	Iron(II) sulfate	FeSO ₄	7720-78-7	151.908	wh orth cry; hyg			3.65	29.5 ²⁵	
1363	Iron(II) sulfate monohydrate	FeSO ₄ · H ₂ O	17375-41-6	169.923	wh-yel monocl cry	300 dec		3.0	29.5 ²⁵	

No.	Name	Formula	CAS Reg No.	Mol. weight	Physical form	mp/°C	bp/°C	Density g cm ⁻³	Solubility g/100 g H ₂ O	Qualitative solubility
1364	Iron(II) sulfate heptahydrate	FeSO ₄ · 7H ₂ O	7782-63-0	278.014	blue-grn monocry	≈60 dec		1.895	29.5 ²⁵	i EtOH
1365	Iron(II) sulfide	FeS	1317-37-9	87.910	col hex or tetr cry; hyg	1188	dec	4.7		i H ₂ O; reac acid
1366	Iron(II) tantalate	Fe(TaO ₃) ₂	12140-41-9	513.737	brn tetr cry			7.33		
1367	Iron(II) tartrate	FeC ₄ H ₄ O ₆		203.916	wh cry				0.88	vs acid; s NH ₄ OH
1368	Iron(II) telluride	FeTe	12125-63-2	183.45	tetr cry	914		6.8		
1369	Iron(II) thiocyanate trihydrate	Fe(SCN) ₂ · 3H ₂ O	6010-09-9	226.055	grn monocry					s H ₂ O, EtOH, eth
1370	Iron(II) titanate	FeTiO ₃	12168-52-4	151.710	blk rhomb cry	≈1470		4.72		
1371	Iron(II) tungstate	FeWO ₄	13870-24-1	303.68	monocry			7.51		
1372	Iron(II,III) oxide	Fe ₃ O ₄	1317-61-9	231.533	blk cub cry or amorp powder	1597		5.17		i H ₂ O; s acid
1373	Iron(III) acetate, basic	FeOH(C ₂ H ₃ O ₂) ₂	10450-55-2	190.941	brn-red amorp powder					i H ₂ O; s EtOH, acid
1374	Iron(III) ammonium citrate	Fe(NH ₄) ₃ (C ₆ H ₅ O ₇) ₂	1185-57-5	488.160	red or brn pow; hyg					s H ₂ O; i EtOH
1375	Iron(III) arsenate dihydrate	FeAsO ₄ · 2H ₂ O	10102-49-5	230.795	grn-brn powder	dec		3.18		i H ₂ O; s dil acid
1376	Iron(III) bromide	FeBr ₃	10031-26-2	295.557	dark red hex cry; hyg	dec		4.5	455 ²⁵	s EtOH, eth
1377	Iron(III) chloride	FeCl ₃	7705-08-0	162.204	grn hex cry; hyg	307.6	≈316	2.90	91.2 ²⁵	s EtOH, eth, ace
1378	Iron(III) chloride hexahydrate	FeCl ₃ · 6H ₂ O	10025-77-1	270.295	yel-oran monocry; hyg	37 dec		1.82	91.2 ²⁵	s EtOH, eth, ace
1379	Iron(III) chromate	Fe ₂ (CrO ₄) ₃	10294-52-7	459.671	yel powder					i H ₂ O, EtOH; s acid
1380	Iron(III) citrate pentahydrate	FeC ₆ H ₅ O ₇ · 5H ₂ O	3522-50-7	335.021	red-brn cry					s H ₂ O; i EtOH
1381	Iron(III) dichromate	Fe ₂ (Cr ₂ O ₇) ₃	10294-53-8	759.654	red-brn solid					s H ₂ O, acid
1382	Iron(III) ferrocyanide	Fe ₃ [Fe(CN) ₆] ₃	14038-43-8	859.229	dark blue powder			1.80		i H ₂ O, dil acid, os
1383	Iron(III) fluoride	FeF ₃	7783-50-8	112.840	grn hex cry	>1000		3.87	5.92 ²⁵	i EtOH, eth, bz
1384	Iron(III) fluoride trihydrate	FeF ₃ · 3H ₂ O	15469-38-2	166.886	yel-brn tetr cry			2.3	5.92 ²⁵	
1385	Iron(III) formate	Fe(CHO) ₂	555-76-0	190.897	red-yel cry powder					s H ₂ O; sl EtOH
1386	Iron(III) hydroxide	Fe(OH) ₃	1309-33-7	106.867	yel monocry			3.12		
1387	Iron(III) hydroxide oxide	FeO(OH)	20344-49-4	88.852	red-brn orth cry			4.26		i H ₂ O; s acid
1388	Iron(III) metavanadate	Fe(VO ₃) ₃	65842-03-7	352.665	gray-brn powder					i H ₂ O, EtOH; s acid
1389	Iron(III) nitrate	Fe(NO ₃) ₃	10421-48-4	241.860	cry				82.5 ²⁰	
1390	Iron(III) nitrate hexahydrate	Fe(NO ₃) ₃ · 6H ₂ O	13476-08-9	349.951	viol cub cry	35 dec			82.5 ²⁰	
1391	Iron(III) nitrate nonahydrate	Fe(NO ₃) ₃ · 9H ₂ O	7782-61-8	403.997	viol-gray hyg cry	47 dec		1.68	82.5 ²⁰	vs EtOH, ace
1392	Iron(III) oxalate	Fe ₂ (C ₂ O ₄) ₃	19469-07-9	375.747	yel amorp powder	100 dec				s H ₂ O, acid; i alk
1393	Iron(III) oxide	Fe ₂ O ₃	1309-37-1	159.688	red-brn hex cry	1539		5.25		i H ₂ O; s acid
1394	Iron(III) 2,4-pentanedioate	Fe(CH ₃ COCHCOCH ₃) ₃	14024-18-1	353.169	red-oran cry	179		5.24		sl H ₂ O; s os
1395	Iron(III) perchlorate hexahydrate	Fe(ClO ₄) ₃ · 6H ₂ O	32963-81-8	462.288	viol cry					
1396	Iron(III) phosphate dihydrate	FePO ₄ · 2H ₂ O	10045-86-0	186.847	gray-wh orth cry			2.87		i H ₂ O; s HCl
1397	Iron(III) pyrophosphate nonahydrate	Fe ₂ (P ₂ O ₇) ₃ · 9H ₂ O	10058-44-3	907.348	yel powder					i H ₂ O; s acid
1398	Iron(III) hypophosphite	Fe(H ₂ PO ₂) ₃	7783-84-8	250.811	wh-gray powder					i H ₂ O
1399	Iron(III) sodium pyrophosphate	FeNaP ₂ O ₇	10045-87-1	252.778	wh powder			1.5		i H ₂ O; s HCl
1400	Iron(III) sulfate	Fe ₂ (SO ₄) ₃	10028-22-5	399.878	gray-wh rhomb cry; hyg			3.10	440 ²⁰	sl EtOH; i ace
1401	Iron(III) sulfate nonahydrate	Fe ₂ (SO ₄) ₃ · 9H ₂ O	13520-56-4	562.015	yel hex cry	400 dec		2.1	440 ²⁰	
1402	Iron(III) thiocyanate	Fe(SCN) ₃	4119-52-2	230.092	red-viol hyg cry	dec				s H ₂ O, EtOH, ace; i tol, chl
1403	Krypton	Kr	7439-90-9	83.798	col gas	-157.38 tp (73.2 kPa)	-153.34	3.425 g/L		sl H ₂ O
1404	Krypton difluoride	KrF ₂	13773-81-4	121.795	col tetr cry	≈25 dec		3.24		reac H ₂ O
1405	Krypton fluoride hexafluoroantimonate	KrFSb ₂ F ₁₁	39578-36-4	555.299	wh solid	dec 45				
1406	Lanthanum	La	7439-91-0	138.905	silv metal; hex	920	3464	6.15		s dil acid
1407	Lanthanum aluminum oxide	LaAlO ₃	12003-65-5	213.885	wh rhom cry	trans cub 500				
1408	Lanthanum boride	LaB ₆	12008-21-8	203.771	blk cub cry; refrac	2715		4.76		
1409	Lanthanum bromate nonahydrate	LaBrO ₃ · 9H ₂ O		684.749	hex cry	dec 100		5.06		vs H ₂ O
1410	Lanthanum bromide	LaBr ₃	13536-79-3	378.617	wh hex cry; hyg	788		5.1		s H ₂ O
1411	Lanthanum carbide	LaC ₂	12071-15-7	162.926	tetr cry	2360		5.29		
1412	Lanthanum carbonate octahydrate	La ₂ (CO ₃) ₃ · 8H ₂ O	6487-39-4	601.960	wh cry powder			2.6		i H ₂ O; s dil acid
1413	Lanthanum chloride	LaCl ₃	10099-58-8	245.264	wh hex cry; hyg	858		3.84	95.7 ²⁵	
1414	Lanthanum chloride heptahydrate	LaCl ₃ · 7H ₂ O	20211-76-1	371.371	wh tricr cry; hyg	91 dec			95.7 ²⁵	s EtOH
1415	Lanthanum fluoride	LaF ₃	13709-38-1	195.900	wh hex cry; hyg	1493		5.9		i H ₂ O, acid
1416	Lanthanum hydride	LaH ₃	13864-01-2	141.929	blk cub cry			5.36		
1417	Lanthanum hydroxide	La(OH) ₃	14507-19-8	189.927	wh amorp solid	dec			0.000020 ²⁰	
1418	Lanthanum iodate	La(IO ₃) ₃	13870-19-4	663.614	col cry				1.7	
1419	Lanthanum iodide	LaI ₃	13813-22-4	519.619	wh orth cry; hyg	778		5.6		s H ₂ O
1420	Lanthanum nitrate hexahydrate	La(NO ₃) ₃ · 6H ₂ O	10277-43-7	433.011	wh hyg tricr cry	≈40 dec			200 ²⁵	vs EtOH; s ace

No.	Name	Formula	CAS Reg No.	Mol. weight	Physical form	mp/°C	bp/°C	Density g cm ⁻³	Solubility g/100 g H ₂ O	Qualitative solubility
1421	Lanthanum nitride	LaN	25764-10-7	152.912	cub cry			6.73		
1422	Lanthanum oxide	La ₂ O ₃	1312-81-8	325.809	wh amorp powder	2304	3620	6.51		i H ₂ O; s dil acid
1423	Lanthanum perchlorate hexahydrate	La(ClO ₄) ₃ · 6H ₂ O	36907-37-6	475.021	hyg col cry	dec 100				vs H ₂ O; s EtOH
1424	Lanthanum silicide	LaSi ₂	12056-90-5	195.076	gray tetr cry	1520		5.0		
1425	Lanthanum sulfate	La ₂ (SO ₄) ₃	10099-60-2	565.999	hyg wh pow	1150				sl H ₂ O
1426	Lanthanum sulfate octahydrate	La ₂ (SO ₄) ₃ · 8H ₂ O	57804-25-8	702.058	col cry	dec		2.82		sl H ₂ O
1427	Lanthanum sulfate nonahydrate	La ₂ (SO ₄) ₃ · 9H ₂ O	10294-62-9	728.136	hex cry			2.82	2.7 ²⁰	i EtOH
1428	Lanthanum monosulfide	LaS	12031-30-0	170.970	yel cub cry	2300		5.61		
1429	Lanthanum sulfide	La ₂ S ₃	12031-49-1	374.006	red cub cry	2110		4.9		
1430	Lawrencium	Lr	22537-19-5	262	metal	1627				
1431	Lead	Pb	7439-92-1	207.2	soft silv-gray metal; cub	327.462	1749	11.3		s conc acid
1432	Plumbane	PbH ₄	15875-18-0	211.2	unstab col gas		-13			
1433	Lead(II) acetate	Pb(C ₂ H ₃ O ₂) ₂	301-04-2	325.3	wh cry	280	dec	3.25	44.3 ²⁰	
1434	Lead(II) acetate trihydrate	Pb(C ₂ H ₃ O ₂) ₂ · 3H ₂ O	6080-56-4	427.3	col cry	75 dec		2.55		vs H ₂ O; sl EtOH
1435	Lead(II) acetate, basic	Pb(C ₂ H ₃ O ₂) ₂ · 2Pb(OH) ₂	1335-32-6	807.7	wh powder	dec			6.3 ⁰	
1436	Lead(II) antimonate	Pb ₃ (SbO ₄) ₂	13510-89-9	993.1	oran-yel powder			6.58		i H ₂ O, dil acid
1437	Lead(II) arsenate	Pb ₃ (AsO ₄) ₂	3687-31-8	899.4	wh cry	1042 dec		5.8		i H ₂ O; s HNO ₃
1438	Lead(II) arsenite	Pb(AsO ₂) ₂	10031-13-7	421.0	wh powder			5.85		i H ₂ O; s dil HNO ₃
1439	Lead(II) azide	Pb(N ₃) ₂	13424-46-9	291.2	col orth needles; exp	exp ≈350		4.7	0.023 ¹⁸	vs HOAc
1440	Lead(II) borate monohydrate	Pb(BO ₂) ₂ · H ₂ O	10214-39-8	310.8	wh powder	500 dec		5.6		i H ₂ O; s dil HNO ₃
1441	Lead(II) bromate monohydrate	Pb(BrO ₃) ₂ · H ₂ O	10031-21-7	481.0	col cry	≈180 dec		5.53	1.33 ²⁰	
1442	Lead(II) bromide	PbBr ₂	10031-22-8	367.0	wh orth cry	371	892	6.69	0.975 ²⁵	i EtOH
1443	Lead(II) butanoate	Pb(C ₄ H ₇ O ₂) ₂	819-73-8	381.4	col solid	≈90				i H ₂ O; s dil HNO ₃
1444	Lead(II) carbonate	PbCO ₃	598-63-0	267.2	col orth cry	≈315 dec		6.582		i H ₂ O
1445	Lead(II) carbonate, basic	Pb(OH) ₂ · 2PbCO ₃	1319-46-6	775.6	wh hex cry	400 dec		≈6.5		i H ₂ O, EtOH; s acid
1446	Lead(II) chlorate	Pb(ClO ₃) ₂	10294-47-0	374.1	col hyg cry	230 dec		3.9	144 ¹⁸	vs EtOH
1447	Lead(II) chloride	PbCl ₂	7758-95-4	278.1	wh orth needles or powder	501	951	5.98	1.08 ²⁵	s alk
1448	Lead(II) chloride fluoride	PbClF	13847-57-9	261.7	tetr cry			7.05	0.035 ²⁰	
1449	Lead(II) chlorite	Pb(ClO ₂) ₂	13453-57-1	342.1	yel monocl cry	dec 126			0.2 ²⁵	sl H ₂ O; s alk
1450	Lead(II) chromate	PbCrO ₄	7758-97-6	323.2	yel-oran monocl cry	844		6.12	0.000017 ²⁰	s alk, dil acid
1451	Lead(II) chromate(VI) oxide	PbCrO ₄ · PbO	18454-12-1	546.4	red powder					i H ₂ O
1452	Lead(II) citrate trihydrate	Pb ₃ (C ₆ H ₅ O ₇) ₂ · 3H ₂ O	512-26-5	1053.8	wh cry powder					s H ₂ O; sl EtOH
1453	Lead(II) cyanide	Pb(CN) ₂	592-05-2	259.2	wh-yel powder					sl H ₂ O; reac acid
1454	Lead(II) 2-ethylhexanoate	Pb(C ₈ H ₁₅ CO ₂) ₂	301-08-6	493.6	visc liq			1.56		
1455	Lead(II) fluoride	PbF ₂	7783-46-2	245.2	wh orth cry	830	1293	8.44	0.0670 ²⁵	
1456	Lead(II) fluoroborate	Pb(BF ₄) ₂	13814-96-5	380.8	stab only in aq soln					s H ₂ O
1457	Lead(II) formate	Pb(CHO ₂) ₂	811-54-1	297.2	wh prisms or needles	190 dec		4.63	1.6 ¹⁶	i EtOH
1458	Lead(II) hexafluoro-2,4-pentanedioate	Pb(CF ₃ COCHCOCF ₃) ₂	19648-88-5	621.3	cry	155	210			
1459	Lead(II) hydrogen arsenate	PbHAsO ₄	7784-40-9	347.1	wh monocl cry	280 dec		5.943		i H ₂ O; s HNO ₃ , alk
1460	Lead(II) hydrogen phosphate	PbHPO ₄	15845-52-0	303.2	wh monocl cry	dec		5.66		
1461	Lead(II) hydroxide	Pb(OH) ₂	19783-14-3	241.2	wh powder	145 dec		7.59	0.00012 ²⁰	s acid
1462	Lead(II) iodate	Pb(IO ₃) ₂	25659-31-8	557.0	wh orth cry			6.50	0.0025 ²⁵	
1463	Lead(II) iodide	PbI ₂	10101-63-0	461.0	yel hex cry or powder	410	872 dec	6.16	0.076 ²⁵	i EtOH
1464	Lead(II) lactate	Pb(C ₃ H ₅ O ₃) ₂	18917-82-3	385.3	wh cry powder					s H ₂ O, hot EtOH
1465	Lead(II) molybdate	PbMoO ₄	10190-55-3	367.1	yel tetr cry	≈1060		6.7		i H ₂ O; s HNO ₃ , NaOH
1466	Lead(II) niobate	Pb(NbO ₃) ₂	12034-88-7	489.0	rhomb or tetr cry	1343		6.6		i H ₂ O
1467	Lead(II) nitrate	Pb(NO ₃) ₂	10099-74-8	331.2	col cub cry	470		4.53	59.7 ²⁵	sl EtOH
1468	Lead(II) oleate	Pb(C ₁₈ H ₃₃ O ₂) ₂	1120-46-3	770.1	wax-like solid					i H ₂ O; s EtOH, bz, eth
1469	Lead(II) oxalate	PbC ₂ O ₄	814-93-7	295.2	wh powder	300 dec		5.28	0.00025 ²⁰	s dil HNO ₃
1470	Lead(II) oxide (litharge)	PbO	1317-36-8	223.2	red tetr cry	trans to massicot 489		9.35		i H ₂ O, EtOH; s dil HNO ₃
1471	Lead(II) oxide (massicot)	PbO	1317-36-8	223.2	yel orth cry	887		9.64		i H ₂ O, EtOH; s dil HNO ₃
1472	Lead(II) oxide hydrate	3PbO · H ₂ O	1311-11-1	687.6	wh powder			7.41		i H ₂ O; s dil acid
1473	Lead(II) 2,4-pentanedioate	Pb(CH ₃ COCHCOCH ₃) ₂	15282-88-9	405.4	cry	143				
1474	Lead(II) perchlorate	Pb(ClO ₄) ₂	13453-62-8	406.1	wh cry				441 ²⁵	
1475	Lead(II) perchlorate trihydrate	Pb(ClO ₄) ₂ · 3H ₂ O	13637-76-8	460.1	wh cry	100 dec		2.6	441 ²⁵	s EtOH

No.	Name	Formula	CAS Reg No.	Mol. weight	Physical form	mp/°C	bp/°C	Density g cm ⁻³	Solubility g/100 g H ₂ O	Qualitative solubility
1476	Lead(II) phosphate	Pb ₃ (PO ₄) ₂	7446-27-7	811.5	wh hex cry	1014		7.01		i H ₂ O, EtOH
1477	Lead(II) hypophosphate	Pb(H ₂ PO ₂) ₂	10294-58-3	337.2	hyg cry powder	dec				sl H ₂ O; i EtOH
1478	Lead(II) metasilicate	PbSiO ₃	10099-76-0	283.3	wh monocry powder	764		6.49		i H ₂ O, os
1479	Lead(II) orthosilicate	Pb ₂ SiO ₄	13566-17-1	506.5	monocry	743		7.60		
1480	Lead(II) hexafluorosilicate dihydrate	PbSiF ₆ · 2H ₂ O	1310-03-8	385.3	col cry	dec				vs H ₂ O
1481	Lead(II) selenate	PbSeO ₄	7446-15-3	350.2	orth cry			6.37	0.013 ²⁵	s conc acid
1482	Lead(II) selenide	PbSe	12069-00-0	286.2	gray cub cry	1078		8.1		i H ₂ O; s HNO ₃
1483	Lead(II) selenite	PbSeO ₃	7488-51-9	334.2	wh monocry	≈500		7.0		i H ₂ O
1484	Lead(II) sodium thiosulfate	Na ₂ Pb(S ₂ O ₃) ₂	10101-94-7	635.5	wh cry					sl H ₂ O
1485	Lead(II) stearate	Pb(C ₁₈ H ₃₅ O ₂) ₂	1072-35-1	774.1	wh powder	≈100		1.4		i H ₂ O; s hot EtOH
1486	Lead(II) sulfate	PbSO ₄	7446-14-2	303.3	orth cry	1087		6.29	0.0044 ²⁵	i acid; sl alk
1487	Lead(II) sulfide	PbS	1314-87-0	239.3	blk powder or silv cub cry	1113		7.60		i H ₂ O; s acid
1488	Lead(II) sulfite	PbSO ₃	7446-10-8	287.3	wh powder	dec				i H ₂ O; s HNO ₃
1489	Lead(II) tantalate	Pb(TaO ₃) ₂	12065-68-8	665.1	orth cry			7.9		i H ₂ O
1490	Lead(II) telluride	PbTe	1314-91-6	334.8	gray cub cry	924		8.164		i H ₂ O, acid
1491	Lead(II) thiocyanate	Pb(SCN) ₂	592-87-0	323.4	wh-yel powder			3.82	0.05 ²⁰	
1492	Lead(II) thiosulfate	PbS ₂ O ₃	13478-50-7	319.3	wh cry	dec		5.18		i H ₂ O; s acid
1493	Lead(II) titanate	PbTiO ₃	12060-00-3	303.1	yel tetr cry			7.9		i H ₂ O; reac HCl
1494	Lead(II) tungstate (stolzite)	PbWO ₄	7759-01-5	455.0	yel tetr cry	1130		8.24	0.03 ²⁰	s alk
1495	Lead(II) tungstate (raspite)	PbWO ₄	7759-01-5	455.0	monocry	trans 400		8.46	0.03 ²⁰	s alk
1496	Lead(II) metavanadate	Pb(VO ₃) ₂	10099-79-3	405.1	yel powder					i H ₂ O; reac HNO ₃
1497	Lead(II) zirconate	PbZrO ₃	12060-01-4	346.4	col orth cry			≈8		i H ₂ O, alk; s acid
1498	Lead(II,IV) oxide	Pb ₂ O ₃	1314-27-8	462.4	blk monocry or red amorp powder	530 dec		10.05		i H ₂ O; s alk; reac conc HCl
1499	Lead(II,IV) oxide	Pb ₃ O ₄	1314-41-6	685.6	red tetr cry	830		8.92		i H ₂ O, EtOH; s hot HCl
1500	Lead(IV) acetate	Pb(C ₂ H ₃ O ₂) ₄	546-67-8	443.4	col monocry	≈175		2.23		reac H ₂ O, EtOH; s bz, chl
1501	Lead(IV) bromide	PbBr ₄	13701-91-2	526.8	unstab liq					
1502	Lead(IV) chloride	PbCl ₄	13463-30-4	349.0	yel oily liq	-15	≈50 dec			
1503	Lead(IV) fluoride	PbF ₄	7783-59-7	283.2	wh tetr cry; hyg	≈600		6.7		
1504	Lead(IV) oxide	PbO ₂	1309-60-0	239.2	red tetr cry or brn powder	290 dec		9.64		
1505	Lithium	Li	7439-93-2	6.941	soft silv-wh metal	180.50	1342	0.534		reac H ₂ O
1506	Lithium acetate	LiC ₂ H ₃ O ₂	546-89-4	65.985	cry	286			45.0 ²⁵	vs EtOH
1507	Lithium acetate dihydrate	LiC ₂ H ₃ O ₂ · 2H ₂ O	6108-17-4	102.016	wh rhomb cry	58 dec		1.3	45.0 ²⁵	s EtOH
1508	Lithium aluminum hydride	LiAlH ₄	16853-85-3	37.955	gray-wh monocry	>125 dec		0.917		reac H ₂ O, EtOH; s eth, thf
1509	Lithium aluminum silicate	LiAlSi ₂ O ₆	12068-40-5	186.090	wh monocry	1430		3.188		
1510	Lithium amide	LiNH ₂	7782-89-0	22.964	tetr cry	380		1.18		reac H ₂ O
1511	Lithium arsenate	Li ₃ AsO ₄	13478-14-3	159.743	col orth cry			3.07		sl H ₂ O; s HOAc
1512	Lithium azide	LiN ₃	19597-69-4	48.961	hyg monocry; exp			1.83		vs H ₂ O
1513	Lithium borohydride	LiBH ₄	16949-15-8	21.784	wh-gray orth cry or powder	268	380 dec	0.66		s alk, eth, thf
1514	Lithium bromate	LiBrO ₃	13550-28-2	134.843	hyg col orth cry	260			65.4 ²⁵	vs H ₂ O
1515	Lithium bromide	LiBr	7550-35-8	86.845	wh cub cry; hyg	550	≈1300	3.464	181 ²⁵	s EtOH, eth
1516	Lithium bromide monohydrate	LiBr · H ₂ O	23303-71-1	104.860	wh orth cry	trans cub 33		3.46	145 ¹	vs H ₂ O
1517	Lithium carbide	Li ₂ C ₂	1070-75-3	37.903	wh hyg cry			1.65		reac H ₂ O; i os
1518	Lithium carbonate	Li ₂ CO ₃	554-13-2	73.891	wh monocry	732	1300 dec	2.11	1.30 ²⁵	s acid; i EtOH
1519	Lithium chlorate	LiClO ₃	13453-71-9	90.392	col hyg rhom needles	127.6	300 dec	1.119	459 ²⁵	vs EtOH; sl ace
1520	Lithium chloride	LiCl	7447-41-8	42.394	wh cub cry or powder; hyg	610	1383	2.07	84.5 ²⁵	s EtOH, ace, py
1521	Lithium chloride monohydrate	LiCl · H ₂ O	16712-20-2	60.409	hyg wh tetr cry	dec 98		1.78	45.9 ²⁵	vs H ₂ O
1522	Lithium chromate dihydrate	Li ₂ CrO ₄ · 2H ₂ O	7789-01-7	165.906	yel orth cry; hyg	75 dec		2.15		vs H ₂ O; s EtOH
1523	Lithium citrate tetrahydrate	Li ₃ C ₆ H ₅ O ₇ · 4H ₂ O	6680-58-6	281.983	wh cry	210 (anh)			75 ²⁵	vs H ₂ O; sl EtOH
1524	Lithium cobaltite	LiCoO ₂	12190-79-3	97.873	dark gray pow					i H ₂ O
1525	Lithium cyanide	LiCN	2408-36-8	32.959	wh orth cry	160				
1526	Lithium hydride-d	LiD	13587-16-1	8.955	hyg wh cry	680		0.82		reac H ₂ O
1527	Lithium dichromate dihydrate	Li ₂ Cr ₂ O ₇ · 2H ₂ O	10022-48-7	265.901	yel-red hyg cry	130 dec		2.34		vs H ₂ O
1528	Lithium dihydrogen phosphate	LiH ₂ PO ₄	13453-80-0	103.928	col hyg cry	>100		2.461	126 ¹	
1529	Lithium diisopropylamide	LiN(C ₃ H ₇) ₂	4111-54-0	107.123	hyg col cry	dec				s eth; i hc
1530	Lithium ferrosilicon	LiFeSi	64082-35-5	90.872	dark brittle cry					reac H ₂ O

No.	Name	Formula	CAS Reg No.	Mol. weight	Physical form	mp/°C	bp/°C	Density g cm ⁻³	Solubility g/100 g H ₂ O	Qualitative solubility
1531	Lithium fluoride	LiF	7789-24-4	25.939	wh cub cry or powder	848.2	1673	2.640	0.134 ²⁵	s acid
1532	Lithium formate monohydrate	Li(CHO ₂) · H ₂ O	6108-23-2	69.974	col-wh cry			1.46		s H ₂ O
1533	Lithium hexafluoroantimonate	LiSbF ₆	18424-17-4	242.691	hyg pow	dec				
1534	Lithium hexafluoroarsenate	LiAsF ₆	29935-35-1	310.672	rhomb wh cry; hyg					
1535	Lithium hexafluorophosphate	LiPF ₆	21324-40-3	151.905	wh pow					
1536	Lithium hexafluorosilicate	Li ₂ SiF ₆	17347-95-4	155.958	col hex cry	dec 350				sl ace
1537	Lithium hexafluorostannate	Li ₂ SnF ₆	17029-16-2	246.582	wh pow					
1538	Lithium hydride	LiH	7580-67-8	7.949	gray cub cry or powder; hyg	692		0.78		reac H ₂ O, EtOH
1539	Lithium hydrogen carbonate	LiHCO ₃	5006-97-3	67.958	wh pow					sl H ₂ O
1540	Lithium hydroxide	LiOH	1310-65-2	23.948	col tet cry	473	1626	1.45	12.5 ²⁵	sl EtOH
1541	Lithium hydroxide monohydrate	LiOH · H ₂ O	1310-66-3	41.964	wh monocl cry or powder			1.51	12.5 ²⁵	sl EtOH
1542	Lithium hypochlorite	LiOCl	13840-33-0	58.393	wh pow					vs H ₂ O
1543	Lithium iodate	LiIO ₃	13765-03-2	181.843	wh hyg hex cry	450		4.502	77.9 ²⁵	i EtOH
1544	Lithium iodide	LiI	10377-51-2	133.845	wh cub cry; hyg	469	1171	4.06	165 ²⁵	
1545	Lithium iodide trihydrate	LiI · 3H ₂ O	7790-22-9	187.891	wh hyg cry	73		2.38	165 ²⁵	vs EtOH, ace
1546	Lithium manganate	Li ₂ MnO ₃	12163-00-7	116.818	red-brn monocl cry			3.90		i H ₂ O
1547	Lithium metaborate	LiBO ₂	13453-69-5	49.751	wh monocl cry; hyg	844		2.18	2.6 ²⁰	sl H ₂ O; s EtOH
1548	Lithium metaborate dihydrate	LiBO ₂ · 2H ₂ O	15293-74-0	85.782	wh cry pow			1.8		s H ₂ O
1549	Lithium metaphosphate	LiPO ₃	13762-75-9	85.913	wh cry or gl solid			1.8		i H ₂ O
1550	Lithium metasilicate	Li ₂ SiO ₃	10102-24-6	89.966	wh orth needles	1201		2.52		i cold H ₂ O; reac dil acid
1551	Lithium molybdate	Li ₂ MoO ₄	13568-40-6	173.82	hyg wh cry	702		2.66	44.8 ²⁵	s H ₂ O
1552	Lithium niobate	LiNbO ₃	12031-63-9	147.845	wh hex cry	1240		4.30		
1553	Lithium nitrate	LiNO ₃	7790-69-4	68.946	col hex cry; hyg	253		2.38	102 ²⁵	s EtOH
1554	Lithium nitride	Li ₃ N	26134-62-3	34.830	red hex cry	813		1.27		reac H ₂ O
1555	Lithium nitrite	LiNO ₂	13568-33-7	52.947	wh hyg cry	222				vs H ₂ O
1556	Lithium nitrite monohydrate	LiNO ₂ · H ₂ O	13568-33-7*	70.962	col needles	>100		1.615	139.5 ²⁵	vs H ₂ O, EtOH
1557	Lithium orthosilicate	LiSiO ₄	13453-84-4	99.025	wh rhomb cry	1256		2.39		
1558	Lithium oxalate	Li ₂ C ₂ O ₄	30903-87-8	101.901	col cry	dec		2.121 ¹⁷		s H ₂ O; i EtOH, eth
1559	Lithium phosphate	Li ₃ PO ₄	10377-52-3	115.794	wh orth cry	1205		2.46	0.027 ²⁵	
1560	Lithium oxide	Li ₂ O	12057-24-8	29.881	wh cub cry	1437		2.013		
1561	Lithium perchlorate	LiClO ₄	7791-03-9	106.392	wh orth cry or powder	236	430 dec	2.428	58.7 ²⁵	s EtOH, ace, eth
1562	Lithium perchlorate trihydrate	LiClO ₄ · 3H ₂ O	13453-78-6	160.438	wh hex cry	95 dec		1.84		vs H ₂ O, EtOH, ace; i eth
1563	Lithium peroxide	Li ₂ O ₂	12031-80-0	45.881	wh hex cry			2.31		s H ₂ O; i EtOH
1564	Lithium selenate monohydrate	Li ₂ SeO ₄ · H ₂ O	7790-71-8	174.86	monocl cry			2.56		vs H ₂ O
1565	Lithium selenite monohydrate	Li ₂ SeO ₃ · H ₂ O	15593-51-8	158.86	hyg cry					
1566	Lithium stearate	LiC ₁₈ H ₃₅ O ₂	4485-12-5	290.411	cry	≈220				
1567	Lithium sulfate	Li ₂ SO ₄	10377-48-7	109.945	wh monocl cry; hyg	860		2.21	34.2 ²⁵	
1568	Lithium sulfate monohydrate	Li ₂ SO ₄ · H ₂ O	10102-25-7	127.960	col cry	130 dec		2.06	34.2 ²⁵	sl EtOH
1569	Lithium sulfide	Li ₂ S	12136-58-2	45.947	wh cub cry; hyg	1372		1.64		
1570	Lithium tantalate	LiTaO ₃	12031-66-2	235.887	wh pow	1650				
1571	Lithium tetraborate	Li ₂ B ₄ O ₇	12007-60-2	169.122	wh tet cry	917		2.9 ²⁰		sl H ₂ O
1572	Lithium tetraborate pentahydrate	Li ₂ B ₄ O ₇ · 5H ₂ O	1303-94-2	259.198	wh cry pow	dec 200				vs H ₂ O; i EtOH
1573	Lithium tetracyanoplatinate pentahydrate	Li ₂ Pt(CN) ₄ · 5H ₂ O	14402-73-4	403.112	grn-yel cry					sl H ₂ O
1574	Lithium tetrafluoroborate	LiBF ₄	14283-07-9	93.746	hyg wh pow	dec				vs H ₂ O
1575	Lithium thiocyanate	LiSCN	556-65-0	65.024	wh hyg cry				120 ²⁵	
1576	Lithium titanate	Li ₂ TiO ₃	12031-82-2	109.747	wh pow	1325				i H ₂ O
1577	Lithium tungstate	Li ₂ WO ₄	13568-45-1	261.72	wh trig pow	740		3.71		s H ₂ O
1578	Lithium vanadate	LiVO ₃	15060-59-0	105.881	yel pow		subl 1400			
1579	Lithium zirconate	Li ₂ ZrO ₃	12031-83-3	153.104	wh solid					
1580	Lutetium	Lu	7439-94-3	174.967	silv metal; hex	1663	3402	9.84		s dil acid
1581	Lutetium boride	LuB ₄	12688-52-7	218.211	tetr cry	2600		≈7.0		
1582	Lutetium bromide	LuBr ₃	14456-53-2	414.679	wh hyg cry	1025				vs H ₂ O
1583	Lutetium chloride	LuCl ₃	10099-66-8	281.326	wh monocl cry; hyg	925		3.98		s H ₂ O
1584	Lutetium chloride hexahydrate	LuCl ₃ · 6H ₂ O	15230-79-2	389.417	col cry	dec 150				s H ₂ O, EtOH
1585	Lutetium fluoride	LuF ₃	13760-81-1	231.962	orth cry	1182	2200	8.3		i H ₂ O
1586	Lutetium iodide	LuI ₃	13813-45-1	555.680	brn hex cry; hyg	1050		≈5.6		vs H ₂ O
1587	Lutetium iron oxide	Lu ₂ Fe ₃ O ₁₂	12023-71-1	996.119	cry					
1588	Lutetium nitrate	Lu(NO ₃) ₃	10099-67-9	360.982	hyg col solid					s H ₂ O, EtOH

No.	Name	Formula	CAS Reg No.	Mol. weight	Physical form	mp/°C	bp/°C	Density g cm ⁻³	Solubility g/100 g H ₂ O	Qualitative solubility
1589	Lutetium nitride	LuN	12125-25-6	188.974	cub cry			11.6		
1590	Lutetium oxide	Lu ₂ O ₃	12032-20-1	397.932	wh cub cry or powder	2427	3980	9.41		
1591	Lutetium perchlorate hexahydrate	Lu(ClO ₄) ₃ · 6H ₂ O	14646-29-8	581.410	col cry	dec 350 (anh)				s H ₂ O, MeOH
1592	Lutetium sulfate	Lu ₂ (SO ₄) ₃	14986-89-1	638.122	wh pow	dec >850				vs H ₂ O
1593	Lutetium sulfate octahydrate	Lu ₂ (SO ₄) ₃ · 8H ₂ O	13473-77-3	782.244	col cry				42.3 ²⁰	s H ₂ O
1594	Lutetium sulfide	Lu ₂ S ₃	12163-20-1	446.129	gray rhomb cry	1750 dec		6.26		
1595	Lutetium telluride	Lu ₂ Te ₃	12163-22-3	732.73	orth cry			7.8		
1596	Magnesium	Mg	7439-95-4	24.305	silv-wh metal	650	1090	1.74		s dil acid
1597	Magnesium acetate	Mg(C ₂ H ₃ O ₂) ₂	142-72-3	142.394	wh orth/monocl cry	323 dec		1.50	65.6 ²⁵	
1598	Magnesium acetate monohydrate	Mg(C ₂ H ₃ O ₂) ₂ · H ₂ O	60582-92-5	160.409	orth cry			1.55		
1599	Magnesium acetate tetrahydrate	Mg(C ₂ H ₃ O ₂) ₂ · 4H ₂ O	16674-78-5	214.454	col monocl cry; hyg	80 dec		1.45	65.6 ²⁵	vs EtOH
1600	Magnesium aluminate	Mg(AlO ₂) ₂	12068-51-8	142.266	col cub cry	2105		3.55		i H ₂ O
1601	Magnesium aluminum silicate	Mg ₃ Al ₃ (AlSi ₅ O ₁₈)	1302-88-1	584.953	blue cry			2.6		
1602	Magnesium amide	Mg(NH ₂) ₂	7803-54-5	56.350	wh powder; flam	dec		1.39		reac H ₂ O
1603	Magnesium ammonium phosphate hexahydrate	MgNH ₄ PO ₄ · 6H ₂ O	13478-16-5	245.407	wh pow	dec		1.71		i H ₂ O, EtOH; s acid
1604	Magnesium antimonide	Mg ₃ Sb ₂	12057-75-9	316.435	hex cry	1245		3.99		
1605	Magnesium arsenide	Mg ₃ As ₂	12044-49-4	222.758	solid	≈1200		3.15		i H ₂ O
1606	Magnesium diboride	MgB ₂	12007-25-9	45.927	hex cry	800 dec		2.57		
1607	Magnesium hexaboride	MgB ₆	12008-22-9	89.171	refrac solid	1100 dec				i H ₂ O
1608	Magnesium dodecaboride	MgB ₁₂	12230-32-9	154.037	refrac solid	1300 dec				
1609	Magnesium bromate hexahydrate	Mg(BrO ₃) ₂ · 6H ₂ O	7789-36-8	388.201	col cub cry	200 dec		2.29	98 ²⁵	
1610	Magnesium bromide	MgBr ₂	7789-48-2	184.113	wh hex cry; hyg	711		3.72	102 ²⁵	
1611	Magnesium bromide hexahydrate	MgBr ₂ · 6H ₂ O	13446-53-2	292.204	col monocl cry	165 dec		2.0	102 ²⁵	s EtOH
1612	Magnesium carbonate	MgCO ₃	546-93-0	84.314	wh hex cry	990		3.010	0.18 ²⁰	i EtOH; s acid
1613	Magnesium carbonate dihydrate	MgCO ₃ · 2H ₂ O	5145-48-2	120.345	col tricr cry			2.8		i H ₂ O, ace, NH ₄ OH
1614	Magnesium carbonate trihydrate	MgCO ₃ · 3H ₂ O	14457-83-1	138.360	col monocl cry	165		1.8	0.18 ¹⁶	
1615	Magnesium carbonate pentahydrate	MgCO ₃ · 5H ₂ O	61042-72-6	174.390	wh monocl cry	dec >400		3.04	0.38 ¹⁶	
1616	Magnesium carbonate hydroxide tetrahydrate	4MgCO ₃ · Mg(OH) ₂ · 4H ₂ O	39409-82-0	467.636	wh monocl cry			2.3		
1617	Magnesium carbonate hydroxide pentahydrate	4MgCO ₃ · Mg(OH) ₂ · 5H ₂ O	56378-72-4	485.652	wh pow	dec 700				i H ₂ O; s dil acid; i EtOH
1618	Magnesium carbonate dihydroxide trihydrate	MgCO ₃ · Mg(OH) ₂ · 3H ₂ O	12143-96-3	196.680	wh monocl cry	dec		2.04		
1619	Magnesium chlorate hexahydrate	Mg(ClO ₃) ₂ · 6H ₂ O	13446-19-0	299.299	wh hyg cry	≈35 dec		1.80	142 ²⁵	sl EtOH
1620	Magnesium chloride	MgCl ₂	7786-30-3	95.211	wh hex leaflets; hyg	714	1412	2.325	56.0 ²⁵	
1621	Magnesium chloride hexahydrate	MgCl ₂ · 6H ₂ O	7791-18-6	203.302	wh hyg cry	≈100 dec		1.56	56.0 ²⁵	s EtOH
1622	Magnesium chromate heptahydrate	MgCrO ₄ · 7H ₂ O	13423-61-5*	266.405	yel rhom cry			1.695	54.8 ²⁵	
1623	Magnesium chromite	MgCr ₂ O ₄	12053-26-8	192.295	deep grn cry	2390		4.4		
1624	Magnesium citrate	Mg ₃ (C ₆ H ₅ O ₇) ₂	3344-18-1	451.114	wh cry					sl H ₂ O
1625	Magnesium citrate tetradecahydrate	Mg ₃ (C ₆ H ₅ O ₇) ₂ · 14H ₂ O	3344-18-1*	703.328	wh cry pow					sl H ₂ O; s acid
1626	Magnesium fluoride	MgF ₂	7783-40-6	62.302	wh tetr cry	1263	2227	3.148	0.013 ²⁵	
1627	Magnesium formate dihydrate	Mg(CHO ₂) ₂ · 2H ₂ O	6150-82-9	150.370	wh cry	dec				s H ₂ O; i EtOH
1628	Magnesium germanate	Mg ₂ GeO ₄	12025-13-7	185.25	wh prec					i H ₂ O
1629	Magnesium germanide	Mg ₂ Ge	1310-52-7	121.25	cub cry	1117		3.09		
1630	Magnesium hydride	MgH ₂	7693-27-8	26.321	wh tetr cry	327		1.45		reac H ₂ O
1631	Magnesium hydrogen phosphate trihydrate	MgHPO ₄ · 3H ₂ O	7757-86-0	174.331	wh powder	550 dec		2.13		sl H ₂ O; s dil acid
1632	Magnesium hydroxide	Mg(OH) ₂	1309-42-8	58.320	wh hex cry	350		2.37	0.00069 ²⁰	s dil acid
1633	Magnesium iodate tetrahydrate	Mg(IO ₃) ₂ · 4H ₂ O	7790-32-1*	446.172	col monocl cry	210 dec		3.3	11.1 ²⁵	
1634	Magnesium iodide	MgI ₂	10377-58-9	278.114	wh hex cry; hyg	634		4.43	146 ²⁵	
1635	Magnesium iodide hexahydrate	MgI ₂ · 6H ₂ O	66778-21-0	386.205	wh monocl cry			2.35		
1636	Magnesium iodide octahydrate	MgI ₂ · 8H ₂ O	7790-31-0	422.236	wh orth cry; hyg	41 dec		2.10	146 ²⁵	s EtOH
1637	Magnesium metaborate octahydrate	Mg(BO ₂) ₂ · 8H ₂ O	13703-82-7*	254.047	wh pow	988 (anh)				sl H ₂ O
1638	Magnesium metasilicate	MgSiO ₃	13776-74-4	100.389	wh monocl cry	≈1550 dec		3.19		i H ₂ O; sl HF
1639	Magnesium metatitanate	MgTiO ₃	12032-30-3	120.170	col hex cry	1565		3.85		
1640	Magnesium molybdate	MgMoO ₄	12013-21-7	184.24	wh pow	≈1060		2.2	15.9 ²⁵	s H ₂ O
1641	Magnesium nitrate	Mg(NO ₃) ₂	10377-60-3	148.314	wh cub cry			≈2.3	71.2 ²⁵	
1642	Magnesium nitrate dihydrate	Mg(NO ₃) ₂ · 2H ₂ O	15750-45-5	184.345	wh cry	≈100 dec		1.45	71.2 ²⁵	s EtOH
1643	Magnesium nitrate hexahydrate	Mg(NO ₃) ₂ · 6H ₂ O	13446-18-9	256.406	col monocl cry; hyg	≈95 dec		1.46	71.2 ²⁵	s EtOH
1644	Magnesium nitride	Mg ₃ N ₂	12057-71-5	100.928	yel cub cry	≈1500 dec		2.71		
1645	Magnesium nitrite trihydrate	Mg(NO ₂) ₂ · 3H ₂ O	15070-34-5	170.362	wh hyg prisms	100 dec			129.9 ²⁵	s EtOH

No.	Name	Formula	CAS Reg No.	Mol. weight	Physical form	mp/°C	bp/°C	Density g cm ⁻³	Solubility g/100 g H ₂ O	Qualitative solubility
1646	Magnesium orthosilicate	Mg ₂ SiO ₄	26686-77-1	140.694	wh orth cry	1897		3.21		i H ₂ O
1647	Magnesium orthotitanate	Mg ₂ TiO ₄	12032-52-9	160.475	wh cub cry	1840		3.53		
1648	Magnesium oxalate	MgC ₂ O ₄	547-66-0	112.324	wh powder				0.038 ²⁵	
1649	Magnesium oxalate dihydrate	MgC ₂ O ₄ · 2H ₂ O	6150-88-5	148.354	wh powder				0.038 ²⁵	i EtOH; s dil acid
1650	Magnesium oxide	MgO	1309-48-4	40.304	wh cub cry	2825	3600	3.6		sl H ₂ O; i EtOH
1651	Magnesium perborate heptahydrate	Mg(BO ₂) ₂ · 7H ₂ O	14635-87-1	268.030	wh pow					sl H ₂ O
1652	Magnesium perchlorate	Mg(ClO ₄) ₂	10034-81-8	223.206	wh hyg powder	250 dec		2.2	100 ²⁵	
1653	Magnesium perchlorate hexahydrate	Mg(ClO ₄) ₂ · 6H ₂ O	13446-19-0	331.298	wh hyg cry	190 dec		1.98	100 ²⁵	s EtOH
1654	Magnesium permanganate hexahydrate	Mg(MnO ₄) ₂ · 6H ₂ O	10377-62-5	370.268	blue-blk cry	dec		2.18		s H ₂ O
1655	Magnesium peroxide	MgO ₂	1335-26-8	56.304	wh cub cry	100 dec		≈3.0		i H ₂ O; s dil acid
1656	Magnesium phosphate pentahydrate	Mg ₃ (PO ₄) ₂ · 5H ₂ O	7757-87-1*	352.934	wh cry	400 dec			0.00009 ²⁰	s dil acid
1657	Magnesium phosphate octahydrate	Mg ₃ (PO ₄) ₂ · 8H ₂ O	13446-23-6	406.980	wh monoc cry			2.17	0.00009 ²⁰	s acid
1658	Magnesium pyrophosphate	Mg ₂ P ₂ O ₇	13446-24-7	222.553	col monoc plates	1395		2.56		
1659	Magnesium pyrophosphate trihydrate	Mg ₂ P ₂ O ₇ · 3H ₂ O	10102-34-8	276.600	wh powder	100 dec		2.56		i H ₂ O; s acid
1660	Magnesium phosphide	Mg ₃ P ₂	12057-74-8	134.863	yel cub cry			2.06		reac H ₂ O
1661	Magnesium selenate hexahydrate	MgSeO ₄ · 6H ₂ O	13446-28-1	275.35	wh monoc cry			1.928	55.5 ²⁵	
1662	Magnesium selenide	MgSe	1313-04-8	103.27	brn cub cry			4.2		reac H ₂ O
1663	Magnesium selenite hexahydrate	MgSeO ₃ · 6H ₂ O	15593-61-0	259.36	col hex cry			2.09		i H ₂ O; s dil acid
1664	Magnesium hexafluorosilicate hexahydrate	MgSiF ₆ · 6H ₂ O	60950-56-3	274.472	wh cry	120 dec		1.79	39.3 ¹⁸	i EtOH
1665	Magnesium silicide	Mg ₂ Si	22831-39-6	76.696	gray cub cry	1102		1.99		reac H ₂ O
1666	Magnesium stannide	Mg ₂ Sn	1313-08-2	167.320	blue cub cry	771		3.60		s H ₂ O, dil HCl
1667	Magnesium sulfate	MgSO ₄	7487-88-9	120.368	col orth cry	1137		2.66	35.7 ²⁵	
1668	Magnesium sulfate monohydrate	MgSO ₄ · H ₂ O	14168-73-1	138.383	col monoc cry	150 dec		2.57	35.7 ²⁵	
1669	Magnesium sulfate heptahydrate	MgSO ₄ · 7H ₂ O	10034-99-8	246.474	col orth cry	150 dec		1.67	35.7 ²⁵	sl EtOH
1670	Magnesium sulfide	MgS	12032-36-9	56.370	red-brn cub cry	2226		2.68		reac H ₂ O
1671	Magnesium sulfite trihydrate	MgSO ₃ · 3H ₂ O	19086-20-5	158.414	col orth cry			2.12	0.79 ²⁵	
1672	Magnesium sulfite hexahydrate	MgSO ₃ · 6H ₂ O	13446-29-2	212.460	wh hex cry	200 dec		1.72	0.79 ²⁵	i EtOH
1673	Magnesium tetrahydrogen phosphate dihydrate	Mg(H ₂ PO ₄) ₂ · 2H ₂ O	15609-80-0	254.311	wh hyg cry	dec 90				s H ₂ O; i EtOH
1674	Magnesium thiocyanate tetrahydrate	Mg(SCN) ₂ · 4H ₂ O	306-61-6	212.531	wh hyg cry					vs H ₂ O, EtOH
1675	Magnesium thiosulfate hexahydrate	MgS ₂ O ₃ · 6H ₂ O	13446-30-5	244.525	col cry	170 dec		1.82	93 ²⁵	i EtOH
1676	Magnesium trisilicate	Mg ₃ Si ₃ O ₈	14987-04-3	260.862	wh powder					i H ₂ O, EtOH
1677	Magnesium tungstate	MgWO ₄	13573-11-0	272.14	wh monoc cry			6.89	0.016 ²⁰	i EtOH
1678	Magnesium vanadate	Mg ₂ V ₂ O ₇	13568-63-3	262.489	tricl cry			3.1		
1679	Magnesium zirconate	MgZrO ₃	12032-31-4	163.527	col cry	2060		4.23		
1680	Magnesium zirconium silicate	MgO · ZrO ₂ · SiO ₂	52110-05-1	223.612	wh solid					i H ₂ O, alk; sl acid
1681	Manganese	Mn	7439-96-5	54.938	hard gray metal	1246	2061	7.3		s dil acids
1682	Manganocene	Mn(C ₈ H ₈) ₂	1271-27-8	185.124	yel-brn cry	173				s py, thf, sl bz
1683	Manganese antimonide (MnSb)	MnSb	12032-82-5	176.698	hex cry	840		6.9		
1684	Manganese antimonide (Mn ₂ Sb)	Mn ₂ Sb	12032-97-2	231.636	tetr cry	948		7.0		
1685	Manganese boride (MnB)	MnB	12045-15-7	65.749	orth cry	1890		6.45		
1686	Manganese boride (MnB ₂)	MnB ₂	12228-50-1	76.560	hex cry	1827		5.3		
1687	Manganese boride (Mn ₂ B)	Mn ₂ B	12045-16-8	120.687	red-brn tetr cry	1580		7.20		
1688	Manganese carbide	Mn ₃ C	12266-65-8	176.825	refrac solid	1520		6.89		
1689	Manganese carbonyl	Mn ₂ (CO) ₁₀	10170-69-1	389.977	yel monoc cry	154		1.75		i H ₂ O; s os
1690	Manganese pentacarbonyl bromide	Mn(CO) ₅ Br	14516-54-2	274.893	oran-yel cry					s os
1691	Manganese phosphide (MnP)	MnP	12032-78-9	85.912	orth cry	1147		5.49		
1692	Manganese phosphide (Mn ₂ P)	Mn ₂ P	12333-54-9	140.850	hex cry	1327		6.0		
1693	Manganese silicide	MnSi ₂	12032-86-9	111.109	gray solid	1152 dec				
1694	Manganese(II) acetate tetrahydrate	Mn(C ₂ H ₃ O ₂) ₂ · 4H ₂ O	6156-78-1	245.087	red monoc cry	80		1.59		s H ₂ O, EtOH
1695	Manganese(II) bromide	MnBr ₂	13446-03-2	214.746	pink hex cry	698		4.385	151 ²⁵	
1696	Manganese(II) bromide tetrahydrate	MnBr ₂ · 4H ₂ O	10031-20-6	286.808	red hyg cry	64 dec			151 ²⁵	
1697	Manganese(II) carbonate	MnCO ₃	598-62-9	114.947	pink hex cry	>200 dec		3.70	0.00008 ²⁰	s dil acid
1698	Manganese(II) chloride	MnCl ₂	7773-01-5	125.844	pink trig cry; hyg	650	1190	2.977	77.3 ²⁵	s py, EtOH; i eth
1699	Manganese(II) chloride tetrahydrate	MnCl ₂ · 4H ₂ O	13446-34-9	197.906	red monoc cry; hyg	87.5		1.913	77.3 ²⁵	s EtOH; i eth
1700	Manganese(II) dihydrogen phosphate dihydrate	Mn(H ₂ PO ₄) ₂ · 2H ₂ O	18718-07-5	284.944	col hyg cry					s H ₂ O; i EtOH
1701	Manganese(II) fluoride	MnF ₂	7782-64-1	92.935	red tetr cry	900		3.98	1.02 ²⁵	i EtOH
1702	Manganese(II) hydroxide	Mn(OH) ₂	18933-05-6	88.953	pink hex cry	dec		3.26	0.00034 ²⁰	
1703	Manganese(II) hypophosphite monohydrate	Mn(H ₂ PO ₂) ₂ · H ₂ O	10043-84-2	202.931	pink cry	>250			15 ²⁰	s H ₂ O

No.	Name	Formula	CAS Reg No.	Mol. weight	Physical form	mp/°C	bp/°C	Density g cm ⁻³	Solubility g/100 g H ₂ O	Qualitative solubility
1704	Manganese(II) iodide	MnI ₂	7790-33-2	308.747	wh hex cry; hyg	638		5.04		s H ₂ O, EtOH
1705	Manganese(II) iodide tetrahydrate	MnI ₂ · 4H ₂ O	7790-33-2*	380.809	red cry					vs H ₂ O; s EtOH
1706	Manganese(II) metasilicate	MnSiO ₃	7759-00-4	131.022	red orth cry	1291		3.48		i H ₂ O
1707	Manganese(II) molybdate	MnMoO ₄	14013-15-1	214.88	yel monocl cry			4.05		
1708	Manganese(II) nitrate	Mn(NO ₃) ₂	10377-93-2	178.947	col orth cry; hyg			2.2	161 ²⁵	s diox, thf
1709	Manganese(II) nitrate tetrahydrate	Mn(NO ₃) ₂ · 4H ₂ O	20694-39-7	251.009	pink hyg cry	37.1 dec		2.13	161 ²⁵	s EtOH
1710	Manganese(II) nitrate hexahydrate	Mn(NO ₃) ₂ · 6H ₂ O	10377-66-9	287.039	rose monocl cry	28 dec		1.8	161 ²⁵	vs EtOH
1711	Manganese(II) orthosilicate	Mn ₂ SiO ₄	13568-32-6	201.960	orth cry			4.11		i H ₂ O
1712	Manganese(II) oxalate dihydrate	MnC ₂ O ₄ · 2H ₂ O	6556-16-7	178.987	wh cry powder	150 dec		2.45	0.032 ²⁰	s acid
1713	Manganese(II) oxide	MnO	1344-43-0	70.937	grn cub cry or powder	1842		5.37		i H ₂ O; s acid
1714	Manganese(II) perchlorate hexahydrate	Mn(ClO ₄) ₂ · 6H ₂ O	15364-94-0	361.931	pink hex cry			2.10		
1715	Manganese(II) pyrophosphate	Mn ₂ P ₂ O ₇	53731-35-4	283.819	wh monocl cry	1196		3.71		i H ₂ O
1716	Manganese(II) selenide	MnSe	1313-22-0	133.90	gray cub cry	1460		5.45		i H ₂ O
1717	Manganese(II) sulfate	MnSO ₄	7785-87-7	151.001	wh orth cry	700	850 dec	3.25	63.7 ²⁵	
1718	Manganese(II) sulfate monohydrate	MnSO ₄ · H ₂ O	10034-96-5	169.016	red monocl cry			2.95	63.7 ²⁵	i EtOH
1719	Manganese(II) sulfate tetrahydrate	MnSO ₄ · 4H ₂ O	10101-68-5	223.062	red monocl cry	38 dec		2.26	63.7 ²⁵	i EtOH
1720	Manganese(II) sulfide (α form)	MnS	18820-29-6	87.003	grn cub cry	1610		4.0		i H ₂ O; s dil acid
1721	Manganese(II) sulfide (β form)	MnS	18820-29-6	87.003	red cub cry			3.3		i H ₂ O; s dil acid
1722	Manganese(II) sulfide (γ form)	MnS	18820-29-6	87.003	red hex cry			≈3.3		i H ₂ O; s dil acid
1723	Manganese(II) telluride	MnTe	12032-88-1	182.54	hex cry	≈1150		6.0		
1724	Manganese(II) tetraborate octahydrate	MnB ₄ O ₇ · 8H ₂ O	12228-91-0	354.300	red solid					i H ₂ O, EtOH; s dil acid
1725	Manganese(II) titanate	MnTiO ₃	12032-74-5	150.803	red hex cry	1360		4.55		
1726	Manganese(II) tungstate	MnWO ₄	13918-22-4	302.78	wh monocl cry			7.2	0.0054 ²⁰	
1727	Manganese(II,III) oxide	Mn ₃ O ₄	1317-35-7	228.812	brn tetr cry	1567		4.84		i H ₂ O; s HCl
1728	Manganese(III) acetate dihydrate	Mn(C ₂ H ₃ O ₂) ₃ · 2H ₂ O	19513-05-4	268.100	brn cry					s eth, HOAc
1729	Manganese(III) fluoride	MnF ₃	7783-53-1	111.933	red monocl cry; hyg	>600 dec		3.54		reac H ₂ O
1730	Manganese(III) hydroxide	MnO(OH)	1332-63-4	87.945	blk monocl cry	250 dec		≈4.3		i H ₂ O
1731	Manganese(III) oxide	Mn ₂ O ₃	1317-34-6	157.874	blk cub cry	1080 dec		≈5.0		i H ₂ O
1732	Manganese(IV) oxide	MnO ₂	1313-13-9	86.937	blk tetr cry	535 dec		5.08		i H ₂ O, HNO ₃
1733	Manganese(VII) oxide	Mn ₂ O ₇	12057-92-0	221.872	grn oil; exp	5.9	95 exp	2.40		vs H ₂ O
1734	Mendelevium	Md	7440-11-1	258	metal	827				
1735	Mercury	Hg	7439-97-6	200.59	heavy silv liq	-38.8290	356.62	13.5336		i H ₂ O
1736	Dimethyl mercury	Hg(CH ₃) ₂	593-74-8	230.66	liq		93	3.17		i H ₂ O; vs EtOH, eth
1737	Mercury(I) acetate	Hg ₂ (C ₂ H ₃ O ₂) ₂	631-60-7	519.27	col scales	dec				sl H ₂ O; i EtOH, eth
1738	Mercury(I) bromate	Hg ₂ (BrO ₃) ₂	13465-33-3	656.98	col cry	dec				i H ₂ O; sl acid
1739	Mercury(I) bromide	Hg ₂ Br ₂	15385-58-7	560.99	wh tetr cry or powder	345 dec		7.307		i H ₂ O, EtOH, eth
1740	Mercury(I) carbonate	Hg ₂ CO ₃	6824-78-8	461.19	yel-brn cry	130 dec			0.0000045	i EtOH
1741	Mercury(I) chlorate	Hg ₂ (ClO ₃) ₂	10294-44-7	568.08	wh rhom cry	≈250 dec		6.409		sl H ₂ O; s EtOH
1742	Mercury(I) chloride	Hg ₂ Cl ₂	10112-91-1	472.09	wh tetr cry	525 tp	383 sp	7.16	0.0004 ²⁵	i EtOH, eth
1743	Mercury(I) chromate	Hg ₂ CrO ₄	13465-34-4	517.17	brn-red solid					i H ₂ O EtOH; s conc HNO ₃
1744	Mercury(I) fluoride	Hg ₂ F ₂	13967-25-4	439.18	yel cub cry	570 dec	subl	8.73		reac H ₂ O
1745	Mercury(I) iodate	Hg ₂ (IO ₃) ₂	13465-35-5	750.99	yel-wh pow	dec 175			0.0032 ²⁰	
1746	Mercury(I) iodide	Hg ₂ I ₂	15385-57-6	654.99	yel amorp powder	290		7.70		i H ₂ O, EtOH, eth
1747	Mercury(I) nitrate	Hg ₂ (NO ₃) ₂	10415-75-5	525.19	cry					sl H ₂ O
1748	Mercury(I) nitrate dihydrate	Hg ₂ (NO ₃) ₂ · 2H ₂ O	14836-60-3	561.22	col cry	70 dec		4.8		sl H ₂ O
1749	Mercury(I) nitrite	Hg ₂ (NO ₂) ₂	13492-25-6	493.19	yel cry	100 dec		7.3		reac H ₂ O
1750	Mercury(I) oxalate	Hg ₂ C ₂ O ₄	2949-11-3	489.20	cry					i H ₂ O; sl HNO ₃
1751	Mercury(I) oxide	Hg ₂ O	15829-53-5	417.18	prob mixture of HgO+Hg	100 dec		9.8		i H ₂ O; s HNO ₃
1752	Mercury(I) perchlorate tetrahydrate	Hg ₂ (ClO ₄) ₂ · 4H ₂ O	65202-12-2	672.14	cry	64			442 ²⁵	
1753	Mercury(I) sulfate	Hg ₂ SO ₄	7783-36-0	497.24	wh-yel cry powder			7.56	0.051 ²⁵	s dil HNO ₃
1754	Mercury(I) sulfide	Hg ₂ S	51595-71-2	433.25	unstab blk pow	dec				i H ₂ O
1755	Mercury(I) thiocyanate	Hg ₂ (SCN) ₂	13465-37-7	517.34	col powder	dec			0.03 ²⁵	s HCl, KCNS
1756	Mercury(I) tungstate	Hg ₂ WO ₄	38705-19-0	649.02	yel amorp solid	dec				i H ₂ O, EtOH
1757	Mercury(II) acetate	Hg(C ₂ H ₃ O ₂) ₂	1600-27-7	318.68	wh-yel cry or powder	179 dec		3.28	25 ¹⁰	s EtOH
1758	Mercury(II) amide chloride	Hg(NH ₂)Cl	10124-48-8	252.07	wh solid		subl	5.38		i H ₂ O, EtOH; s warm acid
1759	Mercury(II) benzoate monohydrate	Hg(C ₆ H ₅ O ₂) ₂ · H ₂ O	32839-04-6	460.83	wh cry	165			1.2 ¹⁵	sl EtOH
1760	Mercury(II) bromate	Hg(BrO ₃) ₂	26522-91-8	456.39	cry	130 dec			0.15	s acid
1761	Mercury(II) bromide	HgBr ₂	7789-47-1	360.40	wh rhomb cry or powder	241	318	6.05	0.61 ²⁵	sl chl; s EtOH, MeOH
1762	Mercury(II) chlorate	Hg(ClO ₃) ₂	13465-30-0	367.49	wh needles	dec		4.998	25	

No.	Name	Formula	CAS Reg No.	Mol. weight	Physical form	mp/°C	bp/°C	Density g cm ⁻³	Solubility g/100 g H ₂ O	Qualitative solubility
1763	Mercury(II) chloride	HgCl ₂	7487-94-7	271.50	wh orth cry	277	304	5.6	7.31 ²⁵	sl bz; s EtOH, MeOH, ace, eth
1764	Mercury(II) chromate	HgCrO ₄	13444-75-2	316.58	red monocl cry			6.06		sl H ₂ O
1765	Mercury(II) cyanide	Hg(CN) ₂	592-04-1	252.62	col tetr cry	320 dec		4.00	11.4 ²⁵	s EtOH; sl eth
1766	Mercury(II) dichromate	HgCr ₂ O ₇	7789-10-8	416.58	red cry powder					i H ₂ O; s acid
1767	Mercury(II) fluoride	HgF ₂	7783-39-3	238.59	wh cub cry; hyg	645 dec		8.95		react H ₂ O
1768	Mercury(II) fulminate	Hg(CNO) ₂	628-86-4	284.62	gray cry	exp		4.42		sl H ₂ O; s EtOH, NH ₄ OH
1769	Mercury(II) hydrogen arsenate	HgHAsO ₄	7784-37-4	340.52	yel powder					i H ₂ O; s acid
1770	Mercury(II) iodate	Hg(IO ₃) ₂	7783-32-6	550.40	wh powder	175 dec				i H ₂ O
1771	Mercury(II) iodide (yellow)	HgI ₂	7774-29-0	454.40	yel tetr cry or powder	256	351	6.28	0.0055 ²⁵	sl EtOH, ace, eth
1772	Mercury(II) iodide (red)	HgI ₂	7774-29-0	454.40	red pow	trans to yel 127			0.006 ²⁵	sl EtOH, ace, eth, chl
1773	Mercury(II) nitrate	Hg(NO ₃) ₂	10045-94-0	324.60	col hyg cry	79		4.3		s H ₂ O; i EtOH
1774	Mercury(II) nitrate monohydrate	Hg(NO ₃) ₂ · H ₂ O	7783-34-8	342.62	wh-yel hyg cry			4.3		s H ₂ O; dil acid
1775	Mercury(II) nitrate dihydrate	Hg(NO ₃) ₂ · 2H ₂ O	22852-67-1	360.63	monocl cry			4.78		s H ₂ O
1776	Mercury(II) oxalate	HgC ₂ O ₄	3444-13-1	288.61	powder	165 dec				i H ₂ O
1777	Mercury(II) oxide	HgO	21908-53-2	216.59	red or yel orth cry	500 dec		11.14		i H ₂ O, EtOH; s dil acid
1778	Mercury(II) oxide sulfate	(Hg ₂ O ₂)SO ₄	1312-03-4	729.83	yel powder					i H ₂ O; s acid
1779	Mercury(II) oxycyanide	Hg(CN) ₂ · HgO	1335-31-5	469.21	wh orth cry	exp		4.44	11.4 ²⁵	
1780	Mercury(II) perchlorate trihydrate	Hg(ClO ₄) ₂ · 3H ₂ O	7616-83-3	453.54	cry					
1781	Mercury(II) phosphate	Hg ₃ (PO ₄) ₂	7782-66-3	791.71	wh-yel powder					i H ₂ O, EtOH; s acid
1782	Mercury(II) selenide	HgSe	20601-83-6	279.55	gray cub cry		subl	8.21		i H ₂ O
1783	Mercury(II) sulfate	HgSO ₄	7783-35-9	296.65	wh monocl cry			6.47		react H ₂ O
1784	Mercury(II) sulfide (black)	HgS	1344-48-5	232.66	blk cub cry or powder	850		7.70		i H ₂ O; s acid, EtOH
1785	Mercury(II) sulfide (red)	HgS	1344-48-5	232.66	red hex cry	trans to blk HgS 344		8.17		i H ₂ O, acid; s aqua regia
1786	Mercury(II) telluride	HgTe	12068-90-5	328.19	gray cub cry	673		8.63		
1787	Mercury(II) thiocyanate	Hg(SCN) ₂	592-85-8	316.75	monocl cry	≈165 dec		3.71	0.070 ²⁵	s dil HCl
1788	Mercury(II) tungstate	HgWO ₄	37913-38-5	448.43	yel cry	dec				i H ₂ O, EtOH
1789	Molybdenum	Mo	7439-98-7	95.94	gray-blk metal; cub	2623	4639	10.2		i H ₂ O, dil acid, alk
1790	Molybdophosphoric acid	H ₃ P(Mo ₃ O ₁₀) ₄	51429-74-4	1825.25	bright yel cry					
1791	Molybdenum boride (Mo ₂ B)	Mo ₂ B	12006-99-4	202.69	refrac tetr cry	2000		9.2		
1792	Molybdenum boride (Mo ₂ B ₃)	Mo ₂ B ₃	12007-97-5	245.94	refrac hex cry	1600		≈7.2		
1793	Molybdenum carbide (MoC)	MoC	12011-97-1	107.95	refrac solid; cub	2577				
1794	Molybdenum carbide (Mo ₂ C)	Mo ₂ C	12069-89-5	203.89	gray orth cry	2687		9.18		
1795	Molybdenum carbonyl	Mo(CO) ₆	13939-06-5	264.00	wh orth cry	148	155 dec	1.96		i H ₂ O; s bz; sl eth
1796	Molybdenum nitride (MoN)	MoN	12033-19-1	109.95	hex cry	1750		9.20		
1797	Molybdenum nitride (Mo ₂ N)	Mo ₂ N	12033-31-7	205.89	gray cub cry	790 dec		9.46		
1798	Molybdenum phosphide	MoP	12163-69-8	126.91	blk hex cry			7.34		
1799	Molybdenum silicide (MoSi ₂)	MoSi ₂	12136-78-6	152.11	gray tetr cry	≈1900		6.2		i H ₂ O; s HF
1800	Molybdenum(II) bromide	MoBr ₂	13446-56-5	255.75	yel-red cry	dec 700		4.88		i H ₂ O, EtOH
1801	Molybdenum(II) chloride	MoCl ₂	13478-17-6	166.85	yel cry	dec 500		3.71		i H ₂ O
1802	Molybdenum(II) iodide	MoI ₂	14055-74-4	349.75	blk hyg cry	700		5.28		i H ₂ O
1803	Molybdenum(III) bromide	MoBr ₃	13446-57-6	335.65	grn hex cry	dec 500		4.89		i H ₂ O, EtOH
1804	Molybdenum(III) chloride	MoCl ₃	13478-18-7	202.30	dark red monocl cry	dec 400		3.74		i H ₂ O, os
1805	Molybdenum(III) fluoride	MoF ₃	20193-58-2	152.94	yel-brn hex cry	>600		4.64		i H ₂ O
1806	Molybdenum(III) iodide	MoI ₃	14055-75-5	476.65	blk solid	927				i H ₂ O
1807	Molybdenum(III) oxide	Mo ₂ O ₃	1313-29-7	239.88	gray-blk powder					i H ₂ O; sl acid
1808	Molybdenum(IV) bromide	MoBr ₄	13520-59-7	415.56	blk cry	dec 110				react H ₂ O
1809	Molybdenum(IV) chloride	MoCl ₄	13320-71-3	237.75	blk cry	317				react H ₂ O, sl chl; i eth, bz
1810	Molybdenum(IV) fluoride	MoF ₄	23412-45-5	171.93	grn cry	dec				react H ₂ O
1811	Molybdenum(IV) iodide	MoI ₄	14055-76-6	603.56	blk cry	dec 100				i H ₂ O
1812	Molybdenum(IV) oxide	MoO ₂	18868-43-4	127.94	brn-viol tetr cry	≈1800 dec		6.47		i H ₂ O, acid, alk
1813	Molybdenum(IV) selenide	MoSe ₂	12058-18-3	253.86	gray hex cry	>1200		6.90		
1814	Molybdenum(IV) sulfide	MoS ₂	1317-33-5	160.07	blk powder or hex cry	1750		5.06		i H ₂ O; s conc acid
1815	Molybdenum(IV) telluride	MoTe ₂	12058-20-7	351.14	gray hex cry			7.7		
1816	Molybdenum(V) chloride	MoCl ₅	10241-05-1	273.21	grn-blk monocl cry; hyg	194	268	2.93		react H ₂ O; s EtOH, eth
1817	Molybdenum(V) fluoride	MoF ₅	13819-84-6	190.93	yel monocl cry	67	213.6	3.5		react H ₂ O
1818	Molybdenum(V) oxytrichloride	MoOCl ₃	13814-74-9	218.30	blk monocl cry	310	subl			react H ₂ O
1819	Molybdenum(VI) acid monohydrate	H ₂ MoO ₄ · H ₂ O	7782-91-4	179.97	wh powder			3.1		sl H ₂ O; s alk

No.	Name	Formula	CAS Reg No.	Mol. weight	Physical form	mp/°C	bp/°C	Density g cm ⁻³	Solubility g/100 g H ₂ O	Qualitative solubility
1820	Molybdenum(VI) dioxydichloride	MoO ₂ Cl ₂	13637-68-8	198.85	yel-oran solid	176	250	3.31		reac H ₂ O
1821	Molybdenum(VI) dioxydifluoride	MoO ₂ F ₂	13824-57-2	165.94	pale lilac cry	subl 270		3.5		i MeCN, chl; sl HF
1822	Molybdenum(VI) fluoride	MoF ₆	7783-77-9	209.93	wh cub cry or col liq; hyg	17.5	34.0	2.54		reac H ₂ O; vs hex, ctc
1823	Molybdenum(VI) metaphosphate	Mo(PO ₃) ₆	133863-98-6	569.77	yel powder			3.28		i H ₂ O, acid
1824	Molybdenum(VI) oxide	MoO ₃	1313-27-5	143.94	wh-yel rhomb cry	802	1155	4.70	0.14 ²⁰	sl H ₂ O; s alk, acid
1825	Molybdenum(VI) oxytetrachloride	MoOCl ₄	13814-75-0	253.75	grn hyg powder	105	159			
1826	Molybdenum(VI) oxytetrafluoride	MoOF ₄	14459-59-7	187.93	volatile solid	97.2	186.0			
1827	Molybdenum(VI) sulfide	MoS ₃	12033-29-3	192.14	blk solid	350 dec				i H ₂ O, os
1828	Neodymium	Nd	7440-00-8	144.242	silv metal; hex	1016	3074	7.01		
1829	Neodymium boride	NdB ₃	12008-23-0	209.108	blk cub cry	2610		4.93		
1830	Neodymium nitride	NdN	25764-11-8	158.249	blk cub cry			7.69		
1831	Neodymium(II) acetate	Nd(C ₂ H ₃ O ₂) ₂	6192-13-8	321.373	red-purp cry					s H ₂ O
1832	Neodymium(II) chloride	NdCl ₂	25469-93-6	215.148	grn hyg solid	841				
1833	Neodymium(III) bromate nonahydrate	Nd(BrO ₃) ₃ · 9H ₂ O	15162-92-2	690.086	red hex cry	66 dec				
1834	Neodymium(III) bromide	NdBr ₃	13536-80-6	383.954	viol orth cry; hyg	682	1540	5.3		s H ₂ O
1835	Neodymium(III) chloride	NdCl ₃	10024-93-8	250.601	viol hex cry	759	1600	4.13	100 ²⁵	vs EtOH; i eth, chl
1836	Neodymium(III) chloride hexahydrate	NdCl ₃ · 6H ₂ O	13477-89-9	358.692	purp cry	124 dec		2.3	100 ²⁵	s EtOH
1837	Neodymium(III) fluoride	NdF ₃	13709-42-7	201.237	viol hex cry; hyg	1377	2300	6.51		i H ₂ O
1838	Neodymium(III) hydroxide	Nd(OH) ₃	16469-17-3	195.264	blue solid	dec 210				i H ₂ O
1839	Neodymium(III) iodide	NdI ₃	13813-24-6	524.955	grn orth cry; hyg	787		5.85		s H ₂ O
1840	Neodymium(III) nitrate	Nd(NO ₃) ₃	10045-95-1	330.257	viol hyg. cry				152 ²⁵	s EtOH
1841	Neodymium(III) nitrate hexahydrate	Nd(NO ₃) ₃ · 6H ₂ O	14517-29-4	438.348	purp hyg cry				152 ²⁵	s EtOH, ace
1842	Neodymium(III) oxide	Nd ₂ O ₃	1313-97-9	336.482	blue hex cry; hyg	2233	3760	7.24		i H ₂ O; s dil acid
1843	Neodymium(III) sulfate	Nd ₂ (SO ₄) ₃	13477-91-3	576.672	pink needles	~700 dec			7.1 ²⁰	
1844	Neodymium(III) sulfate octahydrate	Nd ₂ (SO ₄) ₃ · 8H ₂ O	13477-91-3	720.794	red cry	350 dec		2.85		sl H ₂ O
1845	Neodymium(III) sulfide	Nd ₂ S ₃	12035-32-4	384.679	orth cry	2207		5.46		
1846	Neodymium(III) telluride	Nd ₂ Te ₃	12035-35-7	671.28	gray orth cry	1377		7.0		
1847	Neodymium(III) tris(cyclopentadienyl)	Nd(C ₅ H ₅) ₃	1273-98-9	339.522	red-blue cry	380				s thf
1848	Neon	Ne	7440-01-9	20.180	col gas	-248.609 tp (43 kPa)	-246.053	0.825 g/L		sl H ₂ O
1849	Neptunium	Np	7439-99-8	237	silv metal	644		20.2		s HCl
1850	Neptunium(IV) oxide	NpO ₂	12035-79-9	269	grn cub cry	2547		11.1		
1851	Nickel	Ni	7440-02-0	58.693	wh metal; cub	1455	2913	8.90		i H ₂ O; sl dil acid
1852	Nickelocene	Ni(C ₂ H ₅) ₂	1271-28-9	188.879	grn cry	173				
1853	Nickel aluminide (NiAl)	NiAl	12003-78-0	85.675	metallic solid	1638				
1854	Nickel antimonide	NiSb	12035-52-8	180.453	hex cry	1147		8.74		
1855	Nickel arsenide	NiAs	27016-75-7	133.615	hex cry	967		7.77		
1856	Nickel boride (NiB)	NiB	12007-00-0	69.504	grn refrac solid	1035		7.13		
1857	Nickel boride (Ni ₂ B)	Ni ₂ B	12007-01-1	128.198	refrac solid	1125		7.90		
1858	Nickel boride (Ni ₃ B)	Ni ₃ B	12007-02-2	186.891	refrac solid	1166		8.17		
1859	Nickel carbonyl	Ni(CO) ₄	13463-39-3	170.734	col liq	-19.3	42.1 (exp =60)	1.31		i H ₂ O; s EtOH, bz, ace, ctc
1860	Nickel phosphide	Ni ₃ P	12035-64-2	148.361	hex cry	1100		7.33		
1861	Nickel silicide (NiSi ₂)	NiSi ₂	12201-89-7	114.864	cub cry	993		4.83		
1862	Nickel silicide (Ni ₂ Si)	Ni ₂ Si	12059-14-2	145.473	orth cry	1255		7.40		
1863	Nickel subsulfide	Ni ₃ S ₂	12035-72-2	240.210	yel hex cry	789		5.87		
1864	Nickel(II) acetate tetrahydrate	Ni(C ₂ H ₃ O ₂) ₂ · 4H ₂ O	6018-89-9	248.842	grn monoc cry	250 dec		1.74	16 ²⁰	s H ₂ O, EtOH
1865	Nickel(II) ammonium chloride hexahydrate	NH ₄ NiCl ₃ · 6H ₂ O	16122-03-5*	291.182	grn hyg cry			1.65		s H ₂ O
1866	Nickel(II) ammonium sulfate	Ni(NH ₄) ₂ (SO ₄) ₂	15699-18-0	286.895	blue-grn cry	dec 250				sl H ₂ O
1867	Nickel(II) ammonium sulfate hexahydrate	Ni(NH ₄) ₂ (SO ₄) ₂ · 6H ₂ O	7785-20-8	394.987	blue-grn cry	dec 130		1.92	6.5 ²⁰	s H ₂ O; i EtOH
1868	Nickel(II) arsenate octahydrate	Ni ₃ (AsO ₄) ₂ · 8H ₂ O	7784-48-7	598.040	yel-grn powder	dec		4.98		i H ₂ O; s acid
1869	Nickel(II) bromide	NiBr ₂	13462-88-9	218.501	yel hex cry; hyg	963	subl	5.10	131 ²⁰	
1870	Nickel(II) bromide trihydrate	NiBr ₂ · 3H ₂ O	13462-88-9*	272.547	yel-grn hyg cry	200 dec				vs H ₂ O; s EtOH, eth
1871	Nickel(II) carbonate	NiCO ₃	3333-67-3	118.702	grn rhomb cry			4.389	0.0043 ²⁰	s dil acid
1872	Nickel(II) chlorate hexahydrate	Ni(ClO ₄) ₂ · 6H ₂ O	13477-94-6	333.687	grn cub cry	dec 80		2.07		vs H ₂ O
1873	Nickel(II) chloride	NiCl ₂	7718-54-9	129.599	yel hex cry; hyg	1031	985 sp	3.51	67.5 ²⁵	s EtOH
1874	Nickel(II) chloride hexahydrate	NiCl ₂ · 6H ₂ O	7791-20-0	237.690	grn monoc cry				67.5 ²⁵	s EtOH
1875	Nickel(II) chromate	NiCrO ₄	14721-18-7	174.687	red solid					sl H ₂ O
1876	Nickel(II) cyanide tetrahydrate	Ni(CN) ₂ · 4H ₂ O	13477-95-7	182.789	grn plates	200 dec				i H ₂ O; sl dil acid; s NH ₄ OH
1877	Nickel(II) fluoride	NiF ₂	10028-18-9	96.690	yel tet cry	1380		4.7	2.56 ²⁵	i EtOH, eth
1878	Nickel(II) fluoride tetrahydrate	NiF ₂ · 4H ₂ O	13940-83-5	168.752	grn pow					sl H ₂ O

No.	Name	Formula	CAS Reg No.	Mol. weight	Physical form	mp/°C	bp/°C	Density g cm ⁻³	Solubility g/100 g H ₂ O	Qualitative solubility
1879	Nickel(II) hydroxide	Ni(OH) ₂	12054-48-7	92.708	grn hex cry	230 dec		4.1	0.00015 ²⁰	
1880	Nickel(II) hydroxide monohydrate	Ni(OH) ₂ · H ₂ O	36897-37-7	110.723	grn powder				0.00015 ²⁰	s dil acid
1881	Nickel(II) iodate	Ni(IO ₃) ₂	13477-98-0	408.498	yel needles			5.07	1.1 ³⁰	sl H ₂ O
1882	Nickel(II) iodate tetrahydrate	Ni(IO ₃) ₂ · 4H ₂ O	13477-99-1	480.560	yel hex cry	dec 100		5.07		sl H ₂ O
1883	Nickel(II) iodide	NiI ₂	13462-90-3	312.502	blk hex cry; hyg	800	subl	5.22	154 ²⁵	
1884	Nickel(II) iodide hexahydrate	NiI ₂ · 6H ₂ O	7790-34-3	420.593	grn monocl cry; hyg				154 ²⁵	vs EtOH
1885	Nickel(II) nitrate	Ni(NO ₃) ₂	13138-45-9	182.702	grn cry				99.2 ²⁵	s EtOH
1886	Nickel(II) nitrate hexahydrate	Ni(NO ₃) ₂ · 6H ₂ O	13478-00-7	290.794	grn monocl cry; hyg	56 dec		2.05	99.2 ²⁵	s EtOH
1887	Nickel(II) oxalate dihydrate	NiC ₂ O ₄ · 2H ₂ O	6018-94-6	182.742	grn-wh solid	dec 150			0.0012 ²⁵	i H ₂ O; s acid, NH ₄ OH
1888	Nickel(II) oxide	NiO	1313-99-1	74.692	grn cub cry	1957		6.72		i H ₂ O; s acid
1889	Nickel(II) perchlorate hexahydrate	Ni(ClO ₄) ₂ · 6H ₂ O	13637-71-3*	365.686	grn hex needles	140			158.8 ²⁵	s EtOH, ace
1890	Nickel(II) phosphate octahydrate	Ni ₃ (PO ₄) ₂ · 8H ₂ O	10381-36-9*	510.145	grn plates					s acid
1891	Nickel(II) selenate hexahydrate	NiSeO ₄ · 6H ₂ O	15060-62-5*	309.74	grn tetr cry			2.314	35.5 ²⁰	
1892	Nickel(II) selenide	NiSe	1314-05-2	137.65	yel-grn hex cry	980		7.2		
1893	Nickel(II) stannate dihydrate	NiSnO ₃ · 2H ₂ O	12035-38-0	261.432	grn pow	dec 120				
1894	Nickel(II) sulfate	NiSO ₄	7786-81-4	154.756	grn-yel orth cry	840 dec		4.01	40.4 ²⁵	
1895	Nickel(II) sulfate hexahydrate	NiSO ₄ · 6H ₂ O	10101-97-0	262.847	blue-grn tetr cry	≈100 dec		2.07	40.4 ²⁵	sl EtOH
1896	Nickel(II) sulfate heptahydrate	NiSO ₄ · 7H ₂ O	10101-98-1	280.862	grn orth cry			1.98	40.4 ²⁵	s EtOH
1897	Nickel(II) sulfide	NiS	16812-54-7	90.758	yel hex cry	976		5.5		i H ₂ O
1898	Nickel(II) thiocyanate	Ni(SCN) ₂	13689-92-4	174.857	grn pwd				55.0 ²⁵	
1899	Nickel(II) titanate	NiTiO ₃	12035-39-1	154.558	brn hex cry			5.0		
1900	Nickel(II,III) sulfide	Ni ₃ S ₄	12137-12-1	304.340	cub cry	995		4.77		
1901	Nickel(III) oxide	Ni ₂ O ₃	1314-06-3	165.385	gray-blk cub cry	≈600 dec				i H ₂ O; s hot acid
1902	Niobium	Nb	7440-03-1	92.906	gray metal; cub	2477	4744	8.57		i acid
1903	Niobocene dichloride	Nb(C ₂ H ₅) ₂ Cl ₂	12793-14-5	293.998	hyg blk cry					sl tol
1904	Niobium boride (NbB)	NbB	12045-19-1	103.717	gray orth cry	2270		7.5		
1905	Niobium boride (NbB ₂)	NbB ₂	12007-29-3	114.528	gray hex cry	3050		6.97		
1906	Niobium carbide (NbC)	NbC	12069-94-2	104.917	gray cub cry	3608	4300	7.82		i H ₂ O, acid
1907	Niobium carbide (Nb ₂ C)	Nb ₂ C	12011-99-3	197.824	refrac hex cry	3080		7.8		i H ₂ O
1908	Niobium nitride	NbN	24621-21-4	106.913	gray cry; cub	2300		8.47		i HCl, acid
1909	Niobium phosphide	NbP	12034-66-1	123.880	tetr cry			6.5		
1910	Niobium silicide	NbSi ₂	12034-80-9	149.077	gray hex cry	1950		5.7		
1911	Niobium(II) oxide	NbO	12034-57-0	108.905	gray cub cry	1937		7.30		
1912	Niobium(III) bromide	NbBr ₃	15752-41-7	332.618	dark brn solid		subl 400			
1913	Niobium(III) chloride	NbCl ₃	13569-59-0	199.265	blk solid					
1914	Niobium(III) fluoride	NbF ₃	15195-53-6	149.901	blue cub cry			4.2		
1915	Niobium(III) iodide	NbI ₃	13870-20-7	473.619	blk solid	dec 510				
1916	Niobium(IV) bromide	NbBr ₄	13842-75-6	412.522	dark brn cry		subl 300	4.72		reac H ₂ O
1917	Niobium(IV) chloride	NbCl ₄	13569-70-5	234.718	viol-blk monocl cry	dec 800	275 subl	3.2		reac H ₂ O
1918	Niobium(IV) fluoride	NbF ₄	13842-88-1	168.900	blk tetr cry; hyg	>350 dec		4.01		
1919	Niobium(IV) iodide	NbI ₄	13870-21-8	600.524	gray orth cry	503		5.6		reac H ₂ O
1920	Niobium(IV) oxide	NbO ₂	12034-59-2	124.905	wh tetr cry or powder	1901		5.9		
1921	Niobium(IV) selenide	NbSe ₂	12034-77-4	250.83	gray hex cry	>1300		6.3		
1922	Niobium(IV) sulfide	NbS ₂	12136-97-9	157.036	blk rhomb cry			4.4		
1923	Niobium(IV) telluride	NbTe ₂	12034-83-2	348.11	hex cry			7.6		
1924	Niobium(V) bromide	NbBr ₅	13478-45-0	492.426	oran orth cry	265.2	361.6	4.36		s H ₂ O, EtOH
1925	Niobium(V) chloride	NbCl ₅	10026-12-7	270.171	yel monocl cry; hyg	205.8	247.4	2.78		reac H ₂ O; s HCl, etc
1926	Niobium(V) dioxyfluoride	NbO ₂ F	15195-33-2	143.903	wh cub cry			4.0		
1927	Niobium(V) ethoxide	Nb(OC ₂ H ₅) ₅	3236-82-6	318.209	col hyg liq	5	203	1.258		reac H ₂ O; s peth
1928	Niobium(V) fluoride	NbF ₅	7783-68-8	187.898	col monocl cry; hyg	80	234	2.70		reac H ₂ O; sl CS ₂ , chl
1929	Niobium(V) iodide	NbI ₅	13779-92-5	727.428	yel-blk monocl cry	327		5.32		reac H ₂ O
1930	Niobium(V) oxide	Nb ₂ O ₅	1313-96-8	265.810	wh orth cry	1500		4.47		i H ₂ O; s HF
1931	Niobium(V) oxybromide	NbOBr ₃	14459-75-7	348.617	yel-brn cry	≈320 dec	subl			
1932	Niobium(V) oxychloride	NbOCl ₃	13597-20-1	215.264	wh tetr cry		subl	3.72		
1933	Nitrogen	N ₂	7727-37-9	28.013	col gas	-210.0	-195.798	1.145 g/L		sl H ₂ O; i EtOH
1934	Nitramide	NO ₂ NH ₂	7782-94-7	62.028	unstab wh cry	72 dec				s H ₂ O, EtOH, ace, eth; i chl
1935	Nitric acid	HNO ₃	7697-37-2	63.013	col liq; hyg	-41.6	83	1.5129 ²⁰		vs H ₂ O
1936	Nitrous acid	HNO ₂	7782-77-6	47.014	stab only in soln					
1937	Nitrous oxide	N ₂ O	10024-97-2	44.012	col gas	-90.8	-88.48	1.799 g/L		sl H ₂ O; s EtOH, eth
1938	Nitric oxide	NO	10102-43-9	30.006	col gas	-163.6	-151.74	1.226 g/L		sl H ₂ O

No.	Name	Formula	CAS Reg No.	Mol. weight	Physical form	mp/°C	bp/°C	Density g cm ⁻³	Solubility g/100 g H ₂ O	Qualitative solubility
1939	Nitrogen dioxide	NO ₂	10102-44-0	46.006	brn gas; equil with N ₂ O ₄		see N ₂ O ₄	1.880 g/L		reac H ₂ O
1940	Nitrogen trioxide	N ₂ O ₃	10544-73-7	76.011	blue solid or liq (low temp)	-101.1	≈3 dec	1.4 ²		reac H ₂ O
1941	Nitrogen tetroxide	N ₂ O ₄	10544-72-6	92.011	col liq; equil with NO ₂	-9.3	21.15	1.45 ²⁰		reac H ₂ O
1942	Nitrogen pentoxide	N ₂ O ₅	10102-03-1	108.010	col hex cry		33 sp	2.0		s chl; sl ctc
1943	Nitrogen tribromide	NBr ₃	15162-90-0	253.719	unstab solid	exp -100				
1944	Nitrogen trichloride	NCl ₃	10025-85-1	120.366	yel oily liq; exp	-40	71	1.653		i H ₂ O; s CS ₂ , bz, ctc
1945	Nitrogen trifluoride	NF ₃	7783-54-2	71.002	col gas	-206.79	-128.75	2.902 g/L		i H ₂ O
1946	Nitrogen triiodide	NI ₃	13444-85-4	394.720	unstab blk cry; exp					
1947	Nitrogen chloride difluoride	NOClF ₂	13637-87-1	87.457	col gas	-195	-67	3.575 g/L		
1948	Chloramine	NH ₂ Cl	10599-90-3	51.476	yel liq	-66				s H ₂ O, EtOH, eth; sl bz, ctc
1949	Fluoramine	NH ₂ F	15861-05-9	35.021	unstab gas	≈-110		1.431 g/L		
1950	Difluoramine	NHF ₂	10405-27-3	53.012	col gas	-116	-23	2.167 g/L		
1951	cis-Difluorodiazine	N ₂ F ₂	13812-43-6	66.010	col gas	<-195	-105.75	2.698 g/L		
1952	trans-Difluorodiazine	N ₂ F ₂	13776-62-0	66.010	col gas	-172	-111.45	2.698 g/L		
1953	Tetrafluorohydrazine	N ₂ F ₄	10036-47-2	104.007	col gas	-164.5	-74	4.251 g/L		
1954	Nitrosyl bromide	NOBr	13444-87-6	109.910	red gas	-56	≈0	4.492 g/L		reac H ₂ O
1955	Nitrosyl chloride	NOCl	2696-92-6	65.459	yel gas	-59.6	-5.5	2.676 g/L		reac H ₂ O
1956	Nitrosyl fluoride	NOF	7789-25-5	49.004	col gas	-132.5	-59.9	2.003 g/L		
1957	Trifluoramine oxide	NOF ₃	13847-65-9	87.001	col gas	-161	-87.5	3.556 g/L		
1958	Nitryl chloride	NO ₂ Cl	13444-90-1	81.459	col gas	-145	-15	3.330 g/L		
1959	Nitryl fluoride	NO ₂ F	10022-50-1	65.004	col gas	-166	-72.4	2.657 g/L		reac H ₂ O
1960	Nitrogen selenide	N ₄ Se ₄	12033-88-4	371.87	red monocl cry; hyg	exp		4.2		i H ₂ O, eth, EtOH; sl bz, CS ₂
1961	Nobelium	No	10028-14-5	259.000	metal	827				
1962	Osmium	Os	7440-04-2	190.23	blue-wh metal; hex	3033	5012	22.587 ²⁰		s aqua regia
1963	Osmocene	Os(C ₂ H ₅) ₂	1273-81-0	320.42	col cry	229				
1964	Osmium carbonyl	Os ₅ (CO) ₁₂	15696-40-9	906.81	yel cry	224		3.48		
1965	Osmium pentacarbonyl	Os(CO) ₅	16406-49-8	330.28	col liq	-15	dec 100			s os
1966	Osmium nonacarbonyl	Os ₃ (CO) ₉	28411-13-4	632.55	oran-yel cry	65 dec				s hc
1967	Osmium(II) chloride	OsCl ₂	13444-92-3	261.14	hyg brn solid	dec >450				s EtOH, eth
1968	Osmium(III) bromide	OsBr ₃	59201-51-3	429.94	dark gray cry	340 dec				i H ₂ O, os, acid
1969	Osmium(III) chloride	OsCl ₃	13444-93-4	296.59	gray cub cry	450 dec				i H ₂ O, os; s conc acid
1970	Osmium(IV) chloride	OsCl ₄	10026-01-4	332.04	red-blk orth cry	323 dec		4.38		reac H ₂ O; i os
1971	Osmium(IV) fluoride	OsF ₄	54120-05-7	266.22	yel cry	230				reac H ₂ O
1972	Osmium(IV) oxide	OsO ₂	12036-02-1	222.23	yel-brn tetr cry	dec 500		11.4		i H ₂ O, acid
1973	Osmium(V) fluoride	OsF ₅	31576-40-6	285.22	hyg blue-grn cry	70	233			reac H ₂ O
1974	Osmium(VI) fluoride	OsF ₆	13768-38-2	304.22	yel cub cry	33.4	47.5	4.1		reac H ₂ O
1975	Osmium(VI) tetrachloride oxide	OsOCl ₄	36509-15-6	348.04	dark brn hyg cry	32	200			reac H ₂ O; s hc
1976	Osmium(VIII) oxide	OsO ₄	20816-12-0	254.23	yel monocl cry	40.6	131.2	5.1	6.44 ²⁰	sl H ₂ O; s ctc, bz, EtOH, eth
1977	Oxygen	O ₂	7782-44-7	31.999	col gas	-218.79	-182.953	1.308 g/L		sl H ₂ O, EtOH, os
1978	Ozone	O ₃	10028-15-6	47.998	blue gas	-193	-111.35	1.962 g/L		sl H ₂ O
1979	Palladium	Pd	7440-05-3	106.42	silv-wh metal; cub	1554.8	2963	12.0		s aqua regia
1980	Palladium(II) acetate	Pd(C ₂ H ₃ O ₂) ₂	3375-31-3	224.51	oran-brn cry	205 dec				i H ₂ O; s MeCN, eth, ace
1981	Palladium(II) bromide	PdBr ₂	13444-94-5	266.23	red-blk monocl cry; hyg	250 dec		≈5.2		i H ₂ O
1982	Palladium(II) chloride	PdCl ₂	7647-10-1	177.33	red rhomb cry; hyg	679		4.0		s H ₂ O, EtOH, ace
1983	Palladium(II) chloride dihydrate	PdCl ₂ · 2H ₂ O	7647-10-1*	213.36	brn cry					s H ₂ O, EtOH, ace
1984	Palladium(II) cyanide	Pd(CN) ₂	2035-66-7	158.45	yel solid	dec				
1985	Palladium(II) fluoride	PdF ₂	13444-96-7	144.42	viol tetr cry; hyg	952		5.76		reac H ₂ O
1986	Palladium(II) iodide	PdI ₂	7790-38-7	360.23	blk cry	360 dec		6.0		i H ₂ O, EtOH, eth
1987	Palladium(II) nitrate	Pd(NO ₃) ₂	10102-05-3	230.43	brn hyg cry	dec				sl H ₂ O; s dil HNO ₃
1988	Palladium(II) oxide	PdO	1314-08-5	122.42	grn-blk tetr cry	750 dec		8.3		i H ₂ O, acid; sl aqua regia
1989	Palladium(II) 2,4-pentanedioate	Pd(CH ₃ COCHCOCH ₃) ₂	14024-61-4	304.64	oran-yel cry	205 dec				s bz, chl
1990	Palladium(II) sulfate dihydrate	PdSO ₄ · 2H ₂ O	13566-03-5	238.51	grn-brn cry	dec				
1991	Palladium(II) sulfide	PdS	12125-22-3	138.49	gray tetr cry			6.7		
1992	cis-Dichlorodiamminepalladium(II)	Pd(NH ₃) ₂ Cl ₂	15684-18-1	211.39	yel pow				0.025 ²⁵	
1993	trans-Dichlorodiamminepalladium(II)	Pd(NH ₃) ₂ Cl ₂	13782-33-7	211.39	yel solid			2.50		

No.	Name	Formula	CAS Reg No.	Mol. weight	Physical form	mp/°C	bp/°C	Density g cm ⁻³	Solubility g/100 g H ₂ O	Qualitative solubility
1994	Phosphorus (white)	P	7723-14-0	30.974	col waxlike cub cry	44.15	280.5	1.823		i H ₂ O; sl bz, EtOH, chl; s CS ₂
1995	Phosphorus (red)	P	7723-14-0	30.974	red-viol amorp powder	579.2	431 sp	2.16		i H ₂ O, os
1996	Phosphorus (black)	P	7723-14-0	30.974	blk orth cry or amorp solid	610		2.69		i os
1997	Phosphine	PH ₃	7803-51-2	33.998	col gas; flam	-133.8	-87.75	1.390 g/L		i H ₂ O; sl EtOH, eth
1998	Diphosphine	P ₂ H ₄	13445-50-6	65.980	col liq	-99	63.5 dec			reac H ₂ O
1999	Diphosphorus tetrachloride	P ₂ Cl ₄	13497-91-1	203.760	col oily liq	-28	≈180 dec			
2000	Diphosphorus tetrafluoride	P ₂ F ₄	13824-74-3	137.942	col gas	-86.5	-6.2	5.638 g/L		
2001	Diphosphorus tetraiodide	P ₂ I ₄	13455-00-0	569.566	red tricl needles	125.5	dec	3.89		
2002	Phosphonium chloride	PH ₄ Cl	24567-53-1	70.459	gas		-27 sp	2.880 g/L		reac H ₂ O
2003	Phosphonium iodide	PH ₄ I	12125-09-6	161.910	col tetr cry	18.5	62.5	2.86		reac H ₂ O, EtOH
2004	Phosphoric acid	H ₃ PO ₄	7664-38-2	97.995	col visc liq	42.4	407		548 ²⁰	s EtOH
2005	Phosphotungstic acid	H ₃ PW ₁₂ O ₄₀	12067-99-1	2880.05	wh-yel cry	89				vs H ₂ O; s EtOH, eth
2006	Phosphonic acid	H ₃ PO ₃	13598-36-2	81.996	wh hyg cry	74.4	200	1.65	309 ^l	vs EtOH
2007	Phosphinic acid	HPH ₂ O ₂	6303-21-5	65.997	hyg cry or col oily liq	26.5	130	1.49		vs H ₂ O, EtOH, eth
2008	Metaphosphoric acid	HPO ₃	37267-86-0	79.980	gl solid; hyg					sl H ₂ O; s EtOH
2009	Hypophosphoric acid	H ₄ P ₂ O ₆	7803-60-3	161.976	col orth cry	73 dec				vs H ₂ O
2010	Diphosphoric acid	H ₄ P ₂ O ₇	2466-09-3	177.975	wh cry	71.5			709 ²³	
2011	Difluorophosphoric acid	HPO ₂ F ₂	13779-41-4	101.978	col liq	≈-94	110 dec	1.583		reac H ₂ O
2012	Hexafluorophosphoric acid	HPF ₆	16940-81-1	145.972	col oily liq	25 dec				reac H ₂ O
2013	Fluorophosphonic acid	H ₂ PFO ₃	13537-32-1	99.986	col visc liq	<-70		1.82		vs H ₂ O
2014	Phosphorus nitride (P ₂ N ₂)	P ₂ N ₂	12136-91-3	162.955	yel-brn solid	800 dec				i H ₂ O; s os
2015	Phosphorus sesquisulfide	P ₄ S ₃	1314-85-8	220.090	yel-grn orth cry	173	407	2.03		i H ₂ O; s bz; vs CS ₂
2016	Phosphorus heptasulfide	P ₄ S ₇	12037-82-0	348.350	pale yel monocl cry	308	523	2.19		sl CS ₂
2017	Phosphonitrilic chloride trimer	(PNCl ₂) ₃	940-71-6	347.659	wh hyg cry	128.8		1.98		reac H ₂ O
2018	Phosphorus(III) bromide	PBr ₃	7789-60-8	270.686	col liq	-41.5	173.2	2.8		reac H ₂ O, EtOH; s ace, CS ₂
2019	Phosphorus(III) dibromide fluoride	PBr ₂ F	15597-39-4	209.780	col liq	-115	78.5			
2020	Phosphorus(III) bromide difluoride	PBrF ₂	15597-40-7	148.875	col gas	-133.8	-16.1	6.085 g/L		
2021	Phosphorus(III) chloride	PCl ₃	7719-12-2	137.333	col liq	-93	76	1.574		reac H ₂ O, EtOH; s bz, chl, eth
2022	Phosphorus(III) dichloride fluoride	PCl ₂ F	15597-63-4	120.878	col gas	-144	13.85	4.941 g/L		
2023	Phosphorus(III) chloride difluoride	PClF ₂	14335-40-1	104.424	col gas	-164.8	-47.3	4.268 g/L		
2024	Phosphorus(III) fluoride	PF ₃	7783-55-3	87.969	col gas	-151.5	-101.8	3.596 g/L		reac H ₂ O
2025	Phosphorus(III) iodide	PI ₃	13455-01-1	411.687	red-oran hex cry; hyg	61.2	227 dec	4.18		reac H ₂ O; s EtOH
2026	Phosphorus(III) oxide	P ₂ O ₃	1314-24-5	109.946	col monocl cry or liq	23.8	173	2.13		reac H ₂ O
2027	Tetraphosphorus(III) hexoxide	P ₄ O ₆	12440-00-5	219.891	soft wh cry	23.8	175.4			
2028	Phosphorus(III) selenide	P ₂ Se ₃	1314-86-9	298.83	oran-red cry	245	≈380	1.31		reac H ₂ O; s bz, ctc, CS ₂ , ace
2029	Phosphorus(III) sulfide	P ₂ S ₃	12165-69-4	158.143	yel solid	290	490			reac H ₂ O; s EtOH, eth, CS ₂
2030	Phosphorus(V) bromide	PBr ₅	7789-69-7	430.494	yel orth cry, hyg	≈100 dec		3.61		reac H ₂ O, EtOH; s CS ₂ , ctc
2031	Phosphorus(V) tetrabromide fluoride	PBr ₄ F		369.588	pale yel cry	87 dec				
2032	Phosphorus(V) dibromide trifluoride	PBr ₂ F ₃	13445-58-4	247.777	yel-red liq	-20	15 dec			
2033	Phosphorus(V) chloride	PCl ₅	10026-13-8	208.239	wh-yel tetr cry; hyg	167 tp	160 sp	2.1		reac H ₂ O; s CS ₂ , ctc
2034	Phosphorus(V) tetrachloride fluoride	PCl ₄ F	13498-11-8	191.784	col liq	-59	30 dec			
2035	Phosphorus(V) trichloride difluoride	PCl ₃ F ₂	13537-23-0	175.330	col liq	-63				
2036	Phosphorus(V) dichloride trifluoride	PCl ₂ F ₃	13454-99-4	158.875	col gas	-125	7.1	6.494 g/L		
2037	Phosphorus(V) chloride tetrafluoride	PClF ₄	13498-11-8	142.421	col gas	-132	-43.4	5.821 g/L		
2038	Phosphorus(V) fluoride	PF ₅	7647-19-0	125.966	col gas	-93.8	-84.6	5.149 g/L		reac H ₂ O
2039	Phosphorus(V) oxide	P ₂ O ₅	1314-56-3	141.945	wh orth cry; hyg	562	605	2.30		reac H ₂ O, EtOH
2040	Phosphorus(V) selenide	P ₂ Se ₅	1314-82-5	456.75	blk-purp amorp solid					reac hot H ₂ O, ctc; i CS ₂
2041	Phosphorus(V) sulfide	P ₂ S ₅	1314-80-3	222.273	grn-yel hyg cry	285	515	2.03		reac H ₂ O; s CS ₂
2042	Phosphonic difluoride	POF ₂ H	14939-34-5	85.978	volatile liq	>-120	≈60 (gas unstab)			

No.	Name	Formula	CAS Reg No.	Mol. weight	Physical form	mp/°C	bp/°C	Density g cm ⁻³	Solubility g/100 g H ₂ O	Qualitative solubility
2043	Phosphoryl bromide	POBr ₃	7789-59-5	286.685	faint oran plates	55	191.7	2.822		reac H ₂ O; s bz, eth, chl
2044	Phosphoryl dibromide chloride	POBr ₂ Cl	13550-31-7	242.234	yel solid	31	165			
2045	Phosphoryl dibromide fluoride	POBr ₂ F	14014-19-8	225.779	col liq	-117.2	110.1			
2046	Phosphoryl bromide dichloride	POBrCl ₂	13455-03-3	197.783	col liq	11	136.5	2.104 ¹⁴		
2047	Phosphoryl bromide difluoride	POBrF ₂	14014-18-7	164.874	col liq	-84.8	31.6			
2048	Phosphoryl bromide chloride fluoride	POBrClF	14518-81-1	181.328	col liq		79			
2049	Phosphoryl chloride	POCl ₃	10025-87-3	153.332	col liq	1.18	105.5	1.645		reac H ₂ O, EtOH
2050	Phosphoryl dichloride fluoride	POCl ₂ F	13769-76-1	136.877	col liq	-80.1	52.9			
2051	Phosphoryl chloride difluoride	POClF ₂	13769-75-0	120.423	col gas	-96.4	3.1	4.922 g/L		
2052	Phosphoryl fluoride	POF ₃	13478-20-1	103.968	col gas	-39.1 tp	-39.7 sp	4.250 g/L		reac H ₂ O
2053	Phosphoryl iodide	POI ₃	13455-04-4	427.686	viol cry	53				
2054	Phosphorothioic tribromide	PSBr ₃	3931-89-3	302.751	yel cry	37.8	212 dec	2.85		
2055	Phosphorothioic dibromide fluoride	PSBr ₂ F	13706-10-0	241.845	yel liq	-75.2	125.3			
2056	Phosphorothioic bromide difluoride	PSBrF ₂	13706-09-7	180.940	yel liq	-136.9	35.5			
2057	Phosphorothioic trichloride	PSCl ₃	3982-91-0	169.398	fuming liq	-36.2	125	1.635		reac H ₂ O; s bz, ctc, chl, CS ₂
2058	Phosphorothioic dichloride fluoride	PSCl ₂ F	155698-29-6	152.943	col liq	-96.0	64.7			
2059	Phosphorothioic chloride difluoride	PSClF ₂	2524-02-9	136.489	col gas	-155.2	6.3	5.579 g/L		
2060	Phosphorothioic trifluoride	PSF ₃	2404-52-6	120.034	col gas	-148.8	-52.25	4.906 g/L		
2061	Phosphorothioic triiodide	PSI ₃	63972-04-3	443.752	yel cry	48	dec			
2062	Platinum	Pt	7440-06-4	195.084	silv-gray metal; cub	1768.2	3825	21.5		i acid; s aqua regia
2063	Hexachloroplatinic acid	H ₂ PtCl ₆	16941-12-1	409.818	hyg yel-brn cry	60				s H ₂ O, EtOH
2064	Hydrogen hexahydroxyplatinate(IV)	H ₂ Pt(OH) ₆	51850-20-5	299.144	yel needles	dec 100				s H ₂ O, acid, dil alk
2065	Platinum(II) bromide	PtBr ₂	13455-12-4	354.892	red-brn powder	250 dec		6.65		i H ₂ O
2066	Platinum(II) chloride	PtCl ₂	10025-65-7	265.990	grn hex cry	581 dec		6.0		i H ₂ O, EtOH, eth; s HCl
2067	Platinum(II) cyanide	Pt(CN) ₂	592-06-3	247.118	pale yel cry					i H ₂ O, acid, alk
2068	Platinum(II) iodide	PtI ₂	7790-39-8	448.893	blk powder	325 dec		6.4		i H ₂ O
2069	Platinum(II) oxide	PtO	12035-82-4	211.083	blk tetr cry	325 dec		14.1		i H ₂ O, EtOH; s aqua regia
2070	Platinum(II) sulfide	PtS	12038-20-9	227.149	tetr cry			10.25		
2071	Platinum(III) bromide	PtBr ₃	25985-07-3	434.796	grn-blk cry	200 dec				
2072	Platinum(III) chloride	PtCl ₃	25909-39-1	301.443	grn-blk cry	435 dec		5.26		
2073	Platinum(IV) bromide	PtBr ₄	68938-92-1	514.700	brn-blk cry	180 dec			0.41 ²⁰	sl EtOH, eth
2074	Platinum(IV) chloride	PtCl ₄	37773-49-2	336.896	red-brn cub cry	327 dec		4.30	142 ²⁵	
2075	Platinum(IV) chloride pentahydrate	PtCl ₄ · 5H ₂ O	13454-96-1	426.972	red cry			2.43		s H ₂ O, EtOH
2076	Platinum(IV) fluoride	PtF ₄	13455-15-7	271.078	red cry	600				
2077	Platinum(IV) iodide	PtI ₄	7790-46-7	702.702	brn-blk powder	130 dec				s H ₂ O
2078	Platinum(IV) oxide	PtO ₂	1314-15-4	227.083	blk hex cry	450		11.8		i H ₂ O; s conc acid, dil alk
2079	Platinum(IV) sulfide	PtS ₂	12038-21-0	259.214	hex cry			7.85		
2080	Platinum(VI) fluoride	PtF ₆	13693-05-5	309.074	red cub cry	61.3	69.1	≈4.0		
2081	cis-Diamminedichloroplatinum	Pt(NH ₃) ₂ Cl ₂	15663-27-1	300.051	yel solid	270 dec			0.253 ²⁵	
2082	trans-Diamminedichloroplatinum	Pt(NH ₃) ₂ Cl ₂	14913-33-8	300.051	pale yel solid	270 dec			0.036 ²⁵	s DMF, DMSO
2083	Hexachloroplatinic acid hexahydrate	H ₂ PtCl ₆ · 6H ₂ O	16941-12-1	517.909	brn-yel hyg cry	60		2.43	140 ¹⁸	vs EtOH
2084	Platinum silicide	PtSi	12137-83-6	223.170	orth cry	1229		12.4		
2085	Plutonium	Pu	7440-07-5	244	silv-wh metal; monocl	640	3228	19.7		
2086	Plutonium nitride	PuN	12033-54-4	258	gray cub cry	2550		14.4		
2087	Plutonium(II) oxide	PuO	12035-83-5	260	cub cry			14.0		
2088	Plutonium(III) bromide	PuBr ₃	15752-46-2	484	grn orth cry	681		6.75		s H ₂ O
2089	Plutonium(III) chloride	PuCl ₃	13569-62-5	350	grn hex cry	760		5.71		s H ₂ O
2090	Plutonium(III) fluoride	PuF ₃	13842-83-6	301	purp hex cry	1396		9.33		i H ₂ O; sl acid
2091	Plutonium(III) iodide	PuI ₃	13813-46-2	625	grn orth cry; hyg	777		6.92		s H ₂ O
2092	Plutonium(III) oxide	Pu ₂ O ₃	12036-34-9	536	blk cub cry	2085		10.5		
2093	Plutonium(IV) fluoride	PuF ₄	13709-56-3	320	red-brn monocl cry	1037		7.1		
2094	Plutonium(IV) oxide	PuO ₂	12059-95-9	276	yel-brn cub cry	2390		11.5		
2095	Plutonium(VI) fluoride	PuF ₆	13693-06-6	358	red-brn orth cry	51.6		5.08		
2096	Polonium	Po	7440-08-6	209	silv metal; cub	254	962	9.20		
2097	Polonium(IV) chloride	PoCl ₄	10026-02-5	351	yel hyg cry	≈300	390			s H ₂ O, EtOH, ace
2098	Polonium(IV) oxide	Po ₂ O ₃	7446-06-2	241	yel cub cry	500 dec		8.9		
2099	Potassium	K	7440-09-7	39.098	soft silv-wh metal; cub	63.5	759	0.89		reac H ₂ O
2100	Potassium acetate	KC ₂ H ₃ O ₂	127-08-2	98.142	wh hyg cry	309		1.57	269 ²⁵	s EtOH; i eth

No.	Name	Formula	CAS Reg No.	Mol. weight	Physical form	mp/°C	bp/°C	Density g cm ⁻³	Solubility g/100 g H ₂ O	Qualitative solubility
2101	Potassium aluminate trihydrate	K ₂ Al ₂ O ₄ · 3H ₂ O	12003-63-3*	250.204	wh orth cry			2.13		vs H ₂ O; i EtOH
2102	Potassium aluminum silicate	KAlSi ₃ O ₈	1327-44-2	278.332	col monocl cry			2.56		i H ₂ O
2103	Potassium aluminum sulfate	KAl(SO ₄) ₂	10043-67-1	258.205	wh hyg powder				5.9 ²⁰	
2104	Potassium aluminum sulfate dodecahydrate	KAl(SO ₄) ₂ · 12H ₂ O	7784-24-9	474.389	col cry	≈100 dec		1.72	5.9 ²⁰	
2105	Potassium amide	KNH ₂	17242-52-3	55.121	wh/yel-grn hyg cry	335				reac H ₂ O, EtOH
2106	Potassium arsenate	K ₃ AsO ₄	13464-36-3	256.215	col cry			2.8	125 ²⁵	
2107	Potassium arsenite	KAsO ₂	13464-35-2	146.019	wh hyg powder					s H ₂ O; i EtOH
2108	Potassium azide	KN ₃	20762-60-1	81.118	tetr cry; exp			2.04	49.7 ¹⁷	
2109	Potassium borohydride	KBH ₄	13762-51-1	53.941	wh cub cry	≈500 dec		1.11		s H ₂ O
2110	Potassium bromate	KBrO ₃	7758-01-2	167.000	wh hex cry	434 dec		3.27	8.17 ²⁵	i EtOH
2111	Potassium bromide	KBr	7758-02-3	119.002	col cub cry; hyg	734	1435	2.74	67.8 ²⁵	sl EtOH
2112	Potassium carbonate	K ₂ CO ₃	584-08-7	138.206	wh monocl cry; hyg	899	dec	2.29	111 ²⁵	i EtOH
2113	Potassium carbonate sesquihydrate	K ₂ CO ₃ · 1.5H ₂ O	6381-79-9	165.229	granular cry				111 ²⁰	
2114	Potassium chlorate	KClO ₃	3811-04-9	122.549	wh monocl cry	357	dec	2.34	8.61 ²⁵	
2115	Potassium chloride	KCl	7447-40-7	74.551	wh cub cry	771		1.988	35.5 ²⁵	i eth, ace
2116	Potassium chlorochromate	KCrO ₃ Cl	16037-50-6	174.545	oran cry			2.5		reac H ₂ O; s ace, acid
2117	Potassium chromate	K ₂ CrO ₄	7789-00-6	194.191	yel orth cry	974		2.73	65.0 ²⁵	
2118	Potassium citrate monohydrate	K ₃ C ₆ H ₅ O ₇ · H ₂ O	6100-05-6	324.410	col hyg cry	180 dec		1.98	172 ²⁰	vs H ₂ O; sl EtOH
2119	Potassium cobalt(II) selenate hexahydrate	K ₂ Co(SeO ₄) ₂ · 6H ₂ O	28041-86-3	531.14	red monocl cry			2.51		
2120	Potassium cyanate	KCNO	590-28-3	81.115	wh tetr cry	≈700 dec		2.05	75 ²⁵	sl EtOH
2121	Potassium cyanide	KCN	151-50-8	65.116	wh cub cry; hyg	622		1.55	69.9 ²⁰	sl EtOH
2122	Potassium cyanoaurite	KAu(CN) ₂	13967-50-5	288.099	col cry			3.45	14 ²⁰	s H ₂ O; sl EtOH; i eth, ace
2123	Potassium dichromate	K ₂ Cr ₂ O ₇	7778-50-9	294.185	oran-red tricl cry	398	≈500 dec	2.68	15.1 ²⁵	
2124	Potassium dihydrogen arsenate	KH ₂ AsO ₄	7784-41-0	180.034	col cry	288		2.87	19 ⁶	i EtOH
2125	Potassium dihydrogen phosphate	KH ₂ PO ₄	7778-77-0	136.085	wh tetr cry	253		2.34	25.0 ²⁵	sl EtOH
2126	Potassium dihydrogen phosphonate	KH ₂ PO ₃	13977-65-6	120.086	col monocl hyg cry					
2127	Potassium dithionate	K ₂ S ₂ O ₆	13455-20-4	238.323	col hex cry	dec		2.27		sl H ₂ O; i EtOH
2128	Potassium ferricyanide	K ₃ Fe(CN) ₆	13746-66-2	329.244	red cry	dec		1.89	48.8 ²⁵	
2129	Potassium ferrocyanide trihydrate	K ₄ Fe(CN) ₆ · 3H ₂ O	14459-95-1	422.388	yel monocl cry	60 dec		1.85	36.0 ²⁵	i EtOH, eth
2130	Potassium fluoride	KF	7789-23-3	58.096	wh cub cry	858	1502	2.48	102 ²⁵	
2131	Potassium fluoride dihydrate	KF · 2H ₂ O	13455-21-5	94.127	monocl cry	41 dec		2.5	102 ²⁵	
2132	Potassium fluoroborate	KBF ₄	14075-53-7	125.903	col orth cry	530		2.505	0.55 ²⁵	sl EtOH
2133	Potassium fluorotantalate	K ₃ TaF ₇	16924-00-8	392.134	col cry	730		5.24	0.5 ⁹	
2134	Potassium formate	KCHO ₂	590-29-4	84.116	col hyg cry	167		1.91	331 ¹⁸	
2135	Potassium hexachloroosmate(IV)	K ₂ O ₈ Cl ₆	16871-60-6	481.15	red cub cry					vs H ₂ O; sl EtOH
2136	Potassium hexachloroplatinate	K ₂ PtCl ₆	16921-30-5	485.999	yel-oran cub cry	250 dec		3.50	0.77 ²⁰	i EtOH
2137	Potassium hexacyanocobaltate	K ₃ Co(CN) ₆	13963-58-1	332.332	yel monocl cry	dec		1.91		vs H ₂ O; i EtOH
2138	Potassium hexafluoromanganate(IV)	K ₂ MnF ₆	16962-31-5	247.125	yel hex cry					reac H ₂ O
2139	Potassium hexafluorosilicate	K ₂ SiF ₆	16871-90-2	220.273	wh cry	dec		2.27	0.084 ²⁰	i EtOH
2140	Potassium hexafluorozirconate(IV)	K ₂ ZrF ₆	16923-95-8	283.411	col monocl cry			3.48	0.78 ²	
2141	Potassium hydride	KH	7693-26-7	40.106	cub cry	619		1.43		reac H ₂ O
2142	Potassium hydrogen arsenate	K ₂ HAsO ₄	21093-83-4	218.125	col monocl prisms	300 dec			18.7 ⁵	i EtOH
2143	Potassium hydrogen carbonate	KHCO ₃	298-14-6	100.115	col monocl cry	≈100 dec		2.17	36.2 ²⁵	i EtOH
2144	Potassium hydrogen fluoride	KHF ₂	7789-29-9	78.103	col tetr cry	238.8		2.37	39.2 ²⁰	i EtOH
2145	Potassium hydrogen iodate	KH(IO ₃) ₂	13455-24-8	389.911	col cry	dec			1.3 ¹⁵	sl H ₂ O; i EtOH
2146	Potassium hydrogen oxalate hemihydrate	KHC ₂ O ₄ · 0.5H ₂ O	127-95-7		wh cry	dec		2.09	2.5 ²⁰	sl EtOH
2147	Potassium hydrogen phosphate	K ₂ HPO ₄	7758-11-4	174.176	wh hyg cry	dec			168 ²⁵	s EtOH
2148	Potassium hydrogen phosphite	K ₂ HPO ₃	13492-26-7	158.177	wh hyg powder	dec			170 ²⁰	i EtOH
2149	Potassium hydrogen selenite	KHSeO ₃	7782-70-9	167.06	hyg orth cry	>100 dec				s H ₂ O; sl EtOH
2150	Potassium hydrogen sulfate	KHSO ₄	7646-93-7	136.169	wh monocl cry; hyg	≈200		2.32	50.6 ²⁵	
2151	Potassium hydrogen sulfide	KHS	1310-61-8	72.171	wh hex cry; hyg	≈450		1.69		s H ₂ O, EtOH
2152	Potassium hydrogen sulfide hemihydrate	KHS · 0.5H ₂ O	1310-61-8*	81.179	wh-yel hyg cry	≈175		1.7		vs H ₂ O, EtOH
2153	Potassium hydrogen sulfite	KHSO ₃	7773-03-7	120.169	wh cry powder	190 dec			49 ²⁰	i EtOH
2154	Potassium hydrogen tartrate	KHC ₄ H ₄ O ₆	868-14-4	188.177	wh cry			1.98	0.57 ²⁰	s acid, alk; i EtOH
2155	Potassium hydroxide	KOH	1310-58-3	56.105	wh rhomb cry; hyg	406	1327	2.044	121 ²⁵	s EtOH; s MeOH
2156	Potassium hypochlorite	KOCl	7778-66-7	90.550	exists only in aq soln					
2157	Potassium phosphinate	KH ₂ PO ₂	7782-87-8	104.087	wh hyg cry	dec				vs H ₂ O; s EtOH

No.	Name	Formula	CAS Reg No.	Mol. weight	Physical form	mp/°C	bp/°C	Density g cm ⁻³	Solubility g/100 g H ₂ O	Qualitative solubility
2158	Potassium iodate	KIO ₃	7758-05-6	214.001	wh monocl cry	560 dec		3.89	9.22 ²⁵	
2159	Potassium iodide	KI	7681-11-0	166.003	col cub cry	681	1323	3.12	148 ²⁵	sl EtOH
2160	Potassium iron(III) oxalate trihydrate	K ₃ Fe(C ₂ O ₄) ₃ · 3H ₂ O		491.243	grn monocl cry	100	230 dec	2.133	4.7 ⁰	i EtOH
2161	Potassium manganate	K ₂ MnO ₄	10294-64-1	197.133	grn cry	190 dec				s H ₂ O; reac HCl
2162	Potassium metaarsenate	KAsO ₃	19197-73-0	162.018	wh solid	660				
2163	Potassium metabisulfite	K ₂ S ₂ O ₅	16731-55-8	222.324	wh powder	≈150 dec		2.3	49.5 ²⁵	reac acid; i EtOH
2164	Potassium metaborate	KBO ₃	13709-94-9	81.908	wh hex cry	947		≈2.3		
2165	Potassium molybdate	K ₂ MoO ₄	13446-49-6	238.14	wh hyg cry	919		2.3	183 ²⁵	i EtOH
2166	Potassium niobate	KNbO ₃	12030-85-2	180.002	wh rhomb cry	≈1100		4.64		i H ₂ O
2167	Potassium nitrate	KNO ₃	7757-79-1	101.103	col orth cry or powder	334	400 dec	2.105	38.3 ²⁵	i EtOH
2168	Potassium nitrite	KNO ₂	7758-09-0	85.104	wh hyg cry	438	537 exp	1.915	312 ²⁵	sl EtOH
2169	Potassium oxalate	K ₂ C ₂ O ₄	583-52-8	166.216	wh pwd					sl H ₂ O
2170	Potassium oxalate monohydrate	K ₂ C ₂ O ₄ · H ₂ O	6487-48-5	184.231	col cry	160 dec		2.13	36.4 ²⁰	
2171	Potassium oxide	K ₂ O	12136-45-7	94.196	gray cub cry	740		2.35		s H ₂ O, EtOH, eth
2172	Potassium perbromate	KBrO ₄	22207-96-1	183.000	wh cry	275 dec			4.21 ²⁵	
2173	Potassium percarbonate monohydrate	K ₂ C ₂ O ₆ · H ₂ O	589-97-9	216.230	oran or blue pow				6.5 ²⁰	
2174	Potassium perchlorate	KClO ₄	7778-74-7	138.549	col orth cry; hyg	525		2.52	2.08 ²⁵	
2175	Potassium periodate	KIO ₄	7790-21-8	230.001	col tetr cry	582	exp	3.618	0.51 ²⁵	
2176	Potassium permanganate	KMnO ₄	7722-64-7	158.034	purp orth cry	dec		2.7	7.60 ²⁵	reac EtOH
2177	Potassium peroxide	K ₂ O ₂	17014-71-0	110.196	yel amorp solid	490				reac H ₂ O
2178	Potassium persulfate	K ₂ S ₂ O ₈	7727-21-1	270.322	col cry	≈100 dec		2.48	4.7 ²⁰	
2179	Potassium phosphate	K ₃ PO ₄	7778-53-2	212.266	wh orth cry; hyg	1340		2.564	106 ²⁵	i EtOH
2180	Potassium pyrophosphate	K ₂ P ₂ O ₇	7320-34-5		wh cry	dec 1300				s H ₂
2181	Potassium pyrophosphate trihydrate	K ₄ P ₂ O ₇ · 3H ₂ O	7790-67-2	384.383	col hyg cry	dec 300		2.33		vs H ₂ O; i EtOH
2182	Potassium pyrosulfate	K ₂ S ₂ O ₇	7790-62-7	254.323	col needles	≈325		2.28		s H ₂ O
2183	Potassium selenate	K ₂ SeO ₄	7790-59-2	221.16	wh powder			3.07	114 ²⁵	
2184	Potassium selenide	K ₂ Se	1312-74-9	157.16	red cub cry; hyg	800		2.29		s H ₂ O
2185	Potassium selenite	K ₂ SeO ₃	10431-47-7	205.16	wh hyg cry	875 dec			217 ²⁵	sl EtOH
2186	Potassium silver cyanide	KAg(CN) ₂	506-61-6	199.000	wh cry					s H ₂ O
2187	Potassium sodium tartrate tetrahydrate	KNaC ₄ H ₄ O ₆ · 4H ₂ O	6381-59-5	282.220	wh cry	≈70 dec	anh at 130	1.79		vs H ₂ O; i EtOH
2188	Potassium stannate trihydrate	K ₂ SnO ₃ · 3H ₂ O	12142-33-5*	298.951	col cry			3.20		vs H ₂ O; i EtOH
2189	Potassium stearate	KC ₁₈ H ₃₅ O ₂	593-29-3	322.568	wh pow					sl cold H ₂ O; s hot H ₂ O, EtOH
2190	Potassium sulfate	K ₂ SO ₄	7778-80-5	174.260	wh orth cry	1069		2.66	12.0 ²⁵	i EtOH
2191	Potassium sulfide	K ₂ S	1312-73-8	110.262	red-yel cub cry; hyg	948		1.74		s H ₂ O, EtOH; i eth
2192	Potassium sulfide pentahydrate	K ₂ S · 5H ₂ O	37248-34-3	200.338	col rhomb cry	60				vs H ₂ O, EtOH; i eth
2193	Potassium sulfite	K ₂ SO ₃	10117-38-1	158.260	col hex cry				106 ²⁵	sl EtOH
2194	Potassium sulfite dihydrate	K ₂ SO ₃ · 2H ₂ O	7790-56-9	194.291	wh monocl cry	dec			107 ²⁰	sl EtOH; dec dil acid
2195	Potassium superoxide	KO ₂	12030-88-5	71.097	yel tetr cry; hyg	380		2.16		reac H ₂ O
2196	Potassium tellurate(VI) trihydrate	K ₂ TeO ₆ · 3H ₂ O	15571-91-2*	323.84	wh cry powder					s H ₂ O
2197	Potassium tellurite	K ₂ TeO ₃	7790-58-1	253.80	wh hyg cry	≈460 dec				vs H ₂ O
2198	Potassium tetraborate pentahydrate	K ₂ B ₄ O ₇ · 5H ₂ O	1332-77-0	323.513	wh cry powder				16.5 ³⁰	sl EtOH
2199	Potassium tetrachloroaurate dihydrate	KAuCl ₄ · 2H ₂ O	13682-61-6	413.908	yel monocl cry					s H ₂ O, EtOH, eth
2200	Potassium tetrachloroplatinate	K ₂ PtCl ₄	10025-99-7	415.093	pink-red tetr cry	500 dec		3.38		s H ₂ O; i EtOH
2201	Potassium tetracyanocadmiate	K ₂ Cd(CN) ₄	14402-75-6	294.678	cub cry	≈450		1.85	25 ²⁰	sl EtOH
2202	Potassium tetracyanonickelate monohydrate	K ₂ [Ni(CN) ₄] · H ₂ O	14220-17-8*	258.975	red-oran cry	dec 100				
2203	Potassium tetracyanoplatinate(II) trihydrate	K ₂ Pt(CN) ₄ · 3H ₂ O	562-76-5*	431.397	col rhomb prisms					s H ₂ O
2204	Potassium tetracyanozincate	K ₂ Zn(CN) ₄	14244-62-3	247.676	cry pow					vs H ₂ O
2205	Potassium tetraiodomercurate(II)	K ₂ HgI ₄	7783-33-7	786.40	yel hyg cry			4.29		vs H ₂ O; s EtOH, eth, ace
2206	Potassium thiocyanate	KSCN	333-20-0	97.181	col tetr cry; hyg	173	500 dec	1.88	238 ²⁵	s EtOH
2207	Potassium thiosulfate	K ₂ S ₂ O ₃	10294-66-3	190.325	col hyg cry				165 ²⁵	i EtOH
2208	Potassium titanate	K ₂ TiO ₃	12030-97-6	174.062	wh orth cry	1515		3.1		reac H ₂ O
2209	Potassium triiodide monohydrate	KI ₃ · H ₂ O	7790-42-3	437.827	brn monocl cry; hyg	225 dec		3.5		s H ₂ O; reac EtOH, eth
2210	Potassium triiodozincate	KZnI ₃	7790-43-4	485.221	hyg cry					vs H ₂ O
2211	Potassium thiocarbonate	K ₂ CS ₃	26750-66-3	186.403	yel-red hyg cry					vs H ₂ O
2212	Potassium tungstate	K ₂ WO ₄	7790-60-5	326.04	hyg cry	921		3.12		vs H ₂ O; i EtOH
2213	Potassium uranate	K ₂ U ₂ O ₇	7790-63-8	666.251	oran cub cry			6.12		i H ₂ O; s acid

No.	Name	Formula	CAS Reg No.	Mol. weight	Physical form	mp/°C	bp/°C	Density g cm ⁻³	Solubility g/100 g H ₂ O	Qualitative solubility
2214	Potassium uranyl nitrate	K(UO ₂)(NO ₃) ₃	18078-40-5	495.140	grn-yel cry pow					vs H ₂ O
2215	Potassium uranyl sulfate dihydrate	K ₂ (UO ₂)(SO ₄) ₂ · 2H ₂ O	27709-53-1	576.381	grn-yel cry pow	dec 120		3.36		vs H ₂ O
2216	Potassium zinc sulfate hexahydrate	K ₂ Zn(SO ₄) ₂ · 6H ₂ O	13932-17-7	443.823	cry					s H ₂ O
2217	Potassium zirconium sulfate trihydrate	K ₂ Zr(SO ₄) ₃ · 3H ₂ O	53608-79-0	685.914	wh cry pow					sl H ₂ O
2218	Praseodymium	Pr	7440-10-0	140.908	silv metal; hex	931	3520	6.77		
2219	Praseodymium boride	PrB ₅	12008-27-4	205.774	blk cub cry	2610		4.84		
2220	Praseodymium nitride	PrN	25764-09-4	154.915	cub cry			7.46		
2221	Praseodymium silicide	PrSi ₂	12066-83-0	197.079	tetr cry	1712		5.46		
2222	Praseodymium(II) iodide	PrI ₂	65530-47-4	394.717	bronze solid	758				
2223	Praseodymium(III) bromate	Pr(BrO ₃) ₃	15162-93-3	524.615	grn cry					vs H ₂ O
2224	Praseodymium(III) bromide	PrBr ₃	13536-53-3	380.620	grn hex cry; hyg	693		5.28		s H ₂ O
2225	Praseodymium(III) carbonate octahydrate	Pr ₂ (CO ₃) ₃ · 8H ₂ O	14948-62-0	605.964	grn silky plates	dec 420 (anh)				i H ₂ O; s acid
2226	Praseodymium(III) chloride	PrCl ₃	10361-79-2	247.267	grn hex needles; hyg	786		4.0	96.1 ²⁵	s EtOH
2227	Praseodymium(III) chloride heptahydrate	PrCl ₃ · 7H ₂ O	10025-90-8	373.374	grn cry	110 dec			96.1 ²⁵	s EtOH
2228	Praseodymium(III) fluoride	PrF ₃	13709-46-1	197.903	grn hex cry	1399		6.3		
2229	Praseodymium(III) hydroxide	Pr(OH) ₃	16469-16-2	191.930	grn solid	dec 220		3.7		i H ₂ O
2230	Praseodymium(III) iodide	PrI ₃	13813-23-5	521.621	orth hyg cry	738		≈5.8		s H ₂ O
2231	Praseodymium(III) nitrate	Pr(NO ₃) ₃	10361-80-5	326.923	pale grn hyg cry				165 ²⁵	s EtOH
2232	Praseodymium(III) nitrate hexahydrate	Pr(NO ₃) ₃ · 6H ₂ O	15878-77-0	435.014	grn needles				165 ²⁵	s EtOH, ace
2233	Praseodymium(III) oxide	Pr ₂ O ₃	12036-32-7	329.813	wh hex cry	2183	3760	6.9		
2234	Praseodymium(III) perchlorate hexahydrate	Pr(ClO ₄) ₃ · 6H ₂ O	13498-07-2*	547.351	hyg grn cry	dec 200				s H ₂ O, EtOH
2235	Praseodymium(III) sulfate octahydrate	Pr ₂ (SO ₄) ₃ · 8H ₂ O	13510-41-3	714.125	grn monocl cry			2.83	17 ²⁰	s H ₂ O
2236	Praseodymium(III) sulfide	Pr ₂ S ₃	12038-13-0	378.010	cub cry	1765		5.1		
2237	Praseodymium(III) telluride	Pr ₂ Te ₃	12038-12-9	664.62	cub cry	1500		≈7.0		
2238	Praseodymium(IV) fluoride	PrF ₄	15192-24-2	216.902	yel-wh solid	dec 90				
2239	Promethium	Pm	7440-12-2	145	silv metal; hex	1042	3000	7.26		
2240	Promethium(III) bromide	PmBr ₃	14325-78-1	385	red cry	625				s H ₂ O
2241	Promethium(III) chloride	PmCl ₃	13779-10-7	251	pale blue hyg cry	655				s H ₂ O
2242	Promethium(III) fluoride	PmF ₃	13709-45-0	202	pink solid	1338				s H ₂ O
2243	Promethium(III) iodide	PmI ₃	13818-73-0	526	red solid	695				
2244	Protactinium	Pa	7440-13-3	231.036	shiny metal; tetr or cub	1572		15.4		
2245	Protactinium(V) chloride	PaCl ₅	13760-41-3	408.301	yel monocl cry	306		3.74		
2246	Radium	Ra	7440-14-4	226	wh metal; cub	696		5		
2247	Radium bromide	RaBr ₂	10031-23-9	386	wh orth cry	728		5.79	70.6 ²⁰	s EtOH
2248	Radium carbonate	RaCO ₃	7116-98-5	286	wh orth cry					i H ₂ O
2249	Radium chloride	RaCl ₂	10025-66-8	297	wh orth cry	1000		4.9	24.5 ²⁰	s EtOH
2250	Radium fluoride	RaF ₂	20610-49-5	264	wh cub cry			6.7		
2251	Radium nitrate	Ra(NO ₃) ₂	10213-12-4	350	cry				13.9	
2252	Radium sulfate	RaSO ₄	7446-16-4	322	wh cry					i H ₂ O, acid
2253	Radon	Rn	10043-92-2	222	col gas	-71	-61.7	9.074 g/L		sl H ₂ O
2254	Rhenium	Re	7440-15-5	186.207	silv-gray metal	3185	5596	20.8		i HCl
2255	Perrhenic acid	HReO ₄	13768-11-1	251.213	exists only in soln					vs H ₂ O, os
2256	Rhenium carbonyl	Re ₂ (CO) ₁₀	14285-68-8	652.515	yel-wh cry	170 dec		2.87		s os
2257	Rhenium pentacarbonyl bromide	Re(CO) ₅ Br	14220-21-4	406.162	wh cry	90				
2258	Rhenium pentacarbonyl chloride	Re(CO) ₅ Cl	14099-01-5	361.711	wh cry		subl 140			
2259	Rhenium(III) bromide	ReBr ₃	13569-49-8	425.919	red-brn monocl cry		500 subl	6.10		s ace, MeOH, EtOH
2260	Rhenium(III) chloride	ReCl ₃	13569-63-6	292.566	red-blk hyg cry	500 dec		4.81		s H ₂ O
2261	Rhenium(III) iodide	ReI ₃	15622-42-1	566.920	blk solid	dec				
2262	Rhenium(IV) chloride	ReCl ₄	13569-71-6	328.019	purp-blk cry; hyg	300 dec		4.9		
2263	Rhenium(IV) fluoride	ReF ₄	15192-42-4	262.201	blue tetr cry		>300 subl	7.49		
2264	Rhenium(IV) oxide	ReO ₂	12036-09-8	218.206	gray orth cry	900 dec		11.4		
2265	Rhenium(IV) selenide	ReSe ₂	12038-64-1	344.13	tricl cry					
2266	Rhenium(IV) silicide	ReSi ₂	12038-66-3	242.378	refrac solid	2000				
2267	Rhenium(IV) sulfide	ReS ₂	12038-63-0	250.337	tricl cry			7.6		
2268	Rhenium(IV) telluride	ReTe ₂	12067-00-4	441.41	orth cry			8.50		
2269	Rhenium(V) bromide	ReBr ₅	30937-53-2	585.727	brn solid	110 dec				
2270	Rhenium(V) chloride	ReCl ₅	39368-69-9	363.472	brn-blk solid	220		4.9		reac H ₂ O
2271	Rhenium(V) fluoride	ReF ₅	30937-52-1	281.199	yel-grn solid	48	221.3			
2272	Rhenium(V) oxide	Re ₂ O ₅	12165-05-8	452.411	blue-blk tetr cry			≈7		

No.	Name	Formula	CAS Reg No.	Mol. weight	Physical form	mp/°C	bp/°C	Density g cm ⁻³	Solubility g/100 g H ₂ O	Qualitative solubility
2273	Rhenium(VI) chloride	ReCl ₆	31234-26-1	398.925	red-grn solid	29				
2274	Rhenium(VI) dioxydifluoride	ReO ₂ F ₂	81155-18-2	256.203	col cry	156				
2275	Rhenium(VI) fluoride	ReF ₆	10049-17-9	300.197	yel liq or cub cry	18.5	33.8	4.06(cry)		s HNO ₃
2276	Rhenium(VI) oxide	ReO ₃	1314-28-9	234.205	red cub cry	400 dec		6.9		i H ₂ O, acid, alk
2277	Rhenium(VI) oxytetrafluoride	ReOCl ₄	13814-76-1	344.018	brn cry	29.3	223			reac H ₂ O
2278	Rhenium(VI) oxytetrafluoride	ReOF ₄	17026-29-8	278.200	blue solid	108	171.7			
2279	Rhenium(VII) fluoride	ReF ₇	17029-21-9	319.196	yel cub cry	48.3	73.7	4.32		
2280	Rhenium(VII) oxide	Re ₂ O ₇	1314-68-7	484.410	yel hyg cry	327	360	6.10		s H ₂ O, EtOH, eth, diox, py
2281	Rhenium(VII) trioxchloride	ReO ₃ Cl	7791-09-5	269.658	col liq	4.5	128	3.87		reac H ₂ O
2282	Rhenium(VII) trioxyfluoride	ReO ₃ F	42246-24-2	253.203	yel solid	147	164			
2283	Rhenium(VII) dioxytrifluoride	ReO ₂ F ₃	57246-89-6	275.201	yel solid	90	185.4			reac H ₂ O
2284	Rhenium(VII) oxypentafluoride	ReOF ₅	23377-53-9	297.198	cream solid	43.8	73.0			
2285	Rhenium(VII) sulfide	Re ₂ S ₇	12038-67-4	596.869	brn-blk tetr cry			4.87		i H ₂ O
2286	Rhodium	Rh	7440-16-6	102.906	silv-wh metal; cub	1964	3695	12.4		i acid, sl aqua regia
2287	Rhodium carbonyl	Rh ₄ (CO) ₁₆	28407-51-4	1065.594	red-brn cry	220 dec				
2288	Rhodium carbonyl chloride	[Rh(CO) ₂ Cl] ₂	14523-22-9	388.758	red-oran cry	124				s os
2289	Rhodium dodecacarbonyl	Rh ₄ (CO) ₁₂	19584-30-6	747.743	red hyg cry	150 dec		2.52		reac H ₂ O
2290	Rhodium(III) bromide	RhBr ₃	15608-29-4	342.618	dark brn plates	800 dec		5.56		s H ₂ O; i acid, os
2291	Rhodium(III) chloride	RhCl ₃	10049-07-7	209.265	red mono cry		717	5.38		i H ₂ O; s alk
2292	Rhodium(III) fluoride	RhF ₃	60804-25-3	159.901	red hex cry			5.4		
2293	Rhodium(III) iodide	RhI ₃	15492-38-3	483.619	blk mono cry; hyg			6.4		
2294	Rhodium(III) nitrate	Rh(NO ₃) ₃	10139-58-9	288.921	hyg brn solid	600 dec				i H ₂ O
2295	Rhodium(III) nitrate dihydrate	Rh(NO ₃) ₃ · 2H ₂ O	13465-43-5	324.951	blk solid	dec				i H ₂ O; s aqua regia
2296	Rhodium(III) oxide	Rh ₂ O ₃	12036-35-0	253.809	gray hex cry	1100 dec		8.2		
2297	Rhodium(III) oxide pentahydrate	Rh ₂ O ₃ · 5H ₂ O	39373-27-8	309.010	yel pow	dec				sl H ₂ O; s acid
2298	Rhodium(III) sulfate	Rh ₂ (SO ₄) ₃	10489-46-0	493.999	red-yel solid	>500 dec				
2299	Rhodium(IV) oxide	RhO ₂	12137-27-8	134.905	blk tetr cry			7.2		
2300	Rhodium(IV) oxide dihydrate	RhO ₂ · 2H ₂ O	12137-27-8	170.936	grn solid	dec		8.20		i H ₂ O, sol HCl, alk
2301	Rhodium(VI) fluoride	RhF ₆	13693-07-7	216.896	blk cub cry	≈70		3.1		
2302	Rubidium	Rb	7440-17-7	85.468	soft silv metal; cub	39.30	688	1.53		reac H ₂ O
2303	Rubidium acetate	RbC ₂ H ₃ O ₂	563-67-7	144.512	wh hyg cry	246				vs H ₂ O
2304	Rubidium aluminum sulfate	RbAl(SO ₄) ₂	13530-57-9	304.575	hex cry			≈3.1	1.60 ²⁰	i EtOH
2305	Rubidium aluminum sulfate dodecahydrate	RbAl(SO ₄) ₂ · 12H ₂ O	7784-29-4	520.759	col cub cry	≈100 dec		≈1.9		s H ₂ O; i EtOH
2306	Rubidium azide	RbN ₃	22756-36-1	127.488	tetr cry; exp	317		2.79	107 ¹⁶	
2307	Rubidium bromate	RbBrO ₃	13446-70-3	213.370	cub cry	430		3.68	2.95 ²⁵	
2308	Rubidium bromide	RbBr	7789-39-1	165.372	wh cub cry; hyg	692	1340	3.35	116 ²⁵	
2309	Rubidium carbonate	Rb ₂ CO ₃	584-09-8	230.945	col mono cry; hyg	837			223 ²⁰	
2310	Rubidium chlorate	RbClO ₃	13446-71-4	168.919	col cry	324	dec 480	3.19	6.63 ²⁵	sl H ₂ O
2311	Rubidium chloride	RbCl	7791-11-9	120.921	wh cub cry; hyg	724	1390	2.76	93.9 ²⁵	sl EtOH
2312	Rubidium chromate	Rb ₂ CrO ₄	13446-72-5	286.930	yel rhom cry			3.518	76.2 ²⁵	
2313	Rubidium dichromate	Rb ₂ Cr ₂ O ₇	13446-73-6	386.924	red tricl or yel mono cry			3.1		s H ₂ O
2314	Rubidium cyanide	RbCN	19073-56-4	111.486	wh cub cry			2.3		s H ₂ O; i EtOH, eth
2315	Rubidium fluoride	RbF	13446-74-7	104.466	wh cub cry; hyg	795	1410	3.2	300 ²⁰	i EtOH
2316	Rubidium fluoroborate	RbBF ₄	18909-68-7	172.273	orth cry	612 dec		2.82		sl H ₂ O
2317	Rubidium formate	RbCHO ₂	3495-35-0	130.486	wh hyg cry	dec				
2318	Rubidium hexafluorogermanate	Rb ₂ GeF ₆	16962-48-4	357.57	wh cry	696				s H ₂ O
2319	Rubidium hydride	RbH	13446-75-8	86.476	wh cub cry; flam	≈170 dec		2.60		reac H ₂ O
2320	Rubidium hydrogen carbonate	RbHCO ₃	19088-74-5	146.485	wh rhomb cry	175 dec			116 ²⁰	
2321	Rubidium hydrogen fluoride	RbHF ₂	12280-64-7	124.473	tetr cry	188		3.3		
2322	Rubidium hydrogen sulfate	RbHSO ₄	15587-72-1	182.539	col mono cry	208		2.9		s H ₂ O
2323	Rubidium hydroxide	RbOH	1310-82-3	102.475	gray-wh orth cry; hyg	385		3.2	173 ³⁰	s EtOH
2324	Rubidium iodate	RbIO ₃	13446-76-9	260.370	mono cry or cub cry	dec		4.33	2.44 ²⁵	vs HCl
2325	Rubidium iodide	RbI	7790-29-6	212.372	wh cub cry	656	1300	3.55	165 ²⁵	s EtOH
2326	Rubidium molybdate	Rb ₂ MoO ₄	13718-22-4	330.87	wh cry	958				s H ₂ O
2327	Rubidium nitrate	RbNO ₃	13126-12-0	147.473	wh hex cry; hyg	310		3.11	65.0 ²⁵	vs H ₂ O
2328	Rubidium nitrite	RbNO ₂	13825-25-7	131.474	wh cry	422				vs H ₂ O
2329	Rubidium oxide	Rb ₂ O	18088-11-4	186.935	yel-brn cub cry; hyg	400 dec		4.0		reac H ₂ O
2330	Rubidium perchlorate	RbClO ₄	13510-42-4	184.919	wh hyg cry	597	dec 900	2.9	1.5 ²⁵	
2331	Rubidium permanganate	RbMnO ₄	13465-49-1	204.404	dark purp cry	300 dec		3.24		sl H ₂ O
2332	Rubidium peroxide	Rb ₂ O ₂	23611-30-5	202.935	wh orth cry	570		3.8		reac H ₂ O
2333	Rubidium selenide	Rb ₂ Se	31052-43-4	249.90	wh cub cry	733		3.22		reac H ₂ O

No.	Name	Formula	CAS Reg No.	Mol. weight	Physical form	mp/°C	bp/°C	Density g cm ⁻³	Solubility g/100 g H ₂ O	Qualitative solubility
2334	Rubidium sulfate	Rb ₂ SO ₄	7488-54-2	266.999	wh orth cry	1066		3.61	50.8 ²⁵	
2335	Rubidium sulfide	Rb ₂ S	31083-74-6	203.001	wh cub cry	425		2.91		s H ₂ O
2336	Rubidium superoxide	RbO ₂	12137-25-6	117.467	tetr cry	412		≈3.0		
2337	Ruthenium	Ru	7440-18-8	101.07	silv-wh metal; hex	2334	4150	12.1		i acid, aqua regia
2338	Ruthenium dodecacarbonyl	Ru ₃ (CO) ₁₂	15243-33-1	639.33	oran cry	150 dec				
2339	Ruthenium pentacarbonyl	Ru(CO) ₅	16406-48-7	241.12	col liq	-22	dec 50			i H ₂ O; s EtOH, bz, chl, hc
2340	Ruthenium nonacarbonyl	Ru ₃ (CO) ₉	63128-11-0	454.23	stab below -40					s hex
2341	Ruthenium nitrosyl chloride monohydrate	Ru(NO)Cl ₃ · H ₂ O	18902-42-6	255.45	hyg red cry					
2342	Hexaammineruthenium(III) chloride	Ru(NH ₃) ₆ Cl ₃	14282-91-8	309.61	col mono cry					s H ₂ O
2343	Ruthenium(III) bromide	RuBr ₃	14014-88-1	340.78	brn hex cry	dec 500		5.3		i H ₂ O, acid, EtOH
2344	Ruthenium(III) chloride	RuCl ₃	10049-08-8	207.43	blk-brn hex cry	≈500 dec		3.1		i H ₂ O; sl EtOH
2345	Ruthenium(III) fluoride	RuF ₃	51621-05-7	158.07	brn rhomb cry	≈600 dec		5.36		i H ₂ O, dil acid
2346	Ruthenium(III) iodide	RuI ₃	13896-65-6	481.78	blk hex cry	dec 300		6.0		sl H ₂ O
2347	Ruthenium(III) 2,4-pentanedioate	Ru(CH ₃ COCHCOCH ₃) ₃	14284-93-6	398.39	red-brn cry	230				
2348	Ruthenium(IV) fluoride	RuF ₄	71500-16-8	177.06	yel-red cry					reac H ₂ O
2349	Ruthenium(IV) oxide	RuO ₂	12036-10-1	133.07	gray-blk tetr cry	dec 1300		7.05		i H ₂ O, acid
2350	Ruthenium(V) fluoride	RuF ₅	14521-18-7	196.06	grn mono cry	86.5	227	3.90		
2351	Ruthenium(VI) fluoride	RuF ₆	13693-08-8	215.06	dark brn orth cry	54	200 dec	3.54		reac H ₂ O
2352	Ruthenium(VIII) oxide	RuO ₄	20427-56-9	165.07	yel mono cry	25.4	40	3.29	2.03 ²⁰	sl H ₂ O; vs ctc; reac EtOH
2353	Samarium	Sm	7440-19-9	150.36	silv metal; rhomb	1072	1794	7.52		
2354	Samarium boride	SmB ₃	12008-30-9	215.23	refrac solid	2580		5.07		
2355	Samarium silicide	SmSi ₂	12300-22-0	206.53	orth cry			5.14		
2356	Samarium(II) bromide	SmBr ₂	50801-97-3	310.17	brn cry	669				reac H ₂ O
2357	Samarium(II) chloride	SmCl ₂	13874-75-4	221.27	brn cry	855		3.69		reac H ₂ O
2358	Samarium(II) fluoride	SmF ₂	15192-17-3	188.36	purp cry					reac H ₂ O
2359	Samarium(II) iodide	SmI ₂	32248-43-4	404.17	grn cry	520				reac H ₂ O
2360	Samarium(III) acetate trihydrate	Sm(C ₂ H ₃ O ₂) ₃ · 3H ₂ O	17829-86-6	381.54	hyg yel-wh solid			1.94		s H ₂ O
2361	Samarium(III) bromate nonahydrate	Sm(BrO ₃) ₃ · 9H ₂ O	63427-22-5	696.20	pink hex cry	75 dec				vs H ₂ O; sl EtOH
2362	Samarium(III) bromide	SmBr ₃	13759-87-0	390.07	yel cry	640				reac H ₂ O
2363	Samarium(III) carbonate	Sm ₂ (CO ₃) ₃	5895-47-6	480.75	wh-yel pow	dec >500				
2364	Samarium(III) chloride	SmCl ₃	10361-82-7	256.72	yel cry	682		4.46	93.8 ²⁵	
2365	Samarium(III) chloride hexahydrate	SmCl ₃ · 6H ₂ O	13465-55-9	364.81	yel cry	dec		2.38	93.8 ²⁵	
2366	Samarium(III) fluoride	SmF ₃	13765-24-7	207.36	wh cry	1306				reac H ₂ O
2367	Samarium(III) iodide	SmI ₃	13813-25-7	531.07	oran cry	850				reac H ₂ O
2368	Samarium(III) nitrate	Sm(NO ₃) ₃	10361-83-8	336.38	yel-wh hyg solid				144 ²⁵	s EtOH
2369	Samarium(III) nitrate hexahydrate	Sm(NO ₃) ₃ · 6H ₂ O	13759-83-6	444.47	pale yel cry	78				s H ₂ O, MeOH, ace
2370	Samarium(III) oxide	Sm ₂ O ₃	12060-58-1	348.72	yel-wh cub cry	2269	3780	7.6		
2371	Samarium(III) sulfate octahydrate	Sm ₂ (SO ₄) ₃ · 8H ₂ O	13465-58-2	733.03	yel cry			2.93	2.67 ²⁰	
2372	Samarium(III) sulfide	Sm ₂ S ₃	12067-22-0	396.92	gray-brn cub cry	1720		5.87		
2373	Samarium(III) telluride	Sm ₂ Te ₃	12040-00-5	683.52	orth cry			7.31		
2374	Scandium	Sc	7440-20-2	44.956	silv metal; hex	1541	2836	2.99		
2375	Scandium boride	ScB ₂	12007-34-0	66.578	refrac solid	2250		3.17		
2376	Scandium bromide	ScBr ₃	13465-59-3	284.668	wh hyg cry	969		9.33		s H ₂ O
2377	Scandium chloride	ScCl ₃	10361-84-9	151.315	wh hyg cry	967		2.4		s H ₂ O; i EtOH
2378	Scandium fluoride	ScF ₃	13709-47-2	101.951	wh powder	1552				sl H ₂ O
2379	Scandium hydroxide	Sc(OH) ₃	17674-34-9	95.978	col amorp solid					i H ₂ O; s dil acid
2380	Scandium iodide	ScI ₃	14474-33-0	425.669	hyg yel cry	953	subl			s H ₂ O, EtOH, CCD
2381	Scandium nitrate	Sc(NO ₃) ₃	13465-60-6	230.971	wh cry				169 ²⁵	s EtOH
2382	Scandium oxide	Sc ₂ O ₃	12060-08-1	137.910	wh cub cry	2489		3.864		s conc acid
2383	Scandium sulfate pentahydrate	Sc ₂ (SO ₄) ₃ · 5H ₂ O	15292-44-1	468.176	col cry	dec 110				vs H ₂ O
2384	Scandium sulfide	Sc ₂ S ₃	12166-29-9	186.107	yel orth cry	1775		2.91		
2385	Scandium telluride	Sc ₂ Te ₃	12166-44-8	472.71	blk hex cry			5.29		
2386	Selenium (gray)	Se	7782-49-2	78.96	gray metallic cry; hex	220.8	685	4.809		i H ₂ O, CS ₂
2387	Selenium (α form)	Se	7782-49-2	78.96	red mono cry	trans gray Se >120	685	4.39		i H ₂ O, EtOH; sl eth
2388	Selenium (vitreous)	Se	7782-49-2	78.96	blk amorp solid	trans gray Se 180	685	4.28		i H ₂ O; sl CS ₂
2389	Selenic acid	H ₂ SeO ₄	7783-08-6	144.97	wh hyg solid	58	260 dec	2.95		vs H ₂ O; reac EtOH
2390	Pentafluoroorthoselenic acid	HOSeF ₅	38989-47-8	190.96	col solid	38	47			
2391	Selenous acid	H ₂ SeO ₃	7783-00-8	128.97	wh hyg cry	70 dec		3.0		vs H ₂ O; s EtOH
2392	Selenium dioxide	SeO ₂	7446-08-4	110.96	wh tet needles or powder	340 tp	315 sp	3.95	264 ²²	s EtOH, MeOH; sl ace
2393	Selenium trioxide	SeO ₃	13768-86-0	126.96	wh tet cry; hyg	118	subl	3.44		s H ₂ O, os

No.	Name	Formula	CAS Reg No.	Mol. weight	Physical form	mp/°C	bp/°C	Density g cm ⁻³	Solubility g/100 g H ₂ O	Qualitative solubility
2394	Selenium bromide	Se ₂ Br ₂	7789-52-8	317.73	red liq	5	225 dec	3.60		react H ₂ O; s CS ₂ , chl
2395	Selenium chloride	Se ₂ Cl ₂	10025-68-0	228.83	yel-brn oily liq	-85	127 dec	2.774		react H ₂ O; s CS ₂ , bz, ctc, chl
2396	Selenium tetrabromide	SeBr ₄	7789-65-3	398.58	oran-red cry	123				react H ₂ O; s CS ₂ , chl
2397	Selenium tetrachloride	SeCl ₄	10026-03-6	220.77	wh-yel cry	305 tp	191.4 sp	2.6		react H ₂ O
2398	Selenium tetrafluoride	SeF ₄	13465-66-2	154.95	col liq	-9.5	101.6	2.75		react H ₂ O; vs EtOH, eth
2399	Selenium hexafluoride	SeF ₆	7783-79-1	192.95	col gas	-34.6 tp	-46.6 sp	7.887 g/L		i H ₂ O
2400	Selenium chloride pentafluoride	SeF ₅ Cl	34979-62-9	209.41	col gas	-19	4.5			
2401	Selenium oxybromide	SeOBr ₂	7789-51-7	254.77	red-yel solid	41.6	220 dec	3.38		react H ₂ O; s CS ₂ , bz, ctc
2402	Selenium oxychloride	SeOCl ₂	7791-23-3	165.87	col or yel liq	8.5	177	2.44		react H ₂ O; s ctc, chl, bz, tol
2403	Selenium oxyfluoride	SeOF ₂	7783-43-9	132.96	col liq	15	125	2.8		react H ₂ O
2404	Selenium oxytetrafluoride	SeOF ₄	53319-44-1	170.95	unstab col liq	12	65			
2405	Selenium dioxydifluoride	SeO ₂ F ₂	14984-81-7	148.96	col gas	-99.5	-8.4	6.089 g/L		react H ₂ O
2406	Selenium monosulfide	SeS	7446-34-6	111.03						
2407	Selenium disulfide	SeS ₂	7488-56-4	143.09	red-yel cry	100				i H ₂ O; s acid
2408	Selenium sulfide (Se ₂ S ₃)	Se ₂ S ₃	75926-26-0	350.31	oran needles	121.5		2.44		s CS ₂ ; sl bz
2409	Selenium sulfide (Se ₂ S ₄)	Se ₂ S ₄	75926-28-2	444.10	red cry	113 dec		3.29		s bz; sl CS ₂
2410	Selenium sulfide (Se ₂ S ₂)	Se ₂ S ₂	75926-30-6	537.89	oran cry	121.5				s CS ₂
2411	Silicon	Si	7440-21-3	28.086	gray cry or brn amorp solid	1414	3265	2.3296		i H ₂ O, acid; s alk
2412	Silane	SiH ₄	7803-62-5	32.118	col gas; flam	-185	-111.9	1.313 g/L		react H ₂ O; i EtOH, bz
2413	Disilane	Si ₂ H ₆	1590-87-0	62.219	col gas; flam	-129.4	-14.8	2.543 g/L		react H ₂ O, ctc, chl; s EtOH, bz
2414	Trisilane	Si ₃ H ₈	7783-26-8	92.321	flam col liq	-117.4	52.9	0.739		react H ₂ O
2415	Tetrasilane	Si ₄ H ₁₀	7783-29-1	122.421	col liq; flam	-89.9	108.1	0.792		react H ₂ O
2416	2-Silyltrisilane	Si ₄ H ₁₀	13597-87-0	122.421	col liq	-99.4	101.7	0.792		react H ₂ O
2417	Cyclopentasilane	Si ₅ H ₁₀	289-22-5	150.507	col liq	-10.5	194.3	0.963		react H ₂ O
2418	Pentasilane	Si ₅ H ₁₂	14868-53-2	152.523	col liq	-72.8	153.2	0.827		react H ₂ O
2419	2-Silyltetrasilane	Si ₅ H ₁₂	14868-54-3	152.523	col liq	-109.9	146.2	0.820		react H ₂ O
2420	2,2-Disilyltrisilane	Si ₅ H ₁₂	15947-57-6	152.523	col liq	-57.8	134.3	0.815		react H ₂ O
2421	Cyclohexasilane	Si ₆ H ₁₂	291-59-8	180.608	col liq	16.5	226			react H ₂ O
2422	Hexasilane	Si ₆ H ₁₄	14693-61-9	182.624	col liq	-44.7	193.6	0.847		react H ₂ O
2423	2-Silylpentasilane	Si ₆ H ₁₄	14868-55-4	182.624	col liq	-78.4	185.2	0.840		
2424	3-Silylpentasilane	Si ₆ H ₁₄	14868-55-4	182.624	col liq	-69	179.5	0.843		react H ₂ O
2425	Heptasilane	Si ₇ H ₁₆	14693-65-3	212.726	col liq	-30.1	226.8	0.859		react H ₂ O
2426	Bromosilane	SiH ₃ Br	13465-73-1	111.014	col gas	-94	1.9	4.538 g/L		
2427	Dibromosilane	SiH ₂ Br ₂	13768-94-0	189.910	liq	-70.1	66			
2428	Tribromosilane	SiHBr ₃	7789-57-3	268.806	flam liq	-73	109	2.7		react H ₂ O
2429	Tetrabromosilane	SiBr ₄	7789-66-4	347.702	col fuming liq	5.39	154	2.8		react H ₂ O
2430	Bromotrichlorosilane	SiBrCl ₃	13465-74-2	214.349	col liq	-62	80.3	1.826		react H ₂ O
2431	Dibromodichlorosilane	SiBr ₂ Cl ₂	13465-75-3	258.800	col liq	-45.5	104	2.172		react H ₂ O
2432	Tribromochlorosilane	SiBr ₃ Cl	13465-76-4	303.251	col liq	-20.8	127	2.497		react H ₂ O
2433	Hexabromosilane	Si ₂ Br ₆	13517-13-0	535.595	col cry	95	265			
2434	Octabromotrisilane	Si ₃ Br ₈	54804-32-9	723.489	col liq	46				
2435	Chlorosilane	SiH ₃ Cl	13465-78-6	66.563	col gas	-118	-30.4	2.721 g/L		
2436	Dichlorosilane	SiH ₂ Cl ₂	4109-96-0	101.008	col gas; flam	-122	8.3	4.129 g/L		react H ₂ O
2437	Trichlorosilane	SiHCl ₃	10025-78-2	135.453	fuming liq	-128.2	33	1.331		react H ₂ O
2438	Tetrachlorosilane	SiCl ₄	10026-04-7	169.898	col fuming liq	-68.74	57.65	1.5		react H ₂ O
2439	Chlorotrifluorosilane	SiClF ₃	14049-36-6	120.534	col gas	-138	-70.0	4.927 g/L		react H ₂ O
2440	Dichlorodifluorosilane	SiCl ₂ F ₂	18356-71-3	136.989	col gas	-44	-32	5.599 g/L		react H ₂ O
2441	Trichlorofluorosilane	SiCl ₃ F	14965-52-7	153.443	col gas		12.25	6.272 g/L		
2442	Trichloroiodosilane	SiCl ₃ I	13465-85-5	261.349	col liq	-60	113.5			react H ₂ O
2443	Hexachlorodisilane	Si ₂ Cl ₆	13465-77-5	268.889	col liq	2.5	146			react H ₂ O
2444	Octachlorotrisilane	Si ₃ Cl ₈	13596-23-1	367.881	col liq	-67	216			
2445	Fluorosilane	SiH ₃ F	13537-33-2	50.108	col gas		-98.6	2.048 g/L		
2446	Difluorosilane	SiH ₂ F ₂	13824-36-7	68.099	col gas	-122	-77.8	2.783 g/L		
2447	Trifluorosilane	SiHF ₃	13465-71-9	86.089	col gas	-131	-95	3.519 g/L		
2448	Tetrafluorosilane	SiF ₄	7783-61-1	104.080	col gas	-90.2	-86	4.254 g/L		react H ₂ O
2449	Hexafluorodisilane	Si ₂ F ₆	13830-68-7	170.161	col gas	-18.7 tp @ 780 mmHg	-19.1 sp			react H ₂ O
2450	Octafluorotrisilane	Si ₃ F ₈	14521-14-3	236.244	col liq	-1.2	42			
2451	Decafluorotetrasilane	Si ₄ F ₁₀	14521-15-4	302.326	col cry	68	85.1			
2452	Iodosilane	SiH ₃ I	13598-42-0	158.014	col liq	-57	45.6			

No.	Name	Formula	CAS Reg No.	Mol. weight	Physical form	mp/°C	bp/°C	Density g cm ⁻³	Solubility g/100 g H ₂ O	Qualitative solubility
2453	Diiodosilane	SiH ₂ I ₂	13760-02-6	283.911	col liq	-1	150			
2454	Triiodosilane	SiH ₃ I	13465-72-0	409.807	liq	8	220 dec			
2455	Tetraiodosilane	SiI ₄	13465-84-4	535.704	wh powder	120.5	287.35	4.1		
2456	Hexaiododisilane	Si ₂ I ₆	13510-43-5	817.598	pale yel cry	250				
2457	Disiloxane	(SiH ₃) ₂ O	13597-73-4	78.218	gas	-144	-15.2	3.197 g/L		
2458	Hexachlorodisiloxane	(SiCl ₃) ₂ O	14986-21-1	284.888	liq	-28	137			
2459	Methylsilane	SiH ₃ CH ₃	992-94-9	46.145	col gas	-156.5	-57.5			
2460	Metasilicic acid	H ₂ SiO ₃	7699-41-4	78.100	wh amorp powder					i H ₂ O; s HF
2461	Orthosilicic acid	H ₄ SiO ₄	10193-36-9	96.116	exists only in soln					
2462	Fluorosilicic acid	H ₂ SiF ₆	16961-83-4	144.092	stab only in aq soln					s H ₂ O
2463	Silicon carbide (hexagonal)	SiC	409-21-2	40.097	hard grn-black hex cry	2830		3.16		i H ₂ O, EtOH
2464	Silicon nitride (Si ₃ N ₄)	Si ₃ N ₄	12033-89-5	140.284	gray refrac solid; hex	1900		3.17		
2465	Silicon monoxide	SiO	10097-28-6	44.085	blk cub cry, stable >1200			2.18		
2466	Silicon dioxide (α-quartz)	SiO ₂	14808-60-7	60.085	col hex cry	trans to beta quartz 573	2950	2.648		i H ₂ O, acid; s HF
2467	Silicon dioxide (β-quartz)	SiO ₂	14808-60-7	60.085	col hex cry	trans to tridymite 867	2950	2.533 ⁶⁰⁰		i H ₂ O, acid; s HF
2468	Silicon dioxide (tridymite)	SiO ₂	15468-32-3	60.085	col hex cry	trans cristobalite 1470	2950	2.265		i H ₂ O, acid; s HF
2469	Silicon dioxide (cristobalite)	SiO ₂	14464-46-1	60.085	col hex cry	1722	2950	2.334		i H ₂ O, acid; s HF
2470	Silicon dioxide (vitreous)	SiO ₂	60676-86-0	60.085	col amorp solid	1713	2950	2.196		i H ₂ O, acid; s HF
2471	Silicon monosulfide	SiS	12504-41-5	60.151	yel-red hyg powder	1090	940	1.85		reac H ₂ O
2472	Silicon disulfide	SiS ₂	13759-10-9	92.216	wh rhomb cry	1090	subl	2.04		reac H ₂ O, EtOH; i bz
2473	Silicon tetraacetate	Si(C ₂ H ₃ O ₂) ₄	562-90-3	264.262	wh hyg cry	110				reac H ₂ O; s ace, bz
2474	Silicon tetraboride	SiB ₄	12007-81-7	71.330	gray refrac solid	1870 dec		2.4		
2475	Silicotungstic acid	H ₄ SiO ₄ · (W ₃ O ₉) ₄	12520-88-6	2878.17	hyg yel cry					vs H ₂ O, EtOH
2476	Silver	Ag	7440-22-4	107.868	silv metal; cub	961.78	2162	10.5		
2477	Silver azide	AgN ₃	13863-88-2	149.888	orth cry; exp	exp ≈250		4.9	0.00081 ²⁰	
2478	Silver subfluoride	Ag ₂ F	1302-01-8	234.734	yel hex cry	100 dec		8.6		reac H ₂ O
2479	Silver(I) acetate	AgC ₂ H ₃ O ₂	563-63-3	166.912	wh needles or powder	dec		3.26	1.04 ²⁰	
2480	Silver(I) acetylide	Ag ₂ C ₂	7659-31-6	239.757	wh powder; exp					
2481	Silver(I) acetylide (AgC ₂ H)	AgC ₂ H	13092-75-6	132.897	wh powder; exp					
2482	Silver(I) arsenate	Ag ₃ AsO ₄	13510-44-6	462.524	red cub cry	dec		6.657	0.00085	s NH ₄ OH
2483	Silver(I) benzoate	Ag(C ₆ H ₅ CO ₂)	532-31-0	228.982	powder				30 ²⁰	
2484	Silver(I) bromate	AgBrO ₃	7783-89-3	235.770	wh tetr cry	360 dec		5.21	0.193 ²⁵	
2485	Silver(I) bromide	AgBr	7785-23-1	187.772	yel cub cry	430	1502	6.47	0.000014 ²⁵	i H ₂ O, acid, EtOH
2486	Silver(I) carbonate	Ag ₂ CO ₃	534-16-7	275.745	yel monocl cry	218		6.077	0.0036 ²⁰	s acid
2487	Silver(I) chlorate	AgClO ₃	7783-92-8	191.319	wh tetr cry	230	270 dec	4.430	17.6 ²⁵	sl EtOH
2488	Silver(I) chloride	AgCl	7783-90-6	143.321	wh cub cry	455	1547	5.56	0.00019 ²⁵	
2489	Silver(I) chlorite	AgClO ₂	7783-91-7	175.320	yel cry	105 exp			0.55 ²⁵	
2490	Silver(I) chromate	Ag ₂ CrO ₄	7784-01-2	331.730	brn-red monocl cry			5.625	0.000014 ⁹	
2491	Silver(I) citrate	Ag ₃ C ₆ H ₅ O ₇	126-45-4	512.705	wh cry powder					i H ₂ O; s HNO ₃
2492	Silver(I) cyanide	AgCN	506-64-9	133.886	wh-gray hex cry	320 dec		3.95	0.0000011	i EtOH, dil acid
2493	Silver(I) dichromate	Ag ₂ Cr ₂ O ₇	7784-02-3	431.724	red cry			4.770		sl H ₂ O
2494	Silver(I) diethyldithiocarbamate	Ag(C ₂ H ₅) ₂ NCS ₂	1470-61-7	256.138	powder	173				s py
2495	Silver(I) fluoride	AgF	7775-41-9	126.866	yel-brn cub cry; hyg	435	1159	5.852	172 ²⁰	
2496	Silver(I) hexafluoroantimonate	AgSbF ₆	26042-64-8	343.618	powder					
2497	Silver(I) hexafluoroarsenate	AgAsF ₆	12005-82-2	296.780	powder					
2498	Silver(I) hexafluorophosphate	AgPF ₆	26042-63-7	252.832	powder	102 dec				
2499	Silver(I) hydrogen fluoride	AgHF ₂	12249-52-4	146.873	hyg cry	dec				
2500	Silver(I) iodate	AgIO ₃	7783-97-3	282.770	wh orth cry	>200		5.53	0.053 ²⁵	
2501	Silver(I) iodide	AgI	7783-96-2	234.772	yel powder; hex	558	1506	5.68	0.000003	i acid
2502	Silver(I) lactate monohydrate	AgC ₃ H ₅ O ₃ · H ₂ O	128-00-7	214.954	gray cry powder					sl H ₂ O, EtOH
2503	Silver(I) metaphosphate	AgPO ₃	13465-96-8	186.840	grn glass	490		6.37		i H ₂ O; s HNO ₃ , NH ₄ OH
2504	Silver(I) molybdate	Ag ₂ MoO ₄	13765-74-7	375.67	yel cub cry	483		6.18		sl H ₂ O
2505	Silver(I) nitrate	AgNO ₃	7761-88-8	169.873	col rhomb cry	210	440 dec	4.35	234 ²⁵	sl EtOH, ace
2506	Silver(I) nitrite	AgNO ₂	7783-99-5	153.874	yel needles	140 dec		4.453	0.415 ²⁵	i EtOH; reac acid
2507	Silver(I) oxalate	Ag ₂ C ₂ O ₄	533-51-7	303.755	wh cry powder	exp 140		5.03	0.0043 ²⁰	

No.	Name	Formula	CAS Reg No.	Mol. weight	Physical form	mp/°C	bp/°C	Density g cm ⁻³	Solubility g/100 g H ₂ O	Qualitative solubility
2508	Silver(I) oxide	Ag ₂ O	20667-12-3	231.735	brn-blk cub cry	≈200 dec		7.2	0.0025	i EtOH; s acid, alk
2509	Silver(I) perchlorate	AgClO ₄	7783-93-9	207.319	col cub cry; hyg	486 dec		2.806	558 ²⁵	s bz, py, os
2510	Silver(I) perchlorate monohydrate	AgClO ₄ · H ₂ O	14242-05-8	225.334	hyg wh cry	43 dec			558 ²⁵	
2511	Silver(I) permanganate	AgMnO ₄	7783-98-4	226.804	viol monocl cry	dec		4.49	0.91 ¹⁸	reac EtOH
2512	Silver(I) phosphate	Ag ₃ PO ₄	7784-09-0	418.576	yel powder	849		6.37	0.0064	sl dil acid
2513	Silver(I) picrate monohydrate	AgC ₆ H ₂ N ₃ O ₇ · H ₂ O	146-84-9	353.979	yel cry					sl H ₂ O, EtOH; i chl, eth
2514	Silver(I) selenate	Ag ₂ SeO ₄	7784-07-8	358.69	orth cry			5.72	0.118 ²⁰	
2515	Silver(I) selenide	Ag ₂ Se	1302-09-6	294.70	gray hex needles	880		8.216		i H ₂ O
2516	Silver(I) selenite	Ag ₂ SeO ₃	7784-05-6	342.69	needles	530	>550 dec	5.930		sl H ₂ O; s acid
2517	Silver(I) sulfate	Ag ₂ SO ₄	10294-26-5	311.799	col cry or powder	660		5.45	0.84 ²⁵	
2518	Silver(I) sulfide	Ag ₂ S	21548-73-2	247.801	gray-blk orth powder	825 (high press.)		7.23		i H ₂ O; s acid
2519	Silver(I) sulfite	Ag ₂ SO ₃	13465-98-0	295.799	wh cry	100 dec			0.00046 ²⁰	s acid, NH ₄ OH
2520	Silver(I) telluride	Ag ₂ Te	12002-99-2	343.34	blk orth cry	955		8.4		
2521	Silver(I) tetraiodomercurate(II)	Ag ₂ HgI ₄	7784-03-4	923.94	yel tetr cry	trans to red cub ≈40		6.1		i H ₂ O, dil acid
2522	Silver(I) thiocyanate	AgSCN	1701-93-5	165.951	wh powder	dec				i H ₂ O
2523	Silver(I) thiosulfate	Ag ₂ S ₂ O ₃	23149-52-2	327.864	wh cry	dec				sl H ₂ O; s NH ₄ OH
2524	Silver(II) oxide	AgO	1301-96-8	123.867	gray powder; monocl or cub	>100 dec		7.5	0.0027 ²⁵	s alk; reac acid
2525	Silver(II) tungstate	Ag ₂ WO ₄	13465-93-5	463.57	yel cry	620			0.015	s HNO ₃ , NH ₄ OH
2526	Silver(II) fluoride	AgF ₂	7783-95-1	145.865	wh or gray hyg cry	690		4.58		reac H ₂ O
2527	Silver(II) oxide (Ag ₂ O ₂)	Ag ₂ O ₂	25455-73-6	247.735	gray-blk cub cry	>100		7.44		i H ₂ O; s acid, NH ₄ OH
2528	Sodium	Na	7440-23-5	22.990	soft silv met; cub	97.794	882.940	0.97		reac H ₂ O
2529	Sodium acetate	NaC ₂ H ₃ O ₂	127-09-3	82.034	col cry	328.2		1.528	50.4 ²⁵	
2530	Sodium acetate trihydrate	NaC ₂ H ₃ O ₂ · 3H ₂ O	6131-90-4	136.079	col cry	58 dec		1.45	50.4 ²⁵	sl EtOH
2531	Sodium aluminate	NaAlO ₂	1302-42-7	81.971	wh orth cry; hyg	1650		4.63		vs H ₂ O; i EtOH
2532	Sodium aluminum hydride	NaAlH ₄	13770-96-2	54.004	wh hyg solid	174 dec		1.24		i eth; s thf
2533	Sodium aluminum sulfate dodecahydrate	NaAl(SO ₄) ₂ · 12H ₂ O	10102-71-3	458.281	col cry	≈60		1.61	39.7 ²⁰	i EtOH
2534	Sodium amide	NaNH ₂	7782-92-5	39.013	wh-grn orth cry	210	500 dec	1.39		reac H ₂ O
2535	Sodium ammonium phosphate tetrahydrate	NaNH ₄ HPO ₄ · 4H ₂ O	13011-54-6	209.069	monocl cry	≈80 dec		1.54		s H ₂ O; i EtOH
2536	Sodium arsenate dodecahydrate	Na ₃ AsO ₄ · 12H ₂ O	7778-43-0	424.072	col monocl prism	86 dec				s H ₂ O; sl EtOH; i eth
2537	Sodium arsenite	NaAsO ₂	7784-46-5	129.911	wh-gray hyg powder			1.87		vs H ₂ O; i EtOH
2538	Sodium azide	NaN ₃	26628-22-8	65.010	col hex cry	300 dec		1.846	40.8 ²⁰	sl EtOH; i eth
2539	Sodium borohydride	NaBH ₄	16940-66-2	37.833	wh cub cry; hyg	≈400 dec		1.07	55 ²⁰	reac EtOH
2540	Sodium bromate	NaBrO ₃	7789-38-0	150.892	col cub cry	381		3.34	39.4 ²⁵	i EtOH
2541	Sodium bromide	NaBr	7647-15-6	102.894	wh cub cry	747	1390	3.200	94.6 ²⁵	s EtOH
2542	Sodium bromide dihydrate	NaBr · 2H ₂ O	13466-08-5	138.925	wh cry	36 dec		2.18	94.6 ²⁵	sl EtOH
2543	Sodium carbonate	Na ₂ CO ₃	497-19-8	105.989	wh hyg powder	856		2.54	30.7 ²⁵	i EtOH
2544	Sodium carbonate monohydrate	Na ₂ CO ₃ · H ₂ O	5968-11-6	124.005	col orth cry	100 dec		2.25	30.7 ²⁵	i EtOH
2545	Sodium carbonate decahydrate	Na ₂ CO ₃ · 10H ₂ O	6132-02-1	286.142	col cry	34 dec		1.46	30.7 ²⁵	i EtOH
2546	Sodium chlorate	NaClO ₃	7775-09-9	106.441	col cub cry	248	dec 630	2.5	100 ²⁵	sl EtOH
2547	Sodium chloride	NaCl	7647-14-5	58.443	col cub cry	800.7	1465	2.17	36.0 ²⁵	sl EtOH
2548	Sodium chlorite	NaClO ₂	7758-19-2	90.442	wh hyg cry	≈180 dec			64 ¹⁷	
2549	Sodium chromate	Na ₂ CrO ₄	7775-11-3	161.974	yel orth cry	794		2.72	87.6 ²⁵	sl EtOH
2550	Sodium chromate tetrahydrate	Na ₂ CrO ₄ · 4H ₂ O	10034-82-9	234.035	yel hyg cry	dec			87.6 ²⁵	sl EtOH
2551	Sodium citrate dihydrate	Na ₃ C ₆ H ₅ O ₇ · 2H ₂ O	6132-04-3	294.099	wh cry	150 dec				vs H ₂ O; i EtOH, eth
2552	Sodium citrate pentahydrate	Na ₃ C ₆ H ₅ O ₇ · 5H ₂ O	6858-44-2	348.145	hyg col cry	dec 150		1.86	92 ²⁵	vs H ₂ O; sl EtOH; i eth
2553	Sodium cyanate	NaCNO	917-61-3	65.007	col needles	550		1.89		s H ₂ O; sl EtOH; i eth
2554	Sodium cyanide	NaCN	143-33-9	49.008	wh cub cry; hyg	562		1.6	58.2 ²⁰	sl EtOH
2555	Sodium cyanoborohydride	NaBH ₃ CN	25895-60-7	62.843	wh hyg powder	240 dec		1.12		vs H ₂ O; s thf; sl EtOH; i bz, eth
2556	Sodium dichromate	Na ₂ Cr ₂ O ₇	10588-01-9	261.968	red hyg cry	357	400 dec		187 ²⁵	
2557	Sodium dichromate dihydrate	Na ₂ Cr ₂ O ₇ · 2H ₂ O	7789-12-0	297.999	oran-red monocl cry	85 dec		2.35		vs H ₂ O; S HOAc
2558	Sodium dihydrogen phosphate	NaH ₂ PO ₄	7558-80-7	119.977	col monocl cry	200 dec			94.9 ²⁵	
2559	Sodium dihydrogen phosphate monohydrate	NaH ₂ PO ₄ · H ₂ O	10049-21-5	137.993	wh hyg cry	100 dec			94.9 ²⁵	i EtOH
2560	Sodium dihydrogen phosphate dihydrate	NaH ₂ PO ₄ · 2H ₂ O	13472-35-0	156.008	col orth cry	60 dec		1.91	94.9 ²⁵	i EtOH
2561	Sodium dihydrogen hypophosphate hexahydrate	Na ₂ H ₂ P ₂ O ₆ · 6H ₂ O	7782-95-8	314.031	monocl plates	110 dec		1.849	2.0 ²⁵	i EtOH

No.	Name	Formula	CAS Reg No.	Mol. weight	Physical form	mp/°C	bp/°C	Density g cm ⁻³	Solubility g/100 g H ₂ O	Qualitative solubility
2562	Sodium dihydrogen pyrophosphate	Na ₂ H ₂ P ₂ O ₇	7758-16-9	221.939	wh powder	220 dec		≈1.9		s H ₂ O
2563	Sodium dithionate	Na ₂ S ₂ O ₄	7775-14-6	174.108	gray-wh powder	52 dec			24.1 ²⁰	sl EtOH
2564	Sodium dithionate dihydrate	Na ₂ S ₂ O ₄ · 2H ₂ O	7631-94-9*	242.137	col orth cry	110 dec		2.19	15.1 ²⁰	i EtOH
2565	Sodium ethanolate	NaC ₂ H ₃ O	141-52-6	68.050	wh-yel hyg powder	260 dec				reac H ₂ O; s EtOH
2566	Sodium ferricyanide monohydrate	Na ₃ Fe(CN) ₆ · H ₂ O	14217-21-1*	298.933	red hyg cry					s H ₂ O; i EtOH
2567	Sodium ferrocyanide decahydrate	Na ₄ Fe(CN) ₆ · 10H ₂ O	13601-19-9	484.061	yel monocl cry	≈50 dec		1.46	20 ²⁰	i os
2568	Sodium fluoride	NaF	7681-49-4	41.988	col cub or tetra cry	996	1704	2.78	4.13 ²⁵	i EtOH
2569	Sodium fluorophosphate	Na ₂ PO ₃ F	10163-15-2	143.950	powder					
2570	Sodium formate	NaCHO ₂	141-53-7	68.008	wh hyg cry	257.3	dec	1.92	94.9 ²⁵	sl EtOH
2571	Sodium germanate	Na ₂ GeO ₃	12025-19-3	166.62	wh monocl hyg cry	1083		3.31		
2572	Sodium gold cyanide	NaAu(CN) ₂	15280-09-8	271.991	wh-yel cry pow					s H ₂ O, NH ₄ OH
2573	Sodium gold thiosulfate dihydrate	Na ₂ Au(S ₂ O ₃) ₂ · 5H ₂ O	10233-88-2	526.223	wh needles or prisms	dec 150		3.09		vs H ₂ O; i EtOH
2574	Sodium hexabromoplatinate(IV) hexahydrate	Na ₂ PtBr ₆ · 6H ₂ O	39277-13-9	828.579	cry					
2575	Sodium hexachloroiridate(IV) hexahydrate	Na ₂ IrCl ₆ · 6H ₂ O	19567-78-3	559.006	cry	600 dec				
2576	Sodium hexachloroplatinate(IV)	Na ₂ PtCl ₆	16923-58-3	453.782	yel hyg cry				53 ¹⁶	s EtOH
2577	Sodium hexachloroplatinate(IV) hexahydrate	Na ₂ PtCl ₆ · 6H ₂ O	16923-58-3	561.873	yel cry	110 dec		2.50	53 ¹⁶	s EtOH; i eth
2578	Sodium hexafluoroaluminate	Na ₃ AlF ₆	13775-53-6	209.941	col monocl cry; trans cub 560	1013		2.97		i H ₂ O
2579	Sodium hexafluoroantimonate	NaSbF ₆	16925-25-0	258.740	wh cub cry			3.375	129 ²⁰	s EtOH, ace
2580	Sodium hexafluorophosphate monohydrate	NaPF ₆ · H ₂ O	20644-15-9	185.969	col orth cry			2.369	103 ⁹	s EtOH, MeOH, ace
2581	Sodium hexafluorosilicate	Na ₂ SiF ₆	16893-85-9	188.056	wh hex cry	847		2.7	0.67 ²⁰	i EtOH
2582	Sodium hexanitrocobaltate(III)	Na ₃ Co(NO ₂) ₆	14649-73-1	403.935	yel-brn cry powder					vs H ₂ O; sl EtOH
2583	Sodium hydride	NaH	7646-69-7	23.998	silv cub cry; flam	425 dec		1.39		reac H ₂ O; EtOH
2584	Sodium hydrogen arsenate	Na ₂ HAsO ₄	7778-43-0	185.908	wh powder	≈195 dec			51 ²⁰	sl EtOH
2585	Sodium hydrogen arsenate heptahydrate	Na ₂ HAsO ₄ · 7H ₂ O	10048-95-0	312.014	wh monocl cry	≈50 dec		1.87	51 ²⁰	sl EtOH
2586	Sodium hydrogen carbonate	NaHCO ₃	144-55-8	84.007	wh monocl cry	≈50 dec		2.20	10.3 ²⁵	i EtOH
2587	Sodium hydrogen fluoride	NaHF ₂	1333-83-1	61.995	wh hex cry	>160 dec		2.08	3.25 ²⁰	
2588	Sodium hydrogen phosphate	Na ₂ HPO ₄	7558-79-4	141.959	wh hyg powder			1.7	11.8 ²⁵	
2589	Sodium hydrogen phosphate heptahydrate	Na ₂ HPO ₄ · 7H ₂ O	7782-85-6	268.066	col cry			≈1.7	11.8 ²⁵	i EtOH
2590	Sodium hydrogen phosphate dodecahydrate	Na ₂ HPO ₄ · 12H ₂ O	10039-32-4	358.143	col cry	≈35 dec		≈1.5	11.8 ²⁵	i EtOH
2591	Sodium hydrogen sulfate	NaHSO ₄	7681-38-1	120.061	wh hyg cry	≈315		2.43	28.5 ²⁵	
2592	Sodium hydrogen sulfate monohydrate	NaHSO ₄ · H ₂ O	10034-88-5	138.076	wh monocl cry			2.10	28.5 ²⁵	reac EtOH
2593	Sodium hydrogen sulfide	NaHS	16721-80-5	56.063	col rhomb cry	350		1.79		s H ₂ O, EtOH, eth
2594	Sodium hydrogen sulfide dihydrate	NaHS · 2H ₂ O	16721-80-5	92.094	yel hyg needles	55 dec				vs H ₂ O, EtOH, eth
2595	Sodium hydrogen sulfite	NaHSO ₃	7631-90-5	104.061	wh cry			1.48		s H ₂ O; sl EtOH
2596	Sodium hydroxide	NaOH	1310-73-2	39.997	wh orth cry; hyg	323	1388	2.13	100 ²⁵	s EtOH, MeOH
2597	Sodium hypochlorite	NaClO	7681-52-9	74.442	stab in aq soln	anh form exp			79.9 ²⁵	
2598	Sodium hypochlorite pentahydrate	NaOCl · 5H ₂ O	10022-70-5	164.518	pale grn orth cry	18		1.6		s H ₂ O
2599	Sodium iodate	NaIO ₃	7681-55-2	197.892	wh orth cry	422		4.28	9.47 ²⁵	i EtOH
2600	Sodium iodide	NaI	7681-82-5	149.894	wh cub cry; hyg	661	1304	3.67	184 ²⁵	s EtOH, ace
2601	Sodium iodide dihydrate	NaI · 2H ₂ O	13517-06-1	185.925	hyg col monocl cry	69 dec		2.45	318 ⁹	vs H ₂ O
2602	Sodium bismuthate	NaBiO ₃	12232-99-4	279.968	yel-brn hyg cry					i cold H ₂ O, reac acid
2603	Sodium metabisulfite	Na ₂ S ₂ O ₃	7681-57-4	190.107	wh cry				66.7 ²⁵	sl EtOH
2604	Sodium metaborate	NaBO ₂	7775-19-1	65.800	wh hex cry	966	1434	2.46		s H ₂ O
2605	Sodium metasilicate	Na ₂ SiO ₃	6834-92-0	122.064	wh amorp solid; hyg	1089		2.61		s cold H ₂ O; reac hot H ₂ O; i EtOH
2606	Sodium metasilicate pentahydrate	Na ₂ SiO ₃ · 5H ₂ O	13517-24-3	212.140	wh pow	72 dec				s H ₂ O
2607	Sodium molybdate	Na ₂ MoO ₄	7631-95-0	205.92	col cub cry	687		≈3.5	65.0 ²⁵	
2608	Sodium molybdate dihydrate	Na ₂ MoO ₄ · 2H ₂ O	10102-40-6	241.95	cry powder	100 dec		≈3.5	65.0 ²⁵	
2609	Sodium molybdophosphate	Na ₃ PO ₄ · 12MoO ₃	1313-30-0	1891.20	hyg solid			2.83		vs H ₂ O, EtOH
2610	Sodium niobate	NaNbO ₃	12034-09-2	163.894	rhomb cry	1422		4.55		i H ₂ O
2611	Sodium nitrate	NaNO ₃	7631-99-4	84.995	col hex cry; hyg	306.5		2.261	91.2 ²⁵	sl EtOH, MeOH
2612	Sodium nitrite	NaNO ₂	7632-00-0	68.996	wh orth cry; hyg	284	>320 dec	2.17	84.8 ²⁵	sl EtOH; reac acid
2613	Sodium nitroferrocyanide dihydrate	Na ₃ [Fe(CN) ₅ NO] · 2H ₂ O	13755-38-9	297.949	red cry			1.72	40 ¹⁶	sl EtOH
2614	Sodium orthovanadate	Na ₃ VO ₄	13721-39-6	183.909	col hex prisms	860				s H ₂ O; i EtOH
2615	Sodium oxalate	Na ₂ C ₂ O ₄	62-76-0	133.999	wh powder	≈250 dec		2.34	3.61 ²⁵	i EtOH

No.	Name	Formula	CAS Reg No.	Mol. weight	Physical form	mp/°C	bp/°C	Density g cm ⁻³	Solubility g/100 g H ₂ O	Qualitative solubility
2616	Sodium oxide	Na ₂ O	1313-59-3	61.979	wh amorp powder	1134		2.27		reac H ₂ O
2617	Sodium perborate tetrahydrate	NaBO ₃ · 4H ₂ O	7632-04-4	153.861	wh cry	60 dec				reac H ₂ O
2618	Sodium perchlorate	NaClO ₄	7601-89-0	122.441	wh orth cry; hyg	482 dec		2.52	205 ²⁵	
2619	Sodium perchlorate monohydrate	NaClO ₄ · H ₂ O	7791-07-3	140.456	wh hyg cry	≈130 dec		2.02	205 ²⁵	
2620	Sodium periodate	NaIO ₃	7790-28-5	213.892	wh tet cry	≈300 dec		3.86	14.4 ²⁵	s acid
2621	Sodium periodate trihydrate	NaIO ₃ · 3H ₂ O	13472-31-6	267.938	wh hex cry	175 dec		3.22	14.4 ²⁵	
2622	Sodium permanganate trihydrate	NaMnO ₄ · 3H ₂ O	10101-50-5*	195.972	red-blk hyg cry	170 dec		2.47	144 ²⁰	reac EtOH
2623	Sodium peroxide	Na ₂ O ₂	1313-60-6	77.979	yel hyg powder	675		2.805		reac H ₂ O
2624	Sodium perrhenate	NaReO ₄	13472-33-8	273.195	cry	300		5.39		
2625	Sodium persulfate	Na ₂ S ₂ O ₈	7775-27-1	238.105	wh hyg cry					vs H ₂ O; reac EtOH
2626	Sodium phosphate	Na ₃ PO ₄	7601-54-9	163.940	col cry	1583		2.54	14.5 ²⁵	s H ₂ O
2627	Sodium phosphate dodecahydrate	Na ₃ PO ₄ · 12H ₂ O	10101-89-0	380.124	col hex cry	≈75		1.62	14.4 ²⁵	i EtOH
2628	Sodium phosphate, chlorinated	Na ₂ PO ₄ · NaOCl	56802-99-4	238.383	wh cry				25 ²⁵	
2629	Sodium phosphide	Na ₃ P	12058-85-4	99.943	red solid	>650				reac H ₂ O
2630	Sodium phosphinate	NaH ₂ PO ₂	7681-53-0	87.979	wh cry				100 ²⁵	
2631	Sodium phosphinate monohydrate	NaH ₂ PO ₂ · H ₂ O	10039-56-2	105.994	col hyg cry	310 dec			100 ²⁵	s EtOH
2632	Sodium phosphonate pentahydrate	Na ₂ HPO ₃ · 5H ₂ O	13517-23-2	216.036	wh hex plates	dec 200			429 ²⁰	vs H ₂ O; i EtOH
2633	Sodium pyrophosphate	Na ₂ P ₂ O ₇	7722-88-5	265.902	col cry	988		2.53	7.09 ²⁵	
2634	Sodium selenate	Na ₂ SeO ₄	13410-01-0	188.94	col orth cry				58.5 ²⁵	
2635	Sodium selenate decahydrate	Na ₂ SeO ₄ · 10H ₂ O	10102-23-5	369.09	wh cry			1.61	58.5 ²⁵	
2636	Sodium selenide	Na ₂ Se	1313-85-5	124.94	amorp solid	>875		2.62		reac H ₂ O
2637	Sodium selenite	Na ₂ SeO ₃	10102-18-8	172.94	wh tet cry				89.8 ²⁵	i EtOH
2638	Sodium selenite pentahydrate	Na ₂ SeO ₃ · 5H ₂ O	26970-82-1	184.054	wh tet cry	dec				s H ₂ O; i EtOH
2639	Sodium stannate trihydrate	Na ₂ SnO ₃ · 3H ₂ O	12209-98-2	266.734	col hex cry	dec 140			61 ¹⁵	vs H ₂ O; i EtOH, ace
2640	Sodium stearate	NaC ₁₈ H ₃₅ O ₂	822-16-2	306.460	wh powder					sl H ₂ O, EtOH; vs hot H ₂ O
2641	Sodium succinate hexahydrate	Na ₂ C ₄ H ₄ O ₄ · 6H ₂ O	150-90-3	270.144	cry powder	120 dec			20	i EtOH
2642	Sodium sulfate	Na ₂ SO ₄	7757-82-6	142.043	wh orth cry or powder	884		2.7	28.1 ²⁵	i EtOH
2643	Sodium sulfate heptahydrate	Na ₂ SO ₄ · 7H ₂ O	13472-39-4	204.152	wh cry	dec				vs H ₂ O
2644	Sodium sulfate decahydrate	Na ₂ SO ₄ · 10H ₂ O	7727-73-3	322.196	col monocl cry	32 dec		1.46	28.1 ²⁵	i EtOH
2645	Sodium sulfide	Na ₂ S	1313-82-2	78.045	wh cub cry; hyg	1172		1.856	20.6 ²⁵	sl EtOH; i eth
2646	Sodium sulfide pentahydrate	Na ₂ S · 5H ₂ O	1313-83-3	168.121	col orth cry	120 dec		1.58	20.6 ²⁵	s EtOH; i eth
2647	Sodium sulfide nonahydrate	Na ₂ S · 9H ₂ O	1313-84-4	240.183	wh-yel hyg cry	≈50 dec		1.43	20.6 ²⁵	sl EtOH; i eth
2648	Sodium sulfite	Na ₂ SO ₃	7757-83-7	126.043	wh hex cry	911		2.63	30.7 ²⁵	i EtOH
2649	Sodium sulfite heptahydrate	Na ₂ SO ₃ · 7H ₂ O	10102-15-5	252.150	wh monocl cry; unstab			1.56	30.7 ²⁵	sl EtOH
2650	Sodium superoxide	NaO ₂	12034-12-7	54.989	yel cub cry	552		2.2		reac H ₂ O
2651	Sodium tartrate dihydrate	Na ₂ C ₄ H ₄ O ₆ · 2H ₂ O	6106-24-7	230.082				1.545		s H ₂ O; i EtOH
2652	Sodium tellurate	Na ₂ TeO ₄	10101-83-4	237.58	wh powder				0.8	
2653	Sodium tellurite	Na ₂ TeO ₃	10102-20-2	221.58	wh rhomb prisms					sl H ₂ O
2654	Sodium tetraborate	Na ₂ B ₄ O ₇	1330-43-4	201.220	col gl solid; hyg	743	1575	2.4	3.17 ²⁵	sl MeOH
2655	Sodium tetraborate tetrahydrate	Na ₂ B ₄ O ₇ · 4H ₂ O	12045-87-3	273.281	wh monocl cry			1.95	3.17 ²⁵	
2656	Sodium tetraborate pentahydrate	Na ₂ B ₄ O ₇ · 5H ₂ O	12045-88-4	291.296	hex cry	dec		1.88	3.17 ²⁵	
2657	Sodium tetraborate decahydrate	Na ₂ B ₄ O ₇ · 10H ₂ O	1303-96-4	381.373	wh monocl cry	75 dec		1.73	3.17 ²⁵	i EtOH
2658	Sodium tetrachloroaluminate	NaAlCl ₄	7784-16-9	191.784	orth cry			2.01		s H ₂ O
2659	Sodium tetrachloroaurate(III) dihydrate	NaAuCl ₄ · 2H ₂ O	13874-02-7	397.800	oran-yel rhom cry	100 dec			150 ¹⁰	s EtOH, eth
2660	Sodium tetrachloropalladate(II) trihydrate	Na ₂ PdCl ₄ · 3H ₂ O	13820-53-6	348.26	brn-red hyg cry					vs H ₂ O; s EtOH
2661	Sodium tetrachloroplatinate(II) tetrahydrate	Na ₂ PtCl ₄ · 4H ₂ O	10026-00-3	454.938	red prisms	100				s H ₂ O, EtOH
2662	Sodium tetrafluoroberyllate	Na ₂ BeF ₄	13871-27-7	130.986	orth cry	575		2.47		sl H ₂ O
2663	Sodium tetrafluoroborate	NaBF ₄	13755-29-8	109.795	wh orth prisms	384		2.47	108 ²⁰	sl EtOH
2664	Sodium thioantimonate nonahydrate	Na ₃ SbS ₄ · 9H ₂ O	10101-91-4	481.127	yel cry	dec 108		1.8	28 ²⁰	i EtOH
2665	Sodium thiocyanate	NaSCN	540-72-7	81.073	col hyg cry	287			151 ²⁵	
2666	Sodium thiophosphate dodecahydrate	Na ₂ PO ₃ S · 12H ₂ O	10101-88-9	396.190	hex hyg leaflets	60				vs hot H ₂ O
2667	Sodium thiosulfate	Na ₂ S ₂ O ₃	7772-98-7	158.108	col monocl cry	100 dec		1.69	76.4 ²⁵	i EtOH
2668	Sodium thiosulfate pentahydrate	Na ₂ S ₂ O ₃ · 5H ₂ O	10102-17-7	248.184	col cry	≈50 dec		1.69	76.4 ²⁵	i EtOH
2669	Sodium trimetaphosphate	Na ₃ (PO ₃) ₃	7785-84-4	305.885	wh cry			2.49	22	
2670	Sodium trimetaphosphate hexahydrate	Na ₃ (PO ₃) ₃ · 6H ₂ O	7785-84-4	413.976	tricl-rhom hyg prisms	53		1.786	22	i EtOH
2671	Sodium tripolyphosphate	Na ₅ P ₃ O ₁₀	7758-29-4	367.864	wh hyg powder	622			20 ²⁵	
2672	Sodium tungstate	Na ₂ WO ₄	13472-45-2	293.82	wh rhom cry	695		4.18	74.2 ²⁵	
2673	Sodium tungstate dihydrate	Na ₂ WO ₄ · 2H ₂ O	10213-10-2	329.85	wh orth cry	100 dec		3.25	74.2 ²⁵	i EtOH
2674	Sodium uranate(VI) monohydrate	Na ₂ U ₂ O ₇ · H ₂ O	13721-34-1	652.049	yel powder					i H ₂ O; s acid

No.	Name	Formula	CAS Reg No.	Mol. weight	Physical form	mp/°C	bp/°C	Density g cm ⁻³	Solubility g/100 g H ₂ O	Qualitative solubility
2675	Sodium vanadate(V)	NaVO ₃	13718-26-8	121.930	col monoc prisms	630			21 ²⁵	
2676	Sodium vanadate(V) tetrahydrate	NaVO ₃ · 4H ₂ O	13718-26-8	193.992	yel-wh cry powder				21 ²⁵	
2677	Strontium	Sr	7440-24-6	87.62	silv-wh metal; cub	777	1382	2.64		react H ₂ O; s EtOH
2678	Strontium acetate	Sr(C ₂ H ₃ O ₂) ₂	543-94-2	205.71	col hyg cry	dec		2.1	40 ²⁵	vs H ₂ O
2679	Strontium arsenite tetrahydrate	Sr(AsO ₂) ₂ · 4H ₂ O	10378-48-0	373.52	wh powder					sl H ₂ O, EtOH; sol dil acid
2680	Strontium bromate monohydrate	Sr(BrO ₃) ₂ · H ₂ O	14519-18-7	361.44	yel hyg monocl cry	120 dec		3.773	39.0 ²⁵	
2681	Strontium bromide	SrBr ₂	10476-81-0	247.43	wh tetr cry	657		4.216	107 ²⁵	
2682	Strontium bromide hexahydrate	SrBr ₂ · 6H ₂ O	7789-53-9	355.52	col hyg cry	88 dec			107 ²⁵	s EtOH; i eth
2683	Strontium carbide	SrC ₂	12071-29-3	111.64	blk tetr cry	>1700		3.19		i H ₂ O
2684	Strontium carbonate	SrCO ₃	1633-05-2	147.63	wh orth cry; hyg	1494		3.785	0.00034 ²⁰	s dil acid
2685	Strontium chlorate	Sr(ClO ₃) ₂	7791-10-8	254.52	col cry	120 dec		3.15	176 ²⁵	sl EtOH
2686	Strontium chloride	SrCl ₂	10476-85-4	158.53	wh cub cry; hyg	874	1250	3.052	54.7 ²⁵	
2687	Strontium chloride hexahydrate	SrCl ₂ · 6H ₂ O	10025-70-4	266.62	col hyg cry	100 dec		1.96	54.7 ²⁵	s EtOH
2688	Strontium chromate	SrCrO ₄	7789-06-2	203.61	yel monocl cry	dec		3.9	0.106 ²⁰	s dil acid
2689	Strontium cyanide dihydrate	Sr(CN) ₂ · 4H ₂ O	52870-08-3	211.72	wh hyg cry	dec				vs H ₂ O
2690	Strontium ferrocyanide pentadecahydrate	SrFe(CN) ₆ · 15H ₂ O	14654-44-5	569.80	yel monocl cry				50	
2691	Strontium fluoride	SrF ₂	7783-48-4	125.62	wh cub cry or powder	1477	2460	4.24	0.021 ²⁵	s dil acid
2692	Strontium formate	Sr(CHO ₂) ₂	592-89-2	177.66	wh cry	71.9		2.693	9.1 ⁰	
2693	Strontium formate dihydrate	Sr(CHO ₂) ₂ · 2H ₂ O	6160-34-5	213.69	col rhom cry	100 dec		2.25	9.1 ³⁷	i EtOH, eth
2694	Strontium hexaboride	SrB ₆	12046-54-7	152.49	blk cub cry	2235		3.39		i H ₂ O; s HNO ₃
2695	Strontium hydride	SrH ₂	13598-33-9	89.64	orth cry	1050		3.26		react H ₂ O
2696	Strontium hydroxide	Sr(OH) ₂	18480-07-4	121.64	col orth cry; hyg	535	710 dec	3.625	2.25 ²⁵	
2697	Strontium iodate	Sr(IO ₃) ₂	13470-01-4	437.43	tricl cry			5.045	0.165 ²⁵	
2698	Strontium iodide	SrI ₂	10476-86-5	341.43	wh hyg cry	538	1773 dec	4.55	177 ²⁵	
2699	Strontium iodide hexahydrate	SrI ₂ · 6H ₂ O	73796-25-5	449.52	wh-yel hex cry; hyg	120 dec		4.4	177 ²⁵	s EtOH
2700	Strontium molybdate	SrMoO ₄	13470-04-7	247.56	wh cry pow	1040		4.54		i H ₂ O
2701	Strontium niobate	SrNb ₂ O ₆	12034-89-8	369.43	monocl cry	1225		5.11		i H ₂ O
2702	Strontium nitrate	Sr(NO ₃) ₂	10042-76-9	211.63	wh cub cry	570		2.99	80.2 ²⁵	sl EtOH, ace
2703	Strontium nitride	Sr ₃ N ₂	12033-82-8	290.87	refrac solid	1200				react H ₂ O; s HCl
2704	Strontium nitrite	Sr(NO ₂) ₂	13470-06-9	179.63	wh-yel hyg needles	240 dec		2.8	72.1 ³⁰	s H ₂ O
2705	Strontium orthosilicate	Sr ₂ SiO ₄	13597-55-2	267.32	orth cry			4.5		
2706	Strontium oxalate monohydrate	SrC ₂ O ₄ · H ₂ O	814-95-9	193.65	cry pow	dec 150			0.00005 ²⁰	sl dil acid
2707	Strontium oxide	SrO	1314-11-0	103.62	col cub cry	2531		5.1		react H ₂ O
2708	Strontium perchlorate	Sr(ClO ₄) ₂	13450-97-0	286.52	col hyg cry				306 ²⁵	s EtOH, MeOH
2709	Strontium permanganate trihydrate	Sr(MnO ₄) ₂ · 3H ₂ O	14446-13-0	379.54	purp cub cry	175 dec		2.75	250 ¹⁸	
2710	Strontium peroxide	SrO ₂	1314-18-7	119.62	wh tetr cry; unstab	215 dec		4.78		react H ₂ O
2711	Strontium phosphate	Sr ₃ (PO ₄) ₂	7446-28-8	452.80	wh powder				0.000011 ²⁰	s acid
2712	Strontium selenate	SrSeO ₄	7446-21-1	230.58	orth cry			4.25	0.115 ²⁰	s hot HCl
2713	Strontium selenide	SrSe	1315-07-7	166.58	wh cub cry	1600		4.54		
2714	Strontium silicide	SrSi ₂	12138-28-2	143.79	silv-gray cub cry	1100		3.35		
2715	Strontium sulfate	SrSO ₄	7759-02-6	183.68	wh orth cry	1606		3.96	0.0135 ²⁵	i EtOH; sl acid
2716	Strontium sulfide	SrS	1314-95-1	119.69	gray cub cry	2226		3.70		sl H ₂ O; s acid
2717	Strontium sulfite	SrSO ₃	13451-02-0	167.68	col cry	dec			0.0015 ²⁵	s H ₂ SO ₄ , HCl
2718	Strontium telluride	SrTe	12040-08-3	215.22	wh cub cry			4.83		
2719	Strontium thiosulfate pentahydrate	SrS ₂ O ₃ · 5H ₂ O	15123-90-7	289.82	monocl needles	100 dec		2.17	36.3 ²⁵	i EtOH
2720	Strontium titanate	SrTiO ₃	12060-59-2	183.49	wh cub cry	2080		5.1		i H ₂ O
2721	Strontium tungstate	SrWO ₄	13451-05-3	335.46	col tetr cry	dec		6.187	0.14 ¹⁵	i EtOH
2722	Strontium zirconate	SrZrO ₃	12036-39-4	226.84	col cry	2600				
2723	Sulfur (rhombic)	S	7704-34-9	32.065	yel orth cry	95.3 (trans to monocl)	444.61	2.07		i H ₂ O; sl EtOH, bz, eth; s CS ₂
2724	Sulfur (monoclinic)	S	7704-34-9	32.065	yel monocl needles, stable	115.21 95.3-120	444.61	2.07		i H ₂ O; sl EtOH, bz, eth; s CS ₂
2725	Sulfuric acid	H ₂ SO ₄	7664-93-9	98.079	col oily liq	10.31	337	1.8302		vs H ₂ O
2726	Peroxydisulfuric acid	H ₂ SO ₅	7722-86-3	114.078	wh cry; unstab	45 dec				vs H ₂ O
2727	Nitrosylsulfuric acid	HNOSO ₄	7782-78-7	127.077	prisms	73 dec				react H ₂ O; s H ₂ SO ₄
2728	Chlorosulfonic acid	SO ₂ (OH)Cl	7790-94-5	116.524	col-yel liq	-80	152	1.75		react H ₂ O; s py
2729	Fluorosulfonic acid	SO ₂ (OH)F	7789-21-1	100.069	col liq	-89	163	1.726		react H ₂ O
2730	Sulfurous acid	H ₂ SO ₃	7782-99-2	82.079	exists only in aq soln					
2731	Sulfamic acid	H ₂ NSO ₃ H	5329-14-6	97.094	orth cry	≈205 dec		2.15	14.7 ⁰	sl ace; i eth
2732	Sulfur dioxide	SO ₂	7446-09-5	64.064	col gas	-75.5	-10.05	2.619 g/L		s H ₂ O, EtOH, eth, chl

No.	Name	Formula	CAS Reg No.	Mol. weight	Physical form	mp/°C	bp/°C	Density g cm ⁻³	Solubility g/100 g H ₂ O	Qualitative solubility
2733	Sulfur trioxide	SO ₃	7446-11-9	80.063	wh needles	62.2	subl			reac H ₂ O
2734	Sulfur trioxide (γ-form)	SO ₃	7446-11-9	80.063	col solid or liq	16.8	44.5	1.90		reac H ₂ O
2735	Sulfur trioxide (β-form)	SO ₃	7446-11-9	80.063	wh needles	30.5	44.5			reac H ₂ O
2736	Sulfur bromide (SSBr ₂)	SSBr ₂	13172-31-1	223.938	red oily liq	-46	>25 dec	2.63		reac H ₂ O
2737	Sulfur chloride (SSCl ₂)	SSCl ₂	10025-67-9	135.036	yel-red oily liq	-77	137	1.69		reac H ₂ O; s EtOH, bz, eth, ctc
2738	Sulfur fluoride (SSF ₂)	SSF ₂	16860-99-4	102.127	col gas	-164.6	-10.6	4.174 g/L		reac H ₂ O
2739	Sulfur fluoride (FSSF)	FSSF	13709-35-8	102.127	col gas	-133	15	4.174 g/L		reac H ₂ O
2740	Sulfur dichloride	SCl ₂	10545-99-0	102.971	red visc liq	-122	59.6	1.62		reac H ₂ O
2741	Sulfur tetrafluoride	SF ₄	7783-60-0	108.059	col gas	-125	-40.45	4.417 g/L		reac H ₂ O
2742	Sulfur hexafluoride	SF ₆	2551-62-4	146.055	col gas	-49.596 tp	-63.8 sp	5.970 g/L		sl H ₂ O; s EtOH
2743	Sulfur bromide pentafluoride	SF ₅ Br	15607-89-3	206.961	col gas	-79	3.1	8.459 g/L		
2744	Sulfur chloride pentafluoride	SF ₅ Cl	13780-57-9	162.510	col gas	-64	-19.05	6.642 g/L		
2745	Sulfur decafluoride	S ₂ F ₁₀	5714-22-7	254.114	liq	-52.7	30; dec 150	2.08		i H ₂ O
2746	Sulfuryl amide	(NH ₂) ₂ SO ₂	7803-58-9	96.109	orth plates	93	250 dec			vs H ₂ O; sl EtOH
2747	Sulfuryl chloride	SO ₂ Cl ₂	7791-25-5	134.970	col liq	-51	69.4	1.680		reac H ₂ O; s bz, tol, eth
2748	Sulfuryl fluoride	SO ₂ F ₂	2699-79-8	102.061	col gas	-135.8	-55.4	4.172 g/L		sl H ₂ O, EtOH; s tol, ctc
2749	Sulfuryl bromide fluoride	SO ₂ BrF	13536-61-3	162.966	col liq	-86	41			reac H ₂ O
2750	Sulfuryl chloride fluoride	SO ₂ ClF	13637-84-8	118.515	col gas	-124.7	7.1	1.62 ^o		reac H ₂ O
2751	Pyrosulfuryl chloride	S ₂ O ₃ Cl ₂	7791-27-7	215.033	col fuming liq	-37	151	1.837		reac H ₂ O
2752	Thionyl bromide	SOBr ₂	507-16-4	207.872	yel liq	-50	140			reac H ₂ O
2753	Thionyl chloride	SOCl ₂	7719-09-7	118.970	yel fuming liq	-101	75.6	1.631		reac H ₂ O; s bz, ctc, chl
2754	Thionyl fluoride	SOF ₂	7783-42-8	86.061	col gas	-129.5	-43.8	3.518 g/L		reac H ₂ O; s bz, eth
2755	Sulfur fluoride oxide (SOF ₄)	SOF ₄	13709-54-1	124.058	col gas	-99.6	-48.5	1.95 ⁸²		reac H ₂ O
2756	Sulfur fluoride hypofluorite	F ₅ SOF	15179-32-5	162.054	col gas	-86	-35.1	6.624 g/L		
2757	Tetrasulfur tetranitride	S ₄ N ₄	28950-34-7	184.287	yel-oran cry	178.2	subl			i H ₂ O; reac alk, acid
2758	Tantalum	Ta	7440-25-7	180.948	gray metal; cub	3017	5458	16.4		reac HF
2759	Tantalum aluminate	TaAl ₃	12004-76-1	261.893	gray refrac powder	≈1400		7.02		i H ₂ O, acid, alk
2760	Tantalum boride (TaB)	TaB	12007-07-7	191.759	refrac orth cry	2040		14.2		
2761	Tantalum boride (TaB ₂)	TaB ₂	12007-35-1	202.570	blk hex cry	3100		11.2		i H ₂ O, acid, alk
2762	Tantalum carbide (TaC)	TaC	12070-06-3	192.959	gold-brown powder; cub	3880	4780	14.3		s HF-HNO ₃ mixture
2763	Tantalum carbide (Ta ₂ C)	Ta ₂ C	12070-07-4	373.907	refrac hex cry	3327		15.1		
2764	Tantalum hydride	TaH	13981-95-8	181.956	gray metallic solid			15.1		i acid
2765	Tantalum nitride	TaN	12033-62-4	194.955	blk hex cry	3090		13.7		i H ₂ O; sl aqua regia; reac alk
2766	Tantalum silicide	TaSi ₂	12039-79-1	237.119	gray powder	2200		9.14		
2767	Tantalum(III) bromide	TaBr ₃	13842-73-4	420.660	gray-grn solid	dec 220				
2768	Tantalum(III) chloride	TaCl ₃	13569-67-0	287.307	blk-grn solid	dec 440				s H ₂ O
2769	Tantalum(IV) bromide	TaBr ₄	13842-76-7	500.564	dark blue solid	392		5.77		reac H ₂ O
2770	Tantalum(IV) chloride	TaCl ₄	13569-72-7	322.760	dark grn solid	dec 300	subl	4.35		reac H ₂ O
2771	Tantalum(IV) iodide	TaI ₄	14693-80-2	688.566	gray-blk solid	400 dec				reac H ₂ O
2772	Tantalum(IV) oxide	Ta ₂ O ₅	12036-14-5	212.947	tetr cry			10.0		
2773	Tantalum(IV) selenide	TaSe ₂	12039-55-3	338.87	hex cry			6.7		
2774	Tantalum(IV) sulfide	TaS ₂	12143-72-5	245.078	blk hex cry	>3000		6.86		i H ₂ O
2775	Tantalum(IV) telluride	TaTe ₂	12067-66-2	436.15	monocl cry			9.4		
2776	Tantalum(V) bromide	TaBr ₅	13451-11-1	580.468	yel cry powder	265.8	348.8	4.67		
2777	Tantalum(V) chloride	TaCl ₅	7721-01-9	358.213	yel-wh monocl cry; hyg	216.6	239	3.68		reac H ₂ O; s EtOH
2778	Tantalum(V) fluoride	TaF ₅	7783-71-3	275.940	wh monocl cry; hyg	96.9	229.5	4.74		s H ₂ O, eth; sl CS ₂ , ctc
2779	Tantalum(V) iodide	TaI ₅	14693-81-3	815.470	blk hex cry; hyg	496	543	5.80		reac H ₂ O
2780	Tantalum(V) oxide	Ta ₂ O ₅	1314-61-0	441.893	wh rhomb cry or powder	1875		8.24		i H ₂ O, EtOH, acid; s HF
2781	Technetium	Tc	7440-26-8	98	hex cry	2157	4265	11		
2782	Technetium(V) fluoride	TcF ₅	31052-14-9	193	yel solid	50	dec			
2783	Technetium(VI) fluoride	TcF ₆	13842-93-8	212	yel cub cry	37.4	55.3	3.0		
2784	Tellurium	Te	13494-80-9	127.60	gray-wh rhomb cry	449.51	988	6.232		i H ₂ O, bz, CS ₂
2785	Telluric(VI) acid	H ₆ TeO ₆	7803-68-1	229.64	wh monocl cry	136		3.07	50.1 ³⁰	
2786	Tellurous acid	H ₂ TeO ₃	10049-23-7	177.61	wh cry	40 dec		3.0		sl H ₂ O; s dil acid, alk
2787	Tellurium dioxide	TeO ₂	7446-07-3	159.60	wh orth cry	733	1245	5.9		i H ₂ O; s alk, acid
2788	Tellurium trioxide	TeO ₃	13451-18-8	175.60	yel-oran cry	430		5.07		i H ₂ O

No.	Name	Formula	CAS Reg No.	Mol. weight	Physical form	mp/°C	bp/°C	Density g cm ⁻³	Solubility g/100 g H ₂ O	Qualitative solubility
2789	Tellurium dibromide	TeBr ₂	7789-54-0	287.41	grn-brn hyg cry	210	339			reac H ₂ O; s eth; sl chl
2790	Tellurium dichloride	TeCl ₂	10025-71-5	198.51	blk amorp solid; hyg	208	328	6.9		reac H ₂ O; i ctc
2791	Tellurium tetrabromide	TeBr ₄	10031-27-3	447.22	yel-oran monocl cry	380	≈420 dec	4.3		reac H ₂ O; s eth
2792	Tellurium tetrachloride	TeCl ₄	10026-07-0	269.41	wh monocl cry; hyg	224	387	3.0		reac H ₂ O; s EtOH, tol
2793	Tellurium tetrafluoride	TeF ₄	15192-26-4	203.59	col cry	129	195 dec			reac H ₂ O
2794	Tellurium decafluoride	Te ₂ F ₁₀	53214-07-6	445.18	col liq	-33.7	59			
2795	Tellurium tetraiodide	TeI ₄	7790-48-9	632.22	blk orth cry	280		5.05		reac H ₂ O; sl ace
2796	Tellurium hexafluoride	TeF ₆	7783-80-4	241.59	col gas	-37.6 tp	-38.9 sp	9.875 g/L		reac H ₂ O
2797	Terbium	Tb	7440-27-9	158.925	silv metal; hex	1359	3230	8.23		
2798	Terbium nitride	TbN	12033-64-6	172.932	cub cry			9.55		
2799	Terbium silicide	TbSi ₂	12039-80-4	215.096	orth cry			6.66		
2800	Terbium(III) bromide	TbBr ₃	14456-47-4	398.637	wh hex cry	830	1490			s H ₂ O
2801	Terbium(III) chloride	TbCl ₃	10042-88-3	265.284	wh orth cry; hyg	582		4.35		s H ₂ O
2802	Terbium(III) chloride hexahydrate	TbCl ₃ · 6H ₂ O	13798-24-8	373.375	hyg cry			4.35		vs H ₂ O
2803	Terbium(III) iodide	TbI ₃	13813-40-6	539.638	hex cry; hyg	955		≈5.2		s H ₂ O
2804	Terbium(III) nitrate	Tb(NO ₃) ₃	10043-27-3	344.940	pink hyg solid				157 ²⁵	s EtOH
2805	Terbium(III) nitrate hexahydrate	Tb(NO ₃) ₃ · 6H ₂ O	13451-19-9	453.031	col needles	89				s H ₂ O, EtOH, ace
2806	Terbium(III) oxide	Tb ₂ O ₃	12036-41-8	365.849	wh cub cry	2303		7.91		
2807	Terbium(III) sulfate octahydrate	Tb ₂ (SO ₄) ₃ · 8H ₂ O	13842-67-6	750.161	wh cry	dec 360				sl H ₂ O
2808	Terbium(III) sulfide	Tb ₂ S ₃	12138-11-3	414.046	cub cry			6.35		
2809	Terbium(III) fluoride	TbF ₃	13708-63-9	215.920	wh solid	1175	2280			i H ₂ O
2810	Terbium(IV) fluoride	TbF ₄	36781-15-4	234.919	wh monocl cry	dec 300				i H ₂ O
2811	Thallium	Tl	7440-28-0	204.383	soft blue-wh metal	304	1473	11.8		i H ₂ O; reac acid
2812	Thallium(I) acetate	TlC ₂ H ₃ O ₂	563-68-8	263.427	hyg wh cry	131		3.68		s H ₂ O, EtOH
2813	Thallium(I) azide	TlN ₃	13847-66-0	246.403	yel cry	334	exp			s H ₂ O
2814	Thallium(I) bromate	TlBrO ₃	14550-84-6	332.285	col needles	120 dec			0.49 ³⁰	s EtOH
2815	Thallium(I) bromide	TlBr	7789-40-4	284.287	yel cub cry	460	819	7.5	0.059 ³⁰	
2816	Thallium(I) carbonate	Tl ₂ CO ₃	6533-73-9	468.776	wh monocl cry	273		7.11	4.69 ³⁰	i EtOH
2817	Thallium(I) chlorate	TlClO ₃	13453-30-0	287.834	col hex cry	dec 500		5.5	3.92 ³⁰	
2818	Thallium(I) chloride	TlCl	7791-12-0	239.836	wh cub cry	431	720	7.0	0.33 ³⁰	i EtOH
2819	Thallium(I) chromate	Tl ₂ CrO ₄	13473-75-1	524.761	yel cry				0.003 ³⁰	sl acid, alk
2820	Thallium(I) cyanide	TlCN	13453-34-4	230.401	wh hex plates			6.523		s H ₂ O, acid, EtOH
2821	Thallium(I) ethanolate	TlC ₂ H ₅ O	20398-06-5	249.443	cloudy liq	-3	130 dec	3.49		reac H ₂ O
2822	Thallium(I) fluoride	TlF	7789-27-7	223.381	wh orth cry	326	826	8.36	245 ²⁵	
2823	Thallium(I) formate	TlCHO ₂	992-98-3	249.401	hyg col needles	101		4.97		vs H ₂ O; s MeOH
2824	Thallium(I) hexafluorophosphate	TlPF ₆	60969-19-9	349.347	wh cub cry			4.6		
2825	Thallium(I) hydroxide	TlOH	12026-06-1	221.390	yel needles	139 dec		7.44	34.3 ¹⁸	
2826	Thallium(I) iodate	TlIO ₃	14767-09-0	379.285	wh needles				0.058	sl HNO ₃
2827	Thallium(I) iodide	TlI	7790-30-9	331.287	yel cry powder	441.7	824	7.1	0.0085 ³⁰	i EtOH
2828	Thallium(I) molybdate	Tl ₂ MoO ₄	34128-09-1	568.71	yel-wh cub cry					i H ₂ O
2829	Thallium(I) nitrate	TlNO ₃	10102-45-1	266.388	wh cry	206	450 dec	5.55	9.55 ³⁰	s H ₂ O; i EtOH
2830	Thallium(I) nitrite	TlNO ₂	13826-63-6	250.389	yel cub cry	186		5.7	32.1 ²⁵	s H ₂ O
2831	Thallium(I) oxalate	Tl ₂ C ₂ O ₄	30737-24-7	496.786	wh powder			6.31	1.83 ³⁰	
2832	Thallium(I) oxide	Tl ₂ O	1314-12-1	424.766	blk rhomb cry; hyg	579	≈1080	9.52		s H ₂ O, EtOH
2833	Thallium(I) perchlorate	TlClO ₄	13453-40-2	303.834	col orth cry	501		4.89	19.7 ³⁰	
2834	Thallium(I) selenate	Tl ₂ SeO ₄	7446-22-2	551.73	orth cry	>400		6.875	2.8 ³⁰	i EtOH, eth
2835	Thallium(I) selenide	Tl ₂ Se	15572-25-5	487.73	gray plates	340				i H ₂ O, acid
2836	Thallium(I) sulfate	Tl ₂ SO ₄	7446-18-6	504.830	wh rhomb prisms	632		6.77	5.47 ²⁵	
2837	Thallium(I) sulfide	Tl ₂ S	1314-97-2	440.832	blue-blk cry	457	1367	8.39	0.02 ³⁰	sl alk; s acid
2838	Thallium(III) acetate	Tl(C ₂ H ₃ O ₂) ₃	2570-63-0	381.514	hyg wh platelets	182 dec				
2839	Thallium(III) bromide tetrahydrate	TlBr ₃ · 4H ₂ O	13701-90-1	516.157	yel orth cry			3.65		s H ₂ O, EtOH
2840	Thallium(III) chloride	TlCl ₃	13453-32-2	310.742	monocl cry	155		4.7		vs H ₂ O, EtOH, eth
2841	Thallium(III) chloride tetrahydrate	TlCl ₃ · 4H ₂ O	13453-32-2*	382.804	orth cry			3.00		s H ₂ O
2842	Thallium(III) fluoride	TlF ₃	7783-57-5	261.378	wh orth cry; hyg	550 dec		8.65		reac H ₂ O
2843	Thallium(III) nitrate	Tl(NO ₃) ₃	13746-98-0	390.398	col cry					reac H ₂ O
2844	Thallium(III) oxide	Tl ₂ O ₃	1314-32-5	456.765	brn cub cry	834		10.2		i H ₂ O; reac acid
2845	Thallium(III) sulfate	Tl ₂ (SO ₄) ₃	16222-66-5	696.955	col leaflets					reac H ₂ O
2846	Thallium selenide	TlSe	12039-52-0	283.34	blk solid	330				i H ₂ O, acid
2847	Thorium	Th	7440-29-1	232.038	soft gray-wh metal; cub	1750	4788	11.7		s acid
2848	Thorium hydride	ThH ₂	16689-88-6	234.054	tetr cry			9.5		
2849	Thorium boride	ThB ₆	12229-63-9	296.904	refrac solid	2450		6.99		
2850	Thorium(IV) bromide	ThBr ₄	13453-49-1	551.654	wh hyg cry	679			65 ²⁰	

No.	Name	Formula	CAS Reg No.	Mol. weight	Physical form	mp/°C	bp/°C	Density g cm ⁻³	Solubility g/100 g H ₂ O	Qualitative solubility
2851	Thorium carbide	ThC	12012-16-7	244.049	cub cry	2500		10.6		reac H ₂ O
2852	Thorium dicarbide	ThC ₂	12071-31-7	256.059	yel mono cry	≈2650		9.0		reac H ₂ O
2853	Thorium(IV) chloride	ThCl ₄	10026-08-1	373.850	gray-wh tetr needles; hyg	770	921	4.59		s H ₂ O, EtOH
2854	Thorium(IV) fluoride	ThF ₄	13709-59-6	308.032	wh mono cry; hyg	1110	1680	6.1		
2855	Thorium(IV) iodide	ThI ₄	7790-49-0	739.656	wh-yel mono cry	566	837			
2856	Thorium(IV) nitrate	Th(NO ₃) ₄	13823-29-5	480.058	hyg wh plates	55 dec				vs H ₂ O, EtOH
2857	Thorium(IV) nitrate tetrahydrate	Th(NO ₃) ₄ · 4H ₂ O	13470-07-0	552.119	wh hyg cry	500 dec			191 ²⁰	s EtOH
2858	Thorium nitride	ThN	12033-65-7	246.045	refrac cub cry	2820		11.6		reac H ₂ O
2859	Thorium(IV) oxide	ThO ₂	1314-20-1	264.037	wh cub cry	3350	4400	10.0		i H ₂ O, alk; sl acid
2860	Thorium(IV) selenide	ThSe ₂	60763-24-8	389.96	orth cry			8.5		
2861	Thorium orthosilicate	ThSiO ₄	14553-44-7	324.122	brn tetr cry			6.7		
2862	Thorium silicide	ThSi ₂	12067-54-8	288.209	tetr cry	1850		7.9		
2863	Thorium(IV) sulfate nonahydrate	Th(SO ₄) ₂ · 9H ₂ O	10381-37-0	586.301	wh mono cry	dec		2.8	4.2 ²⁰	
2864	Thorium(IV) sulfide	ThS ₂	12138-07-7	296.168	dark brn cry	1905		7.30		i H ₂ O; s acid
2865	Thulium	Tm	7440-30-4	168.934	silv metal; hex	1545	1950	9.32		s dil acid
2866	Thulium(II) bromide	TmBr ₂	64171-97-7	328.742	dark grn solid	619				
2867	Thulium(II) chloride	TmCl ₂	22852-11-5	239.840	red or grn cry	718				reac H ₂ O
2868	Thulium(II) iodide	TmI ₂	60864-26-8	422.743	blk hyg solid	756				reac H ₂ O
2869	Thulium(III) bromide	TmBr ₃	14456-51-0	408.646	wh hyg cry	954				s H ₂ O
2870	Thulium(III) chloride	TmCl ₃	13537-18-3	275.293	yel hyg cry	845				s H ₂ O
2871	Thulium(III) chloride heptahydrate	TmCl ₃ · 7H ₂ O	13778-39-7	401.400	hyg cry					s H ₂ O, EtOH
2872	Thulium(III) fluoride	TmF ₃	13760-79-7	225.929	wh cry	1158				s H ₂ O
2873	Thulium(III) hydroxide	Tm(OH) ₃	1311-33-7	219.956	wh or grn prec					i H ₂ O
2874	Thulium(III) iodide	TmI ₃	13813-43-9	549.647	yel hyg cry	1021				
2875	Thulium(III) nitrate	Tm(NO ₃) ₃	14985-19-4	354.949	grn hyg solid				212 ²⁵	s EtOH
2876	Thulium(III) nitrate pentahydrate	Tm(NO ₃) ₃ · 5H ₂ O	36548-87-5	445.025	grn hyg cry					s H ₂ O, EtOH, ace
2877	Thulium(III) oxalate hexahydrate	Tm ₂ (C ₂ O ₄) ₃ · 6H ₂ O	26677-68-9	710.016	grn solid	dec 50				s alk oxalates
2878	Thulium(III) oxide	Tm ₂ O ₃	12036-44-1	385.866	grn-wh cub cry	2341	3945	8.6		sl acid
2879	Tin (gray)	Sn	7440-31-5	118.710	cub cry	trans to wh Sn 13.2	2602	5.769		
2880	Tin (white)	Sn	7440-31-5	118.710	silv tetr cry	231.93	2602	7.287		
2881	Stannane	SnH ₄	2406-52-2	122.742	unstab col gas	-146	-51.8	5.017 g/L		
2882	Methylstannane	SnH ₃ CH ₃	1631-78-3	136.769	col gas		1.4	5.590 g/L		reac H ₂ O
2883	(Dimethylamino)trimethylstannane	Sn(CH ₃) ₃ N(CH ₃) ₂	993-50-0	207.890	liq	1	126	1.22		reac H ₂ O
2884	Tin monophosphide	SnP	25324-56-5	149.684	dull metallic solid	540				
2885	Tin triphosphide	Sn ₃ P ₃	12286-33-8	567.761	wh cry	≈550		5.2		
2886	Tin(II) acetate	Sn(C ₂ H ₃ O ₂) ₂	638-39-1	236.799	wh orth cry	183	subl	2.31		s dil HCl
2887	Tin(II) bromide	SnBr ₂	10031-24-0	278.518	yel powder	215	639	5.12	85 ⁰	s EtOH, eth, ace
2888	Tin(II) chloride	SnCl ₂	7772-99-8	189.616	wh orth cry	247.0	623	3.90	178 ¹⁰	s EtOH, ace, eth; i xyl
2889	Tin(II) chloride dihydrate	SnCl ₂ · 2H ₂ O	10025-69-1	225.647	wh mono cry	37 dec		2.71	178 ¹⁰	s EtOH, NaOH; vs HCl
2890	Tin(II) fluoride	SnF ₂	7783-47-3	156.707	wh mono cry; hyg	215	850	4.57		s H ₂ O; i EtOH, eth, chl
2891	Tin(II) hexafluorozirconate	SnZrF ₆	12419-43-1	323.924	cry			4.21		s H ₂ O
2892	Tin(II) hydroxide	Sn(OH) ₂	12026-24-3	152.725	wh amorp solid					
2893	Tin(II) iodide	SnI ₂	10294-70-9	372.519	red-oran powder	320	714	5.28	0.98 ²⁰	s bz, chl, CS ₂
2894	Tin(II) oxalate	SnC ₂ O ₄	814-94-8	206.729	wh powder	280 dec		3.56		i H ₂ O; s dil HCl
2895	Tin(II) oxide	SnO	21651-19-4	134.709	blue-blk tetr cry	1080 dec		6.45		i H ₂ O, EtOH; s acid
2896	Tin(II) pyrophosphate	Sn ₂ P ₂ O ₇	15578-26-4	411.363	wh amorp powder	400 dec		4.009		i H ₂ O; s conc acid
2897	Tin(II) selenide	SnSe	1315-06-6	197.67	gray orth cry	861		6.18		i H ₂ O; s aqua regia
2898	Tin(II) sulfate	SnSO ₄	7488-55-3	214.773	wh orth cry	378 dec		4.15	18.8 ¹⁹	
2899	Tin(II) sulfide	SnS	1314-95-0	150.775	gray orth cry	881	1210	5.08		i H ₂ O; s conc acid
2900	Tin(II) tartrate	SnC ₄ H ₄ O ₆	815-85-0	266.781	wh cry powder					s H ₂ O, dil HCl
2901	Tin(II) telluride	SnTe	12040-02-7	246.31	gray cub cry	806		6.5		
2902	Tin(IV) bromide	SnBr ₄	7789-67-5	438.326	wh cry	29.1	205	3.34		vs H ₂ O; s EtOH
2903	Tin(IV) chloride	SnCl ₄	7646-78-8	260.522	col fuming liq	-34.07	114.15	2.234		reac H ₂ O; s EtOH, ctc, bz, ace
2904	Tin(IV) chloride pentahydrate	SnCl ₄ · 5H ₂ O	10026-06-9	350.598	wh-yel cry	56 dec		2.04		vs H ₂ O; s EtOH
2905	Tin(IV) chromate	Sn(CrO ₄) ₂	38455-77-5	350.697	brn-yel cry powder	dec				s H ₂ O
2906	Tin(IV) fluoride	SnF ₄	7783-62-2	194.704	wh tetr cry	442	705 subl	4.78		reac H ₂ O
2907	Tin(IV) iodide	SnI ₄	7790-47-8	626.328	yel-brn cub cry	143	364.35	4.46		reac H ₂ O; s EtOH, bz, chl, eth
2908	Tin(IV) oxide	SnO ₂	18282-10-5	150.709	gray tetr cry	1630		6.85		i H ₂ O, EtOH; s hot conc alk
2909	Tin(IV) selenide	SnSe ₂	20770-09-6	276.63	red-brn cry	650		≈5.0		i H ₂ O; s alk, conc acid

No.	Name	Formula	CAS Reg No.	Mol. weight	Physical form	mp/°C	bp/°C	Density g cm ⁻³	Solubility g/100 g H ₂ O	Qualitative solubility
2910	Tin(IV) selenite	Sn(SeO ₃) ₂	7446-25-5	372.63	cry powder					i H ₂ O; s hot HCl
2911	Tin(IV) sulfide	SnS ₂	1315-01-1	182.840	gold-yel hex cry	600 dec		4.5		i H ₂ O; s alk, aqua regia
2912	Titanium	Ti	7440-32-6	47.867	gray metal; hex	1668	3287	4.506		
2913	Titanocene dichloride	Ti(C ₅ H ₅) ₂ Cl ₂	1271-19-8	248.959	red cry	289		1.60		sl H ₂ O, bz; s chl, EtOH, tol
2914	Titanium hydride	TiH ₂	7704-98-5	49.883	gray-blk powder	≈450 dec		3.75		i H ₂ O
2915	Titanium boride	TiB ₂	12045-63-5	69.489	gray refrac solid; hex	3225		4.38		
2916	Titanium carbide	TiC	12070-08-5	59.878	cub cry	3067		4.93		i H ₂ O; s HNO ₃
2917	Titanium nitride	TiN	25583-20-4	61.874	yel-brn cub cry	2947		5.21		i H ₂ O; s aqua regia
2918	Titanium phosphide	TiP	12037-65-9	78.841	gray hex cry	1990		4.08		
2919	Titanium silicide	TiSi ₂	12039-83-7	104.038	blk orth cry	1500		4.0		i H ₂ O, acid, alk; s HF
2920	Titanium(II) bromide	TiBr ₂	13783-04-5	207.675	blk powder	dec 400		4.0		react H ₂ O
2921	Titanium(II) chloride	TiCl ₂	10049-06-6	118.773	blk hex cryc	1035	1500	3.13		react H ₂ O; s EtOH; i chl, eth
2922	Titanium(II) iodide	TiI ₂	13783-07-8	301.676	blk hex cry	dec 400		5.02		react H ₂ O
2923	Titanium(II) oxide	TiO	12137-20-1	63.866	yel cub cry	1770	3227	4.95		
2924	Titanium(II) sulfide	TiS	12039-07-5	79.932	brn hex cry	1927		3.85		i H ₂ O; s conc acid
2925	Titanium(III) bromide	TiBr ₃	13135-31-4	287.579	viol hex cry	dec 400				s H ₂ O
2926	Titanium(III) chloride	TiCl ₃	7705-07-9	154.226	red-viol hex cry; hyg	425 dec	960	2.64		react H ₂ O
2927	Titanium(III) fluoride	TiF ₃	13470-08-1	104.862	viol hex cry	950 dec		2.98		i H ₂ O, dil acid, alk
2928	Titanium(III) iodide	TiI ₃	13783-08-9	428.580	viol cry	dec 350				
2929	Titanium(III) oxide	Ti ₂ O ₃	1344-54-3	143.732	blk hex cry	1842		4.486		s hot HF
2930	Titanium(III) sulfate	Ti ₂ (SO ₄) ₃	10343-61-0	383.922	grn cry					i H ₂ O, EtOH; s dil HCl
2931	Titanium(III) sulfide	Ti ₂ S ₃	12039-16-6	191.929	blk hex cry			3.56		
2932	Titanium(III,IV) oxide	Ti ₃ O ₅	12065-65-5	223.598	blk monoc cry	1777		4.24		
2933	Titanium(IV) bromide	TiBr ₄	7789-68-6	367.483	yel-oran cub cry; hyg	38.3	233.5	3.37		react H ₂ O
2934	Titanium(IV) chloride	TiCl ₄	7550-45-0	189.679	col or yel liq	-24.12	136.45	1.73		react H ₂ O; s EtOH
2935	Titanium(IV) fluoride	TiF ₄	7783-63-3	123.861	wh hyg powder	377	subl 284	2.798		react H ₂ O; s EtOH, py
2936	Titanium(IV) iodide	TiI ₄	7720-83-4	555.485	red hyg powder	155	377	4.3		react H ₂ O
2937	Titanium(IV) oxide (anatase)	TiO ₂	1317-70-0	79.866	brn tetr cry	1560		3.9		
2938	Titanium(IV) oxide (brookite)	TiO ₂	12188-41-9	79.866	wh orth cry			4.17		
2939	Titanium(IV) oxide (rutile)	TiO ₂	1317-80-2	79.866	wh tetr cry	1843	≈3000	4.17		i H ₂ O, dil acid; s conc acid
2940	Titanium(IV) oxysulfate monohydrate	TiOSO ₄ · H ₂ O	13825-74-6*	177.944	col orth cry			2.71		react H ₂ O
2941	Titanium(IV) sulfate	Ti(SO ₄) ₂	13693-11-3	239.992	wh-yel hyg cry	150 dec				s H ₂ O
2942	Titanium(IV) sulfide	TiS ₂	12039-13-3	111.997	yel-brn hex cry; hyg			3.37		s H ₂ SO ₄
2943	Tungsten	W	7440-33-7	183.84	gray-wh metal; cub	3422	5555	19.3		
2944	Tungstic acid	H ₂ WO ₄	7783-03-1	249.85	yel amorp powder	100 dec		5.5		i H ₂ O, acid; s alk
2945	Tungsten boride (W ₂ B)	W ₂ B	12007-10-2	378.49	refrac blk powder	2670		16.0		i H ₂ O
2946	Tungsten boride (WB)	WB	12007-09-9	194.65	blk refrac powder	2665		15.2		i H ₂ O
2947	Tungsten boride (W ₂ B ₃)	W ₂ B ₃	12007-98-6	421.74	refrac solid	2370		11.0		i H ₂ O
2948	Tungsten carbide (W ₂ C)	W ₂ C	12070-13-2	379.69	refrac hex cry	≈2800		14.8		i H ₂ O
2949	Tungsten carbide (WC)	WC	12070-12-1	195.85	gray hex cry	2785		15.6		i H ₂ O; s HNO ₃ /HF
2950	Tungsten carbonyl	W(CO) ₆	14040-11-0	351.90	wh cry	170 dec	subl	2.65		i H ₂ O; s os
2951	Tungsten nitride (WN ₂)	WN ₂	60922-26-1	211.85	hex cry	600 dec		7.7		
2952	Tungsten nitride (W ₂ N)	W ₂ N	12033-72-6	381.69	gray cub cry	dec		17.8		
2953	Tungsten silicide (WSi ₂)	WSi ₂	12039-88-2	240.01	blue-gray tetr cry	2160		9.3		i H ₂ O
2954	Tungsten silicide (W ₅ Si ₃)	W ₅ Si ₃	12039-95-1	1003.46	blue-gray refrac solid	2320		14.4		
2955	Tungsten(II) bromide	WBr ₂	13470-10-5	343.65	yel powder	dec 400				i H ₂ O
2956	Tungsten(II) chloride	WCl ₂	13470-12-7	254.75	gray solid	dec 500		5.44		sl H ₂ O
2957	Tungsten(II) iodide	WI ₂	13470-17-2	437.65	oran-brn cry	dec 800		6.79		i H ₂ O
2958	Tungsten(III) bromide	WBr ₃	15163-24-3	423.55	blk hex cry	dec 180				i H ₂ O
2959	Tungsten(III) chloride	WCl ₃	20193-56-0	290.20	red solid	550 dec	subl			react H ₂ O
2960	Tungsten(III) iodide	WI ₃	15513-69-6	564.55	blk solid	dec r.t.				i H ₂ O; s ace; sl EtOH, chl
2961	Tungsten(IV) bromide	WBr ₄	14055-81-3	503.46	blk orth cry		240 subl			react H ₂ O
2962	Tungsten(IV) chloride	WCl ₄	13470-13-8	325.65	blk hyg powder	450 dec		4.62		react H ₂ O
2963	Tungsten(IV) fluoride	WF ₄	13766-47-7	259.83	red-brn cry	dec 800				react H ₂ O; s MeCN; i bz, tol, ctc

No.	Name	Formula	CAS Reg No.	Mol. weight	Physical form	mp/°C	bp/°C	Density g cm ⁻³	Solubility g/100 g H ₂ O	Qualitative solubility
2964	Tungsten(IV) iodide	WI ₄	14055-84-6	691.46	blk cry	dec				react H ₂ O; s EtOH; i eth chl
2965	Tungsten(IV) oxide	WO ₂	12036-22-5	215.84	brn monocl cry	≈1500 dec	1730	10.8		i H ₂ O, os
2966	Tungsten(IV) selenide	WSe ₂	12067-46-8	341.76	gray hex cry			9.2		
2967	Tungsten(IV) sulfide	WS ₂	12138-09-9	247.97	gray hex cry	1250 dec		7.6		i H ₂ O, HCl, alk
2968	Tungsten(IV) telluride	WTe ₂	12067-76-4	439.04	gray orth cry	1020		9.43		
2969	Tungsten(V) bromide	WBr ₅	13470-11-6	583.36	brn-blk hyg solid	286	333			react H ₂ O
2970	Tungsten(V) chloride	WCl ₅	13470-14-9	361.11	blk-grn hyg cry	253	286	3.88		react H ₂ O
2971	Tungsten(V) ethanolate	W(C ₂ H ₅ O) ₅	62571-53-3	409.14	powder		105(0.05 mmHg)			s EtAc
2972	Tungsten(V) fluoride	WF ₅	19357-83-6	278.83	yel solid	dec 20				react H ₂ O
2973	Tungsten(V) oxytribromide	WOBBr ₃	20213-56-3	439.55	dark brn tetr cry			≈5.9		
2974	Tungsten(V) oxytrichloride	WOCCl ₃	14249-98-0	306.20	grn tetr cry			≈4.6		
2975	Tungsten(VI) bromide	WBr ₆	13701-86-5	663.26	blue-blk cry	309		6.9		react H ₂ O
2976	Tungsten(VI) chloride	WCl ₆	13283-01-7	396.56	purp hex cry; hyg	282	337	3.52		react H ₂ O; s EtOH, os
2977	Tungsten(VI) dioxidybromide	WO ₂ Br ₂	13520-75-7	375.65	red cry		440 subl			
2978	Tungsten(VI) dioxidydichloride	WO ₂ Cl ₂	13520-76-8	286.75	yel orth cry	265		4.67		i H ₂ O
2979	Tungsten(VI) dioxidydiiodide	WO ₂ I ₂	14447-89-3	469.65	grn monocl cry	400 dec		6.39		
2980	Tungsten(VI) fluoride	WF ₆	7783-82-6	297.83	yel liq or col gas	1.9	17.1	3.44		react H ₂ O; vs ctc, cyhex
2981	Tungsten(VI) oxide	WO ₃	1314-35-8	231.84	yel powder	1473	≈1700	7.2		i H ₂ O, os; sl acid; s alk
2982	Tungsten(VI) oxytetrabromide	WOBBr ₄	13520-77-9	519.46	red tetr cry	277	327	≈5.5		react H ₂ O
2983	Tungsten(VI) oxytetrachloride	WOCCl ₄	13520-78-0	341.65	red hyg cry	210	230	11.92		react H ₂ O; s bz, CS ₂
2984	Tungsten(VI) oxytetrafluoride	WOF ₄	13520-79-1	275.83	wh monocl cry	105	185.9	5.07		react H ₂ O
2985	Tungsten(VI) sulfide	WS ₃	12125-19-8	280.04	brn powder					sl H ₂ O; s alk
2986	Uranium	U	7440-61-1	238.029	silv-wh orth cry	1135	4131	19.1		
2987	Uranium boride (UB ₂)	UB ₂	12007-36-2	259.651	refrac solid	2430		12.7		
2988	Uranium boride (UB ₃)	UB ₃	12007-84-0	281.273	refrac solid	2530		9.32		i H ₂ O
2989	Uranium carbide (UC)	UC	12070-09-6	250.040	gray cub cry	2790				
2990	Uranium carbide (UC ₂)	UC ₂	12071-33-9	262.050	gray tetr cry	2350	4370	11.3		react H ₂ O; sl EtOH
2991	Uranium carbide (U ₂ C ₃)	U ₂ C ₃	12076-62-9	512.090	gray cub cry	≈1700 dec		12.7		
2992	Uranium nitride (UN)	UN	25658-43-9	252.036	gray cub cry	2805		14.3		i H ₂ O
2993	Uranium nitride (U ₂ N ₃)	U ₂ N ₃	12033-83-9	518.078	cub cry	dec		11.3		
2994	Uranium(III) bromide	UBr ₃	13470-19-4	477.741	red hyg cry	727				s H ₂ O
2995	Uranium(III) chloride	UCl ₃	10025-93-1	344.388	grn hyg cry	837		5.51		vs H ₂ O; i bz, ctc
2996	Uranium(III) fluoride	UF ₃	13775-06-9	295.024	blk hex cry	1495		8.9		i H ₂ O; s acid
2997	Uranium(III) hydride	UH ₃	13598-56-6	241.053	gray-blk cub cry			11.1		
2998	Uranium(III) iodide	UI ₃	13775-18-3	618.742	blk hyg cry	766				s H ₂ O
2999	Uranium(IV) bromide	UBr ₄	13470-20-7	557.645	brn hyg cry	519				s H ₂ O, EtOH
3000	Uranium(IV) chloride	UCl ₄	10026-10-5	379.841	grn octahed cry	590	791	4.72		react H ₂ O; s EtOH
3001	Uranium(IV) fluoride	UF ₄	10049-14-6	314.023	grn monocl cry	1036	1417	6.7	0.01 ²⁵	s conc acid, alk
3002	Uranium(IV) iodide	UI ₄	13470-22-9	745.647	blk hyg cry	506				s H ₂ O, EtOH
3003	Uranium(IV) oxide	UO ₂	1344-57-6	270.028	brn cub cry	2847		10.97		i H ₂ O, dil acid; s conc acid
3004	Uranium(IV,V) oxide	U ₄ O ₉	12037-15-9	1096.111	cub cry			11.2		
3005	Uranium(V) bromide	UBr ₅	13775-16-1	637.549	brn hyg cry					react H ₂ O
3006	Uranium(V) chloride	UCl ₅	13470-21-8	415.294	brn hyg cry	287				react H ₂ O
3007	Uranium(V) fluoride	UF ₅	13775-07-0	333.021	pale blue tetr cry; hyg	348		5.81		s H ₂ O
3008	Uranium(V,VI) oxide	U ₃ O ₈	1344-59-8	842.082	grn-blk orth cry	1300 dec		8.38		
3009	Uranium(VI) chloride	UCl ₆	13763-23-0	450.747	grn hex cry	177		3.6		
3010	Uranium(VI) fluoride	UF ₆	7783-81-5	352.019	wh monocl solid	64.06 tp	56.5 sp	5.09		react H ₂ O; s ctc, chl
3011	Uranium(VI) oxide	UO ₃	1344-58-7	286.027	oran-yel cry			≈7.3		i H ₂ O; s acid
3012	Uranium(VI) oxide monohydrate	UO ₃ · H ₂ O	12326-21-5	304.043	yel orth cry	570 dec		7.05		
3013	Uranium peroxide dihydrate	UO ₄ · 2H ₂ O	19525-15-6	338.057	yel hyg cry	115 dec				i H ₂ O
3014	Uranyl acetate dihydrate	UO ₂ (C ₂ H ₃ O ₂) ₂ · 2H ₂ O	6159-44-0	424.146	ye cry (HOAc)	80 dec		2.89		sl EtOH
3015	Uranyl chloride	UO ₂ Cl ₂	7791-26-6	340.934	yel orth cry; hyg	577				vs H ₂ O; s EtOH, ace; i bz
3016	Uranyl fluoride	UO ₂ F ₂	13536-84-0	308.025	yel hyg solid				64.4 ²⁰	i bz
3017	Uranyl hydrogen phosphate tetrahydrate	UO ₂ HPO ₄ · 4H ₂ O	18433-48-2	438.068	yel cry pow					i H ₂ O; s acid
3018	Uranyl nitrate	UO ₂ (NO ₃) ₂	10102-06-4	394.037	yel cry				127 ²⁵	s eth
3019	Uranyl nitrate hexahydrate	UO ₂ (NO ₃) ₂ · 6H ₂ O	13520-83-7	502.129	yel orth cry; hyg	60	118 dec	2.81	127 ²⁵	s EtOH, eth
3020	Uranyl sulfate	UO ₂ SO ₄	1314-64-3	366.090	yel cry					
3021	Uranyl sulfate trihydrate	UO ₂ SO ₄ · 3H ₂ O	20910-28-5	420.137	yel cry			3.28	152 ¹⁶	sl EtOH
3022	Vanadium	V	7440-62-2	50.942	gray-wh metal; cub	1910	3407	6.0		i H ₂ O; s acid

No.	Name	Formula	CAS Reg No.	Mol. weight	Physical form	mp/°C	bp/°C	Density g cm ⁻³	Solubility g/100 g H ₂ O	Qualitative solubility
3023	Vanadocene	V(C ₅ H ₅) ₂	1277-47-0	181.128	viol cry; hyg	167				s bz, thf
3024	Vanadocene dichloride	V(C ₅ H ₄) ₂ Cl ₂	12083-48-6	252.034	dark grn cry	205 dec				s H ₂ O, chl, EtOH
3025	Vanadium boride (VB)	VB	12045-27-1	61.753	refrac solid	2250				i H ₂ O
3026	Vanadium boride (VB ₂)	VB ₂	12007-37-3	72.564	refrac solid	2450				
3027	Vanadium carbide (VC)	VC	12070-10-9	62.953	refrac blk cry; cub	2810		5.77		i H ₂ O
3028	Vanadium carbide (V ₂ C)	V ₂ C	12012-17-8	113.894	hex cry	2167				
3029	Vanadium carbonyl	V(CO) ₅	14024-00-1	219.002	blue-grn cry; flam	60 dec	subl			
3030	Vanadium nitride	VN	24646-85-3	64.949	blk powder; cub	2050		6.13		i H ₂ O; s aqua regia
3031	Vanadium silicide (VSi ₂)	VSi ₂	12039-87-1	107.113	metallic prisms			4.42		s HF
3032	Vanadium silicide (V ₃ Si)	V ₃ Si	12039-76-8	180.911	cub cry	1935		5.70		
3033	Vanadium(II) bromide	VBr ₂	14890-41-6	210.750	oran-brn hex cry		800 subl	4.58		react H ₂ O
3034	Vanadium(II) chloride	VCl ₂	10580-52-6	121.848	grn hex plates	1350	910 subl	3.23		react H ₂ O; s EtOH, eth
3035	Vanadium(II) fluoride	VF ₂	13842-80-3	88.939	blue hyg cry	1490				react H ₂ O
3036	Vanadium(II) iodide	VI ₂	15513-84-5	304.751	red-viol hex cry		subl 800	5.44		react H ₂ O
3037	Vanadium(II) oxide	VO	12035-98-2	66.941	gray-blk cry	1790		5.758		s acid
3038	Vanadium(II) sulfate heptahydrate	VSO ₄ · 7H ₂ O	36907-42-3	273.111	viol cry					
3039	Vanadium(III) bromide	VBr ₃	13470-26-3	290.654	blk-grn hyg cry	dec 500	subl	4.00		react H ₂ O
3040	Vanadium(III) chloride	VCl ₃	7718-98-1	157.301	red-viol hex cry; hyg	500 dec		3.00		react H ₂ O; s EtOH, eth
3041	Vanadium(III) fluoride	VF ₃	10049-12-4	107.937	yel-grn hex cry	1395	subl	3.363		i H ₂ O, EtOH
3042	Vanadium(III) fluoride trihydrate	VF ₃ · 3H ₂ O	10049-12-4*	161.983	grn rhomb cry	≈100 dec				sl H ₂ O
3043	Vanadium(III) iodide	VI ₃	15513-94-7	431.655	brn-blk rhomb cry; hyg	dec 300		5.21		react H ₂ O
3044	Vanadium(III) oxide	V ₂ O ₃	1314-34-7	149.881	blk powder	1957	≈3000	4.87		i H ₂ O
3045	Vanadium(III) 2,4-pentanedioate	V(CH ₃ COCHCOCH ₃) ₃	13476-99-8	348.266	brn cry	≈185	subl	≈1.0		s MeOH, ace, bz chl
3046	Vanadium(III) sulfate	V ₂ (SO ₄) ₃	13701-70-7	390.071	yel powder	≈400 dec				sl H ₂ O
3047	Vanadium(III) sulfide	V ₂ S ₃	1315-03-3	198.078	grn-blk powder	dec		4.7		i H ₂ O; s hot HCl
3048	Vanadium(IV) bromide	VBr ₄	13595-30-7	370.558	unstab purp cry	-23 dec				
3049	Vanadium(IV) chloride	VCl ₄	7632-51-1	192.754	red-brn liq	-28	151	1.816		react H ₂ O; s EtOH, eth
3050	Vanadium(IV) fluoride	VF ₄	10049-16-8	126.936	grn hyg powder	325 dec	subl	3.15		vs H ₂ O
3051	Vanadium(IV) oxide	VO ₂	12036-21-4	82.941	blue-blk powder	1967		4.339		i H ₂ O; s acid, alk
3052	Vanadium(V) fluoride	VF ₅	7783-72-4	145.934	col liq	19.5	48.3	2.50		react H ₂ O
3053	Vanadium(V) dioxide fluoride	VO ₂ F	14259-82-6	101.939	brn hyg cry	350 dec				react H ₂ O
3054	Vanadium(V) dioxide chloride	VO ₂ Cl	13759-30-3	118.394	oran hyg cry	dec 180				s thf
3055	Vanadium(V) oxide	V ₂ O ₅	1314-62-1	181.880	yel-brn orth cry	681	1750	3.35	0.07 ²⁵	s conc acid, alk; i EtOH
3056	Vanadium(V) sulfide	V ₂ S ₅	12138-17-9	262.208	grn-blk pow	dec		3.0		i H ₂ O; s acid, alk
3057	Vanadyl bromide	VOBr	13520-88-2	146.845	viol cry	480 dec				
3058	Vanadyl chloride	VOCl	13520-87-1	102.394	brn orth cry		127	1.72		
3059	Vanadyl dibromide	VOBr ₂	13520-89-3	226.749	yel-brn cry	180 dec				
3060	Vanadyl dichloride	VOCl ₂	10213-09-9	137.847	grn hyg cry	380 dec		2.88		react H ₂ O; s EtOH
3061	Vanadyl difluoride	VOF ₂	13814-83-0	104.938	yel cry					
3062	Vanadyl selenite hydrate	VSeO ₃ · H ₂ O	133578-89-9	211.92	grn tric plates			3.506		
3063	Vanadyl sulfate dihydrate	VOSO ₄ · 2H ₂ O	27774-13-6	199.035	blue cry powder					s H ₂ O
3064	Vanadyl tribromide	VOBr ₃	13520-90-6	306.653	deep red liq	-59	170			react H ₂ O
3065	Vanadyl trichloride	VOCl ₃	7727-18-6	173.300	fuming red-yel liq	-79	127	1.829		react H ₂ O; s MeOH, eth, ace
3066	Vanadyl trifluoride	VOF ₃	13709-31-4	123.936	yel hyg powder	300	480	2.459		react H ₂ O
3067	Water	H ₂ O	7732-18-5	18.015	col liq	0.00	99.974	0.9970 ²⁵		vs EtOH, MeOH, ace
3068	Water-d ₂	D ₂ O	7789-20-0	20.027	col liq	3.82	101.42	1.1044 ²⁵		
3069	Water-t ₂	T ₂ O	14940-65-9	22.032	col liq	4.48	101.51	1.2138 ²⁵		
3070	Xenon	Xe	7440-63-3	131.293	col gas	-111.745 tp (81.6 kPa)	-108.09	5.366 g/L		sl H ₂ O
3071	Xenon trioxide	XeO ₃	13776-58-4	179.291	col orth cry	exp ≈25		4.55		s H ₂ O
3072	Xenon tetroxide	XeO ₄	12340-14-6	195.291	yel solid or col gas; exp	-35.9	≈0 dec			
3073	Xenon difluoride	XeF ₂	13709-36-9	169.290	col tetr cry	129.03 tp	114.35 sp	4.32		sl H ₂ O
3074	Xenon tetrafluoride	XeF ₄	13709-61-0	207.287	col monoc cry	117.10 tp	115.75 sp	4.04		react H ₂ O
3075	Xenon hexafluoride	XeF ₆	13693-09-9	245.283	col monoc cry	49.48	75.6	3.56		react H ₂ O
3076	Xenon fluoride oxide	XeOF ₂	13780-64-8	185.289	yel solid, stab <-25	exp ≈0				react H ₂ O
3077	Xenon oxytetrafluoride	XeOF ₄	13774-85-1	223.286	col liq	-46.2		3.17 ⁹		react H ₂ O
3078	Xenon dioxidifluoride	XeO ₂ F ₂	13875-06-4	201.289	col orth cry	30.8 exp		4.10		
3079	Xenon difluoride trioxide	XeO ₃ F ₂	15192-14-0	217.288	unstab at r.t.	-54.1	exp			
3080	Xenon pentafluoride hexafluoroarsenate	XeF ₅ AsF ₆	20328-94-3	415.197	wh monoc cry	130.5		3.51		

No.	Name	Formula	CAS Reg No.	Mol. weight	Physical form	mp/°C	bp/°C	Density g cm ⁻³	Solubility g/100 g H ₂ O	Qualitative solubility
3081	Xenon pentafluoride hexafluororuthenate	XeF ₅ RuF ₆	39796-98-0	441.35	grn orth cry	152		3.79		
3082	Xenon fluoride hexafluoroantimonate	XeF ₃ SbF ₆	39797-63-2	424.039	yel-grn monocl cry	≈110		3.92		
3083	Xenon fluoride hexafluoroarsenate	XeF ₃ AsF ₆	50432-32-1	508.494	yel-grn monocl cry	99		3.62		reac H ₂ O
3084	Xenon fluoride hexafluororuthenate	XeFRuF ₆	22527-13-5	365.35	yel-grn monocl cry	110		3.78		
3085	Xenon fluoride undecafluoroantimonate	XeFSb ₂ F ₁₁	15364-10-0	602.794	yel monocl cry	63		3.69		
3086	Xenon trifluoride undecafluoroantimonate	XeF ₃ Sb ₂ F ₁₁	35718-37-7	640.791	yel-grn tricl cry	82		3.98		
3087	Ytterbium	Yb	7440-64-4	173.04	silv metal; cub	824	1196	6.90		s dil acid
3088	Ytterbium silicide	YbSi ₂	12039-89-3	229.21	hex cry			7.54		
3089	Ytterbium(II) bromide	YbBr ₂	25502-05-0	332.85	yel cry	673				reac H ₂ O
3090	Ytterbium(II) chloride	YbCl ₂	13874-77-6	243.95	grn cry	721		5.27		reac H ₂ O
3091	Ytterbium(II) fluoride	YbF ₂	15192-18-4	211.04	gray solid	1407				i H ₂ O
3092	Ytterbium(II) iodide	YbI ₂	19357-86-9	426.85	blk cry	772				reac H ₂ O
3093	Ytterbium(III) acetate tetrahydrate	Yb(C ₂ H ₃ O ₂) ₃ · 4H ₂ O	15280-58-7	422.23	hyg col cry	dec 70		2.09		vs H ₂ O
3094	Ytterbium(III) bromide	YbBr ₃	13759-89-2	412.75	col cry	956 dec				s H ₂ O
3095	Ytterbium(III) chloride	YbCl ₃	10361-91-8	279.40	wh hyg powder	854				s H ₂ O
3096	Ytterbium(III) chloride hexahydrate	YbCl ₃ · 6H ₂ O	19423-87-1	387.49	grn hyg cry	150 dec		2.57		vs H ₂ O
3097	Ytterbium(III) fluoride	YbF ₃	13760-80-0	230.04	wh cry	1157		8.2		i H ₂ O
3098	Ytterbium(III) iodide	YbI ₃	13813-44-0	553.75	yel cry	dec 700				s H ₂ O
3099	Ytterbium(III) nitrate	Yb(NO ₃) ₃	13768-67-7	359.06	col hyg solid				239 ²⁵	s EtOH
3100	Ytterbium(III) oxide	Yb ₂ O ₃	1314-37-0	394.08	col cub cry	2355	4070	9.2		s dil acid
3101	Ytterbium(III) sulfate octahydrate	Yb ₂ (SO ₄) ₃ · 8H ₂ O	10034-98-7	778.39	col cry			3.3	38.4 ²⁰	
3102	Yttrium	Y	7440-65-5	88.906	silv metal; hex	1522	3345	4.47		reac H ₂ O; s dil acid
3103	Yttrium aluminum oxide	Y ₂ Al ₂ O ₁₂	12005-21-9	593.619	grn cub cry			≈4.5		
3104	Yttrium antimonide	YSb	12186-97-9	210.666	cub cry	2310		5.97		
3105	Yttrium arsenide	YAs	12255-48-0	163.828	cub cry			5.59		
3106	Yttrium boride	YB ₆	12008-32-1	153.772	refrac solid	2600		3.72		
3107	Yttrium bromide	YBr ₃	13469-98-2	328.618	col hyg cry	904			83.3 ³⁰	
3108	Yttrium carbide	YC ₂	12071-35-1	112.927	refrac solid	≈2400		4.13		
3109	Yttrium carbonate trihydrate	Y ₂ (CO ₃) ₃ · 3H ₂ O	5970-44-5	411.885	red-brn powder					i H ₂ O; s dil acid
3110	Yttrium chloride	YCl ₃	10361-92-9	195.265	wh monocl cry; hyg	721	1482	2.61	75.1 ²⁰	vs H ₂ O
3111	Yttrium chloride hexahydrate	YCl ₃ · 6H ₂ O	10025-94-2	303.356	hyg col cry	dec 100				vs H ₂ O; s EtOH
3112	Yttrium fluoride	YF ₃	13709-49-4	145.901	wh hyg powder	1155		4.0		i H ₂ O
3113	Yttrium hydroxide	Y(OH) ₃	16469-22-0	139.928	wh prec or pow	dec 190				i H ₂ O
3114	Yttrium iodide	YI ₃	13470-38-7	469.619	hyg wh-yel cry	997				s H ₂ O, ace, EtOH
3115	Yttrium iron oxide	Y ₂ Fe ₂ O ₁₂	12063-56-8	737.936	cub cry	1555				
3116	Yttrium nitrate	Y(NO ₃) ₃	10361-93-0	274.921	wh hyg solid				149 ²⁵	s EtOH
3117	Yttrium nitrate tetrahydrate	Y(NO ₃) ₃ · 4H ₂ O	13773-69-8	346.982	red-wh prisms			2.68	149 ²⁵	
3118	Yttrium nitrate hexahydrate	Y(NO ₃) ₃ · 6H ₂ O	13494-98-9	383.012	hyg cry				149 ²⁵	
3119	Yttrium oxide	Y ₂ O ₃	1314-36-9	225.810	wh cry; cub	2439		5.03		s dil acid
3120	Yttrium phosphide	YP	12294-01-8	119.880	cub cry			≈4.4		
3121	Yttrium sulfate octahydrate	Y ₂ (SO ₄) ₃ · 8H ₂ O	7446-33-5	610.122	red monocl cry			2.6	7.47 ¹⁶	
3122	Yttrium sulfide	Y ₂ S ₃	12039-19-9	274.007	yel cub cry	1925		3.87		
3123	Zinc	Zn	7440-66-6	65.409	blue-wh metal; hex	419.53	907	7.134		s acid, alk
3124	Zinc acetate dihydrate	Zn(C ₂ H ₃ O ₂) ₂ · 2H ₂ O	5970-45-6	219.527	wh powder	237 dec		1.735	30.0 ²⁰	s EtOH
3125	Zinc ammonium sulfate	Zn(NH ₄) ₂ (SO ₄) ₂	7783-24-6	293.611	wh cry				9.2 ²⁰	
3126	Zinc antimonide	ZnSb	12039-35-9	187.169	silv-wh orth cry	565		6.33		reac H ₂ O
3127	Zinc arsenate	Zn ₃ (AsO ₄) ₂	13464-44-3	474.065	wh powder				0.000078 ²⁰	s acid, alk
3128	Zinc arsenate octahydrate	Zn ₃ (AsO ₄) ₂ · 8H ₂ O	13464-45-4	618.187	wh monocl cry			3.33	0.000078 ²⁰	s acid, alk
3129	Zinc arsenite	Zn ₃ As ₂	12006-40-5	346.070	powder	1015		5.528		
3130	Zinc arsenite	Zn(AsO ₂) ₂	10326-24-6	279.250	col powder					i H ₂ O; s acid
3131	Zinc borate	3ZnO · 2B ₂ O ₃	27043-84-1	383.466	wh amorp powder			3.64		sl H ₂ O; s dil acid
3132	Zinc borate hemiheptahydrate	2ZnO · 3B ₂ O ₃ · 3.5H ₂ O	12513-27-8	434.69	wh cry	980		4.22		i H ₂ O
3133	Zinc borate pentahydrate	2ZnO · 3B ₂ O ₃ · 5H ₂ O	12536-65-1	461.753	wh powder			3.64	0.007 ²⁵	sl HCl
3134	Zinc bromate hexahydrate	Zn(BrO ₃) ₂ · 6H ₂ O	13517-27-6	429.305	wh hyg solid	100		2.57		vs H ₂ O
3135	Zinc bromide	ZnBr ₂	7699-45-8	225.217	wh hex cry; hyg	402	≈670	4.5	488 ²⁵	vs EtOH; s eth
3136	Zinc caprylate	Zn(C ₈ H ₁₅ O ₂) ₂	557-09-5	351.816	wh hyg cry	136				sl H ₂ O
3137	Zinc carbonate	ZnCO ₃	3486-35-9	125.418	wh hex cry	140 dec		4.434	0.000091 ²⁰	s dil acid, alk
3138	Zinc carbonate hydroxide	3Zn(OH) ₂ · 2ZnCO ₃	12070-69-8	549.107	wh powder					
3139	Zinc chlorate	Zn(ClO ₃) ₂	10361-95-2	232.311	yel hyg cry	60 dec		2.15	200 ²⁰	
3140	Zinc chloride	ZnCl ₂	7646-85-7	136.315	wh hyg cry	290	732	2.907	408 ²⁵	vs H ₂ O; s EtOH, ace

No.	Name	Formula	CAS Reg No.	Mol. weight	Physical form	mp/°C	bp/°C	Density g cm ⁻³	Solubility g/100 g H ₂ O	Qualitative solubility
3141	Zinc chromate	ZnCrO ₄	13530-65-9	181.403	yel prisms	316		3.40	3.08	s acid; i ace
3142	Zinc chromite	ZnCr ₂ O ₄	12018-19-8	233.399	grn cub cry			5.29		
3143	Zinc citrate dihydrate	Zn ₃ (C ₆ H ₅ O ₇) ₂ · 2H ₂ O	546-46-3	610.456	col powder					sl H ₂ O; s dil acid, alk
3144	Zinc cyanide	Zn(CN) ₂	557-21-1	117.443	wh powder			1.852	0.00047 ²⁰	reac acid
3145	Zinc diethyl	Zn(C ₂ H ₅) ₂	557-20-0	123.531	col liq	-28	118	1.2065		reac H ₂ O; msc eth, peth, bz
3146	Zinc dithionate	ZnS ₂ O ₄	7779-86-4	193.537	wh amorp solid	200 dec			40 ²⁰	
3147	Zinc fluoride	ZnF ₂	7783-49-5	103.406	wh tetr needles; hyg	872	1500	4.9	1.55 ²⁵	sl H ₂ O
3148	Zinc fluoride tetrahydrate	ZnF ₂ · 4H ₂ O	13986-18-0	175.468	wh orth cry			2.30	1.55 ²⁵	
3149	Zinc fluoroborate hexahydrate	Zn(BF ₄) ₂ · 6H ₂ O	27860-83-9	347.109	hex cry			2.12		vs H ₂ O; s EtOH
3150	Zinc formate dihydrate	Zn(CHO ₂) ₂ · 2H ₂ O	5970-62-7	191.474	wh cry			2.207	5.2 ²⁰	i EtOH
3151	Zinc hexafluorosilicate hexahydrate	ZnSiF ₆ · 6H ₂ O	16871-71-9	315.576	wh cry					s H ₂ O
3152	Zinc hydroxide	Zn(OH) ₂	20427-58-1	99.424	col orth cry	125 dec		3.05	0.000042 ²⁰	
3153	Zinc iodate	Zn(IO ₃) ₂	7790-37-6	415.214	wh cry powder				0.64 ²⁵	
3154	Zinc iodide	ZnI ₂	10139-47-6	319.218	wh-yel hyg cry	450	625	4.74	438 ²⁵	vs H ₂ O; s EtOH, eth
3155	Zinc laurate	Zn(C ₁₂ H ₂₃ O ₂) ₂	2452-01-9	464.029	wh powder	128				sl H ₂ O
3156	Zinc molybdate	ZnMoO ₄	13767-32-3	225.35	wh tetr cry	>700		4.3		i H ₂ O
3157	Zinc nitrate	Zn(NO ₃) ₂	7779-88-6	189.418	wh powder				120 ²⁵	
3158	Zinc nitrate hexahydrate	Zn(NO ₃) ₂ · 6H ₂ O	10196-18-6	297.510	col orth cry	36 dec		2.067	120 ²⁵	vs EtOH
3159	Zinc nitride	Zn ₃ N ₂	1313-49-1	224.240	blue-gray cub cry	700 dec		6.22		i H ₂ O
3160	Zinc nitrite	Zn(NO ₂) ₂	10102-02-0	157.420	hyg solid					reac H ₂ O
3161	Zinc oleate	Zn(C ₁₈ H ₃₃ O ₂) ₂	557-07-3	628.316	wh powder	70 dec				i H ₂ O; s EtOH, eth, bz
3162	Zinc oxalate	ZnC ₂ O ₄	547-68-2	153.428	wh pwd				0.0026 ²⁵	
3163	Zinc oxalate dihydrate	ZnC ₂ O ₄ · 2H ₂ O	4255-07-6	189.458	wh powder	100 dec		2.56	0.0026 ²⁵	s dil acid
3164	Zinc tartrate dihydrate	ZnC ₄ H ₄ O ₆ · 2H ₂ O	22570-08-7	249.511	wh cry pow	dec 150			0.022 ²⁰	
3165	Zinc oxide	ZnO	1314-13-2	81.408	wh powder; hex	1974		5.6		i H ₂ O; s dil acid
3166	Zinc 2,4-pentanedioate	Zn(CH ₃ COCHCOCH ₃) ₂	14024-63-6	263.625	cry	137 dec				sl H ₂ O; s EtOH, DMSO
3167	Zinc pentanoate dihydrate	Zn(C ₅ H ₉ O ₂) ₂ · 2H ₂ O	556-38-7	303.687	scales or powder					sl H ₂ O; reac acid; s EtOH
3168	Zinc perchlorate hexahydrate	Zn(ClO ₄) ₂ · 6H ₂ O	10025-64-6	372.402	wh cub cry; hyg	106 dec		2.2	121.3 ²⁵	s EtOH
3169	Zinc permanganate hexahydrate	Zn(MnO ₄) ₂ · 6H ₂ O	23414-72-4	411.372	blk orth cry; hyg			2.45		s H ₂ O; reac EtOH
3170	Zinc peroxide	ZnO ₂	1314-22-3	97.408	yel-wh powder	>150 dec	212 exp	1.57		i H ₂ O; reac acid, EtOH, ace
3171	Zinc phosphate	Zn ₃ (PO ₄) ₂	7779-90-0	386.170	wh monocl cry	900		4.0		i H ₂ O
3172	Zinc phosphate tetrahydrate	Zn ₃ (PO ₄) ₂ · 4H ₂ O	7543-51-3	458.231	col orth cry			3.04		i H ₂ O, EtOH; s dil acid, alk
3173	Zinc phosphide	Zn ₃ P ₂	1314-84-7	258.175	gray tetr cry	1160		4.55		i H ₂ O, EtOH; reac acid; s bz
3174	Zinc pyrophosphate	Zn ₂ P ₂ O ₇	7446-26-6	304.761	wh cry powder			3.75		i H ₂ O; s dil acid
3175	Zinc selenate pentahydrate	ZnSeO ₄ · 5H ₂ O	13597-54-1	298.44	tricl cry	50 dec		2.59	63.4 ²⁵	
3176	Zinc selenide	ZnSe	1315-09-9	144.37	yel-red cub cry	>1100	subl	5.65		i H ₂ O; s dil acid
3177	Zinc orthosilicate	Zn ₂ SiO ₄	13597-65-4	222.902	wh hex cry	1509		4.1		i H ₂ O, dil acid
3178	Zinc selenite	ZnSeO ₃	13597-46-1	192.37	wh powder	621				
3179	Zinc stearate	Zn(C ₁₈ H ₃₅ O ₂) ₂	557-05-1	632.348	wh powder	130		1.095		i H ₂ O, EtOH, eth; s bz
3180	Zinc sulfate	ZnSO ₄	7733-02-0	161.472	col orth cry	680 dec		3.8	57.7 ²⁵	
3181	Zinc sulfate monohydrate	ZnSO ₄ · H ₂ O	7446-19-7	179.487	wh monocl cry	238 dec		3.20	57.7 ²⁵	i EtOH
3182	Zinc sulfate heptahydrate	ZnSO ₄ · 7H ₂ O	7446-20-0	287.578	col orth cry	100 dec		1.97	57.7 ²⁵	i EtOH
3183	Zinc sulfide (sphalerite)	ZnS	1314-98-3	97.474	gray-wh cub cry	trans wurtzite 1020		4.04		i H ₂ O, EtOH; s dil acid
3184	Zinc sulfide (wurtzite)	ZnS	1314-98-3	97.474	wh hex cry	1700	subl	4.09		i H ₂ O; s dil acid
3185	Zinc sulfite dihydrate	ZnSO ₃ · 2H ₂ O	7488-52-0	181.503	wh powder	200 dec			0.224 ²⁵	i EtOH
3186	Zinc telluride	ZnTe	1315-11-3	193.01	red cub cry	1239		5.9		i H ₂ O
3187	Zinc thiocyanate	Zn(SCN) ₂	557-42-6	181.573	wh hyg cry					sl H ₂ O; s EtOH
3188	Zirconium	Zr	7440-67-7	91.224	gray-wh metal; hex	1854.7	4409	6.52		s hot conc acid
3189	Zirconocene dichloride	Zr(C ₂ H ₅) ₂ Cl ₂	1291-32-3	292.316	col cry	248	subl 150			
3190	Zirconium boride	ZrB ₂	12045-64-6	112.846	gray refrac solid; hex	3050		6.17		
3191	Zirconium carbide	ZrC	12020-14-3	103.235	gray refrac solid; cub	3532		6.73		s HF
3192	Zirconium nitride	ZrN	25658-42-8	105.231	yel cub cry	2952		7.09		s conc HF; sl dil acid
3193	Zirconium phosphide	ZrP ₂	12037-80-8	153.172	orth cry			~5.1		
3194	Zirconium silicide	ZrSi ₂	12039-90-6	147.395	gray powder	1620		4.88		i H ₂ O, aqua regia; s HF

No.	Name	Formula	CAS Reg No.	Mol. weight	Physical form	mp/°C	bp/°C	Density g cm ⁻³	Solubility g/100 g H ₂ O	Qualitative solubility
3195	Zirconium(II) bromide	ZrBr ₂	24621-17-8	251.032	blue-blk cry	dec 400				
3196	Zirconium(II) chloride	ZrCl ₂	13762-26-0	162.130	blk cry	772		3.16		reac H ₂ O
3197	Zirconium(II) fluoride	ZrF ₂	13842-94-9	129.221	blk cry	902				
3198	Zirconium(II) hydride	ZrH ₂	7704-99-6	93.240	gray tetr cry	800 dec		5.6		i H ₂ O
3199	Zirconium(II) iodide	ZrI ₂	15513-85-6	345.033	blk cry	827				
3200	Zirconium(III) bromide	ZrBr ₃	24621-18-9	330.936	dark blue cry	dec 300				
3201	Zirconium(III) chloride	ZrCl ₃	10241-03-9	197.583	dark blue cry	627		3.05		reac H ₂ O
3202	Zirconium(III) fluoride	ZrF ₃	13814-22-7	148.219	blue-grn cry	927		4.26		i H ₂ O; s acid
3203	Zirconium(III) iodide	ZrI ₃	13779-87-8	471.937	dark blue cry	727				
3204	Zirconium(IV) acetate hydroxide	Zr(C ₂ H ₃ O ₂) ₂ (OH) ₂	14311-93-4	243.327	wh amorp solid					s H ₂ O
3205	Zirconium(IV) ammonium carbonate dihydrate	Zr(NH ₄) ₃ OH(CO ₃) ₃ · 2H ₂ O	12616-24-9*	362.404	prisms; unstab					s H ₂ O
3206	Zirconium(IV) bromide	ZrBr ₄	13777-25-8	410.840	wh cub cry	450 tp	360 sp	3.98		reac H ₂ O
3207	Zirconium(IV) chloride	ZrCl ₄	10026-11-6	233.036	wh monocl cry; hyg	437 tp	331 sp	2.80		reac H ₂ O; s EtOH, eth
3208	Zirconium(IV) fluoride	ZrF ₄	7783-64-4	167.218	wh monocl cry	910	912 sp	4.43	1.5 ²⁵	
3209	Zirconium(IV) hydroxide	Zr(OH) ₄	14475-63-9	159.254	wh amorp powder	dec		3.25		i H ₂ O; s acid
3210	Zirconium(IV) iodide	ZrI ₄	13986-26-0	598.842	yel-oran cub cry	500	431 sp	4.85		vs H ₂ O
3211	Zirconium(IV) nitrate pentahydrate	Zr(NO ₃) ₄ · 5H ₂ O	13746-89-9	429.320	wh hyg cry	100 dec				vs H ₂ O; s EtOH
3212	Zirconium(IV) orthosilicate	ZrSiO ₄	10101-52-7	183.308	wh tetr cry	1540 dec		4.6		i H ₂ O; acid
3213	Zirconium(IV) oxide	ZrO ₂	1314-23-4	123.223	wh amorp powder	2710	4300	5.68		i H ₂ O; sl acid
3214	Zirconium(IV) pyrophosphate	ZrP ₂ O ₇	13565-97-4	265.167	wh refrac solid	dec 1550				i H ₂ O, dil acid; s HF
3215	Zirconium(IV) sulfate	Zr(SO ₄) ₂	14644-61-2	283.349	wh hyg cry	410 dec		3.22		s H ₂ O; sl EtOH
3216	Zirconium(IV) sulfate tetrahydrate	Zr(SO ₄) ₂ · 4H ₂ O	7446-31-3	355.411	wh tetr cry	100 dec		2.80		vs H ₂ O
3217	Zirconium(IV) sulfide	ZrS ₂	12039-15-5	155.354	red-brn hex cry	1550		3.87		i H ₂ O
3218	Zirconium(IV) tungstate	Zr(WO ₄) ₂	16853-74-0	586.90	grn pow					
3219	Zirconyl chloride	ZrOCl ₂	7699-43-6	178.129	wh solid	250 dec				s H ₂ O, EtOH
3220	Zirconyl chloride octahydrate	ZrOCl ₂ · 8H ₂ O	13520-92-8	322.252	tetr cry	400 dec		1.91		vs H ₂ O, EtOH

PHYSICAL PROPERTIES OF THE RARE EARTH METALS

K.A. Gschneidner, Jr.

TABLE 1. Data for the Trivalent Ions of the Rare Earth Elements

Rare earth	Symbol	Atomic no.	Atomic wt. ^a	Electronic configuration for R ³⁺				Spectroscopic ground state symbol
				No. 4f electrons	S	L	J	
Scandium	Sc	21	44.955910	0	—	—	—	—
Yttrium	Y	39	88.90585	0	—	—	—	—
Lanthanum	La	57	138.9055	0	—	—	—	—
Cerium	Ce	58	140.115	1	1/2	3	5/2	² F _{5/2}
Praseodymium	Pr	59	140.90765	2	1	5	4	³ H ₄
Neodymium	Nd	60	144.24	3	3/2	6	9/2	⁴ I _{9/2}
Promethium	Pm	61	(145)	4	2	6	4	⁵ I ₄
Samarium	Sm	62	150.36	5	5/2	5	5/2	⁶ H _{5/2}
Europium	Eu	63	151.965	6	3	3	0	⁷ F ₀
Gadolinium	Gd	64	157.25	7	7/2	0	7/2	⁸ S _{7/2}
Terbium	Tb	65	158.92534	8	3	3	6	⁷ F ₆
Dysprosium	Dy	66	162.50	9	5/2	5	15/2	⁶ H _{15/2}
Holmium	Ho	67	164.93032	10	2	6	8	⁵ I ₈
Erbium	Er	68	167.26	11	3/2	6	15/2	⁴ I _{15/2}
Thulium	Tm	69	168.93421	12	1	5	6	³ H ₆
Ytterbium	Yb	70	173.04	13	1/2	3	7/2	² F _{7/2}
Lutetium	Lu	71	174.967	14	—	—	—	—

Note: For additional information, see Goldschmidt, Z.B., in *Handbook on the Physics and Chemistry of Rare Earths*, Vol. 1, Gschneidner, K.A., Jr. and Eyring, L., Eds., North-Holland Physics, Amsterdam, 1978; DeLaeter, J.R., and Heumann, K.G., *J. Phys. Chem. Ref. Data*, 20, 1313, 1991; *Pure Appl. Chem.*, 66, 2423, 1994.

^a 1993 standard atomic weights.

TABLE 2. Crystallographic Data for the Rare Earth Metals at 24°C (297 K) or Below

Rare earth metal	Crystal structure ^a	Lattice constants (Å)			Metallic radius CN = 12 (Å)	Atomic volume (cm ³ /mol)	Density (g/cm ³)
		a ₀	b ₀	c ₀			
αSc	hcp	3.3088	—	5.2680	1.6406	15.039	2.989
αY	hcp	3.6482	—	5.7318	1.8012	19.893	4.469
αLa	dhcp	3.7740	—	12.171	1.8791	22.602	6.146
αCe ^b	fcc	4.85 ^b	—	—	1.72 ^b	17.2 ^b	8.16 ^b
βCe	dhcp	3.6810	—	11.857	1.8321	20.947	6.689
γCe ^c	fcc	5.1610	—	—	1.8247	20.696	6.770
αPr	dhcp	3.6721	—	11.8326	1.8279	20.803	6.773
αNd	dhcp	3.6582	—	11.7966	1.8214	20.583	7.008
αPm	dhcp	3.65	—	11.65	1.811	20.24	7.264
αSm	rhomb ^d	3.6290 ^d	—	26.207	1.8041	20.000	7.520
Eu	bcc	4.5827	—	—	2.0418	28.979	5.244
αGd	hcp	3.6336	—	5.7810	1.8013	19.903	7.901
α'Tb ^e	ortho	3.605 ^e	6.244 ^e	5.706 ^e	1.784 ^e	19.34 ^e	8.219 ^e
αTb	hcp	3.6055	—	5.6966	1.7833	19.310	8.230
α'Dy ^f	ortho	3.595 ^f	6.184 ^f	5.678 ^f	1.774 ^f	19.00 ^f	8.551 ^f
αDy	hcp	3.5915	—	5.6501	1.7740	19.004	8.551
Ho	hcp	3.5778	—	5.6178	1.7661	18.752	8.795
Er	hcp	3.5592	—	5.5850	1.7566	18.449	9.066
Tm	hcp	3.5375	—	5.5540	1.7462	18.124	9.321
αYb ^g	hcp	3.8799 ^g	—	6.3859 ^g	1.9451 ^g	25.067 ^g	6.903 ^g
βYb	fcc	5.4848	—	—	1.9392	24.841	6.966
Lu	hcp	3.5052	—	5.5494	1.7349	17.779	9.841

Note: For additional information, see Gschneidner, K.A., Jr. and Calderwood, F.W., in *Handbook on the Physics and Chemistry of Rare Earths*, Vol. 8, Gschneidner, K.A., Jr. and Eyring, L., Eds., North-Holland Physics, Amsterdam, 1986; Gschneidner, K.A., Jr., Pecharsky, V.K., Cho, Jaephil and Martin, S.W., *Scripta Mater.*, 1996, to be published.

^a hcp = hexagonal close-packed; P6₃/mmc, hP2, A3, Mg-type; dhcp = double-c hexagonal close-packed; P6₃/mmc, hP4, A3', αLa-type; fcc = face-centered cubic; Fm $\bar{3}$ m, cF4, A1, Cu-type; rhomb = rhombohedral; R $\bar{3}$ m, hR3, αSm-type; bcc = body-centered cubic; Im $\bar{3}$ m, cI2, A2, W-type; ortho = orthorhombic; Cmc21, oC4, α' Dy-type.

^b At 77 K (−196°C).

^c Equilibrium room temperature (standard state) phase.

^d Rhombohedral is the primitive cell. Lattice parameters given are for the nonprimitive hexagonal cell.

^e At 220 K (−53°C).

^f At 86 K (−187°C).

^g At 23°C.

TABLE 3. Crystallographic Data for Rare Earth Metals at High Temperature

Rare earth metal	Structure	Lattice parameter (Å)	Temp. (°C)	Metallic radius		Atomic volume (cm ³ /mol)	Density (g/cm ³)
				CN = 8 (Å)	CN = 12 (Å)		
βSc	bcc	3.73 (est.)	1337	1.62	1.66	15.6	2.88
βY	bcc	4.10 ^a	1478	1.78	1.83	20.8	4.28
βLa	fcc	5.303	325	—	1.875	22.45	6.187
γLa	bcc	4.26	887	1.84	1.90	23.3	5.97
δCe	bcc	4.12	757	1.78	1.84	21.1	6.65
βPr	bcc	4.13	821	1.79	1.84	21.2	6.64
βNd	bcc	4.13	883	1.79	1.84	21.2	6.80
βPm	bcc	4.10 (est.)	890	1.78	1.83	20.8	6.99
βSm	hcp	$a = 3.6630$ $c = 5.8448$	450 ^b	—	1.8176	20.450	7.353
γSm	bcc	4.10 (est.)	922	1.77	1.82	20.8	7.25
βGd	bcc	4.06	1265	1.76	1.81	20.2	7.80
βTb	bcc	4.07 ^a	1289	1.76	1.81	20.3	7.82
βDy	bcc	4.03 ^a	1381	1.75	1.80	19.7	8.23
γYb	bcc	4.44	763 ^c	1.92	1.98	26.4	6.57

Note: The rare earths Eu, Ho, Er, Tm, and Lu are monomorphic. For additional information, see Gschneidner, K.A., Jr. and Calderwood, F.W., in *Handbook on the Physics and Chemistry of Rare Earths*, Vol. 8, Gschneidner, K.A., Jr. and Eyring, L., Eds., North-Holland Physics, Amsterdam, 1986, 1.

^a Determined by extrapolation to 0% solute of a vs. composition data for R-Mg alloys at 24°C and corrected for thermal expansion to temperature given.

^b The hcp phase was stabilized by impurities and the temperature of measurement was below the equilibrium transition temperature (see Table 4).

^c The bcc phase was stabilized by impurities and the temperature of measurement was below the equilibrium transition temperature (see Table 4).

TABLE 4. High Temperature Transition Temperatures and Melting Point of Rare Earth Metals

Rare earth metal	Transition I ($\alpha - \beta$) ^a		Transition II ($\beta - \gamma$) ^a		Melting point (°C)
	Temp. (°C)	Phases	Temp. (°C)	Phases	
Sc	1337	hcp \rightleftharpoons bcc	—	—	1541
Y	1478	hcp \rightleftharpoons bcc	—	—	1522
La ^b	310	dhcp \rightleftharpoons fcc	865	fcc \rightleftharpoons bcc	918
Ce ^{c,d}	139	dhcp \rightleftharpoons fcc ($\beta - \gamma$)	726	fcc \rightleftharpoons bcc ($\gamma - \delta$)	798
Pr	795	dhcp \rightleftharpoons bcc	—	—	931
Nd	863	dhcp \rightleftharpoons bcc	—	—	1021
Pm	890	dhcp \rightleftharpoons bcc	—	—	1042
Sm ^e	734	rhomb \rightleftharpoons hcp	922	hcp \rightleftharpoons bcc	1074
Eu	—	—	—	—	822
Gd	1235	hcp \rightleftharpoons bcc	—	—	1313
Tb	1289	hcp \rightleftharpoons bcc	—	—	1356
Dy	1381	hcp \rightleftharpoons bcc	—	—	1412
Ho	—	—	—	—	1474
Er	—	—	—	—	1529
Tm	—	—	—	—	1545
Yb	795	fcc \rightleftharpoons bcc ($\beta - \gamma$)	—	—	819
Lu	—	—	—	—	1663

Note: For additional information, see Gschneidner, K.A., Jr. and Calderwood, F.W., in *Handbook on the Physics and Chemistry of Rare Earths*, Vol. 8, Gschneidner, K.A., Jr. and Eyring, L., Eds., North-Holland Physics, Amsterdam, 1986; Gschneidner, K.A., Jr., Pecharsky, V.K., Cho, Jaephil and Martin, S.W., *Scripta Mater.*, 34, 1717, 1996.

^a For all the transformations listed, unless otherwise noted.

^b On cooling, fcc \rightarrow dhcp ($\beta \rightarrow \alpha$), 260°C.

^c The $\beta \rightleftharpoons \gamma$ equilibrium transition temperature is $10 \pm 5^\circ\text{C}$.

^d On cooling, fcc \rightarrow dhcp ($\gamma \rightarrow \beta$), -16°C .

^e On cooling, hcp \rightarrow rhomb ($\beta \rightarrow \alpha$), 727°C .

TABLE 5. Low Temperature Transition Temperatures of the Rare Earth Metals

Rare earth metal	Cooling			Rare earth metal	Heating		
	Transformation	°C	K		Transformation	°C	K
Ce	$\gamma \rightarrow \beta$ ^a	-16	257	Ce	$\alpha \rightarrow \beta$	-148	125
	$\gamma \rightarrow \alpha$	-172	101		$\alpha \rightarrow \beta + \gamma$	-104	169
	$\beta \rightarrow \alpha$	-228	45		$\beta \rightarrow \gamma$ ^a	139	412
Tb	$\alpha \rightarrow \alpha'$	-53	220	Yb	$\alpha \rightarrow \beta$	7	280
Dy	$\alpha \rightarrow \alpha'$	-187	86				
Yb	$\beta \rightarrow \alpha$	-13	260				

Note: For additional information, see Beaudry, B.J. and Gschneidner, K.A., Jr., in *Handbook on the Physics and Chemistry of Rare Earths*, Vol. 1, Gschneidner, K.A., Jr. and Eyring, L., Eds., North-Holland Physics, Amsterdam, 1978, 173; Koskenmaki, D.C. and Gschneidner, K.A., Jr., 1978, in *Handbook on the Physics and Chemistry of Rare Earths*, Vol. 1, Gschneidner, K.A., Jr. and Eyring, L., Eds., North-Holland Physics, Amsterdam, 1978, 337; Gschneidner, K.A., Jr., Pecharsky, V.K., Cho, Jaephil and Martin, S.W., *Scripta Mater.*, 34, 1717, 1996.

^a The $\beta \rightleftharpoons \gamma$ equilibrium transition temperature is $10 \pm 5^\circ\text{C}$ ($283 \pm 5\text{K}$).

TABLE 6. Heat Capacity, Standard Entropy, Heats of Transformation, and Fusion of the Rare Earth Metals

Rare earth metal	Heat capacity at 298 K (J/mol K)	Standard entropy S_{298}° (J/mol K)	Heat of transformation (kJ/mol)				Heat of fusion (kJ/mol)
			trans. 1	ΔH_{tr}^1	trans. 2	ΔH_{tr}^2	
Sc	25.5	34.6	$\alpha \rightleftharpoons \beta$	4.00	—	—	14.1
Y	26.5	44.4	$\alpha \rightleftharpoons \beta$	4.99	—	—	11.4
La	27.1	56.9	$\alpha \rightleftharpoons \beta$	0.36	$\beta \rightleftharpoons \gamma$	3.12	6.20
Ce	26.9	72.0	$\beta \rightleftharpoons \gamma$	0.05	$\gamma \rightleftharpoons \delta$	2.99	5.46
Pr	27.2	73.2	$\alpha \rightleftharpoons \beta$	3.17	—	—	6.89
Nd	27.5	71.5	$\alpha \rightleftharpoons \beta$	3.03	—	—	7.14
Pm	27.3 ^a	71.6 ^a	$\alpha \rightleftharpoons \beta$	3.0 ^a	—	—	7.7 ^a
Sm	29.5	69.6	$\alpha \rightleftharpoons \beta$	0.2 ^a	$\beta \rightleftharpoons \gamma$	3.11	8.62
Eu	27.7	77.8	—	—	—	—	9.21
Gd	37.0	68.1	$\alpha \rightleftharpoons \beta$	3.91	—	—	10.0
Tb	28.9	73.2	$\alpha \rightleftharpoons \beta$	5.02	—	—	10.79
Dy	27.7	75.6	$\alpha \rightleftharpoons \beta$	4.16	—	—	11.06
Ho	27.2	75.3	—	—	—	—	17.0 ^a
Er	28.1	73.2	—	—	—	—	19.9
Tm	27.0	74.0	—	—	—	—	16.8
Yb	26.7	59.9	$\beta \rightleftharpoons \gamma$	1.75	—	—	7.66
Lu	26.9	51.0	—	—	—	—	22 ^a

Note: For additional information, see Hultgren, R., Desai, P.D., Hawkins, D.T., Gleiser, M., Kelley, K.K., and Wagman, D.D., *Selected Values of the Thermodynamic Properties of the Elements*, ASM International, Metals Park, Ohio, 1973; Wagman, D.D., Evans, W.H., Parker, V.B., Schumm, R.H., Halow, I., Bailey, S.M., Churney, K.L., and Nuttall, R.L., *The NBS Tables of Chemical Thermodynamic Properties, J. Phys. Chem. Ref. Data*, Vol. 11, Suppl 2, 1982; Amitin, E.B., Bessergenev, W.G., Kovalevskaya, Yu. A., and Paukov, I.E., *J. Chem. Thermodyn.*, 15, 181, 1983; Amitin, E.B., Bessergenev, W.G., Kovalevskaya, Yu. A., and Paukov, I.E., *J. Chem. Thermodyn.*, 15, 181, 1983.

^a Estimated.

TABLE 7. Vapor Pressures, Boiling Points, and Heats of Sublimation of Rare Earth Metals

Rare earth metal	Temperature in °C ^a for a vapor pressure of				Boiling point ^a (°C)	Heat of sublimation at 25°C (kJ/mol)
	10 ⁻⁸ atm (0.001 Pa)	10 ⁻⁶ atm (0.101 Pa)	10 ⁻⁴ atm (10.1 Pa)	10 ⁻² atm (1013 Pa)		
Sc	1036	1243	1533	1999	2836	377.8
Y	1222	1460	1812	2360	3345	424.7
La	1301	1566	1938	2506	3464	431.0
Ce	1290	1554	1926	2487	3443	422.6
Pr	1083	1333	1701	2305	3520	355.6
Nd	955	1175	1500	2029	3074	327.6
Pm	—	—	—	—	3000 ^b	348 ^b
Sm	508	642	835	1150	1794	206.7
Eu	399	515	685	964	1529	175.3
Gd	1167	1408	1760	2306	3273	397.5
Tb	1124	1354	1698	2237	3230	388.7
Dy	804	988	1252	1685	2567	290.4
Ho	845	1036	1313	1771	2700	300.8
Er	908	1113	1405	1896	2868	317.1
Tm	599	748	964	1300	1950	232.2
Yb	301	400	541	776	1196	152.1
Lu	1241	1483	1832	2387	3402	427.6

Note: For additional information, see Hultgren, R., Desai, P.D., Hawkins, D.T., Gleiser, M., Kelley, K.K., and Wagman, D.D., *Selected Values of the Thermodynamic Properties of the Elements*, ASM International, Metals Park, Ohio, 1973; Beaudry, B.J. and Gschneidner, K.A., Jr., in *Handbook on the Physics and Chemistry of Rare Earths*, Vol. 1, Gschneidner, K.A., Jr. and Eyring, L., Eds., North-Holland Physics, Amsterdam, 1978, 173.

^a International Temperature Scale of 1990 (ITS-90) values.

^b Estimated.

TABLE 8. Magnetic Properties of the Rare Earth Metals

Rare earth metal	$\chi_A \times 10^6$ at 298 K (emu/mol)	Effective magnetic moment				Easy axis	Néel temp. T_N (K)		Curie temp. T_C (K)	θ_p (K)		
		Paramagnetic at ~ 298 K		Ferromagnetic at ~ 0 K			Hex sites	Cubic sites		c	\perp c	Polycryst. or avg.
		Theory ^a	Obs.	Theory ^b	Obs.							
α Sc	295.2	—	—	—	—	—	—	—	—	—	—	—
α Y	187.7	—	—	—	—	—	—	—	—	—	—	—
α La	95.9	—	—	—	—	—	—	—	—	—	—	—
β La	105	—	—	—	—	—	—	—	—	—	—	—
γ Ce	2,270	2.54	2.52	2.14	—	—	—	14.4	—	—	—	-50
β Ce	2,500	2.54	2.61	2.14	—	—	13.7	12.5	—	—	—	-41
α Pr	5,530	3.58	3.56	3.20	2.7 ^c	a	0.03	—	—	—	—	0
α Nd	5,930	3.62	3.45	3.27	2.2 ^c	b	19.9	7.5	—	0	5	3.3
α Pm	—	2.68	—	2.40	—	—	—	—	—	—	—	—
α Sm	1,278 ^d	0.85	1.74	0.71	0.5 ^c	a	109	14.0	—	—	—	—
Eu	30,900	7.94	8.48	7.0	5.9	<110>	—	90.4	—	—	—	100
α Gd	185,000 ^e	7.94	7.98	7.0	7.63	30° to c	—	—	293.4	317	317	317
α Tb	170,000	9.72	9.77	—	—	—	230.0	—	—	195	239	224
α' Tb	—	—	—	9.0	9.34	b	—	—	219.5	—	—	—
α Dy	98,000	10.64	10.83	—	—	—	180.2	—	—	121	169	153
α' Dy	—	—	—	10.0	10.33	a	—	—	90.5 ^s	—	—	—
Ho	72,900	10.60	11.2	10.0	10.34	b	132	—	19.5	73.0	88.0	83.0
Er	48,000	9.58	9.9	9.0	9.1	30° to c	85	—	18.7	61.7	32.5	42.2
Tm	24,700	7.56	7.61	7.0	7.14	c	58	—	32.0	41.0	-17.0	2.3
β Yb	67 ^d	—	—	—	—	—	—	—	—	—	—	—
Lu	182.9	—	—	—	—	—	—	—	—	—	—	—

Note: For additional information, see McEwen, K.A., in *Handbook on the Physics and Chemistry of Rare Earths*, Vol. 1, Gschneidner, K.A., Jr. and Eyring, L., Eds., North-Holland Physics, Amsterdam, 1978, 411; Legvold, S., in *Ferromagnetic Materials*, Vol. 1, Wohlfarth, E.P., Ed., North-Holland Physics, Amsterdam, 1980, 183; Pecharsky, V.K., Gschneidner, K.A., Jr. and Fort, D., *Phys. Rev. B*, 47, 5063, 1993; Pecharsky, V.K., Gschneidner, K.A., Jr. and Fort, D., 1996, to be published; Steward, A.M. and Collocott, S.J., *J. Phys.: Condens. Matter*, 1, 677, 1988.

^a $g[J(J+1)]^{1/2}$.

^b gJ .

^c At 38 T and 4.2 K.

^d At 290 K.

^e At 350 K.

^s On cooling $T_C = 89.6$ K and on warming $T_C = 91.5$ K.

TABLE 9. Room Temperature Coefficient of Thermal Expansion, Thermal Conductivity, Electrical Resistance, and Hall Coefficient

Rare earth metal	Expansion ($\alpha \times 10^6$) ($^{\circ}\text{C}^{-1}$)			Thermal conductivity (W/cm K)	Electrical resistance ($\mu\Omega \cdot \text{cm}$)			Hall coefficient ($R_H \times 10^{12}$) ($\text{V} \cdot \text{cm}/\text{A} \cdot \text{Oe}$)		
	α_a	α_c	α_{poly}		ρ_a	ρ_c	ρ_{poly}	R_a	R_c	R_{poly}
α Sc	7.6	15.3	10.2	0.158	70.9	26.9	56.2 ^a	—	—	-0.13
α Y	6.0	19.7	10.6	0.172	72.5	35.5	59.6	-0.27	-1.6	—
α La	4.5	27.2	12.1	0.134	—	—	61.5	—	—	-0.35
β Ce	—	—	—	—	—	—	82.8	—	—	—
γ Ce	6.3	—	6.3	0.113	—	—	74.4	—	—	+1.81
α Pr	4.5	11.2	6.7	0.125	—	—	70.0	—	—	+0.709
α Nd	7.6	13.5	9.6	0.165	—	—	64.3	—	—	+0.971
α Pm	9 ^b	16 ^b	11 ^b	0.15 ^b	—	—	75 ^b	—	—	—
α Sm	9.6	19.0	12.7	0.133	—	—	94.0	—	—	-0.21
Eu	35.0	—	35.0	0.139 ^b	—	—	90.0	—	—	+24.4
α Gd	9.1 ^c	10.0 ^c	9.4 ^c	0.105	135.1	121.7	131.0	-10	-54	-4.48 ^d
α Tb	9.3	12.4	10.3	0.111	123.5	101.5	115.0	-1.0	-3.7	—
α Dy	7.1	15.6	9.9	0.107	111.0	76.6	92.6	-0.3	-3.7	—
Ho	7.0	19.5	11.2	0.162	101.5	60.5	81.4	+0.2	-3.2	—
Er	7.9	20.9	12.2	0.145	94.5	60.3	86.0	+0.3	-3.6	—
Tm	8.8	22.2	13.3	0.169	88.0	47.2	67.6	—	—	-1.8
β Yb	26.3	—	26.3	0.385	—	—	25.0	—	—	+3.77
Lu	4.8	20.0	9.9	0.164	76.6	34.7	58.2	+0.45	-2.6	-0.535

Note: For additional information, see Beaudry, B. J. and Gschneidner, K.A., Jr., in *Handbook on the Physics and Chemistry of Rare Earths*, Vol. 1, Gschneidner, K.A., Jr. and Eyring, L., Eds., North-Holland Physics, Amsterdam, 1978, 173; McEwen, K.A., in *Handbook on the Physics and Chemistry of Rare Earths*, Vol. 1, Gschneidner, K.A., Jr. and Eyring, L., Eds., North-Holland Physics, Amsterdam, 1978, 411.

^a Calculated from single crystal values.

^b Estimated.

^c At 100°C.

^d At 77°C.

TABLE 10. Electronic Specific Heat Constant (γ), Electron-Electron (Coulomb) Coupling Constant (μ^*), Electron-Phonon Coupling Constant (λ), Debye Temperature at 0 K (θ_D), and Superconducting Transition Temperature

Rare earth metal	γ (mJ/mol·K ²)	μ^*	λ	θ_D (K) from		Superconducting temperature (K)
				Heat capacity	Elastic constants	
α Sc	10.334	0.16	0.30	345.3	—	0.050 ^a
α Y	7.878	0.15	0.30	244.4	258	1.3 ^b
α La	9.45	0.08	0.76	150	154	5.10
β La	11.5	—	—	140	—	6.00
α Ce	12.8	—	—	179	—	0.022 ^c
α Pr	20	—	1.07 ^d	155 ^e	153	—
α Nd	f	—	0.86 ^d	157 ^e	163	—
α Pm	—	—	—	159 ^e	—	—
α Sm	8.1 \pm 1.5 ^g	—	0.81 ^d	162 ^{e,f}	169	—
Eu	f	—	—	f	118	—
α Gd	4.48	—	0.30	169	182	—
α' Tb	3.71	—	0.34 ^d	169.6	177	—
α' Dy	4.9	—	0.32 ^d	192	183	—
Ho	2.1	—	0.30 ^d	175 ^e	190	—
Er	8.7	—	0.33 ^d	176.9	188	—
Tm	f	—	0.36 ^d	179 ^e	200	—
α Yb	3.30	—	—	117.6	118	—
β Yb	8.36	—	—	109	—	—
Lu	8.194	0.14	0.31	183.2	185	0.022 ^h

Note: For additional information, see Sundström, L.J., in *Handbook on the Physics and Chemistry of Rare Earths*, Vol. 1, Gschneidner, K.A., Jr., and Eyring, L., Eds., North-Holland Physics, Amsterdam, 1978, 379; Scott, T., in *Handbook on the Physics and Chemistry of Rare Earths*, Vol. 1, Gschneidner, K.A., Jr. and Eyring, L., Eds., North-Holland Physics, Amsterdam, 1978, 591; Probst, C. and Wittig, J., in *Handbook on the Physics and Chemistry of Rare Earths*, Vol. 1, Gschneidner, K.A., Jr. and Eyring, L., Eds., North-Holland Physics, Amsterdam, 1978, 749; Tsang, T.-W.E., Gschneidner, K.A., Jr., Schmidt, F.A., and Thome, D.K., *Phys. Rev.*, B, 31, 235, 1985; Collocott, S.J., Hill, R.W. and Stewart, A.M., *J. Phys. F*, 18, L223, 1988; Hill, R.W. and Gschneidner, K.A., Jr., *J. Phys. F*, 18, 2545, 1988; Skriver, H.L. and Mertig, I., *Phys. Rev. B*, 41, 6553, 1990. Collocott, S.J. and Stewart, A.M., *J. Phys.: Condens. Matter*, 4, 6743, 1992; Pecharsky, V.K., Gschneidner, K.A., Jr. and Fort, D., *Phys. Rev. B*, 47, 5063, 1993.

^a At 18.6 GPa.

^b At 11 GPa.

^c At 2.2 GPa.

^d Calculated value.

^e Estimated.

^f Heat capacity results have been reported, but the resultant γ and θ_D values are unreliable because of the presence of impurities and/or there was no reliable procedure or model to correct for the magnetic contribution to the heat capacity.

^g Based on the values reported for the purer Sm sample (IV).

^h At 4.5 GPa.

TABLE 11. Room Temperature Elastic Moduli and Mechanical Properties

Rare earth metal	Elastic moduli (GPa)				Mechanical properties (MPa)				Recryst. temp. (°C)
	Young's (elastic) modulus	Shear modulus	Bulk modulus	Poisson's ratio	Yield strength 0.2% offset	Ultimate tensile strength	Uniform elongation (%)	Reduction in area (%)	
Sc	74.4	29.1	56.6	0.279	173 ^a	255 ^a	5.0 ^a	8.0 ^a	550
Y	63.5	25.6	41.2	0.243	42	129	34.0	—	550
α La	36.6	14.3	27.9	0.280	126 ^a	130	7.9 ^a	—	300
β Ce	—	—	—	—	86	138	—	24.0	—
γ Ce	33.6	13.5	21.5	0.24	28	117	22.0	30.0	325
α Pr	37.3	14.8	28.8	0.281	73	147	15.4	67.0	400
α Nd	41.4	16.3	31.8	0.281	71	164	25.0	72.0	400
α Pm	46 ^b	18 ^b	33 ^b	0.28 ^b	—	—	—	—	400 ^b
α Sm	49.7	19.5	37.8	0.274	68	156	17.0	29.5	440
Eu	18.2	7.9	8.3	0.152	—	—	—	—	300
α Gd	54.8	21.8	37.9	0.259	15	118	37.0	56.0	500
α Tb	55.7	22.1	38.7	0.261	—	—	—	—	500
α Dy	61.4	24.7	40.5	0.247	43	139	30.0	30.0	550
Ho	64.8	26.3	40.2	0.231	—	—	—	—	520
Er	69.9	28.3	44.4	0.237	60	136	11.5	11.9	520
Tm	74.0	30.5	44.5	0.213	—	—	—	—	600
β Yb	23.9	9.9	30.5	0.207	7	58	43.0	92.0	300
Lu	68.6	27.2	47.6	0.261	—	—	—	—	600

Note: For additional information, see Scott, T., in *Handbook on the Physics and Chemistry of Rare Earths*, Vol. 1, Gschneidner, K.A., Jr. and Eyring, L., Eds., North-Holland Physics, Amsterdam, 1978, 591.

^a Value is questionable.

^b Estimated.

TABLE 12. Liquid Metal Properties Near the Melting Point

Rare earth metal	Density (g/cm ³)	Surface tension (N/m)	Viscosity (centipoise)	Heat capacity (J/mol K)	Thermal conductivity (W/cm K)	Magnetic susceptibility $\chi \times 10^4$ (emu/mol)	Electrical resistivity ($\mu\Omega\cdot\text{cm}$)	ΔV (l \rightarrow s) ^a (%)	Spectral emittance at $\lambda = 645$ nm	
									ϵ (%)	Temp.
Sc	2.80	0.954	—	44.2 ^b	—	—	—	—	—	—
Y	4.24	0.871	—	43.1	—	—	—	—	36.8	1522–1647
La	5.96	0.718	2.65	34.3	0.238	1.20	133	-0.6	25.4	920–1287
Ce	6.68	0.706	3.20	37.7	0.210	9.37	130	+1.1	32.2	877–1547
Pr	6.59	0.707	2.85	43.0	0.251	17.3	139	-0.02	28.4	931–1537
Nd	6.72	0.687	—	48.8	0.195	18.7	151	-0.9	39.4	1021–1567
Pm	6.9 ^b	0.680 ^b	—	50 ^b	—	—	160 ^b	—	—	—
Sm	7.16	0.431	—	50.2 ^b	—	18.3	182	-3.6	43.7	1075
Eu	4.87	0.264	—	38.1	—	97	242	-4.8	—	—
Gd	7.4	0.664	—	37.2	0.149	67	195	-2.0	34.2	1313–1600
Tb	7.65	0.669	—	46.5	—	82	193	-3.1	—	—
Dy	8.2	0.648	—	49.9	0.187	95	210	-4.5	29.7	1412–1437
Ho	8.34	0.650	—	43.9	—	88	221	-7.4	—	—
Er	8.6	0.637	—	38.7	—	69	226	-9.0	37.2	1529–1587
Tm	9.0 ^b	—	—	41.4	—	41	235 ^b	-6.9	—	—
Yb	6.21	0.320	2.67	36.8	—	—	113	-5.1	—	—
Lu	9.3	0.940	—	47.9 ^b	—	—	224	-3.6	—	—

Note: For additional information, see Van Zytveld, J., in *Handbook on the Physics and Chemistry of Rare Earths*, Vol. 12, Gschneidner, K.A., Jr. and Eyring, L., Eds., North-Holland Physics, Amsterdam, 1989, 357. Stretz, L.A. and Bautista, R.G., in *Temperature, Its Measurement and Control in Science and Industry*, Vol. 4, part I, H.H. Plumb, Ed., Instrument Society of America, Pittsburgh, 1972, 489. King, T.S., Baria, D.N., and Bautista, R.G., *Met. Trans. B*, 7, 411, 1976; Baria, D.N., King, T.S., and Bautista, R.G., *Met. Trans. B*, 7, 577, 1976.

^a Volume change on freezing.

^b Estimated.

TABLE 13. Ionization Potentials (Electronvolts)

Rare earth	I Neutral atom	II Singly ionized	III Doubly ionized	IV Triply ionized	V Quadruply ionized
Sc	6.56144	12.79967	24.75666	73.4894	91.65
Y	6.217	12.24	20.52	60.597	77.0
La	5.5770	11.060	19.1773	49.95	61.6
Ce	5.5387	10.85	20.198	36.758	65.55
Pr	5.464	10.55	21.624	38.98	57.53
Nd	5.5250	10.73	22.1	40.41	—
Pm	5.554	10.90	22.3	41.1	—
Sm	5.6437	11.07	23.4	41.4	—
Eu	5.6704	11.241	24.92	42.7	—
Gd	6.1500	12.09	20.63	44.0	—
Tb	5.8639	11.52	21.91	39.79	—
Dy	5.9389	11.67	22.8	41.47	—
Ho	6.0216	11.80	22.84	42.5	—
Er	6.1078	11.93	22.74	42.7	—
Tm	6.18431	12.05	23.68	42.7	—
Yb	6.25416	12.1761	25.05	43.56	—
Lu	5.42585	13.9	20.9594	45.25	66.8

Note: For references, see the table "Ionization Potentials of Atoms and Atomic Ions" in Section 10.

TABLE 14. Effective Ionic Radii (Å)^a

Rare earth ion	R^{2+}		R^{3+}			R^{4+}	
	CN = 6	CN = 8	CN = 6	CN = 8	CN = 12	CN = 6	CN = 8
Sc	—	—	0.745	0.87	1.116	—	—
Y	—	—	0.900	1.015	1.220	—	—
La	—	—	1.045	1.18	1.320	—	—
Ce	—	—	1.010	1.14	1.290	0.80	0.97
Pr	—	—	0.997	1.14	1.286	0.78	0.96
Nd	—	—	0.983	1.12	1.276	—	—
Pm	—	—	0.97	1.10	1.267	—	—
Sm	1.19	1.27	0.958	1.09	1.260	—	—
Eu	1.17	1.25	0.947	1.07	1.252	—	—
Gd	—	—	0.938	1.06	1.246	—	—
Tb	—	—	0.923	1.04	1.236	0.76	0.88
Dy	—	—	0.912	1.03	1.228	—	—
Ho	—	—	0.901	1.02	1.221	—	—
Er	—	—	0.890	1.00	1.214	—	—
Tm	—	—	0.880	0.99	1.207	—	—
Yb	1.00	1.07	0.868	0.98	1.199	—	—
Lu	—	—	0.861	0.97	1.194	—	—

Note: For additional information, see Shannon, R.D. and Prewitt, C.T., *Acta Cryst.*, 25, 925, 1969 and Shannon, R.D. and Prewitt, C.T., *Acta Cryst.*, 26, 1046, 1970.

^a Radius of O²⁻ is 1.40 Å for a coordination number (CN) of 6.

MELTING, BOILING, TRIPLE, AND CRITICAL POINT TEMPERATURES OF THE ELEMENTS

This table summarizes the significant points on the phase diagrams for the elements for which data are available. Values are given for the solid-liquid-gas triple point t_{tp} , normal melting point t_m , normal boiling point t_b , and critical temperature t_c ; all are on the ITS-90 scale. An "sp" notation indicates a sublimation point, where the vapor pressure of the solid phase reaches 101.325 kPa (1 atm). Transition temperatures between allotropic forms are included for several elements. The major data sources are listed below; values from Reference 1, which deals with reference points on the ITS-90 scale, were adopted when applicable.

References

1. Bedford, R. E., Bonnier, G., Maas, H., and Pavese, F., *Metrologia* 33, 133, 1996.
2. Dinsdale, A.T., "SGTE Data for Pure Elements," *CALPHAD*, 15, 317-425, 1991.
3. Chase, M.W., Davies, C.A., Downey, J.R., Frurip, D.J., McDonald, R.A., and Syverud, A.N., *JANAF Thermochemical Tables, Third Edition, J. Phys. Chem. Ref. Data*, Vol. 14, Suppl. 1, 1985.
4. Gurvich, L.V., Veyts, I.V., and Alcock, C.B., *Thermodynamic Properties of Individual Substances, Fourth Edition*, Hemisphere Publishing Corp., New York, 1989.
5. Greenwood, N. N., and Earnshaw, A., *Chemistry of the Elements, Second Edition*, Butterworth-Heinemann, Oxford, 1997.

Element	$t_{tp}/^{\circ}\text{C}$	$t_m/^{\circ}\text{C}$	$t_b/^{\circ}\text{C}$	$t_c/^{\circ}\text{C}$
Actinium		1050	3198	
Aluminum		660.32	2519	
Americium		1176	2011	
Antimony		630.628	1587	
Argon	-189.36 (69 kPa)		-185.847	-122.28
Arsenic (gray)	817 (3.70 MPa)		616 sp	1400
Astatine		302		
Barium		727	1897	
Berkelium (β form)		986		
Beryllium		1287	2471	
Bismuth		271.406	1564	
Boron		2075	4000	
Bromine		-7.2	58.8	315
Cadmium		321.069	767	
Calcium		842	1484	
Californium		900		
Carbon (graphite)	4489 (10.3 MPa)		3825 sp	
Carbon (diamond)		4440 (12.4 GPa)		
Cerium		799	3443	
Cesium		28.5	671	1665
Chlorine		-101.5	-34.04	143.8
Chromium		1907	2671	
Cobalt		1495	2927	
Copper		1084.62	2562	
Curium		1345	~3100	
Dysprosium		1412	2567	
Einsteinium		860		
Erbium		1529	2868	
Europium		822	1529	
Fermium		1527		
Fluorine	-219.67		-188.12	-129.02
Francium		27		
Gadolinium		1313	3273	
Gallium	29.7666		2204	
Germanium		938.25	2833	
Gold		1064.18	2856	
Hafnium		2233	4603	
Helium			-268.93	-267.96
Holmium		1472	2700	
Hydrogen	-259.198 (7.2 kPa)	-259.1	-252.762	-240.18
Indium	156.5936	156.60	2072	
Iodine		113.7	184.4	546
Iridium		2446	4428	
Iron		1538	2861	
Krypton	-157.38 (73.2 kPa)		-153.34	-63.74
Lanthanum		920	3464	
Lawrencium		1627		
Lead		327.462	1749	

Melting, Boiling, Triple, and Critical Point Temperatures of the Elements

Element	$t_{tp}/^{\circ}\text{C}$	$t_m/^{\circ}\text{C}$	$t_b/^{\circ}\text{C}$	$t_c/^{\circ}\text{C}$
Lithium		180.50	1342	2950
Lutetium		1663	3402	
Magnesium		650	1090	
Manganese		1246	2061	
Mendelevium		827		
Mercury	-38.837	-38.8290	356.62	1477
Molybdenum		2623	4639	
Neodymium		1016	3074	
Neon	-248.609 (43 kPa)		-246.053	-228.7
Neptunium		644		
Nickel		1455	2913	
Niobium		2477	4744	
Nitrogen	-209.999	-210.0	-195.798	-146.94
Nobelium		827		
Osmium		3033	5012	
Oxygen		-218.79	-182.953	-118.56
Palladium		1554.8	2963	
Phosphorus (white)		44.15	280.5	721
Phosphorus (red)	590		431 sp	721
Phosphorus (black)		610		
Platinum		1768.2	3825	
Plutonium		640	3228	
Polonium		254	962	
Potassium		63.5	759	1950
Praseodymium		931	3520	
Promethium		1042	3000	
Protactinium		1572		
Radium		696		
Radon		-71	-61.7	104
Rhenium		3185	5596	
Rhodium		1964	3695	
Rubidium	39.26	39.30	688	1820
Ruthenium		2034	4150	
Samarium		1072	1794	
Scandium		1541	2836	
Selenium (vitreous)		180 (trans to gray)	685	1493
Selenium (gray)		220.8	685	1493
Silicon		1414	3265	
Silver		961.78	2162	
Sodium		97.794	882.940	2300
Strontium		777	1382	
Sulfur (rhombic)		95.3 (trans to monocl)	444.61	1041
Sulfur (monoclinic)		115.21	444.61	1041
Tantalum		3017	5458	
Technetium		2157	4265	
Tellurium		449.51	988	
Terbium		1359	3230	
Thallium		304	1473	
Thorium		1750	4788	
Thulium		1545	1950	
Tin (gray)		13.2 (trans to white)	2602	
Tin (white)		231.93	2602	
Titanium		1668	3287	
Tungsten		3422	5555	
Uranium		1135	4131	
Vanadium		1910	3407	
Xenon	-111.745 (81.6 kPa)		-108.09	16.62
Ytterbium		824	1196	
Yttrium		1522	3345	
Zinc		419.53	907	
Zirconium		1854.7	4409	

HEAT CAPACITY OF THE ELEMENTS AT 25°C

This table gives the specific heat capacity (c_p) in J/g K and the molar heat capacity (C_p) in J/mol K at a temperature of 25°C and a

pressure of 100 kPa (1 bar or 0.987 standard atmospheres) for all the elements for which reliable data are available.

Name	c_p J/g K	C_p J/mol K
Actinium	0.120	27.2
Aluminum	0.897	24.20
Antimony	0.207	25.23
Argon	0.520	20.786
Arsenic	0.329	24.64
Barium	0.204	28.07
Beryllium	1.825	16.443
Bismuth	0.122	25.52
Boron	1.026	11.087
Bromine (Br ₂)	0.474	75.69
Cadmium	0.232	26.020
Calcium	0.647	25.929
Carbon (graphite)	0.709	8.517
Cerium	0.192	26.94
Cesium	0.242	32.210
Chlorine (Cl ₂)	0.479	33.949
Chromium	0.449	23.35
Cobalt	0.421	24.81
Copper	0.385	24.440
Dysprosium	0.173	28.16
Erbium	0.168	28.12
Europium	0.182	27.66
Fluorine (F ₂)	0.824	31.304
Gadolinium	0.236	37.03
Gallium	0.373	26.03
Germanium	0.320	23.222
Gold	0.129	25.418
Hafnium	0.144	25.73
Helium	5.193	20.786
Holmium	0.165	27.15
Hydrogen (H ₂)	14.304	28.836
Indium	0.233	26.74
Iodine (I ₂)	0.214	54.43
Iridium	0.131	25.10
Iron	0.449	25.10
Krypton	0.248	20.786
Lanthanum	0.195	27.11
Lead	0.130	26.84
Lithium	3.582	24.860
Lutetium	0.154	26.86
Magnesium	1.023	24.869
Manganese	0.479	26.32
Mercury	0.140	27.983

Name	c_p J/g K	C_p J/mol K
Molybdenum	0.251	24.06
Neodymium	0.190	27.45
Neon	1.030	20.786
Nickel	0.444	26.07
Niobium	0.265	24.60
Nitrogen (N ₂)	1.040	29.124
Osmium	0.130	24.7
Oxygen (O ₂)	0.918	29.378
Palladium	0.246	25.98
Phosphorus (white)	0.769	23.824
Platinum	0.133	25.86
Potassium	0.757	29.600
Praseodymium	0.193	27.20
Radon	0.094	20.786
Rhenium	0.137	25.48
Rhodium	0.243	24.98
Rubidium	0.363	31.060
Ruthenium	0.238	24.06
Samarium	0.197	29.54
Scandium	0.568	25.52
Selenium	0.321	25.363
Silicon	0.712	19.99
Silver	0.235	25.350
Sodium	1.228	28.230
Strontium	0.306	26.79
Sulfur (rhombic)	0.708	22.70
Tantalum	0.140	25.36
Tellurium	0.202	25.73
Terbium	0.182	28.91
Thallium	0.129	26.32
Thorium	0.118	27.32
Thulium	0.160	27.03
Tin (white)	0.227	26.99
Titanium	0.523	25.060
Tungsten	0.132	24.27
Uranium	0.116	27.665
Vanadium	0.489	24.89
Xenon	0.158	20.786
Ytterbium	0.155	26.74
Yttrium	0.298	26.53
Zinc	0.388	25.390
Zirconium	0.278	25.36

VAPOR PRESSURE OF THE METALLIC ELEMENTS — EQUATIONS

C. B. Alcock

This table gives coefficients in an equation for the vapor pressure of 65 metallic elements in both the solid and liquid state. Vapor pressures in the range 10^{-10} to 10^2 Pa (10^{-15} to 10^{-3} atm) are covered. The equation is:

$$\text{for } p \text{ in atmospheres: } \log(p/\text{atm}) = A + BT^{-1} + C \log T + DT^3$$

$$\text{for } p \text{ in pascals: } \log(p/\text{Pa}) = 5.006 + A + BT^{-1} + C \log T + DT^3$$

$$\text{for } p \text{ in torr (mmHg): } \log(p/\text{torr}) = 2.881 + A + BT^{-1} + C \log T + DT^3$$

where T is the temperature in K.

This equation reproduces the observed vapor pressures to an accuracy of 5% or better. The metals are listed alphabetically by name, and the melting point is included.

The table following this one gives values of the vapor pressure at several temperatures in the 400 K to 2400 K range, as calculated from these equations.

Reprinted with permission of the publisher, Pergamon Press.

Reference

Alcock, C. B., Itkin, V. P., and Horrigan, M. K., *Canadian Metallurgical Quarterly*, 23, 309, 1984.

Element	Phase	A	B	C	D	Range/k	mp/k
Aluminum	Solid	9.459	-17342	-0.7927		298-mp	933
Aluminum	Liquid	5.911	-16211			mp-1800	
Americium	Solid	11.311	-15059	-1.3449		298-mp	1449
Barium	Solid	12.405	-9690	-2.2890		298-mp	1000
Barium	Liquid	4.007	-8163			mp-1200	
Beryllium	Solid	8.042	-17020	-0.4440		298-mp	1560
Beryllium	Liquid	5.786	-15731			mp-1800	
Cadmium	Solid	5.939	-5799			298-mp	594
Cadmium	Liquid	5.242	-5392			mp-650	
Calcium	Solid	10.127	-9517	-1.4030		298-mp	1115
Cerium	Solid	6.139	-21752			298-mp	1071
Cerium	Liquid	5.611	-21200			mp-2450	
Cesium	Solid	4.711	-3999			298-mp	302
Cesium	Liquid	4.165	-3830			mp-550	
Chromium	Solid	6.800	-20733	0.4391	-0.4094	298-2000	2180
Cobalt	Solid	10.976	-22576	-1.0280		298-mp	1768
Cobalt	Liquid	6.488	-20578			mp-2150	
Copper	Solid	9.123	-17748	-0.7317		298-mp	1358
Copper	Liquid	5.849	-16415			mp-1850	
Curium	Solid	8.369	-20364	-0.5770		298-mp	1618
Curium	Liquid	5.223	-18292			mp-2200	
Dysprosium	Solid	9.579	-15336	-1.1114		298-mp	1685
Erbium	Solid	9.916	-16642	-1.2154		298-mp	1802
Erbium	Liquid	4.668	-14380			mp-1900	
Europium	Solid	9.240	-9459	-1.1661		298-mp	1095
Gadolinium	Solid	8.344	-20861	-0.5775		298-mp	1586
Gadolinium	Liquid	5.557	-19389			mp-2250	
Gallium	Solid	6.657	-14208			298-mp	303
Gallium	Liquid	6.754	-13984	-0.3413		mp-1600	
Gold	Solid	9.152	-19343	-0.7479		298-mp	1337
Gold	Liquid	5.832	-18024			mp-2050	
Hafnium	Solid	9.445	-32482	-0.6735		298-mp	2506
Holmium	Solid	9.785	-15899	-1.1753		298-mp	1747
Indium	Solid	5.991	-12548			298-mp	430
Indium	Liquid	5.374	-12276			mp-1500	
Iridium	Solid	10.506	-35099	-0.7500		298-2500	2719
Iron	Solid	7.100	-21723	0.4536	-0.5846	298-mp	1811
Iron	Liquid	6.347	-19574			mp-2100	
Lanthanum	Solid	7.463	-22551	-0.3142		298-mp	1191
Lanthanum	Liquid	5.911	-21855			mp-2450	
Lead	Solid	5.643	-10143			298-mp	600
Lead	Liquid	4.911	-9701			mp-1200	
Lithium	Solid	5.667	-8310			298-mp	454
Lithium	Liquid	5.055	-8023			mp-1000	
Lutetium	Solid	8.793	-22423	-0.6200		298-mp	1936
Lutetium	Liquid	5.648	-20302			mp-2350	

Element	Phase	A	B	C	D	Range/k	mp/k
Magnesium	Solid	8.489	-7813	-0.8253		298-mp	923
Manganese	Solid	12.805	-15097	-1.7896		298-mp	1519
Mercury	Liquid	5.116	-3190			298-400	234
Molybdenum	Solid	11.529	-34626	-1.1331		298-2500	2895
Neodymium	Solid	8.996	-17264	-0.9519		298-mp	1294
Neodymium	Liquid	4.912	-15824			mp-2000	
Neptunium	Solid	19.643	-24886	-3.9991		298-mp	917
Neptunium	Liquid	10.076	-23378	-1.3250		mp-2500	
Nickel	Solid	10.557	-22606	-0.8717		298-mp	1728
Nickel	Liquid	6.666	-20765			mp-2150	
Niobium	Solid	8.882	-37818	-0.2575		298-2500	2750
Osmium	Solid	9.419	-41198	-0.3896		298-2500	3306
Palladium	Solid	9.502	-19813	-0.9258		298-mp	1828
Palladium	Liquid	5.426	-17899			mp-2100	
Platinum	Solid	4.882	-29387	1.1039	-0.4527	298-mp	2041
Platinum	Liquid	6.386	-26856			mp-2500	
Plutonium	Solid	26.160	-19162	-6.6675		298-600	913
Plutonium	Solid	18.858	-18460	-4.4720		500-mp	
Plutonium	Liquid	3.666	-16658			mp-2450	
Potassium	Solid	4.961	-4646			298-mp	337
Potassium	Liquid	4.402	-4453			mp-600	
Praseodymium	Solid	8.859	-18720	-0.9512		298-mp	1204
Praseodymium	Liquid	4.772	-17315			mp-2200	
Protactinium	Solid	10.552	-34869	-1.0075		298-mp	1845
Protactinium	Liquid	6.177	-32874			mp-2500	
Rhenium	Solid	11.543	-40726	-1.1629		298-2500	3459
Rhodium	Solid	10.168	-29010	-0.7068		298-mp	2236
Rhodium	Liquid	6.802	-26792			mp-2500	
Rubidium	Solid	4.857	-4215			298-mp	312
Rubidium	Liquid	4.312	-4040			mp-550	
Ruthenium	Solid	9.755	-34154	-0.4723		298-mp	2606
Samarium	Solid	9.988	-11034	-1.3287		298-mp	1347
Scandium	Solid	6.650	-19721	0.2885	-0.3663	298-mp	1814
Scandium	Liquid	5.795	-17681			mp-2000	
Silver	Solid	9.127	-14999	-0.7845		298-mp	1235
Silver	Liquid	5.752	-13827			mp-1600	
Sodium	Solid	5.298	-5603			298-mp	371
Sodium	Liquid	4.704	-5377			mp-700	
Strontium	Solid	9.226	-8572	-1.1926		298-mp	1050
Tantalum	Solid	16.807	-41346	-3.2152	0.7437	298-2500	3280
Terbium	Solid	9.510	-20457	-0.9247		298-mp	1629
Terbium	Liquid	5.411	-18639			mp-2200	
Thallium	Solid	5.971	-9447			298-mp	577
Thallium	Liquid	5.259	-9037			mp-1100	
Thorium	Solid	8.668	-31483	-0.5288		298-mp	2023
Thorium	Liquid	-18.453	-24569	6.6473		mp-2500	
Thulium	Solid	8.882	-12270	-0.9564		298-1400	1818
Tin	Solid	6.036	-15710			298-mp	505
Tin	Liquid	5.262	-15332			mp-1850	
Titanium	Solid	11.925	-24991	-1.3376		298-mp	1943
Titanium	Liquid	6.358	-22747			mp-2400	
Tungsten	Solid	2.945	-44094	1.3677		298-2350	3687
Tungsten	Solid	54.527	-57687	-12.2231		2200-2500	
Uranium	Solid	0.770	-27729	2.6982	-1.5471	298-mp	1408
Uranium	Liquid	20.735	-28776	-4.0962		mp-2500	
Vanadium	Solid	9.744	-27132	-0.5501		298-mp	2183
Vanadium	Liquid	6.929	-25011			mp-2500	
Ytterbium	Solid	9.111	-8111	-1.0849		298-900	1092
Yttrium	Solid	9.735	-22306	-0.8705		298-mp	1795
Yttrium	Liquid	5.795	-20341			mp-2300	
Zinc	Solid	6.102	-6776			298-mp	693
Zinc	Liquid	5.378	-6286			mp-750	
Zirconium	Solid	10.008	-31512	-0.7890		298-m.p	2127
Zirconium	Liquid	6.806	-30295			mp-2500	

DENSITY OF MOLTEN ELEMENTS AND REPRESENTATIVE SALTS

This table lists the liquid density at the melting point, ρ_m , for elements that are solid at room temperature, as well as for some representative salts of these elements. Densities at higher temperatures (up to the t_{\max} given in the last column) may be estimated from the equation

$$\rho(t) = \rho_m - k(t - t_m)$$

where t_m is the melting point and k is given in the fifth column of the table. If a value of t_{\max} is not given, the equation should not be used to extrapolate more than about 20°C beyond the melting point.

Data for the elements were selected from the primary literature; the assistance of Gernot Lang in compiling these data is gratefully acknowledged. The molten salt data were derived from Reference 1.

References

1. Janz, G. J., Thermodynamic and Transport Properties of Molten Salts: Correlation Equations for Critically Evaluated Density, Surface Tension, Electrical Conductance, and Viscosity Data, *J. Phys. Chem. Ref. Data*, 17, Suppl. 2, 1988.
2. Nasch, P. M., and Steinemann, S. G., *Phys. Chem. Liq.*, 29, 43, 1995.

Formula	Name	$t_m/^\circ\text{C}$	$\rho_m/\text{g cm}^{-3}$	$k/\text{g cm}^{-3} \text{ }^\circ\text{C}^{-1}$	t_{\max}
Ag	Silver	961.78	9.320	0.0009	1500
AgBr	Silver(I) bromide	430	5.577	0.001035	667
AgCl	Silver(I) chloride	455	4.83	0.00094	627
AgI	Silver(I) iodide	558	5.58	0.00101	802
AgNO ₃	Silver(I) nitrate	210	3.970	0.001098	360
Ag ₂ SO ₄	Silver(I) sulfate	660	4.84	0.001089	770
Al	Aluminum	660.32	2.375	0.000233	1340
AlBr ₃	Aluminum bromide	97.5	2.647	0.002435	267
AlCl ₃	Aluminum chloride	192.6	1.302	0.002711	296
AlI ₃	Aluminum iodide	188.32	3.223	0.0025	240
As	Arsenic	817	5.22	0.000544	
Au	Gold	1064.18	17.31	0.001343	1200
B	Boron	2075	2.08		
Ba	Barium	727	3.338	0.000299	1550
BaBr ₂	Barium bromide	857	3.991	0.000924	900
BaCl ₂	Barium chloride	961	3.174	0.000681	1081
BaF ₂	Barium fluoride	1368	4.14	0.000999	1727
BaI ₂	Barium iodide	711	4.26	0.000977	975
Be	Beryllium	1287	1.690	0.00011	
BeCl ₂	Beryllium chloride	415	1.54	0.0011	473
BeF ₂	Beryllium fluoride	552	1.96	0.000015	850
Bi	Bismuth	271.406	10.05	0.00135	800
BiBr ₃	Bismuth bromide	219	4.76	0.002637	927
BiCl ₃	Bismuth chloride	234	3.916	0.0023	350
Ca	Calcium	842	1.378	0.000230	1484
CaBr ₂	Calcium bromide	742	3.111	0.0005	791
CaCl ₂	Calcium chloride	775	2.085	0.000422	950
CaF ₂	Calcium fluoride	1418	2.52	0.000391	2027
CaI ₂	Calcium iodide	783	3.443	0.000751	1028
Cd	Cadmium	321.069	7.996	0.001218	500
CdBr ₂	Cadmium bromide	568	4.075	0.00108	720
CdCl ₂	Cadmium chloride	568	3.392	0.00082	807
CdI ₂	Cadmium iodide	388	4.396	0.001117	700
Ce	Cerium	799	6.55	0.000710	1460
CeCl ₃	Cerium(III) chloride	807	3.25	0.00092	950
CeF ₃	Cerium(III) fluoride	1430	4.659	0.000936	1927
Co	Cobalt	1495	7.75	0.00165	1580
Cr	Chromium	1907	6.3	0.0011	2100
Cs	Cesium	28.44	1.843	0.000556	510
CsBr	Cesium bromide	636	3.133	0.001223	860
CsCl	Cesium chloride	646	2.79	0.001065	906
CsF	Cesium fluoride	703	3.649	0.001282	912
CsI	Cesium iodide	632	3.197	0.001183	907
CsNO ₃	Cesium nitrate	409	2.820	0.001166	491
Cs ₂ SO ₄	Cesium sulfate	1005	3.1	0.00095	1530
Cu	Copper	1084.62	8.02	0.000609	1630
CuCl	Copper(I) chloride	423	3.692	0.00076	585

Formula	Name	$t_m/^\circ\text{C}$	$\rho_m/\text{g cm}^{-3}$	$k/\text{g cm}^{-3} \text{ } ^\circ\text{C}^{-1}$	t_{max}
Dy	Dysprosium	1411	8.37	0.00143	1540
DyCl ₃	Dysprosium(III) chloride	718	3.62	0.00068	987
Er	Erbium	1529	8.86	0.00157	1700
Eu	Europium	822	5.13	0.0028	980
Fe	Iron	1538	6.98	0.000572	1680
FeCl ₂	Iron(II) chloride	677	2.348	0.000555	877
Ga	Gallium	29.7666	6.08	0.00062	400
GaBr ₃	Gallium(III) bromide	123	3.116	0.00246	135
GaCl ₃	Gallium(III) chloride	77.9	2.053	0.002083	141
GaI ₃	Gallium(III) iodide	212	3.630	0.002377	252
Gd	Gadolinium	1314	7.4		
GdCl ₃	Gadolinium(III) chloride	602	3.56	0.000671	1007
GdI ₃	Gadolinium(III) iodide	930	4.12	0.000908	1032
Ge	Germanium	938.25	5.60	0.00055	1600
Hf	Hafnium	2233	12		
HgBr ₂	Mercury(II) bromide	241	5.126	0.003233	319
HgCl ₂	Mercury(II) chloride	277	4.368	0.002862	304
HgI ₂	Mercury(II) iodide	256	5.222	0.003235	354
Ho	Holmium	1472	8.34		
In	Indium	156.60	7.02	0.000836	500
InBr ₃	Indium(III) bromide	420	3.121	0.0015	528
InCl ₃	Indium(III) chloride	583	2.140	0.0021	666
InI ₃	Indium(III) iodide	207	3.820	0.0015	360
Ir	Iridium	2446	19		
K	Potassium	63.38	0.828	0.000232	500
KBr	Potassium bromide	734	2.127	0.000825	930
KCl	Potassium chloride	771	1.527	0.000583	939
KF	Potassium fluoride	858	1.910	0.000651	1037
KI	Potassium iodide	681	2.448	0.000956	904
KNO ₃	Potassium nitrate	334	1.865	0.000723	457
La	Lanthanum	920	5.94	0.00061	1600
LaBr ₃	Lanthanum bromide	788	4.933	0.000096	912
LaCl ₃	Lanthanum chloride	858	3.209	0.000777	973
LaF ₃	Lanthanum fluoride	1493	4.589	0.000682	2177
LaI ₃	Lanthanum iodide	778	4.29	0.001110	907
Li	Lithium	180.5	0.512	0.00052	285
LiBr	Lithium bromide	550	2.528	0.000652	739
LiCl	Lithium chloride	610	1.502	0.000432	781
LiF	Lithium fluoride	848.2	1.81	0.000490	1047
LiI	Lithium iodide	469	3.109	0.000917	667
LiNO ₃	Lithium nitrate	253	1.781	0.000546	441
Li ₂ SO ₄	Lithium sulfate	860	2.003	0.000407	1214
Lu	Lutetium	1663	9.3		
Mg	Magnesium	650	1.584	0.000234	900
MgBr ₂	Magnesium bromide	711	2.62	0.000478	935
MgCl ₂	Magnesium chloride	714	1.68	0.000271	826
MgI ₂	Magnesium iodide	634	3.05	0.000651	888
Mn	Manganese	1246	5.95	0.00105	1590
MnCl ₂	Manganese(II) chloride	650	2.353	0.000437	850
Mo	Molybdenum	2623	9.33		
Na	Sodium	97.794	0.927	0.00023	600
NaBr	Sodium bromide	747	2.342	0.000816	945
Na ₂ CO ₃	Sodium carbonate	856	1.972	0.000448	1004
NaCl	Sodium chloride	800.7	1.556	0.000543	1027
NaF	Sodium fluoride	996	1.948	0.000636	1097
NaI	Sodium iodide	661	2.742	0.000949	912
NaNO ₃	Sodium nitrate	306.5	1.90	0.000715	370
Na ₂ SO ₄	Sodium sulfate	884	2.069	0.000483	1077
Nd	Neodymium	1016	6.89	0.00076	1350
Ni	Nickel	1455	7.81	0.000726	1700
NiCl ₂	Nickel(II) chloride	1031	2.653	0.00066	1057
Os	Osmium	3033	20		
Pb	Lead	327.462	10.66	0.00122	700
PbBr ₂	Lead(II) bromide	371	5.73	0.00165	600
PbCl ₂	Lead(II) chloride	501	4.951	0.0015	710

Formula	Name	$t_m/^\circ\text{C}$	$\rho_m/\text{g cm}^{-3}$	$k/\text{g cm}^{-3} \text{ }^\circ\text{C}^{-1}$	t_{max}
PbI ₂	Lead(II) iodide	410	5.691	0.001594	697
Pd	Palladium	1554.8	10.38	0.001169	1700
Pr	Praseodymium	931	6.50	0.00093	1460
PrCl ₃	Praseodymium chloride	786	3.23	0.00074	977
Pt	Platinum	1768.2	19.77	0.0024	2200
Pu	Plutonium	640	16.63	0.001419	950
Rb	Rubidium	39.31	1.46	0.000451	800
RbBr	Rubidium bromide	692	2.715	0.001072	907
Rb ₂ CO ₃	Rubidium carbonate	837	2.84	0.000640	1007
RbCl	Rubidium chloride	724	2.248	0.000883	923
RbF	Rubidium fluoride	795	2.87	0.00102	1067
RbI	Rubidium iodide	656	2.904	0.001143	902
RbNO ₃	Rubidium nitrate	310	2.519	0.001068	417
Rb ₂ SO ₄	Rubidium sulfate	1066	2.56	0.000665	1545
Re	Rhenium	3185	18.9		
Rh	Rhodium	1964	10.7	0.000895	2200
Ru	Ruthenium	2334	10.65		
S	Sulfur	115.21	1.819	0.00080	160
Sb	Antimony	630.628	6.53	0.00067	745
SbCl ₃	Antimony(III) chloride	73.4	2.681	0.002293	77
SbCl ₅	Antimony(V) chloride	4	2.37	0.001869	77
SbI ₃	Antimony(III) iodide	171	4.171	0.002483	322
Sc	Scandium	1541	2.80		
Se	Selenium	220.8	3.99		
Si	Silicon	1414	2.57	0.00036	1500
Sm	Samarium	1072	7.16		
Sn	Tin	231.93	6.99	0.000601	1200
SnCl ₂	Tin(II) chloride	247	3.36	0.001253	480
SnCl ₄	Tin(IV) chloride	-33	2.37	0.002687	138
Sr	Strontium	777	6.980		
SrBr ₂	Strontium bromide	657	3.70	0.000745	1004
SrCl ₂	Strontium chloride	874	2.727	0.000578	1037
SrF ₂	Strontium fluoride	1477	3.470	0.000751	1927
SrI ₂	Strontium iodide	538	4.085	0.000885	1026
Ta	Tantalum	3017	15		
TaCl ₅	Tantalum(V) chloride	216.6	2.700	0.004316	457
Tb	Terbium	1359	7.65		
Te	Tellurium	449.51	5.70	0.00035	600
ThCl ₄	Thorium chloride	770	3.363	0.0014	847
ThF ₄	Thorium fluoride	1110	6.058	0.000759	1378
Ti	Titanium	1668	4.11		
TiCl ₄	Titanium(IV) chloride	-25	1.807	0.001735	137
Tl	Thallium	304	11.22	0.00144	600
TlBr	Thallium(I) bromide	460	5.98	0.001755	647
TlCl	Thallium(I) chloride	431	5.628	0.0018	642
TlI	Thallium(I) iodide	441.8	6.15	0.001761	737
TlNO ₃	Thallium(I) nitrate	206	4.91	0.001873	279
Tl ₂ SO ₄	Thallium(I) sulfate	632	5.62	0.00130	927
Tm	Thulium	1545	8.56	0.00050	1675
U	Uranium	1135	17.3		
UCl ₃	Uranium(III) chloride	837	4.84	0.007943	1057
UCl ₄	Uranium(IV) chloride	590	3.572	0.001945	667
UF ₄	Uranium(IV) fluoride	1036	6.485	0.000992	1341
V	Vanadium	1910	5.5		
W	Tungsten	3422	17.6		
Y	Yttrium	1526	4.24		
YCl ₃	Yttrium chloride	721	2.510	0.0005	845
Yb	Ytterbium	824	6.21		
Zn	Zinc	419.53	6.57	0.0011	700
ZnBr ₂	Zinc bromide	402	3.47	0.000959	602
ZnCl ₂	Zinc chloride	290	2.54	0.00053	557
ZnI ₂	Zinc iodide	450	3.878	0.00136	588
ZnSO ₄	Zinc sulfate	680	3.14	0.00047	987
Zr	Zirconium	1854.7	5.8		
ZrCl ₄	Zirconium chloride	437	1.643	0.007464	492

MAGNETIC SUSCEPTIBILITY OF THE ELEMENTS AND INORGANIC COMPOUNDS

When a material is placed in a magnetic field H , a magnetization (magnetic moment per unit volume) M is induced in the material which is related to H by $M = \kappa H$, where κ is called the volume susceptibility. Since H and M have the same dimensions, κ is dimensionless. A more useful parameter is the molar susceptibility χ_m , defined by

$$\chi_m = \kappa V_m = \kappa M / \rho$$

where V_m is the molar volume of the substance, M the molar mass, and ρ the mass density. When the cgs system is used, the customary units for χ_m are $\text{cm}^3 \text{mol}^{-1}$; the corresponding SI units are $\text{m}^3 \text{mol}^{-1}$.

Substances that have no unpaired electron orbital or spin angular momentum generally have negative values of χ_m and are called diamagnetic. Their molar susceptibility varies only slightly with temperature. Substances with unpaired electrons, which are termed paramagnetic, have positive χ_m and show a much stronger temperature dependence, varying roughly as $1/T$. The net susceptibility of a paramagnetic substance is the sum of the paramagnetic and diamagnetic contributions, but the former almost always dominates.

This table gives values of χ_m for the elements and selected inorganic compounds. All values refer to nominal room temperature (285 to 300 K) unless otherwise indicated. When the physical state (s = solid, l = liquid, g = gas, aq = aqueous solution) is not given, the

most common crystalline form is understood. An entry of Ferro indicates a ferromagnetic substance.

Substances are arranged in alphabetical order by the most common name, except that compounds such as hydrides, oxides, and acids are grouped with the parent element (the same ordering used in the table "Physical Constants of Inorganic Compounds").

In keeping with customary practice, the molar susceptibility is given here in units appropriate to the cgs system. These values should be multiplied by 4π to obtain values for use in SI equations (where the magnetic field strength H has units of A m^{-1}).

References

1. *Landolt-Börnstein, Numerical Data and Functional Relationships in Science and Technology, New Series, II/16, Diamagnetic Susceptibility*, Springer-Verlag, Heidelberg, 1986.
2. *Landolt-Börnstein, Numerical Data and Functional Relationships in Science and Technology, New Series, III/19, Subvolumes a to i2, Magnetic Properties of Metals*, Springer-Verlag, Heidelberg, 1986-1992.
3. *Landolt-Börnstein, Numerical Data and Functional Relationships in Science and Technology, New Series, II/2, II/8, II/10, II/11, and II/12a, Coordination and Organometallic Transition Metal Compounds*, Springer-Verlag, Heidelberg, 1966-1984.
4. *Tables de Constantes et Données Numérique, Volume 7, Relaxation Paramagnétique*, Masson, Paris, 1957.

Name	Formula	$\chi_m / 10^{-6} \text{ cm}^3 \text{ mol}^{-1}$	Name	Formula	$\chi_m / 10^{-6} \text{ cm}^3 \text{ mol}^{-1}$
Aluminum	Al	+16.5	Arsenic(III) bromide	AsBr ₃	-106
Aluminum trifluoride	AlF ₃	-13.9	Arsenic(III) chloride	AsCl ₃	-72.5
Aluminum oxide	Al ₂ O ₃	-37	Arsenic(III) iodide	AsI ₃	-142.2
Aluminum sulfate	Al ₂ (SO ₄) ₃	-93	Arsenic(III) oxide	As ₂ O ₃	-30.34
Ammonia (g)	NH ₃	-16.3	Arsenic(III) sulfide	As ₂ S ₃	-70
Ammonia (aq)	NH ₃	-18.3	Barium	Ba	+20.6
Ammonium acetate	NH ₄ C ₂ H ₃ O ₂	-41.1	Barium bromide	BaBr ₂	-92
Ammonium bromide	NH ₄ Br	-47	Barium bromide dihydrate	BaBr ₂ ·2H ₂ O	-119.3
Ammonium carbonate	(NH ₄) ₂ CO ₃	-42.5	Barium carbonate	BaCO ₃	-58.9
Ammonium chlorate	NH ₄ ClO ₃	-42.1	Barium chloride	BaCl ₂	-72.6
Ammonium chloride	NH ₄ Cl	-36.7	Barium chloride dihydrate	BaCl ₂ ·2H ₂ O	-100
Ammonium fluoride	NH ₄ F	-23	Barium fluoride	BaF ₂	-51
Ammonium iodate	NH ₄ IO ₃	-62.3	Barium hydroxide	Ba(OH) ₂	-53.2
Ammonium iodide	NH ₄ I	-66	Barium iodate	Ba(IO ₃) ₂	-122.5
Ammonium nitrate	NH ₄ NO ₃	-33	Barium iodide	BaI ₂	-124.4
Ammonium sulfate	(NH ₄) ₂ SO ₄	-67	Barium iodide dihydrate	BaI ₂ ·2H ₂ O	-163
Ammonium thiocyanate	NH ₄ SCN	-48.1	Barium nitrate	Ba(NO ₃) ₂	-66.5
Antimony	Sb	-99	Barium oxide	BaO	-29.1
Stibine (g)	SbH ₃	-34.6	Barium peroxide	BaO ₂	-40.6
Antimony(III) bromide	SbBr ₃	-111.4	Barium sulfate	BaSO ₄	-65.8
Antimony(III) chloride	SbCl ₃	-86.7	Beryllium	Be	-9.0
Antimony(III) fluoride	SbF ₃	-46	Beryllium chloride	BeCl ₂	-26.5
Antimony(III) iodide	SbI ₃	-147.2	Beryllium hydroxide	Be(OH) ₂	-23.1
Antimony(III) oxide	Sb ₂ O ₃	-69.4	Beryllium oxide	BeO	-11.9
Antimony(III) sulfide	Sb ₂ S ₃	-86	Beryllium sulfate	BeSO ₄	-37
Antimony(V) chloride	SbCl ₅	-120.5	Bismuth	Bi	-280.1
Argon (g)	Ar	-19.32	Bismuth tribromide	BiBr ₃	-147
Arsenic (gray)	As	-5.6	Bismuth trichloride	BiCl ₃	-26.5
Arsenic (yellow)	As	-23.2	Bismuth fluoride	BiF ₃	-61.2
Arsine (g)	AsH ₃	-35.2	Bismuth hydroxide	Bi(OH) ₃	-65.8

Name	Formula	$\chi_m/10^{-6} \text{ cm}^3 \text{ mol}^{-1}$	Name	Formula	$\chi_m/10^{-6} \text{ cm}^3 \text{ mol}^{-1}$
Bismuth triiodide	BiI_3	-200.5	Cesium iodide	CsI	-82.6
Bismuth nitrate pentahydrate	$\text{Bi}(\text{NO}_3)_3 \cdot 5\text{H}_2\text{O}$	-159	Cesium superoxide	CsO_2	+1534
Bismuth oxide	Bi_2O_3	-83	Cesium sulfate	Cs_2SO_4	-116
Bismuth phosphate	BiPO_4	-77	Chlorine (l)	Cl_2	-40.4
Bismuth sulfate	$\text{Bi}_2(\text{SO}_4)_3$	-199	Chlorine trifluoride (g)	ClF_3	-26.5
Bismuth sulfide	Bi_2S_3	-123	Chromium	Cr	+167
Boron	B	-6.7	Chromium(II) chloride	CrCl_2	+7230
Diborane (g)	B_2H_6	-21.0	Chromium(III) chloride	CrCl_3	+6350
Boric acid (orthoboric acid)	H_3BO_3	-34.1	Chromium(III) fluoride	CrF_3	+4370
Boron trichloride	BCl_3	-59.9	Chromium(III) oxide	Cr_2O_3	+1960
Boron oxide	B_2O_3	-38.7	Chromium(III) sulfate	$\text{Cr}_2(\text{SO}_4)_3$	+11800
Bromine (l)	Br_2	-56.4	Chromium(VI) oxide	CrO_3	+40
Bromine (g)	Br_2	-73.5	Cobalt	Co	Ferro.
Bromine trifluoride	BrF_3	-33.9	Cobalt(II) bromide	CoBr_2	+13000
Bromine pentafluoride	BrF_5	-45.1	Cobalt(II) chloride	CoCl_2	+12660
Cadmium	Cd	-19.7	Cobalt(II) chloride hexahydrate	$\text{CoCl}_2 \cdot 6\text{H}_2\text{O}$	+9710
Cadmium bromide	CdBr_2	-87.3	Cobalt(II) cyanide	$\text{Co}(\text{CN})_2$	+3825
Cadmium bromide tetrahydrate	$\text{CdBr}_2 \cdot 4\text{H}_2\text{O}$	-131.5	Cobalt(II) fluoride	CoF_2	+9490
Cadmium carbonate	CdCO_3	-46.7	Cobalt(II) iodide	CoI_2	+10760
Cadmium chloride	CdCl_2	-68.7	Cobalt(II) sulfate	CoSO_4	+10000
Cadmium chromate	CdCrO_4	-16.8	Cobalt(II) sulfide	CoS	+225
Cadmium cyanide	$\text{Cd}(\text{CN})_2$	-54	Cobalt(II,III) oxide	Co_3O_4	+7380
Cadmium fluoride	CdF_2	-40.6	Cobalt(III) fluoride	CoF_3	+1900
Cadmium hydroxide	$\text{Cd}(\text{OH})_2$	-41	Cobalt(III) oxide	Co_2O_3	+4560
Cadmium iodate	$\text{Cd}(\text{IO}_3)_2$	-108.4	Copper	Cu	-5.46
Cadmium iodide	CdI_2	-117.2	Copper(I) bromide	CuBr	-49
Cadmium nitrate	$\text{Cd}(\text{NO}_3)_2$	-55.1	Copper(I) chloride	CuCl	-40
Cadmium nitrate tetrahydrate	$\text{Cd}(\text{NO}_3)_2 \cdot 4\text{H}_2\text{O}$	-140	Copper(I) cyanide	CuCN	-24
Cadmium oxide	CdO	-30	Copper(I) iodide	CuI	-63
Cadmium sulfate	CdSO_4	-59.2	Copper(I) oxide	Cu_2O	-20
Cadmium sulfide	CdS	-50	Copper(II) bromide	CuBr_2	+685
Calcium	Ca	+40	Copper(II) chloride	CuCl_2	+1080
Calcium bromide	CaBr_2	-73.8	Copper(II) chloride dihydrate	$\text{CuCl}_2 \cdot 2\text{H}_2\text{O}$	+1420
Calcium carbonate	CaCO_3	-38.2	Copper(II) fluoride	CuF_2	+1050
Calcium chloride	CaCl_2	-54.7	Copper(II) fluoride dihydrate	$\text{CuF}_2 \cdot 2\text{H}_2\text{O}$	+1600
Calcium fluoride	CaF_2	-28	Copper(II) hydroxide	$\text{Cu}(\text{OH})_2$	+1170
Calcium hydroxide	$\text{Ca}(\text{OH})_2$	-22	Copper(II) nitrate trihydrate	$\text{Cu}(\text{NO}_3)_2 \cdot 3\text{H}_2\text{O}$	+1570
Calcium iodate	$\text{Ca}(\text{IO}_3)_2$	-101.4	Copper(II) nitrate hexahydrate	$\text{Cu}(\text{NO}_3)_2 \cdot 6\text{H}_2\text{O}$	+1625
Calcium iodide	CaI_2	-109	Copper(II) oxide	CuO	+238
Calcium oxide	CaO	-15.0	Copper(II) sulfate	CuSO_4	+1330
Calcium sulfate	CaSO_4	-49.7	Copper(II) sulfate pentahydrate	$\text{CuSO}_4 \cdot 5\text{H}_2\text{O}$	+1460
Calcium sulfate dihydrate	$\text{CaSO}_4 \cdot 2\text{H}_2\text{O}$	-74	Copper(II) sulfide	CuS	-2.0
Carbon (diamond)	C	-5.9	Dysprosium (α)	Dy	+98000
Carbon (graphite)	C	-6.0	Dysprosium(III) oxide	Dy_2O_3	+89600
Carbon monoxide (g)	CO	-11.8	Dysprosium(III) sulfide	Dy_2S_3	+95200
Carbon dioxide (g)	CO_2	-21.0	Erbium	Er	+48000
Cerium (β)	Ce	+2500	Erbium oxide	Er_2O_3	+73920
Cerium(II) sulfide	CeS	+2110	Erbium sulfate octahydrate	$\text{Er}_2(\text{SO}_4)_3 \cdot 8\text{H}_2\text{O}$	+74600
Cerium(III) chloride	CeCl_3	+2490	Erbium sulfide	Er_2S_3	+77200
Cerium(III) fluoride	CeF_3	+2190	Europium	Eu	+30900
Cerium(III) sulfide	Ce_2S_3	+5080	Europium(II) bromide	EuBr_2	+26800
Cerium(IV) oxide	CeO_2	+26	Europium(II) chloride	EuCl_2	+26500
Cerium(IV) sulfate tetrahydrate	$\text{Ce}(\text{SO}_4)_2 \cdot 4\text{H}_2\text{O}$	-97	Europium(II) fluoride	EuF_2	+23750
Cesium	Cs	+29	Europium(II) iodide	EuI_2	+26000
Cesium bromate	CsBrO_3	-75.1	Europium(II) sulfide	EuS	+23800
Cesium bromide	CsBr	-67.2	Europium(III) oxide	Eu_2O_3	+10100
Cesium carbonate	Cs_2CO_3	-103.6	Europium(III) sulfate	$\text{Eu}_2(\text{SO}_4)_3$	+10400
Cesium chlorate	CsClO_3	-65	Fluorine	F_2	-9.63
Cesium chloride	CsCl	-56.7	Gadolinium (350 K)	Gd	+185000
Cesium fluoride	CsF	-44.5	Gadolinium(III) chloride	GdCl_3	+27930

Name	Formula	$\chi_m/10^{-6} \text{ cm}^3 \text{ mol}^{-1}$	Name	Formula	$\chi_m/10^{-6} \text{ cm}^3 \text{ mol}^{-1}$
Gadolinium(III) oxide	Gd ₂ O ₃	+53200	Iron(II) chloride tetrahydrate	FeCl ₂ ·4H ₂ O	+12900
Gadolinium(III) sulfate octahydrate	Gd ₂ (SO ₄) ₃ ·8H ₂ O	+53280	Iron(II) fluoride	FeF ₂	+9500
Gadolinium(III) sulfide	Gd ₂ S ₃	+55500	Iron(II) iodide	FeI ₂	+13600
Gallium	Ga	-21.6	Iron(II) oxide	FeO	+7200
Gallium suboxide	Ga ₂ O	-34	Iron(II) sulfate	FeSO ₄	+12400
Gallium(II) sulfide	GaS	-23	Iron(II) sulfate monohydrate	FeSO ₄ ·H ₂ O	+10500
Gallium(III) chloride	GaCl ₃	-63	Iron(II) sulfate heptahydrate	FeSO ₄ ·7H ₂ O	+11200
Gallium(III) sulfide	Ga ₂ S ₃	-80	Iron(II) sulfide	FeS	+1074
Germanium	Ge	-11.6	Iron(III) chloride	FeCl ₃	+13450
Germane (g)	GeH ₄	-29.7	Iron(III) chloride hexahydrate	FeCl ₃ ·6H ₂ O	+15250
Germanium(II) oxide	GeO	-28.8	Iron(III) fluoride	FeF ₃	+13760
Germanium(II) sulfide	GeS	-40.9	Iron(III) fluoride trihydrate	FeF ₃ ·3H ₂ O	+7870
Germanium(IV) chloride	GeCl ₄	-72	Iron(III) nitrate nonahydrate	Fe(NO ₃) ₃ ·9H ₂ O	+15200
Germanium(IV) fluoride	GeF ₄	-50	Krypton (g)	Kr	-29.0
Germanium(IV) iodide	GeI ₄	-171	Lanthanum (α)	La	+95.9
Germanium(IV) oxide	GeO ₂	-34.3	Lanthanum oxide	La ₂ O ₃	-78
Germanium(IV) sulfide	GeS ₂	-53.9	Lanthanum sulfate nonahydrate	La ₂ (SO ₄) ₃ ·9H ₂ O	-262
Gold	Au	-28	Lanthanum sulfide	La ₂ S ₃	-37
Gold(I) bromide	AuBr	-61	Lead	Pb	-23
Gold(I) chloride	AuCl	-67	Lead(II) acetate	Pb(C ₂ H ₃ O ₂) ₂	-89.1
Gold(I) iodide	AuI	-91	Lead(II) bromide	PbBr ₂	-90.6
Gold(III) chloride	AuCl ₃	-112	Lead(II) carbonate	PbCO ₃	-61.2
Hafnium	Hf	+71	Lead(II) chloride	PbCl ₂	-73.8
Hafnium oxide	HfO ₂	-23	Lead(II) chromate	PbCrO ₄	-18
Helium (g)	He	-2.02	Lead(II) fluoride	PbF ₂	-58.1
Holmium	Ho	+72900	Lead(II) iodate	Pb(IO ₃) ₂	-131
Holmium oxide	Ho ₂ O ₃	+88100	Lead(II) iodide	PbI ₂	-126.5
Hydrazine (l)	N ₂ H ₄	-201	Lead(II) nitrate	Pb(NO ₃) ₂	-74
Hydrogen (l, 20.3 K)	H ₂	-5.44	Lead(II) oxide	PbO	-42
Hydrogen (g)	H ₂	-3.99	Lead(II) phosphate	Pb ₃ (PO ₄) ₂	-182
Hydrogen chloride (l)	HCl	-22.6	Lead(II) sulfate	PbSO ₄	-69.7
Hydrogen chloride (aq)	HCl	-22	Lead(II) sulfide	PbS	-83.6
Hydrogen fluoride (l)	HF	-8.6	Lithium	Li	+14.2
Hydrogen fluoride (aq)	HF	-9.3	Lithium bromide	LiBr	-34.3
Hydrogen iodide (s, 195 K)	HI	-47.3	Lithium carbonate	Li ₂ CO ₃	-27
Hydrogen iodide (l, 233 K)	HI	-48.3	Lithium chloride	LiCl	-24.3
Hydrogen iodide (aq)	HI	-50.2	Lithium fluoride	LiF	-10.1
Hydrogen peroxide (l)	H ₂ O ₂	-17.3	Lithium hydride	LiH	-4.6
Hydrogen sulfide (g)	H ₂ S	-25.5	Lithium hydroxide (aq)	LiOH	-12.3
Indium	In	-10.2	Lithium iodide	LiI	-50
Indium(I) chloride	InCl	-30	Lithium sulfate	Li ₂ SO ₄	-41.6
Indium(II) chloride	InCl ₂	-56	Lutetium	Lu	+182.9
Indium(II) sulfide	InS	-28	Magnesium	Mg	+13.1
Indium(III) bromide	InBr ₃	-107	Magnesium bromide	MgBr ₂	-72
Indium(III) chloride	InCl ₃	-86	Magnesium carbonate	MgCO ₃	-32.4
Indium(III) oxide	In ₂ O ₃	-56	Magnesium chloride	MgCl ₂	-47.4
Indium(III) sulfide	In ₂ S ₃	-98	Magnesium fluoride	MgF ₂	-22.7
Iodine	I ₂	-90	Magnesium hydroxide	Mg(OH) ₂	-22.1
Iodic acid	HIO ₃	-48	Magnesium iodide	MgI ₂	-111
Iodine pentoxide	I ₂ O ₅	-79.4	Magnesium oxide	MgO	-10.2
Iodine chloride	ICl	-54.6	Magnesium sulfate	MgSO ₄	-42
Iodine trichloride	ICl ₃	-90.2	Magnesium sulfate monohydrate	MgSO ₄ ·H ₂ O	-61
Iodine pentafluoride	IF ₅	-58.1	Magnesium sulfate heptahydrate	MgSO ₄ ·7H ₂ O	-135.7
Iridium	Ir	+25	Manganese	Mn	+511
Iridium(III) chloride	IrCl ₃	-14.4	Manganese(II) bromide	MnBr ₂	+13900
Iridium(IV) oxide	IrO ₂	+224	Manganese(II) carbonate	MnCO ₃	+11400
Iron	Fe	Ferro.	Manganese(II) chloride	MnCl ₂	+14350
Iron(II) bromide	FeBr ₂	+13600	Manganese(II) chloride tetrahydrate	MnCl ₂ ·4H ₂ O	+14600
Iron(II) carbonate	FeCO ₃	+11300	Manganese(II) fluoride	MnF ₂	+10700
Iron(II) chloride	FeCl ₂	+14750	Manganese(II) hydroxide	Mn(OH) ₂	+13500

Name	Formula	$\chi_m/10^{-6} \text{ cm}^3 \text{ mol}^{-1}$	Name	Formula	$\chi_m/10^{-6} \text{ cm}^3 \text{ mol}^{-1}$
Manganese(II) iodide	MnI ₂	+14400	Niobium(V) oxide	Nb ₂ O ₅	-10
Manganese(II) oxide	MnO	+4850	Nitrogen (g)	N ₂	-12.0
Manganese(II) sulfate	MnSO ₄	+13660	Nitric acid (l)	HNO ₃	-19.9
Manganese(II) sulfate monohydrate	MnSO ₄ ·H ₂ O	+14200	Nitrous oxide (g)	N ₂ O	-18.9
Manganese(II) sulfate tetrahydrate	MnSO ₄ ·4H ₂ O	+14600	Nitric oxide (s, 90 K)	NO	+19.8
Manganese(II) sulfide (α form)	MnS	+5630	Nitric oxide (l, 118 K)	NO	+114.2
Manganese(II) sulfide (β form)	MnS	+3850	Nitric oxide (g)	NO	+1461
Manganese(II,III) oxide	Mn ₃ O ₄	+12400	Nitrogen dioxide (g, 408 K)	NO ₂	+150
Manganese(III) fluoride	MnF ₃	+10500	Nitrogen trioxide (g)	N ₂ O ₃	-16
Manganese(III) oxide	Mn ₂ O ₃	+14100	Nitrogen tetroxide (g)	N ₂ O ₄	-23.0
Manganese(IV) oxide	MnO ₂	+2280	Osmium	Os	+11
Mercury (s, 234 K)	Hg	-24.1	Oxygen (s, 54 K)	O ₂	+10200
Mercury (l)	Hg	-33.5	Oxygen (l, 90 K)	O ₂	+7699
Mercury(I) bromide	Hg ₂ Br ₂	-105	Oxygen (g)	O ₂	+3449
Mercury(I) chloride	Hg ₂ Cl ₂	-120	Ozone (l)	O ₃	+6.7
Mercury(I) fluoride	Hg ₂ F ₂	-106	Palladium	Pd	+540
Mercury(I) iodide	Hg ₂ I ₂	-166	Palladium(II) chloride	PdCl ₂	-38
Mercury(I) nitrate	Hg ₂ (NO ₃) ₂	-121	Phosphorus (white)	P	-26.66
Mercury(I) oxide	Hg ₂ O	-76.3	Phosphorus (red)	P	-20.77
Mercury(I) sulfate	Hg ₂ SO ₄	-123	Phosphine (g)	PH ₃	-26.2
Mercury(II) bromide	HgBr ₂	-94.2	Phosphoric acid (aq)	H ₃ PO ₄	-43.8
Mercury(II) chloride	HgCl ₂	-82	Phosphorous acid (aq)	H ₃ PO ₃	-42.5
Mercury(II) cyanide	Hg(CN) ₂	-67	Phosphorus(III) chloride (l)	PCl ₃	-63.4
Mercury(II) fluoride	HgF ₂	-57.3	Platinum	Pt	+193
Mercury(II) iodide	HgI ₂	-165	Platinum(II) chloride	PtCl ₂	-54
Mercury(II) nitrate	Hg(NO ₃) ₂	-74	Platinum(III) chloride	PtCl ₃	-66.7
Mercury(II) oxide	HgO	-46	Platinum(IV) chloride	PtCl ₄	-93
Mercury(II) sulfate	HgSO ₄	-78.1	Platinum(IV) fluoride	PtF ₄	+445
Mercury(II) sulfide	HgS	-55.4	Plutonium	Pu	+525
Mercury(II) thiocyanate	Hg(SCN) ₂	-96.5	Plutonium(IV) fluoride	PuF ₄	+1760
Molybdenum	Mo	+72	Plutonium(IV) oxide	PuO ₂	+730
Molybdenum(III) bromide	MoBr ₃	+525	Plutonium(VI) fluoride	PuF ₆	+173
Molybdenum(III) chloride	MoCl ₃	+43	Potassium	K	+20.8
Molybdenum(III) oxide	Mo ₂ O ₃	-42.0	Potassium bromate	KBrO ₃	-52.6
Molybdenum(IV) bromide	MoBr ₄	+520	Potassium bromide	KBr	-49.1
Molybdenum(IV) chloride	MoCl ₄	+1750	Potassium carbonate	K ₂ CO ₃	-59
Molybdenum(IV) oxide	MoO ₂	+41	Potassium chlorate	KClO ₃	-42.8
Molybdenum(V) chloride	MoCl ₅	+990	Potassium chloride	KCl	-38.8
Molybdenum(VI) fluoride	MoF ₆	-26.0	Potassium chromate	K ₂ CrO ₄	-3.9
Molybdenum(VI) oxide	MoO ₃	+3	Potassium cyanide	KCN	-37
Neodymium (α)	Nd	+5930	Potassium ferricyanide	K ₃ Fe(CN) ₆	+2290
Neodymium fluoride	NdF ₃	+4980	Potassium ferrocyanide trihydrate		-172.3
Neodymium oxide	Nd ₂ O ₃	+10200	Potassium fluoride	KF	-23.6
Neodymium sulfate	Nd ₂ (SO ₄) ₃	+9990	Potassium hydrogen sulfate	KHSO ₄	-49.8
Neodymium sulfide	Nd ₂ S ₃	+5550	Potassium hydroxide (aq)	KOH	-22
Neon (g)	Ne	-6.96	Potassium iodate	KIO ₃	-63.1
Neptunium	Np	+575	Potassium iodide	KI	-63.8
Nickel	Ni	Ferro.	Potassium nitrate	KNO ₃	-33.7
Nickel(II) bromide	NiBr ₂	+5600	Potassium nitrite	KNO ₂	-23.3
Nickel(II) chloride	NiCl ₂	+6145	Potassium permanganate	KMnO ₄	+20
Nickel(II) chloride hexahydrate	NiCl ₂ ·6H ₂ O	+4240	Potassium sulfate	K ₂ SO ₄	-67
Nickel(II) fluoride	NiF ₂	+2410	Potassium sulfide	K ₂ S	-60
Nickel(II) hydroxide	Ni(OH) ₂	+4500	Potassium superoxide	KO ₂	+3230
Nickel(II) iodide	NiI ₂	+3875	Potassium thiocyanate	KSCN	-48
Nickel(II) nitrate hexahydrate	Ni(NO ₃) ₂ ·6H ₂ O	+4300	Praseodymium (α)	Pr	+5530
Nickel(II) oxide	NiO	+660	Praseodymium chloride	PrCl ₃	+44.5
Nickel(II) sulfate	NiSO ₄	+4005	Praseodymium oxide	Pr ₂ O ₃	+8994
Nickel(II) sulfide	NiS	+190	Praseodymium sulfide	Pr ₂ S ₃	+10770
Nickel(III) sulfide	Ni ₃ S ₂	+1030	Protactinium	Pa	+277
Niobium	Nb	+208	Rhenium	Re	+67

Name	Formula	$\chi_m/10^{-6} \text{ cm}^3 \text{ mol}^{-1}$	Name	Formula	$\chi_m/10^{-6} \text{ cm}^3 \text{ mol}^{-1}$
Rhenium(IV) oxide	ReO ₂	+44	Sodium carbonate	Na ₂ CO ₃	-41
Rhenium(IV) sulfide	ReS ₂	+38	Sodium chlorate	NaClO ₃	-34.7
Rhenium(V) chloride	ReCl ₅	+1225	Sodium chloride	NaCl	-30.2
Rhenium(VI) oxide	ReO ₃	+16	Sodium dichromate	Na ₂ Cr ₂ O ₇	+55
Rhenium(VII) oxide	Re ₂ O ₇	-16	Sodium fluoride	NaF	-15.6
Rhodium	Rh	+102	Sodium hydrogen phosphate	Na ₂ HPO ₄	-56.6
Rhodium(III) chloride	RhCl ₃	-7.5	Sodium hydroxide (aq)	NaOH	-15.8
Rhodium(III) oxide	Rh ₂ O ₃	+104	Sodium iodate	NaIO ₃	-53
Rubidium	Rb	+17	Sodium iodide	NaI	-57
Rubidium bromide	RbBr	-56.4	Sodium nitrate	NaNO ₃	-25.6
Rubidium carbonate	Rb ₂ CO ₃	-75.4	Sodium nitrite	NaNO ₂	-14.5
Rubidium chloride	RbCl	-46	Sodium oxide	Na ₂ O	-19.8
Rubidium fluoride	RbF	-31.9	Sodium peroxide	Na ₂ O ₂	-28.10
Rubidium iodide	RbI	-72.2	Sodium sulfate	Na ₂ SO ₄	-52
Rubidium nitrate	RbNO ₃	-41	Sodium sulfate decahydrate	Na ₂ SO ₄ ·10H ₂ O	-184
Rubidium sulfate	Rb ₂ SO ₄	-88.4	Sodium sulfide	Na ₂ S	-39
Rubidium superoxide	RbO ₂	+1527	Sodium tetraborate	Na ₂ B ₄ O ₇	-85
Ruthenium	Ru	+39	Strontium	Sr	+92
Ruthenium(III) chloride	RuCl ₃	+1998	Strontium bromide	SrBr ₂	-86.6
Ruthenium(IV) oxide	RuO ₂	+162	Strontium bromide hexahydrate	SrBr ₂ ·6H ₂ O	-160
Samarium (α)	Sm	+1278	Strontium carbonate	SrCO ₃	-47
Samarium(II) bromide	SmBr ₂	+5337	Strontium chlorate	Sr(ClO ₃) ₂	-73
Samarium(III) bromide	SmBr ₃	+972	Strontium chloride	SrCl ₂	-61.5
Samarium(III) oxide	Sm ₂ O ₃	+1988	Strontium chloride hexahydrate	SrCl ₂ ·6H ₂ O	-145
Samarium(III) sulfate octahydrate	Sm ₂ (SO ₄) ₃ ·8H ₂ O	+1710	Strontium chromate	SrCrO ₄	-5.1
Samarium(III) sulfide	Sm ₂ S ₃	+3300	Strontium fluoride	SrF ₂	-37.2
Scandium (α)	Sc	+295.2	Strontium hydroxide	Sr(OH) ₂	-40
Selenium	Se	-25	Strontium iodate	Sr(IO ₃) ₂	-108
Selenium dioxide	SeO ₂	-27.2	Strontium iodide	SrI ₂	-112
Selenium bromide	Se ₂ Br ₂	-113	Strontium nitrate	Sr(NO ₃) ₂	-57.2
Selenium chloride (I)	Se ₂ Cl ₂	-94.8	Strontium oxide	SrO	-35
Selenium hexafluoride (g)	SeF ₆	-51	Strontium peroxide	SrO ₂	-32.3
Silicon	Si	-3.12	Strontium sulfate	SrSO ₄	-57.9
Silane (g)	SiH ₄	-20.4	Sulfur (rhombic)	S	-15.5
Disilane (g)	Si ₂ H ₆	-37.3	Sulfur (monoclinic)	S	-14.9
Tetramethylsilane (l)	(CH ₃) ₄ Si	-74.80	Sulfuric acid (l)	H ₂ SO ₄	-39
Tetraethylsilane (l)	(C ₂ H ₅) ₄ Si	-120.2	Sulfur dioxide (g)	SO ₂	-18.2
Tetrabromosilane (l)	SiBr ₄	-126	Sulfur trioxide (l)	SO ₃	-28.54
Tetrachlorosilane (l)	SiCl ₄	-87.5	Sulfur chloride (l)	SSCl ₂	-62.2
Silicon carbide	SiC	-12.8	Sulfur dichloride (l)	SCl ₂	-49.4
Silicon dioxide	SiO ₂	-29.6	Sulfur hexafluoride (g)	SF ₆	-44
Silver	Ag	-19.5	Thionyl chloride (l)	SOCl ₂	-44.3
Silver(I) bromide	AgBr	-61	Tantalum	Ta	+154
Silver(I) carbonate	Ag ₂ CO ₃	-80.90	Tantalum(V) chloride	TaCl ₅	+140
Silver(I) chloride	AgCl	-49	Tantalum(V) oxide	Ta ₂ O ₅	-32
Silver(I) chromate	Ag ₂ CrO ₄	-40	Technetium	Tc	+115
Silver(I) cyanide	AgCN	-43.2	Tellurium	Te	-38
Silver(I) fluoride	AgF	-36.5	Tellurium dibromide	TeBr ₂	-106
Silver(I) iodide	AgI	-80	Tellurium dichloride	TeCl ₂	-94
Silver(I) nitrate	AgNO ₃	-45.7	Tellurium hexafluoride (g)	TeF ₆	-66
Silver(I) nitrite	AgNO ₂	-42	Terbium (α)	Tb	+170000
Silver(I) oxide	Ag ₂ O	-134	Terbium oxide	Tb ₂ O ₃	+78340
Silver(I) phosphate	Ag ₃ PO ₄	-120	Thallium	Tl	-50
Silver(I) sulfate	Ag ₂ SO ₄	-92.90	Thallium(I) bromate	TlBrO ₃	-75.9
Silver(I) thiocyanate	AgSCN	-61.8	Thallium(I) bromide	TlBr	-63.9
Silver(II) oxide	AgO	-19.6	Thallium(I) carbonate	Tl ₂ CO ₃	-101.6
Sodium	Na	+16	Thallium(I) chlorate	TlClO ₃	-65.5
Sodium acetate	NaC ₂ H ₃ O ₂	-37.6	Thallium(I) chloride	TlCl	-57.8
Sodium bromate	NaBrO ₃	-44.2	Thallium(I) chromate	Tl ₂ CrO ₄	-39.3
Sodium bromide	NaBr	-41	Thallium(I) cyanide	TlCN	-49

Name	Formula	$\chi_m/10^{-6} \text{ cm}^3 \text{ mol}^{-1}$	Name	Formula	$\chi_m/10^{-6} \text{ cm}^3 \text{ mol}^{-1}$
Thallium(I) fluoride	TlF	-44.4	Uranium(IV) bromide	U ₄ Br ₄	+3530
Thallium(I) iodate	TlIO ₃	-86.8	Uranium(IV) chloride	UCl ₄	+3680
Thallium(I) iodide	TlI	-82.2	Uranium(IV) fluoride	UF ₄	+3530
Thallium(I) nitrate	TlNO ₃	-56.5	Uranium(IV) oxide	UO ₂	+2360
Thallium(I) nitrite	TlNO ₂	-50.8	Uranium(VI) fluoride	UF ₆	+43
Thallium(I) sulfate	Tl ₂ SO ₄	-112.6	Uranium(VI) oxide	UO ₃	+128
Thallium(I) sulfide	Tl ₂ S	-88.8	Vanadium	V	+285
Thorium	Th	+97	Vanadium(II) bromide	VBr ₂	+3230
Thorium(IV) oxide	ThO ₂	-16	Vanadium(II) chloride	VCl ₂	+2410
Thulium	Tm	+24700	Vanadium(III) bromide	VBr ₃	+2910
Thulium oxide	Tm ₂ O ₃	+51444	Vanadium(III) chloride	VCl ₃	+3030
Tin (gray)	Sn	-37.4	Vanadium(III) fluoride	VF ₃	+2757
Tin(II) chloride	SnCl ₂	-69	Vanadium(III) oxide	V ₂ O ₃	+1976
Tin(II) chloride dihydrate	SnCl ₂ ·2H ₂ O	-91.4	Vanadium(III) sulfide	V ₂ S ₃	+1560
Tin(II) oxide	SnO	-19	Vanadium(IV) chloride	VCl ₄	+1215
Tin(IV) bromide	SnBr ₄	-149	Vanadium(IV) oxide	VO ₂	+99
Tin(IV) chloride (l)	SnCl ₄	-115	Vanadium(V) oxide	V ₂ O ₅	+128
Tin(IV) oxide	SnO ₂	-41	Water (s, 273 K)	H ₂ O	-12.63
Titanium	Ti	+151	Water (l, 293 K)	H ₂ O	-12.96
Titanium(II) bromide	TiBr ₂	+720	Water (l, 373 K)	H ₂ O	-13.09
Titanium(II) chloride	TiCl ₂	+484	Water (g, 373 K)	H ₂ O	-13.1
Titanium(II) iodide	TiI ₂	+1790	Xenon (g)	Xe	-45.5
Titanium(II) sulfide	TiS	+432	Ytterbium (β)	Yb	+67
Titanium(III) bromide	TiBr ₃	+660	Yttrium (α)	Y	+187.7
Titanium(III) chloride	TiCl ₃	+1110	Yttrium oxide	Y ₂ O ₃	+44.4
Titanium(III) fluoride	TiF ₃	+1300	Yttrium sulfide	Y ₂ S ₃	+100
Titanium(III) oxide	Ti ₂ O ₃	+132	Zinc	Zn	-9.15
Titanium(IV) chloride	TiCl ₄	-54	Zinc carbonate	ZnCO ₃	-34
Titanium(IV) oxide	TiO ₂	+5.9	Zinc chloride	ZnCl ₂	-55.33
Tungsten	W	+53	Zinc cyanide	Zn(CN) ₂	-46
Tungsten carbide	WC	+10	Zinc fluoride	ZnF ₂	-34.3
Tungsten(II) chloride	WCl ₂	-25	Zinc hydroxide	Zn(OH) ₂	-67
Tungsten(IV) oxide	WO ₂	+57	Zinc iodide	ZnI ₂	-108
Tungsten(IV) sulfide	WS ₂	+5850	Zinc oxide	ZnO	-27.2
Tungsten(V) bromide	WBr ₅	+270	Zinc phosphate	Zn ₃ (PO ₄) ₂	-141
Tungsten(V) chloride	WCl ₅	+387	Zinc sulfate	ZnSO ₄	-47.8
Tungsten(VI) chloride	WCl ₆	-71	Zinc sulfate monohydrate	ZnSO ₄ ·H ₂ O	-63
Tungsten(VI) fluoride (g)	WF ₆	-53	Zinc sulfate heptahydrate	ZnSO ₄ ·7H ₂ O	-138
Tungsten(VI) oxide	WO ₃	-15.8	Zinc sulfide	ZnS	-25
Uranium	U	+409	Zirconium	Zr	+120
Uranium(III) bromide	UBr ₃	+4740	Zirconium carbide	ZrC	-26
Uranium(III) chloride	UCl ₃	+3460	Zirconium nitrate pentahydrate	Zr(NO ₃) ₄ ·5H ₂ O	-77
Uranium(III) hydride	UH ₃	+6244	Zirconium(IV) oxide	ZrO ₂	-13.8
Uranium(III) iodide	UI ₃	+4460			

INDEX OF REFRACTION OF INORGANIC LIQUIDS

This table gives the index of refraction n of several inorganic substances in the liquid state at specified temperatures. The measurements refer to ambient atmospheric pressure except for substances whose normal boiling points are greater than the indicated temperature; in this case the pressure is the saturated vapor pressure of the substance. All values refer to a wavelength of 589 nm unless otherwise indicated. Entries are arranged in alphabetical order by chemical formula as normally written.

Data on the index of refraction at other temperatures and wavelengths may be found in Reference 1.

References

1. Wohlfarth, C., and Wohlfarth, B., *Landolt-Börnstein, Numerical Data and Functional Relationships in Science and Technology, New Series, III/38A*, Martienssen, W., Editor, Springer-Verlag, Heidelberg, 1996.
2. Francis, A.W., *J. Chem. Eng. Data*, 5, 534, 1960.

Formula	Name	$t/^\circ\text{C}$	n	Formula	Name	$t/^\circ\text{C}$	n
Ar	Argon	-188	1.2312	He	Helium	-269	1.02451 ^c
AsCl ₃	Arsenic(III) chloride	16	1.604	Kr	Krypton	-157	1.3032 ^c
BBr ₃	Boron tribromide	16	1.312	NH ₃	Ammonia	-77	1.3944 ^b
BrF ₃	Bromine trifluoride	25	1.4536			20	1.3327
BrF ₅	Bromine pentafluoride	25	1.3529	NO	Nitric oxide	-90	1.330
Br ₂	Bromine	15	1.659	N ₂	Nitrogen	-196	1.19876 ^b
COS	Carbon oxysulfide	25	1.3506	N ₂ H ₄	Hydrazine	22	1.470
CO ₂	Carbon dioxide	24	1.6630	N ₂ O	Nitrous oxide	25	1.238
CS ₂	Carbon disulfide	20	1.62774	O ₂	Oxygen	-183	1.2243 ^c
C ₃ O ₂	Carbon suboxide	0	1.453	PBr ₃	Phosphorus(III) bromide	25	1.687
Cl ₂	Chlorine	20	1.3834	PCl ₃	Phosphorus(III) chloride	21	1.5122
CrO ₂ Cl ₂	Chromyl chloride	23	1.524	PH ₃	Phosphine	17	1.317
Fe(CO) ₅	Iron pentacarbonyl	14	1.523	P ₂ O ₃	Phosphorus(III) oxide	27	1.540
GeBr ₄	Germanium(IV) bromide	26	1.6269	S	Sulfur	125	1.9170
GeCl ₄	Germanium(IV) chloride	25	1.4614	SCl ₂	Sulfur dichloride	14	1.557
HBr	Hydrogen bromide	10	1.325	SF ₆	Sulfur hexafluoride	25	1.167
HCN	Hydrogen cyanide	20	1.26136	SOCl ₂	Thionyl chloride	10	1.527
HCl	Hydrogen chloride	18	1.3287 ^a	SO ₂	Sulfur dioxide	25	1.3396
HClO ₄	Perchloric acid	50	1.3819	SO ₂ Cl ₂	Sulfuryl chloride	12	1.444
HF	Hydrogen fluoride	25	1.1574	SO ₃	Sulfur trioxide	20	1.40965
HI	Hydrogen iodide	16	1.466	SSCl ₂	Sulfur chloride	20	1.671
HNO ₃	Nitric acid	25	1.393	SbCl ₅	Antimony(V) chloride	22	1.5925
H ₂	Hydrogen	-253	1.1096	SiBr ₄	Tetrabromosilane	31	1.5685
H ₂ O	Water	20	1.33336	SiCl ₄	Tetrachlorosilane	25	1.41156
H ₂ O ₂	Hydrogen peroxide	28	1.4061	SnBr ₄	Tin(IV) bromide	31	1.6628
H ₂ S	Hydrogen sulfide	-80	1.460	SnCl ₄	Tin(IV) chloride	25	1.5086
		20	1.3682	TiCl ₄	Titanium(IV) chloride	18	1.6076
H ₂ SO ₄	Sulfuric acid	20	1.4183	Xe	Xenon	-112	1.3918 ^c
H ₂ S ₂	Hydrogen disulfide	20	1.630				

^a At 581 nm

^b At 578 nm

^c At 546 nm

PHYSICAL AND OPTICAL PROPERTIES OF MINERALS

The chemical formula, crystal system, density, hardness, and index of refraction of some common minerals are given in this table. Entries are arranged alphabetically by mineral name. The columns are:

- ◆ **Formula:** Chemical formula for a typical sample of the mineral. Composition often varies considerably with the origin of the sample.
- ◆ **Crystal system:** tricl = triclinic; monocl = monoclinic; orth = orthorhombic; tetr = tetragonal; hex = hexagonal; rhomb = rhombohedral; cub = cubic.
- ◆ **Density:** Typical density in g/cm³. Individual samples may vary by a few percent.
- ◆ **Hardness:** On the Mohs' scale (range of 1 to 10, with talc = 1 and diamond = 10).
- ◆ **Index of refraction:** Values are given for the three coordinate axes in the order of least, intermediate, and greatest

index. For cubic crystals there is only a single value. See Reference 1 for details on the axis systems. Variations of several percent, depending on the origin and exact composition of the sample, are common.

References

1. Deer, W. A., Howie, R. A., and Zussman, J., *An Introduction to the Rock-Forming Minerals*, 2nd Edition, Longman Scientific & Technical, Harlow, Essex, 1992.
2. Carmichael, R. S., *Practical Handbook of Physical Properties of Rocks and Minerals*, CRC Press, Boca Raton, FL, 1989.
3. Donnay, J. D. H., and Ondik, H. M., *Crystal Data Determinative Tables, Third Edition, Volume 2, Inorganic Compounds*, Joint Committee on Powder Diffraction Standards, Swarthmore, PA, 1973.

Name	Formula	Crystal system	Density g/cm ³	Hardness	Index of refraction		
					n _α	n _β	n _γ
Acanthite	Ag ₂ S	orth	7.2	2.3			
Actinolite	Ca ₂ (Mg,Fe) ₅ Si ₈ O ₂₂ (OH,F) ₂	monocl	3.23	5.5	1.624	1.655	1.664
Aegirine	NaFe(SiO ₃) ₂	monocl	3.58	6	1.763	1.800	1.815
Akermanite	Ca ₂ MgSi ₂ O ₇	tetr	2.94	5.5	1.632	1.640	
Alabandite	MnS	cub	4.0	3.8			
Albite	NaAlSi ₃ O ₈	tricl	2.63	6.3	1.527	1.531	1.538
Allanite	(Ca,Mn,Ce,La,Y,Th) ₂ (Fe,Ti)(Al,Fe)O·OH (Si ₂ O ₇)(SiO ₄)	monocl	3.8	5.8	1.75	1.78	1.80
Allemontite	SbAs	hex	6.0	3.5			
Almandine	Fe ₃ Al ₂ Si ₃ O ₁₂	cub	4.32	6.8	1.830		
Altaite	PbTe	cub	8.16	3			
Aluminite	Al ₂ (SO ₄)(OH) ₇ ·7H ₂ O	monocl	1.74	1.5	1.459	1.464	1.470
Alunite	(K,Na)Al ₃ (SO ₄) ₂ (OH) ₆	rhomb	2.8	3.8	1.572	1.592	
Alunogen	Al ₂ (SO ₄) ₃ ·18H ₂ O	monocl	1.69	1.8	1.467	1.47	1.478
Amblygonite	(Li,Na)Al(PO ₄)(F,OH)	tricl	3.1	5.8	1.591	1.604	1.613
Analcite	NaAlSi ₂ O ₆ ·H ₂ O	cub	2.27	5.5	1.486		
Anatase	TiO ₂	tetr	4.23	5.8	2.488	2.561	
Andalusite	Al ₂ OSiO ₄	orth	3.15	7.5	1.635	1.639	1.644
Andesine	NaAlSi ₃ O ₈ ·CaAl ₂ Si ₂ O ₈	tricl	2.67	6.3	1.550	1.553	1.557
Andorite	PbAgSb ₃ S ₆	rhomb	5.35	3.3			
Andradite	Ca ₃ (Fe,Ti) ₂ Si ₃ O ₁₂	cub	3.86	6.8	1.887		
Anglesite	PbSO ₄	orth	6.29	2.8	1.877	1.883	1.894
Anhydrite	CaSO ₄	orth	2.96	3.5	1.570	1.575	1.614
Ankerite	Ca(Fe,Mg,Mn)(CO ₃) ₂	rhomb	3.0	3.8	1.529	1.720	
Anorthite	CaAl ₂ Si ₂ O ₈	tricl	2.76	6.3	1.577	1.585	1.590
Anorthoclase	(Na,K)AlSi ₃ O ₈	tricl	2.58	6	1.523	1.528	1.529
Anthophyllite	(Mg,Fe) ₇ Si ₈ O ₂₂ (OH,F) ₂	rhomb	3.21	5.8	1.645	1.658	1.668
Apatite	Ca ₅ (PO ₄) ₃ (OH,F,Cl)	hex	3.2	5	1.645	1.648	
Apophyllite	KFCa ₄ Si ₈ O ₂₀ ·8H ₂ O	tetr	2.35	4.8	1.535	1.536	
Aragonite	CaCO ₃	orth	2.83	3.5	1.531	1.680	1.686
Arcanite	K ₂ SO ₄	orth	2.66		1.494	1.494	1.497
Argentite	Ag ₂ S	orth	7.2	2.3			
Arsenolite	As ₂ O ₃	cub	3.86	1.5	1.755		
Arsenopyrite	FeAsS	monocl	6.1	5.8			
Atacamite	Cu ₂ (OH) ₃ Cl	rhomb	3.76	3.3	1.831	1.861	1.880
Augelite	Al ₂ (PO ₄)(OH) ₃	monocl	2.70	4.8	1.574	1.576	1.588
Augite	(Ca,Mg,Fe,Ti,Al) ₂ (Si,Al) ₂ O ₆	monocl	3.38	6	1.703	1.707	1.738
Autunite	Ca(UO ₂) ₂ (PO ₄) ₂ ·10H ₂ O	tetr	3.2	2.3	1.553	1.577	
Axinite	(Ca,Mn,Fe) ₃ Al ₂ BO ₃ Si ₄ O ₁₂ (OH)	tricl	3.31	6.8	1.684	1.691	1.694

Name	Formula	Crystal system	Density g/cm ³	Hardness	Index of refraction		
					<i>n</i> _α	<i>n</i> _β	<i>n</i> _γ
Azurite	Cu ₃ (OH) ₂ (CO ₃) ₂	monocl	3.77	3.8	1.730	1.758	1.838
Baddeleyite	ZrO ₂	monocl	5.7	6.5	2.13	2.19	2.20
Barite	BaSO ₄	orth	4.49	3.3	1.636	1.637	1.648
Benitoite	BaTi(SiO ₃) ₃	rhomb	3.65	6.3	1.757	1.804	
Bertrandite	Be ₄ Si ₂ O ₇ (OH) ₂	rhomb	2.6	6	1.589	1.602	1.613
Beryl	Be ₃ Al ₂ (SiO ₃) ₆	hex	2.64	7.8	1.582	1.589	
Beryllonite	NaBe(PO ₄) ₄	monocl	2.81	5.8	1.552	1.558	1.561
Biotite	K(Mg,Fe) ₃ AlSi ₃ O ₁₀ (OH,F) ₂	monocl	3.0	2.8	1.595	1.651	1.651
Bismuthinite	Bi ₂ S ₃	orth	6.78	2			
Bixbyite	(Mn,Fe) ₂ O ₃	cub	4.95	6.3			
Bloedite	Na ₂ Mg(SO ₄) ₂ ·4H ₂ O	monocl	2.25	2.8	1.483	1.486	1.487
Boehmite	AlO(OH)	orth	3.44	3.8	1.64	1.65	1.66
Boracite	Mg ₃ B ₇ O ₁₃ Cl	rhomb	2.94	7.3	1.66	1.66	1.67
Borax	Na ₂ B ₄ O ₇ ·10H ₂ O	monocl	1.73	2.3	1.447	1.469	1.472
Bornite	Cu ₅ FeS ₄	cub	5.07	3			
Boulangerite	Pb ₅ Sb ₄ S ₁₁	monocl	6.1	2.8			
Bournonite	PbCuSbS ₃	rhomb	5.83	2.8			
Braggite	PtS	tetr	10.2				
Braunite	(Mn,Si) ₂ O ₃	tetr	4.78	6.3			
Bravoite	(Ni,Fe)S ₂	cub	4.62	5.8			
Breithauptite	NiSb	hex	≈8.7	5.5			
Brochantite	Cu ₄ (SO ₄)(OH) ₆	monocl	3.79	3.8	1.728	1.771	1.800
Bromyrite	AgBr	cub	6.47	2.5	2.253		
Brookite	TiO ₂	orth	4.23	5.8	2.583	2.584	2.700
Brucite	Mg(OH) ₂	hex	2.37	2.5	1.575	1.59	
Bunsenite	NiO	cub	6.72	5.5			
Cacoxenite	Fe ₄ (PO ₄) ₃ (OH) ₃ ·12H ₂ O	hex	2.3	3.5	1.580	1.646	
Calcite	CaCO ₃	hex	2.71	3	1.486	1.658	
Caledonite	Cu ₂ Pb ₅ (SO ₄) ₃ (CO ₃)(OH) ₆	rhomb	5.76	2.8	1.818	1.866	1.909
Calomel	Hg ₂ Cl ₂	tetr	7.16	1.5	1.973	2.656	
Cancrinite	(Na,Ca,K) ₇ [Al ₅ Si ₆ O ₂₄](CO ₃ ,SO ₄ ,Cl,OH) ₂ ·H ₂ O	hex	2.42	5.5	1.495	1.509	
Carnalite	KMgCl ₃ ·6H ₂ O	rhomb	1.60	2.5	1.466	1.475	1.494
Carnotite	K ₂ (UO ₂) ₂ (VO ₄) ₂ ·3H ₂ O	rhomb	1.5	1.5	1.75	1.92	1.95
Cassiterite	SnO ₂	tetr	6.85	6.5	2.006	2.097	
Celestite	SrSO ₄	orth	3.96	3.3	1.622	1.624	1.631
Celsian	BaAl ₂ Si ₂ O ₈	monocl	3.25	6.3	1.583	1.588	1.594
Cerargyrite	AgCl	cub	5.56	2.5	2.071		
Cerussite	PbCO ₃	orth	6.6	3.3	1.804	2.076	2.079
Cervantite	Sb ₂ O ₄	orth	6.64	4.5			
Chabazite	Ca[Al ₂ Si ₄ O ₁₂]·6H ₂ O	trig	2.08	4.5	1.482		
Chalcanthite	CuSO ₄ ·5H ₂ O	tricl	2.29	2.5	1.514	1.537	1.543
Chalcocite	Cu ₂ S	orth	5.6	2.8			
Chalcocopyrite	CuFeS ₂	tetr	4.2	3.8			
Chiolite	Na ₅ Al ₃ F ₁₄	tetr	3.00	3.8	1.342	1.349	
Chlorite	(Mg,Al,Fe) ₁₂ (Si,Al) ₈ O ₂₀ (OH) ₁₆	monocl	3.0	2.5	1.61	1.62	1.62
Chloritoid	FeAl ₄ O ₂ (SiO ₄) ₂ (OH) ₄	monocl	3.66	6.5	1.717	1.721	1.726
Chondrodite	Mg(OH,F) ₂ ·2Mg ₂ SiO ₄	monocl	3.21	6.5	1.604	1.615	1.634
Chromite	FeCr ₂ O ₄	cub	5.0	5.5	2.16		
Chrysoberyl	BeAl ₂ O ₄	orth	3.65	8.5	1.746	1.748	1.756
Chrysocolla	CuSiO ₃ ·2H ₂ O	rhomb	2.4	2	1.575	1.597	1.598
Cinnabar	HgS	hex	8.17	2.3	2.814	3.143	
Claudetite	As ₂ O ₃	monocl	3.74	2.5	1.87	1.92	2.01
Clinohumite	Mg(OH,F) ₂ ·4Mg ₂ SiO ₄	monocl	3.21	6	1.633	1.647	1.668
Clinozoisite	Ca ₂ Al ₃ Si ₃ O ₁₂ (OH)	monocl	3.30	6.5	1.693	1.700	1.712
Cobaltite	CoAsS	cub	≈6.1	5.5			
Colemanite	Ca ₂ B ₆ O ₁₁ ·5H ₂ O	monocl	2.42	4.5	1.586	1.592	1.614
Columbite	(Fe,Mn)(Nb,Ta) ₂ O ₆	rhomb	5.20	6			
Connellite	Cu ₁₉ (SO ₄)Cl ₄ (OH) ₃₂ ·3H ₂ O	hex	3.36	3	1.731	1.752	
Copiapite	(Fe,Mg)Fe ₄ (SO ₄) ₆ (OH) ₂ ·20H ₂ O	tricl	2.13	2.8	1.52	1.54	1.59
Coquimbite	Fe ₂ (SO ₄) ₃ ·9H ₂ O	hex	2.1	2.5	1.54	1.56	

Name	Formula	Crystal system	Density g/cm ³	Hardness	Index of refraction		
					n_α	n_β	n_γ
Cordierite	Al ₃ (Mg,Fe) ₂ Si ₅ AlO ₁₈	rhomb	2.66	7	1.540	1.549	1.553
Corundum	Al ₂ O ₃	hex	3.97	9	1.761	1.769	
Cotunnite	PbCl ₂	orth	5.98	2.5	2.199	2.217	2.260
Covellite	CuS	hex	4.8	1.8			
Cristobalite	SiO ₂	hex	2.33	6.5	1.484	1.487	
Crocoite	PbCrO ₄	monocl	6.12	2.8	2.29	2.36	2.66
Cryolite	Na ₃ AlF ₆	monocl	2.97	2.5	1.338	1.338	1.339
Cryolithionite	Na ₃ Li ₃ Al ₂ F ₁₂	cub	2.77	2.8	1.340		
Cubanite	CuFe ₂ S ₃	rhomb	4.11	3.5			
Cummingtonite	(Mg,Fe) ₇ Si ₈ O ₂₂ (OH) ₂	monocl	3.4	5.5	1.650	1.660	1.676
Cuprite	Cu ₂ O	cub	6.0	3.8			
Danburite	CaSi ₂ B ₂ O ₈	rhomb	3.0	7	1.63	1.63	1.63
Datolite	CaBSiO ₄ (OH)	monocl	2.98	5.3	1.624	1.652	1.668
Daubreelite	Cr ₂ FeS ₄	cub	3.81				
Derbylite	Fe ₆ Ti ₆ Sb ₂ O ₂₃	rhomb	4.53	5	2.45	2.45	2.51
Diamond	C	cub	3.51	10	2.418		
Diaspore	AlO(OH)	orth	3.4	6.8	1.694	1.715	1.741
Digenite	Cu _{2-x} S	cub	5.55	2.8			
Diopside	CaMgSi ₂ O ₆	monocl	3.30	6	1.680	1.687	1.708
Diopside	CaMgSi ₂ O ₆	monocl	3.30	6	1.680	1.687	1.708
Dioptase	CuSiO ₂ (OH) ₂	rhomb	3.5	5	1.65	1.70	
Dolomite	CaMg(CO ₃) ₂	rhomb	2.86	3.5	1.500	1.679	
Douglasite	K ₂ FeCl ₄ ·2H ₂ O	orth	2.16		1.488	1.500	
Dyscrasite	Ag ₃ Sb	rhomb	9.74	3.8			
Eddingtonite	BaAl ₂ Si ₃ O ₁₀ ·4H ₂ O	rhomb	2.8		1.541	1.553	1.557
Eglestonite	Hg ₂ OCl ₂	cub	8.4	2.5	2.49		
Emplectite	CuBiS ₂	rhomb	6.38	2			
Enargite	Cu ₃ AsS ₄	rhomb	4.5	3			
Enstatite	MgSiO ₃	monocl	3.19	5.5	1.656	1.662	1.669
Epidote	Ca ₂ Al ₂ (Al,Fe)OH(SiO ₄) ₃	monocl	3.44	6	1.733	1.755	1.765
Epsomite	MgSO ₄ ·7H ₂ O	orth	1.67	2.3	1.433	1.455	1.461
Erythrite	(Co,Ni) ₃ (AsO ₄) ₂ ·8H ₂ O	monocl	3.06	2	1.626	1.661	1.699
Eucairite	CuAgSe	orth	7.7	2.5			
Euclase	BeAlSiO ₄ (OH)	monocl	3.1	7.5	1.651	1.655	1.671
Eudialite	(Na,Ca,Ce) ₅ (Fe,Mn)(Zr,Ti)(Si ₃ O ₉) ₂ (OH,Cl)	hex	3.0	5.5	1.623	1.600	1.615
Eulytite	Bi ₄ Si ₃ O ₁₂	cub	6.6	4.5	2.05		
Euxenite	(Y,Ca,Ce,U,Th)(Nb,Ta,Ti) ₂ O ₆	rhomb	5.5	6	2.2		
Fayalite	Fe ₂ SiO ₄	orth	4.30	6.5	1.827	1.869	1.879
Ferberite	FeWO ₄	monocl	7.51	4.3			
Fergusonite	(Y,Er,Ce,Fe)(Nb,Ta,Ti)O ₄	tetr	5.7	6	2.1		
Fluorite	CaF ₂	cub	3.18	4	1.434		
Forsterite	Mg ₂ SiO ₄	orth	3.21	7	1.635	1.651	1.670
Franklinite	ZnFe ₂ O ₄	cub	5.21	6	2.36		
Gahnite	ZnAl ₂ O ₄	cub	4.62	7.8	1.805		
Galaxite	MnAl ₂ O ₄	cub	4.04	7.8	1.92		
Galena	PbS	cub	7.60	2.5	3.91		
Galenabismuthite	PbBi ₂ S ₄	rhomb	7.04	3			
Ganomalite	(Ca,Pb) ₁₀ (OH,Cl) ₂ (Si ₂ O ₇) ₃	hex	5.6	3.5	1.910	1.945	
Gaylussite	Na ₂ Ca(CO ₃) ₂ ·5H ₂ O	monocl	1.99	2.8	1.444	1.516	1.523
Gehlenite	Ca ₂ Al ₂ SiO ₇	tetr	3.04	5.5	1.658	1.669	
Geikielite	MgTiO ₃	hex	3.85	5.5	1.95	2.31	
Gibbsite	Al(OH) ₃	monocl	2.42	3	1.57	1.57	1.59
Glauberite	Na ₂ Ca(SO ₄) ₂	monocl	2.80	2.8	1.515	1.535	1.536
Glauconite	(K,Na,Ca) _{1,6} (Fe,Al,Mg) _{4,0-1,7,3} Al _{0,7} O ₂₀ (OH) ₄	monocl	2.7	2	1.60	1.63	1.63
Glaucofanite	Na ₂ Mg ₃ Al ₂ Si ₈ O ₂₂ (OH) ₂	monocl	3.19	6	1.634	1.645	1.648
Gmelinite	(Ca,Na) ₂ [Al ₂ Si ₄ O ₁₂]·6H ₂ O	hex	2.10	4.5	1.477	1.485	
Goethite	FeO(OH)	orth	4.3	5.3	2.268	2.401	2.457
Goslarite	ZnSO ₄ ·7H ₂ O	orth	1.97	2.3	1.457	1.480	1.484
Greenockite	CdS	hex	4.8	3.3	2.506	2.529	
Grossularite	Ca ₃ Al ₂ Si ₃ O ₁₂	cub	3.59	6.8	1.734		
Gummite	UO ₃ ·H ₂ O	orth	7.05	3.8			

Name	Formula	Crystal system	Density g/cm ³	Hardness	Index of refraction		
					n_α	n_β	n_γ
Gypsum	CaSO ₄ ·2H ₂ O	monocl	2.32	2	1.520	1.525	1.530
Halite	NaCl	cub	2.17	2	1.544		
Hamburgite	Be ₂ (OH)(BO ₃)	rhomb	2.36	7.5	1.56	1.59	1.63
Hanksite	Na ₂₂ K(SO ₄) ₉ (CO ₃) ₂ Cl	hex	2.56	3.3	1.461	1.481	
Harmotome	Ba[Al ₂ Si ₆ O ₁₆]·6H ₂ O	monocl	2.44	4.5	1.506	1.507	1.511
Hausmannite	Mn ₃ O ₄	tetr	4.84	5.5	2.15	2.46	
Haüyne	(Na,Ca) ₄₋₈ Al ₆ Si ₆ O ₂₄ (SO ₄ ,S) ₁₋₂	cub	2.47	5.8	1.502		
Hedenbergite	CaFeSi ₂ O ₆	monocl	3.53	6	1.721	1.727	1.746
Helvite	Mn ₄ Be ₃ Si ₃ O ₁₂ S	cub	3.32	6	1.739		
Hematite	Fe ₂ O ₃	hex	5.25	6	2.91	3.19	
Hemimorphite	Zn ₄ Si ₂ O ₇ (OH) ₂ ·H ₂ O	rhomb	3.45	5	1.614	1.617	1.636
Hercynite	Fe(AlO ₂) ₂	cub	4.3	7.8	1.835		
Herderite	CaBe(PO ₄)(Fe,OH)	monocl	2.98	5.3	1.592	1.612	1.621
Hessite	Ag ₂ Te	orth	8.4	2.5			
Heulandite	(Ca,Na,K) ₂ [Al ₂ Si ₇ O ₁₈]·6H ₂ O	monocl	2.2	3.8	1.498	1.498	1.506
Hopeite	Zn ₃ (PO ₄) ₂ ·4H ₂ O	orth	3.0	3.2	1.58	1.59	1.59
Hornblende	Ca ₂ (Mg,Fe)Al(Si ₇ AlO ₂₂)(OH) ₂	monocl	3.24	5.5	1.67	1.67	1.69
Huebnerite	MnWO ₄	monocl	7.2	4.3	2.17	2.22	2.32
Humite	Mg(OH,F) ₂ ·3Mg ₂ SiO ₄	orth	3.3	6	1.625	1.636	1.657
Huntite	Mg ₃ Ca(CO ₃) ₄	trig	2.70				
Hydrogrossularite	Ca ₃ Al ₂ Si ₂ O ₈ (SiO ₄) _{1-m} (OH) _{4m}	cub	3.4	6.8	1.70		
Hydromagnesite	3MgCO ₃ ·Mg(OH) ₂ ·3H ₂ O	monocl	2.24	3.5	1.523	1.527	1.545
Illite	KAl ₄ (Si ₇ AlO ₂₀)(OH) ₄	monocl	2.8	1.5	1.56	1.59	1.59
Ilmenite	FeTiO ₃	rhomb	4.72	5.5			
Iodyrite	AgI	hex	5.68	1.5	2.21	2.22	
Jacobsite	MnFe ₂ O ₄	cub	4.87	7.8	2.3		
Jadeite	NaAlSi ₂ O ₆	monocl	3.34	6	1.649	1.654	1.663
Jamesonite	Pb ₄ FeSb ₆ S ₁₄	monocl	5.63	2.5			
Jarosite	KFe ₃ (SO ₄) ₂ (OH) ₆	rhomb	3.09	3	1.715	1.820	
Kainite	KMg(SO ₄)Cl·3H ₂ O	monocl	2.15	2.8	1.494	1.505	1.516
Kaliophyllite	KAlSiO ₄	hex	2.61	6	1.532	1.537	
Kaolinite	Al ₄ Si ₄ O ₁₀ (OH) ₈	tricl	2.65	2.3	1.549	1.564	1.565
Kernite	Na ₂ B ₄ O ₇ ·4H ₂ O	monocl	1.95	2.5	1.454	1.472	1.488
Kieserite	MgSO ₄ ·H ₂ O	monocl	2.57	3.5	1.520	1.533	1.584
Kyanite	Al ₂ O ₃ SiO ₄	tricl	3.59	6.3	1.715	1.722	1.731
Lanarkite	Pb ₂ (SO ₄)O	monocl	6.92	2.3	1.928	2.007	2.036
Lanthanite	(La,Ce) ₂ (CO ₃) ₃ ·8H ₂ O	rhomb	2.72	2.8	1.52	1.587	1.613
Laumontite	Ca ₄ [Al ₈ Si ₁₆ O ₄₈]·16H ₂ O	monocl	2.3	3.3	1.508	1.517	1.519
Laurionite	Pb(OH)Cl	rhomb	6.24	3.3	2.08	2.12	2.16
Lawsonite	CaAl ₂ (OH) ₂ Si ₂ O ₇ ·H ₂ O	rhomb	3.08	6	1.655	1.675	1.685
Lazulite	(Mg,Fe)Al ₂ (PO ₄) ₂ (OH) ₂	monocl	3.23	5.8	1.615	1.64	1.650
Lazurite	Na ₃ SSi ₃ Al ₃ O ₁₂	cub	2.42	5.3	1.500		
Leadhillite	Pb ₄ (SO ₄)(CO ₃) ₂ (OH) ₂	monocl	6.55	2.8	1.87	2.00	2.01
Lepidocrocite	FeO(OH)	orth	4.26	5	1.94	2.20	2.51
Lepidolite	K ₂ (Li,Al) ₅₋₆ [Si ₆₋₇ Al ₂₋₁ O ₂₀](OH,F) ₄	monocl	2.85	3.3	1.536	1.565	1.566
Leucite	KAlSi ₂ O ₆	tetr	2.49	5.8	1.510		
Levyne	(Ca,Na) ₂ Al ₂ Si ₄ O ₁₂ ·6H ₂ O	rhomb	2.10	4.5	1.496	1.501	
Litharge	PbO	tetr	9.35	2	2.535	2.665	
Loellingite	FeAs ₂	rhomb	7.40	5.3			
Maghemite	Fe ₂ O ₃	cub	4.88	7.8	2.63		
Magnesite	MgCO ₃	hex	3.05	4	1.536	1.741	
Magnetite	Fe ₃ O ₄	cub	5.17	6	2.42		
Malachite	Cu ₂ (OH) ₂ (CO ₃)	monocl	4.05	3.8	1.655	1.875	1.909
Manganite	MnO(OH)	monocl	≈4.3	4	2.25	2.25	2.53
Manganosite	MnO	cub	5.37	5.5			
Marcasite	FeS ₂	cub	5.02	6.3			
Marialite	Na ₃ Al ₃ Si ₃ O ₂₄ Cl	tetr	2.56	5.5	1.541	1.548	
Marshite	CuI	cub	5.67	2.5	2.346		
Mascagnite	(NH ₄) ₂ SO ₄	orth	1.77	2.3	1.520	1.523	1.533
Matlockite	PbClF	tetr	7.05	2.8	2.006	2.145	

Name	Formula	Crystal system	Density g/cm ³	Hardness	Index of refraction		
					<i>n</i> _α	<i>n</i> _β	<i>n</i> _γ
Meionite	Ca ₄ Al ₆ Si ₆ O ₂₄ CO ₃	tetr	2.78	5.5	1.559	1.595	
Melanterite	FeSO ₄ ·7H ₂ O	monocl	1.89	2	1.47	1.48	1.49
Melilite	(Ca,Na) ₂ (Mg,Fe,Al,Si) ₃ O ₇	tetr	3.00	5.5	1.639	1.645	
Mellite	Al ₂ C ₁₂ O ₁₂ ·18H ₂ O	tetr	1.64	2.3	1.511	1.539	
Mendipite	Pb ₃ O ₂ Cl ₂	rhomb	7.24	2.5	2.24	2.27	2.31
Mesolite	Na ₂ Ca ₂ (Al ₂ Si ₃ O ₁₀) ₃ ·8H ₂ O	orth	2.26	5	1.506		
Metacinnabar	HgS	cub	7.70	3			
Microcline	KAlSi ₃ O ₈	monocl	2.56	6.3	1.522	1.526	1.530
Miersite	AgI	hex	5.68	2.5	2.20		
Millerite	NiS	hex	5.5	3.3			
Mimetite	Pb ₃ (AsO ₄ ·PO ₄) ₃ Cl	hex	7.24	3.8	2.128	2.147	
Minium	Pb ₃ O ₄	tetr	8.9	2.5			
Mirabilite	Na ₂ SO ₄ ·10H ₂ O	monocl	1.46	1.8	1.394	1.396	1.398
Moissanite	SiC	hex	3.16	9.5	2.648	2.691	
Molybdenite	MoS ₂	hex	5.06	1.3			
Monazite	(Ce,La,Th)PO ₄	monocl	5.2	5	1.787	1.789	1.840
Monetite	CaHPO ₄	tricl	2.92	3.5	1.587	1.61	1.640
Monticellite	Ca(Mg,Fe)SiO ₄	orth	3.18	5.5	1.647	1.655	1.664
Montmorillonite	(0.5Ca,Na) _{0.7} (Al,Mg,Fe) ₄ [(Si,Al) ₈ O ₂₀](OH) ₄ · <i>n</i> H ₂ O	monocl	2.5	1.5	1.55	1.57	1.57
Montroydite	HgO	orth	11.14	2.5	2.37	2.50	2.65
Mordenite	(Na,K,Ca)[Al ₂ Si ₁₀ O ₂₄]·7H ₂ O	orth	2.13	3.5	1.478	1.480	1.482
Muscovite	KAl ₂ Si ₃ AlO ₁₀ (OH,F) ₂	monocl	2.83	2.8	1.563	1.596	1.602
Nantokite	CuCl	cub	4.14	2.5	1.930		
Natrolite	Na ₂ Al ₂ Si ₃ O ₁₀ ·2H ₂ O	orth	2.23	5	1.478	1.481	1.491
Nepheline	Na ₃ KAl ₄ Si ₄ O ₁₆	hex	2.61	5.8	1.534	1.538	
Newberyite	MgHPO ₄ ·3H ₂ O	orth	2.13	3.3	1.514	1.517	1.533
Nicolite	NiAs	hex	7.77	5.3			
Norbergite	Mg(OH,F) ₂ ·Mg ₂ SiO ₄	orth	3.21	6.5	1.565	1.573	1.592
Nosean	Na ₈ Al ₆ Si ₆ O ₂₄ SO ₄	cub	2.35	5.5	1.495		
Oldhamite	CaS	cub	2.59	4	2.137		
Oligoclase	([NaSi] _{0.9-0.7} [CaAl] _{0.1-0.3})AlSi ₂ O ₈	tricl	2.64	6.3	1.539	1.543	1.547
Olivinite	Cu ₂ (AsO ₄) ₂ (OH)	rhomb	4.2	3	1.77	1.80	1.85
Olivine	(Mg,Fe)SiO ₄	rhomb	3.81	6.8	1.73	1.76	1.78
Opal	SiO ₂ · <i>n</i> H ₂ O	amorp	1.9	5	1.44		
Orpiment	As ₂ S ₃	monocl	3.46	1.8	2.40	2.81	3.02
Orthoclase	KAlSi ₃ O ₈	monocl	2.56	6	1.523	1.527	1.531
Orthopyroxene	(Mg,Fe)SiO ₃	rhomb	3.6	5.5	1.709	1.712	1.723
Paragonite	NaAl ₂ Si ₃ AlO ₁₀ (OH) ₂	monocl	2.85	2.5	1.572	1.602	1.605
Parisite	(Ce,La,Na)FCO ₃ ·CaCO ₃	hex	4.42	4.5	1.672	1.771	
Pectolite	Ca ₂ NaH(SiO ₃) ₃	tricl	2.88	4.8	1.603	1.610	1.639
Penfieldite	Pb ₄ Cl ₆ (OH) ₂	hex	6.6		2.13	2.21	
Pentlandite	(Fe,Ni) ₉ S ₈	cub	4.8	3.8			
Percylite	PbCuCl ₂ (OH) ₂	cub		2.5	2.05		
Periclase	MgO	cub	3.6	5.5	1.735		
Perovskite	CaTiO ₃	cub	3.98	5.5	2.34		
Petalite	LiAlSi ₄ O ₁₀	monocl	2.42	6.5	1.506	1.511	1.519
Pharmacosiderite	Fe ₃ (AsO ₄) ₂ (OH) ₃ ·5H ₂ O	cub	2.80	2.5	1.690		
Phenakite	Be ₂ SiO ₄	rhomb	2.98	7.5	1.654	1.670	
Phillipsite	K(Ca _{0.5} ,Na) ₂ [Al ₃ Si ₅ O ₁₆]·6H ₂ O	monocl	2.2	4.3	1.494	1.497	1.505
Phlogopite	KMg ₃ AlSi ₃ O ₁₀ (OH,F) ₂	monocl	2.83	2.3	1.560	1.597	1.598
Phosgenite	Pb ₂ (CO ₃)Cl ₂	tetr	6.13	2.5	2.118	2.145	
Piemontite	Ca ₂ (Mn,Fe,Al) ₃ O(Si ₂ O ₇)(SiO ₄)(OH)	monocl	3.49	6	1.762	1.773	1.796
Pigeonite	(Mg,Fe,Ca)(Mg,Fe)Si ₂ O ₆	monocl	3.38	6	1.702	1.703	1.728
Pollucite	CsAlSi ₂ O ₆	tetr	2.9	6.5	1.517		
Polybasite	(Ag,Cu) ₁₆ Sb ₂ S ₁₁	monocl	6.1	2.5			
Powellite	Ca(Mo,W)O ₄	tetr	4.35	3.8	1.971	1.980	
Prehnite	Ca ₂ Al ₂ Si ₃ O ₁₀ (OH) ₂	rhomb	2.93	6.3	1.622	1.628	1.648
Proustite	Ag ₂ AsS ₃	rhomb	5.57	2.3	2.792	3.088	
Pseudobrookite	Fe ₂ TiO ₅	rhomb	4.36	6	2.38	2.39	2.42
Psilomelane	BaMn ₉ O ₁₆ (OH) ₄	rhomb	4.71	5.5			

Name	Formula	Crystal system	Density g/cm ³	Hardness	Index of refraction		
					<i>n</i> _α	<i>n</i> _β	<i>n</i> _γ
Pumpellyite	Ca ₂ Al ₂ (Al,Fe,Mg)[Si ₂ (O,OH) ₇] (SiO ₄)(OH,O) ₃	monocl	3.21	5.5	1.688	1.695	1.705
Pyrrargyrite	Ag ₃ SbS ₃	rhombl	5.85	2.5	2.88	3.08	
Pyrite	FeS ₂	cub	5.02	6.3			
Pyrochlore	NaCaNb ₂ O ₆ F	cub	5.3	5.3			
Pyrochroite	Mn(OH) ₂	hex	3.26	2.5	1.68	1.72	
Pyrolusite	MnO ₂	tetr	5.08	6.3			
Pyromorphite	Pb ₅ (PO ₄ ₃ AsO ₄) ₃ Cl	hex	7.04	3.8	2.048	2.058	
Pyrope	Mg ₃ Al ₂ Si ₃ O ₁₂	cub	3.58	6.8	1.714		
Pyrophyllite	Al ₂ Si ₄ O ₁₀ (OH) ₂	monocl	2.78	1.5	1.545	1.579	1.599
Pyrrhotite	Fe ₇ S ₈	hex	4.62	4			
Quartz	SiO ₂	hex	2.65	7	1.544	1.553	
Rammelsbergite	NiAs ₂	orth	7.1	5.8			
Raspite	PbWO ₄	monocl	8.46	2.8	1.27	1.27	1.30
Realgar	As ₄ S ₄	monocl	3.5	1.8	2.538	2.684	2.704
Rhodochrosite	MnCO ₃	hex	3.70	3.8	1.597	1.816	
Rhodonite	(Mn,Fe,Ca)SiO ₃	orth	3.48	6	1.725	1.729	1.737
Riebeckite	Na ₂ Fe ₅ (Si ₈ O ₂₂)(OH) ₂	monocl	3.3	5	1.675	1.683	1.694
Rutile	TiO ₂	tetr	4.23	6.2	2.609	2.900	
Safflorite	(Co,Fe)As ₂	rhombl	7.3	4.8			
Samarskite	(Y,Er,Ce,U,Ca,Fe,Pb,Th) (Nb,Ta,Ti,Sn) ₂ O ₆	rhombl	5.69	5.5	2.200		
Sapphirine	(Mg,Fe) ₂ Al ₄ O ₆ SiO ₄	monocl	3.49	7.5	1.709	1.712	1.715
Scapolite	(Na,Ca) ₄ Al ₃ (Al,Si) ₃ Si ₆ O ₂₄ (Cl,F,OH,CO ₃ ,SO ₄)	tetr	2.64	5.5	1.551	1.573	
Scheelite	CaWO ₄	tetr	6.06	4.8	1.920	1.936	
Scolecite	CaAl ₂ Si ₃ O ₁₀ ·3H ₂ O	monocl	2.27	5	1.510	1.518	1.519
Scorodite	Fe(AsO ₄)·2H ₂ O	rhombl	3.28	3.8	1.784	1.795	1.814
Sellaite	MgF ₂	tetr	3.15	5	1.378	1.390	
Senarmontite	Sb ₂ O ₃	cub	5.58	2.3	2.087		
Serpentine	Mg ₃ Si ₂ O ₅ (OH) ₄	monocl	2.55	3	1.55	1.56	1.56
Siderite	FeCO ₃	hex	3.9	4.3	1.635	1.875	
Sillimanite	Al ₂ O ₃ SiO ₄	rhombl	3.25	7	1.658	1.660	1.660
Skutterudite	(Co,Ni)As ₃	cub	6.8	5.8			
Smithsonite	ZnCO ₃	rhombl	4.4	4.3	1.621	1.848	
Sodalite	Na ₈ Al ₆ Si ₆ O ₂₄ Cl ₂	cub	2.30	5.8	1.485		
Sperrylite	PtAs ₂	cub	10.58	6.5			
Spessartite	Mn ₃ Al ₂ Si ₃ O ₁₂	cub	4.19	6.8	1.800		
Sphalerite	ZnS	cub	4.0	3.8	2.369		
Sphene	CaTiSiO ₄ (O,OH,F)	monocl	3.50	5	1.90	1.95	2.03
Spinel	MgAl ₂ O ₄	cub	3.55	7.8	1.719		
Spodumene	LiAlSi ₂ O ₆	monocl	3.13	6.8	1.656	1.662	1.671
Stannite	Cu ₂ FeSn ₄	tetr	4.4	4			
Staurolite	(Fe,Mg,Zn) ₂ (Al,Fe,Ti) ₃ O ₆ [(Si,Al) ₄ O ₄] ₄ (O,OH) ₂	monocl	3.79	7.5	1.743	1.747	1.755
Stercorite	Na(NH ₄)H(PO ₄)·4H ₂ O	tricl	1.62	2	1.439	1.442	1.469
Stibiotantalite	Sb(Ta,Nb)O ₄	rhombl	6.6	5.5	2.38	2.41	2.46
Stibnite	Sb ₂ S ₃	orth	4.56	2			
Stilbite	NaCa ₂ [Al ₅ Si ₁₃ O ₃₆] ₂ ·14H ₂ O	monocl	2.2	3.8	1.492	1.499	1.503
Stilpnomelane	(K,Na,Ca) _{0.6} (Fe,Mg) ₆ Si ₈ Al(O,OH) ₂₇ ·2H ₂ O	monocl	2.8	3.5	1.585	1.665	1.665
Stolzite	PbWO ₄	tetr	8.2	2.8	2.19	2.27	
Strengite	FePO ₄ ·2H ₂ O	orth	2.87	4	1.707	1.719	1.741
Strontianite	SrCO ₃	orth	3.5	3.5	1.518	1.666	1.668
Struvite	Mg(NH ₄)(PO ₄)·6H ₂ O	rhombl	1.71	2	1.495	1.496	1.504
Sulfur	S	orth	2.07	2	1.958	2.038	2.245
Sylvanite	(Ag,Au)Te ₂	monocl	8.16	1.8			
Sylvite	KCl	cub	1.99	2	1.490		
Talc	Mg ₃ Si ₄ O ₁₀ (OH) ₂	monocl	2.71	1	1.545	1.592	1.595
Tantalite	(Fe,Mn)(Ta,Nb) ₂ O ₆	rhombl	7.95	6.5	2.26	2.32	2.43
Tapiolite	FeTa ₂ O ₆	tetr	7.9	6.3	2.27	2.42	
Tellurobismuthite	Bi ₂ Te ₃	hex	7.74	1.8			
Terlinguaite	Hg ₂ OCl	monocl	8.73	2.5	2.35	2.64	2.66
Tetrahedrite	(Cu,Fe) ₁₂ Sb ₄ S ₁₃	cub	4.9	3.8			
Thenardite	Na ₂ SO ₄	orth	2.7	2.8	1.468	1.475	1.483

Name	Formula	Crystal system	Density g/cm ³	Hardness	Index of refraction		
					n_α	n_β	n_γ
Thermonatrite	Na ₂ CO ₃ ·H ₂ O	orth	2.25	1.3	1.420	1.506	1.524
Thomsenolite	NaCaAlF ₆ ·H ₂ O	monocl	2.98	2	1.407	1.414	1.415
Thorianite	ThO ₂	cub	10.0	6.5	2.200		
Thorite	ThSiO ₄	tetr	6.7	4.8	1.8		
Topaz	Al ₂ SiO ₄ (OH,F) ₂	rhomb	3.53	8	1.618	1.620	1.627
Torbernite	Cu(UO ₂) ₂ (PO ₄) ₂ ·8H ₂ O	tetr	3.22	2.3	1.582	1.592	
Tourmaline	Na(Mg,Fe,Mn,Li,Al) ₃ Al ₆ Si ₆ O ₁₈ (BO ₃) ₃	rhomb	3.14	7	1.62	1.65	
Tremolite	Ca ₂ Mg ₅ Si ₈ O ₂₂ (OH,F) ₂	monocl	3.0	5.5	1.599	1.612	1.622
Trevorite	NiFe ₂ O ₄	cub	5.33	7.8	2.3		
Tridymite	SiO ₂	hex	2.27	7	1.475	1.476	1.479
Triphyllite-Lithiophyllite	Li(Fe,Mn)PO ₄	rhomb	3.46	4.5	1.68	1.68	1.69
Troegerite	(UO ₂) ₃ (AsO ₄) ₂ ·12H ₂ O	tetr		2.5	1.59	1.630	
Troilite	FeS	hex	4.7	4			
Trona	Na ₃ H(CO ₃) ₂ ·2H ₂ O	monocl	2.14	2.8	1.412	1.492	1.540
Turquoise	Cu(Al,Fe) ₆ (PO ₄) ₄ (OH) ₈ ·4H ₂ O	tricl	2.9	5.3	1.70	1.73	1.75
Ullmannite	NiSbS	cub	6.65	5.3			
Uraninite	UO ₂	cub	11.0	5.5			
Uvarovite	Ca ₃ Cr ₂ Si ₃ O ₁₂	cub	3.83	6.8	1.865		
Valentinite	Sb ₂ O ₃	orth	5.7	2.8	2.18	2.35	2.35
Vanadinite	Pb ₅ (VO ₄) ₃ Cl	hex	6.8	2.9	2.350	2.416	
Variseite-Strengite	(Al,Fe)(PO ₄) ₃ ·2H ₂ O	rhomb	2.72	4	1.635	1.654	1.668
Vaterite	CaCO ₃	hex	2.71		1.550	1.645	
Vermiculite	(Mg,Ca) _{0.7} (Mg,Fe,Al) ₆ [(Al,Si) ₈ O ₂₀](OH) ₄ ·8H ₂ O	monocl	2.3	1.5	1.542	1.556	1.556
Vesuvianite	Ca ₁₀ (Mg,Fe) ₂ Al ₄ (Si ₂ O ₇) ₂ (SiO ₄) ₅ (OH,F) ₄	tetr	3.33	6.5	1.72	1.73	
Villiaumite	NaF	cub	2.78	2.3	1.327		
Vivianite	Fe ₃ (PO ₄) ₂ ·8H ₂ O	monocl	2.58	1.8	1.598	1.629	1.652
Wagnerite	Mg ₂ (PO ₄)F	monocl	3.15	5.3	1.568	1.572	1.582
Wavellite	Al ₃ (OH) ₃ (PO ₄) ₂ ·5H ₂ O	rhomb	2.36	3.6	1.527	1.535	1.553
Whewellite	CaC ₂ O ₄ ·H ₂ O	cub	2.2	2.8	1.491	1.554	1.650
Willemite	Zn ₂ SiO ₄	hex	4.1	5.5	1.691	1.719	
Witherite	BaCO ₃	orth	4.29	3.5	1.529	1.676	1.677
Wolframite	(Fe,Mn)WO ₄	monocl	7.3	4.3	2.26	2.32	2.42
Wollastonite	CaSiO ₃	monocl	2.92	4.8	1.628	1.639	1.642
Wulfenite	PbMoO ₄	tetr	6.7	2.9	2.283	2.403	
Wurtzite	ZnS	hex	4.09	3.8	2.356	2.378	
Xenotime	YPO ₄	tetr	4.8	4.5	1.721	1.816	
Zeunerite	Cu(UO ₂) ₂ (AsO ₄) ₂ ·10H ₂ O	tetr			1.606		
Zincite	ZnO	hex	5.6	4	2.013	2.029	
Zircon	ZrSiO ₄	tetr	4.6	7.5	1.94	1.99	
Zoisite	Ca ₂ Al ₃ Si ₃ O ₁₂ (OH)	rhomb	3.26	6	1.695	1.699	1.711

CRYSTALLOGRAPHIC DATA ON MINERALS

This table contains x-ray crystallographic data on about 400 common minerals, as well as selected crystalline elements. Entries are arranged alphabetically by mineral name. The columns are:

Name: Common name of the mineral.

Formula: Chemical formula for a typical sample of the mineral.

Composition often varies considerably with the origin of the sample.

Crystal system: tricl = triclinic; monocl = monoclinic; orth = orthorhombic; tetr = tetragonal; hex = hexagonal; rhomb = rhombohedral; cubic = cubic.

Structure type: Prototype for the structural arrangement of the crystallographic cell.

Z: Number of formula units per the unit cell.

a, b, c: Lengths of the cell edges in Å (1 Å = 10⁻⁸ cm).

α, β, γ : Angles between cell axes.

References

1. Robie, R.A., Bethke, P.M., and Beardsley, K.M., *U. S. Geological Survey Bulletin 1248*, U. S. Government Printing Office, Washington, D.C.
2. Donnay, J.D.H., and Ondik, H.M., *Crystal Data Determinative Tables, Third Edition, Volume 2, Inorganic Compounds*, Joint Committee on Powder Diffraction Standards, Swarthmore, PA, 1973.
3. Deer, W.A., Howie, R.A., and Zussman, J., *An Introduction to the Rock-Forming Minerals, 2nd Edition*, Longman Scientific & Technical, Harlow, Essex, 1992.

Name	Formula	Crystal system	Structure type	Z	a/Å	b/Å	c/Å	α	β	γ
Acanthite	Ag ₂ S	monocl		4	4.228	6.928	7.862		99.58°	
Acmite (Aegirine)	NaFe(SiO ₃) ₂	monocl	diopside	4	9.658	8.795	5.294		107.42°	
Akermanite	Ca ₂ MgSi ₂ O ₇	tetr	melilite	2	7.8435		5.010			
Alabandite	MnS	cubic	rock salt	4	5.223					
Almandine (Almandite)	Fe ₃ Al ₂ Si ₃ O ₁₂	cubic	garnet	8	11.526					
Altaite	PbTe	cubic	rock salt	4	6.4606					
Aluminum	Al	cubic	copper	4	4.049					
Alunite	KAl ₃ (SO ₄) ₂ (OH) ₆	rhomb		3	6.982		17.32			
Analcite	NaAlSi ₂ O ₆ ·H ₂ O	cubic		16	13.733					
Anatase	TiO ₂	tetr		4	3.785		9.514			
Andalusite	Al ₂ OSiO ₄	orth		4	7.7959	7.8983	5.5583			
Andradite	Ca ₃ Fe ₂ Si ₃ O ₁₂	cubic	garnet	8	12.048					
Anglesite	PbSO ₄	orth	barite	4	8.480	5.398	6.958			
Anhydrite	CaSO ₄	orth	anhydrite	4	6.991	6.996	6.238			
Annite	KFe ₃ [AlSi ₃ O ₁₀](OH) ₂	monocl	1M mica	2	10.29	9.33	5.39		105.1°	
Anorthite	CaAl ₂ Si ₂ O ₈	tricl	primitive cell	8	8.177	12.877	14.169	93.17°	115.85°	91.22°
Anthophyllite	Mg ₇ Si ₈ O ₂₂ (OH) ₂	orth		4	18.61	18.01	5.24			
Antimony	Sb	rhomb	arsenic	6	4.2996		11.2516			
Aragonite	CaCO ₃	orth	aragonite	4	5.741	7.968	4.959			
Arcanite	K ₂ SO ₄	orth	arcanite	4	5.772	10.072	7.483			
Argentite	Ag ₂ S	cubic		2	4.870					
Argentopyrite	AgFe ₂ S ₃	orth		4	6.64	11.47	6.45			
Arsenic	As	rhomb	arsenic	6	3.760		10.555			
Arsenolite	As ₂ O ₃	cubic	diamond	16	11.074					
Arsenopyrite	FeAsS	tricl		4	5.760	5.690	5.785	90.00°	112.23°	90.00°
Azurite	Cu ₃ (OH) ₂ (CO ₃) ₂	monocl		2	5.008	5.844	10.336		92.45°	
Baddeleyite	ZrO ₂	monocl	baddeleyite	4	5.1454	5.2075	5.3107		99.23°	
Banalsite	BaNa ₂ Al ₄ Si ₄ O ₁₆	orth		4	8.50	9.97	16.72			
Barite	BaSO ₄	orth	barite	4	8.878	5.450	7.152			
Berlinite	AlPO ₄	hex	α-quartz	3	4.942		10.97			
Beryl	Be ₃ Al ₂ (SiO ₃) ₆	hex	beryl	2	9.215		9.192			
Berzelianite	Cu ₂ Se	cubic		4	5.85					
Bismite	Bi ₂ O ₃	monocl	pseudo-orth	4	7.48	8.14	5.83		112.9°	
Bismuth	Bi	rhomb	arsenic	6	4.5367		11.8383			
Bismuthinite	Bi ₂ S ₃	orth	stibnite	4	11.150	11.300	3.981			
Bixbyite	Mn ₂ O ₃	cubic	thallium trioxide	16	9.411					
Boehmite	AlO(OH)	orth	lepidocrocite	4	2.868	12.227	3.700			
Borax	Na ₂ B ₄ O ₇ ·10H ₂ O	monocl		4	11.858	10.674	12.197		106.68°	

Name	Formula	Crystal system	Structure type	Z	<i>a</i> /Å	<i>b</i> /Å	<i>c</i> /Å	α	β	γ
Bornite (metastable)	Cu ₅ FeS ₄	cubic		8	10.94					
Breithauptite	NiSb	hex	niccolite	2	3.942		5.155			
Brochantite	Cu ₄ SO ₄ (OH) ₆	monocl		4	13.066	9.85	6.022		103.27°	
Bromargyrite	AgBr	cubic	rock salt	4	5.7745					
Bromellite	BeO	hex	zincite	2	2.6979		4.3772			
Brookite	TiO ₂	orth		8	5.456	9.182	5.143			
Brucite	Mg(OH) ₂	hex	cadmium iodide	1	3.147		4.769			
Bunsenite	NiO	cubic	rock salt	4	4.177					
Bustamite	CaMn(SiO ₃) ₂	tricl		6	7.736	7.157	13.824	90.52°	94.58°	103.87°
Cadmium telluride	CdTe	cubic	sphalerite	4	6.4805					
Cadmoselite	CdSe	hex	zincite	2	4.2977		7.0021			
Calcite	CaCO ₃	rhomb	calcite	6	4.9899		17.064			
Calomel	Hg ₂ Cl ₂	tetr		4	4.478		10.910			
Carbonate-apatite	Ca ₁₀ (PO ₄) ₆ CO ₃ ·H ₂ O	hex	apatite	1	9.436		6.883			
Cassiterite	SnO ₂	tetr	rutile	2	4.738		3.188			
Cattierite	CoS ₂	cubic	pyrite	4	5.5345					
Celestite	SrSO ₄	orth	barite	4	8.359	5.352	6.866			
Celsian	BaAl ₂ Si ₂ O ₈	monocl		8	8.627	13.045	14.408		115.20°	
Cerianite	CeO ₂	cubic	fluorite	4	5.4110					
Cerussite	PbCO ₃	orth	aragonite	4	6.152	8.436	5.195			
Cervantite	Sb ₂ O ₄	orth		4	5.424	11.76	4.804			
Chalcanthite	CuSO ₄ ·5H ₂ O	tricl		2	6.1045	10.72	5.949	97.57°	107.28°	77.43°
Chalcocite	Cu ₂ S	orth		96	11.881	27.323	13.491			
Chalcopyrite	CuFeS ₂	tetr		4	5.2988		10.434			
Chlorapatite	Ca ₅ (PO ₄) ₃ Cl	hex	apatite	2	9.629		6.777			
Chlorargyrite	AgCl	cubic	rock salt	4	5.5491					
Chloritoid	FeAl ₄ O ₂ (SiO ₄) ₂ (OH) ₄	monocl		8	9.48	5.48	18.18		101.77°	
Chloromagnesite	MgCl ₂	rhomb		3	3.632		17.795			
Chondrodite	2Mg ₂ SiO ₄ ·MgF ₂	monocl		2	7.89	4.743	10.29		109.03°	
Chrysoberyl	BeAl ₂ O ₄	orth	olivine	4	5.4756	9.4041	4.4267			
Cinnabar	HgS	hex	cinnabar	3	4.149		9.495			
Claudetite	As ₂ O ₃	monocl		4	5.339	12.984	4.5405		94.27°	
Clausthalite	PbSe	cubic	rock salt	4	6.1255					
Clinoenstatite	MgSiO ₃	monocl		8	9.620	8.825	5.188		108.33°	
Clinoferrosilite	FeSiO ₃	monocl		8	9.7085	9.0872	5.2284		108.43°	
Clinohumite	4Mg ₂ SiO ₄ ·MgF ₂	monocl		2	13.68	4.75	10.27		100.83°	
Clinzoisite	Ca ₂ Al ₃ (SiO ₄) ₃ OH	monocl		2	8.887	5.581	10.14		115.93°	
Cobalt olivine	Co ₂ SiO ₄	orth	olivine	4	4.782	10.301	6.003			
Cobalt oxide	CoO	cubic	rock salt	4	4.260					
Cobalt sulfide	CoS	cubic	sphalerite	4	5.339					
Cobalt titanate	CoTiO ₃	rhomb	ilmenite	6	5.066		13.918			
Cobaltcalcite	CoCO ₃	rhomb	calcite	6	4.6581		14.958			
Cobaltite	CoAsS	cubic	NiSbS	4	5.60					
Coesite	SiO ₂	monocl		16	7.152	12.379	7.152		120.00°	
Coffinite	USiO ₄	tetr	zircon	4	6.995		6.263			
Colemanite	Ca ₂ B ₆ O ₁₁ ·5H ₂ O	monocl		4	8.743	11.264	6.102		110.12°	
Coloradoite	HgTe	cubic	sphalerite	4	6.4600					
Cooperite	PtS	tetr		2	3.4699		6.1098			
Copper	Cu	cubic	face-centered cubic	4	3.6150					
Corundum	Al ₂ O ₃	rhomb	corundum	6	4.7591		12.9894			
Cotunnite	PbCl ₂	orth		4	4.535	7.62	9.05			
Covellite	CuS	hex		6	3.792		16.34			
Cristobalite (α)	SiO ₂	tetr		4	4.971		6.918			
Cristobalite (β)	SiO ₂	cubic		8	7.1382					
Cryolite	Na ₃ AlF ₆	monocl		2	5.40	5.60	7.776		90.18°	
Cubanite	CuFe ₂ S ₃	orth		4	6.46	11.12	6.23			
Cummingtonite	(Mg,Fe,Mn) ₇ (Si ₄ O ₁₁) ₂ (OH) ₂	monocl	tremolite	2	9.522	18.223	5.332		101.92°	
Cuprite	Cu ₂ O	cubic		2	4.2696					
Danburite	CaB ₂ Si ₂ O ₈	orth		4	8.04	8.77	7.74			

Name	Formula	Crystal system	Structure type	Z	<i>a</i> /Å	<i>b</i> /Å	<i>c</i> /Å	α	β	γ
Datolite	CaBSiO ₄ (OH)	monocl		4	9.62	7.60	4.84		90.15°	
Daubreite	FeCr ₂ S ₄	cubic	spinel	8	9.966					
Diamond	C	cubic	diamond	8	3.5670					
Diaspore	AlO(OH)	orth		4	4.401	9.421	2.845			
Dickite	Al ₂ Si ₂ O ₅ (OH) ₄	monocl		4	5.150	8.940	14.736		103.58°	
Digenite	Cu _{1.79} S	cubic	deformed fluorite	4	5.5695					
Diopside	CaMg(SiO ₃) ₂	monocl	diopside	4	9.743	8.923	5.251		105.93°	
Diopside	CuSiO ₂ (OH) ₂	rhomb	phenacite	18	14.61		7.80			
Dolerophanite	Cu ₂ O(SO ₄)	monocl		4	8.334	6.312	7.628		108.4°	
Dolomite	CaMg(CO ₃) ₂	rhomb	calcite	3	4.8079		16.010			
Dravite	NaMg ₃ Al ₆ B ₃ Si ₆ O ₂₇ (OH) ₄	rhomb	tourmaline	3	15.942		7.224			
Elbaite	NaLiAl _{1.67} B ₃ Si ₆ O ₂₇ (OH) ₄	rhomb	tourmaline	3	15.842		7.009			
Enargite	Cu ₃ AsS ₄	orth		2	6.426	7.422	6.144			
Enstatite	MgSiO ₃	orth		16	8.829	18.22	5.192			
Epidote	Ca ₂ Al ₂ (Al,Fe)OH(SiO ₄) ₃	monocl		2	8.89	5.63	10.19		115.40°	
Epsomite	MgSO ₄ ·7H ₂ O	orth		4	11.86	11.99	6.858			
Eskolaite	Cr ₂ O ₃	rhomb	corundum	6	4.9607		13.599			
Eucairite	AgCuSe	orth		10	4.105	20.35	6.31			
Euclase	AlBeSiO ₄ (OH)	monocl		4	4.763	14.29	4.618		100.25°	
Famatimitite	Cu ₃ SbS ₄	tetr		2	5.384		10.770			
Fayalite	Fe ₂ SiO ₄	orth	olivine	4	4.817	10.477	6.105			
Fe-Cordierite	Fe ₂ Al ₃ (AlSi ₅ O ₁₈)	orth	cordierite	4	9.726	17.065	9.287			
Fe-Gehlenite	Ca ₂ Fe ₂ SiO ₇	tetr	melilite	2	7.54		4.855			
Fe-Indialite	Fe ₂ Al ₃ (AlSi ₅ O ₁₈)	hex	beryl	2	9.860		9.285			
Fe-Leucite	KFeSi ₂ O ₆	tetr		16	13.205		13.970			
Fe-Microcline	KFeSi ₃ O ₈	tricl		4	8.68	13.10	7.340	90.75°	116.05°	86.23°
Fe-Sanidine	KFeSi ₃ O ₈	monocl		4	8.689	13.12	7.319		116.10°	
Fe-Skutterudite	FeAs _{2.95}	cubic		8	8.1814					
Ferberite	FeWO ₄	monocl	wolframite	2	4.732	5.708	4.965		90.00°	
Ferriannite	KFe ₃ [FeSi ₃ O ₁₀](OH) ₂	monocl		2	5.430	9.404	10.341		100.07°	
Ferroselite	FeSe ₂	orth	marcasite	2	4.801	5.778	3.587			
Ferrotremolite	Ca ₂ Fe ₂ [Si ₈ O ₂₂](OH) ₂	monocl	tremolite	2	9.97	18.34	5.30		104.50°	
Fluor-edenite	NaCa ₂ Mg ₅ [AlSi ₇ O ₂₂]F ₂	monocl	tremolite	2	9.847	18.00	5.282		104.83°	
Fluor-humite	3Mg ₂ SiO ₄ ·MgF ₂	orth		4	10.243	20.72	4.735			
Fluor-norbergite	Mg ₂ SiO ₄ ·MgF ₂	orth		4	8.727	10.271	4.709			
Fluor-phlogopite	KMg ₃ [AlSi ₃ O ₁₀]F ₂	monocl	1M mica	2	5.299	9.188	10.135		99.92°	
Fluor-richterite	Na ₂ CaMg ₅ [Si ₈ O ₂₂]F ₂	monocl	tremolite	2	9.823	17.96	5.268		104.33°	
Fluor-tremolite	Ca ₂ Mg ₅ [Si ₈ O ₂₂]F ₂	monocl	tremolite	2	9.781	18.01	5.267		104.52°	
Fluorapatite	Ca ₅ (PO ₄) ₃ F	hex	apatite	2	9.3684		6.8841			
Fluorite	CaF ₂	cubic	fluorite	4	5.4638					
Forsterite	Mg ₂ SiO ₄	orth	olivine	4	4.758	10.214	5.984			
Frobergite	FeTe ₂	orth	marcasite	2	5.265	6.265	3.869			
Gahnite	ZnAl ₂ O ₄	cubic	spinel	8	8.0848					
Galaxite	MnAl ₂ O ₄	cubic	spinel	8	8.258					
Galena	PbS	cubic	rock salt	4	5.9360					
Gallium oxide	Ga ₂ O ₃	rhomb	corundum	6	4.9793		13.429			
Gehlenite	Ca ₂ Al ₂ SiO ₇	tetr	melilite	2	7.690		5.0675			
Geikielite	MgTiO ₃	rhomb	ilmenite	6	5.054		13.898			
Gerhardite	Cu ₂ (NO ₃)(OH) ₃	orth		4	6.075	13.812	5.592			
Gersdorffite	NiAsS	cubic		4	5.693					
Gibbsite	Al(OH) ₃	monocl		8	9.719	5.0705	8.6412		94.57°	
Glauchroite	CaMnSiO ₄	orth	olivine	4	4.944	11.19	6.529			
Glauco-dot	(Co,Fe)AsS	orth		24	6.64	28.39	5.64			
Glauco-phane I	Na ₂ Mg ₂ Al ₂ [Si ₈ O ₂₂](OH) ₂	monocl	tremolite	2	9.748	17.915	5.273		102.78°	
Glauco-phane II	Na ₂ Mg ₂ Al ₂ [Si ₈ O ₂₂](OH) ₂	monocl	tremolite	2	9.663	17.696	5.277		103.67°	
Goethite	FeO(OH)	orth		4	4.596	9.957	3.021			
Gold	Au	cubic	face-centered cubic	4	4.0786					
Goldmanite	Ca ₃ V ₂ Si ₃ O ₁₂	cubic	garnet	8	12.070					
Goslarite	ZnSO ₄ ·7H ₂ O	orth	epsomite	4	11.779	12.050	6.822			

Name	Formula	Crystal system	Structure type	Z	<i>a</i> /Å	<i>b</i> /Å	<i>c</i> /Å	α	β	γ
Graphite	C	hex	graphite	4	2.4612		6.7079			
Greenockite	CdS	hex	zincite	2	4.1354		6.7120			
Greigite	Fe ₃ S ₄	cubic	spinel	8	9.876					
Grossularite	Ca ₃ Al ₂ Si ₃ O ₁₂	cubic	garnet	8	11.851					
Grunerite	Fe ₇ [Si ₈ O ₂₂](OH) ₂	monocl	tremolite	2	9.572	18.44	5.342		101.77°	
Gudmundite	FeSbS	monocl		8	10.00	5.93	6.73		90.00°	
Gypsum	CaSO ₄ ·2H ₂ O	monocl		4	5.68	15.18	6.29		113.83°	
Hafnia	HfO ₂	monocl	baddeleyite	4	5.1156	5.1722	5.2948		99.18°	
Halite	NaCl	cubic	rock salt	4	5.6402					
Hambegite	Be ₂ (OH,F)BO ₃	orth		8	9.755	12.201	4.426			
Hardystonite	Ca ₂ ZnSi ₂ O ₇	tetr	melilite	2	7.87		5.01			
Hauerite	MnS ₂	cubic	pyrite	4	6.1014					
Hausmannite	Mn ₃ O ₄	tetr		8	8.136		9.422			
Hawleyite	CdS	cubic	sphalerite	4	5.833					
Heazlewoodite	Ni ₃ S ₂	rhomb		3	5.746		7.134			
Hedenbergite	CaFe(SiO ₃) ₂	monocl	diopside	4	9.854	9.024	5.263		104.23°	
Hematite	Fe ₂ O ₃	rhomb	corundum	6	5.025		13.735			
Hemimorphite	Zn ₄ (OH) ₂ Si ₂ O ₇ ·H ₂ O	orth		2	8.370	10.719	5.120			
Hercynite	Fe(AlO ₂) ₂	cubic	spinel	8	8.150					
Herzenbergite	SnS	orth	germanium sulfide	4	4.328	11.190	3.978			
Hessite	Ag ₂ Te	monocl		4	8.13	4.48	8.09		111.9°	
Hexahydrate	MgSO ₄ ·6H ₂ O	monocl		8	10.110	7.212	24.41		98.30°	
High albite (Analbite)	NaAlSi ₃ O ₈	tricl		4	8.160	12.870	7.106	93.54°	116.36°	90.19°
High argentite	Ag ₂ S	cubic		4	6.269					
High bornite	Cu ₅ FeS ₄	cubic		1	5.50					
High carnegite	NaAlSiO ₄	cubic		4	7.325					
High chalcocite	Cu ₂ S	hex		2	3.961		6.722			
High clinostatite	MgSiO ₃	tricl		8	10.000	8.934	5.170	88.27°	70.03°	91.01°
High digenite	Cu ₂ S	cubic		4	5.725					
High germania	GeO ₂	hex	α -quartz	3	4.987		5.652			
High leucite	KAlSi ₂ O ₆	cubic		16	13.43					
High naumanite	Ag ₂ Se	cubic		2	4.993					
High sanidine	KAlSi ₃ O ₈	monocl		4	8.615	13.031	7.177		115.98°	
Huebnerite	MnWO ₄	monocl	wolframite	2	4.834	5.758	4.999		91.18°	
Huntite	Mg ₃ Ca(CO ₃) ₄	rhomb	calcite	3	9.498		7.816			
Hydroxylapatite	Ca ₅ (PO ₄) ₃ OH	hex	apatite	2	9.418		6.883			
Ice	H ₂ O	hex		4	4.5212		7.3666			
Ilmenite	FeTiO ₃	rhomb	ilmenite	6	5.093		14.055			
Indialite (Cordierite)	Mg ₂ Al ₃ (AlSi ₅ O ₁₈)	hex	beryl	2	9.7698		9.3517			
Iodargyrite	AgI	hex	zincite	2	4.5955		7.5005			
Iron (α)	Fe	cubic	body-centered cubic	2	2.8664					
Jacobsite	MnFe ₂ O ₄	cubic	spinel	8	8.499					
Jadeite	NaAl(SiO ₃) ₂	monocl	diopside	4	9.409	8.564	5.220		107.50°	
Jalpaite	Ag _{1.55} Cu _{0.45} S	tetr		16	8.673		11.756			
Johannsenite	CaMn(SiO ₃) ₂	monocl	diopside	4	9.83	9.04	5.27		105.00°	
Kaliophilite	KAlSiO ₄	hex		54	26.930		8.522			
Kalsilite	KAlSiO ₄	hex		2	5.1597		8.7032			
Kaolinite	Al ₂ Si ₂ O ₅ (OH) ₄	tricl		2	5.155	8.959	7.407	91.68°	104.87°	89.93°
Karelianite	V ₂ O ₃	rhomb	corundum	6	4.952		14.002			
Keatite	SiO ₂	tetr		12	7.456		8.604			
Kernite	Na ₂ B ₄ O ₇ ·4H ₂ O	monocl		4	7.022	9.151	15.676		108.83°	
Kerschsteinite	CaFeSiO ₄	orth	olivine	4	4.886	11.146	6.434			
Klockmannite	CuSe	hex	deformed covellite	78	14.206		17.25			
Knebelite	MnFeSiO ₄	orth	olivine	4	4.854	10.602	6.162			
Kyanite	Al ₂ OSiO ₄	tricl		4	7.123	7.848	5.564	89.92°	101.25°	105.97°
Larnite	Ca ₂ SiO ₄	monocl		4	5.48	6.76	9.28		94.55°	
Laurite	RuS ₂	cubic	pyrite	4	5.60					

Name	Formula	Crystal system	Structure type	Z	a/Å	b/Å	c/Å	α	β	γ
Lawrencite	FeCl ₂	rhomb		3	3.593		17.58			
Lawsonite	CaAl ₂ Si ₂ O ₇ (OH) ₂ ·H ₂ O	orth		4	8.787	5.836	13.123			
Lead	Pb	cubic	face-centered cubic	4	4.9505					
Leonhardtite	MgSO ₄ ·4H ₂ O	monocl		4	5.922	13.604	7.905		90.85°	
Lepidocrocite	FeO(OH)	orth		4	3.868	12.525	3.066			
Lepidolite	K ₂ Al ₃ Li ₃ AlSi ₇ O ₂₀ (OH) ₄	monocl	2M2 mica	2	9.2	5.3	20.0		98.00°	
Leucite	KAlSi ₂ O ₆	tetr		16	13.074		13.738			
Lime	CaO	cubic	rock salt	4	4.8108					
Lime olivine	Ca ₂ SiO ₄	orth	olivine	4	5.091	11.371	6.782			
Linnaeite	Co ₃ S ₄	cubic	spinel	8	9.401					
Litharge	PbO	tetr		2	3.9759		5.023			
Loellingite	FeAs ₂	orth	marcasite	2	5.300	5.981	2.882			
Low albite	NaAlSi ₃ O ₈	tricl		4	8.139	12.788	7.160	94.27°	116.57°	87.68°
Low bornite	Cu ₅ FeS ₄	tetr		16	10.94		21.88			
Low cordierite	Mg ₂ Al ₃ (AlSi ₅ O ₁₈)	orth		4	9.721	17.062	9.339			
Low germania	GeO ₂	tetr	rutile	2	4.3963		2.8626			
Low nepheline	NaAlSiO ₄	hex		8	9.986		8.330			
Luzonite	Cu ₃ AsS ₄	tetr		2	5.289		10.440			
Mackinawite	FeS	tetr		2	3.675		5.030			
Magnesioriebeckite	Na ₂ Mg ₃ Fe ₂ [Si ₈ O ₂₂](OH) ₂	monocl	tremolite	2	9.733	17.946	5.299		103.30°	
Magnesite	MgCO ₃	rhomb	calcite	6	4.6330		15.016			
Magnetite	Fe ₃ O ₄	cubic	spinel	8	8.3940					
Malachite	Cu ₂ (OH) ₂ CO ₃	monocl		4	9.502	11.974	3.240		98.75°	
Maldonite	Au ₂ Bi	cubic		8	7.958					
Manganese sulfide (γ)	MnS	hex	zincite	2	3.976		6.432			
Manganese sulfide (β)	MnS	cubic	sphalerite	4	5.611					
Manganosite	MnO	cubic	rock salt	4	4.4448					
Marcasite	FeS ₂	orth	marcasite	2	4.443	5.423	3.3876			
Margarite	CaAl ₂ [AlSi ₂ O ₁₀](OH) ₂	monocl	2M mica	4	5.13	8.92	19.50		95.00°	
Marialite	Na ₄ Al ₃ Si ₉ O ₂₄ Cl	tetr		2	12.064		7.514			
Marshite	CuI	cubic	sphalerite	4	6.0507					
Mascagnite	(NH ₄) ₂ SO ₄	orth	arcanite	4	7.782	5.993	10.636			
Massicot	PbO	orth		4	5.489	4.755	5.891			
Matlockite	PbClF	tetr		2	4.106		7.23			
Maucherite	Ni ₁₁ As ₈	tetr		4	6.870		21.81			
Meionite	Ca ₄ Al ₆ Si ₆ O ₂₄ CO ₃	tetr		2	12.174		7.652			
Melanophlogite	SiO ₂	cubic	clathrate type	46	13.402					
Melanterite	FeSO ₄ ·7H ₂ O	monocl		4	14.072	6.503	11.041		105.57°	
Melonite	NiTe ₂	hex	cadmium iodide	1	3.869		5.308			
Metacinnabar	HgS	cubic	sphalerite	4	5.8517					
Miargyrite	AgSbS ₂	monocl		8	12.862	4.111	13.220		98.63°	
Microcline	KAlSi ₃ O ₈	tricl		4	8.582	12.964	7.222	90.62°	115.92°	87.68°
Miersite	AgI	cubic	sphalerite	4	6.4963					
Millerite	NiS	rhomb		9	9.616		3.152			
Minium	Pb ₃ O ₄	tetr		4	8.815		6.565			
Minnesotaite	Fe ₃ Si ₄ O ₁₀ (OH) ₂	monocl		4	5.4	9.42	19.4		100.00°	
Mirabilite	Na ₂ SO ₄ ·10H ₂ O	monocl		4	11.51	10.38	12.83		107.75°	
Mn-Indialite	Mn ₂ Al ₃ (AlSi ₅ O ₁₈)	hex	beryl	2	9.925		9.297			
Molybdenite	MoS ₂	hex	molybdenite	2	3.1604		12.295			
Molybdenum	Mo	cubic		2	3.1653					
Molybdite	MoO ₃	orth		4	3.962	13.858	3.697			
Monteponite	CdO	cubic	rock salt	4	4.6953					
Monticellite	CaMgSiO ₄	orth	olivine	4	4.827	11.084	6.376			
Montroydite	HgO	orth		4	6.608	5.518	3.519			
Mullite (2:1)	2Al ₂ O ₃ ·SiO ₂	orth		6	7.5788	7.6909	2.8883			
Mullite (3:2)	3Al ₂ O ₃ ·2SiO ₂	orth		3	7.557	7.6876	2.8842			
Muscovite	KAl ₂ AlSi ₅ O ₁₀ (OH) ₂	monocl	2M2 mica	4	5.203	8.995	20.030		94.47°	

Name	Formula	Crystal system	Structure type	Z	<i>a</i> /Å	<i>b</i> /Å	<i>c</i> /Å	α	β	γ
Nacrite	Al ₂ Si ₂ O ₅ (OH) ₄	monocl		4	8.909	5.146	15.697		113.70°	
Nantokite	CuCl	cubic	sphalerite	4	5.416					
Natroalunite	NaAl ₃ (SO ₄) ₂ (OH) ₆	rhomb		3	6.974		16.69			
Natrolite	Na ₂ Al ₂ Si ₃ O ₁₀ ·2H ₂ O	orth		8	18.30	18.63	6.60			
Neighborite	NaMgF ₃	orth	perovskite	4	5.363	7.676	5.503			
Ni-Skutterudite	NiAs _{2.95}	cubic		8	8.3300					
Niccolite	NiAs	hex	niccolite	2	3.618		5.034			
Nickel	Ni	cubic	face-centered cubic	4	3.5238					
Nickel carbonate	NiCO ₃	rhomb	calcite	6	4.5975		14.723			
Nickel olivine	Ni ₂ SiO ₄	orth	olivine	4	4.727	10.121	5.915			
Nickel selenide	NiSe ₂	cubic	pyrite	4	5.9604					
Niter	KNO ₃	orth	aragonite	4	6.431	9.164	5.414			
Norsethite	BaMg(CO ₃) ₂	rhomb	calcite	3	5.020		16.75			
Oldhamite	CaS	cubic	rock salt	4	5.689					
Orpiment	As ₂ S ₃	monocl		4	11.49	9.59	4.25		90.45°	
Orthoclase	KAlSi ₃ O ₈	monocl		4	8.562	12.996	7.193		116.02°	
Orthoferrosilite	FeSiO ₃	orth	enstatite	16	9.080	18.431	5.238			
Otavite	CdCO ₃	rhomb	calcite	6	4.9204		16.298			
Paracelsian	BaAl ₂ Si ₂ O ₈	monocl		4	8.58	9.583	9.08		90.00°	
Paragonite	NaAl ₂ AlSi ₃ O ₁₀ (OH) ₂	monocl	2M1 mica	4	5.13	8.89	19.32		95.17°	
Pararammelsbergite	NiAs ₂	orth		8	5.75	5.82	11.428			
Paratellurite	TeO ₂	tetr		4	4.810		7.613			
Parawollastonite	CaSiO ₃	monocl		12	15.417	7.321	7.066		95.40°	
Pectolite	Ca ₂ NaH(SiO ₃) ₃	tricl		2	7.99	7.04	7.02	90.05°	95.27°	102.47°
Pentlandite	Fe _{5.25} Ni _{3.75} S ₈	cubic		4	10.196					
Pentlandite	Fe _{4.75} Ni _{5.25} S ₈	cubic		4	10.095					
Periclase	MgO	cubic	rock salt	4	4.2117					
Perovskite	CaTiO ₃	orth	perovskite	4	5.3670	7.6438	5.4439			
Petalite	LiAlSi ₄ O ₁₀	monocl		2	11.32	5.14	7.62		105.90°	
Petzite	Ag ₃ AuTe ₂	cubic		8	10.38					
Phenacite	Be ₂ SiO ₄	rhomb	phenacite	18	12.472		8.252			
Phlogopite	KMg ₃ AlSi ₃ O ₁₀ (OH) ₂	monocl	1M mica	2	5.326	9.210	10.311		100.17°	
Picrochromite	MgCr ₂ O ₄	cubic	spinel	8	8.333					
Piemontite	Ca ₂ Al _{1.5} Mn _{1.5} (SiO ₄) ₃ OH	monocl		2	8.95	5.70	9.41		115.70°	
Platinum	Pt	cubic	face-centered cubic	4	3.9231					
Polymidite	Ni ₃ S ₄	cubic	spinel	8	9.480					
Portlandite	Ca(OH) ₂	hex	cadmium iodide	1	3.5933		4.9086			
Powellite	CaMoO ₄	tetr	scheelite	4	5.226		11.43			
Protoenstatite	MgSiO ₃	orth		8	9.25	8.74	5.32			
Proustite	Ag ₃ AsS ₃	rhomb		6	10.816		8.6948			
Pseudowollastonite	CaSiO ₃	tricl		24	6.90	11.78	19.65	90.00°	90.80°	90.00°
Pyrargyrite	Ag ₃ SbS ₃	rhomb		6	11.052		8.7177			
Pyrite	FeS ₂	cubic	pyrite	4	5.4175					
Pyrolusite	MnO ₂	tetr	rutile	2	4.388		2.865			
Pyrope	Mg ₃ Al ₂ Si ₃ O ₁₂	cubic	garnet	8	11.459					
Pyrophanite	MnTiO ₃	rhomb	ilmenite	6	5.155		14.18			
Pyrophyllite	Al ₂ Si ₄ O ₁₀ (OH) ₂	monocl	2M1 mica	4	5.14	8.90	18.55		99.92°	
Pyroxmangite	MnFe(SiO ₃) ₂	tricl		7	7.56	17.45	6.67	84.00°	94.30°	113.70°
Pyrrhotite	Fe _{0.980} S	hex	defect niccolite	2	3.446		5.848			
Pyrrhotite	Fe _{0.885} S	hex	defect niccolite	2	3.440		5.709			
Quartz (α)	SiO ₂	hex		3	4.9136		5.4051			
Quartz (β)	SiO ₂	hex		3	4.999		5.4592			
Rammelsbergite	NiAs ₂	orth	marcasite	2	4.757	5.797	3.542			
Realgar	AsS	monocl		16	9.29	13.53	6.57		106.55°	
Retgersite	NiSO ₄ ·4H ₂ O	tetr		4	6.782		18.28			
Rhodochrosite	MnCO ₃	rhomb	calcite	6	4.7771		15.664			

Name	Formula	Crystal system	Structure type	Z	<i>a</i> /Å	<i>b</i> /Å	<i>c</i> /Å	α	β	γ
Rhodonite	MnSiO ₃	tricl		10	7.682	11.818	6.707	92.36°	93.95°	105.66°
Riebeckite	Na ₂ Fe ₅ FSi ₈ O ₂₂ (OH) ₂	monocl	tremolite	2	9.729	18.065	5.334		103.31°	
Rutile	TiO ₂	tetr		2	4.5937		2.9618			
Safflorite	Co _{0.5} Fe _{0.5} As ₂	orth	marcasite	2	5.231	5.953	2.962			
Sanmartinite	ZnWO ₄	monocl	wolframite	2	4.691	5.720	4.925		89.36°	
Sapphirine	Mg ₂ Al ₄ O ₆ SiO ₄	monocl		8	9.96	28.60	9.85		110.5°	
Scacchite	MnCl ₂	rhomb		3	3.711		17.59			
Scheelite	CaWO ₄	tetr	scheelite	4	5.242		11.372			
Schorl	NaFe ₃ Al ₆ B ₃ Si ₆ O ₂₇ (OH) ₄	rhomb	tourmaline	3	16.032		7.149			
Selenium	Se	hex		3	4.3642		4.9588			
Selenolite	SeO ₂	tetr		8	8.35		5.05			
Sellaite	MgF ₂	tetr	rutile	2	4.621		3.050			
Senarmontite	Sb ₂ O ₃	cubic	arsenic trioxide	16	11.152					
Shandite	Ni ₃ Pb ₂ S ₂	rhomb		3	5.576		13.658			
Shortite	Na ₂ Ca ₂ (CO ₃) ₃	orth		2	4.961	11.03	7.12			
Siderite	FeCO ₃	rhomb	calcite	6	4.6887		15.373			
Silicon	Si	cubic	diamond	8	5.4305					
Sillimanite	Al ₂ OSiO ₄	orth		4	7.4843	7.6730	5.7711			
Silver	Ag	cubic	face-centered cubic	4	4.0862					
Silver telluride I	Ag ₂ Te	cubic		2	5.29					
Silver telluride II	Ag ₂ Te	cubic		4	6.585					
Smithsonite	ZnCO ₃	rhomb	calcite	6	4.6528		15.025			
Soda niter	NaNO ₃	rhomb	calcite	6	5.0696		16.829			
Sodium melilite	NaCaAlSi ₂ O ₇	tetr	melilite	2	8.511		4.809			
Sperrylite	PtAs ₂	cubic	pyrite	4	5.968					
Spessartite	Mn ₃ Al ₂ Si ₃ O ₁₂	cubic	garnet	8	11.621					
Sphalerite	ZnS	cubic	sphalerite	4	5.4093					
Sphene	CaTiSiO ₅	monocl		4	7.07	8.72	6.56		113.95°	
Spinel	MgAl ₂ O ₄	cubic	spinel	8	8.080					
Spodumene	LiAl(SiO ₃) ₂	monocl	diopside	4	9.451	8.387	5.208		110.07°	
Spodumene (β)	LiAl(SiO ₃) ₂	tetr		4	7.5332		9.1540			
Staurolite	Fe ₂ Al ₃ Si ₄ O ₂₂ (OH) ₂	monocl		2	7.90	16.65	5.63		90.00°	
Sternbergite	AgFe ₂ S ₃	orth		8	11.60	12.675	6.63			
Stibnite	Sb ₂ S ₃	orth	stibnite	4	11.229	11.310	3.8389			
Stilleite	ZnSe	cubic	sphalerite	4	5.6685					
Stishovite	SiO ₂	tetr	rutile	2	4.1790		2.6649			
Stolzite	PbWO ₄	tetr	scheelite	4	5.4616		12.046			
Stromeyerite	Ag _{0.93} Cu _{1.07} S	orth		4	4.066	6.628	7.972			
Strontianite	SrCO ₃	orth	aragonite	4	6.029	8.414	5.107			
Sulfur (monoclinic)	S	monocl	S8 ring molecules	48	11.04	10.98	10.92		96.73°	
Sulfur (orthorhombic)	S	orth	S8 ring molecules	128	10.4646	12.8660	24.4860			
Sulfur (rhombohedral)	S	rhomb	S6 ring molecules	18	10.818		4.280			
Sylvite	KCl	cubic	rock salt	4	6.2931					
Syngenite	K ₂ Ca(SO ₄) ₂ ·H ₂ O	monocl		2	9.775	7.156	6.251		104.00°	
Synthetic anorthite	CaAl ₂ Si ₂ O ₈	hex		2	5.10		14.72			
Synthetic anorthite	CaAl ₂ Si ₂ O ₈	orth		2	8.22	8.60	4.83			
Talc	Mg ₃ Si ₄ O ₁₀ (OH) ₂	monocl	2M1 mica	4	5.287	9.158	18.95		99.50°	
Tantalum	Ta	cubic	tungsten	2	3.3058					
Teallite	PbSnS ₂	orth	germanium sulfide	2	4.266	11.419	4.090			
Tellurite	TeO ₂	orth	tellurite	8	5.607	12.034	5.463			
Tellurium	Te	hex	selenium	3	4.4570		5.9290			
Tellurobismuthite	Bi ₂ Te ₃	rhomb		3	4.3835		30.487			
Tennantite	Cu ₁₂ As ₄ S ₁₃	cubic	tetrahedrite	2	10.190					
Tenorite	CuO	monocl		4	4.684	3.425	5.129		99.47°	
Tephroite	Mn ₂ SiO ₄	orth	olivine	4	4.871	10.636	6.232			

Name	Formula	Crystal system	Structure type	Z	a/Å	b/Å	c/Å	α	β	γ
Tetrahedrite	Cu ₁₂ Sb ₄ S ₁₃	cubic	tetrahedrite	2	10.327					
Thenardite	Na ₂ SO ₄	orth	thenardite	8	5.863	12.304	9.821			
Thorianite	ThO ₂	cubic	fluorite	4	5.5952					
Thorite	ThSiO ₄	tetr	zircon	4	7.143		6.327			
Tiemannite	HgSe	cubic	sphalerite	4	6.0853					
Tin	Sn	tetr		4	5.8315		3.1813			
Titanium	Ti	hex		2	2.953		4.729			
Titanium(III) oxide	Ti ₂ O ₃	rhomb	corundum	6	5.149		13.642			
Topaz	Al ₂ SiO ₄ (OH,F) ₂	orth		4	8.394	8.792	4.649			
Tremolite	Ca ₂ Mg ₅ Si ₈ O ₂₂ (OH) ₂	monocl	tremolite	2	9.840	18.052	5.275		104.70°	
Trevorite	NiFe ₂ O ₄	cubic	spinel	8	8.339					
Tridymite (β)	SiO ₂	hex		4	5.0463		8.2563			
Trogtalite	CoSe ₂	cubic	pyrite	4	5.8588					
Troilite	FeS	hex	niccolite	2	3.446		5.877			
Tschemmakite	CaAl ₂ SiO ₆	monocl	diopside	4	9.615	8.661	5.272		106.12°	
Tungsten	W	cubic		2	3.1653					
Tungstenite	WS ₂	hex	molybdenite	2	3.154		12.362			
Turquoise	CuAl ₆ (PO ₄) ₄ (OH) ₈ ·4H ₂ O	tricl		1	7.424	7.629	9.910	68.61°	69.71°	65.08°
Umangite	Cu ₃ Se ₂	tetr		2	6.402		4.276			
Uraninite	UO ₂	cubic	fluorite	4	5.4682					
Ureyite	NaCr(SiO ₃) ₂	monocl	diopside	4	9.550	8.712	5.273		107.44°	
Uvarovite	Ca ₃ Cr ₂ Si ₃ O ₁₂	cubic	garnet	8	11.999					
Uvite	CaMg ₄ Al ₃ B ₃ Si ₆ O ₂₇ (OH) ₄	rhomb	tourmaline	3	15.86		7.19			
Vaesite	NiS ₂	cubic	pyrite	4	5.6873					
Valentinite	Sb ₂ O ₃	orth	antimony trioxide	4	4.914	12.468	5.421			
Vanthoffite	MgSO ₄ ·3Na ₂ SO ₄	monocl		2	9.797	9.217	8.199		113.50°	
Vaterite	CaCO ₃	hex		6	7.135		8.524			
Villiaumite	NaF	cubic	rock salt	4	4.6342					
Violarite	FeNi ₂ S ₄	cubic	spinel	8	9.464					
Willemite	Zn ₂ SiO ₄	rhomb	phenacite	18	13.94		9.309			
Witherite	BaCO ₃	orth	aragonite	4	6.430	8.904	5.314			
Wolframite	Fe _{0.5} Mn _{0.5} WO ₄	monocl	wolframite	2	4.782	5.731	4.982		90.57°	
Wollastonite	CaSiO ₃	tricl		6	7.94	7.32	7.07	90.03°	95.37°	103.43°
Wulfenite	PbMoO ₄	tetr	scheelite	4	5.435		12.110			
Wurtzite	ZnS	hex	zincite	2	3.8230		6.2565			
Wustite	Fe _{0.953} O	cubic	defect rock salt	4	4.3088					
Xenotime	YPO ₄	tetr	zircon	4	6.885		5.982			
Zinc	Zn	hex	hexagonal close pack	2	2.665		4.947			
Zinc telluride	ZnTe	cubic	sphalerite	4	6.1020					
Zincite	ZnO	hex	zincite	2	3.2495		5.2069			
Zinkosite	ZnSO ₄	orth	barite	4	8.588	6.740	4.770			
Zircon	ZrSiO ₄	tetr	zircon	4	6.604		5.979			
Zoisite	Ca ₂ Al ₃ (SiO ₄) ₃ OH	orth		4	16.15	5.581	10.06			

VAPOR PRESSURE OF THE METALLIC ELEMENTS — DATA

The following values of the vapor pressure of metallic elements are given in pascals. For conversion, note that 1 Pa = 7.50 μmHg are calculated from the equations in the preceding table. All values = 9.87·10⁻⁶ atm.

Metal	mp/K	Vapor Pressure in Pa												
		400 K	600 K	800 K	1000 K	1200 K	1400 K	1600 K	1800 K	2000 K	2200 K	2400 K		
Aluminum	933			3.06×10 ⁻¹⁰	5.08×10 ⁻⁶	0.00256	0.218	6.10	81.4					
Americium	1449			3.88×10 ⁻⁷	0.00167	0.423	21.35							
Barium	1000		7.97×10 ⁻⁶	0.0450	7.11	162								
Beryllium	1560			3.04×10 ⁻¹⁰	4.96×10 ⁻⁶	0.00314	0.312	9.12	113					
Cadmium	594	0.000280	18.2											
Calcium	1115		2.36×10 ⁻⁵	0.146	25.5									
Cerium	1071				2.47×10 ⁻¹¹	8.91×10 ⁻⁸	2.97×10 ⁻⁵	0.00233	0.0691	1.04	9.56	60.8		
Cesium	302	0.394												
Chromium	2180				2.45×10 ⁻⁸	7.59×10 ⁻⁵	0.0239	1.80	52.1	774				
Cobalt	1768				2.09×10 ⁻¹⁰	1.00×10 ⁻⁶	0.000419	0.0379	1.15	16.0				
Copper	1358			6.60×10 ⁻¹¹	1.53×10 ⁻⁶	0.00122	0.135	3.94	54.4					
Curium	1618				1.90×10 ⁻⁹	4.24×10 ⁻⁶	0.00103	0.0629	1.17	12.1	82.1			
Dysprosium	1685			1.54×10 ⁻⁸	8.21×10 ⁻⁵	0.0241	1.362	27.5						
Erbium	1802			3.90×10 ⁻¹⁰	4.30×10 ⁻⁶	0.00205	0.163	4.23	52.5					
Europium	1095		1.74×10 ⁻⁵	0.109	19.4									
Gadolinium	1586				5.70×10 ⁻¹⁰	1.54×10 ⁻⁶	0.000429	0.0279	0.618	7.39	56.2			
Gallium	303			1.94×10 ⁻⁷	0.000565	0.114	4.98	84.4						
Gold	1337				3.72×10 ⁻⁸	5.44×10 ⁻⁵	0.00920	0.374	6.68	67.0				
Hafnium	2506						1.35×10 ⁻¹¹	9.81×10 ⁻⁹	1.63×10 ⁻⁶	9.69×10 ⁻⁵	0.00272	0.0437		
Holmium	1747			3.20×10 ⁻⁹	2.32×10 ⁻⁵	0.00837	0.546	12.3						
Indium	430		8.31×10 ⁻¹¹	1.08×10 ⁻⁵	0.0127	1.413	40.9							
Iridium	2719							1.48×10 ⁻⁹	3.72×10 ⁻⁷	3.06×10 ⁻⁵	0.00112	0.0225		
Iron	1811				5.54×10 ⁻⁹	2.51×10 ⁻⁵	0.0104	0.961	32.7	36.8				
Lanthanum	1191					5.09×10 ⁻⁸	2.02×10 ⁻⁵	0.00181	0.0596	0.976	9.61	64.7		
Lead	601		5.54×10 ⁻⁷	0.00618	1.64	68.1								
Lithium	454	7.90×10 ⁻¹¹	0.000489	1.08	109									
Lutetium	1936				3.28×10 ⁻¹¹	1.59×10 ⁻⁷	6.79×10 ⁻⁵	0.00628	0.211	3.18	26.7			
Magnesium	923	6.53×10 ⁻⁹	0.0152	21.5										
Manganese	1519			5.55×10 ⁻⁷	0.00221	0.524	24.9							
Mercury	234	140												
Molybdenum	2895							1.83×10 ⁻⁹	4.07×10 ⁻⁷	3.03×10 ⁻⁵	0.00102	0.0189		
Neodymium	1294			4.55×10 ⁻¹¹	7.62×10 ⁻⁷	0.000483	0.0412	1.07	13.4	101				
Neptunium	917					3.31×10 ⁻⁹	1.63×10 ⁻⁶	0.000168	0.00604	0.105	1.06	7.28		
Nickel	1728				2.19×10 ⁻¹⁰	1.09×10 ⁻⁶	0.000471	0.0438	1.37	19.5				
Niobium	2750							2.32×10 ⁻¹¹	9.54×10 ⁻⁹	1.17×10 ⁻⁶	5.98×10 ⁻⁵	0.00158		
Osmium	3306								1.85×10 ⁻¹⁰	3.46×10 ⁻⁸	2.49×10 ⁻⁶	8.75×10 ⁻⁵		
Palladium	1828				8.27×10 ⁻⁹	1.40×10 ⁻⁵	0.00277	0.144	3.07					
Platinum	2041						2.34×10 ⁻⁹	1.14×10 ⁻⁵	0.00143	0.0689	0.153	1.59		
Plutonium	913				1.03×10 ⁻⁸	6.17×10 ⁻⁶	0.000594	0.0182	0.262	2.20	12.6	53.8		
Potassium	337	0.0188	96.9											
Praseodymium	1204				1.95×10 ⁻⁸	2.16×10 ⁻⁵	0.00257	0.0904	1.44	13.2	80.8			
Protactinium	1845							3.44×10 ⁻¹⁰	8.06×10 ⁻⁸	5.57×10 ⁻⁶	0.000174	0.00306		
Rhenium	3459								1.37×10 ⁻¹⁰	2.22×10 ⁻⁸	1.41×10 ⁻⁶	4.45×10 ⁻⁵		
Rhodium	2236							1.69×10 ⁻⁸	5.99×10 ⁻⁶	0.000571	0.0217	0.422	4.41	
Rubidium	312	0.165												
Ruthenium	2606							7.96×10 ⁻⁹	1.77×10 ⁻⁶	0.000133	0.00455	0.0858		
Samarium	1347		8.17×10 ⁻⁸	0.00221	0.942	51.0								
Scandium	1814				6.31×10 ⁻⁸	0.000129	0.0300	1.80	43.6	91.3				
Silver	1235			1.27×10 ⁻⁷	0.000603	0.165	7.61	131						
Sodium	371	0.000185	5.60											
Strontium	1050	4.99×10 ⁻¹¹	0.000429	1.134	121									
Tantalum	3280									3.36×10 ⁻¹⁰	1.87×10 ⁻⁸	5.21×10 ⁻⁷		
Terbium	1629				1.92×10 ⁻⁹	4.18×10 ⁻⁶	0.000988	0.0585	1.15	12.5	88.0			
Thallium	577		1.59×10 ⁻⁵	0.0931	16.9									
Thorium	2023							3.33×10 ⁻¹¹	2.00×10 ⁻⁸	2.89×10 ⁻⁶	0.000154	0.00401	0.0610	
Thulium	1818		6.03×10 ⁻¹⁰	5.94×10 ⁻⁵	0.0561	5.22		130						
Tin	505			1.26×10 ⁻⁹	8.62×10 ⁻⁶	0.00310	0.207	4.85	56.3					
Titanium	1943					9.69×10 ⁻⁹	7.44×10 ⁻⁶	0.00106	0.0493	0.978	10.6	76.9		
Tungsten	3687									2.62×10 ⁻¹⁰	3.01×10 ⁻⁸	1.59×10 ⁻⁶		
Uranium	1408					9.47×10 ⁻¹⁰	2.87×10 ⁻⁶	4.27×10 ⁻⁶	0.000263	0.00678	0.0933	0.803		
Vanadium	2183					2.79×10 ⁻¹⁰	4.35×10 ⁻⁷	0.000107	0.00769	0.233	3.68	32.6		
Ytterbium	1092	1.03×10 ⁻⁹	0.00384	6.74										
Yttrium	1795				6.66×10 ⁻¹¹	2.96×10 ⁻⁷	0.000117	0.0102	0.316	4.27	35.9			
Zinc	693	1.47×10 ⁻⁶	0.653											
Zirconium	2127							1.05×10 ⁻¹⁰	6.17×10 ⁻⁸	8.68×10 ⁻⁶	0.000450	0.0110	0.155	

CODATA KEY VALUES FOR THERMODYNAMICS

The Committee on Data for Science and Technology (CODATA) has conducted a project to establish internationally agreed values for the thermodynamic properties of key chemical substances. This table presents the final results of the project. Use of these recommended, internally consistent values is encouraged in the analysis of thermodynamic measurements, data reduction, and preparation of other thermodynamic tables.

The table includes the standard enthalpy of formation at 298.15 K, the entropy at 298.15 K, and the quantity $H^\circ(298.15\text{ K}) - H^\circ(0)$. A value of 0 in the $\Delta_f H^\circ$ column for an element indicates the reference state for that element. The standard state pressure is 100000

Pa (1 bar). See the reference for information on the dependence of gas-phase entropy on the choice of standard state pressure.

Substances are listed in alphabetical order of their chemical formulas when written in the most common form.

The table is reprinted with permission of CODATA.

Reference

Cox, J. D., Wagman, D. D., and Medvedev, V. A., *CODATA Key Values for Thermodynamics*, Hemisphere Publishing Corp., New York, 1989.

Substance	State	$\Delta_f H^\circ(298.15\text{ K})$ kJ·mol ⁻¹	$S^\circ(298.15\text{ K})$ J·K ⁻¹ ·mol ⁻¹	$H^\circ(298.15\text{ K}) - H^\circ(0)$ kJ·mol ⁻¹
Ag	cr	0	42.55 ± 0.20	5.745 ± 0.020
Ag	g	284.9 ± 0.8	172.997 ± 0.004	6.197 ± 0.001
Ag ⁺	aq	105.79 ± 0.08	73.45 ± 0.40	
AgCl	cr	-127.01 ± 0.05	96.25 ± 0.20	12.033 ± 0.020
Al	cr	0	28.30 ± 0.10	4.540 ± 0.020
Al	g	330.0 ± 4.0	164.554 ± 0.004	6.919 ± 0.001
Al ³⁺	aq	-538.4 ± 1.5	-325 ± 10	
AlF ₃	cr	-1510.4 ± 1.3	66.5 ± 0.5	11.62 ± 0.04
Al ₂ O ₃	cr, corundum	-1675.7 ± 1.3	50.92 ± 0.10	10.016 ± 0.020
Ar	g	0	154.846 ± 0.003	6.197 ± 0.001
B	cr, rhombic	0	5.90 ± 0.08	1.222 ± 0.008
B	g	565 ± 5	153.436 ± 0.015	6.316 ± 0.002
BF ₃	g	-1136.0 ± 0.8	254.42 ± 0.20	11.650 ± 0.020
B ₂ O ₃	cr	-1273.5 ± 1.4	53.97 ± 0.30	9.301 ± 0.040
Be	cr	0	9.50 ± 0.08	1.950 ± 0.020
Be	g	324 ± 5	136.275 ± 0.003	6.197 ± 0.001
BeO	cr	-609.4 ± 2.5	13.77 ± 0.04	2.837 ± 0.008
Br	g	111.87 ± 0.12	175.018 ± 0.004	6.197 ± 0.001
Br ⁻	aq	-121.41 ± 0.15	82.55 ± 0.20	
Br ₂	l	0	152.21 ± 0.30	24.52 ± 0.01
Br ₂	g	30.91 ± 0.11	245.468 ± 0.005	9.725 ± 0.001
C	cr, graphite	0	5.74 ± 0.10	1.050 ± 0.020
C	g	716.68 ± 0.45	158.100 ± 0.003	6.536 ± 0.001
CO	g	-110.53 ± 0.17	197.660 ± 0.004	8.671 ± 0.001
CO ₂	g	-393.51 ± 0.13	213.785 ± 0.010	9.365 ± 0.003
CO ₂	aq, undissoc.	-413.26 ± 0.20	119.36 ± 0.60	
CO ₃ ⁻²	aq	-675.23 ± 0.25	-50.0 ± 1.0	
Ca	cr	0	41.59 ± 0.40	5.736 ± 0.040
Ca	g	177.8 ± 0.8	154.887 ± 0.004	6.197 ± 0.001
Ca ⁺²	aq	-543.0 ± 1.0	-56.2 ± 1.0	
CaO	cr	-634.92 ± 0.90	38.1 ± 0.4	6.75 ± 0.06
Cd	cr	0	51.80 ± 0.15	6.247 ± 0.015
Cd	g	111.80 ± 0.20	167.749 ± 0.004	6.197 ± 0.001
Cd ⁺²	aq	-75.92 ± 0.60	-72.8 ± 1.5	
CdO	cr	-258.35 ± 0.40	54.8 ± 1.5	8.41 ± 0.08
CdSO ₄ ·8/3H ₂ O	cr	-1729.30 ± 0.80	229.65 ± 0.40	35.56 ± 0.04
Cl	g	121.301 ± 0.008	165.190 ± 0.004	6.272 ± 0.001
Cl ⁻	aq	-167.080 ± 0.10	56.60 ± 0.20	
ClO ₄ ⁻	aq	-128.10 ± 0.40	184.0 ± 1.5	
Cl ₂	g	0	223.081 ± 0.010	9.181 ± 0.001
Cs	cr	0	85.23 ± 0.40	7.711 ± 0.020
Cs	g	76.5 ± 1.0	175.601 ± 0.003	6.197 ± 0.001
Cs ⁺	aq	-258.00 ± 0.50	132.1 ± 0.5	
Cu	cr	0	33.15 ± 0.08	5.004 ± 0.008

Substance	State	$\Delta_f H^\circ$ (298.15 K)	S° (298.15 K)	H° (298.15 K) – H° (0)
		$\text{kJ} \cdot \text{mol}^{-1}$	$\text{J} \cdot \text{K}^{-1} \cdot \text{mol}^{-1}$	$\text{kJ} \cdot \text{mol}^{-1}$
Cu	g	337.4 ± 1.2	166.398 ± 0.004	6.197 ± 0.001
Cu ⁺²	aq	64.9 ± 1.0	–98 ± 4	
CuSO ₄	cr	–771.4 ± 1.2	109.2 ± 0.4	16.86 ± 0.08
F	g	79.38 ± 0.30	158.751 ± 0.004	6.518 ± 0.001
F [–]	aq	–335.35 ± 0.65	–13.8 ± 0.8	
F ₂	g	0	202.791 ± 0.005	8.825 ± 0.001
Ge	cr	0	31.09 ± 0.15	4.636 ± 0.020
Ge	g	372 ± 3	167.904 ± 0.005	7.398 ± 0.001
GeF ₄	g	–1190.20 ± 0.50	301.9 ± 1.0	17.29 ± 0.10
GeO ₂	cr, tetragonal	–580.0 ± 1.0	39.71 ± 0.15	7.230 ± 0.020
H	g	217.998 ± 0.006	114.717 ± 0.002	6.197 ± 0.001
H ⁺	aq	0	0	
HBr	g	–36.29 ± 0.16	198.700 ± 0.004	8.648 ± 0.001
HCO ₃ [–]	aq	–689.93 ± 0.20	98.4 ± 0.5	
HCl	g	–92.31 ± 0.10	186.902 ± 0.005	8.640 ± 0.001
HF	g	–273.30 ± 0.70	173.779 ± 0.003	8.599 ± 0.001
HI	g	26.50 ± 0.10	206.590 ± 0.004	8.657 ± 0.001
HPO ₄ ^{–2}	aq	–1299.0 ± 1.5	–33.5 ± 1.5	
HS [–]	aq	–16.3 ± 1.5	67 ± 5	
HSO ₄ [–]	aq	–886.9 ± 1.0	131.7 ± 3.0	
H ₂	g	0	130.680 ± 0.003	8.468 ± 0.001
H ₂ O	l	–285.830 ± 0.040	69.95 ± 0.03	13.273 ± 0.020
H ₂ O	g	–241.826 ± 0.040	188.835 ± 0.010	9.905 ± 0.005
H ₂ PO ₄ [–]	aq	–1302.6 ± 1.5	92.5 ± 1.5	
H ₂ S	g	–20.6 ± 0.5	205.81 ± 0.05	9.957 ± 0.010
H ₂ S	aq, undissoc.	–38.6 ± 1.5	126 ± 5	
H ₃ BO ₃	cr	–1094.8 ± 0.8	89.95 ± 0.60	13.52 ± 0.04
H ₃ BO ₃	aq, undissoc.	–1072.8 ± 0.8	162.4 ± 0.6	
He	g	0	126.153 ± 0.002	6.197 ± 0.001
Hg	l	0	75.90 ± 0.12	9.342 ± 0.008
Hg	g	61.38 ± 0.04	174.971 ± 0.005	6.197 ± 0.001
Hg ⁺²	aq	170.21 ± 0.20	–36.19 ± 0.80	
HgO	cr, red	–90.79 ± 0.12	70.25 ± 0.30	9.117 ± 0.025
Hg ₂ ⁺²	aq	166.87 ± 0.50	65.74 ± 0.80	
Hg ₂ Cl ₂	cr	–265.37 ± 0.40	191.6 ± 0.8	23.35 ± 0.20
Hg ₂ SO ₄	cr	–743.09 ± 0.40	200.70 ± 0.20	26.070 ± 0.030
I	g	106.76 ± 0.04	180.787 ± 0.004	6.197 ± 0.001
I [–]	aq	–56.78 ± 0.05	106.45 ± 0.30	
I ₂	cr	0	116.14 ± 0.30	13.196 ± 0.040
I ₂	g	62.42 ± 0.08	260.687 ± 0.005	10.116 ± 0.001
K	cr	0	64.68 ± 0.20	7.088 ± 0.020
K	g	89.0 ± 0.8	160.341 ± 0.003	6.197 ± 0.001
K ⁺	aq	–252.14 ± 0.08	101.20 ± 0.20	
Kr	g	0	164.085 ± 0.003	6.197 ± 0.001
Li	cr	0	29.12 ± 0.20	4.632 ± 0.040
Li	g	159.3 ± 1.0	138.782 ± 0.010	6.197 ± 0.001
Li ⁺	aq	–278.47 ± 0.08	12.24 ± 0.15	
Mg	cr	0	32.67 ± 0.10	4.998 ± 0.030
Mg	g	147.1 ± 0.8	148.648 ± 0.003	6.197 ± 0.001
Mg ⁺²	aq	–467.0 ± 0.6	–137 ± 4	
MgF ₂	cr	–1124.2 ± 1.2	57.2 ± 0.5	9.91 ± 0.06
MgO	cr	–601.60 ± 0.30	26.95 ± 0.15	5.160 ± 0.020
N	g	472.68 ± 0.40	153.301 ± 0.003	6.197 ± 0.001
NH ₃	g	–45.94 ± 0.35	192.77 ± 0.05	10.043 ± 0.010
NH ₄ ⁺	aq	–133.26 ± 0.25	111.17 ± 0.40	
NO ₃ [–]	aq	–206.85 ± 0.40	146.70 ± 0.40	
N ₂	g	0	191.609 ± 0.004	8.670 ± 0.001
Na	cr	0	51.30 ± 0.20	6.460 ± 0.020
Na	g	107.5 ± 0.7	153.718 ± 0.003	6.197 ± 0.001
Na ⁺	aq	–240.34 ± 0.06	58.45 ± 0.15	

Substance	State	$\Delta_f H^\circ$ (298.15 K)	S° (298.15 K)	H° (298.15 K) – H° (0)
		$\text{kJ} \cdot \text{mol}^{-1}$	$\text{J} \cdot \text{K}^{-1} \cdot \text{mol}^{-1}$	$\text{kJ} \cdot \text{mol}^{-1}$
Ne	g	0	146.328 ± 0.003	6.197 ± 0.001
O	g	249.18 ± 0.10	161.059 ± 0.003	6.725 ± 0.001
OH ⁻	aq	-230.015 ± 0.040	-10.90 ± 0.20	
O ₂	g	0	205.152 ± 0.005	8.680 ± 0.002
P	cr, white	0	41.09 ± 0.25	5.360 ± 0.015
P	g	316.5 ± 1.0	163.199 ± 0.003	6.197 ± 0.001
P ₂	g	144.0 ± 2.0	218.123 ± 0.004	8.904 ± 0.001
P ₄	g	58.9 ± 0.3	280.01 ± 0.50	14.10 ± 0.20
Pb	cr	0	64.80 ± 0.30	6.870 ± 0.030
Pb	g	195.2 ± 0.8	175.375 ± 0.005	6.197 ± 0.001
Pb ⁺²	aq	0.92 ± 0.25	18.5 ± 1.0	
PbSO ₄	cr	-919.97 ± 0.40	148.50 ± 0.60	20.050 ± 0.040
Rb	cr	0	76.78 ± 0.30	7.489 ± 0.020
Rb	g	80.9 ± 0.8	170.094 ± 0.003	6.197 ± 0.001
Rb ⁺	aq	-251.12 ± 0.10	121.75 ± 0.25	
S	cr, rhombic	0	32.054 ± 0.050	4.412 ± 0.006
S	g	277.17 ± 0.15	167.829 ± 0.006	6.657 ± 0.001
SO ₂	g	-296.81 ± 0.20	248.223 ± 0.050	10.549 ± 0.010
SO ₄ ⁻²	aq	-909.34 ± 0.40	18.50 ± 0.40	
S ₂	g	128.60 ± 0.30	228.167 ± 0.010	9.132 ± 0.002
Si	cr	0	18.81 ± 0.08	3.217 ± 0.008
Si	g	450 ± 8	167.981 ± 0.004	7.550 ± 0.001
SiF ₄	g	-1615.0 ± 0.8	282.76 ± 0.50	15.36 ± 0.05
SiO ₂	cr, alpha quartz	-910.7 ± 1.0	41.46 ± 0.20	6.916 ± 0.020
Sn	cr, white	0	51.18 ± 0.08	6.323 ± 0.008
Sn	g	301.2 ± 1.5	168.492 ± 0.004	6.215 ± 0.001
Sn ⁺²	aq	-8.9 ± 1.0	-16.7 ± 4.0	
SnO	cr, tetragonal	-280.71 ± 0.20	57.17 ± 0.30	8.736 ± 0.020
SnO ₂	cr, tetragonal	-577.63 ± 0.20	49.04 ± 0.10	8.384 ± 0.020
Th	cr	0	51.8 ± 0.5	6.35 ± 0.05
Th	g	602 ± 6	190.17 ± 0.05	6.197 ± 0.003
ThO ₂	cr	-1226.4 ± 3.5	65.23 ± 0.20	10.560 ± 0.020
Ti	cr	0	30.72 ± 0.10	4.824 ± 0.015
Ti	g	473 ± 3	180.298 ± 0.010	7.539 ± 0.002
TiCl ₄	g	-763.2 ± 3.0	353.2 ± 4.0	21.5 ± 0.5
TiO ₂	cr, rutile	-944.0 ± 0.8	50.62 ± 0.30	8.68 ± 0.05
U	cr	0	50.20 ± 0.20	6.364 ± 0.020
U	g	533 ± 8	199.79 ± 0.10	6.499 ± 0.020
UO ₂	cr	-1085.0 ± 1.0	77.03 ± 0.20	11.280 ± 0.020
UO ₂ ⁺²	aq	-1019.0 ± 1.5	-98.2 ± 3.0	
UO ₃	cr, gamma	-1223.8 ± 1.2	96.11 ± 0.40	14.585 ± 0.050
U ₃ O ₈	cr	-3574.8 ± 2.5	282.55 ± 0.50	42.74 ± 0.10
Xe	g	0	169.685 ± 0.003	6.197 ± 0.001
Zn	cr	0	41.63 ± 0.15	5.657 ± 0.020
Zn	g	130.40 ± 0.40	160.990 ± 0.004	6.197 ± 0.001
Zn ⁺²	aq	-153.39 ± 0.20	-109.8 ± 0.5	
ZnO	cr	-350.46 ± 0.27	43.65 ± 0.40	6.933 ± 0.040

STANDARD THERMODYNAMIC PROPERTIES OF CHEMICAL SUBSTANCES

This table gives the standard state chemical thermodynamic properties of about 2500 individual substances in the crystalline, liquid, and gaseous states. Substances are listed by molecular formula in a modified Hill order; all substances not containing carbon appear first, followed by those that contain carbon. The properties tabulated are:

- $\Delta_f H^\circ$ Standard molar enthalpy (heat) of formation at 298.15 K in kJ/mol
- $\Delta_f G^\circ$ Standard molar Gibbs energy of formation at 298.15 K in kJ/mol
- S° Standard molar entropy at 298.15 K in J/mol K
- C_p Molar heat capacity at constant pressure at 298.15 K in J/mol K

The standard state pressure is 100 kPa (1 bar). The standard states are defined for different phases by:

- The standard state of a pure gaseous substance is that of the substance as a (hypothetical) ideal gas at the standard state pressure.
- The standard state of a pure liquid substance is that of the liquid under the standard state pressure.
- The standard state of a pure crystalline substance is that of the crystalline substance under the standard state pressure.

An entry of 0.0 for $\Delta_f H^\circ$ for an element indicates the reference state of that element. See References 1 and 2 for further information on reference states. A blank means no value is available.

The data are derived from the sources listed in the references, from other papers appearing in the *Journal of Physical and Chemical Reference Data*, and from the primary research literature. We are indebted to M. V. Korobov for providing data on fullerene compounds.

References

1. Cox, J. D., Wagman, D. D., and Medvedev, V. A., *CODATA Key Values for Thermodynamics*, Hemisphere Publishing Corp., New York, 1989.
2. Wagman, D. D., Evans, W. H., Parker, V. B., Schumm, R. H., Halow, I., Bailey, S. M., Churney, K. L., and Nuttall, R. L., *The NBS Tables of Chemical Thermodynamic Properties*, *J. Phys. Chem. Ref. Data*, Vol. 11, Suppl. 2, 1982.
3. Chase, M. W., Davies, C. A., Downey, J. R., Frurip, D. J., McDonald, R. A., and Syverud, A. N., *JANAF Thermochemical Tables, Third Edition*, *J. Phys. Chem. Ref. Data*, Vol. 14, Suppl.1, 1985.
4. Chase, M. W., *NIST-JANAF Thermochemical Tables, Fourth Edition*, *J. Phys. Chem. Ref. Data*, Monograph 9, 1998.
5. Daubert, T. E., Danner, R. P., Sibul, H. M., and Stebbins, C. C., *Physical and Thermodynamic Properties of Pure Compounds: Data Compilation*, extant 1994 (core with 4 supplements), Taylor & Francis, Bristol, PA.
6. Pedley, J. B., Naylor, R. D., and Kirby, S. P., *Thermochemical Data of Organic Compounds, Second Edition*, Chapman & Hall, London, 1986.
7. Pedley, J. B., *Thermochemical Data and Structures of Organic Compounds*, Thermodynamic Research Center, Texas A & M University, College Station, TX, 1994.
8. Domalski, E. S., and Hearing, E. D., Heat Capacities and Entropies of Organic Compounds in the Condensed Phase, Volume III, *J. Phys. Chem. Ref. Data*, 25, 1-525, 1996.
9. Zabransky, M., Ruzicka, V., Majer, V., and Domalski, E. S., *Heat Capacity of Liquids*, *J. Phys. Chem. Ref. Data*, Monograph No. 6, 1996.
10. Gurvich, L. V., Veyts, I.V., and Alcock, C. B., *Thermodynamic Properties of Individual Substances, Fourth Edition, Vol. 1*, Hemisphere Publishing Corp., New York, 1989.
11. Gurvich, L. V., Veyts, I.V., and Alcock, C. B., *Thermodynamic Properties of Individual Substances, Fourth Edition, Vol. 3*, CRC Press, Boca Raton, FL, 1994.
12. *NIST Chemistry Webbook*, <webbook.nist.gov>

Molecular formula	Name	Crystal				Liquid				Gas			
		$\Delta_f H^\circ$ kJ/mol	$\Delta_f G^\circ$ kJ/mol	S° J/mol K	C_p J/mol K	$\Delta_f H^\circ$ kJ/mol	$\Delta_f G^\circ$ kJ/mol	S° J/mol K	C_p J/mol K	$\Delta_f H^\circ$ kJ/mol	$\Delta_f G^\circ$ kJ/mol	S° J/mol K	C_p J/mol K
<i>Substances not containing carbon:</i>													
Ac	Actinium	0.0		56.5	27.2					406.0	366.0	188.1	20.8
Ag	Silver	0.0		42.6	25.4					284.9	246.0	173.0	20.8
AgBr	Silver(I) bromide	-100.4	-96.9	107.1	52.4								
AgBrO ₃	Silver(I) bromate	-10.5	71.3	151.9									
AgCl	Silver(I) chloride	-127.0	-109.8	96.3	50.8								
AgClO ₃	Silver(I) chlorate	-30.3	64.5	142.0									
AgClO ₄	Silver(I) perchlorate	-31.1											
AgF	Silver(I) fluoride	-204.6											
AgF ₂	Silver(II) fluoride	-360.0											
AgI	Silver(I) iodide	-61.8	-66.2	115.5	56.8								
AgIO ₃	Silver(I) iodate	-171.1	-93.7	149.4	102.9								
AgNO ₃	Silver(I) nitrate	-124.4	-33.4	140.9	93.1								
Ag ₂	Disilver									410.0	358.8	257.1	37.0
Ag ₂ CrO ₄	Silver(I) chromate	-731.7	-641.8	217.6	142.3								
Ag ₂ O	Silver(I) oxide	-31.1	-11.2	121.3	65.9								
Ag ₂ O ₂	Silver(II) oxide	-24.3	27.6	117.0	88.0								
Ag ₂ O ₃	Silver(III) oxide	33.9	121.4	100.0									
Ag ₂ O ₄ S	Silver(I) sulfate	-715.9	-618.4	200.4	131.4								
Ag ₂ S	Silver(I) sulfide (argentite)	-32.6	-40.7	144.0	76.5								
Al	Aluminum	0.0		28.3	24.2					330.0	289.4	164.6	21.4

Molecular formula	Name	Crystal				Liquid				Gas			
		$\Delta_f H^\circ$ kJ/mol	$\Delta_f G^\circ$ kJ/mol	S° J/mol K	C_p J/mol K	$\Delta_f H^\circ$ kJ/mol	$\Delta_f G^\circ$ kJ/mol	S° J/mol K	C_p J/mol K	$\Delta_f H^\circ$ kJ/mol	$\Delta_f G^\circ$ kJ/mol	S° J/mol K	C_p J/mol K
F ₃ Th	Thorium(III) fluoride									-1166.1	-1160.6	339.2	73.3
F ₃ U	Uranium(III) fluoride	-1502.1	-1433.4	123.4	95.1					-1058.5	-1051.9	331.9	74.3
F ₃ Y	Yttrium fluoride	-1718.8	-1644.7	100.0						-1288.7	-1277.8	311.8	70.3
F ₄ Ge	Germanium(IV) fluoride									-1190.2	-1150.0	301.9	
F ₄ Hf	Hafnium fluoride	-1930.5	-1830.4	113.0						-1669.8			
F ₄ N ₂	Tetrafluorohydrazine									-8.4	79.9	301.2	79.2
F ₄ Pb	Lead(IV) fluoride	-941.8											
F ₄ S	Sulfur tetrafluoride									-763.2	-722.0	299.6	77.6
F ₄ Si	Tetrafluorosilane									-1615.0	-1572.8	282.8	73.6
F ₄ Th	Thorium(IV) fluoride	-2097.8	-2003.4	142.0	110.7					-1759.0	-1724.0	341.7	93.0
F ₄ U	Uranium(IV) fluoride	-1914.2	-1823.3	151.7	116.0					-1598.7	-1572.7	368.0	91.2
F ₄ V	Vanadium(IV) fluoride	-1403.3											
F ₄ Xe	Xenon tetrafluoride	-261.5											
F ₄ Zr	Zirconium(IV) fluoride	-1911.3	-1809.9	104.6	103.7								
F ₅ I	Iodine pentafluoride					-864.8				-822.5	-751.7	327.7	99.2
F ₅ Nb	Niobium(V) fluoride	-1813.8	-1699.0	160.2	134.7					-1739.7	-1673.6	321.9	97.1
F ₅ P	Phosphorus(V) fluoride									-1594.4	-1520.7	300.8	84.8
F ₅ Ta	Tantalum(V) fluoride	-1903.6											
F ₅ V	Vanadium(V) fluoride					-1480.3	-1373.1	175.7		-1433.9	-1369.8	320.9	98.6
F ₆ H ₈ N ₂ Si	Ammonium hexafluorosilicate	-2681.7	-2365.3	280.2	228.1								
F ₆ Ir	Iridium(VI) fluoride	-579.7	-461.6	247.7						-544.0	-460.0	357.8	121.1
F ₆ K ₂ Si	Potassium hexafluorosilicate	-2956.0	-2798.6	226.0									
F ₆ Mo	Molybdenum(VI) fluoride					-1585.5	-1473.0	259.7	169.8	-1557.7	-1472.2	350.5	120.6
F ₆ Na ₂ Si	Sodium hexafluorosilicate	-2909.6	-2754.2	207.1	187.1								
F ₆ Os	Osmium(VI) fluoride			246.0								358.1	120.8
F ₆ Pt	Platinum(VI) fluoride			235.6								348.3	122.8
F ₆ S	Sulfur hexafluoride									-1220.5	-1116.5	291.5	97.0
F ₆ Se	Selenium hexafluoride									-1117.0	-1017.0	313.9	110.5
F ₆ Si ₂	Hexafluorodisilane	-2427.0	-2299.7	219.1	129.5					-2383.3	-2307.3	391.0	129.9
F ₆ Te	Tellurium hexafluoride									-1318.0			
F ₆ U	Uranium(VI) fluoride	-2197.0	-2068.5	227.6	166.8					-2147.4	-2063.7	377.9	129.6
F ₆ W	Tungsten(VI) fluoride					-1747.7	-1631.4	251.5		-1721.7	-1632.1	341.1	119.0
Fe	Iron	0.0		27.3	25.1					416.3	370.7	180.5	25.7
FeI ₂	Iron(II) iodide	-113.0											
FeI ₃	Iron(III) iodide									71.0			
FeMoO ₄	Iron(II) molybdate	-1075.0	-975.0	129.3	118.5								
FeO	Iron(II) oxide	-272.0											
FeO ₄ S	Iron(II) sulfate	-928.4	-820.8	107.5	100.6								
FeO ₄ W	Iron(II) tungstate	-1155.0	-1054.0	131.8	114.6								
FeS	Iron(II) sulfide	-100.0	-100.4	60.3	50.5								
FeS ₂	Iron disulfide	-178.2	-166.9	52.9	62.2								
Fe ₂ O ₃	Iron(III) oxide	-824.2	-742.2	87.4	103.9								
Fe ₂ O ₄ Si	Iron(II) orthosilicate	-1479.9	-1379.0	145.2	132.9								
Fe ₃ O ₄	Iron(II,III) oxide	-1118.4	-1015.4	146.4	143.4								
Fm	Fermium	0.0											
Fr	Francium	0.0		95.4									
Ga	Gallium	0.0	0.0	40.8	26.1	5.6				272.0	233.7	169.0	25.3
GaH ₃ O ₃	Gallium(III) hydroxide	-964.4	-831.3	100.0									
Gal ₃	Gallium(III) iodide	-238.9		205.0	100.0								
GaN	Gallium nitride	-110.5											
GaO	Gallium monoxide									279.5	253.5	231.1	32.1
GaP	Gallium phosphide	-88.0											
GaSb	Gallium antimonide	-41.8	-38.9	76.1	48.5								
Ga ₂	Digallium									438.5			
Ga ₂ O	Gallium suboxide	-356.0											
Ga ₂ O ₃	Gallium(III) oxide	-1089.1	-998.3	85.0	92.1								
Gd	Gadolinium	0.0		68.1	37.0					397.5	359.8	194.3	27.5
Gd ₂ O ₃	Gadolinium(III) oxide	-1819.6			106.7								
Ge	Germanium	0.0		31.1	23.3					372.0	331.2	167.9	30.7
GeH ₃ I	Iodogermane											283.2	57.5
GeH ₄	Germane									90.8	113.4	217.1	45.0
GeI ₄	Germanium(IV) iodide	-141.8	-144.3	271.1						-56.9	-106.3	428.9	104.1
GeO	Germanium(II) oxide	-261.9	-237.2	50.0						-46.2	-73.2	224.3	30.9
GeO ₂	Germanium(IV) oxide	-580.0	-521.4	39.7	52.1								
GeP	Germanium phosphide	-21.0	-17.0	63.0									
GeS	Germanium(II) sulfide	-69.0	-71.5	71.0						92.0	42.0	234.0	33.7

Molecular formula	Name	Crystal				Liquid				Gas			
		$\Delta_f H^\circ$ kJ/mol	$\Delta_f G^\circ$ kJ/mol	S° J/mol K	C_p J/mol K	$\Delta_f H^\circ$ kJ/mol	$\Delta_f G^\circ$ kJ/mol	S° J/mol K	C_p J/mol K	$\Delta_f H^\circ$ kJ/mol	$\Delta_f G^\circ$ kJ/mol	S° J/mol K	C_p J/mol K
O ₂ S	Sulfur dioxide					-320.5				-296.8	-300.1	248.2	39.9
O ₂ Se	Selenium dioxide	-225.4											
O ₂ Si	Silicon dioxide (α -quartz)	-910.7	-856.3	41.5	44.4					-322.0			
O ₂ Sn	Tin(IV) oxide	-577.6	-515.8	49.0	52.6								
O ₂ Te	Tellurium dioxide	-322.6	-270.3	79.5									
O ₂ Th	Thorium(IV) oxide	-1226.4	-1169.2	65.2	61.8								
O ₂ Ti	Titanium(IV) oxide	-944.0	-888.8	50.6	55.0								
O ₂ U	Uranium(IV) oxide	-1085.0	-1031.8	77.0	63.6					-465.7	-471.5	274.6	51.4
O ₂ W	Tungsten(IV) oxide	-589.7	-533.9	50.5	56.1								
O ₂ Zr	Zirconium(IV) oxide	-1100.6	-1042.8	50.4	56.2								
O ₃	Ozone									142.7	163.2	238.9	39.2
O ₃ PbS	Lead(II) sulfite	-669.9											
O ₃ PbSi	Lead(II) metasilicate	-1145.7	-1062.1	109.6	90.0								
O ₃ Pt ₂	Praseodymium oxide	-1809.6			117.4								
O ₃ Rh ₂	Rhodium(III) oxide	-343.0			103.8								
O ₃ S	Sulfur trioxide	-454.5	-374.2	70.7		-441.0	-373.8	113.8		-395.7	-371.1	256.8	50.7
O ₃ Sc ₂	Scandium oxide	-1908.8	-1819.4	77.0	94.2								
O ₃ SiSr	Strontium metasilicate	-1633.9	-1549.7	96.7	88.5								
O ₃ Sm ₂	Samarium(III) oxide	-1823.0	-1734.6	151.0	114.5								
O ₃ Tb ₂	Terbium oxide	-1865.2			115.9								
O ₃ Ti ₂	Titanium(III) oxide	-1520.9	-1434.2	78.8	97.4								
O ₃ Tm ₂	Thulium oxide	-1888.7	-1794.5	139.7	116.7								
O ₃ U	Uranium(VI) oxide	-1223.8	-1145.7	96.1	81.7								
O ₃ V ₂	Vanadium(III) oxide	-1218.8	-1139.3	98.3	103.2								
O ₃ W	Tungsten(VI) oxide	-842.9	-764.0	75.9	73.8								
O ₃ Y ₂	Yttrium oxide	-1905.3	-1816.6	99.1	102.5								
O ₃ Yb ₂	Ytterbium(III) oxide	-1814.6	-1726.7	133.1	115.4								
O ₄ Os	Osmium(VIII) oxide	-394.1	-304.9	143.9						-337.2	-292.8	293.8	74.1
O ₄ PbS	Lead(II) sulfate	-920.0	-813.0	148.5	103.2								
O ₄ PbSe	Lead(II) selenate	-609.2	-504.9	167.8									
O ₄ Pb ₂ Si	Lead(II) orthosilicate	-1363.1	-1252.6	186.6	137.2								
O ₄ Pb ₃	Lead(II,IV) oxide	-718.4	-601.2	211.3	146.9								
O ₄ RaS	Radium sulfate	-1471.1	-1365.6	138.0									
O ₄ Rb ₂ S	Rubidium sulfate	-1435.6	-1316.9	197.4	134.1								
O ₄ Ru	Ruthenium(VIII) oxide	-239.3	-152.2	146.4									
O ₄ SSr	Strontium sulfate	-1453.1	-1340.9	117.0									
O ₄ STl ₂	Thallium(I) sulfate	-931.8	-830.4	230.5									
O ₄ SZn	Zinc sulfate	-982.8	-871.5	110.5	99.2								
O ₄ SiSr ₂	Strontium orthosilicate	-2304.5	-2191.1	153.1	134.3								
O ₄ SiZn ₂	Zinc orthosilicate	-1636.7	-1523.2	131.4	123.3								
O ₄ SiZr	Zirconium(IV) orthosilicate	-2033.4	-1919.1	84.1	98.7								
O ₄ TiZr	Zirconium titanate	-2024.1	-1915.8	116.7	114.0								
O ₅ Sb ₂	Antimony(V) oxide	-971.9	-829.2	125.1									
O ₅ Ta ₂	Tantalum(V) oxide	-2046.0	-1911.2	143.1	135.1								
O ₅ Ti ₃	Titanium(III,IV) oxide	-2459.4	-2317.4	129.3	154.8								
O ₅ V ₂	Vanadium(V) oxide	-1550.6	-1419.5	131.0	127.7								
O ₅ V ₃	Vanadium(III,IV) oxide	-1933.0	-1803.0	163.0									
O ₇ Re ₂	Rhenium(VII) oxide	-1240.1	-1066.0	207.1	166.1					-1100.0	-994.0	452.0	
O ₇ U ₃	Uranium(IV,VI) oxide	-3427.1	-3242.9	250.5	215.5								
O ₈ S ₂ Zr	Zirconium(IV) sulfate	-2217.1			172.0								
O ₉ U ₃	Uranium(V,VI) oxide	-3574.8	-3369.5	282.6	238.4								
O ₉ U ₄	Uranium(IV,V) oxide	-4510.4	-4275.1	334.1	293.3								
Os	Osmium	0.0		32.6	24.7					791.0	745.0	192.6	20.8
P	Phosphorus (white)	0.0		41.1	23.8					316.5	280.1	163.2	20.8
P	Phosphorus (red)	-17.6		22.8	21.2								
P	Phosphorus (black)	-39.3											
P ₂	Diphosphorus									144.0	103.5	218.1	32.1
P ₄	Tetraphosphorus									58.9	24.4	280.0	67.2
Pa	Protactinium	0.0		51.9						607.0	563.0	198.1	22.9
Pb	Lead	0.0		64.8	26.4					195.2	162.2	175.4	20.8
PbS	Lead(II) sulfide	-100.4	-98.7	91.2	49.5								
PbSe	Lead(II) selenide	-102.9	-101.7	102.5	50.2								
PbTe	Lead(II) telluride	-70.7	-69.5	110.0	50.5								
Pd	Palladium	0.0		37.6	26.0					378.2	339.7	167.1	20.8
PdS	Palladium(II) sulfide	-75.0	-67.0	46.0									
Pm	Promethium	0.0										187.1	24.3

Molecular formula	Name	Crystal				Liquid				Gas			
		$\Delta_f H^\circ$ kJ/mol	$\Delta_f G^\circ$ kJ/mol	S° J/mol K	C_p J/mol K	$\Delta_f H^\circ$ kJ/mol	$\Delta_f G^\circ$ kJ/mol	S° J/mol K	C_p J/mol K	$\Delta_f H^\circ$ kJ/mol	$\Delta_f G^\circ$ kJ/mol	S° J/mol K	C_p J/mol K
Po	Polonium	0.0											
Pr	Praseodymium	0.0		73.2	27.2					355.6	320.9	189.8	21.4
Pt	Platinum	0.0		41.6	25.9					565.3	520.5	192.4	25.5
PtS	Platinum(II) sulfide	-81.6	-76.1	55.1	43.4								
PtS ₂	Platinum(IV) sulfide	-108.8	-99.6	74.7	65.9								
Pu	Plutonium	0.0											
Ra	Radium	0.0		71.0						159.0	130.0	176.5	20.8
Rb	Rubidium	0.0		76.8	31.1					80.9	53.1	170.1	20.8
Re	Rhenium	0.0		36.9	25.5					769.9	724.6	188.9	20.8
Rh	Rhodium	0.0		31.5	25.0					556.9	510.8	185.8	21.0
Rn	Radon								0.0			176.2	20.8
Ru	Ruthenium	0.0		28.5	24.1					642.7	595.8	186.5	21.5
S	Sulfur (rhombic)	0.0		32.1	22.6					277.2	236.7	167.8	23.7
S	Sulfur (monoclinic)	0.3											
SSi	Silicon monosulfide									112.5	60.9	223.7	32.3
SSn	Tin(II) sulfide	-100.0	-98.3	77.0	49.3								
SSr	Strontium sulfide	-472.4	-467.8	68.2	48.7								
STl ₂	Thallium(I) sulfide	-97.1	-93.7	151.0									
SZn	Zinc sulfide (wurtzite)	-192.6											
SZn	Zinc sulfide (sphalerite)	-206.0	-201.3	57.7	46.0								
S ₂	Disulfur									128.6	79.7	228.2	32.5
Sb	Antimony	0.0		45.7	25.2					262.3	222.1	180.3	20.8
Sb ₂	Diantimony									235.6	187.0	254.9	36.4
Sc	Scandium	0.0		34.6	25.5					377.8	336.0	174.8	22.1
Se	Selenium (gray)	0.0		42.4	25.4					227.1	187.0	176.7	20.8
Se	Selenium (α form)	6.7								227.1			
Se	Selenium (vitreous)	5.0								227.1			
SeSr	Strontium selenide	-385.8											
SeTl ₂	Thallium(I) selenide	-59.0	-59.0	172.0									
SeZn	Zinc selenide	-163.0	-163.0	84.0									
Se ₂	Diselenium									146.0	96.2	252.0	35.4
Si	Silicon	0.0		18.8	20.0					450.0	405.5	168.0	22.3
Si ₂	Disilicon									594.0	536.0	229.9	34.4
Sm	Samarium	0.0		69.6	29.5					206.7	172.8	183.0	30.4
Sn	Tin (white)	0.0		51.2	27.0					301.2	266.2	168.5	21.3
Sn	Tin (gray)	-2.1	0.1	44.1	25.8								
Sr	Strontium	0.0		55.0	26.8					164.4	130.9	164.6	20.8
Ta	Tantalum	0.0		41.5	25.4					782.0	739.3	185.2	20.9
Tb	Terbium	0.0		73.2	28.9					388.7	349.7	203.6	24.6
Tc	Technetium	0.0								678.0		181.1	20.8
Te	Tellurium	0.0		49.7	25.7					196.7	157.1	182.7	20.8
Te ₂	Ditellurium									168.2	118.0	268.1	36.7
Th	Thorium	0.0		51.8	27.3					602.0	560.7	190.2	20.8
Ti	Titanium	0.0		30.7	25.0					473.0	428.4	180.3	24.4
Tl	Thallium	0.0		64.2	26.3					182.2	147.4	181.0	20.8
Tm	Thulium	0.0		74.0	27.0					232.2	197.5	190.1	20.8
U	Uranium	0.0		50.2	27.7					533.0	488.4	199.8	23.7
V	Vanadium	0.0		28.9	24.9					514.2	754.4	182.3	26.0
W	Tungsten	0.0		32.6	24.3					849.4	807.1	174.0	21.3
Xe	Xenon								0.0			169.7	20.8
Y	Yttrium	0.0		44.4	26.5					421.3	381.1	179.5	25.9
Yb	Ytterbium	0.0		59.9	26.7					152.3	118.4	173.1	20.8
Zn	Zinc	0.0		41.6	25.4					130.4	94.8	161.0	20.8
Zr	Zirconium	0.0		39.0	25.4					608.8	566.5	181.4	26.7
Substances containing carbon:													
C	Carbon (graphite)	0.0		5.7	8.5					716.7	671.3	158.1	20.8
C	Carbon (diamond)	1.9	2.9	2.4	6.1								
C _{Ag} N	Silver(I) cyanide	146.0	156.9	107.2	66.7								
CAg ₂ O ₃	Silver(I) carbonate	-505.8	-436.8	167.4	112.3								
CBaO ₃	Barium carbonate	-1213.0	-1134.4	112.1	86.0								
CBeO ₃	Beryllium carbonate	-1025.0		52.0	65.0								
CBrClF ₂	Bromochlorodifluoromethane											318.5	74.6
CBrCl ₂ F	Bromodichlorofluoromethane											330.6	80.0
CBrCl ₃	Bromotrichloromethane									-41.1			85.3
CBrF ₃	Bromotrifluoromethane									-648.3			69.3

Molecular formula	Name	Crystal				Liquid				Gas			
		$\Delta_f H^\circ$ kJ/mol	$\Delta_f G^\circ$ kJ/mol	S° J/mol K	C_p J/mol K	$\Delta_f H^\circ$ kJ/mol	$\Delta_f G^\circ$ kJ/mol	S° J/mol K	C_p J/mol K	$\Delta_f H^\circ$ kJ/mol	$\Delta_f G^\circ$ kJ/mol	S° J/mol K	C_p J/mol K
CBrN	Cyanogen bromide	140.5								186.2	165.3	248.3	46.9
CBrN ₃ O ₆	Bromotrinitromethane					32.5				80.3			
CBr ₂ ClF	Dibromochlorofluoromethane											342.8	82.4
CBr ₂ Cl ₂	Dibromodichloromethane											347.8	87.1
CBr ₂ F ₂	Dibromodifluoromethane											325.3	77.0
CBr ₂ O	Carbonyl bromide					-127.2				-96.2	-110.9	309.1	61.8
CBr ₃ Cl	Tribromochloromethane											357.8	89.4
CBr ₃ F	Tribromofluoromethane											345.9	84.4
CBr ₄	Tetrabromomethane	29.4	47.7	212.5	144.3					83.9	67.0	358.1	91.2
CCaO ₃	Calcium carbonate (calcite)	-1207.6	-1129.1	91.7	83.5								
CCaO ₃	Calcium carbonate (aragonite)	-1207.8	-1128.2	88.0	82.3								
CCdO ₃	Cadmium carbonate	-750.6	-669.4	92.5									
CClFO	Carbonyl chloride fluoride											276.7	52.4
CClF ₃	Chlorotrifluoromethane									-706.3			66.9
CCIN	Cyanogen chloride					112.1				138.0	131.0	236.2	45.0
CCIN ₃ O ₆	Chlorotrinitromethane					-27.1				18.4			
CCl ₂ F ₂	Dichlorodifluoromethane									-477.4	-439.4	300.8	72.3
CCl ₂ O	Carbonyl chloride									-219.1	-204.9	283.5	57.7
CCl ₃	Trichloromethyl									59.0			
CCl ₃ F	Trichlorofluoromethane					-301.3	-236.8	225.4	121.6	-268.3			78.1
CCl ₄	Tetrachloromethane					-128.2			130.7	-95.7			83.3
CCoO ₃	Cobalt(II) carbonate	-713.0											
CCs ₂ O ₃	Cesium carbonate	-1139.7	-1054.3	204.5	123.9								
CCuN	Copper(I) cyanide	96.2	111.3	84.5									
CFN	Cyanogen fluoride											224.7	41.8
CF ₂ O	Carbonyl fluoride									-639.8			46.8
CF ₃	Trifluoromethyl									-477.0	-464.0	264.5	49.6
CF ₃ I	Trifluoroiodomethane									-587.8		307.4	70.9
CF ₄	Tetrafluoromethane									-933.6		261.6	61.1
CFeO ₃	Iron(II) carbonate	-740.6	-666.7	92.9	82.1								
CFe ₃	Iron carbide	25.1	20.1	104.6	105.9								
CH	Methylidyne									595.8			
CHBrClF	Bromochlorofluoromethane											304.3	63.2
CHBrCl ₂	Bromodichloromethane											316.4	67.4
CHBrF ₂	Bromodifluoromethane									-424.9		295.1	58.7
CHBr ₂ Cl	Chlorodibromomethane											327.7	69.2
CHBr ₂ F	Dibromofluoromethane											316.8	65.1
CHBr ₃	Tribromomethane					-22.3	-5.0	220.9	130.7	23.8	8.0	330.9	71.2
CHClF ₂	Chlorodifluoromethane									-482.6		280.9	55.9
CHCl ₂ F	Dichlorofluoromethane											293.1	60.9
CHCl ₃	Trichloromethane					-134.1	-73.7	201.7	114.2	-102.7	6.0	295.7	65.7
CHCsO ₃	Cesium hydrogen carbonate	-966.1											
CHFO	Formyl fluoride											246.6	39.9
CHF ₃	Trifluoromethane									-695.4		259.7	51.0
CHI ₃	Triiodomethane	-181.1								251.0		356.2	75.0
CHKO ₂	Potassium formate	-679.7											
CHKO ₃	Potassium hydrogen carbonate	-963.2	-863.5	115.5									
CHN	Hydrogen cyanide					108.9	125.0	112.8	70.6	135.1	124.7	201.8	35.9
CHNO	Isocyanic acid (HNCO)											238.0	44.9
CHNS	Isothiocyanic acid									127.6	113.0	247.8	46.9
CHN ₃ O ₆	Trinitromethane					-32.8				-13.4		435.6	134.1
CHNaO ₂	Sodium formate	-666.5	-599.9	103.8	82.7								
CHNaO ₃	Sodium hydrogen carbonate	-950.8	-851.0	101.7	87.6								
CHO	Oxomethyl (HCO)									43.1	28.0	224.7	34.6
CH ₂	Methylene									390.4	372.9	194.9	33.8
CH ₂ BrCl	Bromochloromethane											287.6	52.7
CH ₂ BrF	Bromofluoromethane											276.3	49.2
CH ₂ Br ₂	Dibromomethane											293.2	54.7
CH ₂ ClF	Chlorofluoromethane											264.4	47.0
CH ₂ Cl ₂	Dichloromethane					-124.2		177.8	101.2	-95.4		270.2	51.0
CH ₂ F ₂	Difluoromethane									-452.3		246.7	42.9
CH ₂ I ₂	Diiodomethane					68.5	90.4	174.1	134.0	119.5	95.8	309.7	57.7
CH ₂ N ₂	Diazomethane											242.9	52.5
CH ₂ N ₂	Cyanamide	58.8											
CH ₂ N ₂ O ₄	Dinitromethane					-104.9				-61.5		358.1	86.4
CH ₂ O	Formaldehyde									-108.6	-102.5	218.8	35.4

Molecular formula	Name	Crystal				Liquid				Gas			
		$\Delta_f H^\circ$ kJ/mol	$\Delta_f G^\circ$ kJ/mol	S° J/mol K	C_p J/mol K	$\Delta_f H^\circ$ kJ/mol	$\Delta_f G^\circ$ kJ/mol	S° J/mol K	C_p J/mol K	$\Delta_f H^\circ$ kJ/mol	$\Delta_f G^\circ$ kJ/mol	S° J/mol K	C_p J/mol K
C ₂ ClF ₃	Chlorotrifluoroethene					-522.7				-505.5	-523.8	322.1	83.9
C ₂ ClF ₅	Chloropentafluoroethane									-1118.8			184.2
C ₂ Cl ₂ F ₄	1,2-Dichloro-1,1,2,2-tetrafluoroethane					-960.2			111.7	-937.0			
C ₂ Cl ₂ O ₂	Oxalyl chloride					-367.6				-335.8			
C ₂ Cl ₃ F ₃	1,1,2-Trichloro-1,1,2,2-trifluoroethane					-745.0			170.1	-716.8			
C ₂ Cl ₃ N	Trichloroacetoneitrile											336.6	96.1
C ₂ Cl ₄	Tetrachloroethene					-50.6	3.0	266.9	143.4	-10.9			
C ₂ Cl ₄ F ₂	1,1,1,2-Tetrachloro-2,2-difluoroethane									-489.9	-407.0	382.9	123.4
C ₂ Cl ₄ F ₂	1,1,2,2-Tetrachloro-1,2-difluoroethane								173.6				
C ₂ Cl ₄ O	Trichloroacetyl chloride					-280.8				-239.8			
C ₂ Cl ₆	Hexachloroethane	-202.8		237.3	198.2					-143.6			
C ₂ F ₃ N	Trifluoroacetoneitrile									-497.9		298.1	77.9
C ₂ F ₄	Tetrafluoroethene	-820.5								-658.9		300.1	80.5
C ₂ F ₆	Hexafluoroethane									-1344.2		332.3	106.7
C ₂ HBr	Bromoacetylene											253.7	55.7
C ₂ HBrClF ₃	1-Bromo-2-chloro-1,1,2-trifluoroethane					-675.3				-644.8			
C ₂ HBrClF ₃	2-Bromo-2-chloro-1,1,1-trifluoroethane					-720.0				-690.4			
C ₂ HCl	Chloroacetylene											242.0	54.3
C ₂ HClF ₂	1-Chloro-2,2-difluoroethene									-315.5	-289.1	303.0	72.1
C ₂ HCl ₂ F	1,1-Dichloro-2-fluoroethene											313.9	76.5
C ₂ HCl ₂ F ₃	2,2-Dichloro-1,1,1-trifluoroethane											352.8	102.5
C ₂ HCl ₃	Trichloroethene					-43.6		228.4	124.4	-9.0		324.8	80.3
C ₂ HCl ₃ O	Trichloroacetaldehyde					-234.5			151.0	-196.6			
C ₂ HCl ₃ O	Dichloroacetyl chloride					-280.4				-241.0			
C ₂ HCl ₃ O ₂	Trichloroacetic acid	-503.3											
C ₂ HCl ₅	Pentachloroethane					-187.6			173.8	-142.0			
C ₂ HF	Fluoroacetylene											231.7	52.4
C ₂ HF ₃	Trifluoroethene									-490.5			
C ₂ HF ₃ O ₂	Trifluoroacetic acid					-1069.9				-1031.4			
C ₂ HF ₅	Pentafluoroethane									-1100.4			
C ₂ H ₂	Acetylene									227.4	209.9	200.9	44.0
C ₂ H ₂ Br ₃	2-Bromo-1,1,1-trifluoroethane									-694.5			
C ₂ H ₂ Br ₂	<i>cis</i> -1,2-Dibromoethene											311.3	68.8
C ₂ H ₂ Br ₂	<i>trans</i> -1,2-Dibromoethene											313.5	70.3
C ₂ H ₂ Br ₂ Cl ₂	1,2-Dibromo-1,2-dichloroethane									-36.9			
C ₂ H ₂ Br ₄	1,1,2,2-Tetrabromoethane								165.7				
C ₂ H ₂ ClF ₃	2-Chloro-1,1,1-trifluoroethane											326.5	89.1
C ₂ H ₂ Cl ₂	1,1-Dichloroethene					-23.9	24.1	201.5	111.3	2.8	25.4	289.0	67.1
C ₂ H ₂ Cl ₂	<i>cis</i> -1,2-Dichloroethene					-26.4		198.4	116.4	4.6		289.6	65.1
C ₂ H ₂ Cl ₂	<i>trans</i> -1,2-Dichloroethene					-24.3	27.3	195.9	116.8	5.0	28.6	290.0	66.7
C ₂ H ₂ Cl ₂ O	Chloroacetyl chloride					-283.7				-244.8			
C ₂ H ₂ Cl ₂ O ₂	Dichloroacetic acid					-496.3							
C ₂ H ₂ Cl ₃ NO	2,2,2-Trichloroacetamide	-358.0											
C ₂ H ₂ Cl ₄	1,1,1,2-Tetrachloroethane											356.0	102.7
C ₂ H ₂ Cl ₄	1,1,2,2-Tetrachloroethane					-195.0		246.9	162.3	-149.2		362.8	100.8
C ₂ H ₂ F ₂	1,1-Difluoroethene									-335.0		266.2	60.1
C ₂ H ₂ F ₂	<i>cis</i> -1,2-Difluoroethene											268.3	58.2
C ₂ H ₂ F ₃ I	1,1,1-Trifluoro-2-iodoethane									-644.5			
C ₂ H ₂ I ₂	<i>cis</i> -1,2-Diiodoethene									-207.4			
C ₂ H ₂ O	Ketene					-67.9				-47.5	-48.3	247.6	51.8
C ₂ H ₂ O ₂	Glyoxal									-212.0	-189.7	272.5	60.6
C ₂ H ₂ O ₄	Oxalic acid	-829.9		109.8	91.0					-731.8	-662.7	320.6	86.2
C ₂ H ₂ O ₄ Sr	Strontium formate	-1393.3											
C ₂ H ₂ S	Thiirene									300.0	275.8	255.3	54.7
C ₂ H ₃ Br	Bromoethene									79.2	81.8	275.8	55.5
C ₂ H ₃ BrO	Acetyl bromide					-223.5				-190.4			
C ₂ H ₃ BrO ₂	Bromoacetic acid									-383.5	-338.3	337.0	80.5
C ₂ H ₃ Cl	Chloroethene	-94.1			59.4	14.6				37.2	53.6	264.0	53.7
C ₂ H ₃ ClF ₂	1-Chloro-1,1-difluoroethane											307.2	82.5
C ₂ H ₃ ClO	Acetyl chloride					-272.9	-208.0	200.8	117.0	-242.8	-205.8	295.1	67.8
C ₂ H ₃ ClO ₂	Chloroacetic acid	-509.7								-427.6	-368.5	325.9	78.8

Molecular formula	Name	Crystal				Liquid				Gas				
		$\Delta_f H^\circ$ kJ/mol	$\Delta_f G^\circ$ kJ/mol	S° J/mol K	C_p J/mol K	$\Delta_f H^\circ$ kJ/mol	$\Delta_f G^\circ$ kJ/mol	S° J/mol K	C_p J/mol K	$\Delta_f H^\circ$ kJ/mol	$\Delta_f G^\circ$ kJ/mol	S° J/mol K	C_p J/mol K	
C ₂ H ₃ Cl ₂ F	1,1-Dichloro-1-fluoroethane												320.2	88.7
C ₂ H ₃ Cl ₃	1,1,1-Trichloroethane					-177.4		227.4	144.3	-144.4			323.1	93.3
C ₂ H ₃ Cl ₃	1,1,2-Trichloroethane					-190.8		232.6	150.9	-151.3			337.2	89.0
C ₂ H ₃ F	Fluoroethene												-138.8	
C ₂ H ₃ FO	Acetyl fluoride					-467.2							-442.1	
C ₂ H ₃ F ₃	1,1,1-Trifluoroethane												-744.6	279.9
C ₂ H ₃ F ₃	1,1,2-Trifluoroethane												-730.7	78.2
C ₂ H ₃ F ₃ O	2,2,2-Trifluoroethanol					-932.4							-888.4	
C ₂ H ₃ I	Iodoethene													285.0
C ₂ H ₃ IO	Acetyl iodide					-163.5							-126.4	
C ₂ H ₃ KO ₂	Potassium acetate	-723.0												
C ₂ H ₃ N	Acetonitrile					40.6	86.5	149.6	91.5	74.0	91.9	243.4	52.2	
C ₂ H ₃ N	Isocyanomethane					130.8	159.5	159.0		163.5	165.7	246.9	52.9	
C ₂ H ₃ NO	Methyl isocyanate					-92.0								
C ₂ H ₃ NO ₂	Nitroethene												300.5	73.7
C ₂ H ₃ NO ₃	Oxamic acid	-661.2											-552.3	
C ₂ H ₃ NS	Methyl isothiocyanate	79.4												
C ₂ H ₃ NaO ₂	Sodium acetate	-708.8	-607.2	123.0	79.9									
C ₂ H ₄	Ethylene											52.4	68.4	219.3
C ₂ H ₄ BrCl	1-Bromo-2-chloroethane								130.1					42.9
C ₂ H ₄ Br ₂	1,1-Dibromoethane					-66.2							327.7	80.8
C ₂ H ₄ Br ₂	1,2-Dibromoethane					-79.2		223.3	136.0				-37.5	
C ₂ H ₄ ClF	1-Chloro-1-fluoroethane												-313.4	
C ₂ H ₄ Cl ₂	1,1-Dichloroethane					-158.4	-73.8	211.8	126.3	-127.7	-70.8	305.1	76.2	
C ₂ H ₄ Cl ₂	1,2-Dichloroethane					-166.8			128.4	-126.4		308.4	78.7	
C ₂ H ₄ F ₂	1,1-Difluoroethane												-497.0	282.5
C ₂ H ₄ I ₂	1,2-Diiodoethane												75.0	67.8
C ₂ H ₄ N ₂ O ₂	Oxamide	-504.4											-387.1	
C ₂ H ₄ N ₂ O ₂	Ethanedial dioxime	-90.5												
C ₂ H ₄ N ₂ O ₄	1,1-Dinitroethane					-148.2								
C ₂ H ₄ N ₂ O ₄	1,2-Dinitroethane					-165.2								
C ₂ H ₄ N ₂ S ₂	Ethanedithioamide	-20.8										83.0		
C ₂ H ₄ N ₄	1 <i>H</i> -1,2,4-Triazol-3-amine	76.8												
C ₂ H ₄ O	Acetaldehyde					-192.2	-127.6	160.2	89.0	-166.2	-133.0	263.8	55.3	
C ₂ H ₄ O	Oxirane					-78.0	-11.8	153.9	88.0	-52.6	-13.0	242.5	47.9	
C ₂ H ₄ OS	Thioacetic acid					-216.9							-175.1	
C ₂ H ₄ O ₂	Acetic acid					-484.3	-389.9	159.8	123.3	-432.2	-374.2	283.5	63.4	
C ₂ H ₄ O ₂	Methyl formate					-386.1			119.1	-357.4		285.3	64.4	
C ₂ H ₄ O ₃	Peroxyacetic acid													82.4
C ₂ H ₄ O ₃	Glycolic acid												-583.0	318.6
C ₂ H ₄ S	Thiirane					51.6				82.0	96.8	255.2	53.3	
C ₂ H ₄ Si	Ethynylsilane												269.4	72.6
C ₂ H ₅ Br	Bromoethane					-90.5	-25.8	198.7	100.8	-61.9	-23.9	286.7	64.5	
C ₂ H ₅ Cl	Chloroethane					-136.8	-59.3	190.8	104.3	-112.1	-60.4	276.0	62.8	
C ₂ H ₅ ClO	2-Chloroethanol					-295.4								
C ₂ H ₅ F	Fluoroethane													264.5
C ₂ H ₅ I	Iodoethane					-40.0	14.7	211.7	115.1	-8.1	19.2	306.0	66.9	
C ₂ H ₅ N	Ethyleneimine							91.9					126.5	
C ₂ H ₅ NO	Acetamide	-317.0		115.0	91.3								-238.3	
C ₂ H ₅ NO	<i>N</i> -Methylformamide								123.8					
C ₂ H ₅ NO ₂	Nitroethane					-143.9			134.4	-103.8		320.5	79.0	
C ₂ H ₅ NO ₂	Glycine	-528.5											-392.1	
C ₂ H ₅ NO ₃	2-Nitroethanol					-350.7								
C ₂ H ₅ NO ₃	Ethyl nitrate					-190.4							-154.1	
C ₂ H ₅ NS	Thioacetamide	-71.7											11.4	
C ₂ H ₆	Ethane												-84.0	229.2
C ₂ H ₆ Cd	Dimethyl cadmium					63.6	139.0	201.9	132.0	101.6	146.9	303.0		52.5
C ₂ H ₆ Hg	Dimethyl mercury					59.8	140.3	209.0		94.4	146.1	306.0		83.3
C ₂ H ₆ N ₂ O	<i>N</i> -Methylurea	-332.8												
C ₂ H ₆ N ₄ O ₂	1,2-Hydrazinedicarboxamide	-498.7												
C ₂ H ₆ N ₄ O ₂	Oxalyl dihydrazide	-295.2												
C ₂ H ₆ O	Ethanol					-277.6	-174.8	160.7	112.3	-234.8	-167.9	281.6	65.6	
C ₂ H ₆ O	Dimethyl ether					-203.3							-184.1	266.4
C ₂ H ₆ OS	Dimethyl sulfoxide					-204.2	-99.9	188.3	153.0	-151.3				64.4
C ₂ H ₆ O ₂	Ethylene glycol					-460.0		163.2	148.6	-392.2		303.8	82.7	
C ₂ H ₆ O ₂ S	Dimethyl sulfone	-450.1	-302.4	142.0									-373.1	310.6

Molecular formula	Name	Crystal				Liquid				Gas			
		$\Delta_f H^\circ$ kJ/mol	$\Delta_f G^\circ$ kJ/mol	S° J/mol K	C_p J/mol K	$\Delta_f H^\circ$ kJ/mol	$\Delta_f G^\circ$ kJ/mol	S° J/mol K	C_p J/mol K	$\Delta_f H^\circ$ kJ/mol	$\Delta_f G^\circ$ kJ/mol	S° J/mol K	C_p J/mol K
C ₂ H ₆ O ₃ S	Dimethyl sulfite					-523.6				-483.4			
C ₂ H ₆ O ₄ S	Dimethyl sulfate					-735.5				-687.0			
C ₂ H ₆ S	Ethaneethiol					-73.6	-5.5	207.0	117.9	-46.1	-4.8	296.2	72.7
C ₂ H ₆ S	Dimethyl sulfide					-65.3		196.4	118.1	-37.4		286.0	74.1
C ₂ H ₆ S ₂	1,2-Ethanedithiol					-54.3				-9.7			
C ₂ H ₆ S ₂	Dimethyl disulfide					-62.6		235.4	146.1	-24.7			
C ₂ H ₆ Zn	Dimethyl zinc					23.4		201.6	129.2	53.0			
C ₂ H ₇ N	Ethylamine					-74.1			130.0	-47.5	36.3	283.8	71.5
C ₂ H ₇ N	Dimethylamine					-43.9	70.0	182.3	137.7	-18.8	68.5	273.1	70.7
C ₂ H ₇ NO	Ethanolamine								195.5				
C ₂ H ₉ ClN	Dimethylamine hydrochloride	-289.3											
C ₂ H ₈ N ₂	1,2-Ethanediamine					-63.0			172.6	-18.0			
C ₂ H ₈ N ₂	1,1-Dimethylhydrazine					48.9	206.4	198.0	164.1	84.1			
C ₂ H ₈ N ₂	1,2-Dimethylhydrazine					52.7				92.2			
C ₂ H ₈ N ₂ O ₄	Ammonium oxalate	-1123.0			226.0								
C ₂ HgO ₄	Mercury(II) oxalate	-678.2											
C ₂ I ₂	Diodoacetylene										313.1	70.3	
C ₂ I ₄	Tetraiodoethene	305.0											
C ₂ K ₂ O ₄	Potassium oxalate	-1346.0											
C ₂ MgO ₄	Magnesium oxalate	-1269.0											
C ₂ N ₂	Cyanogen					285.9				306.7		241.9	56.8
C ₂ N ₄ O ₆	Trinitroacetone					183.7							
C ₂ Na ₂ O ₄	Sodium oxalate									-1318.0			
C ₂ O ₄ Pb	Lead(II) oxalate	-851.4	-750.1	146.0	105.4								
C ₃ F ₈	Perfluoropropane									-1783.2			
C ₃ H ₂ N ₂	Malononitrile	186.4								265.5			
C ₃ H ₂ O ₂	2-Propynoic acid					-193.2							
C ₃ H ₂ O ₃	1,3-Dioxol-2-one					-459.9				-418.6			
C ₃ H ₃ Cl ₃	1,2,3-Trichloropropene					-101.8							
C ₃ H ₃ F ₃	3,3,3-Trifluoropropene									-614.2			
C ₃ H ₃ N	Acrylonitrile					147.1				180.6			
C ₃ H ₃ NO	Oxazole					-48.0				-15.5			
C ₃ H ₃ NO	Isoxazole					42.1				78.6			
C ₃ H ₄	Allene									190.5			
C ₃ H ₄	Propyne									184.9			
C ₃ H ₄	Cyclopropene									277.1			
C ₃ H ₄ Cl ₂	2,3-Dichloropropene					-73.3							
C ₃ H ₄ Cl ₄	1,1,1,3-Tetrachloropropene					-208.7							
C ₃ H ₄ Cl ₄	1,2,2,3-Tetrachloropropene					-251.8							
C ₃ H ₄ F ₃ O	2,2,3,3-Tetrafluoro-1-propanol					-1114.9				-1061.3			
C ₃ H ₄ N ₂	1 <i>H</i> -Pyrazole	105.4			81.0					179.4			
C ₃ H ₄ N ₂	Imidazole	49.8								132.9			
C ₃ H ₄ O	Acrolein												71.3
C ₃ H ₄ O ₂	1,2-Propanedione					-309.1				-271.0			
C ₃ H ₄ O ₂	Acrylic acid					-383.8			145.7				
C ₃ H ₄ O ₂	2-Oxetanone					-329.9		175.3	122.1	-282.9			
C ₃ H ₄ O ₃	Ethylene carbonate					-682.8			133.9	-508.4			
C ₃ H ₅ Br	<i>cis</i> -1-Bromopropene					7.9				40.8			
C ₃ H ₅ Br	3-Bromopropene					12.2				45.2			
C ₃ H ₅ BrO	Bromoacetone									-181.0			
C ₃ H ₅ Cl	2-Chloropropene									-21.0			
C ₃ H ₅ Cl	3-Chloropropene								125.1				
C ₃ H ₅ ClO	Epichlorohydrin					-148.4			131.6	-107.8			
C ₃ H ₅ ClO ₂	2-Chloropropanoic acid					-522.5				-475.8			
C ₃ H ₅ ClO ₂	3-Chloropropanoic acid	-549.3											
C ₃ H ₅ ClO ₂	Ethyl chloroformate					-505.3				-462.9			
C ₃ H ₅ ClO ₂	Methyl chloroacetate					-487.0				-444.0			
C ₃ H ₅ Cl ₃	1,2,3-Trichloropropane					-230.6			183.6	-182.9			
C ₃ H ₅ I	3-Iodopropene					53.7				91.5			
C ₃ H ₅ IO	Iodoacetone									-130.5			
C ₃ H ₅ IO ₂	3-Iodopropanoic acid	-460.0											
C ₃ H ₅ N	Propanenitrile					15.5			119.3	51.7			
C ₃ H ₅ N	2-Propyn-1-amine					205.7							
C ₃ H ₅ N	Ethyl isocyanide					108.6				141.7			
C ₃ H ₅ NO	Acrylamide	-212.1			110.6	-224.0				-130.2			
C ₃ H ₅ NO ₃	Nitroacetone					-278.6							

Molecular formula	Name	Crystal				Liquid				Gas			
		$\Delta_f H^\circ$ kJ/mol	$\Delta_f G^\circ$ kJ/mol	S° J/mol K	C_p J/mol K	$\Delta_f H^\circ$ kJ/mol	$\Delta_f G^\circ$ kJ/mol	S° J/mol K	C_p J/mol K	$\Delta_f H^\circ$ kJ/mol	$\Delta_f G^\circ$ kJ/mol	S° J/mol K	C_p J/mol K
C ₃ H ₈ N ₂ O ₃	Oxymethurea	-717.0											
C ₃ H ₈ O	1-Propanol					-302.6		193.6	143.9	-255.1		322.6	85.6
C ₃ H ₈ O	2-Propanol					-318.1		181.1	156.5	-272.6		309.2	89.3
C ₃ H ₈ O	Ethyl methyl ether									-216.4		309.2	93.3
C ₃ H ₈ O ₂	1,2-Propylene glycol					-501.0			190.8	-429.8			
C ₃ H ₈ O ₂	1,3-Propylene glycol					-480.8				-408.0			
C ₃ H ₈ O ₂	Ethylene glycol monomethyl ether								171.1				
C ₃ H ₈ O ₃	Dimethoxymethane					-377.8		244.0	162.0	-348.5			
C ₃ H ₈ O ₃	Glycerol					-669.6		206.3	218.9	-577.9			
C ₃ H ₈ S	1-Propanethiol					-99.9		242.5	144.6	-67.8			
C ₃ H ₈ S	2-Propanethiol					-105.9		233.5	145.3	-76.2			
C ₃ H ₈ S	Ethyl methyl sulfide					-91.6		239.1	144.6	-59.6			
C ₃ H ₈ S ₂	1,3-Propanedithiol					-79.4				-29.8			
C ₃ H ₉ Al	Trimethyl aluminum					-136.4	-9.9	209.4	155.6	-74.1			
C ₃ H ₉ B	Trimethylborane					-143.1	-32.1	238.9		-124.3	-35.9	314.7	88.5
C ₃ H ₉ BO ₃	Trimethyl borate								189.9				
C ₃ H ₉ ClSi	Trimethylchlorosilane					-382.8	-246.4	278.2		-352.8	-243.5	369.1	
C ₃ H ₉ N	Propylamine					-101.5			164.1	-70.1	39.9	325.4	91.2
C ₃ H ₉ N	Isopropylamine					-112.3		218.3	163.8	-83.7	32.2	312.2	97.5
C ₃ H ₉ N	Trimethylamine					-45.7		208.5	137.9	-23.6		287.1	91.8
C ₃ H ₁₀ ClN	Propylamine hydrochloride	-354.7											
C ₃ H ₁₀ ClN	Trimethylamine hydrochloride	-282.9											
C ₃ H ₁₀ N ₂	1,2-Propanediamine, (±)									-53.6			
C ₃ H ₁₀ Si	Trimethylsilane											331.0	117.9
C ₃ H ₁₂ BN	Trimethylamine borane	-142.5	70.7	187.0									
C ₃ H ₁₂ BN	Aminetrimethylboron	-284.1	-79.3	218.0									
C ₄ Cl ₆	Hexachloro-1,3-butadiene					-24.5							
C ₄ F ₈	Perfluorocyclobutane									-1542.6			
C ₄ F ₁₀	Perfluorobutane								127.2				
C ₄ H ₂ N ₂	<i>trans</i> -2-Butenedinitrile	268.2								340.2			
C ₄ H ₂ O ₃	Maleic anhydride	-469.8								-398.3			
C ₄ H ₂ O ₄	2-Butyenedioic acid	-577.3											
C ₄ H ₃ NO ₃	2-Nitrofurane	-104.1								-28.8			
C ₄ H ₄ BrNO ₂	<i>N</i> -Bromosuccinimide	-335.9											
C ₄ H ₄ ClNO ₂	<i>N</i> -Chlorosuccinimide	-357.9											
C ₄ H ₄ N ₂	Succinonitrile	139.7		191.6	145.6					209.7			
C ₄ H ₄ N ₂	Pyrazine	139.8								196.1			
C ₄ H ₄ N ₂	Pyrimidine					145.9				195.7			
C ₄ H ₄ N ₂	Pyridazine					224.9				278.3			
C ₄ H ₄ N ₂ O ₂	Uracil	-429.4		120.5						-302.9			
C ₄ H ₄ N ₂ O ₃	Barbituric acid	-634.7											
C ₄ H ₄ O	Furan					-62.3		177.0	114.8	-34.8		267.2	65.4
C ₄ H ₄ O ₂	Diketene					-233.1				-190.3			
C ₄ H ₄ O ₃	Succinic anhydride	-608.6								-527.9			
C ₄ H ₄ O ₄	Maleic acid	-789.4		160.8	137.0					-679.4			
C ₄ H ₄ O ₄	Fumaric acid	-811.7		168.0	142.0					-675.8			
C ₄ H ₄ S	Thiophene					80.2		181.2	123.8	114.9	126.1	278.8	72.8
C ₄ H ₅ N	<i>trans</i> -2-Butenenitrile					95.1				134.3			
C ₄ H ₅ N	3-Butenenitrile					117.8				159.7			
C ₄ H ₅ N	2-Methylacrylonitrile								126.3				
C ₄ H ₅ N	Pyrrrole					63.1		156.4	127.7	108.2			
C ₄ H ₅ N	Cyclopropanecarbonitrile					140.8				182.8			
C ₄ H ₅ NO ₂	Succinimide	-459.0								-375.4			
C ₄ H ₅ NS	4-Methylthiazole					67.9				111.8			
C ₄ H ₅ N ₃ O	Cytosine	-221.3		132.6									
C ₄ H ₆	1,2-Butadiene					138.6				162.3			
C ₄ H ₆	1,3-Butadiene					88.5		199.0	123.6	110.0			
C ₄ H ₆	1-Butyne					141.4				165.2			
C ₄ H ₆	2-Butyne					119.1				145.7			
C ₄ H ₆	Cyclobutene									156.7			
C ₄ H ₆ N ₂ O ₂	2,5-Piperazinedione	-446.5											
C ₄ H ₆ O	Divinyl ether					-39.8				-13.6			
C ₄ H ₆ O	<i>trans</i> -2-Butenal					-138.7				-100.6			
C ₄ H ₆ O ₂	<i>trans</i> -2-Butenoic acid												
C ₄ H ₆ O ₂	Methacrylic acid								161.1				
C ₄ H ₆ O ₂	Vinyl acetate					-349.2				-314.4			

Molecular formula	Name	Crystal				Liquid				Gas			
		$\Delta_f H^\circ$ kJ/mol	$\Delta_f G^\circ$ kJ/mol	S° J/mol K	C_p J/mol K	$\Delta_f H^\circ$ kJ/mol	$\Delta_f G^\circ$ kJ/mol	S° J/mol K	C_p J/mol K	$\Delta_f H^\circ$ kJ/mol	$\Delta_f G^\circ$ kJ/mol	S° J/mol K	C_p J/mol K
C ₄ H ₆ O ₂	Methyl acrylate					-362.2		239.5	158.8	-333.0			
C ₄ H ₆ O ₂	γ -Butyrolactone					-420.9			141.4	-366.5			
C ₄ H ₆ O ₃	Acetic anhydride					-624.4				-572.5			
C ₄ H ₆ O ₃	Propylene carbonate					-613.2			218.6	-582.5			
C ₄ H ₆ O ₄	Succinic acid	-940.5		167.3	153.1					-823.0			
C ₄ H ₆ O ₄	Dimethyl oxalate	-756.3								-708.9			
C ₄ H ₆ S	2,3-Dihydrothiophene					52.9				90.7	133.5	303.5	79.8
C ₄ H ₆ S	2,5-Dihydrothiophene					47.0				86.9	131.6	297.1	83.3
C ₄ H ₇ ClO	2-Chloroethyl vinyl ether					-208.1				-170.1			
C ₄ H ₇ ClO ₂	2-Chlorobutanoic acid					-575.5							
C ₄ H ₇ ClO ₂	3-Chlorobutanoic acid					-566.3							
C ₄ H ₇ ClO ₂	4-Chlorobutanoic acid					-566.3							
C ₄ H ₇ ClO ₂	Propyl chlorocarbonate					-533.4				-492.7			
C ₄ H ₇ N	Butanenitrile					-5.8				33.6			
C ₄ H ₇ N	2-Methylpropanenitrile					-13.8				23.4			
C ₄ H ₇ NO	Acetone cyanohydrin					-120.9							
C ₄ H ₇ NO	2-Pyrrolidone					-286.2							
C ₄ H ₇ NO	2-Methyl-2-oxazoline					-169.5				-130.5			
C ₄ H ₇ NO ₄	Iminodiacetic acid	-932.6											
C ₄ H ₇ NO ₄	Ethyl nitroacetate					-487.1							
C ₄ H ₇ NO ₄	L-Aspartic acid	-973.3											
C ₄ H ₇ N ₃ O	Creatinine	-238.5											
C ₄ H ₈	1-Butene					-20.8		227.0	118.0	0.1			
C ₄ H ₈	cis-2-Butene					-29.8		219.9	127.0	-7.1			
C ₄ H ₈	trans-2-Butene					-33.3				-11.4			
C ₄ H ₈	Isobutene					-37.5				-16.9			
C ₄ H ₈	Cyclobutane					3.7				27.7			
C ₄ H ₈	Methylcyclopropane					1.7							
C ₄ H ₈ Br ₂	1,2-Dibromobutane					-142.1				-91.6			
C ₄ H ₈ Br ₂	1,3-Dibromobutane					-148.0							
C ₄ H ₈ Br ₂	1,4-Dibromobutane					-140.3				-87.8			
C ₄ H ₈ Br ₂	2,3-Dibromobutane					-139.6				-102.0			
C ₄ H ₈ Br ₂	1,2-Dibromo-2-methylpropane					-156.6				-113.3			
C ₄ H ₈ Cl ₂	1,3-Dichlorobutane					-237.3				-195.0			
C ₄ H ₈ Cl ₂	1,4-Dichlorobutane					-229.8				-183.4			
C ₄ H ₈ Cl ₂ O	Bis(2-chloroethyl) ether								220.9				
C ₄ H ₈ I ₂	1,4-Diiodobutane					-30.0							
C ₄ H ₈ N ₂ O ₂	Succinamide	-581.2											
C ₄ H ₈ N ₂ O ₂	Dimethylglyoxime	-199.7											
C ₄ H ₈ N ₂ O ₃	L-Asparagine	-789.4											
C ₄ H ₈ N ₂ O ₃	N-Glycylglycine	-747.7											
C ₄ H ₈ N ₂ O ₄	1,4-Dinitrobutane					-237.5							
C ₄ H ₈ N ₆ O ₆	Cyclotetramethylenetetranitramine									187.9		568.8	275.5
C ₄ H ₈ O	Ethyl vinyl ether					-167.4				-140.8			
C ₄ H ₈ O	1,2-Epoxybutane					-168.9		230.9	147.0				
C ₄ H ₈ O	Butanal					-239.2		246.6	163.7	-204.8		343.7	103.4
C ₄ H ₈ O	Isobutanal					-247.3				-215.7			
C ₄ H ₈ O	2-Butanone					-273.3		239.1	158.7	-238.5		339.9	101.7
C ₄ H ₈ O	Tetrahydrofuran					-216.2		204.3	124.0	-184.1		302.4	76.3
C ₄ H ₈ OS	S-Ethyl thioacetate					-268.2				-228.1			
C ₄ H ₈ O ₂	Butanoic acid					-533.8		222.2	178.6	-475.9			
C ₄ H ₈ O ₂	2-Methylpropanoic acid								173.0				
C ₄ H ₈ O ₂	Propyl formate					-500.3				-462.7			
C ₄ H ₈ O ₂	Ethyl acetate					-479.3		257.7	170.7	-443.6			
C ₄ H ₈ O ₂	Methyl propanoate								171.2				
C ₄ H ₈ O ₂	1,3-Dioxane					-379.7			143.9	-340.6			
C ₄ H ₈ O ₂	1,4-Dioxane					-353.9		270.2	152.1	-315.3			
C ₄ H ₈ O ₂	2-Methyl-1,3-dioxolane					-386.9				-352.0			
C ₄ H ₈ O ₂ S	Sulfolane								180.0				
C ₄ H ₈ S	Tetrahydrothiophene					-72.9				-34.1	45.8	309.6	92.5
C ₄ H ₈ S ₂	1,3-Dithiane									-10.0	72.4	333.5	110.4
C ₄ H ₈ S ₂	1,4-Dithiane									0.0	84.5	326.2	109.7
C ₄ H ₉ Br	1-Bromobutane					-143.8				-107.1			
C ₄ H ₉ Br	2-Bromobutane, (\pm)					-154.9				-120.3			
C ₄ H ₉ Br	2-Bromo-2-methylpropane					-164.4				-132.4			
C ₄ H ₉ Cl	1-Chlorobutane					-188.1				-154.4			

Molecular formula	Name	Crystal				Liquid				Gas				
		$\Delta_f H^\circ$ kJ/mol	$\Delta_f G^\circ$ kJ/mol	S° J/mol K	C_p J/mol K	$\Delta_f H^\circ$ kJ/mol	$\Delta_f G^\circ$ kJ/mol	S° J/mol K	C_p J/mol K	$\Delta_f H^\circ$ kJ/mol	$\Delta_f G^\circ$ kJ/mol	S° J/mol K	C_p J/mol K	
C ₄ H ₁₂ BrN	Tetramethylammonium bromide	-251.0												
C ₄ H ₁₂ ClN	Diethylamine hydrochloride	-358.6												
C ₄ H ₁₂ ClN	Tetramethylammonium chloride	-276.4												
C ₄ H ₁₂ I	Tetramethylammonium iodide	-203.9												
C ₄ H ₁₂ N ₂	2-Methyl-1,2-propanediamine					-133.9					-90.3			
C ₄ H ₁₂ Pb	Tetramethyl lead					97.9					135.9			
C ₄ H ₁₂ Si	Tetramethylsilane					-264.0	-100.0	277.3	204.1		-239.1	-99.9	359.0	143.9
C ₄ H ₁₂ Sn	Tetramethylstannane					-52.3					-18.8			
C ₄ H ₁₃ N ₃	Bis(2-aminoethyl)amine								254.0					
C ₄ N ₂	2-Butynedinitrile					500.4					529.2			
C ₄ NiO ₄	Nickel carbonyl					-633.0	-588.2	313.4	204.6		-602.9	-587.2	410.6	145.2
C ₅ FeO ₅	Iron pentacarbonyl					-774.0	-705.3	338.1	240.6					
C ₅ H ₂ F ₆ O ₂	Hexafluoroacetylacetone	-2286.7												
C ₅ H ₃ NO ₅	5-Nitro-2-furancarboxylic acid	-516.8												
C ₅ H ₄ N ₄	1 <i>H</i> -Purine	169.4												
C ₅ H ₄ N ₄ O	Hypoxanthine	-110.8		145.6	134.5									
C ₅ H ₄ N ₄ O ₂	Xanthine	-379.6		161.1	151.3									
C ₅ H ₄ N ₄ O ₃	Uric acid	-618.8		173.2	166.1									
C ₅ H ₄ O ₂	Furfural					-201.6			163.2		-151.0			
C ₅ H ₄ O ₃	2-Furancarboxylic acid	-498.4									-390.0			
C ₅ H ₄ O ₃	3-Methyl-2,5-furandione					-504.5					-447.2			
C ₅ H ₃ F ₃ O ₂	1,1,1-Trifluoro-2,4-pentanedione					-1040.2					-993.3			
C ₅ H ₅ N	Pyridine					100.2			132.7		140.4			
C ₅ H ₅ NO	1 <i>H</i> -Pyrrole-2-carboxaldehyde	-106.4												
C ₅ H ₅ N ₅	Adenine	96.9			147.0						205.7			
C ₅ H ₅ N ₅ O	Guanine	-183.9												
C ₅ H ₆	<i>cis</i> -3-Penten-1-yne					226.5								
C ₅ H ₆	<i>trans</i> -3-Penten-1-yne					228.2								
C ₅ H ₆	1,3-Cyclopentadiene					105.9					134.3			
C ₅ H ₆ N ₂ O ₂	Thymine	-462.8			150.8						-328.7			
C ₅ H ₆ O ₂	Furfuryl alcohol					-276.2			204.0		-211.8			
C ₅ H ₆ O ₄	<i>trans</i> -1-Propene-1,2-dicarboxylic acid	-824.4												
C ₅ H ₆ S	2-Methylthiophene					44.6			218.5	149.8	83.5			
C ₅ H ₆ S	3-Methylthiophene					43.1					82.5			
C ₅ H ₇ N	<i>trans</i> -3-Pentenitrile					80.9					125.7			
C ₅ H ₇ N	Cyclobutanecarbonitrile					103.0					147.4			
C ₅ H ₇ N	1-Methylpyrrole					62.4					103.1			
C ₅ H ₇ N	2-Methylpyrrole					23.3					74.0			
C ₅ H ₇ N	3-Methylpyrrole					20.5					70.2			
C ₅ H ₇ NO ₂	Ethyl cyanoacetate								220.2					
C ₅ H ₈	1,2-Pentadiene										140.7			
C ₅ H ₈	<i>cis</i> -1,3-Pentadiene										81.4			
C ₅ H ₈	<i>trans</i> -1,3-Pentadiene										76.1			
C ₅ H ₈	1,4-Pentadiene										105.7			
C ₅ H ₈	2,3-Pentadiene										133.1			
C ₅ H ₈	3-Methyl-1,2-butadiene					101.2								
C ₅ H ₈	2-Methyl-1,3-butadiene					48.2			229.3	152.6	75.5			
C ₅ H ₈	Cyclopentene					4.3			201.2	122.4	34.0			
C ₅ H ₈	Spiropentane					157.5			193.7	134.5	185.2			
C ₅ H ₈	Methylenecyclobutane					93.8					121.6			
C ₅ H ₈ N ₄ O ₁₂	Pentaerythritol tetranitrate	-538.6									-387.0		614.7	294.8
C ₅ H ₈ O	Cyclopentanone					-235.9					-192.1			
C ₅ H ₈ O ₂	4-Pentenoic acid					-430.6								
C ₅ H ₈ O ₂	Allyl acetate								184.1					
C ₅ H ₈ O ₂	Ethyl acrylate					-370.6					-354.2			
C ₅ H ₈ O ₂	Methyl <i>trans</i> -2-butenate					-382.9					-341.9			
C ₅ H ₈ O ₂	Methyl methacrylate								191.2					
C ₅ H ₈ O ₂	2,4-Pentanedione					-423.8					-382.0			
C ₅ H ₈ O ₂	Dihydro-4-methyl-2(3 <i>H</i>)-furanone					-461.3					-406.5			
C ₅ H ₈ O ₂	Tetrahydro-2 <i>H</i> -pyran-2-one					-436.7					-379.6			
C ₅ H ₈ O ₃	Methyl acetoacetate					-623.2								
C ₅ H ₈ O ₄	Glutaric acid	-960.0												
C ₅ H ₉ ClO ₂	Propyl chloroacetate					-515.5					-467.0			
C ₅ H ₉ N	Pentanenitrile					-33.1					10.5			
C ₅ H ₉ N	2,2-Dimethylpropanenitrile					-39.8			232.0	179.4	-2.3			

Molecular formula	Name	Crystal				Liquid				Gas			
		$\Delta_f H^\circ$ kJ/mol	$\Delta_f G^\circ$ kJ/mol	S° J/mol K	C_p J/mol K	$\Delta_f H^\circ$ kJ/mol	$\Delta_f G^\circ$ kJ/mol	S° J/mol K	C_p J/mol K	$\Delta_f H^\circ$ kJ/mol	$\Delta_f G^\circ$ kJ/mol	S° J/mol K	C_p J/mol K
C ₅ H ₉ N	1,2,5,6-Tetrahydropyridine					33.5							
C ₅ H ₉ NO	2-Piperidinone	-306.6											
C ₅ H ₉ NO	<i>N</i> -Methyl-2-pyrrolidone					-262.2			307.8				
C ₅ H ₉ NO ₂	<i>L</i> -Proline	-515.2								-366.2			
C ₅ H ₉ NO ₄	<i>D</i> -Glutamic acid	-1005.3											
C ₅ H ₉ NO ₄	<i>L</i> -Glutamic acid	-1009.7											
C ₅ H ₁₀	1-Pentene					-46.9		262.6	154.0	-21.1			
C ₅ H ₁₀	<i>cis</i> -2-Pentene					-53.7		258.6	151.7	-27.6			
C ₅ H ₁₀	<i>trans</i> -2-Pentene					-58.2		256.5	157.0	-31.9			
C ₅ H ₁₀	2-Methyl-1-butene					-61.1		254.0	157.2	-35.2			
C ₅ H ₁₀	3-Methyl-1-butene					-51.5		253.3	156.1	-27.5			
C ₅ H ₁₀	2-Methyl-2-butene					-68.6		251.0	152.8	-41.7			
C ₅ H ₁₀	Cyclopentane					-105.1		204.5	128.8	-76.4			
C ₅ H ₁₀	Methylcyclobutane					-44.5							
C ₅ H ₁₀	Ethylcyclopropane					-24.8							
C ₅ H ₁₀	1,1-Dimethylcyclopropane					-33.3				-8.2			
C ₅ H ₁₀	<i>cis</i> -1,2-Dimethylcyclopropane					-26.3							
C ₅ H ₁₀	<i>trans</i> -1,2-Dimethylcyclopropane					-30.7							
C ₅ H ₁₀ Br ₂	2,3-Dibromo-2-methylbutane									-137.6			
C ₅ H ₁₀ N ₂ O	<i>N</i> -Nitrosopiperidine					-31.1				16.6			
C ₅ H ₁₀ N ₂ O ₂	<i>N</i> -Nitropiperidine					-93.0				-44.5			
C ₅ H ₁₀ N ₂ O ₃	<i>L</i> -Glutamine	-826.4											
C ₅ H ₁₀ O	Cyclopentanol					-300.1		204.1	182.5	-242.5		362.9	
C ₅ H ₁₀ O	Pentanal					-267.2				-228.4			
C ₅ H ₁₀ O	2-Pentanone					-297.3			184.1	-258.8			
C ₅ H ₁₀ O	3-Pentanone					-296.5		266.0	190.9	-257.9			
C ₅ H ₁₀ O	3-Methyl-2-butanone					-299.5		268.5	179.9	-262.6			
C ₅ H ₁₀ O	3,3-Dimethylloxetane					-182.2				-148.2			
C ₅ H ₁₀ O	Tetrahydropyran					-258.3				-223.4			
C ₅ H ₁₀ OS	<i>S</i> -Propyl thioacetate					-294.5				-250.4			
C ₅ H ₁₀ O ₂	Pentanoic acid					-559.4		259.8	210.3	-491.9			
C ₅ H ₁₀ O ₂	2-Methylbutanoic acid					-554.5							
C ₅ H ₁₀ O ₂	3-Methylbutanoic acid					-561.6				-510.0			
C ₅ H ₁₀ O ₂	2,2-Dimethylpropanoic acid	-564.5								-491.3			
C ₅ H ₁₀ O ₂	Butyl formate								200.2				
C ₅ H ₁₀ O ₂	Propyl acetate								196.2				
C ₅ H ₁₀ O ₂	Isopropyl acetate					-518.9			199.4	-481.6			
C ₅ H ₁₀ O ₂	Ethyl propanoate					-502.7				-463.4			
C ₅ H ₁₀ O ₂	Methyl butanoate								198.2				
C ₅ H ₁₀ O ₂	(Ethoxymethyl)oxirane					-296.5							
C ₅ H ₁₀ O ₂	4-Methyl-1,3-dioxane					-416.1				-376.9			
C ₅ H ₁₀ O ₂	<i>cis</i> -1,2-Cyclopentanediol	-485.0											
C ₅ H ₁₀ O ₂	<i>trans</i> -1,2-Cyclopentanediol	-490.1											
C ₅ H ₁₀ O ₂	Tetrahydrofurfuryl alcohol					-435.7				-369.1			
C ₅ H ₁₀ O ₃	Diethyl carbonate					-681.5				-637.9			
C ₅ H ₁₀ O ₃	Ethylene glycol monomethyl ether acetate								310.0				
C ₅ H ₁₀ O ₃	Ethyl lactate								254.0				
C ₅ H ₁₀ O ₄	Glycerol 1-acetate, (<i>DL</i>)					-909.2							
C ₅ H ₁₀ O ₅	<i>D</i> -Ribose	-1047.2											
C ₅ H ₁₀ O ₅	<i>D</i> -Xylose	-1057.8											
C ₅ H ₁₀ O ₅	α - <i>D</i> -Arabinopyranose	-1057.9											
C ₅ H ₁₀ S	Thiacyclohexane					-106.3		218.2	163.3	-63.5	53.1	323.0	109.7
C ₅ H ₁₀ S	Cyclopentanethiol					-89.5		256.9	165.2	-48.1			
C ₅ H ₁₁ Br	1-Bromopentane					-170.2				-128.9			
C ₅ H ₁₁ Cl	1-Chloropentane					-213.2				-174.9			
C ₅ H ₁₁ Cl	1-Chloro-3-methylbutane					-216.0				-179.7			
C ₅ H ₁₁ Cl	2-Chloro-2-methylbutane					-235.7				-202.2			
C ₅ H ₁₁ Cl	2-Chloro-3-methylbutane					-226.6				-185.1			
C ₅ H ₁₁ N	Cyclopentylamine					-95.1		241.0	181.2	-54.9			
C ₅ H ₁₁ N	Piperidine					-86.4		210.0	179.9	-47.1			
C ₅ H ₁₁ NO	Pentanamide	-379.5								-290.2			
C ₅ H ₁₁ NO	2,2-Dimethylpropanamide	-399.7								-313.1			
C ₅ H ₁₁ NO ₂	1-Nitropentane					-215.4				-164.4	390.9	137.1	
C ₅ H ₁₁ NO ₂	<i>DL</i> -Valine	-628.9											
C ₅ H ₁₁ NO ₂	<i>L</i> -Valine	-617.9								-455.1			

Molecular formula	Name	Crystal				Liquid				Gas			
		$\Delta_f H^\circ$ kJ/mol	$\Delta_f G^\circ$ kJ/mol	S° J/mol K	C_p J/mol K	$\Delta_f H^\circ$ kJ/mol	$\Delta_f G^\circ$ kJ/mol	S° J/mol K	C_p J/mol K	$\Delta_f H^\circ$ kJ/mol	$\Delta_f G^\circ$ kJ/mol	S° J/mol K	C_p J/mol K
C ₅ H ₁₁ NO ₂	5-Aminopentanoic acid	-604.1								-460.0			
C ₅ H ₁₁ NO ₂ S	L-Methionine	-577.5								-413.5			
C ₅ H ₁₁ NO ₄	2-Ethyl-2-nitro-1,3-propanediol	-606.4											
C ₅ H ₁₂	Pentane					-173.5			167.2	-146.9			
C ₅ H ₁₂	Isopentane					-178.4		260.4	164.8	-153.6			
C ₅ H ₁₂	Neopentane					-190.2				-168.0			
C ₅ H ₁₂ N ₂ O	Butylurea	-419.5											
C ₅ H ₁₂ N ₂ O	tert-Butylurea	-417.4											
C ₅ H ₁₂ N ₂ O	N,N-Diethylurea	-372.2											
C ₅ H ₁₂ N ₂ O	Tetramethylurea					-262.2							
C ₅ H ₁₂ N ₂ S	Tetramethylthiourea	-38.1								44.9			
C ₅ H ₁₂ O	1-Pentanol					-351.6			208.1	-294.6			
C ₅ H ₁₂ O	2-Pentanol					-365.2				-311.0			
C ₅ H ₁₂ O	3-Pentanol					-368.9			239.7	-314.9			
C ₅ H ₁₂ O	2-Methyl-1-butanol, (±)					-356.6				-301.4			
C ₅ H ₁₂ O	3-Methyl-1-butanol					-356.4				-300.7			
C ₅ H ₁₂ O	2-Methyl-2-butanol					-379.5			247.1	-329.3			
C ₅ H ₁₂ O	3-Methyl-2-butanol, (±)					-366.6				-313.5			
C ₅ H ₁₂ O	2,2-Dimethyl-1-propanol					-399.4							
C ₅ H ₁₂ O	Butyl methyl ether					-290.6		295.3	192.7	-258.1			
C ₅ H ₁₂ O	Methyl tert-butyl ether					-313.6		265.3	187.5	-283.7			
C ₅ H ₁₂ O	Ethyl propyl ether					-303.6		295.0	197.2	-272.0			
C ₅ H ₁₂ O ₂	1,5-Pentenediol					-528.8				-450.8			
C ₅ H ₁₂ O ₂	2,2-Dimethyl-1,3-propanediol	-551.2											
C ₅ H ₁₂ O ₂	Diethoxymethane					-450.5				-414.7			
C ₅ H ₁₂ O ₂	1,1-Dimethoxypropane					-443.6							
C ₅ H ₁₂ O ₂	2,2-Dimethoxypropane					-459.4				-429.9			
C ₅ H ₁₂ O ₃	Diethylene glycol monomethyl ether								271.1				
C ₅ H ₁₂ O ₃	2-(Hydroxymethyl)-2-methyl-1,3-propanediol	-744.6											
C ₅ H ₁₂ O ₄	Pentaerythritol	-920.6								-776.7			
C ₅ H ₁₂ O ₅	Xylitol	-1118.5											
C ₅ H ₁₂ S	1-Pentanethiol					-151.3				-110.0			
C ₅ H ₁₂ S	2-Methyl-1-butanethiol, (+)					-154.4				-114.9			
C ₅ H ₁₂ S	3-Methyl-1-butanethiol					-154.4				-114.9			
C ₅ H ₁₂ S	2-Methyl-2-butanethiol					-162.8		290.1	198.1	-127.1			
C ₅ H ₁₂ S	3-Methyl-2-butanethiol					-158.8				-121.3			
C ₅ H ₁₂ S	2,2-Dimethyl-1-propanethiol					-165.4				-129.0			
C ₅ H ₁₂ S	Butyl methyl sulfide					-142.9		307.5	200.9	-102.4			
C ₅ H ₁₂ S	tert-Butyl methyl sulfide					-157.1		276.1	199.9	-121.3			
C ₅ H ₁₂ S	Ethyl propyl sulfide					-144.8		309.5	198.4	-104.8			
C ₅ H ₁₂ S	Ethyl isopropyl sulfide					-156.1				-118.3			
C ₅ H ₁₃ N	Pentylamine								218.0				
C ₅ H ₁₄ N ₂	N,N,N',N'-Tetramethylmethanediamine					-51.1				-18.2			
C ₆ ClF ₅	Chloropentafluorobenzene	-858.4								-809.3			
C ₆ Cl ₆	Hexachlorobenzene	-127.6		260.2	201.2					-35.5			
C ₆ F ₆	Hexafluorobenzene					-991.3			280.8	221.6	-955.4		
C ₆ F ₁₀	Perfluorocyclohexene					-1963.5				-1932.7			
C ₆ F ₁₂	Perfluorocyclohexane					-2406.3				-2370.4			
C ₆ HCl ₅ O	Pentachlorophenol	-292.5		253.2	202.0								
C ₆ HF ₅	Pentafluorobenzene	-852.7				-841.8				-806.5			
C ₆ HF ₅ O	Pentafluorophenol	-1024.1				-1007.7							
C ₆ H ₂ F ₄	1,2,4,5-Tetrafluorobenzene					-683.8							
C ₆ H ₃ Cl ₃	1,2,3-Trichlorobenzene	-70.8								3.8			
C ₆ H ₃ Cl ₃	1,2,4-Trichlorobenzene					-63.1				-8.1			
C ₆ H ₃ Cl ₃	1,3,5-Trichlorobenzene	-78.4								-13.4			
C ₆ H ₃ N ₃ O ₆	1,3,5-Trinitrobenzene	-37.0			214.6								
C ₆ H ₃ N ₃ O ₇	2,4,6-Trinitrophenol	-217.9			239.7								
C ₆ H ₃ N ₃ O ₈	2,4,6-Trinitro-1,3-benzenediol	-467.5											
C ₆ H ₄ ClNO ₂	1-Chloro-4-nitrobenzene	-48.7			250.2								
C ₆ H ₄ Cl ₂	o-Dichlorobenzene					-17.5			162.4	30.2			
C ₆ H ₄ Cl ₂	m-Dichlorobenzene					-20.7				25.7			
C ₆ H ₄ Cl ₂	p-Dichlorobenzene	-42.3		175.4	147.8					22.5			
C ₆ H ₄ Cl ₂ O	2,4-Dichlorophenol	-226.4								-156.3			
C ₆ H ₄ F ₂	o-Difluorobenzene					-330.0			222.6	159.0	-293.8		
C ₆ H ₄ F ₂	m-Difluorobenzene					-343.9			223.8	159.1	-309.2		

Molecular formula	Name	Crystal				Liquid				Gas			
		$\Delta_f H^\circ$ kJ/mol	$\Delta_f G^\circ$ kJ/mol	S° J/mol K	C_p J/mol K	$\Delta_f H^\circ$ kJ/mol	$\Delta_f G^\circ$ kJ/mol	S° J/mol K	C_p J/mol K	$\Delta_f H^\circ$ kJ/mol	$\Delta_f G^\circ$ kJ/mol	S° J/mol K	C_p J/mol K
C ₆ H ₁₀	1,5-Hexadiene					54.1				84.2			
C ₆ H ₁₀	3,3-Dimethyl-1-butyne					78.4							
C ₆ H ₁₀	Cyclohexene					-38.5		214.6	148.3	-5.0			
C ₆ H ₁₀	1-Methylcyclopentene					-36.4				-3.8			
C ₆ H ₁₀	3-Methylcyclopentene					-23.7				7.4			
C ₆ H ₁₀	4-Methylcyclopentene					-17.6				14.6			
C ₆ H ₁₀ Cl ₂ O ₂	Butyl dichloroacetate					-550.1				-497.8			
C ₆ H ₁₀ O	Cyclohexanone					-271.2			182.2	-226.1			
C ₆ H ₁₀ O	2-Methylcyclopentanone					-265.2							
C ₆ H ₁₀ O	Mesityl oxide								212.5				
C ₆ H ₁₀ O ₂	Ethyl <i>trans</i> -2-butenolate					-420.0				-375.6			
C ₆ H ₁₀ O ₂	Methyl cyclobutanecarboxylate					-395.0				-350.2			
C ₆ H ₁₀ O ₃	Ethyl acetoacetate								248.0				
C ₆ H ₁₀ O ₃	Propanoic anhydride					-679.1				-626.5			
C ₆ H ₁₀ O ₄	Adipic acid	-994.3											
C ₆ H ₁₀ O ₄	Diethyl oxalate					-805.5				-742.0			
C ₆ H ₁₀ O ₄	Ethylene glycol diacetate								310.0				
C ₆ H ₁₁ Cl	Chlorocyclohexane					-207.2				-163.7			
C ₆ H ₁₁ ClO ₂	Ethyl 4-chlorobutanolate					-566.5				-513.8			
C ₆ H ₁₁ ClO ₂	Propyl 3-chloropropanoate					-537.6				-485.7			
C ₆ H ₁₁ ClO ₂	Butyl chloroacetate					-538.4				-487.4			
C ₆ H ₁₁ NO	Caprolactam	-329.4			156.8					-239.6			
C ₆ H ₁₁ NO	1-Methyl-2-piperidinone					-293.0							
C ₆ H ₁₂	1-Hexene					-74.2		295.2	183.3	-43.5			
C ₆ H ₁₂	<i>cis</i> -2-Hexene					-83.9				-52.3			
C ₆ H ₁₂	<i>trans</i> -2-Hexene					-85.5				-53.9			
C ₆ H ₁₂	<i>cis</i> -3-Hexene					-78.9				-47.6			
C ₆ H ₁₂	<i>trans</i> -3-Hexene					-86.1				-54.4			
C ₆ H ₁₂	2-Methyl-1-pentene					-90.0				-59.4			
C ₆ H ₁₂	3-Methyl-1-pentene					-78.2				-49.5			
C ₆ H ₁₂	4-Methyl-1-pentene					-80.0				-51.3			
C ₆ H ₁₂	2-Methyl-2-pentene					-98.5				-66.9			
C ₆ H ₁₂	3-Methyl- <i>cis</i> -2-pentene					-94.5				-62.3			
C ₆ H ₁₂	3-Methyl- <i>trans</i> -2-pentene					-94.6				-63.1			
C ₆ H ₁₂	4-Methyl- <i>cis</i> -2-pentene					-87.0				-57.5			
C ₆ H ₁₂	4-Methyl- <i>trans</i> -2-pentene					-91.6				-61.5			
C ₆ H ₁₂	2-Ethyl-1-butene					-87.1				-56.0			
C ₆ H ₁₂	2,3-Dimethyl-1-butene					-93.2				-62.4			
C ₆ H ₁₂	3,3-Dimethyl-1-butene					-87.5				-60.3			
C ₆ H ₁₂	2,3-Dimethyl-2-butene					-101.4		270.2	174.7	-68.1			
C ₆ H ₁₂	Cyclohexane					-156.4			154.9	-123.4			
C ₆ H ₁₂	Methylcyclopentane					-137.9				-106.2			
C ₆ H ₁₂	Ethylcyclobutane					-59.0				-27.5			
C ₆ H ₁₂	1,1,2-Trimethylcyclopropane					-96.2							
C ₆ H ₁₂ N ₂ O ₄ S ₂	L-Cystine	-1032.7											
C ₆ H ₁₂ N ₂ S ₄	Thiram	40.2			301.7								
C ₆ H ₁₂ O	Butyl vinyl ether					-218.8			232.0	-182.6			
C ₆ H ₁₂ O	Hexanal							280.3	210.4				
C ₆ H ₁₂ O	2-Hexanone					-322.0			213.3	-278.9			
C ₆ H ₁₂ O	3-Hexanone					-320.2		305.3	216.9	-277.6			
C ₆ H ₁₂ O	4-Methyl-2-pentanone								213.3				
C ₆ H ₁₂ O	2-Methyl-3-pentanone					-325.9				-286.0			
C ₆ H ₁₂ O	3,3-Dimethyl-2-butanone					-328.6				-290.6			
C ₆ H ₁₂ O	Cyclohexanol					-348.2			208.2	-286.2			
C ₆ H ₁₂ O	<i>cis</i> -2-Methylcyclopentanol					-345.5							
C ₆ H ₁₂ O ₂	Hexanoic acid					-583.8				-511.9			
C ₆ H ₁₂ O ₂	Butyl acetate					-529.2			227.8	-485.3			
C ₆ H ₁₂ O ₂	<i>tert</i> -Butyl acetate					-554.5			231.0	-516.5			
C ₆ H ₁₂ O ₂	Isobutyl acetate								233.8				
C ₆ H ₁₂ O ₂	Ethyl butanoate								228.0				
C ₆ H ₁₂ O ₂	Methyl pentanoate					-514.2			229.3	-471.1			
C ₆ H ₁₂ O ₂	Methyl 2,2-dimethylpropanoate					-530.0			257.9	-491.2			
C ₆ H ₁₂ O ₂	Diacetone alcohol								221.3				
C ₆ H ₁₂ O ₃	Ethylene glycol monoethyl ether acetate								376.0				
C ₆ H ₁₂ O ₃	Paraldehyde					-673.1				-631.7			

Molecular formula	Name	Crystal				Liquid				Gas			
		$\Delta_f H^\circ$ kJ/mol	$\Delta_f G^\circ$ kJ/mol	S° J/mol K	C_p J/mol K	$\Delta_f H^\circ$ kJ/mol	$\Delta_f G^\circ$ kJ/mol	S° J/mol K	C_p J/mol K	$\Delta_f H^\circ$ kJ/mol	$\Delta_f G^\circ$ kJ/mol	S° J/mol K	C_p J/mol K
C ₆ H ₁₂ O ₆	<i>β</i> -D-Fructose	-1265.6											
C ₆ H ₁₂ O ₆	D-Galactose	-1286.3											
C ₆ H ₁₂ O ₆	<i>α</i> -D-Glucose	-1273.3											
C ₆ H ₁₂ O ₆	D-Mannose	-1263.0											
C ₆ H ₁₂ O ₆	L-Sorbose	-1271.5											
C ₆ H ₁₂ S	Thiepane									-65.8	79.4	363.5	131.3
C ₆ H ₁₂ S	Cyclohexanethiol					-140.7		255.6	192.6				-96.2
C ₆ H ₁₂ S	Cyclopentyl methyl sulfide					-109.8							-64.7
C ₆ H ₁₃ Br	1-Bromohexane					-194.2		453.0	204.0				-148.3
C ₆ H ₁₃ Cl	2-Chlorohexane					-246.1							-204.3
C ₆ H ₁₃ N	Cyclohexylamine					-147.6							-104.0
C ₆ H ₁₃ N	2-Methylpiperidine, (±)					-124.9							-84.4
C ₆ H ₁₃ NO	Hexanamide	-423.0											-324.2
C ₆ H ₁₃ NO	N-Butylacetamide					-380.9							-305.9
C ₆ H ₁₃ NO ₂	DL-Leucine	-640.6											
C ₆ H ₁₃ NO ₂	D-Leucine	-637.3											
C ₆ H ₁₃ NO ₂	L-Leucine	-637.4			200.1								-486.8
C ₆ H ₁₃ NO ₂	DL-Isoleucine	-635.3											
C ₆ H ₁₃ NO ₂	L-Isoleucine	-637.8											
C ₆ H ₁₃ NO ₂	L-Norleucine	-639.1											
C ₆ H ₁₃ NO ₂	6-Aminohexanoic acid	-637.3											
C ₆ H ₁₄	Hexane					-198.7			195.6				-166.9
C ₆ H ₁₄	2-Methylpentane					-204.6		290.6	193.7				-174.6
C ₆ H ₁₄	3-Methylpentane					-202.4		292.5	190.7				-171.9
C ₆ H ₁₄	2,2-Dimethylbutane					-213.8		272.5	191.9				-185.9
C ₆ H ₁₄	2,3-Dimethylbutane					-207.4		287.8	189.7				-178.1
C ₆ H ₁₄ N ₂	Azopropane					11.5							51.3
C ₆ H ₁₄ N ₂ O ₂	DL-Lysine	-678.7											
C ₆ H ₁₄ N ₄ O ₂	D-Arginine	-623.5		250.6	232.0								
C ₆ H ₁₄ O	1-Hexanol					-377.5		287.4	240.4				-315.9
C ₆ H ₁₄ O	2-Hexanol					-392.0							-333.5
C ₆ H ₁₄ O	3-Hexanol					-392.4			286.2				
C ₆ H ₁₄ O	2-Methyl-1-pentanol								248.0				
C ₆ H ₁₄ O	3-Methyl-2-pentanol								275.9				
C ₆ H ₁₄ O	4-Methyl-2-pentanol					-394.7			273.0				
C ₆ H ₁₄ O	2-Methyl-3-pentanol					-396.4							
C ₆ H ₁₄ O	3-Methyl-3-pentanol								293.4				
C ₆ H ₁₄ O	Dipropyl ether					-328.8		323.9	221.6				-293.0
C ₆ H ₁₄ O	Diisopropyl ether					-351.5			216.8				-319.2
C ₆ H ₁₄ O	Butyl ethyl ether								159.0				
C ₆ H ₁₄ O	tert-Butyl ethyl ether												-313.9
C ₆ H ₁₄ OS	Dipropyl sulfoxide					-329.4							-254.9
C ₆ H ₁₄ O ₂	1,2-Hexanediol					-577.1							-490.1
C ₆ H ₁₄ O ₂	1,6-Hexanediol	-569.9				-548.6							-461.2
C ₆ H ₁₄ O ₂	2-Methyl-2,4-pentanediol								336.0				
C ₆ H ₁₄ O ₂	Ethylene glycol monobutyl ether								281.0				
C ₆ H ₁₄ O ₂	1,1-Diethoxyethane					-491.4							-453.5
C ₆ H ₁₄ O ₂	Ethylene glycol diethyl ether					-451.4			259.4				-408.1
C ₆ H ₁₄ O ₃	Diethylene glycol monoethyl ether								301.0				
C ₆ H ₁₄ O ₃	Diethylene glycol dimethyl ether								274.1				
C ₆ H ₁₄ O ₃	Trimethylolpropane	-750.9											
C ₆ H ₁₄ O ₄	Triethylene glycol					-804.3							-725.0
C ₆ H ₁₄ O ₄ S	Dipropyl sulfate					-859.0							-792.0
C ₆ H ₁₄ O ₆	Galactitol					-1317.0							
C ₆ H ₁₄ O ₆	D-Mannitol					-1314.5							
C ₆ H ₁₄ S	1-Hexanethiol					-175.7							-129.9
C ₆ H ₁₄ S	2-Methyl-2-pentanethiol					-188.3							-148.3
C ₆ H ₁₄ S	2,3-Dimethyl-2-butanethiol					-187.1							-147.9
C ₆ H ₁₄ S	Diisopropyl sulfide					-181.6		313.0	232.0				-142.0
C ₆ H ₁₄ S	Butyl ethyl sulfide					-172.3							-127.8
C ₆ H ₁₄ S	Methyl pentyl sulfide					-167.1							-121.8
C ₆ H ₁₄ S ₂	Dipropyl disulfide					-171.5							-118.3
C ₆ H ₁₅ B	Triethylborane					-194.6	9.4	336.7	241.2			16.1	437.8
C ₆ H ₁₅ N	Dipropylamine					-156.1							-116.0
C ₆ H ₁₅ N	Diisopropylamine					-178.5							-143.8
C ₆ H ₁₅ N	Triethylamine					-127.7			219.9				-92.7

Molecular formula	Name	Crystal				Liquid				Gas			
		$\Delta_f H^\circ$ kJ/mol	$\Delta_f G^\circ$ kJ/mol	S° J/mol K	C_p J/mol K	$\Delta_f H^\circ$ kJ/mol	$\Delta_f G^\circ$ kJ/mol	S° J/mol K	C_p J/mol K	$\Delta_f H^\circ$ kJ/mol	$\Delta_f G^\circ$ kJ/mol	S° J/mol K	C_p J/mol K
C ₆ H ₁₂ NO	2-Diethylaminoethanol					-305.9							
C ₆ H ₁₃ NO ₃	Triethanolamine	-664.2			389.0					-558.3			
C ₆ H ₁₆ N ₂	1,6-Hexanediamine	-205.0											
C ₆ H ₁₆ N ₂ OP	Hexamethylphosphoric triamide								321.0				
C ₆ H ₁₆ OSi ₂	Hexamethyldisiloxane					-815.0	-541.5	433.8	311.4	-777.7	-534.5	535.0	238.5
C ₆ MoO ₅	Molybdenum hexacarbonyl	-982.8	-877.7	325.9	242.3					-912.1	-856.0	490.0	205.0
C ₆ N ₄	Tetracyanoethene	623.8								705.0			
C ₇ F ₈	Perfluorotoluene					-1311.1		355.5	262.3				
C ₇ F ₁₄	Perfluoromethylcyclohexane					-2931.1			353.1	-2897.2			
C ₇ F ₁₆	Perfluoroheptane					-3420.0		561.8	419.0	-3383.6			
C ₇ H ₃ F ₅	2,3,4,5,6-Pentafluorotoluene					-883.8		306.4	225.8	-842.7			
C ₇ H ₄ Cl ₂ O	3-Chlorobenzoyl chloride					-189.7							
C ₇ H ₄ N ₂ O ₆	3,5-Dinitrobenzoic acid	-409.8											
C ₇ H ₅ ClO	Benzoyl chloride					-158.0				-103.2			
C ₇ H ₅ ClO ₂	2-Chlorobenzoic acid	-404.5								-325.0			
C ₇ H ₅ ClO ₂	3-Chlorobenzoic acid	-424.3								-342.3			
C ₇ H ₅ ClO ₂	4-Chlorobenzoic acid	-428.9			163.2					-341.0			
C ₇ H ₅ F ₃	(Trifluoromethyl)benzene								188.4				
C ₇ H ₅ N	Benzonitrile					163.2		209.1	165.2	215.7			
C ₇ H ₅ NO	Benzoxazole	-24.2								44.8			
C ₇ H ₅ NO ₄	2-Nitrobenzoic acid	-378.8											
C ₇ H ₅ NO ₄	3-Nitrobenzoic acid	-394.7											
C ₇ H ₅ NO ₄	4-Nitrobenzoic acid	-392.2											
C ₇ H ₅ N ₂ O ₆	2,4,6-Trinitrotoluene	-63.2			243.3								
C ₇ H ₆ N ₂	1 <i>H</i> -Benzimidazole	79.5								181.7			
C ₇ H ₆ N ₂	1 <i>H</i> -Indazole	151.9								243.0			
C ₇ H ₆ N ₂ O ₄	1-Methyl-2,4-dinitrobenzene	-66.4								33.2			
C ₇ H ₆ O	Benzaldehyde					-87.0		221.2	172.0	-36.7			
C ₇ H ₆ O ₂	Benzoic acid	-385.2		167.6	146.8					-294.0			
C ₇ H ₆ O ₂	Salicylaldehyde								222.0				
C ₇ H ₆ O ₂	3-(2-Furyl)-2-propenal	-182.0								-105.9			
C ₇ H ₆ O ₃	2-Hydroxybenzoic acid	-589.9								-494.8			
C ₇ H ₇ Br	4-Bromotoluene					12.0							
C ₇ H ₇ Cl	2-Chlorotoluene								166.8				
C ₇ H ₇ Cl	(Chloromethyl)benzene					-32.5				18.9			
C ₇ H ₇ F	4-Fluorotoluene					-186.9			171.2	-147.4			
C ₇ H ₇ NO	Benzamide	-202.6								-100.9			
C ₇ H ₇ NO ₂	Aniline-2-carboxylic acid	-401.1								-296.0			
C ₇ H ₇ NO ₂	Aniline-3-carboxylic acid	-417.3								-283.6			
C ₇ H ₇ NO ₂	Aniline-4-carboxylic acid	-410.0			177.8					-296.7			
C ₇ H ₇ NO ₂	2-Nitrotoluene					-9.7							
C ₇ H ₇ NO ₂	3-Nitrotoluene					-31.5							
C ₇ H ₇ NO ₂	4-Nitrotoluene	-48.1			172.3					31.0			
C ₇ H ₇ NO ₂	(Nitromethyl)benzene					-22.8				30.7			
C ₇ H ₇ NO ₂	Salicylaldoxime	-183.7											
C ₇ H ₈	Toluene					12.4			157.3	50.5			
C ₇ H ₈ N ₂ O	Phenylurea	-218.6											
C ₇ H ₈ O	<i>o</i> -Cresol	-204.6		165.4	154.6					-128.6			
C ₇ H ₈ O	<i>m</i> -Cresol					-194.0		212.6	224.9	-132.3			
C ₇ H ₈ O	<i>p</i> -Cresol	-199.3		167.3	150.2					-125.4			
C ₇ H ₈ O	Benzyl alcohol					-160.7		216.7	217.9	-100.4			
C ₇ H ₈ O	Anisole					-114.8				-67.9			
C ₇ H ₉ N	Benzylamine					34.2			207.2	94.4			
C ₇ H ₉ N	2-Methylaniline					-6.3				56.4	167.6	351.0	130.2
C ₇ H ₉ N	3-Methylaniline					-8.1				54.6	165.4	352.5	125.5
C ₇ H ₉ N	4-Methylaniline	-23.5								55.3	167.7	347.0	126.2
C ₇ H ₉ N	<i>N</i> -Methylaniline								207.1				
C ₇ H ₉ N	1-Cyclohexenecarbonitrile					48.1				101.6			
C ₇ H ₉ N	2,3-Dimethylpyridine					19.4		243.7	189.5	67.1			
C ₇ H ₉ N	2,4-Dimethylpyridine					16.1		248.5	184.8	63.6			
C ₇ H ₉ N	2,5-Dimethylpyridine					18.7		248.8	184.7	66.5			
C ₇ H ₉ N	2,6-Dimethylpyridine					12.7		244.2	185.2	58.1			
C ₇ H ₉ N	3,4-Dimethylpyridine					18.3		240.7	191.8	68.8			
C ₇ H ₉ N	3,5-Dimethylpyridine					22.5		241.7	184.5	72.0			
C ₇ H ₁₀ O ₂	Ethyl 2-pentynoate					-301.8				-250.3			
C ₇ H ₁₀ O ₂	Methyl 2-hexynoate					-242.7							

Molecular formula	Name	Crystal				Liquid				Gas			
		$\Delta_f H^\circ$ kJ/mol	$\Delta_f G^\circ$ kJ/mol	S° J/mol K	C_p J/mol K	$\Delta_f H^\circ$ kJ/mol	$\Delta_f G^\circ$ kJ/mol	S° J/mol K	C_p J/mol K	$\Delta_f H^\circ$ kJ/mol	$\Delta_f G^\circ$ kJ/mol	S° J/mol K	C_p J/mol K
C ₇ H ₁₇ Cl ₃ O ₂	Isopentyl trichloroacetate					-580.9				-523.1			
C ₇ H ₁₁ N	Cyclohexanecarbonitrile					-47.2				4.8			
C ₇ H ₁₂	Bicyclo[2.2.1]heptane	-95.1			151.0					-54.8			
C ₇ H ₁₂	1-Methylbicyclo(3,1,0)hexane					-33.2				1.7			
C ₇ H ₁₂	Methylenecyclohexane					-61.3				-25.2			
C ₇ H ₁₂	Vinylcyclopentane					-34.8							
C ₇ H ₁₂	1-Ethylcyclopentene					-53.3				-19.8			
C ₇ H ₁₂ O	2-Methylenecyclohexanol					-277.6							
C ₇ H ₁₂ O ₂	Butyl acrylate					-422.6			251.0	-375.3			
C ₇ H ₁₂ O ₄	Diethyl malonate								285.0				
C ₇ H ₁₃ ClO ₂	Butyl 2-chloropropanoate					-571.7				-517.3			
C ₇ H ₁₃ ClO ₂	Isobutyl 2-chloropropanoate					-603.1				-549.6			
C ₇ H ₁₃ ClO ₂	Butyl 3-chloropropanoate					-557.9				-502.3			
C ₇ H ₁₃ ClO ₂	Isobutyl 3-chloropropanoate					-572.6				-517.3			
C ₇ H ₁₃ ClO ₂	Propyl 2-chlorobutanoate					-630.7				-578.4			
C ₇ H ₁₃ N	Heptanenitrile					-82.8				-31.0			
C ₇ H ₁₄	1-Heptene					-97.9		327.6	211.8	-62.3			
C ₇ H ₁₄	<i>cis</i> -2-Heptene					-105.1							
C ₇ H ₁₄	<i>trans</i> -2-Heptene					-109.5							
C ₇ H ₁₄	<i>cis</i> -3-Heptene					-104.3							
C ₇ H ₁₄	<i>trans</i> -3-Heptene					-109.3							
C ₇ H ₁₄	5-Methyl-1-hexene					-100.0				-65.7			
C ₇ H ₁₄	<i>cis</i> -3-Methyl-3-hexene					-115.9				-79.4			
C ₇ H ₁₄	<i>trans</i> -3-Methyl-3-hexene					-112.7				-76.8			
C ₇ H ₁₄	2,4-Dimethyl-1-pentene					-117.0				-83.8			
C ₇ H ₁₄	4,4-Dimethyl-1-pentene					-110.6				-81.6			
C ₇ H ₁₄	2,4-Dimethyl-2-pentene					-123.1				-88.7			
C ₇ H ₁₄	<i>cis</i> -4,4-Dimethyl-2-pentene					-105.3				-72.6			
C ₇ H ₁₄	<i>trans</i> -4,4-Dimethyl-2-pentene					-121.7				-88.8			
C ₇ H ₁₄	2-Ethyl-3-methyl-1-butene					-114.1				-79.5			
C ₇ H ₁₄	2,3,3-Trimethyl-1-butene					-117.7				-85.5			
C ₇ H ₁₄	Cycloheptane					-156.6				-118.1			
C ₇ H ₁₄	Methylcyclohexane					-190.1			184.8	-154.7			
C ₇ H ₁₄	Ethylcyclopentane					-163.4		279.9		-126.9			
C ₇ H ₁₄	1,1-Dimethylcyclopentane					-172.1				-138.2			
C ₇ H ₁₄	<i>cis</i> -1,2-Dimethylcyclopentane					-165.3		269.2		-129.5			
C ₇ H ₁₄	<i>trans</i> -1,2-Dimethylcyclopentane					-171.2				-136.6			
C ₇ H ₁₄	<i>cis</i> -1,3-Dimethylcyclopentane					-170.1				-135.8			
C ₇ H ₁₄	<i>trans</i> -1,3-Dimethylcyclopentane					-168.1				-133.6			
C ₇ H ₁₄	1,1,2,2-Tetramethylcyclopropane					-119.8							
C ₇ H ₁₄ Br ₂	1,2-Dibromoheptane					-212.3				-157.9			
C ₇ H ₁₄ O	1-Heptanal					-311.5		335.4	230.1	-263.8			
C ₇ H ₁₄ O	2-Heptanone								232.6				
C ₇ H ₁₄ O	3-Heptanone									-297.1			
C ₇ H ₁₄ O	4-Heptanone									-298.3			
C ₇ H ₁₄ O	2,2-Dimethyl-3-pentanone					-356.1				-313.6			
C ₇ H ₁₄ O	2,4-Dimethyl-3-pentanone					-352.9		318.0	233.7	-311.3			
C ₇ H ₁₄ O	<i>cis</i> -2-Methylcyclohexanol					-390.2				-327.0			
C ₇ H ₁₄ O	<i>trans</i> -2-Methylcyclohexanol, (\pm)					-415.7				-352.5			
C ₇ H ₁₄ O	<i>cis</i> -3-Methylcyclohexanol, (\pm)					-416.1				-350.9			
C ₇ H ₁₄ O	<i>trans</i> -3-Methylcyclohexanol, (\pm)					-394.4				-329.1			
C ₇ H ₁₄ O	<i>cis</i> -4-Methylcyclohexanol					-413.2				-347.5			
C ₇ H ₁₄ O	<i>trans</i> -4-Methylcyclohexanol					-433.3				-367.2			
C ₇ H ₁₄ O ₂	Heptanoic acid					-610.2			265.4	-536.2			
C ₇ H ₁₄ O ₂	Pentyl acetate								261.0				
C ₇ H ₁₄ O ₂	Isopentyl acetate								248.5				
C ₇ H ₁₄ O ₂	Ethyl pentanoate					-553.0				-505.9			
C ₇ H ₁₄ O ₂	Ethyl 3-methylbutanoate					-571.0				-527.0			
C ₇ H ₁₄ O ₂	Ethyl 2,2-dimethylpropanoate					-577.2				-536.0			
C ₇ H ₁₄ O ₂	Methyl hexanoate					-540.2				-492.2			
C ₇ H ₁₄ O ₆	α -Methylglucoside	-1233.3											
C ₇ H ₁₅ Br	1-Bromoheptane					-218.4				-167.8			
C ₇ H ₁₆	Heptane					-224.2			224.7	-187.6			
C ₇ H ₁₆	2-Methylhexane					-229.5		323.3	222.9	-194.5			
C ₇ H ₁₆	3-Methylhexane					-226.4				-191.3			
C ₇ H ₁₆	3-Ethylpentane					-224.9		314.5	219.6	-189.5			

Molecular formula	Name	Crystal				Liquid				Gas			
		$\Delta_f H^\circ$ kJ/mol	$\Delta_f G^\circ$ kJ/mol	S° J/mol K	C_p J/mol K	$\Delta_f H^\circ$ kJ/mol	$\Delta_f G^\circ$ kJ/mol	S° J/mol K	C_p J/mol K	$\Delta_f H^\circ$ kJ/mol	$\Delta_f G^\circ$ kJ/mol	S° J/mol K	C_p J/mol K
C ₇ H ₁₆	2,2-Dimethylpentane					-238.3		300.3	221.1	-205.7			
C ₇ H ₁₆	2,3-Dimethylpentane					-233.1				-198.7			
C ₇ H ₁₆	2,4-Dimethylpentane					-234.6		303.2	224.2	-201.6			
C ₇ H ₁₆	3,3-Dimethylpentane					-234.2				-201.0			
C ₇ H ₁₆	2,2,3-Trimethylbutane					-236.5		292.2	213.5	-204.4			
C ₇ H ₁₆ O	1-Heptanol					-403.3			272.1	-336.5			
C ₇ H ₁₆ O	<i>tert</i> -Butyl isopropyl ether					-392.8				-358.1			
C ₇ H ₁₆ O ₂	1,7-Heptanediol					-574.2							
C ₇ H ₁₆ O ₂	2,2-Diethoxypropane					-538.9				-506.9			
C ₇ H ₁₆ S	1-Heptanethiol					-200.5				-149.9			
C ₈ H ₆ O ₃	Phthalic anhydride	-460.1		180.0	160.0					-371.4			
C ₈ H ₅ NO ₂	1 <i>H</i> -Indole-2,3-dione	-268.2											
C ₈ H ₆ O ₄	Phthalic acid	-782.0		207.9	188.1								
C ₈ H ₆ O ₄	Isophthalic acid	-803.0								-696.3			
C ₈ H ₆ O ₄	Terephthalic acid	-816.1								-717.9			
C ₈ H ₆ S	Benzo[b]thiophene	100.6								166.3			
C ₈ H ₇ N	1 <i>H</i> -Indole	86.6								156.5			
C ₈ H ₈	Styrene					103.8			182.0	147.9			
C ₈ H ₈ O	Phenyl vinyl ether					-26.2				22.7			
C ₈ H ₈ O	Acetophenone					-142.5				-86.7			
C ₈ H ₈ O ₂	<i>o</i> -Toluic acid	-416.5			174.9								
C ₈ H ₈ O ₂	<i>m</i> -Toluic acid	-426.1			163.6								
C ₈ H ₈ O ₂	<i>p</i> -Toluic acid	-429.2			169.0								
C ₈ H ₈ O ₂	Methyl benzoate					-343.5			221.3	-287.9			
C ₈ H ₈ O ₃	Methyl salicylate								249.0				
C ₈ H ₉ NO	Acetanilide	-209.4			179.3								
C ₈ H ₁₀	1,7-Octadiyne					334.4							
C ₈ H ₁₀	Ethylbenzene					-12.3			183.2	29.9			
C ₈ H ₁₀	<i>o</i> -Xylene					-24.4			186.1	19.1			
C ₈ H ₁₀	<i>m</i> -Xylene					-25.4			183.0	17.3			
C ₈ H ₁₀	<i>p</i> -Xylene					-24.4			181.5	18.0			
C ₈ H ₁₀ O	2-Ethylphenol					-208.8				-145.2			
C ₈ H ₁₀ O	3-Ethylphenol					-214.3				-146.1			
C ₈ H ₁₀ O	4-Ethylphenol	-224.4			206.9					-144.1			
C ₈ H ₁₀ O	2,3-Xylenol	-241.1								-157.2			
C ₈ H ₁₀ O	2,4-Xylenol					-228.7				-163.8			
C ₈ H ₁₀ O	2,5-Xylenol	-246.6								-161.6			
C ₈ H ₁₀ O	2,6-Xylenol	-237.4								-162.1			
C ₈ H ₁₀ O	3,4-Xylenol	-242.3								-157.3			
C ₈ H ₁₀ O	3,5-Xylenol	-244.4								-162.4			
C ₈ H ₁₀ O	Benzeneethanol								252.6				
C ₈ H ₁₀ O	Ethoxybenzene					-152.6			228.5	-101.6			
C ₈ H ₁₀ O ₂	1,2-Dimethoxybenzene					-290.3				-223.3			
C ₈ H ₁₁ N	<i>N</i> -Ethylaniline					8.2				56.3			
C ₈ H ₁₁ N	<i>N,N</i> -Dimethylaniline					46.0				100.5			
C ₈ H ₁₁ N	2,4-Dimethylaniline					-39.2							
C ₈ H ₁₁ N	2,5-Dimethylaniline					-38.9							
C ₈ H ₁₁ N	2,6-Dimethylaniline								238.9				
C ₈ H ₁₂	1-Octen-3-yne					140.7							
C ₈ H ₁₂	<i>cis</i> -1,2-Divinylcyclobutane					124.3				166.5			
C ₈ H ₁₂	<i>trans</i> -1,2-Divinylcyclobutane					101.3				143.5			
C ₈ H ₁₂ N ₄	2,2'-Azobis(isobutyronitrile)	246.0			237.6								
C ₈ H ₁₂ O ₂	2,2,4,4-Tetramethyl-1,3-cyclobutanedione	-379.9								-307.6			
C ₈ H ₁₄	Ethylidenecyclohexane					-103.5				-59.5			
C ₈ H ₁₄	Allylcyclopentane					-64.5				-24.1			
C ₈ H ₁₄ ClN ₅	Atrazine	-125.4											
C ₈ H ₁₄ O ₃	Butanoic anhydride								283.7				
C ₈ H ₁₅ ClO ₂	3-Methylbutyl 2-chloropropanoate					-627.3				-575.0			
C ₈ H ₁₅ ClO ₂	3-Methylbutyl 3-chloropropanoate					-593.4				-539.4			
C ₈ H ₁₅ N	Octanenitrile					-107.3				-50.5			
C ₈ H ₁₆	1-Octene					-124.5			241.0	-81.3			
C ₈ H ₁₆	<i>cis</i> -2-Octene					-135.7			239.0				
C ₈ H ₁₆	<i>trans</i> -2-Octene					-135.7			239.0				
C ₈ H ₁₆	<i>cis</i> -2,2-Dimethyl-3-hexene					-126.4				-89.3			
C ₈ H ₁₆	<i>trans</i> -2,2-Dimethyl-3-hexene					-144.9				-107.7			

Molecular formula	Name	Crystal				Liquid				Gas			
		$\Delta_f H^\circ$ kJ/mol	$\Delta_f G^\circ$ kJ/mol	S° J/mol K	C_p J/mol K	$\Delta_f H^\circ$ kJ/mol	$\Delta_f G^\circ$ kJ/mol	S° J/mol K	C_p J/mol K	$\Delta_f H^\circ$ kJ/mol	$\Delta_f G^\circ$ kJ/mol	S° J/mol K	C_p J/mol K
C ₈ H ₁₆	3-Ethyl-2-methyl-1-pentene					-137.9				-100.3			
C ₈ H ₁₆	2,4,4-Trimethyl-1-pentene					-145.9				-110.5			
C ₈ H ₁₆	2,4,4-Trimethyl-2-pentene					-142.4				-104.9			
C ₈ H ₁₆	Cyclooctane					-167.7				-124.4			
C ₈ H ₁₆	Ethylcyclohexane					-212.1		280.9	211.8	-171.5			
C ₈ H ₁₆	1,1-Dimethylcyclohexane					-218.7		267.2	209.2	-180.9			
C ₈ H ₁₆	<i>cis</i> -1,2-Dimethylcyclohexane					-211.8		274.1	210.2	-172.1			
C ₈ H ₁₆	<i>trans</i> -1,2-Dimethylcyclohexane					-218.2		273.2	209.4	-179.9			
C ₈ H ₁₆	<i>cis</i> -1,3-Dimethylcyclohexane					-222.9		272.6	209.4	-184.6			
C ₈ H ₁₆	<i>trans</i> -1,3-Dimethylcyclohexane					-215.7		276.3	212.8	-176.5			
C ₈ H ₁₆	<i>cis</i> -1,4-Dimethylcyclohexane					-215.6		271.1	212.1	-176.6			
C ₈ H ₁₆	<i>trans</i> -1,4-Dimethylcyclohexane					-222.4		268.0	210.2	-184.5			
C ₈ H ₁₆	Propylcyclopentane					-188.8		310.8	216.3	-147.7			
C ₈ H ₁₆	1-Ethyl-1-methylcyclopentane					-193.8							
C ₈ H ₁₆	<i>cis</i> -1-Ethyl-2-methylcyclopentane					-190.8							
C ₈ H ₁₆	<i>trans</i> -1-Ethyl-2-methylcyclopentane					-195.1				-156.2			
C ₈ H ₁₆	<i>cis</i> -1-Ethyl-3-methylcyclopentane					-194.4							
C ₈ H ₁₆	<i>trans</i> -1-Ethyl-3-methylcyclopentane					-196.0							
C ₈ H ₁₆ O	Octanal									-291.9		365.4	
C ₈ H ₁₆ O	2-Ethylhexanal					-348.5				-299.6			
C ₈ H ₁₆ O	2-Octanone								273.3				
C ₈ H ₁₆ O	2,2,4-Trimethyl-3-pentanone					-381.6				-338.3			
C ₈ H ₁₆ O ₂	Octanoic acid					-636.0			297.9	-554.3			
C ₈ H ₁₆ O ₂	2-Ethylhexanoic acid					-635.1				-559.5			
C ₈ H ₁₆ O ₂	Hexyl acetate								282.8				
C ₈ H ₁₆ O ₂	Isobutyl isobutanoate					-587.4				-542.9			
C ₈ H ₁₆ O ₂	Propyl pentanoate					-583.0				-533.6			
C ₈ H ₁₆ O ₂	Isopropyl pentanoate					-592.2				-544.9			
C ₈ H ₁₆ O ₂	Methyl heptanoate					-567.1			285.1	-515.5			
C ₈ H ₁₇ Br	1-Bromooctane					-245.1				-189.3			
C ₈ H ₁₇ Cl	1-Chlorooctane					-291.3				-238.9			
C ₈ H ₁₇ NO	Octanamide	-473.2								-362.7			
C ₈ H ₁₈	Octane					-250.1			254.6	-208.5			
C ₈ H ₁₈	2-Methylheptane					-255.0		356.4	252.0	-215.3			
C ₈ H ₁₈	3-Methylheptane, (S)					-252.3		362.6	250.2	-212.5			
C ₈ H ₁₈	4-Methylheptane					-251.6			251.1	-211.9			
C ₈ H ₁₈	3-Ethylhexane					-250.4				-210.7			
C ₈ H ₁₈	2,2-Dimethylhexane					-261.9				-224.5			
C ₈ H ₁₈	2,3-Dimethylhexane					-252.6				-213.8			
C ₈ H ₁₈	2,4-Dimethylhexane					-257.0				-219.2			
C ₈ H ₁₈	2,5-Dimethylhexane					-260.4			249.2	-222.5			
C ₈ H ₁₈	3,3-Dimethylhexane					-257.5			246.6	-219.9			
C ₈ H ₁₈	3,4-Dimethylhexane					-251.8				-212.8			
C ₈ H ₁₈	3-Ethyl-2-methylpentane					-249.6				-211.0			
C ₈ H ₁₈	3-Ethyl-3-methylpentane					-252.8				-214.8			
C ₈ H ₁₈	2,2,3-Trimethylpentane					-256.9				-220.0			
C ₈ H ₁₈	2,2,4-Trimethylpentane					-259.2			239.1	-224.0			
C ₈ H ₁₈	2,3,3-Trimethylpentane					-253.5			245.6	-216.3			
C ₈ H ₁₈	2,3,4-Trimethylpentane					-255.0		329.3	247.3	-217.3			
C ₈ H ₁₈	2,2,3,3-Tetramethylbutane	-269.0		273.7	239.2					-226.0			
C ₈ H ₁₈ N ₂	Azobutane					-40.1				9.2			
C ₈ H ₁₈ O	1-Octanol					-426.5			305.2	-355.6			
C ₈ H ₁₈ O	2-Octanol								330.1				
C ₈ H ₁₈ O	2-Ethyl-1-hexanol					-432.8		347.0	317.5	-365.3			
C ₈ H ₁₈ O	Dibutyl ether					-377.9			278.2	-332.8			
C ₈ H ₁₈ O	Di- <i>sec</i> -butyl ether					-401.5				-360.6			
C ₈ H ₁₈ O	Di- <i>tert</i> -butyl ether					-399.6			276.1	-362.0			
C ₈ H ₁₈ O	<i>tert</i> -Butyl isobutyl ether					-409.1				-369.0			
C ₈ H ₁₈ O ₂	1,8-Octanediol	-626.6											
C ₈ H ₁₈ O ₂	2,5-Dimethyl-2,5-hexanediol	-681.7											
C ₈ H ₁₈ O ₃	Diethylene glycol monobutyl ether								354.9				
C ₈ H ₁₈ O ₃	Diethylene glycol diethyl ether								341.4				
C ₈ H ₁₈ O ₃ S	Dibutyl sulfite					-693.1				-625.3			
C ₈ H ₁₈ O ₃	Tetraethylene glycol					-981.7			428.8	-883.0			
C ₈ H ₁₈ S	Dibutyl sulfide					-220.7		405.1	284.3	-167.7			
C ₈ H ₁₈ S	Di- <i>sec</i> -butyl sulfide					-220.7				-167.7			

Molecular formula	Name	Crystal				Liquid				Gas			
		$\Delta_f H^\circ$ kJ/mol	$\Delta_f G^\circ$ kJ/mol	S° J/mol K	C_p J/mol K	$\Delta_f H^\circ$ kJ/mol	$\Delta_f G^\circ$ kJ/mol	S° J/mol K	C_p J/mol K	$\Delta_f H^\circ$ kJ/mol	$\Delta_f G^\circ$ kJ/mol	S° J/mol K	C_p J/mol K
C ₈ H ₁₈ S	Di- <i>tert</i> -butyl sulfide					-232.6				-188.8			
C ₈ H ₁₈ S	Diisobutyl sulfide					-229.2				-180.5			
C ₈ H ₁₈ S ₂	Dibutyl disulfide					-222.9				-160.6			
C ₈ H ₁₈ S ₂	Di- <i>tert</i> -butyl disulfide					-255.2				-201.0			
C ₈ H ₁₉ N	Dibutylamine					-206.0			292.9	-156.6			
C ₈ H ₁₉ N	Diisobutylamine					-218.5				-179.2			
C ₈ H ₂₀ BrN	Tetraethylammonium bromide	-342.7											
C ₈ H ₂₀ O ₄ Si	Ethyl silicate							533.1	364.4				
C ₈ H ₂₀ Pb	Tetraethyl lead					52.7		464.6	307.4	109.6			
C ₈ H ₂₀ Si	Tetraethylsilane								298.1				
C ₈ H ₈ N ₂ O ₂	Toluene-2,4-diisocyanate								287.8				
C ₉ H ₇ N	Quinoline					141.2				200.5			
C ₉ H ₇ N	Isoquinoline					144.3		216.0	196.2	204.6			
C ₉ H ₇ NO	2-Quinolinol	-144.9								-25.5			
C ₉ H ₇ NO	8-Quinolinol	82.1											
C ₉ H ₈	Indene					110.6		215.3	186.9	163.4			
C ₉ H ₈ O ₄	2-(Acetyloxy)benzoic acid	-815.6											
C ₉ H ₁₀	Cyclopropylbenzene					100.3				150.5			
C ₉ H ₁₀	Indan					11.5		56.0	190.2	60.3			
C ₉ H ₁₀ Cl ₂ N ₂ O	Diuron	-329.0											
C ₉ H ₁₀ N ₂	2,2'-Dipyrrolylmethane	126.2											
C ₉ H ₁₀ O ₂	Ethyl benzoate								246.0				
C ₉ H ₁₀ O ₂	Benzyl acetate								148.5				
C ₉ H ₁₁ NO ₂	<i>L</i> -Phenylalanine	-466.9		213.6	203.0					-312.9			
C ₉ H ₁₁ NO ₃	<i>L</i> -Tyrosine	-685.1		214.0	216.4								
C ₉ H ₁₂	Propylbenzene					-38.3		287.8	214.7	7.9			
C ₉ H ₁₂	Isopropylbenzene					-41.1			210.7	4.0			
C ₉ H ₁₂	2-Ethyltoluene					-46.4				1.3			
C ₉ H ₁₂	3-Ethyltoluene					-48.7				-1.8			
C ₉ H ₁₂	4-Ethyltoluene					-49.8				-3.2			
C ₉ H ₁₂	1,2,3-Trimethylbenzene					-58.5		267.9	216.4	-9.5			
C ₉ H ₁₂	1,2,4-Trimethylbenzene					-61.8			215.0	-13.8			
C ₉ H ₁₂	1,3,5-Trimethylbenzene					-63.4			209.3	-15.9			
C ₉ H ₁₂ O	2-Isopropylphenol					-233.7				-182.2			
C ₉ H ₁₂ O	3-Isopropylphenol					-252.5				-196.0			
C ₉ H ₁₂ O	4-Isopropylphenol	-270.0								-175.3			
C ₉ H ₁₂ O ₂	Isopropylbenzene hydroperoxide					-148.3				-78.4			
C ₉ H ₁₃ NO ₂	Ethyl 3,5-dimethylpyrrole-2-carboxylate	-474.5											
C ₉ H ₁₃ NO ₂	Ethyl 2,4-dimethylpyrrole-3-carboxylate	-463.2											
C ₉ H ₁₃ NO ₂	Ethyl 2,5-dimethylpyrrole-3-carboxylate	-478.7											
C ₉ H ₁₃ NO ₂	Ethyl 4,5-dimethylpyrrole-3-carboxylate	-470.3											
C ₉ H ₁₄ O	Isophorone								253.5				
C ₉ H ₁₄ O ₆	Triacetin					-1330.8		458.3	384.7	-1245.0			
C ₉ H ₁₅ N	3-Ethyl-2,4,5-trimethylpyrrole	-89.2											
C ₉ H ₁₆	1-Nonyne					16.3				62.3			
C ₉ H ₁₆ O ₄	Nonanedioic acid	-1054.3											
C ₉ H ₁₇ NO	2,2,6,6-Tetramethyl-4-piperidinone	-334.2								-273.4			
C ₉ H ₁₈	Propylcyclohexane					-237.4		311.9	242.0	-192.3			
C ₉ H ₁₈	1 α ,3 α ,5 β -1,3,5-Trimethylcyclohexane									-212.1			
C ₉ H ₁₈ O	2-Nonanone					-397.2				-340.7			
C ₉ H ₁₈ O	5-Nonanone					-398.2		401.4	303.6	-344.9			
C ₉ H ₁₈ O	2,6-Dimethyl-4-heptanone					-408.5			297.3	-357.6			
C ₉ H ₁₈ O ₂	Nonanoic acid					-659.7			362.4	-577.3			
C ₉ H ₁₈ O ₂	Butyl pentanoate					-613.3				-560.2			
C ₉ H ₁₈ O ₂	<i>sec</i> -Butyl pentanoate					-624.2				-573.2			
C ₉ H ₁₈ O ₂	Isobutyl pentanoate					-620.0				-568.6			
C ₉ H ₁₈ O ₂	Methyl octanoate					-590.3				-533.9			
C ₉ H ₁₉ N	<i>N</i> -Butylpiperidine					-171.8							
C ₉ H ₁₉ N	2,2,6,6-Tetramethylpiperidine					-206.9				-159.9			
C ₉ H ₂₀	Nonane					-274.7			284.4	-228.2			
C ₉ H ₂₀	2,2-Dimethylheptane					-288.1							
C ₉ H ₂₀	2,2,3-Trimethylhexane					-282.7							

Molecular formula	Name	Crystal				Liquid				Gas			
		$\Delta_f H^\circ$ kJ/mol	$\Delta_f G^\circ$ kJ/mol	S° J/mol K	C_p J/mol K	$\Delta_f H^\circ$ kJ/mol	$\Delta_f G^\circ$ kJ/mol	S° J/mol K	C_p J/mol K	$\Delta_f H^\circ$ kJ/mol	$\Delta_f G^\circ$ kJ/mol	S° J/mol K	C_p J/mol K
C ₁₀ H ₁₆ O	Camphor, (±)	-319.4			271.2					-267.5			
C ₁₀ H ₁₈	1,1'-Bicyclopentyl					-178.9							
C ₁₀ H ₁₈	<i>cis</i> -Decahydronaphthalene					-219.4		265.0	232.0	-169.2			
C ₁₀ H ₁₈	<i>trans</i> -Decahydronaphthalene					-230.6		264.9	228.5	-182.1			
C ₁₀ H ₁₈ O ₄	Sebacic acid	-1082.6								-921.9			
C ₁₀ H ₁₉ N	Decanenitrile					-158.4				-91.5			
C ₁₀ H ₂₀	1-Decene					-173.8		425.0	300.8	-123.3			
C ₁₀ H ₂₀	<i>cis</i> -1,2-Di- <i>tert</i> -butylethene					-163.6							
C ₁₀ H ₂₀	Butylcyclohexane					-263.1		345.0	271.0	-213.7			
C ₁₀ H ₂₀ O ₂	Decanoic acid	-713.7				-684.3				-594.9			
C ₁₀ H ₂₁ O ₂	Methyl nonanoate					-616.2				-554.2			
C ₁₀ H ₂₁ NO ₂	1-Nitrodecane					-351.5							
C ₁₀ H ₂₂	Decane					-300.9			314.4	-249.5			
C ₁₀ H ₂₂	2-Methylnonane					-309.8		420.1	313.3	-260.2			
C ₁₀ H ₂₂	5-Methylnonane					-307.9		423.8	314.4	-258.6			
C ₁₀ H ₂₂ O	1-Decanol					-478.1				-396.6			
C ₁₀ H ₂₂ O	Dipentyl ether								250.0				
C ₁₀ H ₂₂ O	Diisopentyl ether								379.0				
C ₁₀ H ₂₂ O ₂	1,10-Decanediol	-678.9											
C ₁₀ H ₂₂ O ₂	Ethylene glycol dibutyl ether								350.0				
C ₁₀ H ₂₂ S	1-Decanethiol	-309.9				-276.5		476.1	350.4	-211.5			
C ₁₀ H ₂₂ S	Dipentyl sulfide					-266.4				-204.9			
C ₁₀ H ₂₂ S	Diisopentyl sulfide					-281.8				-221.5			
C ₁₀ H ₂₃ N	Octyldimethylamine					-232.8							
C ₁₁ H ₈ O ₂	1-Naphthalenecarboxylic acid	-333.5								-223.1			
C ₁₁ H ₈ O ₂	2-Naphthalenecarboxylic acid	-346.1								-232.5			
C ₁₁ H ₁₀	1-Methylnaphthalene					56.3		254.8	224.4				
C ₁₁ H ₁₀	2-Methylnaphthalene	44.9		220.0	196.0					106.7			
C ₁₁ H ₁₂ N ₂ O ₂	<i>L</i> -Tryptophan	-415.3		251.0	238.1								
C ₁₁ H ₁₄	1,1-Dimethylindan					-53.6				-1.6			
C ₁₁ H ₁₆	1- <i>tert</i> -Butyl-3-methylbenzene					-109.7							
C ₁₁ H ₁₆	1- <i>tert</i> -Butyl-4-methylbenzene					-109.7				-57.0			
C ₁₁ H ₁₆	Pentamethylbenzene	-144.6								-67.2			
C ₁₁ H ₂₀	Spiro[5.5]undecane					-244.5				-188.3			
C ₁₁ H ₂₂	1-Undecene								344.9				
C ₁₁ H ₂₂ O ₂	Methyl decanoate					-640.5				-573.8			
C ₁₁ H ₂₄	Undecane					-327.2			344.9	-270.8			
C ₁₁ H ₂₄ O	1-Undecanol					-504.8							
C ₁₂ F ₂₇ N	Tris(perfluorobutyl)amine								418.4				
C ₁₂ H ₆	Acenaphthylene	186.7			166.4					259.7			
C ₁₂ H ₈ N ₂	Phenazine	237.0								328.8			
C ₁₂ H ₈ O	Dibenzofuran	-5.3								83.4			
C ₁₂ H ₈ S	Dibenzothiophene	120.0								205.1			
C ₁₂ H ₈ S ₂	Thianthrene	182.0								286.0			
C ₁₂ H ₉ N	Carbazole	101.7								200.7			
C ₁₂ H ₁₀	Acenaphthene	70.3		188.9	190.4					156.0			
C ₁₂ H ₁₀	Biphenyl	99.4		209.4	198.4					181.4			
C ₁₂ H ₁₀ N ₂ O	<i>trans</i> -Azoxybenzene	243.4								342.0			
C ₁₂ H ₁₀ N ₂ O	<i>N</i> -Nitrosodiphenylamine	227.2											
C ₁₂ H ₁₀ O	Diphenyl ether	-32.1		233.9	216.6	-14.9				52.0			
C ₁₂ H ₁₀ O ₂	1-Naphthaleneacetic acid	-359.2											
C ₁₂ H ₁₀ O ₂	2-Naphthaleneacetic acid	-371.9											
C ₁₂ H ₁₁ N	Diphenylamine	130.2								219.3			
C ₁₂ H ₁₁ N	2-Aminobiphenyl	93.8								184.4			
C ₁₂ H ₁₁ N	4-Aminobiphenyl	81.0											
C ₁₂ H ₁₂ N ₂	<i>p</i> -Benzidine	70.7											
C ₁₂ H ₁₄ O ₄	Diethyl phthalate					-776.6		425.1	366.1	-688.4			
C ₁₂ H ₁₆	Cyclohexylbenzene					-76.6				-16.7			
C ₁₂ H ₁₇ NO ₄	Diethyl 3,5-dimethylpyrrole-2,4-dicarboxylate	-916.7											
C ₁₂ H ₁₈	3,9-Dodecadiyne					197.8							
C ₁₂ H ₁₈	5,7-Dodecadiyne					181.5							
C ₁₂ H ₁₈	1- <i>tert</i> -Butyl-3,5-dimethylbenzene					-146.5							
C ₁₂ H ₁₈	Hexamethylbenzene	-162.4		306.3	245.6					-77.4			
C ₁₂ H ₂₂	Cyclohexylcyclohexane					-273.7				-215.7			
C ₁₂ H ₂₂ O ₄	Dodecanedioic acid	-1130.0								-976.9			

Molecular formula	Name	Crystal				Liquid				Gas			
		$\Delta_f H^\circ$ kJ/mol	$\Delta_f G^\circ$ kJ/mol	S° J/mol K	C_p J/mol K	$\Delta_f H^\circ$ kJ/mol	$\Delta_f G^\circ$ kJ/mol	S° J/mol K	C_p J/mol K	$\Delta_f H^\circ$ kJ/mol	$\Delta_f G^\circ$ kJ/mol	S° J/mol K	C_p J/mol K
C ₁₂ H ₂₂ O ₁₁	Sucrose	-2226.1											
C ₁₂ H ₂₂ O ₁₁	β -D-Lactose	-2236.7											
C ₁₂ H ₂₄	1-Dodecene					-226.2		484.8	360.7	-165.4			
C ₁₂ H ₂₄ O ₂	Dodecanoic acid	-774.6			404.3	-737.9				-642.0			
C ₁₂ H ₂₄ O ₂	Methyl undecanoate					-665.2				-593.8			
C ₁₂ H ₂₂ O ₁₂	α -Lactose monohydrate	-2484.1											
C ₁₂ H ₂₆ Br	1-Bromododecane					-344.7				-269.9			
C ₁₂ H ₂₆ Cl	1-Chlorododecane					-392.3				-321.1			
C ₁₂ H ₂₆	Dodecane					-350.9			375.8	-289.4			
C ₁₂ H ₂₆ O	1-Dodecanol					-528.5			438.1	-436.6			
C ₁₂ H ₂₆ O ₃	Diethylene glycol dibutyl ether								452.0				
C ₁₂ H ₂₇ N	Tributylamine					-281.6							
C ₁₂ H ₂₇ O ₄ P	Tributyl phosphate								379.4				
C ₁₃ H ₆ O ₂	Xanthone	-191.5											
C ₁₃ H ₆ N	Acridine	179.4								273.9			
C ₁₃ H ₆ N	Phenanthridine	141.9								240.5			
C ₁₃ H ₆ N	Benzo[f]quinoline	150.6								233.7			
C ₁₃ H ₁₀	9H-Fluorene	89.9		207.3	203.1					175.0			173.1
C ₁₃ H ₁₀ N ₂	9-Acridinamine	159.2											
C ₁₃ H ₁₀ O	Benzophenone	-34.5			224.8					54.9			
C ₁₃ H ₁₁ N	9-Methyl-9H-carbazole	105.5								201.0			
C ₁₃ H ₁₂	Diphenylmethane	71.5		239.3		89.7				139.0			
C ₁₃ H ₁₃ N	N-Benzylaniline	101.4											
C ₁₃ H ₁₄ N ₂	4,4'-Diaminodiphenylmethane				270.9								
C ₁₃ H ₂₄ O ₄	Tridecanedioic acid	-1148.3											
C ₁₃ H ₂₆	1-Tridecene								391.8				
C ₁₃ H ₂₆ O ₂	Methyl dodecanoate					-693.0				-614.9			
C ₁₃ H ₂₈	Tridecane								406.7				
C ₁₃ H ₂₈ O	1-Tridecanol	-599.4											
C ₁₄ H ₆ O ₂	9,10-Anthracenedione	-188.5								-75.7			
C ₁₄ H ₆ O ₂	9,10-Phenanthrenedione	-154.7								-46.6			
C ₁₄ H ₆ O ₄	1,4-Dihydroxy-9,10-anthracenedione	-595.8								-471.7			
C ₁₄ H ₁₀	Anthracene	129.2		207.5	210.5					230.9			
C ₁₄ H ₁₀	Phenanthrene	116.2		215.1	220.6					207.5			
C ₁₄ H ₁₀	Diphenylacetylene	312.4			225.9								
C ₁₄ H ₁₀ O ₂	Benzil	-153.9								-55.5			
C ₁₄ H ₁₀ O ₄	Benzoyl peroxide	-369.4								-281.7			
C ₁₄ H ₁₂	cis-Stilbene					183.3				252.3			
C ₁₄ H ₁₂	trans-Stilbene	136.9								236.1			
C ₁₄ H ₁₄	1,1-Diphenylethane					48.7							
C ₁₄ H ₁₄	1,2-Diphenylethane	51.5								142.9			
C ₁₄ H ₂₂	1,3-Di-tert-butylbenzene					-188.8							
C ₁₄ H ₂₂	1,4-Di-tert-butylbenzene	-212.0											
C ₁₄ H ₂₃ N ₃ O ₁₀	Pentetic acid	-2225.2											
C ₁₄ H ₂₇ N	Tetradecanenitrile					-260.2				-174.9			
C ₁₄ H ₂₈ O ₂	Tetradecanoic acid	-833.5			432.0	-788.8				-693.7			
C ₁₄ H ₂₈ O ₂	Methyl tridecanoate					-717.9				-635.3			
C ₁₄ H ₃₀ O	1-Tetradecanol	-629.6			388.0	-580.6							
C ₁₅ H ₁₆ O ₂	2,2-Bis(4-hydroxyphenyl)propane	-368.6											
C ₁₅ H ₂₄	1,3-Di-tert-butyl-5-methylbenzene	-245.8											
C ₁₅ H ₂₄ O	2,6-Di-tert-butyl-4-methylphenol	-410.0								-296.9			
C ₁₅ H ₃₀	Decylcyclopentane					-367.3							
C ₁₅ H ₃₀ O ₂	Pentadecanoic acid	-861.7			443.3	-811.7				-699.0			
C ₁₅ H ₃₀ O ₂	Methyl tetradecanoate					-743.9				-656.9			
C ₁₅ H ₃₂ O	1-Pentadecanol	-658.2											
C ₁₆ H ₁₀	Fluoranthene	189.9		230.6	230.2					289.0			
C ₁₆ H ₁₀	Pyrene	125.5		224.9	229.7					225.7			
C ₁₆ H ₂₂ O ₄	Dibutyl phthalate					-842.6				-750.9			
C ₁₆ H ₂₂ O ₁₁	α -D-Glucose pentaacetate	-2249.4											
C ₁₆ H ₂₂ O ₁₁	β -D-Glucose pentaacetate	-2232.6											
C ₁₆ H ₂₆	Decylbenzene					-218.3				-138.6			
C ₁₆ H ₃₂	1-Hexadecene					-328.7		587.9	488.9	-248.4			
C ₁₆ H ₃₂ O ₂	Hexadecanoic acid	-891.5		452.4	460.7	-838.1				-737.1			
C ₁₆ H ₃₂ O ₂	Methyl pentadecanoate					-771.0				-680.0			
C ₁₆ H ₃₃ Br	1-Bromohexadecane					-444.5				-350.2			

Molecular formula	Name	Crystal				Liquid				Gas			
		$\Delta_f H^\circ$ kJ/mol	$\Delta_f G^\circ$ kJ/mol	S° J/mol K	C_p J/mol K	$\Delta_f H^\circ$ kJ/mol	$\Delta_f G^\circ$ kJ/mol	S° J/mol K	C_p J/mol K	$\Delta_f H^\circ$ kJ/mol	$\Delta_f G^\circ$ kJ/mol	S° J/mol K	C_p J/mol K
C ₁₆ H ₃₄	Hexadecane					-456.1		501.6		-374.8			
C ₁₆ H ₃₄ O	1-Hexadecanol	-686.5			422.0					-517.0			
C ₁₆ H ₃₈ I ₄ N	Tetrabutylammonium iodide	-498.6											
C ₁₇ H ₃₄ O ₂	Heptadecanoic acid	-924.4			475.7	-865.6							
C ₁₈ H ₁₂	Benz[<i>a</i>]anthracene	170.8								293.0			
C ₁₈ H ₁₂	Chrysene	145.3								269.8			
C ₁₈ H ₁₄	<i>o</i> -Terphenyl			298.8	274.8			337.1	369.1				
C ₁₈ H ₁₄	<i>p</i> -Terphenyl	163.0		285.6	278.7					279.0			
C ₁₈ H ₁₅ N	Triphenylamine	234.7								326.8			
C ₁₈ H ₁₅ O ₄ P	Triphenyl phosphate			397.5	356.2								
C ₁₈ H ₁₅ P	Triphenylphosphine				312.5								
C ₁₈ H ₃₀	1,3,5-Tri- <i>tert</i> -butylbenzene	-320.0											
C ₁₈ H ₃₄ O ₂	Oleic acid								577.0				
C ₁₈ H ₃₄ O ₄	Dibutyl sebacate								619.0				
C ₁₈ H ₃₆ O ₂	Stearic acid	-947.7			501.5	-884.7				-781.2			
C ₁₈ H ₃₇ Cl	1-Chlorooctadecane					-544.1				-446.0			
C ₁₈ H ₃₈	Octadecane	-567.4		480.2	485.6					-414.6			
C ₁₈ H ₃₉ N	Trihexylamine					-433.0							
C ₁₉ H ₁₅ O	Triphenylmethanol	-2.5											
C ₁₉ H ₃₆ O ₂	Methyl oleate					-734.5				-649.9			
C ₁₉ H ₃₆ O ₂	Methyl <i>trans</i> -9-octadecenoate					-737.0							
C ₂₀ H ₁₂	Perylene	182.8		264.6	274.9								
C ₂₀ H ₁₂	Benzo[<i>a</i>]pyrene											254.8	
C ₂₀ H ₁₄ O ₄	Diphenyl phthalate	-489.2											
C ₂₀ H ₃₆ O ₂	Ethyl oleate					-775.8							
C ₂₀ H ₃₈ O ₂	Ethyl <i>trans</i> -9-octadecenoate					-773.3							
C ₂₀ H ₄₀ O ₂	Eicosanoic acid	-1011.9			545.1	-940.0				-812.4			
C ₂₁ H ₂₇ O ₄ P	Tri- <i>o</i> -cresyl phosphate			570.0	578.0								
C ₂₂ H ₁₄	Dibenz[<i>a,h</i>]anthracene											283.9	
C ₂₂ H ₄₂ O ₂	<i>trans</i> -13-Docosenoic acid	-960.7											
C ₂₂ H ₄₂ O ₂	Butyl oleate					-816.9							
C ₂₂ H ₄₄ O ₂	Butyl stearate												
C ₂₄ H ₃₈ O ₄	Bis(2-ethylhexyl) phthalate								704.7				
C ₂₄ H ₅₁ N	Trioctylamine					-585.0							
C ₂₆ H ₁₈	9,10-Diphenylanthracene	308.7								465.6			
C ₂₆ H ₅₄	5-Butyldocosane					-713.5				-587.6			
C ₂₆ H ₅₄	11-Butyldocosane					-716.0				-593.4			
C ₂₈ H ₁₈	9,9'-Bianthracene	326.2								454.3			
C ₃₁ H ₆₄	11-Decylheneicosane					-848.0				-705.8			
C ₃₂ H ₆₆	Dotriacontane	-968.3								-697.2			
C ₆₀	Carbon (fullerene-C ₆₀)	2327.0	2302.0	426.0	520.0					2502.0	2442.0	544.0	512.0
C ₇₀	Carbon (fullerene-C ₇₀)	2555.0	2537.0	464.0	650.0					2755.0	2692.0	614.0	585.0

THERMODYNAMIC PROPERTIES AS A FUNCTION OF TEMPERATURE

L. V. Gurvich, V. S. Iorish, V. S. Yungman, and O. V. Dorofeeva

The thermodynamic properties $C_p^\circ(T)$, $S^\circ(T)$, $H^\circ(T)-H^\circ(T_r)$, $-[G^\circ(T)-H^\circ(T_r)]/T$ and formation properties $\Delta_f H^\circ(T)$, $\Delta_f G^\circ(T)$, $\log K_f^\circ(T)$ are tabulated as functions of temperature in the range 298.15 to 1500 K for 80 substances in the standard state. The reference temperature, T_r , is equal to 298.15 K. The standard state pressure is taken as 1 bar (100,000 Pa). The tables are presented in the JANAF Thermochemical Tables format (Reference 2). The numerical data are extracted from IVTANTHERMO databases except for C_2H_4O , C_3H_6O , C_6H_6 , C_6H_6O , $C_{10}H_8$, and CH_5N , which

are based upon TRC Tables. See the references for information on standard states and other details.

References

1. Gurvich, L. V., Veyts, I. V., and Alcock, C. B., Eds., *Thermodynamic Properties of Individual Substances, 4th ed.*, Hemisphere Publishing Corp., New York, 1989.
2. Chase, M. W., et al., *JANAF Thermochemical Tables, 3rd ed.*, *J. Phys. Chem. Ref. Data*, 14, Suppl. 1, 1985.

Order of Listing of Tables

No.	Formula	Name	State	No.	Formula	Name	State
1	Ar	Argon	g	42	CuCl ₂	Copper dichloride	g
2	Br	Bromine	g	43	F	Fluorine	g
3	Br ₂	Dibromine	g	44	F ₂	Difluorine	g
4	BrH	Hydrogen bromide	g	45	FH	Hydrogen fluoride	g
5	C	Carbon (graphite)	cr	46	Ge	Germanium	cr, l
6	C	Carbon (diamond)	cr	47	Ge	Germanium	g
7	C ₂	Dicarbon	g	48	GeO ₂	Germanium dioxide	cr, l
8	C ₃	Tricarbon	g	49	GeCl ₄	Germanium tetrachloride	g
9	CO	Carbon oxide	g	50	H	Hydrogen	g
10	CO ₂	Carbon dioxide	g	51	H ₂	Dihydrogen	g
11	CH ₄	Methane	g	52	HO	Hydroxyl	g
12	C ₂ H ₂	Acetylene	g	53	H ₂ O	Water	l
13	C ₂ H ₄	Ethylene	g	54	H ₂ O	Water	g
14	C ₂ H ₆	Ethane	g	55	I	Iodine	g
15	C ₃ H ₆	Cyclopropane	g	56	I ₂	Diiodine	cr, l
16	C ₃ H ₈	Propane	g	57	I ₂	Diiodine	g
17	C ₆ H ₆	Benzene	l	58	IH	Hydrogen iodide	g
18	C ₆ H ₆	Benzene	g	59	K	Potassium	cr, l
19	C ₁₀ H ₈	Naphthalene	cr, l	60	K	Potassium	g
20	C ₁₀ H ₈	Naphthalene	g	61	K ₂ O	Dipotassium oxide	cr, l
21	CH ₂ O	Formaldehyde	g	62	KOH	Potassium hydroxide	cr, l
22	CH ₃ O	Methanol	g	63	KOH	Potassium hydroxide	g
23	C ₂ H ₄ O	Acetaldehyde	g	64	KCl	Potassium chloride	cr, l
24	C ₂ H ₆ O	Ethanol	g	65	KCl	Potassium chloride	g
25	C ₂ H ₄ O ₂	Acetic acid	g	66	N ₂	Dinitrogen	g
26	C ₃ H ₆ O	Acetone	g	67	NO	Nitric oxide	g
27	C ₆ H ₆ O	Phenol	g	68	NO ₂	Nitrogen dioxide	g
28	CF ₄	Carbon tetrafluoride	g	69	NH ₃	Ammonia	g
29	CHF ₃	Trifluoromethane	g	70	O	Oxygen	g
30	CClF ₃	Chlorotrifluoromethane	g	71	O ₂	Dioxygen	g
31	CCl ₂ F ₂	Dichlorodifluoromethane	g	72	S	Sulfur	cr, l
32	CHClF ₂	Chlorodifluoromethane	g	73	S	Sulfur	g
33	CH ₅ N	Methylamine	g	74	S ₂	Disulfur	g
34	Cl	Chlorine	g	75	S ₈	Octasulfur	g
35	Cl ₂	Dichlorine	g	76	SO ₂	Sulfur dioxide	g
36	ClH	Hydrogen chloride	g	77	Si	Silicon	cr
37	Cu	Copper	cr, l	78	Si	Silicon	g
38	Cu	Copper	g	79	SiO ₂	Silicon dioxide	cr
39	CuO	Copper oxide	cr	80	SiCl ₄	Silicon tetrachloride	g
40	Cu ₂ O	Dicopper oxide	cr				
41	CuCl ₂	Copper dichloride	cr, l				

<i>T</i> /K	J/K mol			kJ/mol			Log <i>K_f</i>
	<i>C_p</i> ^o	<i>S</i> ^o	−(<i>G</i> ^o − <i>H</i> ^o (<i>T_i))</i> / <i>T</i>	<i>H</i> ^o − <i>H</i> ^o (<i>T_i</i>)	Δ _{<i>f</i>} <i>H</i> ^o	Δ _{<i>f</i>} <i>G</i> ^o	
1. ARGON Ar (g)							
298.15	20.786	154.845	154.845	0.000	0.000	0.000	0.000
300	20.786	154.973	154.845	0.038	0.000	0.000	0.000
400	20.786	160.953	155.660	2.117	0.000	0.000	0.000
500	20.786	165.591	157.200	4.196	0.000	0.000	0.000
600	20.786	169.381	158.924	6.274	0.000	0.000	0.000
700	20.786	172.585	160.653	8.353	0.000	0.000	0.000
800	20.786	175.361	162.322	10.431	0.000	0.000	0.000
900	20.786	177.809	163.909	12.510	0.000	0.000	0.000
1000	20.786	179.999	165.410	14.589	0.000	0.000	0.000
1100	20.786	181.980	166.828	16.667	0.000	0.000	0.000
1200	20.786	183.789	168.167	18.746	0.000	0.000	0.000
1300	20.786	185.453	169.434	20.824	0.000	0.000	0.000
1400	20.786	186.993	170.634	22.903	0.000	0.000	0.000
1500	20.786	188.427	171.773	24.982	0.000	0.000	0.000
2. BROMINE Br (g)							
298.15	20.786	175.017	175.017	0.000	111.870	82.379	−14.432
300	20.786	175.146	175.018	0.038	111.838	82.196	−14.311
400	20.787	181.126	175.833	2.117	96.677	75.460	−9.854
500	20.798	185.765	177.373	4.196	96.910	70.129	−7.326
600	20.833	189.559	179.097	6.277	97.131	64.752	−5.637
700	20.908	192.776	180.827	8.364	97.348	59.338	−4.428
800	21.027	195.575	182.499	10.461	97.568	53.893	−3.519
900	21.184	198.061	184.093	12.571	97.796	48.420	−2.810
1000	21.365	200.302	185.604	14.698	98.036	42.921	−2.242
1100	21.559	202.347	187.034	16.844	98.291	37.397	−1.776
1200	21.752	204.231	188.390	19.010	98.560	31.850	−1.386
1300	21.937	205.980	189.676	21.195	98.844	26.279	−1.056
1400	22.107	207.612	190.900	23.397	99.141	20.686	−0.772
1500	22.258	209.142	192.065	25.615	99.449	15.072	−0.525
3. DIBROMINE Br₂ (g)							
298.15	36.057	245.467	245.467	0.000	30.910	3.105	−0.544
300	36.074	245.690	245.468	0.067	30.836	2.933	−0.511
332.25	36.340	249.387	245.671	1.235		pressure = 1 bar	
400	36.729	256.169	246.892	3.711	0.000	0.000	0.000
500	37.082	264.406	249.600	7.403	0.000	0.000	0.000
600	37.305	271.188	252.650	11.123	0.000	0.000	0.000
700	37.464	276.951	255.720	14.862	0.000	0.000	0.000
800	37.590	281.962	258.694	18.615	0.000	0.000	0.000
900	37.697	286.396	261.530	22.379	0.000	0.000	0.000
1000	37.793	290.373	264.219	26.154	0.000	0.000	0.000
1100	37.883	293.979	266.763	29.938	0.000	0.000	0.000
1200	37.970	297.279	269.170	33.730	0.000	0.000	0.000
1300	38.060	300.322	271.451	37.532	0.000	0.000	0.000
1400	38.158	303.146	273.615	41.343	0.000	0.000	0.000
1500	38.264	305.782	275.673	45.164	0.000	0.000	0.000
4. HYDROGEN BROMIDE HBr (g)							
298.15	29.141	198.697	198.697	0.000	−36.290	−53.360	9.348
300	29.141	198.878	198.698	0.054	−36.333	−53.466	9.309
400	29.220	207.269	199.842	2.971	−52.109	−55.940	7.305
500	29.454	213.811	202.005	5.903	−52.484	−56.854	5.939
600	29.872	219.216	204.436	8.868	−52.844	−57.694	5.023
700	30.431	223.861	206.886	11.882	−53.168	−58.476	4.363
800	31.063	227.965	209.269	14.957	−53.446	−59.214	3.866
900	31.709	231.661	211.555	18.095	−53.677	−59.921	3.478
1000	32.335	235.035	213.737	21.298	−53.864	−60.604	3.166
1100	32.919	238.145	215.816	24.561	−54.012	−61.271	2.909

<i>T</i> /K	J/K mol			kJ/mol			Log <i>K_f</i>
	<i>C_p</i> ^o	<i>S</i> ^o	$-(G^o-H^o(T_r))/T$	$H^o-H^o(T_r)$	$\Delta_f H^o$	$\Delta_f G^o$	
1200	33.454	241.032	217.799	27.880	-54.129	-61.925	2.696
1300	33.938	243.729	219.691	31.250	-54.220	-62.571	2.514
1400	34.374	246.261	221.499	34.666	-54.291	-63.211	2.358
1500	34.766	248.646	223.230	38.123	-54.348	-63.846	2.223
5. CARBON (GRAPHITE) C (cr; graphite)							
298.15	8.536	5.740	5.740	0.000	0.000	0.000	0.000
300	8.610	5.793	5.740	0.016	0.000	0.000	0.000
400	11.974	8.757	6.122	1.054	0.000	0.000	0.000
500	14.537	11.715	6.946	2.385	0.000	0.000	0.000
600	16.607	14.555	7.979	3.945	0.000	0.000	0.000
700	18.306	17.247	9.113	5.694	0.000	0.000	0.000
800	19.699	19.785	10.290	7.596	0.000	0.000	0.000
900	20.832	22.173	11.479	9.625	0.000	0.000	0.000
1000	21.739	24.417	12.662	11.755	0.000	0.000	0.000
1100	22.452	26.524	13.827	13.966	0.000	0.000	0.000
1200	23.000	28.502	14.968	16.240	0.000	0.000	0.000
1300	23.409	30.360	16.082	18.562	0.000	0.000	0.000
1400	23.707	32.106	17.164	20.918	0.000	0.000	0.000
1500	23.919	33.749	18.216	23.300	0.000	0.000	0.000
6. CARBON (DIAMOND) C (cr; diamond)							
298.15	6.109	2.362	2.362	0.000	1.850	2.857	-0.501
300	6.201	2.400	2.362	0.011	1.846	2.863	-0.499
400	10.321	4.783	2.659	0.850	1.645	3.235	-0.422
500	13.404	7.431	3.347	2.042	1.507	3.649	-0.381
600	15.885	10.102	4.251	3.511	1.415	4.087	-0.356
700	17.930	12.709	5.274	5.205	1.361	4.537	-0.339
800	19.619	15.217	6.361	7.085	1.338	4.993	-0.326
900	21.006	17.611	7.479	9.118	1.343	5.450	-0.316
1000	22.129	19.884	8.607	11.277	1.372	5.905	-0.308
1100	23.020	22.037	9.731	13.536	1.420	6.356	-0.302
1200	23.709	24.071	10.842	15.874	1.484	6.802	-0.296
1300	24.222	25.990	11.934	18.272	1.561	7.242	-0.291
1400	24.585	27.799	13.003	20.714	1.646	7.675	-0.286
1500	24.824	29.504	14.047	23.185	1.735	8.103	-0.282
7. DICARBON C₂ (g)							
298.15	43.548	197.095	197.095	0.000	830.457	775.116	-135.795
300	43.575	197.365	197.096	0.081	830.506	774.772	-134.898
400	42.169	209.809	198.802	4.403	832.751	755.833	-98.700
500	39.529	218.924	201.959	8.483	834.170	736.423	-76.933
600	37.837	225.966	205.395	12.342	834.909	716.795	-62.402
700	36.984	231.726	208.758	16.078	835.148	697.085	-52.016
800	36.621	236.637	211.943	19.755	835.020	677.366	-44.227
900	36.524	240.943	214.931	23.411	834.618	657.681	-38.170
1000	36.569	244.793	217.728	27.065	834.012	638.052	-33.328
1100	36.696	248.284	220.349	30.728	833.252	618.492	-29.369
1200	36.874	251.484	222.812	34.406	832.383	599.006	-26.074
1300	37.089	254.444	225.133	38.104	831.437	579.596	-23.288
1400	37.329	257.201	227.326	41.824	830.445	560.261	-20.903
1500	37.589	259.785	229.405	45.570	829.427	540.997	-18.839
8. TRICARBON C₃ (g)							
298.15	42.202	237.611	237.611	0.000	839.958	774.249	-135.643
300	42.218	237.872	237.611	0.078	839.989	773.841	-134.736
400	43.383	250.164	239.280	4.354	841.149	751.592	-98.147
500	44.883	260.003	242.471	8.766	841.570	729.141	-76.172
600	46.406	268.322	246.104	13.331	841.453	706.659	-61.519
700	47.796	275.582	249.807	18.042	840.919	684.230	-51.057
800	48.997	282.045	253.440	22.884	840.053	661.901	-43.217

T/K	J/K mol			kJ/mol			Log K_f
	C_p°	S°	$-(G^\circ - H^\circ(T_f))/T$	$H^\circ - H^\circ(T_f)$	$\Delta_f H^\circ$	$\Delta_f G^\circ$	
900	50.006	287.876	256.948	27.835	838.919	639.698	-37.127
1000	50.844	293.189	260.310	32.879	837.572	617.633	-32.261
1100	51.535	298.069	263.524	37.999	836.059	595.711	-28.288
1200	52.106	302.578	266.593	43.182	834.420	573.933	-24.982
1300	52.579	306.768	269.524	48.417	832.690	552.295	-22.191
1400	52.974	310.679	272.326	53.695	830.899	530.793	-19.804
1500	53.307	314.346	275.006	59.010	829.068	509.421	-17.739
9. CARBON OXIDE CO (g)							
298.15	29.141	197.658	197.658	0.000	-110.530	-137.168	24.031
300	29.142	197.838	197.659	0.054	-110.519	-137.333	23.912
400	29.340	206.243	198.803	2.976	-110.121	-146.341	19.110
500	29.792	212.834	200.973	5.930	-110.027	-155.412	16.236
600	30.440	218.321	203.419	8.941	-110.157	-164.480	14.319
700	31.170	223.067	205.895	12.021	-110.453	-173.513	12.948
800	31.898	227.277	208.309	15.175	-110.870	-182.494	11.915
900	32.573	231.074	210.631	18.399	-111.378	-191.417	11.109
1000	33.178	234.538	212.851	21.687	-111.952	-200.281	10.461
1100	33.709	237.726	214.969	25.032	-112.573	-209.084	9.928
1200	34.169	240.679	216.990	28.426	-113.228	-217.829	9.482
1300	34.568	243.430	218.920	31.864	-113.904	-226.518	9.101
1400	34.914	246.005	220.763	35.338	-114.594	-235.155	8.774
1500	35.213	248.424	222.527	38.845	-115.291	-243.742	8.488
10. CARBON DIOXIDE CO₂ (g)							
298.15	37.135	213.783	213.783	0.000	-393.510	-394.373	69.092
300	37.220	214.013	213.784	0.069	-393.511	-394.379	68.667
400	41.328	225.305	215.296	4.004	-393.586	-394.656	51.536
500	44.627	234.895	218.280	8.307	-393.672	-394.914	41.256
600	47.327	243.278	221.762	12.909	-393.791	-395.152	34.401
700	49.569	250.747	225.379	17.758	-393.946	-395.367	29.502
800	51.442	257.492	228.978	22.811	-394.133	-395.558	25.827
900	53.008	263.644	232.493	28.036	-394.343	-395.724	22.967
1000	54.320	269.299	235.895	33.404	-394.568	-395.865	20.678
1100	55.423	274.529	239.172	38.893	-394.801	-395.984	18.803
1200	56.354	279.393	242.324	44.483	-395.035	-396.081	17.241
1300	57.144	283.936	245.352	50.159	-395.265	-396.159	15.918
1400	57.818	288.196	248.261	55.908	-395.488	-396.219	14.783
1500	58.397	292.205	251.059	61.719	-395.702	-396.264	13.799
11. METHANE CH₄ (g)							
298.15	35.695	186.369	186.369	0.000	-74.600	-50.530	8.853
300	35.765	186.590	186.370	0.066	-74.656	-50.381	8.772
400	40.631	197.501	187.825	3.871	-77.703	-41.827	5.462
500	46.627	207.202	190.744	8.229	-80.520	-32.525	3.398
600	52.742	216.246	194.248	13.199	-82.969	-22.690	1.975
700	58.603	224.821	198.008	18.769	-85.023	-12.476	0.931
800	64.084	233.008	201.875	24.907	-86.693	-1.993	0.130
900	69.137	240.852	205.773	31.571	-88.006	8.677	-0.504
1000	73.746	248.379	209.660	38.719	-88.996	19.475	-1.017
1100	77.919	255.607	213.511	46.306	-89.698	30.358	-1.442
1200	81.682	262.551	217.310	54.289	-90.145	41.294	-1.797
1300	85.067	269.225	221.048	62.630	-90.367	52.258	-2.100
1400	88.112	275.643	224.720	71.291	-90.390	63.231	-2.359
1500	90.856	281.817	228.322	80.242	-90.237	74.200	-2.584
12. ACETYLENE C₂H₂ (g)							
298.15	44.036	200.927	200.927	0.000	227.400	209.879	-36.769
300	44.174	201.199	200.927	0.082	227.397	209.770	-36.524
400	50.388	214.814	202.741	4.829	227.161	203.928	-26.630
500	54.751	226.552	206.357	10.097	226.846	198.154	-20.701

T/K	J/Kmol			kJ/mol			Log K_f
	C_p°	S°	$-(G^\circ - H^\circ(T_f))/T$	$H^\circ - H^\circ(T_f)$	$\Delta_f H^\circ$	$\Delta_f G^\circ$	
600	58.121	236.842	210.598	15.747	226.445	192.452	-16.754
700	60.970	246.021	215.014	21.704	225.968	186.823	-13.941
800	63.511	254.331	219.418	27.931	225.436	181.267	-11.835
900	65.831	261.947	223.726	34.399	224.873	175.779	-10.202
1000	67.960	268.995	227.905	41.090	224.300	170.355	-8.898
1100	69.909	275.565	231.942	47.985	223.734	164.988	-7.835
1200	71.686	281.725	235.837	55.067	223.189	159.672	-6.950
1300	73.299	287.528	239.592	62.317	222.676	154.400	-6.204
1400	74.758	293.014	243.214	69.721	222.203	149.166	-5.565
1500	76.077	298.218	246.709	77.264	221.774	143.964	-5.013
13. ETHYLENE C_2H_4 (g)							
298.15	42.883	219.316	219.316	0.000	52.400	68.358	-11.976
300	43.059	219.582	219.317	0.079	52.341	68.457	-11.919
400	53.045	233.327	221.124	4.881	49.254	74.302	-9.703
500	62.479	246.198	224.864	10.667	46.533	80.887	-8.450
600	70.673	258.332	229.441	17.335	44.221	87.982	-7.659
700	77.733	269.770	234.393	24.764	42.278	95.434	-7.121
800	83.868	280.559	239.496	32.851	40.655	103.142	-6.734
900	89.234	290.754	244.630	41.512	39.310	111.036	-6.444
1000	93.939	300.405	249.730	50.675	38.205	119.067	-6.219
1100	98.061	309.556	254.756	60.280	37.310	127.198	-6.040
1200	101.670	318.247	259.688	70.271	36.596	135.402	-5.894
1300	104.829	326.512	264.513	80.599	36.041	143.660	-5.772
1400	107.594	334.384	269.225	91.223	35.623	151.955	-5.669
1500	110.018	341.892	273.821	102.107	35.327	160.275	-5.581
14. ETHANE C_2H_6 (g)							
298.15	52.487	229.161	229.161	0.000	-84.000	-32.015	5.609
300	52.711	229.487	229.162	0.097	-84.094	-31.692	5.518
400	65.459	246.378	231.379	5.999	-88.988	-13.473	1.759
500	77.941	262.344	235.989	13.177	-93.238	5.912	-0.618
600	89.188	277.568	241.660	21.545	-96.779	26.086	-2.271
700	99.136	292.080	247.835	30.972	-99.663	46.800	-3.492
800	107.936	305.904	254.236	41.334	-101.963	67.887	-4.433
900	115.709	319.075	260.715	52.525	-103.754	89.231	-5.179
1000	122.552	331.628	267.183	64.445	-105.105	110.750	-5.785
1100	128.553	343.597	273.590	77.007	-106.082	132.385	-6.286
1200	133.804	355.012	279.904	90.131	-106.741	154.096	-6.708
1300	138.391	365.908	286.103	103.746	-107.131	175.850	-7.066
1400	142.399	376.314	292.178	117.790	-107.292	197.625	-7.373
1500	145.905	386.260	298.121	132.209	-107.260	219.404	-7.640
15. CYCLOPROPANE C_3H_6 (g)							
298.15	55.571	237.488	237.488	0.000	53.300	104.514	-18.310
300	55.941	237.832	237.489	0.103	53.195	104.832	-18.253
400	76.052	256.695	239.924	6.708	47.967	122.857	-16.043
500	93.859	275.637	245.177	15.230	43.730	142.091	-14.844
600	108.542	294.092	251.801	25.374	40.405	162.089	-14.111
700	120.682	311.763	259.115	36.854	37.825	182.583	-13.624
800	130.910	328.564	266.755	49.447	35.854	203.404	-13.281
900	139.658	344.501	274.516	62.987	34.384	224.441	-13.026
1000	147.207	359.616	282.277	77.339	33.334	245.618	-12.830
1100	153.749	373.961	289.965	92.395	32.640	266.883	-12.673
1200	159.432	387.588	297.538	108.060	32.249	288.197	-12.545
1300	164.378	400.549	304.967	124.257	32.119	309.533	-12.437
1400	168.689	412.892	312.239	140.915	32.215	330.870	-12.345
1500	172.453	424.662	319.344	157.976	32.507	352.193	-12.264
16. PROPANE C_3H_8 (g)							
298.15	73.597	270.313	270.313	0.000	-103.847	-23.458	4.110

T/K	J/Kmol			kJ/mol			Log K_f
	C_p°	S°	$-(G^\circ - H^\circ(T_f))/T$	$H^\circ - H^\circ(T_f)$	$\Delta_f H^\circ$	$\Delta_f G^\circ$	
300	73.931	270.769	270.314	0.136	-103.972	-22.959	3.997
400	94.014	294.739	273.447	8.517	-110.33	15.029	-0.657
500	112.591	317.768	280.025	18.872	-115.658	34.507	-3.605
600	128.700	339.753	288.162	30.955	-119.973	64.961	-5.655
700	142.674	360.668	297.039	44.540	-123.384	96.065	-7.168
800	154.766	380.528	306.245	59.427	-126.016	127.603	-8.331
900	165.352	399.381	315.555	75.444	-127.982	159.430	-9.253
1000	174.598	417.293	324.841	92.452	-129.380	191.444	-10.000
1100	182.673	434.321	334.026	110.325	-130.296	223.574	-10.617
1200	189.745	450.526	343.064	128.954	-130.802	255.770	-11.133
1300	195.853	465.961	351.929	148.241	-130.961	287.993	-11.572
1400	201.209	480.675	360.604	168.100	-130.829	320.217	-11.947
1500	205.895	494.721	369.080	188.460	-130.445	352.422	-12.272
17. BENZENE C₆H₆ (l)							
298.15	135.950	173.450	173.450	0.000	49.080	124.521	-21.815
300	136.312	174.292	173.453	.252	49.077	124.989	-21.762
400	161.793	216.837	179.082	15.102	48.978	150.320	-19.630
500	207.599	257.048	190.639	33.204	50.330	175.559	-18.340
18. BENZENE C₆H₆ (g)							
298.15	82.430	269.190	269.190	0.000	82.880	129.750	-22.731
300	83.020	269.700	269.190	0.153	82.780	130.040	-22.641
400	113.510	297.840	272.823	10.007	77.780	146.570	-19.140
500	139.340	326.050	280.658	22.696	73.740	164.260	-17.160
600	160.090	353.360	290.517	37.706	70.490	182.680	-15.903
700	176.790	379.330	301.360	54.579	67.910	201.590	-15.042
800	190.460	403.860	312.658	72.962	65.910	220.820	-14.418
900	201.840	426.970	324.084	92.597	64.410	240.280	-13.945
1000	211.430	448.740	335.473	113.267	63.340	259.890	-13.575
1100	219.580	469.280	346.710	134.827	62.620	277.640	-13.184
1200	226.540	488.690	357.743	157.137	62.200	299.320	-13.029
1300	232.520	507.070	368.534	180.097	62.000	319.090	-12.821
1400	237.680	524.490	379.056	203.607	61.990	338.870	-12.643
1500	242.140	541.040	389.302	227.607	62.110	358.640	-12.489
19. NAPHTHALENE C₁₀H₈ (cr, l)							
298.15	165.720	167.390	167.390	0.000	78.530	201.585	-35.316
300	167.001	168.419	167.393	0.308	78.466	202.349	-35.232
353.43	208.722	198.948	169.833	10.290	96.099	224.543	-33.186
PHASE TRANSITION: $\Delta_{\text{trs}} H = 18.980$ kJ/mol, $\Delta_{\text{trs}} S = 53.702$ J/Kmol, cr-l							
353.43	217.200	252.650	169.833	29.270	96.099	224.543	-33.186
400	241.577	280.916	181.124	39.917	96.067	241.475	-31.533
470	276.409	322.712	199.114	58.091	97.012	266.859	-29.658
20. NAPHTHALENE C₁₀H₈ (g)							
298.15	131.920	333.150	333.150	0.000	150.580	224.100	-39.260
300	132.840	333.970	333.157	0.244	150.450	224.560	-39.098
400	180.070	378.800	338.950	15.940	144.190	250.270	-32.681
500	219.740	423.400	351.400	36.000	139.220	277.340	-28.973
600	251.530	466.380	367.007	59.624	135.350	305.330	-26.581
700	277.010	507.140	384.146	86.096	132.330	333.950	-24.919
800	297.730	545.520	401.935	114.868	130.050	362.920	-23.696
900	314.850	581.610	419.918	145.523	128.430	392.150	-22.759
1000	329.170	615.550	437.806	177.744	127.510	421.700	-22.027
1100	341.240	647.500	455.426	211.281	127.100	450.630	-21.398
1200	351.500	677.650	472.707	245.932	126.960	480.450	-20.913
1300	360.260	706.130	489.568	281.531	127.060	509.770	-20.482
1400	367.780	733.110	506.009	317.941	127.390	539.740	-20.137
1500	374.270	758.720	522.019	355.051	127.920	568.940	-19.812

T/K	J/K mol			kJ/mol			Log K_f
	C_p°	S°	$-(G^\circ - H^\circ(T_f))/T$	$H^\circ - H^\circ(T_f)$	$\Delta_f H^\circ$	$\Delta_f G^\circ$	
21. FORMALDEHYDE H_2CO (g)							
298.15	35.387	218.760	218.760	0.000	-108.700	-102.667	17.987
300	35.443	218.979	218.761	0.066	-108.731	-102.630	17.869
400	39.240	229.665	220.192	3.789	-110.438	-100.340	13.103
500	43.736	238.900	223.028	7.936	-112.073	-97.623	10.198
600	48.181	247.270	226.381	12.534	-113.545	-94.592	8.235
700	52.280	255.011	229.924	17.560	-114.833	-91.328	6.815
800	55.941	262.236	233.517	22.975	-115.942	-87.893	5.739
900	59.156	269.014	237.088	28.734	-116.889	-84.328	4.894
1000	61.951	275.395	240.603	34.792	-117.696	-80.666	4.213
1100	64.368	281.416	244.042	41.111	-118.382	-76.929	3.653
1200	66.453	287.108	247.396	47.655	-118.966	-73.134	3.183
1300	68.251	292.500	250.660	54.392	-119.463	-69.294	2.784
1400	69.803	297.616	253.833	61.297	-119.887	-65.418	2.441
1500	71.146	302.479	256.915	68.346	-120.249	-61.514	2.142
22. METHANOL CH_3OH (g)							
298.15	44.101	239.865	239.865	0.000	-201.000	-162.298	28.434
300	44.219	240.139	239.866	0.082	-201.068	-162.057	28.216
400	51.713	253.845	241.685	4.864	-204.622	-148.509	19.393
500	59.800	266.257	245.374	10.442	-207.750	-134.109	14.010
600	67.294	277.835	249.830	16.803	-210.387	-119.125	10.371
700	73.958	288.719	254.616	23.873	-212.570	-103.737	7.741
800	79.838	298.987	259.526	31.569	-214.350	-88.063	5.750
900	85.025	308.696	264.455	39.817	-215.782	-72.188	4.190
1000	89.597	317.896	269.343	48.553	-216.916	-56.170	2.934
1100	93.624	326.629	274.158	57.718	-217.794	-40.050	1.902
1200	97.165	334.930	278.879	67.262	-218.457	-23.861	1.039
1300	100.277	342.833	283.497	77.137	-218.936	-7.624	0.306
1400	103.014	350.367	288.007	87.304	-219.261	8.644	-0.322
1500	105.422	357.558	292.405	97.729	-219.456	24.930	-0.868
23. ACETALDEHYDE C_2H_4O (g)							
298.15	55.318	263.840	263.840	0.000	-166.190	-133.010	23.302
300	55.510	264.180	263.837	0.103	-166.250	-132.800	23.122
400	66.282	281.620	266.147	6.189	-169.530	-121.130	15.818
500	76.675	297.540	270.850	13.345	-172.420	-108.700	11.356
600	85.942	312.360	276.550	21.486	-174.870	-95.720	8.334
700	94.035	326.230	282.667	30.494	-176.910	-82.350	6.145
800	101.070	339.260	288.938	40.258	-178.570	-68.730	4.487
900	107.190	351.520	295.189	50.698	-179.880	-54.920	3.187
1000	112.490	363.100	301.431	61.669	-180.850	-40.930	2.138
1100	117.080	374.040	307.537	73.153	-181.560	-27.010	1.283
1200	121.060	384.400	313.512	85.065	-182.070	-12.860	0.560
1300	124.500	394.230	319.350	97.344	-182.420	1.240	-0.050
1400	127.490	403.570	325.031	109.954	-182.640	15.470	-0.577
1500	130.090	412.460	330.571	122.834	-182.750	29.580	-1.030
24. ETHANOL C_2H_5OH (g)							
298.15	65.652	281.622	281.622	0.000	-234.800	-167.874	29.410
300	65.926	282.029	281.623	0.122	-234.897	-167.458	29.157
400	81.169	303.076	284.390	7.474	-239.826	-144.216	18.832
500	95.400	322.750	290.115	16.318	-243.940	-119.820	12.517
600	107.656	341.257	297.112	26.487	-247.260	-94.672	8.242
700	118.129	358.659	304.674	37.790	-249.895	-69.023	5.151
800	127.171	375.038	312.456	50.065	-251.951	-43.038	2.810
900	135.049	390.482	320.276	63.185	-253.515	-16.825	0.976
1000	141.934	405.075	328.033	77.042	-254.662	9.539	-0.498
1100	147.958	418.892	335.670	91.543	-255.454	36.000	-1.709
1200	153.232	431.997	343.156	106.609	-255.947	62.520	-2.721

T/K	J/K mol			kJ/mol			Log K_f
	C_p°	S°	$-(G^\circ - H^\circ(T_f))/T$	$H^\circ - H^\circ(T_f)$	$\Delta_f H^\circ$	$\Delta_f G^\circ$	
1300	157.849	444.448	350.473	122.168	-256.184	89.070	-3.579
1400	161.896	456.298	357.612	138.160	-256.206	115.630	-4.314
1500	165.447	467.591	364.571	154.531	-256.044	142.185	-4.951
25. ACETIC ACID $C_2H_4O_2$ (g)							
298.15	63.438	283.470	283.470	0.000	-432.249	-374.254	65.567
300	63.739	283.863	283.471	0.118	-432.324	-373.893	65.100
400	79.665	304.404	286.164	7.296	-436.006	-353.840	46.206
500	93.926	323.751	291.765	15.993	-438.875	-332.950	34.783
600	106.181	341.988	298.631	26.014	-440.993	-311.554	27.123
700	116.627	359.162	306.064	37.169	-442.466	-289.856	21.629
800	125.501	375.331	313.722	49.287	-443.395	-267.985	17.497
900	132.989	390.558	321.422	62.223	-443.873	-246.026	14.279
1000	139.257	404.904	329.060	75.844	-443.982	-224.034	11.702
1100	144.462	418.429	336.576	90.039	-443.798	-202.046	9.594
1200	148.760	431.189	343.933	104.707	-443.385	-180.086	7.839
1300	152.302	443.240	351.113	119.765	-442.795	-158.167	6.355
1400	155.220	454.637	358.105	135.146	-442.071	-136.299	5.085
1500	157.631	465.432	364.903	150.793	-441.247	-114.486	3.987
26. ACETONE C_3H_6O (g)							
298.15	74.517	295.349	295.349	0.000	-217.150	-152.716	26.757
300	74.810	295.809	295.349	0.138	-217.233	-152.339	26.521
400	91.755	319.658	298.498	8.464	-222.212	-129.913	16.962
500	107.864	341.916	304.988	18.464	-226.522	-106.315	11.107
600	122.047	362.836	312.873	29.978	-230.120	-81.923	7.133
700	134.306	382.627	321.470	42.810	-233.049	-56.986	4.252
800	144.934	401.246	330.265	56.785	-235.350	-31.673	2.068
900	154.097	418.860	339.141	71.747	-237.149	-6.109	0.353
1000	162.046	435.513	347.950	87.563	-238.404	19.707	-1.030
1100	168.908	451.286	356.617	104.136	-239.283	45.396	-2.157
1200	174.891	466.265	365.155	121.332	-239.827	71.463	-3.110
1300	180.079	480.491	373.513	139.072	-240.120	97.362	-3.912
1400	184.556	493.963	381.596	157.314	-240.203	123.470	-4.607
1500	188.447	506.850	389.533	175.975	-240.120	149.369	-5.202
27. PHENOL C_6H_6O (g)							
298.15	103.220	314.810	314.810	0.000	-96.400	-32.630	5.720
300	103.860	315.450	314.810	0.192	-96.490	-32.230	5.610
400	135.790	349.820	319.278	12.217	-100.870	-10.180	1.330
500	161.910	383.040	328.736	27.152	-104.240	12.970	-1.360
600	182.480	414.450	340.430	44.412	-106.810	36.650	-3.190
700	198.840	443.860	353.134	63.508	-108.800	60.750	-4.530
800	212.140	471.310	366.211	84.079	-110.300	85.020	-5.550
900	223.190	496.950	379.327	105.861	-111.370	109.590	-6.360
1000	232.490	520.960	392.302	128.658	-111.990	134.280	-7.010
1100	240.410	543.500	405.033	152.314	-112.280	158.620	-7.530
1200	247.200	564.720	417.468	176.703	-112.390	183.350	-7.980
1300	253.060	584.740	429.568	201.723	-112.330	208.070	-8.360
1400	258.120	603.680	441.331	227.288	-112.120	233.050	-8.700
1500	262.520	621.650	452.767	253.325	-111.780	257.540	-8.970
28. CARBON TETRAFLUORIDE CF_4 (g)							
298.15	61.050	261.455	261.455	0.000	-933.200	-888.518	155.663
300	61.284	261.833	261.456	0.113	-933.219	-888.240	154.654
400	72.399	281.057	264.001	6.822	-933.986	-873.120	114.016
500	80.713	298.153	269.155	14.499	-934.372	-857.852	89.618
600	86.783	313.434	275.284	22.890	-934.490	-842.533	73.348
700	91.212	327.162	281.732	31.801	-934.431	-827.210	61.726
800	94.479	339.566	288.199	41.094	-934.261	-811.903	53.011
900	96.929	350.842	294.542	50.670	-934.024	-796.622	46.234

<i>T</i> /K	J/K mol			kJ/mol			Log <i>K_f</i>
	<i>C_p</i> ^o	<i>S</i> ^o	–(<i>G</i> ^o – <i>H</i> ^o (<i>T_i</i>))/ <i>T</i>	<i>H</i> ^o – <i>H</i> ^o (<i>T_i</i>)	Δ _{<i>f</i>} <i>H</i> ^o	Δ _{<i>f</i>} <i>G</i> ^o	
1000	98.798	361.156	300.695	60.460	–933.745	–781.369	40.814
1100	100.250	370.643	306.629	70.416	–933.442	–766.146	36.381
1200	101.396	379.417	312.334	80.500	–933.125	–750.952	32.688
1300	102.314	387.571	317.811	90.687	–932.800	–735.784	29.564
1400	103.059	395.181	323.069	100.957	–932.470	–720.641	26.887
1500	103.671	402.313	328.116	111.295	–932.137	–705.522	24.568
29. TRIFLUOROMETHANE CH₃F₃ (g)							
298.15	51.069	259.675	259.675	0.000	–696.700	–662.237	116.020
300	51.258	259.991	259.676	0.095	–696.735	–662.023	115.267
400	61.148	276.113	261.807	5.722	–698.427	–650.186	84.905
500	69.631	290.700	266.149	12.275	–699.715	–637.969	66.647
600	76.453	304.022	271.368	19.593	–700.634	–625.528	54.456
700	81.868	316.230	276.917	27.519	–701.253	–612.957	45.739
800	86.201	327.455	282.542	35.930	–701.636	–600.315	39.196
900	89.719	337.818	288.116	44.732	–701.832	–587.636	34.105
1000	92.617	347.426	293.572	53.854	–701.879	–574.944	30.032
1100	95.038	356.370	298.879	63.240	–701.805	–562.253	26.699
1200	97.084	364.730	304.022	72.849	–701.629	–549.574	23.922
1300	98.833	372.571	308.997	82.647	–701.368	–536.913	21.573
1400	100.344	379.952	313.804	92.607	–701.033	–524.274	19.561
1500	101.660	386.921	318.449	102.709	–700.635	–511.662	17.817
30. CHLOROTRIFLUOROMETHANE CClF₃ (g)							
298.15	66.886	285.419	285.419	0.000	–707.800	–667.238	116.896
300	67.111	285.834	285.421	0.124	–707.810	–666.986	116.131
400	77.528	306.646	288.187	7.383	–708.153	–653.316	85.313
500	85.013	324.797	293.734	15.532	–708.170	–639.599	66.818
600	90.329	340.794	300.271	24.314	–707.975	–625.901	54.489
700	94.132	355.020	307.096	33.547	–707.654	–612.246	45.686
800	96.899	367.780	313.897	43.106	–707.264	–598.642	39.087
900	98.951	379.317	320.536	52.903	–706.837	–585.090	33.957
1000	100.507	389.827	326.947	62.880	–706.396	–571.586	29.856
1100	101.708	399.465	333.108	72.993	–705.950	–558.126	26.503
1200	102.651	408.357	339.013	83.213	–705.505	–544.707	23.710
1300	103.404	416.604	344.668	93.517	–705.064	–531.326	21.349
1400	104.012	424.290	350.084	103.889	–704.628	–517.977	19.326
1500	104.512	431.484	355.273	114.316	–704.196	–504.660	17.574
31. DICHLORODIFLUOROMETHANE CCl₂F₂ (g)							
298.15	72.476	300.903	300.903	0.000	–486.000	–447.030	78.317
300	72.691	301.352	300.905	0.134	–486.002	–446.788	77.792
400	82.408	323.682	303.883	7.919	–485.945	–433.716	56.637
500	89.063	342.833	309.804	16.514	–485.618	–420.692	43.949
600	93.635	359.500	316.729	25.663	–485.136	–407.751	35.497
700	96.832	374.189	323.909	35.196	–484.576	–394.897	29.467
800	99.121	387.276	331.027	44.999	–483.984	–382.126	24.950
900	100.801	399.053	337.942	55.000	–483.388	–369.429	21.441
1000	102.062	409.742	344.596	65.146	–482.800	–356.799	18.637
1100	103.030	419.517	350.969	75.402	–482.226	–344.227	16.346
1200	103.786	428.515	357.061	85.745	–481.667	–331.706	14.439
1300	104.388	436.847	362.882	96.154	–481.121	–319.232	12.827
1400	104.874	444.602	368.445	106.618	–480.588	–306.799	11.447
1500	105.270	451.851	373.767	117.126	–480.065	–294.404	10.252
32. CHLORODIFLUOROMETHANE CHClF₂ (g)							
298.15	55.853	280.915	280.915	0.000	–475.000	–443.845	77.759
300	56.039	281.261	280.916	0.104	–475.028	–443.652	77.246
400	65.395	298.701	283.231	6.188	–476.390	–432.978	56.540
500	73.008	314.145	287.898	13.123	–477.398	–422.001	44.086
600	78.940	328.003	293.448	20.733	–478.103	–410.851	35.767

<i>T</i> /K	J/K mol			kJ/mol			Log <i>K_f</i>
	<i>C_p</i> ^o	<i>S</i> ^o	$-(G^o-H^o(T_f))/T$	<i>H</i> ^o - <i>H</i> ^o (<i>T_f</i>)	$\Delta_f H^o$	$\Delta_f G^o$	
700	83.551	340.533	299.294	28.867	-478.574	-399.603	29.818
800	87.185	351.936	305.172	37.411	-478.870	-388.299	25.353
900	90.100	362.379	310.956	46.280	-479.031	-376.967	21.878
1000	92.475	371.999	316.586	55.413	-479.090	-365.622	19.098
1100	94.433	380.908	322.033	64.761	-479.068	-354.276	16.823
1200	96.066	389.196	327.289	74.289	-478.982	-342.935	14.927
1300	97.438	396.941	332.352	83.966	-478.843	-331.603	13.324
1400	98.601	404.206	337.228	93.769	-478.661	-320.283	11.950
1500	99.593	411.044	341.923	103.681	-478.443	-308.978	10.759
33. METHYLAMINE CH₅N (g)							
298.15	50.053	242.881	242.881	0.000	-22.529	32.734	-5.735
300	50.227	243.196	242.893	0.091	-22.614	33.077	-5.759
400	60.171	258.986	244.975	5.604	-26.846	52.294	-6.829
500	70.057	273.486	249.244	12.121	-30.431	72.510	-7.575
600	78.929	287.063	254.431	19.579	-33.364	93.382	-8.129
700	86.711	299.826	260.008	27.873	-35.712	114.702	-8.559
800	93.545	311.865	265.749	36.893	-37.548	136.316	-8.900
900	99.573	323.239	271.511	46.555	-38.949	158.138	-9.178
1000	104.886	334.006	277.220	56.786	-39.967	180.098	-9.407
1100	109.576	344.233	282.861	67.509	-40.681	201.822	-9.584
1200	113.708	353.944	288.374	78.685	-41.136	224.240	-9.761
1300	117.341	363.190	293.775	90.239	-41.376	246.364	-9.899
1400	120.542	372.012	299.061	102.131	-41.451	268.504	-10.018
1500	123.353	380.426	304.209	114.326	-41.381	290.639	-10.121
34. CHLORINE Cl (g)							
298.15	21.838	165.190	165.190	0.000	121.302	105.306	-18.449
300	21.852	165.325	165.190	0.040	121.311	105.207	-18.318
400	22.467	171.703	166.055	2.259	121.795	99.766	-13.028
500	22.744	176.752	167.708	4.522	122.272	94.203	-9.841
600	22.781	180.905	169.571	6.800	122.734	88.546	-7.709
700	22.692	184.411	171.448	9.074	123.172	82.813	-6.179
800	22.549	187.432	173.261	11.337	123.585	77.019	-5.029
900	22.389	190.079	174.986	13.584	123.971	71.175	-4.131
1000	22.233	192.430	176.615	15.815	124.334	65.289	-3.410
1100	22.089	194.542	178.150	18.031	124.675	59.368	-2.819
1200	21.959	196.458	179.597	20.233	124.996	53.416	-2.325
1300	21.843	198.211	180.963	22.423	125.299	47.439	-1.906
1400	21.742	199.826	182.253	24.602	125.587	41.439	-1.546
1500	21.652	201.323	183.475	26.772	125.861	35.418	-1.233
35. DICHLORINE Cl₂ (g)							
298.15	33.949	223.079	223.079	0.000	0.000	0.000	0.000
300	33.981	223.290	223.080	0.063	0.000	0.000	0.000
400	35.296	233.263	224.431	3.533	0.000	0.000	0.000
500	36.064	241.229	227.021	7.104	0.000	0.000	0.000
600	36.547	247.850	229.956	10.736	0.000	0.000	0.000
700	36.874	253.510	232.926	14.408	0.000	0.000	0.000
800	37.111	258.450	235.815	18.108	0.000	0.000	0.000
900	37.294	262.832	238.578	21.829	0.000	0.000	0.000
1000	37.442	266.769	241.203	25.566	0.000	0.000	0.000
1100	37.567	270.343	243.692	29.316	0.000	0.000	0.000
1200	37.678	273.617	246.052	33.079	0.000	0.000	0.000
1300	37.778	276.637	248.290	36.851	0.000	0.000	0.000
1400	37.872	279.440	250.416	40.634	0.000	0.000	0.000
1500	37.961	282.056	252.439	44.426	0.000	0.000	0.000
36. HYDROGEN CHLORIDE HCl (g)							
298.15	29.136	186.902	186.902	0.000	-92.310	-95.298	16.696
300	29.137	187.082	186.902	0.054	-92.314	-95.317	16.596

<i>T</i> /K	J/K mol			kJ/mol			Log <i>K_f</i>
	<i>C_p</i> ^o	<i>S</i> ^o	$-(G^o-H^o(T_r))/T$	$H^o-H^o(T_r)$	$\Delta_f H^o$	$\Delta_f G^o$	
400	29.175	195.468	188.045	2.969	-92.587	-96.278	12.573
500	29.304	201.990	190.206	5.892	-92.911	-97.164	10.151
600	29.576	207.354	192.630	8.835	-93.249	-97.983	8.530
700	29.988	211.943	195.069	11.812	-93.577	-98.746	7.368
800	30.500	215.980	197.435	14.836	-93.879	-99.464	6.494
900	31.063	219.604	199.700	17.913	-94.149	-100.145	5.812
1000	31.639	222.907	201.858	21.049	-94.384	-100.798	5.265
1100	32.201	225.949	203.912	24.241	-94.587	-101.430	4.816
1200	32.734	228.774	205.867	27.488	-94.760	-102.044	4.442
1300	33.229	231.414	207.732	30.786	-94.908	-102.645	4.124
1400	33.684	233.893	209.513	34.132	-95.035	-103.235	3.852
1500	34.100	236.232	211.217	37.522	-95.146	-103.817	3.615
37. COPPER Cu (cr, l)							
298.15	24.440	33.150	33.150	0.000	0.000	0.000	0.000
300	24.460	33.301	33.150	0.045	0.000	0.000	0.000
400	25.339	40.467	34.122	2.538	0.000	0.000	0.000
500	25.966	46.192	35.982	5.105	0.000	0.000	0.000
600	26.479	50.973	38.093	7.728	0.000	0.000	0.000
700	26.953	55.090	40.234	10.399	0.000	0.000	0.000
800	27.448	58.721	42.322	13.119	0.000	0.000	0.000
900	28.014	61.986	44.328	15.891	0.000	0.000	0.000
1000	28.700	64.971	46.245	18.726	0.000	0.000	0.000
1100	29.553	67.745	48.075	21.637	0.000	0.000	0.000
1200	30.617	70.361	49.824	24.644	0.000	0.000	0.000
1300	31.940	72.862	51.501	27.769	0.000	0.000	0.000
1358	32.844	74.275	52.443	29.647	0.000	0.000	0.000
PHASE TRANSITION: $\Delta_{\text{trs}} H = 13.141$ kJ/mol, $\Delta_{\text{trs}} S = 9.676$ J/K mol, cr-l							
1358	32.800	83.951	52.443	42.788	0.000	0.000	0.000
1400	32.800	84.950	53.403	44.166	0.000	0.000	0.000
1500	32.800	87.213	55.583	47.446	0.000	0.000	0.000
38. COPPER Cu (g)							
298.15	20.786	166.397	166.397	0.000	337.600	297.873	-52.185
300	20.786	166.525	166.397	0.038	337.594	297.626	-51.821
400	20.786	172.505	167.213	2.117	337.179	284.364	-37.134
500	20.786	177.143	168.752	4.196	336.691	271.215	-28.333
600	20.786	180.933	170.476	6.274	336.147	258.170	-22.475
700	20.786	184.137	172.205	8.353	335.554	245.221	-18.298
800	20.786	186.913	173.874	10.431	334.913	232.359	-15.171
900	20.786	189.361	175.461	12.510	334.219	219.581	-12.744
1000	20.786	191.551	176.963	14.589	333.463	206.883	-10.806
1100	20.788	193.532	178.380	16.667	332.631	194.265	-9.225
1200	20.793	195.341	179.719	18.746	331.703	181.726	-7.910
1300	20.803	197.006	180.986	20.826	330.657	169.270	-6.801
1400	20.823	198.548	182.186	22.907	316.342	157.305	-5.869
1500	20.856	199.986	183.325	24.991	315.146	145.987	-5.084
39. COPPER OXIDE CuO (cr)							
298.15	42.300	42.740	42.740	0.000	-162.000	-134.277	23.524
300	42.417	43.002	42.741	0.078	-161.994	-134.105	23.349
400	46.783	55.878	44.467	4.564	-161.487	-124.876	16.307
500	49.190	66.596	47.852	9.372	-160.775	-115.803	12.098
600	50.827	75.717	51.755	14.377	-159.973	-106.883	9.305
700	52.099	83.651	55.757	19.526	-159.124	-98.102	7.320
800	53.178	90.680	59.691	24.791	-158.247	-89.444	5.840
900	54.144	97.000	63.491	30.158	-157.356	-80.897	4.695
1000	55.040	102.751	67.134	35.617	-156.462	-72.450	3.784
1100	55.890	108.037	70.615	41.164	-155.582	-64.091	3.043
1200	56.709	112.936	73.941	46.794	-154.733	-55.812	2.429

T/K	J/K mol			kJ/mol			Log K_f
	C_p°	S°	$-(G^\circ - H^\circ(T_f))/T$	$H^\circ - H^\circ(T_f)$	$\Delta_f H^\circ$	$\Delta_f G^\circ$	
1300	57.507	117.507	77.118	52.505	-153.940	-47.601	1.913
1400	58.288	121.797	80.158	58.295	-166.354	-39.043	1.457
1500	59.057	125.845	83.070	64.163	-165.589	-29.975	1.044
40. DICOPPER OXIDE Cu_2O (cr)							
298.15	62.600	92.550	92.550	0.000	-173.100	-150.344	26.339
300	62.721	92.938	92.551	0.116	-173.102	-150.203	26.152
400	67.587	111.712	95.078	6.654	-173.036	-142.572	18.618
500	70.784	127.155	99.995	13.580	-172.772	-134.984	14.101
600	73.323	140.291	105.643	20.789	-172.389	-127.460	11.096
700	75.552	151.764	111.429	28.235	-171.914	-120.009	8.955
800	77.616	161.989	117.121	35.894	-171.363	-112.631	7.354
900	79.584	171.245	122.629	43.755	-170.750	-105.325	6.113
1000	81.492	179.729	127.920	51.809	-170.097	-98.091	5.124
1100	83.360	187.584	132.992	60.052	-169.431	-90.922	4.317
1200	85.202	194.917	137.850	68.480	-168.791	-83.814	3.648
1300	87.026	201.808	142.507	77.092	-168.223	-76.756	3.084
1400	88.836	208.324	146.978	85.885	-194.030	-68.926	2.572
1500	90.636	214.515	151.276	94.858	-193.438	-60.010	2.090
41. COPPER DICHLORIDE CuCl_2 (cr, l)							
298.15	71.880	108.070	108.070	0.000	-218.000	-173.826	30.453
300	71.998	108.515	108.071	0.133	-217.975	-173.552	30.218
400	76.338	129.899	110.957	7.577	-216.494	-158.962	20.758
500	78.654	147.204	116.532	15.336	-214.873	-144.765	15.123
600	80.175	161.687	122.884	23.282	-213.182	-130.901	11.396
675	81.056	171.183	127.732	29.329	-211.185	-120.693	9.340
PHASE TRANSITION: $\Delta_{\text{trs}} H = 0.700$ kJ/mol, $\Delta_{\text{trs}} S = 1.037$ J/K mol, crII-crI							
675	82.400	172.220	127.732	30.029	-211.185	-120.693	9.340
700	82.400	175.216	129.375	32.089	-210.719	-117.350	8.757
800	82.400	186.219	135.808	40.329	-208.898	-104.137	6.799
871	82.400	193.226	140.207	46.179	-192.649	-94.893	5.691
PHASE TRANSITION: $\Delta_{\text{trs}} H = 15.001$ kJ/mol, $\Delta_{\text{trs}} S = 17.221$ J/K mol, crI-l							
871	100.000	210.447	140.207	61.180	-192.649	-94.893	5.691
900	100.000	213.723	142.523	64.080	-191.640	-91.655	5.319
1000	100.000	224.259	150.179	74.080	-188.212	-80.730	4.217
1100	100.000	233.790	157.353	84.080	-184.873	-70.144	3.331
1130.75	100.000	236.547	159.470	87.155	-183.867	-66.951	3.093
42. COPPER DICHLORIDE CuCl_2 (g)							
298.15	56.814	278.418	278.418	0.000	-43.268	-49.883	8.739
300	56.869	278.769	278.419	0.105	-43.271	-49.924	8.692
400	58.992	295.456	280.679	5.911	-43.428	-52.119	6.806
500	60.111	308.752	285.010	11.871	-43.606	-54.271	5.670
600	60.761	319.774	289.911	17.918	-43.814	-56.385	4.909
700	61.168	329.173	294.865	24.015	-44.060	-58.462	4.362
800	61.439	337.360	299.677	30.147	-44.349	-60.500	3.950
900	61.630	344.608	304.274	36.301	-44.688	-62.499	3.627
1000	61.776	351.109	308.638	42.471	-45.088	-64.457	3.367
1100	61.900	357.003	312.771	48.655	-45.566	-66.372	3.152
1200	62.022	362.394	316.685	54.851	-46.139	-68.239	2.970
1300	62.159	367.364	320.395	61.060	-46.829	-70.053	2.815
1400	62.325	371.976	323.916	67.284	-60.784	-71.404	2.664
1500	62.531	376.283	327.265	73.526	-61.613	-72.133	2.512
43. FLUORINE F (g)							
298.15	22.746	158.750	158.750	0.000	79.380	62.280	-10.911
300	22.742	158.891	158.750	0.042	79.393	62.173	-10.825
400	22.432	165.394	159.639	2.302	80.043	56.332	-7.356
500	22.100	170.363	161.307	4.528	80.587	50.340	-5.259

T/K	J/Kmol			kJ/mol			Log K_f
	C_p°	S°	$-(G^\circ - H^\circ(T_f))/T$	$H^\circ - H^\circ(T_f)$	$\Delta_f H^\circ$	$\Delta_f G^\circ$	
600	21.832	174.368	163.161	6.724	81.046	44.246	-3.852
700	21.629	177.717	165.008	8.897	81.442	38.081	-2.842
800	21.475	180.595	166.780	11.052	81.792	31.862	-2.080
900	21.357	183.117	168.458	13.193	82.106	25.601	-1.486
1000	21.266	185.362	170.039	15.324	82.391	19.308	-1.009
1100	21.194	187.386	171.525	17.447	82.654	12.986	-0.617
1200	21.137	189.227	172.925	19.563	82.897	6.642	-0.289
1300	21.091	190.917	174.245	21.675	83.123	0.278	-0.011
1400	21.054	192.479	175.492	23.782	83.335	-6.103	0.228
1500	21.022	193.930	176.673	25.886	83.533	-12.498	0.435
44. DIFLUORINE F₂ (g)							
298.15	31.304	202.790	202.790	0.000	0.000	0.000	0.000
300	31.337	202.984	202.790	0.058	0.000	0.000	0.000
400	32.995	212.233	204.040	3.277	0.000	0.000	0.000
500	34.258	219.739	206.453	6.643	0.000	0.000	0.000
600	35.171	226.070	209.208	10.117	0.000	0.000	0.000
700	35.839	231.545	212.017	13.669	0.000	0.000	0.000
800	36.343	236.365	214.765	17.279	0.000	0.000	0.000
900	36.740	240.669	217.409	20.934	0.000	0.000	0.000
1000	37.065	244.557	219.932	24.625	0.000	0.000	0.000
1100	37.342	248.103	222.334	28.346	0.000	0.000	0.000
1200	37.588	251.363	224.619	32.093	0.000	0.000	0.000
1300	37.811	254.381	226.794	35.863	0.000	0.000	0.000
1400	38.019	257.191	228.866	39.654	0.000	0.000	0.000
1500	38.214	259.820	230.843	43.466	0.000	0.000	0.000
45. HYDROGEN FLUORIDE HF (g)							
298.15	29.137	173.776	173.776	0.000	-273.300	-275.399	48.248
300	29.137	173.956	173.776	0.054	-273.302	-275.412	47.953
400	29.149	182.340	174.919	2.968	-273.450	-276.096	36.054
500	29.172	188.846	177.078	5.884	-273.679	-276.733	28.910
600	29.230	194.169	179.496	8.804	-273.961	-277.318	24.142
700	29.350	198.683	181.923	11.732	-274.277	-277.852	20.733
800	29.549	202.614	184.269	14.676	-274.614	-278.340	18.174
900	29.827	206.110	186.505	17.645	-274.961	-278.785	16.180
1000	30.169	209.270	188.626	20.644	-275.309	-279.191	14.583
1100	30.558	212.163	190.636	23.680	-275.652	-279.563	13.275
1200	30.974	214.840	192.543	26.756	-275.988	-279.904	12.184
1300	31.403	217.336	194.355	29.875	-276.315	-280.217	11.259
1400	31.831	219.679	196.081	33.037	-276.631	-280.505	10.466
1500	32.250	221.889	197.729	36.241	-276.937	-280.771	9.777
46. GERMANIUM Ge (cr, l)							
298.15	23.222	31.090	31.090	0.000	0.000	0.000	0.000
300	23.249	31.234	31.090	0.043	0.000	0.000	0.000
400	24.310	38.083	32.017	2.426	0.000	0.000	0.000
500	24.962	43.582	33.798	4.892	0.000	0.000	0.000
600	25.452	48.178	35.822	7.414	0.000	0.000	0.000
700	25.867	52.133	37.876	9.980	0.000	0.000	0.000
800	26.240	55.612	39.880	12.586	0.000	0.000	0.000
900	26.591	58.723	41.804	15.227	0.000	0.000	0.000
1000	26.926	61.542	43.639	17.903	0.000	0.000	0.000
1100	27.252	64.124	45.386	20.612	0.000	0.000	0.000
1200	27.571	66.509	47.048	23.353	0.000	0.000	0.000
1211.4	27.608	66.770	47.232	23.668	0.000	0.000	0.000
PHASE TRANSITION: $\Delta_{\text{trs}} H = 37.030$ kJ/mol, $\Delta_{\text{trs}} S = 30.568$ J/Kmol, cr-l							
1211.4	27.600	97.338	47.232	60.698	0.000	0.000	0.000
1300	27.600	99.286	50.714	63.143	0.000	0.000	0.000
1400	27.600	101.331	54.258	65.903	0.000	0.000	0.000
1500	27.600	103.236	57.460	68.663	0.000	0.000	0.000

T/K	J/Kmol			kJ/mol			Log K_f
	C_p°	S°	$-(G^\circ - H^\circ(T_f))/T$	$H^\circ - H^\circ(T_f)$	$\Delta_f H^\circ$	$\Delta_f G^\circ$	
47. GERMANIUM Ge (g)							
298.15	30.733	167.903	167.903	0.000	367.800	327.009	-57.290
300	30.757	168.094	167.904	0.057	367.814	326.756	-56.893
400	31.071	177.025	169.119	3.162	368.536	312.959	-40.868
500	30.360	183.893	171.415	6.239	369.147	298.991	-31.235
600	29.265	189.334	173.965	9.222	369.608	284.914	-24.804
700	28.102	193.758	176.487	12.090	369.910	270.773	-20.205
800	27.029	197.439	178.882	14.845	370.060	256.598	-16.754
900	26.108	200.567	181.122	17.501	370.073	242.414	-14.069
1000	25.349	203.277	183.205	20.072	369.969	228.234	-11.922
1100	24.741	205.664	185.141	22.575	369.763	214.069	-10.165
1200	24.264	207.795	186.941	25.025	369.471	199.928	-8.703
1300	23.898	209.722	188.621	27.432	332.088	188.521	-7.575
1400	23.624	211.483	190.192	29.807	331.704	177.492	-6.622
1500	23.426	213.105	191.666	32.159	331.296	166.491	-5.798
48. GERMANIUM DIOXIDE GeO₂ (cr, l)							
298.15	50.166	39.710	39.710	0.000	-580.200	-521.605	91.382
300	50.475	40.021	39.711	0.093	-580.204	-521.242	90.755
400	61.281	56.248	41.850	5.759	-579.893	-501.610	65.503
500	66.273	70.519	46.191	12.164	-579.013	-482.134	50.368
600	69.089	82.872	51.299	18.943	-577.915	-462.859	40.295
700	70.974	93.671	56.597	25.952	-576.729	-443.776	33.115
800	72.449	103.247	61.841	33.125	-575.498	-424.866	27.741
900	73.764	111.857	66.928	40.436	-574.235	-406.113	23.570
1000	75.049	119.696	71.819	47.877	-572.934	-387.502	20.241
1100	76.378	126.910	76.504	55.447	-571.582	-369.024	17.523
1200	77.796	133.616	80.987	63.155	-570.166	-350.671	15.264
1300	79.332	139.903	85.279	71.010	-605.685	-329.732	13.249
1308	79.460	140.390	85.615	71.646	-584.059	-328.034	13.100
PHASE TRANSITION: $\Delta_{\text{trs}} H = 21.500$ kJ/mol, $\Delta_{\text{trs}} S = 16.437$ J/Kmol, crII-crI							
1308	80.075	156.827	85.615	93.146	-584.059	-328.034	13.100
1388	81.297	161.617	89.858	99.601	-565.504	-312.415	11.757
PHASE TRANSITION: $\Delta_{\text{trs}} H = 17.200$ kJ/mol, $\Delta_{\text{trs}} S = 12.392$ J/Kmol, crI-l							
1388	78.500	174.009	89.858	116.801	-565.504	-312.415	11.757
1400	78.500	174.685	90.582	117.743	-565.328	-310.228	11.575
1500	78.500	180.100	96.372	125.593	-563.882	-292.057	10.170
49. GERMANIUM TETRACHLORIDE GeCl₄ (g)							
298.15	95.918	348.393	348.393	0.000	-500.000	-461.582	80.866
300	96.041	348.987	348.395	0.178	-499.991	-461.343	80.326
400	100.750	377.342	352.229	10.045	-499.447	-448.540	58.573
500	103.206	400.114	359.604	20.255	-498.845	-435.882	45.536
600	104.624	419.067	367.980	30.652	-498.234	-423.347	36.855
700	105.509	435.266	376.463	41.162	-497.634	-410.914	30.662
800	106.096	449.396	384.715	51.744	-497.057	-398.565	26.023
900	106.504	461.917	392.611	62.375	-496.509	-386.287	22.419
1000	106.799	473.155	400.113	73.041	-495.993	-374.068	19.539
1100	107.020	483.344	407.224	83.733	-495.512	-361.899	17.185
1200	107.189	492.664	413.961	94.444	-495.067	-349.772	15.225
1300	107.320	501.249	420.349	105.169	-531.677	-334.973	13.459
1400	107.425	509.206	426.416	115.907	-531.265	-319.857	11.934
1500	107.509	516.621	432.185	126.654	-530.861	-304.771	10.613
50. HYDROGEN H (g)							
298.15	20.786	114.716	114.716	0.000	217.998	203.276	-35.613
300	20.786	114.845	114.716	0.038	218.010	203.185	-35.377
400	20.786	120.824	115.532	2.117	218.635	198.149	-25.875
500	20.786	125.463	117.071	4.196	219.253	192.956	-20.158

<i>T</i> /K	J/K mol			kJ/mol			Log K_f
	C_p°	S°	$-(G^\circ - H^\circ(T_f))/T$	$H^\circ - H^\circ(T_f)$	$\Delta_f H^\circ$	$\Delta_f G^\circ$	
600	20.786	129.252	118.795	6.274	219.867	187.639	-16.335
700	20.786	132.457	120.524	8.353	220.476	182.219	-13.597
800	20.786	135.232	122.193	10.431	221.079	176.712	-11.538
900	20.786	137.680	123.780	12.510	221.670	171.131	-9.932
1000	20.786	139.870	125.282	14.589	222.247	165.485	-8.644
1100	20.786	141.852	126.700	16.667	222.806	159.781	-7.587
1200	20.786	143.660	128.039	18.746	223.345	154.028	-6.705
1300	20.786	145.324	129.305	20.824	223.864	148.230	-5.956
1400	20.786	146.864	130.505	22.903	224.360	142.393	-5.313
1500	20.786	148.298	131.644	24.982	224.835	136.522	-4.754
51. DIHYDROGEN H₂ (g)							
298.15	28.836	130.680	130.680	0.000	0.000	0.000	0.000
300	28.849	130.858	130.680	0.053	0.000	0.000	0.000
400	29.181	139.217	131.818	2.960	0.000	0.000	0.000
500	29.260	145.738	133.974	5.882	0.000	0.000	0.000
600	29.327	151.078	136.393	8.811	0.000	0.000	0.000
700	29.440	155.607	138.822	11.749	0.000	0.000	0.000
800	29.623	159.549	141.172	14.702	0.000	0.000	0.000
900	29.880	163.052	143.412	17.676	0.000	0.000	0.000
1000	30.204	166.217	145.537	20.680	0.000	0.000	0.000
1100	30.580	169.113	147.550	23.719	0.000	0.000	0.000
1200	30.991	171.791	149.460	26.797	0.000	0.000	0.000
1300	31.422	174.288	151.275	29.918	0.000	0.000	0.000
1400	31.860	176.633	153.003	33.082	0.000	0.000	0.000
1500	32.296	178.846	154.653	36.290	0.000	0.000	0.000
52. HYDROXYL OH (g)							
298.15	29.886	183.737	183.737	0.000	39.349	34.631	-6.067
300	29.879	183.922	183.738	0.055	39.350	34.602	-6.025
400	29.604	192.476	184.906	3.028	39.384	33.012	-4.311
500	29.495	199.067	187.104	5.982	39.347	31.422	-3.283
600	29.513	204.445	189.560	8.931	39.252	29.845	-2.598
700	29.655	209.003	192.020	11.888	39.113	28.287	-2.111
800	29.914	212.979	194.396	14.866	38.945	26.752	-1.747
900	30.265	216.522	196.661	17.874	38.763	25.239	-1.465
1000	30.682	219.731	198.810	20.921	38.577	23.746	-1.240
1100	31.135	222.677	200.848	24.012	38.393	22.272	-1.058
1200	31.603	225.406	202.782	27.149	38.215	20.814	-0.906
1300	32.069	227.954	204.621	30.332	38.046	19.371	-0.778
1400	32.522	230.347	206.374	33.562	37.886	17.941	-0.669
1500	32.956	232.606	208.048	36.836	37.735	16.521	-0.575
53. WATER H₂O (l)							
298.15	75.300	69.950	69.950	0.000	-285.830	-237.141	41.546
300	75.281	70.416	69.951	0.139	-285.771	-236.839	41.237
373.21	76.079	86.896	71.715	5.666	-283.454	-225.160	31.513
54. WATER H₂O (g)							
298.15	33.598	188.832	188.832	0.000	-241.826	-228.582	40.046
300	33.606	189.040	188.833	0.062	-241.844	-228.500	39.785
400	34.283	198.791	190.158	3.453	-242.845	-223.900	29.238
500	35.259	206.542	192.685	6.929	-243.822	-219.050	22.884
600	36.371	213.067	195.552	10.509	-244.751	-214.008	18.631
700	37.557	218.762	198.469	14.205	-245.620	-208.814	15.582
800	38.800	223.858	201.329	18.023	-246.424	-203.501	13.287
900	40.084	228.501	204.094	21.966	-247.158	-198.091	11.497
1000	41.385	232.792	206.752	26.040	-247.820	-192.603	10.060
1100	42.675	236.797	209.303	30.243	-248.410	-187.052	8.882
1200	43.932	240.565	211.753	34.574	-248.933	-181.450	7.898
1300	45.138	244.129	214.108	39.028	-249.392	-175.807	7.064

T/K	J/K mol			kJ/mol			Log K_f
	C_p°	S°	$-(G^\circ - H^\circ(T_f))/T$	$H^\circ - H^\circ(T_f)$	$\Delta_f H^\circ$	$\Delta_f G^\circ$	
1400	46.281	247.516	216.374	43.599	-249.792	-170.132	6.348
1500	47.356	250.746	218.559	48.282	-250.139	-164.429	5.726
55. IODINE I (g)							
298.15	20.786	180.787	180.787	0.000	106.760	70.172	-12.294
300	20.786	180.915	180.787	0.038	106.748	69.945	-12.178
400	20.786	186.895	181.602	2.117	97.974	58.060	-7.582
500	20.786	191.533	183.142	4.196	75.988	50.202	-5.244
600	20.786	195.323	184.866	6.274	76.190	45.025	-3.920
700	20.786	198.527	186.594	8.353	76.385	39.816	-2.971
800	20.787	201.303	188.263	10.432	76.574	34.579	-2.258
900	20.789	203.751	189.851	12.510	76.757	29.319	-1.702
1000	20.795	205.942	191.352	14.589	76.936	24.038	-1.256
1100	20.806	207.924	192.770	16.669	77.109	18.740	-0.890
1200	20.824	209.735	194.110	18.751	77.277	13.426	-0.584
1300	20.851	211.403	195.377	20.835	77.440	8.098	-0.325
1400	20.889	212.950	196.577	22.921	77.596	2.758	-0.103
1500	20.936	214.392	197.717	25.013	77.745	-2.592	0.090
56. DIIODINE I₂ (cr, l)							
298.15	54.440	116.139	116.139	0.000	0.000	0.000	0.000
300	54.518	116.476	116.140	0.101	0.000	0.000	0.000
386.75	61.531	131.039	117.884	5.088	0.000	0.000	0.000
PHASE TRANSITION: $\Delta_{\text{trs}} H = 15.665$ kJ/mol, $\Delta_{\text{trs}} S = 40.504$ J/K mol, cr-l							
386.75	79.555	171.543	117.884	20.753	0.000	0.000	0.000
400	79.555	174.223	119.706	21.807	0.000	0.000	0.000
457.67	79.555	184.938	127.266	26.395	0.000	0.000	0.000
57. DIIODINE I₂ (g)							
298.15	36.887	260.685	260.685	0.000	62.420	19.324	-3.385
300	36.897	260.913	260.685	0.068	62.387	19.056	-3.318
400	37.256	271.584	262.138	3.778	44.391	5.447	-0.711
457.67	37.385	276.610	263.652	5.931		pressure = 1 bar	
500	37.464	279.921	264.891	7.515	0.000	0.000	0.000
600	37.613	286.765	267.983	11.269	0.000	0.000	0.000
700	37.735	292.573	271.092	15.037	0.000	0.000	0.000
800	37.847	297.619	274.099	18.816	0.000	0.000	0.000
900	37.956	302.083	276.965	22.606	0.000	0.000	0.000
1000	38.070	306.088	279.681	26.407	0.000	0.000	0.000
1100	38.196	309.722	282.249	30.220	0.000	0.000	0.000
1200	38.341	313.052	284.679	34.047	0.000	0.000	0.000
1300	38.514	316.127	286.981	37.890	0.000	0.000	0.000
1400	38.719	318.989	289.166	41.751	0.000	0.000	0.000
1500	38.959	321.668	291.245	45.635	0.000	0.000	0.000
58. HYDROGEN IODIDE HI (g)							
298.15	29.157	206.589	206.589	0.000	26.500	1.700	-0.298
300	29.158	206.769	206.589	0.054	26.477	1.546	-0.269
400	29.329	215.176	207.734	2.977	17.093	-6.289	0.821
500	29.738	221.760	209.904	5.928	-5.481	-9.946	1.039
600	30.351	227.233	212.348	8.931	-5.819	-10.806	0.941
700	31.070	231.965	214.820	12.002	-6.101	-11.614	0.867
800	31.807	236.162	217.230	15.145	-6.323	-12.386	0.809
900	32.511	239.950	219.548	18.362	-6.489	-13.133	0.762
1000	33.156	243.409	221.763	21.646	-6.608	-13.865	0.724
1100	33.735	246.597	223.878	24.991	-6.689	-14.586	0.693
1200	34.249	249.555	225.896	28.391	-6.741	-15.302	0.666
1300	34.703	252.314	227.823	31.839	-6.775	-16.014	0.643
1400	35.106	254.901	229.666	35.330	-6.797	-16.723	0.624
1500	35.463	257.336	231.430	38.858	-6.814	-17.432	0.607

T/K	J/Kmol			kJ/mol			Log K_f
	C_p°	S°	$-(G^\circ-H^\circ(T_p))/T$	$H^\circ-H^\circ(T_p)$	$\Delta_f H^\circ$	$\Delta_f G^\circ$	
59. POTASSIUM K (cr, l)							
298.15	29.600	64.680	64.680	0.000	0.000	0.000	0.000
300	29.671	64.863	64.681	0.055	0.000	0.000	0.000
336.86	32.130	68.422	64.896	1.188	0.000	0.000	0.000
PHASE TRANSITION: $\Delta_{\text{trs}} H = 2.321$ kJ/mol, $\Delta_{\text{trs}} S = 6.891$ J/Kmol, cr-l							
336.86	32.129	75.313	64.896	3.509	0.000	0.000	0.000
400	31.552	80.784	66.986	5.519	0.000	0.000	0.000
500	30.741	87.734	70.469	8.632	0.000	0.000	0.000
600	30.158	93.283	73.824	11.675	0.000	0.000	0.000
700	29.851	97.905	76.943	14.673	0.000	0.000	0.000
800	29.838	101.887	79.818	17.655	0.000	0.000	0.000
900	30.130	105.415	82.470	20.651	0.000	0.000	0.000
1000	30.730	108.618	84.927	23.691	0.000	0.000	0.000
1039.4	31.053	109.812	85.847	24.908	0.000	0.000	0.000
60. POTASSIUM K (g)							
298.15	20.786	160.340	160.340	0.000	89.000	60.479	-10.596
300	20.786	160.468	160.340	0.038	88.984	60.302	-10.499
400	20.786	166.448	161.155	2.117	85.598	51.332	-6.703
500	20.786	171.086	162.695	4.196	84.563	42.887	-4.480
600	20.786	174.876	164.419	6.274	83.599	34.643	-3.016
700	20.786	178.080	166.148	8.353	82.680	26.557	-1.982
800	20.786	180.856	167.817	10.431	81.776	18.601	-1.215
900	20.786	183.304	169.404	12.510	80.859	10.759	-0.624
1000	20.786	185.494	170.905	14.589	79.897	3.021	-0.158
1039.4	20.786	186.297	171.474	15.408		pressure = 1 bar	
1100	20.786	187.475	172.323	16.667	0.000	0.000	0.000
1200	20.786	189.284	173.662	18.746	0.000	0.000	0.000
1300	20.789	190.948	174.929	20.825	0.000	0.000	0.000
1400	20.793	192.489	176.129	22.904	0.000	0.000	0.000
1500	20.801	193.923	177.268	24.983	0.000	0.000	0.000
61. DIPOTASSIUM OXIDE K₂O (cr, l)							
298.15	72.000	96.000	96.000	0.000	-361.700	-321.171	56.267
300	72.130	96.446	96.001	0.133	-361.704	-320.920	55.876
400	79.154	118.158	98.914	7.698	-366.554	-306.416	40.013
500	86.178	136.575	104.647	15.964	-366.043	-291.423	30.444
590	92.500	151.348	110.662	24.005	-364.204	-278.079	24.619
PHASE TRANSITION: $\Delta_{\text{trs}} H = 0.700$ kJ/mol, $\Delta_{\text{trs}} S = 1.186$ J/Kmol, crIII-crII							
590	100.000	152.534	110.662	24.705	-364.204	-278.079	24.619
600	100.000	154.215	111.374	25.705	-363.968	-276.621	24.082
645	100.000	161.447	114.618	30.205	-358.901	-270.109	21.874
PHASE TRANSITION: $\Delta_{\text{trs}} H = 4.000$ kJ/mol, $\Delta_{\text{trs}} S = 6.202$ J/Kmol, crII-crI							
645	100.000	167.649	114.618	34.205	-358.901	-270.109	21.874
700	100.000	175.832	119.111	39.705	-357.592	-262.592	19.595
800	100.000	189.185	127.054	49.705	-355.224	-249.183	16.270
900	100.000	200.963	134.625	59.705	-352.919	-236.067	13.701
1000	100.000	211.499	141.794	69.705	-350.732	-223.202	11.659
1013	100.000	212.791	142.697	71.005	-323.459	-221.546	11.424
PHASE TRANSITION: $\Delta_{\text{trs}} H = 27.000$ kJ/mol, $\Delta_{\text{trs}} S = 26.654$ J/Kmol, crI-l							
1013	100.000	239.444	142.697	98.005	-323.459	-221.546	11.424
1100	100.000	247.684	150.679	106.705	-479.439	-203.633	9.670
1200	100.000	256.385	159.131	116.705	-475.371	-178.740	7.780
1300	100.000	264.389	166.924	126.705	-471.321	-154.185	6.195
1400	100.000	271.800	174.154	136.705	-467.287	-129.941	4.848
1500	100.000	278.699	180.896	146.705	-463.268	-105.986	3.691

T/K	J/Kmol			kJ/mol			Log K_f
	C_p°	S°	$-(G^\circ - H^\circ(T_r))/T$	$H^\circ - H^\circ(T_r)$	$\Delta_f H^\circ$	$\Delta_f G^\circ$	
62. POTASSIUM HYDROXIDE KOH (cr, l)							
298.15	64.900	78.870	78.870	0.000	-424.580	-378.747	66.354
300	65.038	79.272	78.871	0.120	-424.569	-378.463	65.895
400	72.519	99.007	81.512	6.998	-426.094	-362.765	47.372
500	80.000	115.993	86.745	14.624	-424.572	-347.093	36.260
520	81.496	119.159	87.931	16.239	-417.725	-344.002	34.555
PHASE TRANSITION: $\Delta_{\text{trs}} H = 6.450$ kJ/mol, $\Delta_{\text{trs}} S = 12.404$ J/Kmol, crII-crI							
520	79.000	131.563	87.931	22.689	-417.725	-344.002	34.555
600	79.000	142.868	94.520	29.009	-416.274	-332.766	28.969
678	79.000	152.523	100.649	35.171	-405.464	-321.998	24.807
PHASE TRANSITION: $\Delta_{\text{trs}} H = 9.400$ kJ/mol, $\Delta_{\text{trs}} S = 13.865$ J/Kmol, crI-l							
678	83.000	166.388	100.649	44.571	-405.464	-321.998	24.807
700	83.000	169.038	102.757	46.397	-404.981	-319.297	23.826
800	83.000	180.121	111.750	54.697	-402.808	-307.206	20.058
900	83.000	189.897	119.901	62.997	-400.694	-295.383	17.143
1000	83.000	198.642	127.345	71.297	-398.668	-283.791	14.824
1100	83.000	206.553	134.192	79.597	-475.618	-267.780	12.716
1200	83.000	213.775	140.527	87.897	-472.711	-249.014	10.839
1300	83.000	220.418	146.421	96.197	-469.843	-230.490	9.261
1400	83.000	226.569	151.929	104.497	-467.011	-212.184	7.917
1500	83.000	232.296	157.098	112.797	-464.217	-194.080	6.758
63. POTASSIUM HYDROXIDE KOH (g)							
298.15	49.184	238.283	238.283	0.000	-227.989	-229.685	40.239
300	49.236	238.588	238.284	0.091	-228.007	-229.696	39.993
400	51.178	253.053	240.243	5.124	-231.377	-229.667	29.991
500	52.178	264.591	243.998	10.296	-232.309	-229.129	23.937
600	52.804	274.163	248.251	15.547	-233.145	-228.413	19.885
700	53.296	282.340	252.551	20.853	-233.934	-227.562	16.981
800	53.758	289.487	256.730	26.206	-234.708	-226.599	14.795
900	54.229	295.846	260.730	31.605	-235.495	-225.538	13.090
1000	54.713	301.585	264.533	37.052	-236.322	-224.388	11.721
1100	55.203	306.823	268.143	42.548	-236.077	-218.535	10.377
1200	55.686	311.647	271.570	48.092	-315.925	-209.674	9.127
1300	56.153	316.122	274.827	53.684	-315.764	-200.826	8.069
1400	56.598	320.300	277.927	59.322	-315.595	-191.991	7.163
1500	57.016	324.220	280.884	65.003	-315.420	-183.169	6.378
64. POTASSIUM CHLORIDE KCl (cr, l)							
298.15	51.300	82.570	82.570	0.000	-436.490	-408.568	71.579
300	51.333	82.887	82.571	0.095	-436.481	-408.395	71.107
400	52.977	97.886	84.605	5.312	-438.463	-398.651	52.058
500	54.448	109.867	88.498	10.685	-437.990	-388.749	40.612
600	55.885	119.921	92.919	16.201	-437.332	-378.960	32.991
700	57.425	128.649	97.413	21.865	-436.502	-369.295	27.557
800	59.205	136.430	101.812	27.694	-435.505	-359.760	23.490
900	61.361	143.523	106.058	33.719	-434.337	-350.360	20.334
1000	64.032	150.121	110.138	39.983	-432.981	-341.100	17.817
1044	65.405	152.908	111.882	42.830	-485.450	-336.720	16.847
PHASE TRANSITION: $\Delta_{\text{trs}} H = 26.320$ kJ/mol, $\Delta_{\text{trs}} S = 25.210$ J/Kmol, cr-l							
1044	72.000	178.118	111.882	69.150	-485.450	-336.720	16.847
1100	72.000	181.880	115.351	73.182	-483.633	-328.790	15.613
1200	72.000	188.145	121.160	80.382	-480.393	-314.856	13.705
1300	72.000	193.908	126.537	87.582	-477.158	-301.192	12.102
1400	72.000	199.244	131.542	94.782	-473.928	-287.778	10.737
1500	72.000	204.211	136.223	101.982	-470.704	-274.594	9.562

T/K	J/K mol			kJ/mol			Log K_f
	C_p°	S°	$-(G^\circ - H^\circ(T_f))/T$	$H^\circ - H^\circ(T_f)$	$\Delta_f H^\circ$	$\Delta_f G^\circ$	
65. POTASSIUM CHLORIDE KCl (g)							
298.15	36.505	239.091	239.091	0.000	-214.575	-233.320	40.876
300	36.518	239.317	239.092	0.068	-214.594	-233.436	40.644
400	37.066	249.904	240.532	3.749	-218.112	-239.107	31.224
500	37.384	258.212	243.267	7.473	-219.287	-244.219	25.513
600	37.597	265.048	246.344	11.222	-220.396	-249.100	21.686
700	37.769	270.857	249.441	14.991	-221.461	-253.799	18.938
800	37.907	275.910	252.441	18.775	-222.509	-258.347	16.868
900	38.041	280.382	255.302	22.572	-223.568	-262.764	15.250
1000	38.162	284.397	258.014	26.383	-224.667	-267.061	13.950
1100	38.279	288.039	260.581	30.205	-304.696	-266.627	12.661
1200	38.401	291.375	263.010	34.039	-304.821	-263.161	11.455
1300	38.518	294.454	265.312	37.885	-304.941	-259.684	10.434
1400	38.639	297.313	267.496	41.743	-305.053	-256.199	9.559
1500	38.761	299.983	269.574	45.613	-305.159	-252.706	8.800
66. DINITROGEN N₂ (g)							
298.15	29.124	191.608	191.608	0.000	0.000	0.000	0.000
300	29.125	191.788	191.608	0.054	0.000	0.000	0.000
400	29.249	200.180	192.752	2.971	0.000	0.000	0.000
500	29.580	206.738	194.916	5.911	0.000	0.000	0.000
600	30.109	212.175	197.352	8.894	0.000	0.000	0.000
700	30.754	216.864	199.812	11.936	0.000	0.000	0.000
800	31.433	221.015	202.208	15.046	0.000	0.000	0.000
900	32.090	224.756	204.509	18.222	0.000	0.000	0.000
1000	32.696	228.169	206.706	21.462	0.000	0.000	0.000
1100	33.241	231.311	208.802	24.759	0.000	0.000	0.000
1200	33.723	234.224	210.801	28.108	0.000	0.000	0.000
1300	34.147	236.941	212.708	31.502	0.000	0.000	0.000
1400	34.517	239.485	214.531	34.936	0.000	0.000	0.000
1500	34.842	241.878	216.275	38.404	0.000	0.000	0.000
67. NITRIC OXIDE NO (g)							
298.15	29.862	210.745	210.745	0.000	91.277	87.590	-15.345
300	29.858	210.930	210.746	0.055	91.278	87.567	-15.247
400	29.954	219.519	211.916	3.041	91.320	86.323	-11.272
500	30.493	226.255	214.133	6.061	91.340	85.071	-8.887
600	31.243	231.879	216.635	9.147	91.354	83.816	-7.297
700	32.031	236.754	219.168	12.310	91.369	82.558	-6.160
800	32.770	241.081	221.642	15.551	91.386	81.298	-5.308
900	33.425	244.979	224.022	18.862	91.405	80.036	-4.645
1000	33.990	248.531	226.298	22.233	91.426	78.772	-4.115
1100	34.473	251.794	228.469	25.657	91.445	77.505	-3.680
1200	34.883	254.811	230.540	29.125	91.464	76.237	-3.318
1300	35.234	257.618	232.516	32.632	91.481	74.967	-3.012
1400	35.533	260.240	234.404	36.170	91.495	73.697	-2.750
1500	35.792	262.700	236.209	39.737	91.506	72.425	-2.522
68. NITROGEN DIOXIDE NO₂ (g)							
298.15	37.178	240.166	240.166	0.000	34.193	52.316	-9.165
300	37.236	240.397	240.167	0.069	34.181	52.429	-9.129
400	40.513	251.554	241.666	3.955	33.637	58.600	-7.652
500	43.664	260.939	244.605	8.167	33.319	64.882	-6.778
600	46.383	269.147	248.026	12.673	33.174	71.211	-6.199
700	48.612	276.471	251.575	17.427	33.151	77.553	-5.787
800	50.405	283.083	255.107	22.381	33.213	83.893	-5.478
900	51.844	289.106	258.555	27.496	33.334	90.221	-5.236
1000	53.007	294.631	261.891	32.741	33.495	96.534	-5.042
1100	53.956	299.729	265.102	38.090	33.686	102.828	-4.883
1200	54.741	304.459	268.187	43.526	33.898	109.105	-4.749

<i>T</i> /K	J/K mol			kJ/mol			Log K_f
	C_p°	S°	$-(G^\circ - H^\circ(T_f))/T$	$H^\circ - H^\circ(T_f)$	$\Delta_f H^\circ$	$\Delta_f G^\circ$	
1300	55.399	308.867	271.148	49.034	34.124	115.363	-4.635
1400	55.960	312.994	273.992	54.603	34.360	121.603	-4.537
1500	56.446	316.871	276.722	60.224	34.604	127.827	-4.451
69. AMMONIA NH₃ (g)							
298.15	35.630	192.768	192.768	0.000	-45.940	-16.407	2.874
300	35.678	192.989	192.769	0.066	-45.981	-16.223	2.825
400	38.674	203.647	194.202	3.778	-48.087	-5.980	0.781
500	41.994	212.633	197.011	7.811	-49.908	4.764	-0.498
600	45.229	220.578	200.289	12.174	-51.430	15.846	-1.379
700	48.269	227.781	203.709	16.850	-52.682	27.161	-2.027
800	51.112	234.414	207.138	21.821	-53.695	38.639	-2.523
900	53.769	240.589	210.516	27.066	-54.499	50.231	-2.915
1000	56.244	246.384	213.816	32.569	-55.122	61.903	-3.233
1100	58.535	251.854	217.027	38.309	-55.589	73.629	-3.496
1200	60.644	257.039	220.147	44.270	-55.920	85.392	-3.717
1300	62.576	261.970	223.176	50.432	-56.136	97.177	-3.905
1400	64.339	266.673	226.117	56.779	-56.251	108.975	-4.066
1500	65.945	271.168	228.971	63.295	-56.282	120.779	-4.206
70. OXYGEN O (g)							
298.15	21.911	161.058	161.058	0.000	249.180	231.743	-40.600
300	21.901	161.194	161.059	0.041	249.193	231.635	-40.331
400	21.482	167.430	161.912	2.207	249.874	225.677	-29.470
500	21.257	172.197	163.511	4.343	250.481	219.556	-22.937
600	21.124	176.060	165.290	6.462	251.019	213.319	-18.571
700	21.040	179.310	167.067	8.570	251.500	206.997	-15.446
800	20.984	182.115	168.777	10.671	251.932	200.610	-13.098
900	20.944	184.584	170.399	12.767	252.325	194.171	-11.269
1000	20.915	186.789	171.930	14.860	252.686	187.689	-9.804
1100	20.893	188.782	173.372	16.950	253.022	181.173	-8.603
1200	20.877	190.599	174.733	19.039	253.335	174.628	-7.601
1300	20.864	192.270	176.019	21.126	253.630	168.057	-6.753
1400	20.853	193.815	177.236	23.212	253.908	161.463	-6.024
1500	20.845	195.254	178.389	25.296	254.171	154.851	-5.392
71. DIOXYGEN O₂ (g)							
298.15	29.378	205.148	205.148	0.000	0.000	0.000	0.000
300	29.387	205.330	205.148	0.054	0.000	0.000	0.000
400	30.109	213.873	206.308	3.026	0.000	0.000	0.000
500	31.094	220.695	208.525	6.085	0.000	0.000	0.000
600	32.095	226.454	211.045	9.245	0.000	0.000	0.000
700	32.987	231.470	213.612	12.500	0.000	0.000	0.000
800	33.741	235.925	216.128	15.838	0.000	0.000	0.000
900	34.365	239.937	218.554	19.244	0.000	0.000	0.000
1000	34.881	243.585	220.878	22.707	0.000	0.000	0.000
1100	35.314	246.930	223.096	26.217	0.000	0.000	0.000
1200	35.683	250.019	225.213	29.768	0.000	0.000	0.000
1300	36.006	252.888	227.233	33.352	0.000	0.000	0.000
1400	36.297	255.568	229.162	36.968	0.000	0.000	0.000
1500	36.567	258.081	231.007	40.611	0.000	0.000	0.000
72. SULFUR S (cr, l)							
298.15	22.690	32.070	32.070	0.000	0.000	0.000	0.000
300	22.737	32.210	32.070	0.042	0.000	0.000	0.000
368.3	24.237	37.030	32.554	1.649	0.000	0.000	0.000
PHASE TRANSITION: $\Delta_{\text{trs}} H = 0.401$ kJ/mol, $\Delta_{\text{trs}} S = 1.089$ J/K mol, crII-crI							
368.3	24.773	38.119	32.553	2.050	0.000	0.000	0.000
388.36	25.180	39.444	32.875	2.551	0.000	0.000	0.000

T/K	J/K mol			kJ/mol			Log K_f
	C_p°	S°	$-(G^\circ - H^\circ(T_f))/T$	$H^\circ - H^\circ(T_f)$	$\Delta_f H^\circ$	$\Delta_f G^\circ$	
PHASE TRANSITION: $\Delta_{\text{trs}} H = 1.722$ kJ/mol, $\Delta_{\text{trs}} S = 4.431$ J/K mol, cri-1							
388.36	31.710	43.875	32.872	4.273	0.000	0.000	0.000
400	32.369	44.824	33.206	4.647	0.000	0.000	0.000
500	38.026	53.578	36.411	8.584	0.000	0.000	0.000
600	34.371	60.116	39.842	12.164	0.000	0.000	0.000
700	32.451	65.278	43.120	15.511	0.000	0.000	0.000
800	32.000	69.557	46.163	18.715	0.000	0.000	0.000
882.38	32.000	72.693	48.496	21.351	0.000	0.000	0.000
73. SULFUR S (g)							
298.15	23.673	167.828	167.828	0.000	277.180	236.704	-41.469
300	23.669	167.974	167.828	0.044	277.182	236.453	-41.170
400	23.233	174.730	168.752	2.391	274.924	222.962	-29.115
500	22.741	179.860	170.482	4.689	273.286	210.145	-21.953
600	22.338	183.969	172.398	6.942	271.958	197.646	-17.206
700	22.031	187.388	174.302	9.160	270.829	185.352	-13.831
800	21.800	190.314	176.125	11.351	269.816	173.210	-11.309
900	21.624	192.871	177.847	13.522	215.723	162.258	-9.417
1000	21.489	195.142	179.465	15.677	216.018	156.301	-8.164
1100	21.386	197.185	180.985	17.821	216.284	150.317	-7.138
1200	21.307	199.043	182.413	19.955	216.525	144.309	-6.282
1300	21.249	200.746	183.759	22.083	216.743	138.282	-5.556
1400	21.209	202.319	185.029	24.206	216.940	132.239	-4.934
1500	21.186	203.781	186.231	26.325	217.119	126.182	-4.394
74. DISULFUR S₂ (g)							
298.15	32.505	228.165	228.165	0.000	128.600	79.696	-13.962
300	32.540	228.366	228.165	0.060	128.576	79.393	-13.823
400	34.108	237.956	229.462	3.398	122.703	63.380	-8.276
500	35.133	245.686	231.959	6.863	118.296	49.031	-5.122
600	35.815	252.156	234.800	10.413	114.685	35.530	-3.093
700	36.305	257.715	237.686	14.020	111.599	22.588	-1.685
800	36.697	262.589	240.501	17.671	108.841	10.060	-0.657
882.38	36.985	266.200	242.734	20.706	pressure = 1 bar		
900	37.045	266.932	243.201	21.358	0.000	0.000	0.000
1000	37.377	270.852	245.773	25.079	0.000	0.000	0.000
1100	37.704	274.430	248.218	28.833	0.000	0.000	0.000
1200	38.030	277.725	250.541	32.620	0.000	0.000	0.000
1300	38.353	280.781	252.751	36.439	0.000	0.000	0.000
1400	38.669	283.635	254.856	40.290	0.000	0.000	0.000
1500	38.976	286.314	256.865	44.173	0.000	0.000	0.000
75. OCTASULFUR S₈ (g)							
298.15	156.500	432.536	432.536	0.000	101.277	48.810	-8.551
300	156.768	433.505	432.539	0.290	101.231	48.484	-8.442
400	167.125	480.190	438.834	16.542	80.642	32.003	-4.179
500	173.181	518.176	451.022	33.577	66.185	21.409	-2.237
600	177.936	550.180	464.951	51.137	55.101	13.549	-1.180
700	182.441	577.948	479.152	69.157	46.349	7.343	-0.548
800	186.764	602.596	493.071	87.620	39.177	2.263	-0.148
900	190.595	624.821	506.495	106.494	-392.062	6.554	-0.380
1000	193.618	645.067	519.355	125.712	-387.728	50.614	-2.644
1100	195.684	663.625	531.639	145.185	-383.272	94.233	-4.475
1200	196.825	680.707	543.359	164.817	-378.786	137.444	-5.983
1300	197.195	696.480	554.539	184.524	-374.356	180.283	-7.244
1400	196.988	711.089	565.206	204.237	-370.048	222.785	-8.312
1500	196.396	724.662	575.389	223.909	-365.905	264.984	-9.227
76. SULFUR DIOXIDE SO₂ (g)							
298.15	39.842	248.219	248.219	0.000	-296.810	-300.090	52.574
300	39.909	248.466	248.220	0.074	-296.833	-300.110	52.253

T/K	J/K mol			kJ/mol			Log K_f
	C_p°	S°	$-(G^\circ - H^\circ(T_f))/T$	$H^\circ - H^\circ(T_f)$	$\Delta_f H^\circ$	$\Delta_f G^\circ$	
400	43.427	260.435	249.828	4.243	-300.240	-300.935	39.298
500	46.490	270.465	252.978	8.744	-302.735	-300.831	31.427
600	48.938	279.167	256.634	13.520	-304.699	-300.258	26.139
700	50.829	286.859	260.413	18.513	-306.308	-299.386	22.340
800	52.282	293.746	264.157	23.671	-307.691	-298.302	19.477
900	53.407	299.971	267.796	28.958	-302.075	-295.987	17.178
1000	54.290	305.646	271.301	34.345	-362.012	-288.647	15.077
1100	54.993	310.855	274.664	39.810	-361.934	-281.314	13.358
1200	55.564	315.665	277.882	45.339	-361.849	-273.989	11.926
1300	56.033	320.131	280.963	50.920	-361.763	-266.671	10.715
1400	56.426	324.299	283.911	56.543	-361.680	-259.359	9.677
1500	56.759	328.203	286.735	62.203	-361.605	-252.053	8.777
77. SILICON Si (cr)							
298.15	19.789	18.810	18.810	0.000	0.000	0.000	0.000
300	19.855	18.933	18.810	0.037	0.000	0.000	0.000
400	22.301	25.023	19.624	2.160	0.000	0.000	0.000
500	23.610	30.152	21.231	4.461	0.000	0.000	0.000
600	24.472	34.537	23.092	6.867	0.000	0.000	0.000
700	25.124	38.361	25.006	9.348	0.000	0.000	0.000
800	25.662	41.752	26.891	11.888	0.000	0.000	0.000
900	26.135	44.802	28.715	14.478	0.000	0.000	0.000
1000	26.568	47.578	30.464	17.114	0.000	0.000	0.000
1100	26.974	50.130	32.138	19.791	0.000	0.000	0.000
1200	27.362	52.493	33.737	22.508	0.000	0.000	0.000
1300	27.737	54.698	35.265	25.263	0.000	0.000	0.000
1400	28.103	56.767	36.728	28.055	0.000	0.000	0.000
1500	28.462	58.719	38.130	30.883	0.000	0.000	0.000
78. SILICON Si (g)							
298.15	22.251	167.980	167.980	0.000	450.000	405.525	-71.045
300	22.234	168.117	167.980	0.041	450.004	405.249	-70.559
400	21.613	174.416	168.843	2.229	450.070	390.312	-50.969
500	21.316	179.204	170.456	4.374	449.913	375.388	-39.216
600	21.153	183.074	172.246	6.497	449.630	360.508	-31.385
700	21.057	186.327	174.032	8.607	449.259	345.682	-25.795
800	21.000	189.135	175.748	10.709	448.821	330.915	-21.606
900	20.971	191.606	177.375	12.808	448.329	316.205	-18.352
1000	20.968	193.815	178.911	14.904	447.791	301.553	-15.751
1100	20.989	195.815	180.358	17.002	447.211	286.957	-13.626
1200	21.033	197.643	181.723	19.103	446.595	272.416	-11.858
1300	21.099	199.329	183.014	21.209	445.946	257.927	-10.364
1400	21.183	200.895	184.236	23.323	445.268	243.489	-9.085
1500	21.282	202.360	185.396	25.446	444.563	229.101	-7.978
79. SILICON DIOXIDE SiO₂ (cr)							
298.15	44.602	41.460	41.460	0.000	-910.700	-856.288	150.016
300	44.712	41.736	41.461	0.083	-910.708	-855.951	149.032
400	53.477	55.744	43.311	4.973	-910.912	-837.651	109.385
500	60.533	68.505	47.094	10.705	-910.540	-819.369	85.598
600	64.452	79.919	51.633	16.971	-909.841	-801.197	69.749
700	68.234	90.114	56.414	23.590	-908.958	-783.157	58.439
800	76.224	99.674	61.226	30.758	-907.668	-765.265	49.966
848	82.967	104.298	63.533	34.569	-906.310	-756.747	46.613
PHASE TRANSITION: $\Delta_{\text{trs}} H = 0.411$ kJ/mol, $\Delta_{\text{trs}} S = 0.484$ J/K mol, crII-crII'							
848	67.446	104.782	63.532	34.980	-906.310	-756.747	46.613
900	67.953	108.811	66.033	38.500	-905.922	-747.587	43.388
1000	68.941	116.021	70.676	45.345	-905.176	-730.034	38.133
1100	69.940	122.639	75.104	52.289	-904.420	-712.557	33.836
1200	70.947	128.768	79.323	59.333	-901.382	-695.148	30.259

T/K	J/K mol			kJ/mol			Log K_f
	C_p°	S°	$-(G^\circ - H^\circ(T_f))/T$	$H^\circ - H^\circ(T_f)$	$\Delta_f H^\circ$	$\Delta_f G^\circ$	
PHASE TRANSITION: $\Delta_{\text{trs}} H = 2.261$ kJ/mol, $\Delta_{\text{trs}} S = 1.883$ J/K mol, crII'-crI							
1200	71.199	130.651	79.323	61.594	-901.382	-695.148	30.259
1300	71.743	136.372	83.494	68.742	-900.574	-677.994	27.242
1400	72.249	141.707	87.463	75.941	-899.782	-660.903	24.658
1500	72.739	146.709	91.248	83.191	-899.004	-643.867	22.421
80. SILICON TETRACHLORIDE SiCl_4 (g)							
298.15	90.404	331.446	331.446	0.000	-662.200	-622.390	109.039
300	90.562	332.006	331.448	0.167	-662.195	-622.143	108.323
400	96.893	359.019	335.088	9.572	-661.853	-608.841	79.505
500	100.449	381.058	342.147	19.456	-661.413	-595.637	62.225
600	102.587	399.576	350.216	29.616	-660.924	-582.527	50.713
700	103.954	415.500	358.432	39.948	-660.417	-569.501	42.496
800	104.875	429.445	366.455	50.392	-659.912	-556.548	36.338
900	105.523	441.837	374.155	60.914	-659.422	-543.657	31.553
1000	105.995	452.981	381.490	71.491	-658.954	-530.819	27.727
1100	106.349	463.101	388.456	82.109	-658.515	-518.027	24.599
1200	106.620	472.366	395.068	92.758	-658.107	-505.274	21.994
1300	106.834	480.909	401.347	103.431	-657.735	-492.553	19.791
1400	107.003	488.833	407.316	114.123	-657.400	-479.860	17.904
1500	107.141	496.220	413.000	124.830	-657.104	-467.189	16.269

THERMODYNAMIC PROPERTIES OF AQUEOUS SYSTEMS

This table contains standard state thermodynamic properties of ions and neutral species in aqueous solution. It includes enthalpy and Gibbs energy of formation, entropy, and heat capacity, and thus serves as a companion to the preceding table, "Standard Thermodynamic Properties of Chemical Substances". The standard state is the hypothetical ideal solution with molality $m = 1$ mol/kg (mean ionic molality m_{\pm} in the case of a species which is assumed to dissociate at infinite dilution). Further details on conventions may be found in Reference 1.

Cations are listed by formula in the first part of the table, followed by anions and finally neutral species. All values refer to standard conditions of 25°C and 100 kPa pressure.

Species	$\Delta_f H^\circ /$ kJ mol ⁻¹	$\Delta_f G^\circ /$ kJ mol ⁻¹	$S^\circ /$ J mol ⁻¹ K ⁻¹	$C_p /$ J mol ⁻¹ K ⁻¹
Cations				
Ag ⁺	105.6	77.1	72.7	21.8
Al ³⁺	-531.0	-485.0	-321.7	
AlOH ²⁺		-694.1		
Ba ²⁺	-537.6	-560.8	9.6	
BaOH ⁺		-730.5		
Be ²⁺	-382.8	-379.7	-129.7	
Bi ³⁺		82.8		
BiOH ²⁺		-146.4		
Ca ²⁺	-542.8	-553.6	-53.1	
CaOH ⁺		-718.4		
Cd ²⁺	-75.9	-77.6	-73.2	
CdOH ⁺		-261.1		
Ce ³⁺	-696.2	-672.0	-205.0	
Ce ⁴⁺	-537.2	-503.8	-301.0	
Co ²⁺	-58.2	-54.4	-113.0	
Co ³⁺	92.0	134.0	-305.0	
Cr ²⁺	-143.5			
Cs ⁺	-258.3	-292.0	133.1	-10.5
Cu ⁺	71.7	50.0	40.6	
Cu ²⁺	64.8	65.5	-99.6	
Dy ³⁺	-699.0	-665.0	-231.0	21.0
Er ³⁺	-705.4	-669.1	-244.3	21.0
Eu ²⁺	-527.0	-540.2	-8.0	
Eu ³⁺	-605.0	-574.1	-222.0	8.0
Fe ²⁺	-89.1	-78.9	-137.7	
Fe ³⁺	-48.5	-4.7	-315.9	
FeOH ⁺	-324.7	-277.4	-29.0	
FeOH ²⁺	-290.8	-229.4	-142.0	
Fe(OH) ₂ ⁺		-438.0		
Ga ²⁺		-88.0		
Ga ³⁺	-211.7	-159.0	-331.0	
GaOH ²⁺		-380.3		
Ga(OH) ₂ ⁺		-597.4		
Gd ³⁺	-686.0	-661.0	-205.9	
H ⁺	0	0	0	0
Hg ²⁺	171.1	164.4	-32.2	
Hg ₂ ²⁺	172.4	153.5	84.5	
HgOH ⁺	-84.5	-52.3	71.0	
Ho ³⁺	-705.0	-673.7	-226.8	17.0
In ⁺		-12.1		
In ²⁺		-50.7		
In ³⁺	-105.0	-98.0	-151.0	

References

1. Wagman, D. D., Evans, W. H., Parker, V. B., Schumm, R. H., Halow, I., Bailey, S. M., Churney, K. L., and Nuttall, R. L., *The NBS Tables of Chemical Thermodynamic Properties*, *J. Phys. Chem. Ref. Data*, Vol. 11, Suppl. 2, 1982.
2. Zemaitis, J. F., Clark, D. M., Rafal, M., and Scrivner, N. C., *Handbook of Aqueous Electrolyte Thermodynamics*, American Institute of Chemical Engineers, New York, 1986.

Species	$\Delta_f H^\circ /$ kJ mol ⁻¹	$\Delta_f G^\circ /$ kJ mol ⁻¹	$S^\circ /$ J mol ⁻¹ K ⁻¹	$C_p /$ J mol ⁻¹ K ⁻¹
InOH ²⁺	-370.3	-313.0	-88.0	
In(OH) ₂ ⁺	-619.0	-525.0	25.0	
K ⁺	-252.4	-283.3	102.5	21.8
La ³⁺	-707.1	-683.7	-217.6	-13.0
Li ⁺	-278.5	-293.3	13.4	68.6
Lu ³⁺	-665.0	-628.0	-264.0	25.0
LuF ²⁺		-931.4		
Mg ²⁺	-466.9	-454.8	-138.1	
MgOH ⁺		-626.7		
Mn ²⁺	-220.8	-228.1	-73.6	50.0
MnOH ⁺	-450.6	-405.0	-17.0	
NH ₄ ⁺	-132.5	-79.3	113.4	79.9
N ₂ H ₅ ⁺	-7.5	82.5	151.0	70.3
Na ⁺	-240.1	-261.9	59.0	46.4
Nd ³⁺	-696.2	-671.6	-206.7	-21.0
Ni ²⁺	-54.0	-45.6	-128.9	
NiOH ⁺	-287.9	-227.6	-71.0	
PH ₄ ⁺		92.1		
Pa ⁴⁺	-619.0			
Pb ²⁺	-1.7	-24.4	10.5	
PbOH ⁺		-226.3		
Pd ²⁺	149.0	176.5	-184.0	
Po ²⁺		71.0		
Po ⁴⁺		293.0		
Pr ³⁺	-704.6	-679.1	-209.0	-29.0
Pt ²⁺		254.8		
Ra ²⁺	-527.6	-561.5	54.0	
Rb ⁺	-251.2	-284.0	121.5	
Re ⁺		-33.0		
Sc ³⁺	-614.2	-586.6	-255.0	
ScOH ²⁺	-861.5	-801.2	-134.0	
Sm ²⁺		-497.5		
Sm ³⁺	-691.6	-666.6	-211.7	-21.0
Sn ²⁺	-8.8	-27.2	-17.0	
SnOH ⁺	-286.2	-254.8	50.0	
Sr ²⁺	-545.8	-559.5	-32.6	
SrOH ⁺		-721.3		
Tb ³⁺	-682.8	-651.9	-226.0	17.0
Te(OH) ₃ ⁺	-608.4	-496.1	111.7	
Th ⁴⁺	-769.0	-705.1	-422.6	
Th(OH) ³⁺	-1030.1	-920.5	-343.0	
Th(OH) ₂ ²⁺	-1282.4	-1140.9	-218.0	
Tl ⁺	5.4	-32.4	125.5	

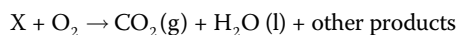
Species	$\Delta_f H^\circ /$ kJ mol ⁻¹	$\Delta_f G^\circ /$ kJ mol ⁻¹	$S^\circ /$ J mol ⁻¹ K ⁻¹	$C_p /$ J mol ⁻¹ K ⁻¹	Species	$\Delta_f H^\circ /$ kJ mol ⁻¹	$\Delta_f G^\circ /$ kJ mol ⁻¹	$S^\circ /$ J mol ⁻¹ K ⁻¹	$C_p /$ J mol ⁻¹ K ⁻¹
Tl ⁺	196.6	214.6	-192.0		I ⁻	-55.2	-51.6	111.3	-142.3
TlOH ⁺		-15.9			IO ⁻	-107.5	-38.5	-5.4	
Tl(OH) ₂ ⁺		-244.7			IO ₃ ⁻	-221.3	-128.0	118.4	
Tm ⁺	-697.9	-662.0	-243.0	25.0	IO ₄ ⁻	-151.5	-58.5	222.0	
U ⁺	-489.1	-476.2	-188.0		MnO ₄ ⁻	-541.4	-447.2	191.2	-82.0
U ⁺	-591.2	-531.9	-410.0		MnO ₄ ⁻²	-653.0	-500.7	59.0	
Y ⁺	-723.4	-693.8	-251.0		MoO ₄ ⁻²	-997.9	-836.3	27.2	
Y ₂ (OH) ₂ ⁺		-1780.3			NO ₂ ⁻	-104.6	-32.2	123.0	-97.5
Yb ⁺		-527.0			NO ₃ ⁻	-207.4	-111.3	146.4	-86.6
Yb ⁺	-674.5	-644.0	-238.0	25.0	N ₃ ⁻	275.1	348.2	107.9	
Y(OH) ₂ ⁺		-879.1			OCN ⁻	-146.0	-97.4	106.7	
Zn ⁺	-153.9	-147.1	-112.1	46.0	OH ⁻	-230.0	-157.2	-10.8	-148.5
ZnOH ⁺		-330.1			PO ₄ ⁻³	-1277.4	-1018.7	-220.5	
Anions					P ₂ O ₇ ⁻⁴	-2271.1	-1919.0	-117.0	
AlO ₂ ⁻	-930.9	-830.9	-36.8		Re ⁻	46.0	10.1	230.0	
Al(OH) ₄ ⁻	-1502.5	-1305.3	102.9		S ⁻²	33.1	85.8	-14.6	
AsO ₂ ⁻	-429.0	-350.0	40.6		SCN ⁻	76.4	92.7	144.3	-40.2
AsO ₄ ⁻³	-888.1	-648.4	-162.8		SO ₃ ⁻²	-635.5	-486.5	-29.0	
BF ₄ ⁻	-1574.9	-1486.9	180.0		SO ₄ ⁻²	-909.3	-744.5	20.1	-293.0
BH ₄ ⁻	48.2	114.4	110.5		S ₂ ⁻²	30.1	79.5	28.5	
BO ₂ ⁻	-772.4	-678.9	-37.2		S ₂ O ₃ ⁻²	-652.3	-522.5	67.0	
B ₄ O ₇ ⁻²		-2604.8			S ₂ O ₄ ⁻²	-753.5	-600.3	92.0	
BeO ₂ ⁻²	-790.8	-640.1	-159.0		S ₂ O ₈ ⁻²	-1344.7	-1114.9	244.3	
Br ⁻	-121.6	-104.0	82.4	-141.8	Se ⁻²		129.3		
BrO ⁻	-94.1	-33.4	42.0		SeO ₃ ⁻²	-509.2	-369.8	13.0	
BrO ₃ ⁻	-67.1	18.6	161.7		SeO ₄ ⁻²	-599.1	-441.3	54.0	
BrO ₄ ⁻	13.0	118.1	199.6		VO ₃ ⁻	-888.3	-783.6	50.0	
CHOO ⁻	-425.6	-351.0	92.0	-87.9	VO ₄ ⁻³		-899.0		
CH ₃ COO ⁻	-486.0	-369.3	86.6	-6.3	WO ₄ ⁻²	-1075.7			
C ₂ O ₄ ⁻²	-825.1	-673.9	45.6		Neutral species				
C ₂ O ₄ H ⁻	-818.4	-698.3	149.4		AgBr	-16.0	-26.9	155.2	-120.1
Cl ⁻	-167.2	-131.2	56.5	-136.4	AgCl	-61.6	-54.1	129.3	-114.6
ClO ⁻	-107.1	-36.8	42.0		AgF	-227.1	-201.7	59.0	-84.9
ClO ₂ ⁻	-66.5	17.2	101.3		AgI	50.4	25.5	184.1	-120.5
ClO ₃ ⁻	-104.0	-8.0	162.3		AgNO ₃	-101.8	-34.2	219.2	-64.9
ClO ₄ ⁻	-129.3	-8.5	182.0		Ag ₂ SO ₄	-698.1	-590.3	165.7	-251.0
CN ⁻	150.6	172.4	94.1		AlBr ₃	-895.0	-799.0	-74.5	
CO ₃ ⁻²	-677.1	-527.8	-56.9		AlCl ₃	-1033.0	-879.0	-152.3	
CrO ₄ ⁻²	-881.2	-727.8	50.2		AlF ₃	-1531.0	-1322.0	-363.2	
Cr ₂ O ₇ ⁻²	-1490.3	-1301.1	261.9		AlI ₃	-699.0	-640.0	12.1	
F ⁻	-332.6	-278.8	-13.8	-106.7	Al ₂ (SO ₄) ₃	-3791.0	-3205.0	-583.2	
Fe(CN) ₆ ⁻³	561.9	729.4	270.3		BaBr ₂	-780.7	-768.7	174.5	
Fe(CN) ₆ ⁻⁴	455.6	695.1	95.0		BaCO ₃	-1214.8	-1088.6	-47.3	
HB ₄ O ₇ ⁻		-2685.1			BaCl ₂	-872.0	-823.2	122.6	
HCO ₃ ⁻	-692.0	-586.8	91.2		BaF ₂	-1202.9	-1118.4	-18.0	
HF ₂ ⁻	-649.9	-578.1	92.5		Ba(HCO ₃) ₂	-1921.6	-1734.3	192.0	
HPO ₃ F ⁻		-1198.2			BaI ₂	-648.0	-663.9	232.2	
HPO ₄ ⁻²	-1292.1	-1089.2	-33.5		Ba(NO ₃) ₂	-952.4	-783.3	302.5	
HP ₂ O ₇ ⁻³	-2274.8	-1972.2	46.0		BaSO ₄	-1446.9	-1305.3	29.7	
HS ⁻	-17.6	12.1	62.8		BeSO ₄	-1292.0	-1124.3	-109.6	
HSO ₃ ⁻	-626.2	-527.7	139.7		CCl ₃ COOH	-516.3			
HSO ₄ ⁻	-887.3	-755.9	131.8	-84.0	CHCl ₂ COOH	-512.1			
HS ₂ O ₄ ⁻		-614.5			CHOOCs	-683.8	-643.0	226.0	
HSe ⁻	15.9	44.0	79.0		CHOOH	-425.6	-351.0	92.0	-87.9
HSeO ₃ ⁻	-514.6	-411.5	135.1		CHOOK	-677.9	-634.2	192.0	-66.1
HSeO ₄ ⁻	-581.6	-452.2	149.4		CHOONH ₄	-558.1	-430.4	205.0	-7.9
H ₂ AsO ₃ ⁻	-714.8	-587.1	110.5		CHOONa	-665.7	-612.9	151.0	-41.4
H ₂ AsO ₄ ⁻	-909.6	-753.2	117.0		CHOORb	-676.7	-635.1	213.0	
H ₂ PO ₄ ⁻	-1296.3	-1130.2	90.4		CH ₂ ClCOOH	-501.3			
H ₂ P ₂ O ₇ ⁻²	-2278.6	-2010.2	163.0		CH ₃ COOCs	-744.3	-661.3	219.7	

Species	$\Delta_f H^\circ /$ kJ mol ⁻¹	$\Delta_f G^\circ /$ kJ mol ⁻¹	$S^\circ /$ J mol ⁻¹ K ⁻¹	$C_p /$ J mol ⁻¹ K ⁻¹	Species	$\Delta_f H^\circ /$ kJ mol ⁻¹	$\Delta_f G^\circ /$ kJ mol ⁻¹	$S^\circ /$ J mol ⁻¹ K ⁻¹	$C_p /$ J mol ⁻¹ K ⁻¹
CH ₃ COOH	-486.0	-369.3	86.6	-6.3	HNO ₃	-207.4	-111.3	146.4	-86.6
CH ₃ COOK	-738.4	-652.6	189.1	15.5	HSCN	76.4	92.7	144.3	-40.2
CH ₃ COONH ₄	-618.5	-448.6	200.0	73.6	H ₂ SO ₄	-909.3	-744.5	20.1	-293.0
CH ₃ COONa	-726.1	-631.2	145.6	40.2	HOCl ₃	-1206.7	-1067.3	-57.7	-393.0
CH ₃ COORb	-737.2	-653.3	207.9		KBr	-373.9	-387.2	184.9	-120.1
(COOH) ₂	-825.1	-673.9	45.6		KCl	-419.5	-414.5	159.0	-114.6
(CH ₃) ₃ N	-76.0	93.1	133.5		KF	-585.0	-562.1	88.7	-84.9
CaBr ₂	-785.9	-761.5	111.7		KHCO ₃	-944.4	-870.0	193.7	
CaCO ₃	-1220.0	-1081.4	-110.0		KHSO ₄	-1139.7	-1039.2	234.3	-63.0
CaCl ₂	-877.1	-816.0	59.8		KI	-307.6	-334.9	213.8	-120.5
CaF ₂	-1208.1	-1111.2	-80.8		KNO ₃	-459.7	-394.5	248.9	-64.9
CaI ₂	-653.2	-656.7	169.5		K ₂ CO ₃	-1181.9	-1094.4	148.1	
Ca(NO ₃) ₂	-957.6	-776.1	239.7		K ₂ S	-471.5	-480.7	190.4	
CaSO ₄	-1452.1	-1298.1	-33.1		K ₂ SO ₄	-1414.0	-1311.1	225.1	-251.0
CdBr ₂	-319.0	-285.5	91.6		K ₂ Se		-437.2		
CdCl ₂	-410.2	-340.1	39.7		LaCl ₃	-1208.8	-1077.3	-50.0	-423.0
CdF ₂	-741.2	-635.2	-100.8		LiBr	-400.0	-397.3	95.8	-73.2
CdI ₂	-186.3	-180.8	149.4		LiCl	-445.6	-424.6	69.9	-67.8
Cd(NO ₃) ₂	-490.6	-300.1	219.7		LiF	-611.1	-571.9	-0.4	-38.1
CdSO ₄	-985.2	-822.1	-53.1		LiI	-333.7	-344.8	124.7	-73.6
CeCl ₃	-1197.5	-1065.6	-38.0		LiNO ₃	-485.9	-404.5	160.2	-18.0
CoBr ₂	-301.2	-262.3	50.0		Li ₂ CO ₃	-1234.1	-1114.6	-29.7	
CoCl ₂	-392.5	-316.7			Li ₂ SO ₄	-1466.2	-1331.2	47.3	-155.6
CoI ₂	-168.6	-157.7	109.0		LuCl ₃	-1167.0	-1021.0	-96.0	-385.0
Co(NO ₃) ₂	-472.8	-276.9	180.0		MgBr ₂	-709.9	-662.7	26.8	
CoSO ₄	-967.3	-799.1	-92.0		MgCl ₂	-801.2	-717.1	-25.1	
CsBr	-379.8	-396.0	215.5		MgI ₂	-577.2	-558.1	84.5	
CsCl	-425.4	-423.2	189.5	-146.9	Mg(NO ₃) ₂	-881.6	-677.3	154.8	
CsF	-590.9	-570.8	119.2		MgSO ₄	-1376.1	-1199.5	-118.0	
CsHCO ₃	-950.3	-878.8	224.3		MnBr ₂	-464.0			
CsHSO ₄	-1145.6	-1047.9	264.8		MnCl ₂	-555.1	-490.8	38.9	-222.0
CsI	-313.5	-343.6	244.3	-152.7	MnI ₂	-331.0			
CsNO ₃	-465.6	-403.3	279.5	-99.0	Mn(NO ₃) ₂	-635.5	-450.9	218.0	-121.0
Cs ₂ CO ₃	-1193.7	-1111.9	209.2		MnSO ₄	-1130.1	-972.7	-53.6	-243.0
Cs ₂ S	-483.7	-498.3	251.0		NH ₄ Br	-254.1	-183.3	195.8	-61.9
Cs ₂ SO ₄	-1425.8	-1328.6	286.2		NH ₄ BrO ₃	-199.6	-60.7	275.1	
Cs ₂ Se		-454.8			NH ₄ CN	18.0	93.0	207.5	
Cu(NO ₃) ₂	-350.0	-157.0	193.3		NH ₄ Cl	-299.7	-210.5	169.9	-56.5
CuSO ₄	-844.5	-679.0	-79.5		NH ₄ ClO ₃	-236.5	-87.3	275.7	
DyCl ₃	-1197.0	-1059.0	-61.9	-389.0	NH ₄ ClO ₄	-261.8	-87.8	295.4	
ErCl ₃	-1207.1	-1062.7	-75.3	-389.0	NH ₄ F	-465.1	-358.1	99.6	-26.8
EuCl ₂	-862.0				NH ₄ HCO ₃	-824.5	-666.1	204.6	
EuCl ₃	-1106.2	-967.7	-54.0	-402.0	NH ₄ HS	-150.2	-67.2	176.1	
FeBr ₂	-332.2	-286.8	27.2		NH ₄ HSO ₃	-758.7	-607.0	253.1	
FeBr ₃	-413.4	-316.7	-68.6		NH ₄ HSO ₄	-1019.9	-835.2	245.2	-3.8
FeCl ₂	-423.4	-341.3	-24.7		NH ₄ HSeO ₄	-714.2	-531.6	262.8	
FeCl ₃	-550.2	-398.3	-146.4		NH ₄ H ₂ AsO ₃	-847.3	-666.4	223.8	
FeF ₂	-754.4	-636.5	-165.3		NH ₄ H ₂ AsO ₄	-1042.1	-832.5	230.5	
FeF ₃	-1046.4	-840.9	-357.3		NH ₄ H ₂ PO ₄	-1428.8	-1209.6	203.8	
FeI ₂	-199.6	-182.1	84.9		NH ₄ H ₃ P ₂ O ₇	-2409.1	-2102.6	326.0	
FeI ₃	-214.2	-159.4	18.0		NH ₄ I	-187.7	-130.9	224.7	-62.3
Fe(NO ₃) ₃	-670.7	-338.3	123.4		NH ₄ IO ₃	-354.0	-207.4	231.8	
FeSO ₄	-998.3	-823.4	-117.6		NH ₄ NO ₂	-237.2	-111.6	236.4	-17.6
Fe ₂ (SO ₄) ₃	-2825.0	-2242.8	-571.5		NH ₄ NO ₃	-339.9	-190.6	259.8	-6.7
GdCl ₃	-1188.0	-1059.0	-36.8	-410.0	NH ₄ OH	-362.5	-236.5	102.5	-68.6
HBr	-121.6	-104.0	82.4	-141.8	NH ₄ SCN	-56.1	13.4	257.7	39.7
HCN	150.6	172.4	94.1		(NH ₄) ₂ CO ₃	-942.2	-686.4	169.9	
HCl	-167.2	-131.2	56.5	-136.4	(NH ₄) ₂ CrO ₄	-1146.2	-886.4	277.0	
HF	-332.6	-278.8	-13.8	-106.7	(NH ₄) ₂ Cr ₂ O ₇	-1755.2	-1459.5	488.7	
HI	-55.2	-51.6	111.3	-142.3	(NH ₄) ₂ HAsO ₄	-1171.4	-873.2	225.1	

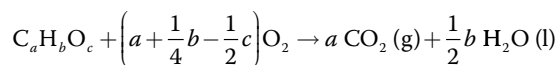
Species	$\Delta_f H^\circ /$ kJ mol ⁻¹	$\Delta_f G^\circ /$ kJ mol ⁻¹	$S^\circ /$ J mol ⁻¹ K ⁻¹	$C_p /$ J mol ⁻¹ K ⁻¹	Species	$\Delta_f H^\circ /$ kJ mol ⁻¹	$\Delta_f G^\circ /$ kJ mol ⁻¹	$S^\circ /$ J mol ⁻¹ K ⁻¹	$C_p /$ J mol ⁻¹ K ⁻¹
(NH ₄) ₂ HPO ₄	-1557.2	-1247.8	193.3		RbHCO ₃	-943.2	-870.8	212.7	
(NH ₄) ₂ S	-231.8	-72.6	212.1		RbHSO ₄	-1138.5	-1039.9	253.1	
(NH ₄) ₂ SO ₃	-900.4	-645.0	197.5		RbI	-306.4	-335.6	232.6	
(NH ₄) ₂ SO ₄	-1174.3	-903.1	246.9	-133.1	RbNO ₃	-458.5	-395.2	267.8	
(NH ₄) ₂ SeO ₄	-864.0	-599.8	280.7		Rb ₂ CO ₃	-1179.5	-1095.8	186.2	
(NH ₄) ₃ PO ₄	-1674.9	-1256.6	117.0		Rb ₂ S	-469.4	-482.0	228.4	
NaBr	-361.7	-365.8	141.4	-95.4	Rb ₂ SO ₄	-1411.6	-1312.5	263.2	
NaCl	-407.3	-393.1	115.5	-90.0	SmCl ₃	-1193.3	-1060.2	-42.7	-431.0
NaF	-572.8	-540.7	45.2	-60.2	SrBr ₂	-788.9	-767.4	132.2	
NaHCO ₃	-932.1	-848.7	150.2		SrCO ₃	-1222.9	-1087.3	-89.5	
NaHSO ₄	-1127.5	-1017.8	190.8	-38.0	SrCl ₂	-880.1	-821.9	80.3	
NaI	-295.3	-313.5	170.3	-95.8	SrI ₂	-656.2	-662.6	190.0	
NaNO ₃	-447.5	-373.2	205.4	-40.2	Sr(NO ₃) ₂	-960.5	-872.0	260.2	
Na ₂ CO ₃	-1157.4	-1051.6	61.1		SrSO ₄	-1455.1	-1304.0	-12.6	
Na ₂ S	-447.3	-438.1	103.3		TbCl ₃	-1184.1	-1045.5	-59.0	-393.0
Na ₂ SO ₄	-1389.5	-1268.4	138.1	-201.0	TlBr	-116.2	-136.4	207.9	
Na ₂ Se		-394.6			TlBr ₃	-168.2	-97.1	54.0	
NdCl ₃	-1197.9	-1065.6	-37.7	-431.0	TlCl	-161.8	-163.6	182.0	
NiBr ₂	-297.1	-253.6	36.0		TlCl ₃	-305.0	-179.0	-23.0	
NiCl ₂	-388.3	-307.9	-15.1		TlF	-327.3	-311.2	111.7	
NiF ₂	-719.2	-603.3	-156.5		TlI	-49.8	-84.0	236.8	
NiI ₂	-164.4	-149.0	93.7		TlNO ₃	-202.0	-143.7	272.0	
Ni(NO ₃) ₂	-468.6	-268.5	164.0		Tl ₂ SO ₄	-898.6	-809.3	271.1	
NiSO ₄	-963.2	-790.3	-108.8		TmCl ₃	-1199.1	-1055.6	-75.0	-385.0
PbBr ₂	-244.8	-232.3	175.3		UCl ₄	-1259.8	-1056.8	-184.0	
PbCl ₂	-336.0	-286.9	123.4		UO ₂ CO ₃	-1696.6	-1481.5	-154.4	
PbF ₂	-666.9	-582.0	-17.2		UO ₂ (NO ₃) ₂	-1434.3	-1176.0	195.4	
PbI ₂	-112.1	-127.6	233.0		UO ₂ SO ₄	-1928.8	-1698.2	-77.4	
Pb(NO ₃) ₂	-416.3	-246.9	303.3		YbCl ₃	-1176.1	-1037.6	-71.0	-385.0
PrCl ₃	-1206.2	-1072.7	-42.0	-439.0	ZnBr ₂	-397.0	-355.0	52.7	-238.0
RaCl ₂	-861.9	-823.8	167.0		ZnCl ₂	-488.2	-409.5	0.8	-226.0
Ra(NO ₃) ₂	-942.2	-784.0	347.0		ZnF ₂	-819.1	-704.6	-139.7	-167.0
RaSO ₄	-1436.8	-1306.2	75.0		ZnI ₂	-264.3	-250.2	110.5	-238.0
RbBr	-372.7	-387.9	203.9		Zn(NO ₃) ₂	-568.6	-369.6	180.7	-126.0
RbCl	-418.3	-415.2	178.0		ZnSO ₄	-1063.2	-891.6	-92.0	-247.0
RbF	-583.8	-562.8	107.5						

HEAT OF COMBUSTION

The heat of combustion of a substance at 25°C can be calculated from the enthalpy of formation ($\Delta_f H^\circ$) data in the table "Standard Thermodynamic Properties of Chemical Substances" in this Section. We can write the general combustion reaction as



For a compound containing only carbon, hydrogen, and oxygen, the reaction is simply



and the standard heat of combustion $\Delta_c H^\circ$, which is defined as the negative of the enthalpy change for the reaction (i.e., the heat released in the combustion process), is given by

$$\begin{aligned} \Delta_c H^\circ &= -a\Delta_f H^\circ(CO_2, g) - \frac{1}{2}b\Delta_f H^\circ(H_2O, l) + \Delta_f H^\circ(C_a H_b O_c) \\ &= 393.51a + 142.915b + \Delta_f H^\circ(C_a H_b O_c) \end{aligned}$$

This equation applies if the reactants start in their standard states (25°C and one atmosphere pressure) and the products return to the same conditions. The same equation applies to a compound containing another element if that element ends in its standard reference state (e.g., nitrogen, if the product is N_2); in general, however, the exact products containing the other elements must be known in order to calculate the heat of combustion.

The following table gives the standard heat of combustion calculated in this manner for a few representative substances.

Molecular formula	Name	$\Delta_c H^\circ / \text{kJ mol}^{-1}$	Molecular formula	Name	$\Delta_c H^\circ / \text{kJ mol}^{-1}$
<i>Inorganic substances</i>			<i>Carbonyl compounds</i>		
C	Carbon (graphite)	393.5	$C_3H_8O_3$	Glycerol (l)	1655.4
CO	Carbon monoxide (g)	283.0	$C_4H_{10}O$	Diethyl ether (l)	2723.9
H_2	Hydrogen (g)	285.8	$C_5H_{12}O$	1-Pentanol (l)	3330.9
H_3N	Ammonia (g)	382.8	C_6H_6O	Phenol (s)	3053.5
H_4N_2	Hydrazine (g)	667.1	<i>Acids and esters</i>		
N_2O	Nitrous oxide (g)	82.1	CH_2O	Formaldehyde (g)	570.7
<i>Hydrocarbons</i>			C_2H_2O	Ketene (g)	1025.4
CH_4	Methane (g)	890.8	C_2H_4O	Acetaldehyde (l)	1166.9
C_2H_2	Acetylene (g)	1301.1	C_3H_6O	Acetone (l)	1789.9
C_2H_4	Ethylene (g)	1411.2	C_3H_6O	Propanal (l)	1822.7
C_2H_6	Ethane (g)	1560.7	C_4H_8O	2-Butanone (l)	2444.1
C_3H_6	Propylene (g)	2058.0	<i>Nitrogen compounds</i>		
C_3H_6	Cyclopropane (g)	2091.3	CHN	Hydrogen cyanide (g)	671.5
C_3H_8	Propane (g)	2219.2	CH_3NO_2	Nitromethane (l)	709.2
C_4H_6	1,3-Butadiene (g)	2541.5	CH_4N_2O	Urea (s)	632.7
C_4H_{10}	Butane (g)	2877.6	CH_5N	Methylamine (g)	1085.6
C_5H_{12}	Pentane (l)	3509.0	C_2H_3N	Acetonitrile (l)	1247.2
C_6H_6	Benzene (l)	3267.6	C_2H_5NO	Acetamide (s)	1184.6
C_6H_{12}	Cyclohexane (l)	3919.6	C_3H_9N	Trimethylamine (g)	2443.1
C_6H_{14}	Hexane (l)	4163.2	C_5H_5N	Pyridine (l)	2782.3
C_7H_8	Toluene (l)	3910.3	C_6H_7N	Aniline (l)	3392.8
C_7H_{16}	Heptane (l)	4817.0			
$C_{10}H_8$	Naphthalene (s)	5156.3			
<i>Alcohols and ethers</i>					
CH_4O	Methanol (l)	726.1			
C_2H_6O	Ethanol (l)	1366.8			
C_2H_6O	Dimethyl ether (g)	1460.4			
$C_2H_6O_2$	Ethylene glycol (l)	1189.2			
C_3H_8O	1-Propanol (l)	2021.3			

MOLAR CONDUCTIVITY OF AQUEOUS HF, HCl, HBr, AND HI

The molar conductivity Λ of an electrolyte solution is defined as the conductivity divided by amount-of-substance concentration. The customary unit is $\text{S cm}^2\text{mol}^{-1}$ (i.e., $\Omega^{-1} \text{cm}^2\text{mol}^{-1}$). The first part of this table gives the molar conductivity of the hydrohalogen acids at 25°C as a function of the concentration in mol/L. The second part gives the temperature dependence of Λ for HCl and HBr. More extensive tables and mathematical representations may be found in the reference.

Reference

Hamer, W. J., and DeWane, H. J., *Electrolytic Conductance and the Conductances of the Hydrohalogen Acids in Water*, Natl. Stand. Ref. Data Sys.- Natl. Bur. Standards (U.S.), No. 33, 1970.

$c/\text{mol L}^{-1}$	HF	HCl	HBr	HI	$c/\text{mol L}^{-1}$	HF	HCl	HBr	HI
Inf. dil.	405.1	426.1	427.7	426.4	3.5		218.3	217.5	215.4
0.0001		424.5	425.9	424.6	4.0		200.0	199.4	195.1
0.0005		422.6	424.3	423.0	4.5		183.1	182.4	176.8
0.001		421.2	422.9	421.7	5.0		167.4	166.5	160.4
0.005	128.1	415.7	417.6	416.4	5.5		152.9	151.8	145.5
0.01	96.1	411.9	413.7	412.8	6.0		139.7	138.2	131.7
0.05	50.1	398.9	400.4	400.8	6.5		127.7	125.7	118.6
0.10	39.1	391.1	391.9	394.0	7.0		116.9	114.2	105.7
0.5	26.3	360.7	361.9	369.8	7.5		107.0	103.8	
1.0	24.3	332.2	334.5	343.9	8.0		98.2	94.4	
1.5		305.8	307.6	316.4	8.5		90.3	85.8	
2.0		281.4	281.7	288.9	9.0		83.1		
2.5		258.9	257.8	262.5	9.5		76.6		
3.0		237.6	236.8	237.9	10.0		70.7		

$c/\text{mol L}^{-1}$	Temperature dependence of Λ for HCl and HBr												
	-20°C	-10°C	0°C	10°C	20°C	30°C	40°C	50°C					
HCl													
0.5			228.7	283.0	336.4	386.8	436.9	482.4					
1.0			211.7	261.6	312.2	359.0	402.9	445.3					
1.5			196.2	241.5	287.5	331.1	371.6	410.8					
2.0			182.0	222.7	262.9	303.3	342.4	378.2					
2.5		131.7	168.5	205.1	239.8	277.0	315.2	347.6					
3.0		120.8	154.6	188.5	219.3	253.3	289.3	319.0					
3.5	85.5	111.3	139.6	172.2	201.6	232.9	263.9	292.1					
4.0	79.3	102.7	129.2	158.1	185.6	214.2	242.2	268.2					
4.5	73.7	94.9	119.5	145.4	170.6	196.6	222.5	246.7					
5.0	68.5	87.8	110.3	133.5	156.6	180.2	204.1	226.5					
5.5	63.6	81.1	101.7	122.5	143.6	165.0	187.1	207.7					
6.0	58.9	74.9	93.7	112.3	131.5	151.0	171.3	190.3					
6.5	54.4	69.1	86.2	103.0	120.4	138.2	156.9	174.3					
7.0	50.2	63.7	79.3	94.4	110.2	126.4	143.3	159.7					
7.5	46.3	58.6	73.0	86.5	100.9	115.7	131.6	146.2					
8.0	42.7	54.0	67.1	79.4	92.4	106.1	120.6	134.0					
8.5	39.4	49.8	61.7	72.9	84.7	97.3	110.7	123.0					
9.0	36.4	45.9	56.8	67.1	77.8	89.4	101.7	112.9					
9.5	33.6	42.3	52.3	61.8	71.5	82.3	93.6	103.9					
10.0	31.2	39.1	48.2	57.0	65.8	75.9	86.3	95.7					
10.5	28.9	36.1	44.5	52.7	60.7	70.1	79.6	88.4					
11.0	26.8	33.4	41.1	48.8	56.1	64.9	73.6	81.7					
11.5	24.9	31.0	38.0	45.3	51.9	60.1	68.0	75.6					
12.0	23.1	28.7	35.3	42.0	48.0	55.6	62.8	70.0					
12.5	21.4	26.7	32.7	39.0	44.4	51.4	57.9	64.8					
HBr													
0.5							240.9	295.9	347.0	398.9	453.6	496.8	
1.0							229.6	276.0	329.0	380.4	418.6	465.2	
1.5							209.5	254.9	298.9	340.6	381.8	421.4	
2.0							150.8	188.6	231.3	271.8	314.1	350.5	387.4
2.5							136.8	171.7	208.3	244.8	281.7	316.0	349.1
3.0							125.7	157.2	189.5	222.2	255.0	287.8	318.6
3.5							116.1	144.1	174.6	203.2	234.4	263.7	291.9
4.0	84.0	107.5	132.3	160.2	186.8	214.2	239.7	266.9					
4.5	78.0	99.0	123.0	146.4	171.2	195.1	218.8	242.6					
5.0	72.3	91.4	112.6	134.0	155.7	178.2	199.6	221.3					
5.5	67.0	84.2	103.1	122.7	142.1	162.8	181.4	201.8					
6.0	61.8	77.2	94.3	112.0	129.6	148.0	165.4	183.4					
6.5	56.8	70.7	86.0	102.0	118.0	134.1	150.5	166.3					
7.0	51.9	64.6	78.4	92.6	107.1	121.4	136.3	150.8					

STANDARD KCl SOLUTIONS FOR CALIBRATING CONDUCTIVITY CELLS

This table presents recommended electrolytic conductivity (κ) values for aqueous potassium chloride solutions with molalities of 0.01 mol/kg, 0.1 mol/kg and 1.0 mol/kg at temperatures from 0°C to 50°C. The values, which are based on measurements at the National Institute of Standards and Technology, provide primary standards for the calibration of conductivity cells. The measurements at 0.01 and 0.1 molal are described in Reference 1, while those at 1.0 molal are in Reference 2. Temperatures are given on the ITS-90 scale. The uncertainty in the conductivity is about 0.03% for the 0.01 molal values and about 0.04% for the 0.1 and 1.0 molal values. The conductivity of water saturated with atmospheric CO₂ is given in the last column. These values were subtracted from the original measurements to give the values in the second, third, and fourth columns. All κ values are given in units of 10⁻⁴ S/m (numerically equal to μ S/cm).

The assistance of Kenneth W. Pratt is appreciated.

$t/^\circ\text{C}$	$10^4 \kappa/\text{S m}^{-1}$			
	0.01 m KCl	0.1 m KCl	1.0 m KCl	H ₂ O (CO ₂ sat.)
0	772.92	7 116.85	63 488	0.58
5	890.96	8 183.70	72 030	0.68
10	1 013.95	9 291.72	80 844	0.79
15	1 141.45	10 437.1	89 900	0.89
18	1 219.93	11 140.6	—	0.95
20	1 273.03	11 615.9	99 170	0.99
25	1 408.23	12 824.6	108 620	1.10
30	1 546.63	14 059.2	118 240	1.20
35	1 687.79	15 316.0	127 970	1.30
40	1 831.27	16 591.0	137 810	1.40
45	1 976.62	17 880.6	147 720	1.51
50	2 123.43	19 180.9	157 670	1.61

References

1. Wu, Y. C., Koch, W. F., and Pratt, K. W., *J. Res. Natl. Inst. Stand. Technol.* 96, 191, 1991.
2. Wu, Y. C., Koch, W. F., Feng, D., Holland, L. A., Juhasz, E., Arvay, E., and Tomek, A., *J. Res. Natl. Inst. Stand. Technol.* 99, 241, 1994.
3. Pratt, K. W., Koch, W. F., Wu, Y. C., and Berezansky, P. A., *Pure Appl. Chem.* 73, 1783, 2001.

EQUIVALENT CONDUCTIVITY OF ELECTROLYTES IN AQUEOUS SOLUTION

Petr Vanýsek

This table gives the equivalent (molar) conductivity Λ at 25°C for some common electrolytes in aqueous solution at concentrations up to 0.1 mol/L. The units of Λ are $10^{-4} \text{ m}^2 \text{ S mol}^{-1}$.

For very dilute solutions, the equivalent conductivity for any electrolyte of concentration c can be approximately calculated using the Debye-Hückel-Onsager equation, which can be written for a symmetrical (equal charge on cation and anion) electrolyte as

$$\Lambda = \Lambda^\circ - (A + B\Lambda^\circ)c^{1/2}$$

For a solution at 25°C and both cation and anion with charge $|z|$, the constants are $A = 60.20$ and $B = 0.229$. Λ° can be found from the next table, "Ionic Conductivity and Diffusion at Infinite Dilution". The equation is reliable for $c < 0.001 \text{ mol/L}$; with higher concentration the error increases.

Compound	Infinite dilution Λ°	Concentration (mol/L)						
		0.0005	0.001	0.005	0.01	0.02	0.05	0.1
AgNO ₃	133.29	131.29	130.45	127.14	124.70	121.35	115.18	109.09
1/2BaCl ₂	139.91	135.89	134.27	127.96	123.88	119.03	111.42	105.14
1/2CaCl ₂	135.77	131.86	130.30	124.19	120.30	115.59	108.42	102.41
1/2Ca(OH) ₂	258	—	—	233	226	214	—	—
1/2CuSO ₄	133.6	121.6	115.20	94.02	83.08	72.16	59.02	50.55
HCl	425.95	422.53	421.15	415.59	411.80	407.04	398.89	391.13
KBr	151.9	149.8	148.9	146.02	143.36	140.41	135.61	131.32
KCl	149.79	147.74	146.88	143.48	141.20	138.27	133.30	128.90
KClO ₄	139.97	138.69	137.80	134.09	131.39	127.86	121.56	115.14
1/3K ₃ Fe(CN) ₆	174.5	166.4	163.1	150.7	—	—	—	—
1/4K ₄ Fe(CN) ₆	184	—	167.16	146.02	134.76	122.76	107.65	97.82
KHCO ₃	117.94	116.04	115.28	112.18	110.03	107.17	—	—
KI	150.31	148.2	143.32	144.30	142.11	139.38	134.90	131.05
KIO ₄	127.86	125.74	124.88	121.18	118.45	114.08	106.67	98.2
KNO ₃	144.89	142.70	141.77	138.41	132.75	132.34	126.25	120.34
KMnO ₄	134.8	132.7	131.9	—	126.5	—	—	113
KOH	271.5	—	234	230	228	—	219	213
KReO ₄	128.20	126.03	125.12	121.31	118.49	114.49	106.40	97.40
1/3LaCl ₃	145.9	139.6	137.0	127.5	121.8	115.3	106.2	99.1
LiCl	114.97	113.09	112.34	109.35	107.27	104.60	100.06	95.81
LiClO ₄	105.93	104.13	103.39	100.52	98.56	96.13	92.15	88.52
1/2MgCl ₂	129.34	125.55	124.15	118.25	114.49	109.99	103.03	97.05
NH ₄ Cl	149.6	147.5	146.7	134.4	141.21	138.25	133.22	128.69
NaCl	126.39	124.44	123.68	120.59	118.45	115.70	111.01	106.69
NaClO ₄	117.42	115.58	114.82	111.70	109.54	106.91	102.35	98.38
NaI	126.88	125.30	124.19	121.19	119.18	116.64	112.73	108.73
NaOOCCH ₃	91.0	89.2	88.5	85.68	83.72	81.20	76.88	72.76
NaOH	247.7	245.5	244.6	240.7	237.9	—	—	—
Na picrate	80.45	78.7	78.6	75.7	73.7	—	66.3	61.8
1/2Na ₂ SO ₄	129.8	125.68	124.09	117.09	112.38	106.73	97.70	89.94
1/2SrCl ₂	135.73	131.84	130.27	124.18	120.23	115.48	108.20	102.14
1/2ZnSO ₄	132.7	121.3	114.47	95.44	84.87	74.20	61.17	52.61

IONIC CONDUCTIVITY AND DIFFUSION AT INFINITE DILUTION

Petr Vanýšek

This table gives the molar (equivalent) conductivity λ for common ions at infinite dilution. All values refer to aqueous solutions at 25°C. It also lists the diffusion coefficient D of the ion in dilute aqueous solution, which is related to λ through the equation

$$D = (RT / F^2)(\lambda / |z|)$$

where R is the molar gas constant, T the temperature, F the Faraday constant, and z the charge on the ion. The variation with temperature is fairly sharp; for typical ions, λ and D increase by 2 to 3% per degree as the temperature increases from 25°C.

The diffusion coefficient for a salt, D_{salt} , may be calculated from the D_+ and D_- values of the constituent ions by the relation

$$D_{\text{salt}} = \frac{(z_+ + |z_-|)D_+D_-}{z_+D_+ + |z_-|D_-}$$

For solutions of simple, pure electrolytes (one positive and one negative ionic species), such as NaCl, equivalent ionic conductivity Λ° , which is the molar conductivity per unit concentration of charge, is defined as

$$\Lambda^\circ = \Lambda_+ + \Lambda_-$$

where Λ_+ and Λ_- are equivalent ionic conductivities of the cation and anion. The more general formula is

$$\Lambda^\circ = \nu_+\Lambda_+ + \nu_-\Lambda_-$$

where ν_+ and ν_- refer to the number of moles of cations and anions to which one mole of the electrolyte gives a rise in the solution.

References

1. Gray, D. E., Ed., *American Institute of Physics Handbook*, McGraw-Hill, New York, 1972, 2-226.
2. Robinson, R. A., and Stokes, R. H., *Electrolyte Solutions*, Butterworths, London, 1959.
3. Lobo, V. M. M., and Quaresma, J. L., *Handbook of Electrolyte Solutions*, Physical Science Data Series 41, Elsevier, Amsterdam, 1989.
4. Conway, B. E., *Electrochemical Data*, Elsevier, Amsterdam, 1952.
5. Milazzo, G., *Electrochemistry: Theoretical Principles and Practical Applications*, Elsevier, Amsterdam, 1963.

Ion	Λ_\pm $10^{-4} \text{ m}^2 \text{ S mol}^{-1}$	D $10^{-5} \text{ cm}^2 \text{ s}^{-1}$	Ion	Λ_\pm $10^{-4} \text{ m}^2 \text{ S mol}^{-1}$	D $10^{-5} \text{ cm}^2 \text{ s}^{-1}$
Inorganic Cations			Inorganic Anions		
Ag ⁺	61.9	1.648	Au(CN) ₂ ⁻	50	1.331
1/3Al ³⁺	61	0.541	Au(CN) ₄ ⁻	36	0.959
1/2Ba ²⁺	63.6	0.847	B(C ₆ H ₅) ₄ ⁻	21	0.559
1/2Be ²⁺	45	0.599	Br ⁻	78.1	2.080
1/2Ca ²⁺	59.47	0.792	Br ₃ ⁻	43	1.145
1/2Cd ²⁺	54	0.719	BrO ₃ ⁻	55.7	1.483
1/3Ce ³⁺	69.8	0.620	CN ⁻	78	2.077
1/2Co ²⁺	55	0.732	CNO ⁻	64.6	1.720
1/3[Co(NH ₃) ₆] ³⁺	101.9	0.904	1/2CO ₃ ²⁻	69.3	0.923
1/3[Co(en) ₃] ³⁺	74.7	0.663	Cl ⁻	76.31	2.032
1/6[Co ₂ (trien) ₃] ⁶⁺	69	0.306	ClO ₂ ⁻	52	1.385
1/3Cr ³⁺	67	0.595	ClO ₃ ⁻	64.6	1.720
Cs ⁺	77.2	2.056	ClO ₄ ⁻	67.3	1.792
1/2Cu ²⁺	53.6	0.714	1/3[Co(CN) ₆] ³⁻	98.9	0.878
D ⁺	249.9	6.655	1/2CrO ₄ ²⁻	85	1.132
1/3Dy ³⁺	65.6	0.582			
1/3Er ³⁺	65.9	0.585			
1/3Eu ³⁺	67.8	0.602			
1/2Fe ²⁺	54	0.719			
1/3Fe ³⁺	68	0.604			
1/3Gd ³⁺	67.3	0.597			
H ⁺	349.65	9.311			
1/2Hg ²⁺	68.6	0.913			
1/2Hg ²⁺	63.6	0.847			
1/3Ho ³⁺	66.3	0.589			
K ⁺	73.48	1.957			
1/3La ³⁺	69.7	0.619			
Li ⁺	38.66	1.029			
1/2Mg ²⁺	53.0	0.706			
1/2Mn ²⁺	53.5	0.712			
NH ₄ ⁺	73.5	1.957			
N ₂ H ₅ ⁺	59	1.571			

Ion	Λ_{\pm} $10^{-4} \text{ m}^2 \text{ S mol}^{-1}$	D $10^{-5} \text{ cm}^2 \text{ s}^{-1}$	Ion	Λ_{\pm} $10^{-4} \text{ m}^2 \text{ S mol}^{-1}$	D $10^{-5} \text{ cm}^2 \text{ s}^{-1}$
F ⁻	55.4	1.475	Histidyl ⁺	23.0	0.612
1/4[Fe(CN) ₆] ⁴⁻	110.4	0.735	Hydroxyethyltrimethylarsonium ⁺	39.4	1.049
1/3[Fe(CN) ₆] ³⁻	100.9	0.896	Methylammonium ⁺	58.7	1.563
H ₂ AsO ₄ ⁻	34	0.905	Octadecylpyridinium ⁺	20	0.533
HCO ₃ ⁻	44.5	1.185	Octadecyltributylammonium ⁺	16.6	0.442
HF ₂ ⁻	75	1.997	Octadecyltriethylammonium ⁺	17.9	0.477
1/2HPO ₄ ²⁻	57	0.759	Octadecyltrimethylammonium ⁺	19.9	0.530
H ₂ PO ₄ ⁻	36	0.959	Octadecyltripropylammonium ⁺	17.2	0.458
H ₂ PO ₂ ⁻	46	1.225	Octyltrimethylammonium ⁺	26.5	0.706
HS ⁻	65	1.731	Pentylammonium ⁺	37	0.985
HSO ₃ ⁻	58	1.545	Piperidinium ⁺	37.2	0.991
HSO ₄ ⁻	52	1.385	Propylammonium ⁺	40.8	1.086
H ₂ SbO ₄ ⁻	31	0.825	Pyrimidinium ⁺	24.3	0.647
I ⁻	76.8	2.045	Tetrabutylammonium ⁺	19.5	0.519
IO ₃ ⁻	40.5	1.078	Tetradecyltrimethylammonium ⁺	21.5	0.573
IO ₄ ⁻	54.5	1.451	Tetraethylammonium ⁺	32.6	0.868
MnO ₄ ⁻	61.3	1.632	Tetramethylammonium ⁺	44.9	1.196
1/2MoO ₄ ²⁻	74.5	1.984	Tetraispentylammonium ⁺	17.9	0.477
N(CN) ₂ ⁻	54.5	1.451	Tetrapentylammonium ⁺	17.5	0.466
NO ₂ ⁻	71.8	1.912	Tetrapropylammonium ⁺	23.4	0.623
NO ₃ ⁻	71.42	1.902	Triethylammonium ⁺	34.3	0.913
NH ₂ SO ₃ ⁻	48.3	1.286	Triethylsulfonium ⁺	36.1	0.961
N ₃ ⁻	69	1.837	Trimethylammonium ⁺	47.23	1.258
OCN ⁻	64.6	1.720	Trimethylhexylammonium ⁺	34.6	0.921
OD ⁻	119	3.169	Trimethylsulfonium ⁺	51.4	1.369
OH ⁻	198	5.273	Tripropylammonium ⁺	26.1	0.695
PF ₆ ⁻	56.9	1.515			
1/2PO ₃ F ₂ ⁻	63.3	0.843	Organic Anions		
1/3PO ₄ ³⁻	92.8	0.824	Acetate ⁻	40.9	1.089
1/4P ₂ O ₇ ⁴⁻	96	0.639	<i>p</i> -Anisate ⁻	29.0	0.772
1/3P ₃ O ₉ ³⁻	83.6	0.742	1/2Azelate ²⁻	40.6	0.541
1/5P ₃ O ₁₀ ⁵⁻	109	0.581	Benzoate ⁻	32.4	0.863
ReO ₄ ⁻	54.9	1.462	Bromoacetate ⁻	39.2	1.044
SCN ⁻	66	1.758	Bromobenzoate ⁻	30	0.799
1/2SO ₃ ²⁻	72	0.959	Butyrate ⁻	32.6	0.868
1/2SO ₄ ²⁻	80.0	1.065	Chloroacetate ⁻	39.8	1.060
1/2S ₂ O ₃ ²⁻	85.0	1.132	<i>m</i> -Chlorobenzoate ⁻	31	0.825
1/2S ₂ O ₄ ²⁻	66.5	0.885	<i>o</i> -Chlorobenzoate ⁻	30.2	0.804
1/2S ₂ O ₆ ²⁻	93	1.238	1/3Citrate ³⁻	70.2	0.623
1/2S ₂ O ₈ ²⁻	86	1.145	Crotonate ⁻	33.2	0.884
Sb(OH) ₆ ⁻	31.9	0.849	Cyanoacetate ⁻	43.4	1.156
SeCN ⁻	64.7	1.723	Cyclohexane carboxylate ⁻	28.7	0.764
1/2SeO ₄ ²⁻	75.7	1.008	1/2 1,1-Cyclopropanedicarboxylate ²⁻	53.4	0.711
1/2WO ₄ ²⁻	69	0.919	Decylsulfate ⁻	26	0.692
			Dichloroacetate ⁻	38.3	1.020
Organic Cations			1/2Diethylbarbiturate ²⁻	26.3	0.350
Benzyltrimethylammonium ⁺	34.6	0.921	Dihydrogencitrate ⁻	30	0.799
Isobutylammonium ⁺	38	1.012	1/2Dimethylmalonate ²⁻	49.4	0.658
Butyltrimethylammonium ⁺	33.6	0.895	3,5-Dinitrobenzoate ⁻	28.3	0.754
Decylpyridinium ⁺	29.5	0.786	Dodecylsulfate ⁻	24	0.639
Decyltrimethylammonium ⁺	24.4	0.650	Ethylmalonate ⁻	49.3	1.313
Diethylammonium ⁺	42.0	1.118	Ethylsulfate ⁻	39.6	1.055
Dimethylammonium ⁺	51.8	1.379	Fluoroacetate ⁻	44.4	1.182
Dipropylammonium ⁺	30.1	0.802	Fluorobenzoate ⁻	33	0.879
Dodecylammonium ⁺	23.8	0.634	Formate ⁻	54.6	1.454
Dodecyltrimethylammonium ⁺	22.6	0.602	1/2Fumarate ²⁻	61.8	0.823
Ethanolammonium ⁺	42.2	1.124	1/2Glutarate ²⁻	52.6	0.700
Ethylammonium ⁺	47.2	1.257	Hydrogenoxalate ⁻	40.2	1.070
Ethyltrimethylammonium ⁺	40.5	1.078	Isovalerate ⁻	32.7	0.871
Hexadecyltrimethylammonium ⁺	20.9	0.557	Iodoacetate ⁻	40.6	1.081
Hexyltrimethylammonium ⁺	29.6	0.788	Lactate ⁻	38.8	1.033

Ion	Λ_{\pm}	D	Ion	Λ_{\pm}	D
	$10^{-4} \text{ m}^2 \text{ S mol}^{-1}$	$10^{-5} \text{ cm}^2 \text{ s}^{-1}$		$10^{-4} \text{ m}^2 \text{ S mol}^{-1}$	$10^{-5} \text{ cm}^2 \text{ s}^{-1}$
1/2Malate ²⁻	58.8	0.783	Picrate ⁻	30.37	0.809
1/2Maleate ²⁻	61.9	0.824	Pivalate ⁻	31.9	0.849
1/2Malonate ²⁻	63.5	0.845	Propionate ⁻	35.8	0.953
Methylsulfate ⁻	48.8	1.299	Propylsulfate ⁻	37.1	0.988
Naphthylacetate ⁻	28.4	0.756	Salicylate ⁻	36	0.959
1/2Oxalate ²⁻	74.11	0.987	1/2Suberate ²⁻	36	0.479
Octylsulfate ⁻	29	0.772	1/2Succinate ²⁻	58.8	0.783
Phenylacetate ⁻	30.6	0.815	<i>p</i> -Sulfonate	29.3	0.780
1/2 <i>o</i> -Phthalate ²⁻	52.3	0.696	1/2Tartarate ²⁻	59.6	0.794
1/2 <i>m</i> -Phthalate ²⁻	54.7	0.728	Trichloroacetate ⁻	35	0.932

ACTIVITY COEFFICIENTS OF ACIDS, BASES, AND SALTS

Petr Vanýsek

This table gives mean activity coefficients at 25°C for molalities in the range 0.1 to 1.0. See the following table for definitions, refer-

	0.1	0.2	0.3	0.4	0.5	0.6	0.7	0.8	0.9	1.0
AgNO ₃	0.734	0.657	0.606	0.567	0.536	0.509	0.485	0.464	0.446	0.429
AlCl ₃	0.337	0.305	0.302	0.313	0.331	0.356	0.388	0.429	0.479	0.539
Al ₂ (SO ₄) ₃	0.035	0.0225	0.0176	0.0153	0.0143	0.014	0.0142	0.0149	0.0159	0.0175
BaCl ₂	0.500	0.444	0.419	0.405	0.397	0.391	0.391	0.391	0.392	0.395
BeSO ₄	0.150	0.109	0.0885	0.0769	0.0692	0.0639	0.0600	0.0570	0.0546	0.0530
CaCl ₂	0.518	0.472	0.455	0.448	0.448	0.453	0.460	0.470	0.484	0.500
CdCl ₂	0.2280	0.1638	0.1329	0.1139	0.1006	0.0905	0.0827	0.0765	0.0713	0.0669
Cd(NO ₃) ₂	0.513	0.464	0.442	0.430	0.425	0.423	0.423	0.425	0.428	0.433
CdSO ₄	0.150	0.103	0.0822	0.0699	0.0615	0.0553	0.0505	0.0468	0.0438	0.0415
CoCl ₂	0.522	0.479	0.463	0.459	0.462	0.470	0.479	0.492	0.511	0.531
CrCl ₃	0.331	0.298	0.294	0.300	0.314	0.335	0.362	0.397	0.436	0.481
Cr(NO ₃) ₃	0.319	0.285	0.279	0.281	0.291	0.304	0.322	0.344	0.371	0.401
Cr ₂ (SO ₄) ₃	0.0458	0.0300	0.0238	0.0207	0.0190	0.0182	0.0181	0.0185	0.0194	0.0208
CsBr	0.754	0.694	0.654	0.626	0.603	0.586	0.571	0.558	0.547	0.538
CsCl	0.756	0.694	0.656	0.628	0.606	0.589	0.575	0.563	0.553	0.544
CsI	0.754	0.692	0.651	0.621	0.599	0.581	0.567	0.554	0.543	0.533
CsNO ₃	0.733	0.655	0.602	0.561	0.528	0.501	0.478	0.458	0.439	0.422
CsOH	0.795	0.761	0.744	0.739	0.739	0.742	0.748	0.754	0.762	0.771
CsOAc	0.799	0.771	0.761	0.759	0.762	0.768	0.776	0.783	0.792	0.802
Cs ₂ SO ₄	0.456	0.382	0.338	0.311	0.291	0.274	0.262	0.251	0.242	0.235
CuCl ₂	0.508	0.455	0.429	0.417	0.411	0.409	0.409	0.410	0.413	0.417
Cu(NO ₃) ₂	0.511	0.460	0.439	0.429	0.426	0.427	0.431	0.437	0.445	0.455
CuSO ₄	0.150	0.104	0.0829	0.0704	0.0620	0.0559	0.0512	0.0475	0.0446	0.0423
FeCl ₂	0.5185	0.473	0.454	0.448	0.450	0.454	0.463	0.473	0.488	0.506
HBr	0.805	0.782	0.777	0.781	0.789	0.801	0.815	0.832	0.850	0.871
HCl	0.796	0.767	0.756	0.755	0.757	0.763	0.772	0.783	0.795	0.809
HClO ₄	0.803	0.778	0.768	0.766	0.769	0.776	0.785	0.795	0.808	0.823
HI	0.818	0.807	0.811	0.823	0.839	0.860	0.883	0.908	0.935	0.963
HNO ₃	0.791	0.754	0.735	0.725	0.720	0.717	0.717	0.718	0.721	0.724
H ₂ SO ₄	0.2655	0.2090	0.1826	—	0.1557	—	0.1417	—	—	0.1316
KBr	0.772	0.722	0.693	0.673	0.657	0.646	0.636	0.629	0.622	0.617
KCl	0.770	0.718	0.688	0.666	0.649	0.637	0.626	0.618	0.610	0.604
KClO ₃	0.749	0.681	0.635	0.599	0.568	0.541	0.518	—	—	—
K ₂ CrO ₄	0.456	0.382	0.340	0.313	0.292	0.276	0.263	0.253	0.243	0.235
KF	0.775	0.727	0.700	0.682	0.670	0.661	0.654	0.650	0.646	0.645
K ₃ Fe(CN) ₆	0.268	0.212	0.184	0.167	0.155	0.146	0.140	0.135	0.131	0.128
K ₄ Fe(CN) ₆	0.139	0.0993	0.0808	0.0693	0.0614	0.0556	0.0512	0.0479	0.0454	—
KH ₂ PO ₄	0.731	0.653	0.602	0.561	0.529	0.501	0.477	0.456	0.438	0.421
KI	0.778	0.733	0.707	0.689	0.676	0.667	0.660	0.654	0.649	0.645
KNO ₃	0.739	0.663	0.614	0.576	0.545	0.519	0.496	0.476	0.459	0.443
KOAc	0.796	0.766	0.754	0.750	0.751	0.754	0.759	0.766	0.774	0.783
KOH	0.798	0.760	0.742	0.734	0.732	0.733	0.736	0.742	0.749	0.756
KSCN	0.769	0.716	0.685	0.663	0.646	0.633	0.623	0.614	0.606	0.599
K ₂ SO ₄	0.441	0.360	0.316	0.286	0.264	0.246	0.232	—	—	—
LiBr	0.796	0.766	0.756	0.752	0.753	0.758	0.767	0.777	0.789	0.803
LiCl	0.790	0.757	0.744	0.740	0.739	0.743	0.748	0.755	0.764	0.774
LiClO ₄	0.812	0.794	0.792	0.798	0.808	0.820	0.834	0.852	0.869	0.887
LiI	0.815	0.802	0.804	0.813	0.824	0.838	0.852	0.870	0.888	0.910
LiNO ₃	0.788	0.752	0.736	0.728	0.726	0.727	0.729	0.733	0.737	0.743
LiOH	0.760	0.702	0.665	0.638	0.617	0.599	0.585	0.573	0.563	0.554
LiOAc	0.784	0.742	0.721	0.709	0.700	0.691	0.689	0.688	0.688	0.689
Li ₂ SO ₄	0.468	0.398	0.361	0.337	0.319	0.307	0.297	0.289	0.282	0.277
MgCl ₂	0.529	0.489	0.477	0.475	0.481	0.491	0.506	0.522	0.544	0.570
MgSO ₄	0.150	0.107	0.0874	0.0756	0.0675	0.0616	0.0571	0.0536	0.0508	0.0485

	0.1	0.2	0.3	0.4	0.5	0.6	0.7	0.8	0.9	1.0
MnCl ₂	0.516	0.469	0.450	0.442	0.440	0.443	0.448	0.455	0.466	0.479
MnSO ₄	0.150	0.105	0.0848	0.0725	0.0640	0.0578	0.0530	0.0493	0.0463	0.0439
NH ₄ Cl	0.770	0.718	0.687	0.665	0.649	0.636	0.625	0.617	0.609	0.603
NH ₄ NO ₃	0.740	0.677	0.636	0.606	0.582	0.562	0.545	0.530	0.516	0.504
(NH ₄) ₂ SO ₄	0.439	0.356	0.311	0.280	0.257	0.240	0.226	0.214	0.205	0.196
NaBr	0.782	0.741	0.719	0.704	0.697	0.692	0.689	0.687	0.687	0.687
NaCl	0.778	0.735	0.710	0.693	0.681	0.673	0.667	0.662	0.659	0.657
NaClO ₃	0.772	0.720	0.688	0.664	0.645	0.630	0.617	0.606	0.597	0.589
NaClO ₄	0.775	0.729	0.701	0.683	0.668	0.656	0.648	0.641	0.635	0.629
Na ₂ CrO ₄	0.464	0.394	0.353	0.327	0.307	0.292	0.280	0.269	0.261	0.253
NaF	0.765	0.710	0.676	0.651	0.632	0.616	0.603	0.592	0.582	0.573
NaH ₂ PO ₄	0.744	0.675	0.629	0.593	0.563	0.539	0.517	0.499	0.483	0.468
NaI	0.787	0.751	0.735	0.727	0.723	0.723	0.724	0.727	0.731	0.736
NaNO ₃	0.762	0.703	0.666	0.638	0.617	0.599	0.583	0.570	0.558	0.548
NaOAc	0.791	0.757	0.744	0.737	0.735	0.736	0.740	0.745	0.752	0.757
NaOH	0.766	0.727	0.708	0.697	0.690	0.685	0.681	0.679	0.678	0.678
NaSCN	0.787	0.750	—	0.720	0.715	0.712	0.710	0.710	0.711	0.712
Na ₂ SO ₄	0.445	0.365	0.320	0.289	0.266	0.248	0.233	0.221	0.210	0.201
NiCl ₂	0.522	0.479	0.463	0.460	0.464	0.471	0.482	0.496	0.515	0.563
NiSO ₄	0.150	0.105	0.0841	0.0713	0.0627	0.0562	0.0515	0.0478	0.0448	0.0425
Pb(NO ₃) ₂	0.395	0.308	0.260	0.228	0.205	0.187	0.172	0.160	0.150	0.141
RbBr	0.763	0.706	0.673	0.650	0.632	0.617	0.605	0.595	0.586	0.578
RbCl	0.764	0.709	0.675	0.652	0.634	0.620	0.608	0.599	0.590	0.583
RbI	0.762	0.705	0.671	0.647	0.629	0.614	0.602	0.591	0.583	0.575
RbNO ₃	0.734	0.658	0.606	0.565	0.534	0.508	0.485	0.465	0.446	0.430
RbOAc	0.796	0.767	0.756	0.753	0.755	0.759	0.766	0.773	0.782	0.792
Rb ₂ SO ₄	0.451	0.374	0.331	0.301	0.279	0.263	0.249	0.238	0.228	0.219
SrCl ₂	0.511	0.462	0.442	0.433	0.430	0.431	0.434	0.441	0.449	0.461
TlClO ₄	0.730	0.652	0.599	0.559	0.527	—	—	—	—	—
TlNO ₃	0.702	0.606	0.545	0.500	—	—	—	—	—	—
UO ₂ Cl ₂	0.544	0.510	0.520	0.505	0.517	0.532	0.549	0.571	0.595	0.620
UO ₂ SO ₄	0.150	0.102	0.0807	0.0689	0.0611	0.0566	0.0515	0.0483	0.0458	0.0439
ZnCl ₂	0.515	0.462	0.432	0.411	0.394	0.380	0.369	0.357	0.348	0.339
Zn(NO ₃) ₂	0.531	0.489	0.474	0.469	0.473	0.480	0.489	0.501	0.518	0.535
ZnSO ₄	0.150	0.140	0.0835	0.0714	0.0630	0.0569	0.0523	0.0487	0.0458	0.0435

MEAN ACTIVITY COEFFICIENTS OF ELECTROLYTES AS A FUNCTION OF CONCENTRATION

The mean activity coefficient γ of an electrolyte $X_a Y_b$ is defined as

$$\gamma = (\gamma_+^a \gamma_-^b)^{1/(a+b)}$$

where γ_+ and γ_- are activity coefficients of the individual ions (which cannot be directly measured). This table gives the mean activity coefficients of about 100 electrolytes in aqueous solution as a function of concentration, expressed in molality terms. All

values refer to a temperature of 25°C. Substances are arranged in alphabetical order by formula.

References

1. Hamer, W. J., and Wu, Y. C., *J. Phys. Chem. Ref. Data*, 1, 1047, 1972.
2. Staples, B. R., *J. Phys. Chem. Ref. Data*, 6, 385, 1977; 10, 767, 1981; 10, 779, 1981.
3. Goldberg, R. N. et al., *J. Phys. Chem. Ref. Data*, 7, 263, 1978; 8, 923, 1979; 8, 1005, 1979; 10, 1, 1981; 10, 671, 1981.

Mean Activity Coefficient at 25°C

<i>m</i> /mol kg ⁻¹	AgNO₃	BaBr₂	BaCl₂	BaI₂	CaBr₂	CaCl₂	CaI₂
0.001	0.964	0.881	0.887	0.890	0.890	0.888	0.890
0.002	0.950	0.850	0.849	0.853	0.853	0.851	0.853
0.005	0.924	0.785	0.782	0.792	0.791	0.787	0.791
0.010	0.896	0.727	0.721	0.737	0.735	0.727	0.736
0.020	0.859	0.661	0.653	0.678	0.674	0.664	0.677
0.050	0.794	0.573	0.559	0.600	0.594	0.577	0.600
0.100	0.732	0.517	0.492	0.551	0.540	0.517	0.552
0.200	0.656	0.463	0.436	0.520	0.502	0.469	0.524
0.500	0.536	0.435	0.391	0.536	0.500	0.444	0.554
1.000	0.430	0.470	0.393	0.664	0.604	0.495	0.729
2.000	0.316	0.654		1.242	1.125	0.784	
5.000	0.181				18.7	5.907	
10.000	0.108					43.1	
15.000	0.085						
<i>m</i> /mol kg ⁻¹	Cd(NO₂)₂	Cd(NO₃)₂	CoBr₂	CoCl₂	CoI₂	Co(NO₃)₂	CsBr
0.001	0.881	0.888	0.890	0.889	0.887	0.888	0.965
0.002	0.837	0.851	0.854	0.852	0.849	0.850	0.951
0.005	0.759	0.787	0.794	0.789	0.783	0.786	0.925
0.010	0.681	0.728	0.740	0.732	0.724	0.728	0.898
0.020	0.589	0.664	0.681	0.670	0.661	0.663	0.864
0.050	0.451	0.576	0.605	0.586	0.582	0.576	0.806
0.100	0.344	0.515	0.556	0.528	0.540	0.516	0.752
0.200	0.247	0.465	0.523	0.483	0.527	0.469	0.691
0.500	0.148	0.428	0.538	0.465	0.596	0.446	0.605
1.000	0.098	0.437	0.685	0.532	0.845	0.492	0.540
2.000	0.069	0.517	1.421	0.864	2.287	0.722	0.485
5.000	0.054		13.9		55.3	3.338	0.454
10.000					196		
<i>m</i> /mol kg ⁻¹	CsCl	CsF	CsI	CsNO₃	CsOH	Cs₂SO₄	CuBr₂
0.001	0.965	0.965	0.965	0.964	0.966	0.885	0.889
0.002	0.951	0.952	0.951	0.951	0.953	0.845	0.853
0.005	0.925	0.929	0.925	0.924	0.930	0.775	0.791
0.010	0.898	0.905	0.898	0.897	0.906	0.709	0.735
0.020	0.864	0.876	0.863	0.860	0.878	0.634	0.674
0.050	0.805	0.830	0.804	0.796	0.836	0.526	0.594
0.100	0.751	0.792	0.749	0.733	0.802	0.444	0.541
0.200	0.691	0.755	0.688	0.655	0.772	0.369	0.504
0.500	0.607	0.721	0.601	0.529	0.755	0.285	0.503
1.000	0.546	0.726	0.534	0.421	0.782	0.233	0.591
2.000	0.496	0.803	0.470				0.859
5.000	0.474						
10.000	0.508						

Mean Activity Coefficients of Electrolytes as a Function of Concentration

$m/\text{mol kg}^{-1}$	CuCl_2	$\text{Cu}(\text{ClO}_4)_2$	$\text{Cu}(\text{NO}_3)_2$	FeCl_2	HBr	HCl	HClO_4
0.001	0.887	0.890	0.888	0.888	0.966	0.965	0.966
0.002	0.849	0.854	0.851	0.850	0.953	0.952	0.953
0.005	0.783	0.795	0.787	0.785	0.930	0.929	0.929
0.010	0.722	0.741	0.729	0.725	0.907	0.905	0.906
0.020	0.654	0.685	0.664	0.659	0.879	0.876	0.878
0.050	0.561	0.613	0.577	0.570	0.837	0.832	0.836
0.100	0.495	0.572	0.516	0.509	0.806	0.797	0.803
0.200	0.441	0.553	0.466	0.462	0.783	0.768	0.776
0.500	0.401	0.617	0.431	0.443	0.790	0.759	0.769
1.000	0.405	0.892	0.456	0.500	0.872	0.811	0.826
2.000	0.453	2.445	0.615	0.782	1.167	1.009	1.055
5.000	0.601		2.083		3.800	2.380	3.100
10.000					33.4	10.4	30.8
15.000							323

$m/\text{mol kg}^{-1}$	HF	HI	HNO_3	H_2SO_4	KBr	KCNS	KCl
0.001	0.551	0.966	0.965	0.804	0.965	0.965	0.965
0.002	0.429	0.953	0.952	0.740	0.952	0.951	0.951
0.005	0.302	0.931	0.929	0.634	0.927	0.927	0.927
0.010	0.225	0.909	0.905	0.542	0.902	0.901	0.901
0.020	0.163	0.884	0.875	0.445	0.870	0.869	0.869
0.050	0.106	0.847	0.829	0.325	0.817	0.815	0.816
0.100	0.0766	0.823	0.792	0.251	0.771	0.768	0.768
0.200	0.0550	0.811	0.756	0.195	0.772	0.716	0.717
0.500	0.0352	0.845	0.725	0.146	0.658	0.647	0.649
1.000	0.0249	0.969	0.730	0.125	0.617	0.598	0.604
2.000	0.0175	1.363	0.788	0.119	0.593	0.556	0.573
5.000	0.0110	4.760	1.063	0.197	0.626	0.525	0.593
10.000	0.0085	49.100	1.644	0.527			
15.000	0.0077		2.212	1.077			
20.000	0.0075		2.607	1.701			

$m/\text{mol kg}^{-1}$	KClO_3	K_2CrO_4	KF	KH_2PO_4^*	$\text{K}_2\text{HPO}_4^{**}$	KI	KNO_3
0.001	0.965	0.886	0.965	0.964	0.886	0.965	0.964
0.002	0.951	0.847	0.952	0.950	0.847	0.952	0.950
0.005	0.926	0.779	0.927	0.924	0.779	0.927	0.924
0.010	0.899	0.715	0.902	0.896	0.715	0.902	0.896
0.020	0.865	0.643	0.870	0.859	0.643	0.871	0.860
0.050	0.805	0.539	0.818	0.793	0.538	0.820	0.797
0.100	0.749	0.460	0.773	0.730	0.457	0.776	0.735
0.200	0.681	0.385	0.726	0.652	0.379	0.731	0.662
0.500	0.569	0.296	0.670	0.529	0.283	0.676	0.546
1.000		0.239	0.645	0.422		0.646	0.444
2.000		0.199	0.658			0.638	0.332
5.000			0.871				
10.000			1.715				
15.000			3.120				

$m/\text{mol kg}^{-1}$	KOH	K_2SO_4	LiBr	LiCl	LiClO_4	LiI	LiNO_3
0.001	0.965	0.885	0.965	0.965	0.966	0.966	0.965
0.002	0.952	0.844	0.952	0.952	0.953	0.953	0.952
0.005	0.927	0.772	0.929	0.928	0.931	0.930	0.928
0.010	0.902	0.704	0.905	0.904	0.908	0.908	0.904
0.020	0.871	0.625	0.877	0.874	0.882	0.882	0.874
0.050	0.821	0.511	0.832	0.827	0.843	0.843	0.827
0.100	0.779	0.424	0.797	0.789	0.815	0.817	0.788
0.200	0.740	0.343	0.767	0.756	0.795	0.802	0.753
0.500	0.710	0.251	0.754	0.739	0.806	0.824	0.726
1.000	0.733		0.803	0.775	0.887	0.912	0.743
2.000	0.860		1.012	0.924	1.161	1.197	0.837
5.000	1.697		2.696	2.000			1.298

$m/\text{mol kg}^{-1}$	KOH	K₂SO₄	LiBr	LiCl	LiClO₄	LiI	LiNO₃
10.000	6.110		20.0	9.600			2.500
15.000	19.9		147	30.9			3.960
20.000	46.4		486				4.970
$m/\text{mol kg}^{-1}$	LiOH	Li₂SO₄	MgBr₂	MgCl₂	MgI₂	MnBr₂	MnCl₂
0.001	0.964	0.887	0.889	0.889	0.889	0.889	0.888
0.002	0.950	0.847	0.852	0.852	0.853	0.853	0.850
0.005	0.923	0.780	0.790	0.790	0.791	0.791	0.786
0.010	0.895	0.716	0.733	0.734	0.736	0.735	0.727
0.020	0.858	0.645	0.672	0.672	0.677	0.674	0.662
0.050	0.794	0.544	0.593	0.590	0.602	0.595	0.574
0.100	0.735	0.469	0.543	0.535	0.556	0.543	0.513
0.200	0.668	0.400	0.512	0.493	0.535	0.508	0.464
0.500	0.579	0.325	0.540	0.485	0.594	0.519	0.437
1.000	0.522	0.284	0.715	0.577	0.858	0.650	0.477
2.000	0.484	0.270	1.590	1.065	2.326	1.224	0.661
5.000	0.493		36.1	14.40	109.8	6.697	1.539
$m/\text{mol kg}^{-1}$	Mn(ClO₄)₂	NH₄Cl	NH₄ClO₄	(NH₄)₂HPO₄**	NH₄NO₃	NaBr	NaBrO₃
0.001	0.892	0.965	0.964	0.882	0.964	0.965	0.965
0.002	0.858	0.952	0.950	0.839	0.951	0.952	0.951
0.005	0.801	0.927	0.924	0.763	0.925	0.928	0.926
0.010	0.752	0.901	0.895	0.688	0.897	0.903	0.900
0.020	0.700	0.869	0.859	0.600	0.862	0.873	0.867
0.050	0.637	0.816	0.794	0.469	0.801	0.824	0.811
0.100	0.604	0.769	0.734	0.367	0.744	0.783	0.759
0.200	0.596	0.718	0.663	0.273	0.678	0.742	0.698
0.500	0.686	0.649	0.560	0.171	0.582	0.697	0.605
1.000	1.030	0.603	0.479	0.114	0.502	0.687	0.528
2.000	3.072	0.569	0.399	0.074	0.419	0.730	0.449
5.000		0.563			0.303	1.083	
10.000					0.220		
15.000					0.179		
20.000					0.154		
$m/\text{mol kg}^{-1}$	Na₂CO₃	NaCl	NaClO₃	NaClO₄	Na₂CrO₄	NaF	Na₂HPO₄*
0.001	0.887	0.965	0.965	0.965	0.887	0.965	0.887
0.002	0.847	0.952	0.952	0.952	0.849	0.951	0.848
0.005	0.780	0.928	0.927	0.928	0.783	0.926	0.780
0.010	0.716	0.903	0.902	0.903	0.722	0.901	0.717
0.020	0.644	0.872	0.870	0.872	0.653	0.868	0.644
0.050	0.541	0.822	0.818	0.821	0.554	0.813	0.539
0.100	0.462	0.779	0.771	0.777	0.479	0.764	0.456
0.200	0.385	0.734	0.719	0.729	0.406	0.710	0.373
0.500	0.292	0.681	0.646	0.668	0.318	0.633	0.266
1.000	0.229	0.657	0.590	0.630	0.261	0.573	0.191
2.000	0.182	0.668	0.537	0.608	0.231		0.133
5.000		0.874		0.648			
$m/\text{mol kg}^{-1}$	NaI	NaNO₃	NaOH	Na₂SO₃	Na₂SO₄	Na₂WO₄	NiBr₂
0.001	0.965	0.965	0.965	0.887	0.886	0.886	0.889
0.002	0.952	0.951	0.952	0.847	0.846	0.846	0.853
0.005	0.928	0.926	0.927	0.779	0.777	0.777	0.791
0.010	0.904	0.900	0.902	0.716	0.712	0.712	0.735
0.020	0.874	0.866	0.870	0.644	0.637	0.638	0.675
0.050	0.827	0.810	0.819	0.540	0.529	0.534	0.596
0.100	0.789	0.759	0.775	0.462	0.446	0.457	0.546
0.200	0.753	0.701	0.731	0.386	0.366	0.388	0.514
0.500	0.722	0.617	0.685	0.296	0.268	0.320	0.535
1.000	0.734	0.550	0.674	0.237	0.204	0.291	0.692
2.000	0.823	0.480	0.714	0.196	0.155	0.291	1.476

Mean Activity Coefficients of Electrolytes as a Function of Concentration

$m/\text{mol kg}^{-1}$	NaI	NaNO ₃	NaOH	Na ₂ SO ₃	Na ₂ SO ₄	Na ₂ WO ₄	NiBr ₂
5.000	1.402	0.388	1.076				
10.000	4.011	0.329	3.258				
15.000			9.796				
20.000			19.410				

$m/\text{mol kg}^{-1}$	NiCl ₂	Ni(ClO ₄) ₂	Ni(NO ₃) ₂	Pb(ClO ₄) ₂	Pb(NO ₃) ₂	RbBr	RbCl
0.001	0.889	0.891	0.889	0.889	0.882	0.965	0.965
0.002	0.852	0.855	0.851	0.851	0.840	0.951	0.951
0.005	0.789	0.797	0.787	0.787	0.764	0.926	0.926
0.010	0.732	0.745	0.730	0.729	0.690	0.900	0.900
0.020	0.669	0.690	0.666	0.666	0.604	0.866	0.867
0.050	0.584	0.621	0.581	0.580	0.476	0.811	0.811
0.100	0.527	0.582	0.524	0.522	0.379	0.760	0.761
0.200	0.482	0.567	0.481	0.476	0.291	0.705	0.707
0.500	0.465	0.639	0.467	0.458	0.195	0.630	0.633
1.000	0.538	0.946	0.528	0.516	0.136	0.578	0.583
2.000	0.915	2.812	0.797	0.799		0.535	0.546
5.000	4.785			4.043		0.514	0.544
10.000				33.8			

$m/\text{mol kg}^{-1}$	RbF	RbI	RbNO ₃	Rb ₂ SO ₄	SrBr ₂	SrCl ₂	SrI ₂
0.001	0.965	0.965	0.964	0.886	0.889	0.888	0.890
0.002	0.952	0.951	0.950	0.845	0.852	0.850	0.854
0.005	0.927	0.926	0.924	0.776	0.790	0.785	0.793
0.010	0.902	0.900	0.896	0.710	0.734	0.725	0.740
0.020	0.871	0.866	0.859	0.635	0.673	0.659	0.681
0.050	0.821	0.810	0.795	0.526	0.591	0.569	0.606
0.100	0.780	0.759	0.733	0.443	0.535	0.506	0.557
0.200	0.739	0.703	0.657	0.365	0.492	0.455	0.526
0.500	0.701	0.627	0.536	0.274	0.476	0.421	0.542
1.000	0.697	0.574	0.430	0.217	0.545	0.451	0.686
2.000	0.724	0.532	0.320		0.921	0.650	
5.000		0.517					

$m/\text{mol kg}^{-1}$	UO ₂ Cl ₂	UO ₂ (NO ₃) ₂	ZnBr ₂	ZnCl ₂	ZnI ₂
0.001	0.888	0.888	0.890	0.887	0.893
0.002	0.851	0.849	0.854	0.847	0.859
0.005	0.787	0.784	0.794	0.781	0.804
0.010	0.729	0.726	0.741	0.719	0.757
0.020	0.666	0.663	0.683	0.652	0.708
0.050	0.583	0.583	0.606	0.561	0.644
0.100	0.529	0.535	0.553	0.499	0.601
0.200	0.493	0.509	0.515	0.447	0.574
0.500	0.501	0.532	0.516	0.384	0.635
1.000	0.601	0.673	0.558	0.330	0.836
2.000	0.948	1.223	0.578	0.283	1.062
5.000		3.020	0.788	0.342	1.546
10.000			2.317	0.876	4.698
15.000			5.381	1.914	
20.000			7.965	2.968	

* The anion is H₂PO₄⁻.** The anion is HPO₄⁻².

ENTHALPY OF DILUTION OF ACIDS

The quantity given in this table is $-\Delta_{\text{dil}}H$, the negative of the enthalpy (heat) of dilution to infinite dilution for aqueous solutions of several common acids; i.e., the negative of the enthalpy change when a solution of molality m at a temperature of 25°C is diluted with an infinite amount of water. The tabulated numbers thus represent the heat produced (or, if the value is negative, the heat absorbed) when the acid is diluted. The initial molality m is given in the first column. The second column gives the dilution ratio, which is the number of moles of water that must be added

to one mole of the acid to produce a solution of the molality in the first column.

Reference

Parker, V. B., *Thermal Properties of Aqueous Uni-Univalent Electrolytes*, Natl. Stand. Ref. Data Ser. - Natl. Bur. Stand. (U.S.) 2, U.S. Government Printing Office, 1965.

m	Dil. ratio	$-\Delta_{\text{dil}}H$ in kJ/mol at 25°C							
		HF	HCl	HClO ₄	HBr	HI	HNO ₃	CH ₂ O ₂	C ₂ H ₄ O ₂
55.506	1.0		45.61		48.83		19.73	0.046	2.167
20	2.775	14.88	19.87	13.81	19.92	21.71	9.498	0.038	2.075
15	3.700	14.34	15.40	7.920	14.29	14.02	6.883	0.109	1.962
10	5.551	13.87	10.24	2.013	8.694	7.615	3.933	0.205	1.824
9	6.167	13.81	9.213	1.280	7.719	6.569	3.368	0.230	1.782
8	6.938	13.77	8.201	0.611	6.786	5.607	2.791	0.255	1.724
7	7.929	13.73	7.217	0.046	5.925	4.728	2.251	0.272	1.648
6	9.251	13.69	6.268	-0.351	5.004	3.975	1.749	0.280	1.540
5.5506	10	13.66	5.841	-0.490	4.590	3.577	1.540	0.285	1.477
5	11.10	13.62	5.318	-0.628	4.113	3.197	1.310	0.289	1.393
4.5	12.33	13.58	4.899	-0.732	3.711	2.828	1.109	0.289	1.310
4	13.88	13.53	4.402	-0.787	3.330	2.460	0.958	0.289	1.218
3.5	15.86	13.47	3.958	-0.820	2.966	2.105	0.791	0.289	1.121
3	18.50	13.45	3.506	-0.782	2.611	1.787	0.665	0.289	1.025
2.5	22.20	13.43	3.063	-0.724	2.301	1.527	0.582	0.285	0.912
2	27.75	13.40	2.623	-0.623	1.996	1.318	0.527	0.276	0.803
1.5	37.00	13.36	2.167	-0.431	1.665	1.125	0.506	0.259	0.678
1	55.51	13.30	1.695	-0.201	1.314	0.933	0.506	0.226	0.544
0.5551	100	13.22	1.234	0.050	0.983	0.736	0.502	0.184	0.423
0.5	111.0	13.20	1.172	0.075	0.941	0.711	0.498	0.176	0.406
0.2	277.5	13.09	0.761	0.247	0.649	0.536	0.439	0.146	0.331
0.1	555.1	12.80	0.556	0.272	0.498	0.439	0.372	0.134	0.289
0.0925	600	12.79	0.540	0.272	0.481	0.427	0.368	0.134	0.285
0.0793	700	12.70	0.502	0.272	0.452	0.402	0.351	0.134	0.285
0.0694	800	12.61	0.473	0.268	0.427	0.385	0.339	0.130	0.280
0.0617	900	12.50	0.448	0.264	0.406	0.368	0.326	0.126	0.276
0.05551	1000	12.42	0.427	0.259	0.385	0.351	0.318	0.121	0.272
0.05	1110	12.24	0.406	0.259	0.372	0.339	0.305	0.121	0.272
0.02775	2000	11.29	0.310	0.226	0.285	0.264	0.247	0.117	0.264
0.01850	3000	10.66	0.251	0.197	0.234	0.218	0.213	0.117	0.259
0.01388	4000	10.25	0.226	0.180	0.205	0.192	0.192	0.113	0.259
0.01110	5000	9.874	0.197	0.167	0.184	0.172	0.176	0.109	0.255
0.00555	10000	8.912	0.142	0.126	0.130	0.121	0.130	0.105	0.243
0.00278	20000	7.531	0.105	0.092	0.092	0.084	0.096	0.096	0.230
0.00111	50000	5.439	0.067	0.059	0.054	0.050	0.063	0.084	0.222
0.000555	100000	3.766	0.042	0.042	0.038	0.038	0.046	0.054	0.209
0.000111	500000	1.255	0.021	0.021	0.021	0.021	0.021	0.038	0.167
0	∞	0	0	0	0	0	0	0	0

ENTHALPY OF SOLUTION OF ELECTROLYTES

This table gives the molar enthalpy (heat) of solution at infinite dilution for some common uni-univalent electrolytes. This is the enthalpy change when 1 mol of solute in its standard state is dissolved in an infinite amount of water. Values are given in kilojoules per mole at 25°C.

Reference

Parker, V. B., *Thermal Properties of Uni-Univalent Electrolytes*, Natl. Stand. Ref. Data Series — Natl. Bur. Stand.(U.S.), No.2, 1965.

Solute	State	$\Delta_{\text{sol}}H^\circ$ kJ/mol	Solute	State	$\Delta_{\text{sol}}H^\circ$ kJ/mol	Solute	State	$\Delta_{\text{sol}}H^\circ$ kJ/mol
HF	g	-61.50	LiBr · 2H ₂ O	c	-9.41	KClO ₃	c	41.38
HCl	g	-74.84	LiBrO ₃	c	1.42	KClO ₄	c	51.04
HClO ₄	l	-88.76	LiI	c	-63.30	KBr	c	19.87
HClO ₄ · H ₂ O	c	-32.95	LiI · H ₂ O	c	-29.66	KBrO ₃	c	41.13
HBr	g	-85.14	LiI · 2H ₂ O	c	-14.77	KI	c	20.33
HI	g	-81.67	LiI · 3H ₂ O	c	0.59	KIO ₃	c	27.74
HIO ₃	c	8.79	LiNO ₂	c	-11.00	KNO ₂	c	13.35
HNO ₃	l	-33.28	LiNO ₂ · H ₂ O	c	7.03	KNO ₃	c	34.89
HCOOH	l	-0.86	LiNO ₃	c	-2.51	KC ₂ H ₃ O ₂	c	-15.33
CH ₃ COOH	l	-1.51				KCN	c	11.72
			NaOH	c	-44.51	KCNO	c	20.25
NH ₃	g	-30.50	NaOH · H ₂ O	c	-21.41	KCNS	c	24.23
NH ₄ Cl	c	14.78	NaF	c	0.91	KMnO ₄	c	43.56
NH ₄ ClO ₄	c	33.47	NaCl	c	3.88			
NH ₄ Br	c	16.78	NaClO ₂	c	0.33	RbOH	c	-62.34
NH ₄ I	c	13.72	NaClO ₂ · 3H ₂ O	c	28.58	RbOH · H ₂ O	c	-17.99
NH ₄ IO ₃	c	31.80	NaClO ₃	c	21.72	RbOH · 2H ₂ O	c	0.88
NH ₄ NO ₂	c	19.25	NaClO ₄	c	13.88	RbF	c	-26.11
NH ₄ NO ₃	c	25.69	NaClO ₄ · H ₂ O	c	22.51	RbF · H ₂ O	c	-0.42
NH ₄ C ₂ H ₃ O ₂	c	-2.38	NaBr	c	-0.60	RbF · 1.5H ₂ O	c	1.34
NH ₄ CN	c	17.57	NaBr · 2H ₂ O	c	18.64	RbCl	c	17.28
NH ₄ CNS	c	22.59	NaBrO ₃	c	26.90	RbClO ₃	c	47.74
CH ₃ NH ₃ Cl	c	5.77	NaI	c	-7.53	RbClO ₄	c	56.74
(CH ₃) ₃ NHCl	c	1.46	NaI · 2H ₂ O	c	21.83	RbBr	c	21.88
N(CH ₃) ₄ Cl	c	4.08	NaIO ₃	c	20.29	RbBrO ₃	c	48.95
N(CH ₃) ₄ Br	c	24.27	NaNO ₂	c	13.89	RbI	c	25.10
N(CH ₃) ₄ I	c	42.07	NaNO ₃	c	20.50	RbNO ₃	c	36.48
			NaC ₂ H ₃ O ₂	c	-17.32			
AgClO ₄	c	7.36	NaC ₂ H ₃ O ₂ · 3H ₂ O	c	19.66	CsOH	c	-71.55
AgNO ₂	c	36.94	NaCN	c	1.21	CsOH · H ₂ O	c	-20.50
AgNO ₃	c	22.59	NaCN · 0.5H ₂ O	c	3.31	CsF	c	-36.86
			NaCN · 2H ₂ O	c	18.58	CsF · H ₂ O	c	-10.46
LiOH	c	-23.56	NaCNO	c	19.20	CsF · 1.5H ₂ O	c	-5.44
LiOH · H ₂ O	c	-6.69	NaCNS	c	6.83	CsCl	c	17.78
LiF	c	4.73				CsClO ₄	c	55.44
LiCl	c	-37.03	KOH	c	-57.61	CsBr	c	25.98
LiCl · H ₂ O	c	-19.08	KOH · H ₂ O	c	-14.64	CsBrO ₃	c	50.46
LiClO ₄	c	-26.55	KOH · 1.5H ₂ O	c	-10.46	CsI	c	33.35
LiClO ₄ · 3H ₂ O	c	32.61	KF	c	-17.73	CsNO ₃	c	40.00
LiBr	c	-48.83	KF · 2H ₂ O	c	6.97			
LiBr · H ₂ O	c	-23.26	KCl	c	17.22			

CHEMICAL KINETIC DATA FOR STRATOSPHERIC MODELING

The present compilation of kinetic data represents the 12th evaluation prepared by the NASA Panel for Data Evaluation. The Panel was established in 1977 by the NASA Upper Atmosphere Research Program Office for the purpose of providing a critical tabulation of the latest kinetic and photochemical data for use by modelers in computer simulations of stratospheric chemistry. The recommended rate data and cross sections are based on laboratory measurements. The major use of theoretical extrapolation of data is in connection with three-body reactions, in which the required pressure or temperature dependence is sometimes unavailable from laboratory measurements, and can be estimated by use of appropriate theoretical treatment. In the case of important rate constants for which no experimental data are available, the panel may provide estimates of rate constant parameters based on analogy to similar reactions for which data are available.

Rate constants are expressed in the form $k(T) = A \exp(-E/RT)$, where A is the pre-exponential factor, E the activation energy, R the gas constant, and T the absolute temperature. Uncertainties are expressed by the factor f , e.g., a value of 4.2×10^{-10} with $f = 2$ indicates that the true value is believed to lie between 2.1×10^{-10} and 8.4×10^{-10} . The value of f at other temperatures may be calculated from $f(298)$, given in the last column, by:

$$f(T) = f(298) \exp[(\Delta E/R)(1/T - 1/298)],$$

where $\Delta E/R$ is the uncertainty in E/R .

Table 1 covers rate constant data on second order reactions, grouped by class, while Table 2 covers association reactions. Relevant equilibrium constant data are given in Table 3. All concentrations are measured in molecules cm^{-3} . Notes on each reaction, as well as related photochemical data, may be found in the reference.

The assistance of Robert Hampson is gratefully acknowledged.

Reference

DeMore, W. B., Sander, S. P., Golden, D. M., Hampson, R. F., Kurylo, M. J., Howard, C. J., Ravishankara, A. R., Kolb, C. E., and Molina, M. J., *Chemical Kinetics and Photochemical Data for Use in Atmospheric Modeling. Evaluation Number 12*, Jet Propulsion Laboratory Publication 97-4, Pasadena CA, 1997.

The report is also available at the World Wide Web site < <http://remus.jpl.nasa.gov/pub/jpl97> >.

TABLE 1. Rate Constants for Second Order Reactions

Reaction	A $\text{cm}^3 \text{ molecule}^{-1} \text{ s}^{-1}$	E/R K	k (298 K) $\text{cm}^3 \text{ molecule}^{-1} \text{ s}^{-1}$	f(298)
<i>O_x Reactions</i>				
$\text{O} + \text{O}_3 \rightarrow \text{O}_2 + \text{O}_2$	8.0×10^{-12}	2060±250	8.0×10^{-15}	1.15
<i>O(¹D) Reactions</i>				
$\text{O}(^1\text{D}) + \text{O}_2 \rightarrow \text{O} + \text{O}_2$	3.2×10^{-11}	-(70±100)	4.0×10^{-11}	1.2
$\text{O}(^1\text{D}) + \text{O}_3 \rightarrow \text{O}_2 + \text{O}_2$	1.2×10^{-10}	0±100	1.2×10^{-10}	1.3
$\rightarrow \text{O}_2 + \text{O} + \text{O}$	1.2×10^{-10}	0±100	1.2×10^{-10}	1.3
$\text{O}(^1\text{D}) + \text{H}_2 \rightarrow \text{OH} + \text{H}$	1.1×10^{-10}	0±100	1.1×10^{-10}	1.1
$\text{O}(^1\text{D}) + \text{H}_2\text{O} \rightarrow \text{OH} + \text{OH}$	2.2×10^{-10}	0±100	2.2×10^{-10}	1.2
$\text{O}(^1\text{D}) + \text{N}_2 \rightarrow \text{O} + \text{N}_2$	1.8×10^{-11}	-(110±100)	2.6×10^{-11}	1.2
$\text{O}(^1\text{D}) + \text{N}_2\text{O} \rightarrow \text{N}_2 + \text{O}_2$	4.9×10^{-11}	0±100	4.9×10^{-11}	1.3
$\rightarrow \text{NO} + \text{NO}$	6.7×10^{-11}	0±100	6.7×10^{-11}	1.3
$\text{O}(^1\text{D}) + \text{NH}_3 \rightarrow \text{OH} + \text{NH}_2$	2.5×10^{-10}	0±100	2.5×10^{-10}	1.3
$\text{O}(^1\text{D}) + \text{CO}_2 \rightarrow \text{O} + \text{CO}_2$	7.4×10^{-11}	-(120±100)	1.1×10^{-10}	1.2
$\text{O}(^1\text{D}) + \text{CH}_4 \rightarrow \text{products}$	1.5×10^{-10}	0±100	1.5×10^{-10}	1.2
$\text{O}(^1\text{D}) + \text{HCl} \rightarrow \text{products}$	1.5×10^{-10}	0±100	1.5×10^{-10}	1.2
$\text{O}(^1\text{D}) + \text{HF} \rightarrow \text{OH} + \text{F}$	1.4×10^{-10}	0±100	1.4×10^{-10}	2.0
$\text{O}(^1\text{D}) + \text{HBr} \rightarrow \text{products}$	1.5×10^{-10}	0±100	1.5×10^{-10}	2.0
$\text{O}(^1\text{D}) + \text{Cl}_2 \rightarrow \text{products}$	2.8×10^{-10}	0±100	2.8×10^{-10}	2.0
$\text{O}(^1\text{D}) + \text{CCl}_2\text{O} \rightarrow \text{products}$	3.6×10^{-10}	0±100	3.6×10^{-10}	2.0
$\text{O}(^1\text{D}) + \text{CClFO} \rightarrow \text{products}$	1.9×10^{-10}	0±100	1.9×10^{-10}	2.0
$\text{O}(^1\text{D}) + \text{CF}_2\text{O} \rightarrow \text{products}$	7.4×10^{-11}	0±100	7.4×10^{-11}	2.0
$\text{O}(^1\text{D}) + \text{CCl}_4 \rightarrow \text{products (CFC-10)}$	3.3×10^{-10}	0±100	3.3×10^{-10}	1.2
$\text{O}(^1\text{D}) + \text{CH}_3\text{Br} \rightarrow \text{products}$	1.8×10^{-10}	0±100	1.8×10^{-10}	1.3
$\text{O}(^1\text{D}) + \text{CH}_2\text{Br}_2 \rightarrow \text{products}$	2.7×10^{-10}	0±100	2.7×10^{-10}	1.3
$\text{O}(^1\text{D}) + \text{CHBr}_3 \rightarrow \text{products}$	6.6×10^{-10}	0±100	6.6×10^{-10}	1.5
$\text{O}(^1\text{D}) + \text{CH}_3\text{F} \rightarrow \text{products (HFC-41)}$	1.5×10^{-10}	0±100	1.5×10^{-10}	1.2
$\text{O}(^1\text{D}) + \text{CH}_2\text{F}_2 \rightarrow \text{products (HFC-32)}$	5.1×10^{-11}	0±100	5.1×10^{-11}	1.3
$\text{O}(^1\text{D}) + \text{CHF}_3 \rightarrow \text{products (HFC-23)}$	9.1×10^{-12}	0±100	9.1×10^{-12}	1.2

Reaction	A cm ³ molecule ⁻¹ s ⁻¹	E/R K	k (298 K) cm ³ molecule ⁻¹ s ⁻¹	f(298)
O(¹ D) + CHCl ₂ F → products (HCFC-21)	1.9×10 ⁻¹⁰	0±100	1.9×10 ⁻¹⁰	1.3
O(¹ D) + CHClF ₂ → products (HCFC-22)	1.0×10 ⁻¹⁰	0±100	1.0×10 ⁻¹⁰	1.2
O(¹ D) + CCl ₃ F → products (CFC-11)	2.3×10 ⁻¹⁰	0±100	2.3×10 ⁻¹⁰	1.2
O(¹ D) + CCl ₂ F ₂ → products (CFC-12)	1.4×10 ⁻¹⁰	0±100	1.4×10 ⁻¹⁰	1.3
O(¹ D) + CClF ₃ → products (CFC-13)	8.7×10 ⁻¹¹	0±100	8.7×10 ⁻¹¹	1.3
O(¹ D) + CClBrF ₂ → products (Halon-1211)	1.5×10 ⁻¹⁰	0±100	1.5×10 ⁻¹⁰	1.3
O(¹ D) + CBr ₂ F ₂ → products (Halon-1202)	2.2×10 ⁻¹⁰	0±100	2.2×10 ⁻¹⁰	1.3
O(¹ D) + CBrF ₃ → products (Halon-1301)	1.0×10 ⁻¹⁰	0±100	1.0×10 ⁻¹⁰	1.3
O(¹ D) + CF ₄ → CF ₄ + O (CFC-14)	–	–	2.0×10 ⁻¹⁴	1.5
O(¹ D) + CH ₃ CH ₂ F → products (HFC-161)	2.6×10 ⁻¹⁰	0±100	2.6×10 ⁻¹⁰	1.3
O(¹ D) + CH ₃ CHF ₂ → products (HFC-152a)	2.0×10 ⁻¹⁰	0±100	2.0×10 ⁻¹⁰	1.3
O(¹ D) + CH ₃ CCl ₂ F → products (HCFC-141b)	2.6×10 ⁻¹⁰	0±100	2.6×10 ⁻¹⁰	1.3
O(¹ D) + CH ₃ CClF ₂ → products (HCFC-142b)	2.2×10 ⁻¹⁰	0±100	2.2×10 ⁻¹⁰	1.3
O(¹ D) + CH ₃ CF ₃ → products (HFC-143a)	1.0×10 ⁻¹⁰	0±100	1.0×10 ⁻¹⁰	3.0
O(¹ D) + CH ₂ ClCClF ₂ → products (HCFC-132b)	1.6×10 ⁻¹⁰	0±100	1.6×10 ⁻¹⁰	2.0
O(¹ D) + CH ₂ ClCF ₃ → products (HCFC-133a)	1.2×10 ⁻¹⁰	0±100	1.2×10 ⁻¹⁰	1.3
O(¹ D) + CH ₂ FCF ₃ → products (HFC-134a)	4.9×10 ⁻¹¹	0±100	4.9×10 ⁻¹¹	1.3
O(¹ D) + CHCl ₂ CF ₃ → products (HCFC-123)	2.0×10 ⁻¹⁰	0±100	2.0×10 ⁻¹⁰	1.3
O(¹ D) + CHClFCF ₃ → products (HCFC-124)	8.6×10 ⁻¹¹	0±100	8.6×10 ⁻¹¹	1.3
O(¹ D) + CHF ₂ CF ₃ → products (HFC-125)	1.2×10 ⁻¹⁰	0±100	1.2×10 ⁻¹⁰	2.0
O(¹ D) + CCl ₃ CF ₃ → products (CFC-113a)	2×10 ⁻¹⁰	0±100	2×10 ⁻¹⁰	2.0
O(¹ D) + CCl ₂ FCClF ₂ → products (CFC-113)	2×10 ⁻¹⁰	0±100	2×10 ⁻¹⁰	2.0
O(¹ D) + CCl ₂ FCF ₃ → products (CFC-114a)	1×10 ⁻¹⁰	0±100	1×10 ⁻¹⁰	2.0
O(¹ D) + CClF ₂ CClF ₂ → products (CFC-114)	1.3×10 ⁻¹⁰	0±100	1.3×10 ⁻¹⁰	1.3
O(¹ D) + CClF ₂ CF ₃ → products (CFC-115)	5×10 ⁻¹¹	0±100	5×10 ⁻¹¹	1.3
O(¹ D) + CBrF ₂ CBrF ₂ → products (Halon-2402)	1.6×10 ⁻¹⁰	0±100	1.6×10 ⁻¹⁰	1.3
O(¹ D) + CF ₃ CF ₃ → O + CF ₃ CF ₃ (CFC-116)	–	–	1.5×10 ⁻¹³	1.5
O(¹ D) + CHF ₂ CF ₂ CF ₂ CHF ₂ → products (HFC-338pcc)	1.8×10 ⁻¹¹	0±100	1.8×10 ⁻¹¹	1.5
O(¹ D) + c-C ₄ F ₈ → products	–	–	8×10 ⁻¹³	1.3
O(¹ D) + CF ₃ CHFCHFCF ₂ CF ₃ → products (HFC-43-10mee)	2.1×10 ⁻¹⁰	0±100	2.1×10 ⁻¹⁰	4
O(¹ D) + C ₅ F ₁₂ → products (CFC-41-12)	–	–	3.9×10 ⁻¹³	2
O(¹ D) + C ₆ F ₁₄ → products (CFC-51-14)	–	–	1×10 ⁻¹²	2
O(¹ D) + 1,2-(CF ₃) ₂ C-C ₄ F ₆ → products	–	–	2.8×10 ⁻¹³	2
O(¹ D) + SF ₆ → products	–	–	1.8×10 ⁻¹⁴	1.5
Singlet O₂ Reactions				
O ₂ (¹ Δ) + O → products	–	–	<2×10 ⁻¹⁶	–
O ₂ (¹ Δ) + O ₂ → products	3.6×10 ⁻¹⁸	220±100	1.7×10 ⁻¹⁸	1.2
O ₂ (¹ Δ) + O ₃ → O + 2O ₂	5.2×10 ⁻¹¹	2840±500	3.8×10 ⁻¹⁵	1.2
O ₂ (¹ Δ) + H ₂ O → products	–	–	4.8×10 ⁻¹⁸	1.5
O ₂ (¹ Δ) + N → NO + O	–	–	<9×10 ⁻¹⁷	–
O ₂ (¹ Δ) + N ₂ → products	–	–	<10 ⁻²⁰	–
O ₂ (¹ Δ) + CO ₂ → products	–	–	<2×10 ⁻²⁰	–
O ₂ (¹ Σ) + O → products	–	–	8×10 ⁻¹⁴	5.0
O ₂ (¹ Σ) + O ₂ → products	–	–	3.9×10 ⁻¹⁷	1.5
O ₂ (¹ Σ) + O ₃ → products	2.2×10 ⁻¹¹	0±200	2.2×10 ⁻¹¹	1.2
O ₂ (¹ Σ) + H ₂ O → products	–	–	5.4×10 ⁻¹²	1.3
O ₂ (¹ Σ) + N → products	–	–	<10 ⁻¹³	–
O ₂ (¹ Σ) + N ₂ → products	2.1×10 ⁻¹⁵	0±200	2.1×10 ⁻¹⁵	1.2
O ₂ (¹ Σ) + CO ₂ → products	4.2×10 ⁻¹³	0±200	4.2×10 ⁻¹³	1.2
HO_x Reactions				
O + OH → O ₂ + H	2.2×10 ⁻¹¹	–(120±100)	3.3×10 ⁻¹¹	1.2
O + HO ₂ → OH + O ₂	3.0×10 ⁻¹¹	–(200±100)	5.9×10 ⁻¹¹	1.2
O + H ₂ O ₂ → OH + HO ₂	1.4×10 ⁻¹²	2000±1000	1.7×10 ⁻¹⁵	2.0
H + O ₃ → OH + O ₂	1.4×10 ⁻¹⁰	470±200	2.9×10 ⁻¹¹	1.25
H + HO ₂ → products	8.1×10 ⁻¹¹	0±100	8.1×10 ⁻¹¹	1.3
OH + O ₃ → HO ₂ + O ₂	1.6×10 ⁻¹²	940±300	6.8×10 ⁻¹⁴	1.3
OH + H ₂ → H ₂ O + H	5.5×10 ⁻¹²	2000±100	6.7×10 ⁻¹⁵	1.1

Reaction	A cm ³ molecule ⁻¹ s ⁻¹	E/R K	k (298 K) cm ³ molecule ⁻¹ s ⁻¹	f(298)
OH + HD → products	5.0×10 ⁻¹²	2130±200	4.0×10 ⁻¹⁵	1.2
OH + OH → H ₂ O + O	4.2×10 ⁻¹²	240±240	1.9×10 ⁻¹²	1.4
OH + HO ₂ → H ₂ O + O ₂	4.8×10 ⁻¹¹	-(250±200)	1.1×10 ⁻¹⁰	1.3
OH + H ₂ O ₂ → H ₂ O + HO ₂	2.9×10 ⁻¹²	160±100	1.7×10 ⁻¹²	1.2
HO ₂ + O ₃ → OH + 2O ₂	1.1×10 ⁻¹⁴	500±	2.0×10 ⁻¹⁵	1.3
HO ₂ + HO ₂ → H ₂ O ₂ + O ₂	2.3×10 ⁻¹³	-(600±200)	1.7×10 ⁻¹²	1.3
H ₂ O ₂ + O ₂	1.7×10 ⁻³³ [M]	-(1000±400)	4.9×10 ⁻³² [M]	1.3
NO_x Reactions				
O + NO ₂ → NO + O ₂	6.5×10 ⁻¹²	-(120±120)	9.7×10 ⁻¹²	1.1
O + NO ₃ → O ₂ + NO ₂	1.0×10 ⁻¹¹	0±150	1.0×10 ⁻¹¹	1.5
O + N ₂ O ₅ → products			<3.0×10 ⁻¹⁶	
O + HNO ₃ → OH + NO ₃			<3.0×10 ⁻¹⁷	
O + HO ₂ NO ₂ → products	7.8×10 ⁻¹¹	3400±750	8.6×10 ⁻¹⁶	3.0
H + NO ₂ → OH + NO	4.0×10 ⁻¹⁰	340±300	1.3×10 ⁻¹⁰	1.3
OH + NO ₃ → products			2.2×10 ⁻¹¹	1.5
OH + HONO → H ₂ O + NO ₂	1.8×10 ⁻¹¹	390±	4.5×10 ⁻¹²	1.5
OH + HNO ₃ → H ₂ O + NO ₃	See reference	1.3		
OH + HO ₂ NO ₂ → products	1.3×10 ⁻¹²	-(380±)	4.6×10 ⁻¹²	1.5
OH + NH ₃ → H ₂ O + NH ₂	1.7×10 ⁻¹²	710±200	1.6×10 ⁻¹³	1.2
HO ₂ + NO → NO ₂ + OH	3.5×10 ⁻¹²	-(250±50)	8.1×10 ⁻¹²	1.15
HO ₂ + NO ₂ → HONO + O ₂	See reference			
HO ₂ + NO ₃ → products			3.5×10 ⁻¹²	1.5
HO ₂ + NH ₂ → products			3.4×10 ⁻¹¹	2.0
N + O ₂ → NO + O	1.5×10 ⁻¹¹	3600±400	8.5×10 ⁻¹⁷	1.25
N + O ₃ → NO + O ₂			<2.0×10 ⁻¹⁶	
N + NO → N ₂ + O	2.1×10 ⁻¹¹	-(100±100)	3.0×10 ⁻¹¹	1.3
N + NO ₂ → N ₂ O + O	5.8×10 ⁻¹²	-(220±100)	1.2×10 ⁻¹¹	1.5
NO + O ₃ → NO ₂ + O ₂	2.0×10 ⁻¹²	1400±200	1.8×10 ⁻¹⁴	1.1
NO + NO ₃ → 2NO ₂	1.5×10 ⁻¹¹	-(170±100)	2.6×10 ⁻¹¹	1.3
NO ₂ + O ₃ → NO ₃ + O ₂	1.2×10 ⁻¹³	2450±150	3.2×10 ⁻¹⁷	1.15
NO ₂ + NO ₃ → NO + NO ₂ + O ₂	See reference			
NO ₃ + NO ₃ → 2NO ₂ + O ₂	8.5×10 ⁻¹³	2450±500	2.3×10 ⁻¹⁶	1.5
NH ₂ + O ₂ → products			<6.0×10 ⁻²¹	
NH ₂ + O ₃ → products	4.3×10 ⁻¹²	930±500	1.9×10 ⁻¹³	3.0
NH ₂ + NO → products	4.0×10 ⁻¹²	-(450±150)	1.8×10 ⁻¹¹	1.3
NH ₂ + NO ₂ → products	2.1×10 ⁻¹²	-(650±250)	1.9×10 ⁻¹¹	3.0
NH + NO → products	4.9×10 ⁻¹¹	0±300	4.9×10 ⁻¹¹	1.5
NH + NO ₂ → products	3.5×10 ⁻¹³	-(1140±500)	1.6×10 ⁻¹¹	2.0
O ₃ + HNO ₂ → O ₂ + HNO ₃			<5.0×10 ⁻¹⁹	
N ₂ O ₅ + H ₂ O → 2HNO ₃			<2.0×10 ⁻²¹	
N ₂ (A,ν) + O ₂ → products			2.5×10 ⁻¹² , ν=0	1.5
N ₂ (A,ν) + O ₃ → products			4.1×10 ⁻¹¹ , ν=0	2.0
Reactions of Organic Compounds				
O + CH ₃ → products	1.1×10 ⁻¹⁰	0±250	1.1×10 ⁻¹⁰	1.3
O + HCN → products	1.0×10 ⁻¹¹	4000±1000	1.5×10 ⁻¹⁷	10
O + C ₂ H ₂ → products	3.0×10 ⁻¹¹	1600±250	1.4×10 ⁻¹³	1.3
O + H ₂ CO → products	3.4×10 ⁻¹¹	1600±250	1.6×10 ⁻¹³	1.25
O + CH ₃ CHO → CH ₃ CO + OH	1.8×10 ⁻¹¹	1100±200	4.5×10 ⁻¹³	1.25
O ₃ + C ₂ H ₂ → products	1.0×10 ⁻¹⁴	4100±500	1.0×10 ⁻²⁰	3
O ₃ + C ₂ H ₄ → products	1.2×10 ⁻¹⁴	2630±100	1.7×10 ⁻¹⁸	1.25
O ₃ + C ₃ H ₆ → products	6.5×10 ⁻¹⁵	1900±200	1.1×10 ⁻¹⁷	1.2
OH + CO → products	1.5×10 ⁻¹³ x (1+0.6P _{atm})	0±300	1.5×10 ⁻¹³ x (1+0.6P _{atm})	1.3
OH + CH ₄ → CH ₃ + H ₂ O	2.45×10 ⁻¹²	1775±100	6.3×10 ⁻¹⁵	1.1
OH + ¹³ CH ₄ → ¹³ CH ₃ + H ₂ O	See reference			
OH + CH ₃ D → products	3.5×10 ⁻¹²	1950 ± 200	5.0×10 ⁻¹⁵	1.15
OH + H ₂ CO → H ₂ O + HCO	1.0×10 ⁻¹¹	0±200	1.0×10 ⁻¹¹	1.25

Reaction	A cm ³ molecule ⁻¹ s ⁻¹	E/R K	k (298 K) cm ³ molecule ⁻¹ s ⁻¹	f(298)
OH + CH ₃ OH → products	6.7×10 ⁻¹²	600±300	8.9×10 ⁻¹³	1.2
OH + CH ₃ OOH → products	3.8×10 ⁻¹²	-(200±200)	7.4×10 ⁻¹²	1.5
OH + HC(O)OH → products	4.0×10 ⁻¹³	0±200	4.0×10 ⁻¹³	1.3
OH + HCN → products	1.2×10 ⁻¹³	400±150	3.1×10 ⁻¹⁴	3
OH + C ₂ H ₆ → H ₂ O + C ₂ H ₅	8.7 × 10 ⁻¹²	1070±100	2.4×10 ⁻¹³	1.1
OH + C ₃ H ₈ → H ₂ O + C ₃ H ₇	1.0 × 10 ⁻¹¹	660±100	1.1×10 ⁻¹²	1.2
OH + CH ₃ CHO → CH ₃ CO + H ₂ O	5.6×10 ⁻¹²	-(270±200)	1.4×10 ⁻¹¹	1.2
OH + C ₂ H ₅ OH → products	7.0×10 ⁻¹²	235±100	3.2×10 ⁻¹²	1.3
OH + CH ₃ C(O)OH → products	4.0×10 ⁻¹³	-(200±400)	8.0×10 ⁻¹³	1.3
OH + CH ₃ C(O)CH ₃ → CH ₃ C(O)CH ₂ + H ₂ O	2.2 × 10 ⁻¹²	685±100	2.2×10 ⁻¹³	1.15
OH + CH ₃ CN → products	7.8×10 ⁻¹³	1050±200	2.3×10 ⁻¹⁴	1.5
OH + CH ₃ ONO ₂ → products	5.0×10 ⁻¹³	890±500	2.4×10 ⁻¹⁴	3
OH + CH ₃ C(O)O ₂ NO ₂ (PAN) → products			<4 × 10 ⁻¹⁴	
OH + C ₂ H ₅ ONO ₂ → products	8.2×10 ⁻¹³	450±300	1.8×10 ⁻¹³	3
HO ₂ + CH ₂ O → adduct	6.7×10 ⁻¹⁵	-(600±600)	5.0×10 ⁻¹⁴	5
HO ₂ + CH ₃ O ₂ → CH ₃ OOH + O ₂	3.8×10 ⁻¹³	-(800±400)	5.6×10 ⁻¹²	2
HO ₂ + C ₂ H ₅ O ₂ → C ₂ H ₅ OOH + O ₂	7.5×10 ⁻¹³	-(700±250)	8.0×10 ⁻¹²	1.5
HO ₂ + CH ₃ C(O)O ₂ → products	4.5×10 ⁻¹³	-(1000±600)	1.3×10 ⁻¹¹	2
NO ₃ + CO → products			<4.0×10 ⁻¹⁹	
NO ₃ + CH ₂ O → products			5.8×10 ⁻¹⁶	1.3
NO ₃ + CH ₃ CHO → products	1.4×10 ⁻¹²	1900±300	2.4×10 ⁻¹⁵	1.3
CH ₃ + O ₂ → products			<3.0×10 ⁻¹⁶	
CH ₃ + O ₃ → products	5.4×10 ⁻¹²	220±150	2.6×10 ⁻¹²	2
HCO + O ₂ → CO + HO ₂	3.5×10 ⁻¹²	-(140±140)	5.5×10 ⁻¹²	1.3
CH ₂ OH + O ₂ → CH ₂ O + HO ₂	9.1×10 ⁻¹²	0±200	9.1×10 ⁻¹²	1.3
CH ₃ O + O ₂ → CH ₂ O + HO ₂	3.9×10 ⁻¹⁴	900±300	1.9×10 ⁻¹⁵	1.5
CH ₃ O + NO → CH ₂ O + HNO	See reference			
CH ₃ O + NO ₂ → CH ₂ O + HONO	1.1 × 10 ⁻¹¹	1200±600	2.0 × 10 ⁻¹³	5
CH ₃ O ₂ + O ₃ → products			<3.0×10 ⁻¹⁷	
CH ₃ O ₂ + CH ₃ O ₂ → products	2.5×10 ⁻¹³	-(190±190)	4.7×10 ⁻¹³	1.5
CH ₂ O ₂ + NO → CH ₃ O + NO ₂	3.0×10 ⁻¹²	-(280±60)	7.7×10 ⁻¹²	1.15
CH ₃ O ₂ + CH ₃ C(O)O ₂ → products	1.3×10 ⁻¹²	-(640±200)	1.1×10 ⁻¹¹	1.5
C ₂ H ₅ + O ₂ → C ₂ H ₄ + HO ₂			<2.0×10 ⁻¹⁴	
C ₂ H ₅ O + O ₂ → CH ₃ CHO + HO ₂	6.3 × 10 ⁻¹⁴	550±200	1.0×10 ⁻¹⁴	1.5
C ₂ H ₅ O ₂ + C ₂ H ₅ O ₂ → products	6.8×10 ⁻¹⁴	0±300	6.8×10 ⁻¹⁴	2
C ₂ H ₅ O ₂ + NO → products	2.6×10 ⁻¹²	-(365±150)	8.7×10 ⁻¹²	1.2
CH ₃ C(O)O ₂ + CH ₃ C(O)O ₂ → products	2.9×10 ⁻¹²	-(500±150)	1.5×10 ⁻¹¹	1.5
CH ₃ C(O)O ₂ + NO → products	5.3×10 ⁻¹²	-(360±150)	1.8×10 ⁻¹¹	1.4
FO_x Reactions				
O + FO → F + O ₂	2.7×10 ⁻¹¹	0±250	2.7×10 ⁻¹¹	3.0
O + FO ₂ → FO + O ₂	5.0×10 ⁻¹¹	0±250	5.0×10 ⁻¹¹	5.0
OH + CH ₃ F → CH ₂ F + H ₂ O (HFC-41)	3.0×10 ⁻¹²	1500±300	2.0×10 ⁻¹⁴	1.1
OH + CH ₂ F ₂ → CHF ₂ + H ₂ O (HFC-32)	1.9×10 ⁻¹²	1550±200	1.0×10 ⁻¹⁴	1.2
OH + CHF ₃ → CF ₃ + H ₂ O (HFC-23)	1.0×10 ⁻¹²	2440±200	2.8×10 ⁻¹⁶	1.3
OH + CF ₃ OH → CF ₃ O + H ₂ O			<2×10 ⁻¹⁷	
OH + CH ₃ CH ₂ F → products (HFC-161)	7.0×10 ⁻¹²	1100±300	1.7×10 ⁻¹³	1.4
OH + CH ₃ CHF ₂ → products (HFC-152a)	2.4×10 ⁻¹²	1260±200	3.5×10 ⁻¹⁴	1.2
OH + CH ₂ FCH ₂ F → CHFCH ₂ F (HFC-152) + H ₂ O	1.7×10 ⁻¹¹	1500±500	1.1×10 ⁻¹³	2.0
OH + CH ₃ CF ₃ → CH ₂ CF ₃ + H ₂ O (HFC-143a)	1.8×10 ⁻¹²	2170±150	1.2×10 ⁻¹⁵	1.1
OH + CH ₂ FCHF ₂ → products (HFC-143)	4.0×10 ⁻¹²	1650±300	1.6×10 ⁻¹⁴	1.5
OH + CH ₂ FCF ₃ → CHF ₂ CF ₃ + H ₂ O (HFC-134a)	1.5×10 ⁻¹²	1750±200	4.2×10 ⁻¹⁵	1.1
OH + CHF ₂ CHF ₂ → CF ₂ CHF ₂ (HFC-134) + H ₂ O	1.6×10 ⁻¹²	1680±300	5.7×10 ⁻¹⁵	2.0
OH + CHF ₂ CF ₃ → CF ₂ CF ₃ + H ₂ O (HFC-125)	5.6×10 ⁻¹³	1700±300	1.9×10 ⁻¹⁵	1.3
OH + CH ₃ OCHF ₂ → products (HFOC-152a)	6.0×10 ⁻¹²	1530±150	3.5×10 ⁻¹⁴	1.2
OH + CF ₃ OCH ₃ → CF ₃ OCH ₂ + H ₂ O (HFOC-143a)	1.5×10 ⁻¹²	1450±150	1.2×10 ⁻¹⁴	1.1
OH + CF ₂ HOCF ₂ H → CF ₂ OCHF ₂ H (HFOC-134) + H ₂ O	1.9×10 ⁻¹²	2000±150	2.3×10 ⁻¹⁵	1.2
OH + CF ₃ OCHF ₂ → CF ₃ OCHF ₂ + H ₂ O (HFOC-125)	4.7×10 ⁻¹³	2100±300	4.1×10 ⁻¹⁶	1.2

Reaction	A cm ³ molecule ⁻¹ s ⁻¹	E/R K	k (298 K) cm ³ molecule ⁻¹ s ⁻¹	f(298)
OH + CF ₃ CH ₂ CH ₃ → products (HFC-263fb)	—	—	4.2×10 ⁻¹⁴	1.5
OH + CH ₂ FCF ₂ CHF ₂ → products (HFC-245ca)	2.4×10 ⁻¹²	1660±150	9.1×10 ⁻¹⁵	1.3
OH + CHF ₂ CHFCHF ₂ → products (HFC-245ea)	—	—	1.6×10 ⁻¹⁴	2.0
OH + CF ₃ CHFCH ₂ F → products (HFC-245eb)	—	—	1.5×10 ⁻¹⁴	2.0
OH + CHF ₂ CH ₂ CF ₃ → products (HFC-245fa)	6.1×10 ⁻¹³	1330±150	7.0×10 ⁻¹⁵	1.2
OH + CF ₃ CF ₂ CH ₂ F → CF ₃ CF ₂ CHF (HFC-236cb) + H ₂ O	1.5×10 ⁻¹²	1750±500	4.2×10 ⁻¹⁵	2.0
OH + CF ₃ CHFCHF ₂ → products (HFC-236ea)	1.1×10 ⁻¹²	1590±150	5.3×10 ⁻¹⁵	1.1
OH + CF ₃ CH ₂ CF ₃ → CF ₃ CHCF ₃ (HFC-236fa) + H ₂ O	1.3×10 ⁻¹²	2480±150	3.2×10 ⁻¹⁶	1.1
OH + CF ₃ CHFCF ₃ → CF ₃ CF ₂ CF ₃ + H ₂ O (HFC-227ea)	5.0×10 ⁻¹³	1700±300	1.7×10 ⁻¹⁵	1.1
OH + CHF ₂ OCH ₂ CF ₃ → products (HFC-245fa)	2.6×10 ⁻¹²	1610±150	1.2×10 ⁻¹⁴	2.0
OH + CF ₃ CH ₂ CF ₂ CH ₃ → products (HFC-365mfc)	2.0×10 ⁻¹²	1750±200	5.7×10 ⁻¹⁵	1.3
OH + CF ₃ CH ₂ CH ₂ CF ₃ → products (HFC-356mff)	3.0×10 ⁻¹²	1800±300	7.1×10 ⁻¹⁵	1.3
OH + CF ₃ CF ₂ CH ₂ CH ₂ F → products (HFC-356mcf)	1.7×10 ⁻¹²	1110±200	4.2×10 ⁻¹⁴	2.0
OH + CHF ₂ CF ₂ CF ₂ CF ₂ H → products (HFC-338pcc)	7.8×10 ⁻¹³	1530±200	4.6×10 ⁻¹⁵	1.5
OH + CF ₃ CH ₂ CF ₂ CH ₂ CF ₃ → products (HFC-458mfcf)	1.2×10 ⁻¹²	1830±200	2.6×10 ⁻¹⁵	2.0
OH + CF ₃ CHFCHF ₂ CF ₃ → products (HFC-43-10mee)	5.2×10 ⁻¹³	1500±300	3.4×10 ⁻¹⁵	1.3
OH + CF ₃ CF ₂ CH ₂ CH ₂ CF ₂ CF ₃ → (HFC-55-10-mcff) products	—	—	8.3×10 ⁻¹⁵	1.5
F + O ₃ → FO + O ₂	2.2×10 ⁻¹¹	230±200	1.0×10 ⁻¹¹	1.5
F + H ₂ → HF + H	1.4×10 ⁻¹⁰	500±200	2.6×10 ⁻¹¹	1.2
F + H ₂ O → HF + OH	1.4×10 ⁻¹¹	0±200	1.4×10 ⁻¹¹	1.3
F + HNO ₃ → HF + NO ₃	6.0×10 ⁻¹²	-(400±200)	2.3×10 ⁻¹¹	1.3
F + CH ₄ → HF + CH ₃	1.6×10 ⁻¹⁰	260±200	6.7×10 ⁻¹¹	1.4
FO + O ₃ → products	—	—	<1 × 10 ⁻¹⁴	—
FO + NO → NO ₂ + F	8.2×10 ⁻¹²	-(300±200)	2.2×10 ⁻¹¹	1.5
FO + FO → 2 F + O ₂	1.0×10 ⁻¹¹	0±250	1.0×10 ⁻¹¹	1.5
FO ₂ + O ₃ → products	—	—	<3.4×10 ⁻¹⁶	—
FO ₂ + NO → FNO + O ₂	7.5×10 ⁻¹²	690±400	7.5×10 ⁻¹³	2.0
FO ₂ + NO ₂ → products	3.8×10 ⁻¹¹	2040±500	4.0×10 ⁻¹⁴	2.0
FO ₂ + CO → products	—	—	<5.1×10 ⁻¹⁶	—
FO ₂ + CH ₄ → products	—	—	<2×10 ⁻¹⁶	—
CF ₃ O + O ₂ → FO ₂ + CF ₂ O	<3 × 10 ⁻¹¹	5000	<1.5 × 10 ⁻¹⁸	—
CF ₃ O + O ₃ → CF ₃ O ₂ + O ₂	2 × 10 ⁻¹²	1400±600	1.8 × 10 ⁻¹⁴	1.3
CF ₃ O + H ₂ O → OH + CF ₃ OH	3 × 10 ⁻¹²	>3600	<2 × 10 ⁻¹⁷	—
CF ₃ O + NO → CF ₂ O + FNO	3.7 × 10 ⁻¹¹	-(110±70)	5.4 × 10 ⁻¹¹	1.2
CF ₃ O + NO ₂ → products	See reference	—	—	—
CF ₃ O + CO → products	—	—	<2 × 10 ⁻¹⁵	—
CF ₃ O + CH ₄ → CH ₃ + CF ₃ OH	2.6 × 10 ⁻¹²	1420±200	2.2 × 10 ⁻¹⁴	1.1
CF ₃ O + C ₂ H ₆ → C ₂ H ₅ + CF ₃ OH	4.9 × 10 ⁻¹²	400±100	1.3 × 10 ⁻¹²	1.2
CF ₃ O ₂ + O ₃ → CF ₃ O + 2O ₂	—	—	<3 × 10 ⁻¹⁵	—
CF ₃ O ₂ + CO → CF ₃ O + CO ₂	—	—	<5 × 10 ⁻¹⁶	—
CF ₃ O ₂ + NO → CF ₃ O + NO ₂	5.4 × 10 ⁻¹²	-(320±150)	1.6 × 10 ⁻¹¹	1.1
CIO_x Reactions				
O + ClO → Cl + O ₂	3.0×10 ⁻¹¹	-(70±70)	3.8×10 ⁻¹¹	1.2
O + OCIO → ClO + O ₂	2.4×10 ⁻¹²	960±300	1.0×10 ⁻¹³	2.0
O + Cl ₂ O → ClO + ClO	2.7×10 ⁻¹¹	530±150	4.5×10 ⁻¹²	1.3
O + HCl → OH + Cl	1.0×10 ⁻¹¹	3300±350	1.5×10 ⁻¹⁶	2.0
O + HOCl → OH + ClO	1.7×10 ⁻¹³	0±300	1.7×10 ⁻¹³	3.0
O + ClONO ₂ → products	2.9×10 ⁻¹²	800±200	2.0×10 ⁻¹³	1.5
O ₃ + OCIO → products	2.1×10 ⁻¹²	4700±1000	3.0×10 ⁻¹⁹	2.5
O ₃ + Cl ₂ O → products	—	—	<1.0×10 ⁻¹⁹	—
OH + Cl ₂ → HOCl + Cl	1.4×10 ⁻¹²	900±400	6.7×10 ⁻¹⁴	1.2
OH + ClO → products	1.1×10 ⁻¹¹	-(120±150)	1.7×10 ⁻¹¹	1.5
OH + OCIO → HOCl + O ₂	4.5×10 ⁻¹³	-(800±200)	6.8×10 ⁻¹²	2.0
OH + HCl → H ₂ O + Cl	2.6×10 ⁻¹²	350±100	8.0×10 ⁻¹³	1.2
OH + HOCl → H ₂ O + ClO	3.0×10 ⁻¹²	500±500	5.0×10 ⁻¹³	3.0
OH + ClONO ₂ → HOCl + NO ₂	2.4×10 ⁻¹²	1250±300	3.6×10 ⁻¹⁴	2.0
OH + ClONO ₂ → products	1.2×10 ⁻¹²	330±200	3.9×10 ⁻¹³	1.5

Reaction	A cm ³ molecule ⁻¹ s ⁻¹	E/R K	k (298 K) cm ³ molecule ⁻¹ s ⁻¹	f(298)
OH + CH ₃ Cl → CH ₂ Cl + H ₂ O	4.0×10 ⁻¹²	1400±250	3.6×10 ⁻¹⁴	1.2
OH + CH ₂ Cl ₂ → CHCl ₂ + H ₂ O	3.8×10 ⁻¹²	1050±150	1.1×10 ⁻¹³	1.4
OH + CHCl ₃ → CCl ₃ + H ₂ O	2.0×10 ⁻¹²	900±150	1.0×10 ⁻¹³	1.2
OH + CCl ₄ → products	~1.0×10 ⁻¹²	>2300	<5.0×10 ⁻¹⁶	–
OH + CFCl ₃ → products (CFC-11)	~1.0×10 ⁻¹²	>3700	<5.0×10 ⁻¹⁸	–
OH + CF ₂ Cl ₂ → products (CFC-12)	~1.0×10 ⁻¹²	>3600	<6.0×10 ⁻¹⁸	–
OH + CH ₂ CIF → CHCIF + H ₂ O (HCFC-31)	2.8×10 ⁻¹²	1270±200	3.9×10 ⁻¹⁴	1.2
OH + CHFCl ₂ → CFCl ₂ + H ₂ O (HCFC-21)	1.7×10 ⁻¹²	1250±150	2.6×10 ⁻¹⁴	1.2
OH + CHF ₂ Cl → CF ₂ Cl + H ₂ O (HCFC-22)	1.0×10 ⁻¹²	1600±150	4.7×10 ⁻¹⁵	1.1
OH + CH ₃ OCl → products	2.4×10 ⁻¹²	360±200	7.2×10 ⁻¹³	3.0
OH + CH ₃ CCl ₃ → CH ₂ CCl ₃ + H ₂ O (HCC-140)	1.8×10 ⁻¹²	1550±150	1.0×10 ⁻¹⁴	1.1
OH + C ₂ HCl ₃ → products	4.9×10 ⁻¹³	-(450±200)	2.2×10 ⁻¹²	1.25
OH + C ₂ Cl ₄ → products	9.4×10 ⁻¹²	1200±200	1.7×10 ⁻¹³	1.25
OH + CCl ₃ CHO → H ₂ O + CCl ₃ CO	8.2×10 ⁻¹²	600±300	1.1×10 ⁻¹²	1.5
OH + CH ₃ CFCl ₂ → CH ₂ CFCl ₂ + H ₂ O (HCFC-141b)	1.7×10 ⁻¹²	1700±150	5.7×10 ⁻¹⁵	1.2
OH + CH ₃ CF ₂ Cl → CH ₂ CF ₂ Cl + H ₂ O (HCFC-142b)	1.3×10 ⁻¹²	1800±150	3.1×10 ⁻¹⁵	1.2
OH + CH ₂ CICF ₂ Cl → CHClCF ₂ Cl (HCFC-132b) + H ₂ O	3.6×10 ⁻¹²	1600±400	1.7×10 ⁻¹⁴	2.0
OH + CHCl ₂ CF ₂ Cl → CCl ₂ CF ₂ Cl (HCFC-122) + H ₂ O	1.0×10 ⁻¹²	900±150	4.9×10 ⁻¹⁴	1.2
OH + CHFClCFCl ₂ → CFCICFCl ₂ (HCFC-122a) + H ₂ O	1.0×10 ⁻¹²	1250±150	1.5×10 ⁻¹⁴	1.1
OH + CH ₂ CICF ₃ → CHClCF ₃ + H ₂ O (HCFC-133a)	5.2×10 ⁻¹³	1100±300	1.3×10 ⁻¹⁴	1.3
OH + CHCl ₂ CF ₃ → CCl ₂ CF ₃ + H ₂ O (HCFC-123)	7.0×10 ⁻¹³	900±150	3.4×10 ⁻¹⁴	1.2
OH + CHFClCF ₂ Cl → CFCICF ₂ Cl (HCFC-123a) + H ₂ O	9.2×10 ⁻¹³	1280±150	1.3×10 ⁻¹⁴	1.2
OH + CHFClCF ₃ → CFCICF ₃ + H ₂ O (HCFC-124)	8.0×10 ⁻¹³	1350±150	8.6×10 ⁻¹⁵	1.2
OH + CH ₃ CF ₂ CFCl ₂ → products (HCFC-243cc)	7.7×10 ⁻¹³	1700±300	2.6×10 ⁻¹⁵	2.0
OH + CF ₃ CF ₂ CHCl ₂ → products (HCFC-225ca)	1.0×10 ⁻¹²	1100±200	2.5×10 ⁻¹⁴	1.3
OH + CF ₂ CICF ₂ CHCl → products (HCFC-225cb)	5.5×10 ⁻¹³	1250±200	8.3×10 ⁻¹⁵	1.3
HO ₂ + Cl → HCl + O ₂	1.8×10 ⁻¹¹	-(170±200)	3.2×10 ⁻¹¹	1.5
→ OH + ClO	4.1×10 ⁻¹¹	450±200	9.1×10 ⁻¹²	2.0
HO ₂ + ClO → HOCl + O ₂	4.8×10 ⁻¹³	-(700±)	5.0×10 ⁻¹²	1.4
H ₂ O + ClONO ₂ → products	–	–	<2.0×10 ⁻²¹	–
NO + OClO → NO ₂ + ClO	2.5×10 ⁻¹²	600±300	3.4×10 ⁻¹³	2.0
NO + Cl ₂ O ₂ → products	–	–	<2.0×10 ⁻¹⁴	–
NO ₃ + HCl → HNO ₃ + Cl	–	–	<5.0×10 ⁻¹⁷	–
HO ₂ NO ₂ + HCl → products	–	–	<1.0×10 ⁻²¹	–
Cl + O ₃ → ClO + O ₂	2.9×10 ⁻¹¹	260±100	1.2×10 ⁻¹¹	1.15
Cl + H ₂ → HCl + H	3.7×10 ⁻¹¹	2300±200	1.6×10 ⁻¹⁴	1.25
Cl + H ₂ O ₂ → HCl + HO ₂	1.1×10 ⁻¹¹	980±500	4.1×10 ⁻¹³	1.5
Cl + NO ₃ → ClO + NO ₂	2.4×10 ⁻¹¹	0±400	2.4×10 ⁻¹¹	1.5
Cl + N ₂ O → ClO + N ₂	See reference	–	–	–
Cl + HNO ₃ → products	–	–	<2.0×10 ⁻¹⁶	–
Cl + CH ₄ → HCl + CH ₃	1.1×10 ⁻¹¹	1400±150	1.0×10 ⁻¹³	1.1
Cl + CH ₃ D → products	–	–	7.4×10 ⁻¹⁴	2.0
Cl + H ₂ CO → HCl + HCO	8.1×10 ⁻¹¹	30±100	7.3×10 ⁻¹¹	1.15
Cl + CH ₃ O ₂ → products	–	–	1.6×10 ⁻¹⁰	1.5
Cl + CH ₃ OH → CH ₂ OH + HCl	5.4×10 ⁻¹¹	0±250	5.4×10 ⁻¹¹	1.5
Cl + C ₂ H ₆ → HCl + C ₂ H ₅	7.7×10 ⁻¹¹	90±90	5.7×10 ⁻¹¹	1.1
Cl + C ₂ H ₅ O ₂ → ClO + C ₂ H ₅ O	–	–	7.4×10 ⁻¹¹	2.0
→ HCl + C ₂ H ₄ O ₂	–	–	7.7×10 ⁻¹¹	2.0
Cl + CH ₃ CN → products	1.6×10 ⁻¹¹	2140±300	1.2×10 ⁻¹⁴	2.0
Cl + CH ₃ CO ₃ NO ₂ → products	–	–	<1×10 ⁻¹⁴	–
Cl + C ₃ H ₈ → HCl + C ₃ H ₇	1.2×10 ⁻¹⁰	-(40±250)	1.4×10 ⁻¹⁰	1.3
Cl + OClO → ClO + ClO	3.4×10 ⁻¹¹	-(160±200)	5.8×10 ⁻¹¹	1.25
Cl + ClOO → Cl ₂ + O ₂	2.3×10 ⁻¹⁰	0±250	2.3×10 ⁻¹⁰	3.0
→ ClO + ClO	1.2×10 ⁻¹¹	0±250	1.2×10 ⁻¹¹	3.0
Cl + Cl ₂ O → Cl ₂ + ClO	6.2×10 ⁻¹¹	-(130±130)	9.6×10 ⁻¹¹	1.2
Cl + Cl ₂ O ₂ → products	–	–	1.0×10 ⁻¹⁰	2.0
Cl + HOCl → products	2.5×10 ⁻¹²	130±250	1.6×10 ⁻¹²	1.5
Cl + ClNO → NO + Cl ₂	5.8×10 ⁻¹¹	-(100±200)	8.1×10 ⁻¹¹	1.5

Reaction	A cm ³ molecule ⁻¹ s ⁻¹	E/R K	k (298 K) cm ³ molecule ⁻¹ s ⁻¹	f(298)
Cl + ClONO ₂ → products	6.5×10 ⁻¹²	-(135±50)	1.0×10 ⁻¹¹	1.2
Cl + CH ₃ Cl → CH ₂ Cl + HCl	3.2×10 ⁻¹¹	1250±200	4.8×10 ⁻¹³	1.2
Cl + CH ₂ Cl ₂ → HCl + CHCl ₂	3.1×10 ⁻¹¹	1350±500	3.3×10 ⁻¹³	1.5
Cl + CHCl ₃ → HCl + CCl ₃	8.2×10 ⁻¹²	1325±300	9.6×10 ⁻¹⁴	1.3
Cl + CH ₃ F → HCl + CH ₂ F (HFC-41)	2.0×10 ⁻¹¹	1200±500	3.5×10 ⁻¹³	1.3
Cl + CH ₂ F ₂ → HCl + CHF ₂ (HFC-32)	1.2×10 ⁻¹¹	1630±500	5.0×10 ⁻¹⁴	1.5
Cl + CF ₃ H → HCl + CF ₃ (HFC-23)	—	—	3.0×10 ⁻¹⁸	5.0
Cl + CH ₂ FCl → HCl + CHFCl (HCFC-31)	1.2×10 ⁻¹¹	1390±500	1.1×10 ⁻¹³	2.0
Cl + CHFCl ₂ → HCl + CFCl ₂ (HCFC-21)	5.5×10 ⁻¹²	1675±200	2.0×10 ⁻¹⁴	1.3
Cl + CHF ₂ Cl → HCl + CF ₂ Cl (HCFC-22)	5.9×10 ⁻¹²	2430±200	1.7×10 ⁻¹⁵	1.3
Cl + CH ₃ CCl ₃ → CH ₂ CCl ₃ + HCl	2.8×10 ⁻¹²	1790±400	7.0×10 ⁻¹⁵	2.0
Cl + CH ₃ CH ₂ F → HCl + CH ₃ CHF (HFC-161)	1.8×10 ⁻¹¹	290±500	6.8×10 ⁻¹²	3.0
→ HCl + CH ₂ CH ₂ F	1.4×10 ⁻¹¹	880±500	7.3×10 ⁻¹³	3.0
Cl + CH ₃ CHF ₂ → HCl + CH ₃ CF ₂ (HFC-152a)	6.4×10 ⁻¹²	950±500	2.6×10 ⁻¹³	1.3
→ HCl + CH ₂ CHF ₂	7.2×10 ⁻¹²	2390±500	2.4×10 ⁻¹⁵	3.0
Cl + CH ₂ FCH ₂ F → HCl + CHFCH ₂ F (HFC-152)	2.6×10 ⁻¹¹	1060±500	7.5×10 ⁻¹³	3.0
Cl + CH ₃ CFCl ₂ → HCl + CH ₂ CFCl ₂ (HCFC-141b)	1.8×10 ⁻¹²	2000±300	2.2×10 ⁻¹⁵	1.2
Cl + CH ₃ CF ₂ Cl → HCl + CH ₂ CF ₂ Cl (HCFC-142b)	1.4×10 ⁻¹²	2420±500	4.2×10 ⁻¹⁶	1.2
Cl + CH ₃ CF ₃ → HCl + CH ₂ CF ₃ (HFC-143a)	1.2×10 ⁻¹¹	3880±500	2.6×10 ⁻¹⁷	5.0
Cl + CH ₂ FCHF ₂ → HCl + CH ₂ FCF ₂ (HFC-143)	5.5×10 ⁻¹²	1610±500	2.5×10 ⁻¹⁴	3.0
→ HCl + CHFCHF ₂	7.7×10 ⁻¹²	1720±500	2.4×10 ⁻¹⁴	3.0
Cl + CH ₂ ClCF ₃ → HCl + CHClCF ₃ (HCFC-133a)	1.8×10 ⁻¹²	1710±500	5.9×10 ⁻¹⁵	3.0
Cl + CH ₂ FCF ₃ → HCl + CHF ₂ CF ₃ (HFC-134a)	—	—	1.5×10 ⁻¹⁵	1.2
Cl + CHF ₂ CHF ₂ → HCl + CF ₂ CHF ₂ (HCF-134)	7.5×10 ⁻¹²	2430±500	2.2×10 ⁻¹⁵	1.5
Cl + CHCl ₂ CF ₃ → HCl + CCl ₂ CF ₃ (HCFC-123)	4.4×10 ⁻¹²	1750±500	1.2×10 ⁻¹⁴	1.3
Cl + CHFClCF ₃ → HCl + CFClCF ₃ (HCFC-124)	1.1×10 ⁻¹²	1800±500	2.7×10 ⁻¹⁵	1.3
Cl + CHF ₂ CF ₃ → HCl + CF ₂ CF ₃ (HFC-125)	—	—	2.4×10 ⁻¹⁶	1.3
ClO + O ₃ → ClOO + O ₂	—	—	<1.4×10 ⁻¹⁷	—
→ OClO + O ₂	1.0×10 ⁻¹²	>4000	<1.0×10 ⁻¹⁸	—
ClO + H ₂ → products	~1.0×10 ⁻¹²	>4800	<1.0×10 ⁻¹⁹	—
ClO + NO → NO ₂ + Cl	6.4×10 ⁻¹²	-(290±100)	1.7×10 ⁻¹¹	1.15
ClO + NO ₃ → ClOO + NO ₂	4.7×10 ⁻¹³	0±400	4.7×10 ⁻¹³	1.5
ClO + N ₂ O → products	~1.0×10 ⁻¹²	>4300	<6.0×10 ⁻¹⁹	—
ClO + CO → products	~1.0×10 ⁻¹²	>3700	<4.0×10 ⁻¹⁸	—
ClO + CH ₄ → products	~1.0×10 ⁻¹²	>3700	<4.0×10 ⁻¹⁸	—
ClO + H ₂ CO → products	~1.0×10 ⁻¹²	>2100	<1.0×10 ⁻¹⁵	—
ClO + CH ₃ O ₂ → products	3.3×10 ⁻¹²	115±115	2.2×10 ⁻¹²	1.5
ClO + ClO → Cl ₂ + O ₂	1.0×10 ⁻¹²	1590±300	4.8×10 ⁻¹⁵	1.5
→ ClOO + Cl	3.0×10 ⁻¹¹	2450±500	8.0×10 ⁻¹⁵	1.5
→ OClO + Cl	3.5×10 ⁻¹³	1370±300	3.5×10 ⁻¹⁵	1.5
HCl + ClONO ₂ → products	—	—	<1.0×10 ⁻²⁰	—
CH ₂ ClO + O ₂ → CHClO + HO ₂	—	—	6 × 10 ⁻¹⁴	5
CH ₂ ClO ₂ + HO ₂ → CH ₂ ClO ₂ H + O ₂	3.3 × 10 ⁻¹³	-(820±200)	5.2 × 10 ⁻¹²	1.5
CH ₂ ClO ₂ + NO → CH ₂ ClO + NO ₂	7 × 10 ⁻¹²	-(300±200)	1.9 × 10 ⁻¹¹	1.5
CCl ₃ O ₂ + NO → CCl ₂ O + NO ₂ + Cl	7.3 × 10 ⁻¹²	-(270±200)	1.8 × 10 ⁻¹¹	1.3
CCl ₂ FO ₂ + NO → CClFO + NO ₂ + Cl	4.5 × 10 ⁻¹²	-(350±200)	1.5 × 10 ⁻¹¹	1.3
CClF ₂ O ₂ + NO → CF ₂ O + NO ₂ + Cl	3.8 × 10 ⁻¹²	-(400±200)	1.5 × 10 ⁻¹¹	1.2
BrO_x Reactions				
O + BrO → Br + O ₂	1.9×10 ⁻¹¹	-(230±150)	4.1×10 ⁻¹¹	1.5
O + HBr → OH + Br	5.8×10 ⁻¹²	1500±200	3.8×10 ⁻¹⁴	1.3
O + HOBr → OH + BrO	1.2×10 ⁻¹⁰	430±300	2.8×10 ⁻¹¹	3.0
OH + Br ₂ → HOBr + Br	4.2×10 ⁻¹¹	0±600	4.2×10 ⁻¹¹	1.3
OH + BrO → products	—	—	7.5×10 ⁻¹¹	3.0
OH + HBr → H ₂ O + Br	1.1×10 ⁻¹¹	0±250	1.1×10 ⁻¹¹	1.2
OH + CH ₃ Br → CH ₂ Br + H ₂ O	4.0×10 ⁻¹²	1470±150	2.9×10 ⁻¹⁴	1.1
OH + CH ₂ Br ₂ → CHBr ₂ + H ₂ O	2.4×10 ⁻¹²	900±300	1.2×10 ⁻¹³	1.1
OH + CHBr ₃ → CBr ₃ + H ₂ O	1.6×10 ⁻¹²	710±200	1.5×10 ⁻¹³	2.0

Reaction	A cm ³ molecule ⁻¹ s ⁻¹	E/R K	k (298 K) cm ³ molecule ⁻¹ s ⁻¹	f(298)
OH + CHF ₂ Br → CF ₂ Br + H ₂ O	1.1×10 ⁻¹²	1400±200	1.0×10 ⁻¹⁴	1.1
OH + CH ₂ ClBr → CHClBr + H ₂ O	2.3×10 ⁻¹²	930±150	1.0×10 ⁻¹³	1.2
OH + CF ₂ ClBr → products	—	—	<1.5×10 ⁻¹⁶	—
OH + CF ₂ Br ₂ → products	—	—	<5.0×10 ⁻¹⁶	—
OH + CF ₃ Br → products	—	—	<1.2×10 ⁻¹⁶	—
OH + CH ₂ BrCF ₃ → CHBrCF ₃ + H ₂ O	1.4×10 ⁻¹²	1340±200	1.6×10 ⁻¹⁴	1.3
OH + CHFBrCF ₃ → CFBrCF ₃	7.2×10 ⁻¹³	1110±150	1.8×10 ⁻¹⁴	1.5
OH + CHClBrCF ₃ → CClBrCF ₃ + H ₂ O	1.3×10 ⁻¹²	995±150	4.5×10 ⁻¹⁴	1.5
OH + CF ₂ BrCH ₂ FCl → CF ₂ BrCFCl + H ₂ O	9.3×10 ⁻¹³	1250±150	1.4×10 ⁻¹⁴	1.5
OH + CF ₂ BrCF ₂ Br → products	—	—	<1.5×10 ⁻¹⁶	—
HO ₂ + Br → HBr + O ₂	1.5×10 ⁻¹¹	600±600	2.0×10 ⁻¹²	2.0
HO ₂ + BrO → products	3.4×10 ⁻¹²	-(540±200)	2.1×10 ⁻¹¹	1.5
NO ₃ + HBr → HNO ₃ + Br	—	—	<1.0×10 ⁻¹⁶	—
Cl + CH ₂ ClBr → HCl + CHClBr	4.3×10 ⁻¹¹	1370±500	4.3×10 ⁻¹³	3.0
Cl + CH ₃ Br → HCl + CH ₂ Br	1.5×10 ⁻¹¹	1060±100	4.3×10 ⁻¹³	1.2
Cl + CH ₂ Br ₂ → HCl + CHBr ₂	6.4×10 ⁻¹²	810±100	4.2×10 ⁻¹³	1.2
Br + O ₃ → BrO + O ₂	1.7×10 ⁻¹¹	800±200	1.2×10 ⁻¹²	1.2
Br + H ₂ O ₂ → HBr + HO ₂	1.0×10 ⁻¹¹	>3000	<5.0×10 ⁻¹⁶	—
Br + NO ₃ → BrO + NO ₂	—	—	1.6×10 ⁻¹¹	2.0
Br + H ₂ CO → HBr + HCO	1.7×10 ⁻¹¹	800±200	1.1×10 ⁻¹²	1.3
Br + OClO → BrO + ClO	2.6×10 ⁻¹¹	1300±300	3.4×10 ⁻¹³	2.0
Br + Cl ₂ O → BrCl + ClO	2.1×10 ⁻¹¹	470±150	4.3×10 ⁻¹²	1.3
Br + Cl ₂ O ₂ → products	—	—	3.0×10 ⁻¹²	2.0
BrO + O ₃ → products	~1.0×10 ⁻¹²	>3200	<2.0×10 ⁻¹⁷	—
BrO + NO → NO ₂ + Br	8.8×10 ⁻¹²	-(260±130)	2.1×10 ⁻¹¹	1.15
BrO + NO ₃ → products	—	—	1.0×10 ⁻¹²	3.0
BrO + ClO → Br + OClO	1.6×10 ⁻¹²	-(430±200)	6.8×10 ⁻¹²	1.25
→ Br + ClOO	2.9×10 ⁻¹²	-(220±200)	6.1×10 ⁻¹²	1.25
→ BrCl + O ₂	5.8×10 ⁻¹³	-(170±200)	1.0×10 ⁻¹²	1.25
BrO + BrO → products	1.5×10 ⁻¹²	-(230±150)	3.2×10 ⁻¹²	1.15
CH ₂ BrO ₂ + NO → CH ₂ O + NO ₂ + Br	4×10 ⁻¹²	-(300±200)	1.1 × 10 ⁻¹¹	1.5
IO_x Reactions				
O + I ₂ → IO + I	1.4×10 ⁻¹⁰	0±250	1.4×10 ⁻¹⁰	1.4
O + IO → O ₂ + I	—	—	1.2×10 ⁻¹⁰	2.0
OH + I ₂ → HOI + I	—	—	1.8×10 ⁻¹⁰	2.0
OH + HI → H ₂ O + I	—	—	3.0×10 ⁻¹¹	2.0
OH + CH ₃ I → H ₂ O + CH ₂ I	3.1×10 ⁻¹²	1120±500	7.2×10 ⁻¹⁴	3.0
OH + CF ₃ I → HOI + CF ₃	—	—	3.1×10 ⁻¹⁴	5.0
HO ₂ + I → HI + O ₂	1.5×10 ⁻¹¹	1090±500	3.8×10 ⁻¹³	2.0
HO ₂ + IO → HOI + O ₂	—	—	8.4×10 ⁻¹¹	1.5
NO ₃ + HI → HNO ₃ + I	See reference	—	—	—
I + O ₃ → IO + O ₂	2.3×10 ⁻¹¹	870±200	1.2×10 ⁻¹²	1.2
I + BrO → IO + Br	—	—	1.2×10 ⁻¹¹	2.0
IO + NO → I + NO ₂	9.1×10 ⁻¹²	-(240±150)	2.0×10 ⁻¹¹	1.2
IO + ClO → products	5.1×10 ⁻¹²	-(280±200)	1.3×10 ⁻¹¹	2.0
IO + BrO → products	—	—	6.9×10 ⁻¹¹	1.5
IO + IO → products	1.5×10 ⁻¹¹	-(500±500)	8.0×10 ⁻¹¹	1.5
INO + INO → I ₂ + 2NO	8.4×10 ⁻¹¹	2620±600	1.3×10 ⁻¹⁴	2.5
INO ₂ + INO ₂ → I ₂ + 2NO ₂	2.9×10 ⁻¹¹	2600±1000	4.7×10 ⁻¹⁵	3.0
SO_x Reactions				
O + SH → SO + H	—	—	1.6×10 ⁻¹⁰	5.0
O + CS → CO + S	2.7×10 ⁻¹⁰	760±250	2.1×10 ⁻¹¹	1.1
O + H ₂ S → OH + SH	9.2×10 ⁻¹²	1800±550	2.2×10 ⁻¹⁴	1.7
O + OCS → CO + SO	2.1×10 ⁻¹¹	2200±150	1.3×10 ⁻¹⁴	1.2
O + CS ₂ → CS + SO	3.2×10 ⁻¹¹	650±150	3.6×10 ⁻¹²	1.2
O + CH ₃ SCH ₃ → CH ₃ SO + CH ₃	1.3×10 ⁻¹¹	-(410±100)	5.0×10 ⁻¹¹	1.1
O + CH ₃ SSCH ₃ → CH ₃ SO + CH ₃ S	5.5×10 ⁻¹¹	-(250±100)	1.3×10 ⁻¹⁰	1.3

Reaction	A cm ³ molecule ⁻¹ s ⁻¹	E/R K	k (298 K) cm ³ molecule ⁻¹ s ⁻¹	f(298)
O ₃ + H ₂ S → products	–	–	<2.0×10 ⁻²⁰	–
O ₃ + CH ₃ SCH ₃ → products	–	–	<1.0×10 ⁻¹⁸	–
O ₃ + SO ₂ → SO ₃ + O ₂	3.0×10 ⁻¹²	>7000	<2.0×10 ⁻²²	–
OH + H ₂ S → SH + H ₂ O	6.0×10 ⁻¹²	75±75	4.7×10 ⁻¹²	1.2
OH + OCS → products	1.1×10 ⁻¹³	1200±500	1.9×10 ⁻¹⁵	2.0
OH + CS ₂ → products	See reference	–	–	–
OH + CH ₃ SH → CH ₃ S + H ₂ O	9.9×10 ⁻¹²	–(360±100)	3.3×10 ⁻¹¹	1.2
OH + CH ₃ SCH ₃ → H ₂ O + CH ₂ SCH ₃	1.2×10 ⁻¹¹	260±100	5.0×10 ⁻¹²	1.15
OH + CH ₃ SSCH ₃ → products	6.0×10 ⁻¹¹	–(400±200)	2.3×10 ⁻¹⁰	1.2
OH + S → H + SO	–	–	6.6×10 ⁻¹¹	3.0
OH + SO → H + SO ₂	–	–	8.6×10 ⁻¹¹	2.0
HO ₂ + H ₂ S → products	–	–	<3.0×10 ⁻¹⁵	–
HO ₂ + CH ₃ SH → products	–	–	<4.0×10 ⁻¹⁵	–
HO ₂ + CH ₃ SCH ₃ → products	–	–	<5.0×10 ⁻¹⁵	–
HO ₂ + SO ₂ → products	–	–	<1.0×10 ⁻¹⁸	–
NO ₂ + SO ₂ → products	–	–	<2.0×10 ⁻²⁶	–
NO ₃ + H ₂ S → products	–	–	<8.0×10 ⁻¹⁶	–
NO ₃ + OCS → products	–	–	<1.0×10 ⁻¹⁶	–
NO ₃ + CS ₂ → products	–	–	<4.0×10 ⁻¹⁶	–
NO ₃ + CH ₃ SH → products	4.4×10 ⁻¹³	–(210±210)	8.9×10 ⁻¹³	1.25
NO ₃ + CH ₃ SCH ₃ → CH ₃ SCH ₂ + HNO ₃	1.9×10 ⁻¹³	–(500±200)	1.0×10 ⁻¹²	1.2
NO ₃ + CH ₃ SSCH ₃ → products	1.3×10 ⁻¹²	270±270	5.3×10 ⁻¹³	1.4
NO ₃ + SO ₂ → products	–	–	<7.0×10 ⁻²¹	–
N ₂ O ₅ + CH ₃ SCH ₃ → products	–	–	<1.0×10 ⁻¹⁷	–
CH ₃ O ₂ + SO ₂ → products	–	–	<5.0×10 ⁻¹⁷	–
F + CH ₃ SCH ₃ → products	–	–	2.4.×10 ⁻¹⁰	2.0
Cl + H ₂ S → HCl + SH	3.7×10 ⁻¹¹	–(210±100)	7.4×10 ⁻¹¹	1.25
Cl + OCS → products	–	–	<1.0×10 ⁻¹⁶	–
Cl + CS ₂ → products	–	–	<4.0×10 ⁻¹⁵	–
Cl + CH ₃ SH → CH ₃ S + HCl	1.2×10 ⁻¹⁰	–(150±50)	2.0×10 ⁻¹⁰	1.25
Cl + CH ₃ SCH ₃ → products	See reference	–	–	–
ClO + OCS → products	–	–	<2.0×10 ⁻¹⁶	–
ClO + CH ₃ SCH ₃ → products	–	–	9.5×10 ⁻¹⁵	2.0
ClO + SO → Cl + SO ₂	2.8×10 ⁻¹¹	0±50	2.8×10 ⁻¹¹	1.3
ClO + SO ₂ → Cl + SO ₃	–	–	<4.0×10 ⁻¹⁸	–
Br + H ₂ S → HBr + SH	1.4×10 ⁻¹¹	2750±300	1.4×10 ⁻¹⁵	2.0
Br + CH ₃ SH → CH ₃ S + HBr	9.2×10 ⁻¹²	390±100	2.5×10 ⁻¹²	2.0
Br + CH ₃ SCH ₃ → products	See reference	–	–	–
BrO + CH ₃ SCH ₃ → products	1.5×10 ⁻¹⁴	–(850±200)	2.6×10 ⁻¹³	1.3
BrO + SO → Br + SO ₂	–	–	5.7×10 ⁻¹¹	1.4
IO + CH ₃ SH → products	–	–	6.6×10 ⁻¹⁶	2.0
IO + CH ₃ SCH ₃ → products	–	–	1.2×10 ⁻¹⁴	1.5
S + O ₂ → SO + O	2.3×10 ⁻¹²	0±200	2.3×10 ⁻¹²	1.2
S + O ₃ → SO + O ₂	–	–	1.2×10 ⁻¹¹	2.0
SO + O ₂ → SO ₂ + O	2.6×10 ⁻¹³	2400±500	8.4×10 ⁻¹⁷	2.0
SO + O ₃ → SO ₂ + O ₂	3.6×10 ⁻¹²	1100±200	9.0×10 ⁻¹⁴	1.2
SO + NO ₂ → SO ₂ + NO	1.4×10 ⁻¹¹	0±50	1.4×10 ⁻¹¹	1.2
SO + OClO → SO ₂ + ClO	–	–	1.9×10 ⁻¹²	3.0
SO ₃ + H ₂ O → products	See reference	–	–	–
SO ₃ + NO ₂ → products	–	–	1.0×10 ⁻¹⁹	10.0
SH + O ₂ → OH + SO	–	–	<4.0×10 ⁻¹⁹	–
SH + O ₃ → HSO + O ₂	9.0×10 ⁻¹²	280±200	3.5×10 ⁻¹²	1.3
SH + H ₂ O ₂ → products	–	–	<5.0×10 ⁻¹⁵	–
SH + NO ₂ → HSO + NO	2.9×10 ⁻¹¹	–(240±50)	6.5×10 ⁻¹¹	1.2
SH + Cl ₂ → ClSH + Cl	1.7×10 ⁻¹¹	690±200	1.7×10 ⁻¹²	2.0
SH + BrCl → products	2.3×10 ⁻¹¹	–(350±200)	7.4×10 ⁻¹¹	2.0
SH + Br ₂ → BrSH + Br	6.0×10 ⁻¹¹	–(160±160)	1.0×10 ⁻¹⁰	2.0
SH + F ₂ → FSH + F	4.3×10 ⁻¹¹	1390±200	4.0×10 ⁻¹³	2.0

Reaction	A cm ³ molecule ⁻¹ s ⁻¹	E/R K	k (298 K) cm ³ molecule ⁻¹ s ⁻¹	f(298)
HSO + O ₂ → products			<2.0×10 ⁻¹⁷	–
HSO + O ₃ → products			1.0×10 ⁻¹³	1.3
HSO + NO → products			<1.0×10 ⁻¹⁵	–
HSO + NO ₂ → HSO ₂ + NO			9.6×10 ⁻¹²	2.0
HSO ₂ + O ₂ → HO ₂ + SO ₂			3.0×10 ⁻¹³	3.0
HOSO ₂ + O ₂ → HO ₂ + SO ₃	1.3×10 ⁻¹²	330±200	4.4×10 ⁻¹³	1.2
CS + O ₂ → OCS + O			2.9×10 ⁻¹⁹	2.0
CS + O ₃ → OCS + O ₂			3.0×10 ⁻¹⁶	3.0
CS + NO ₂ → OCS + NO			7.6×10 ⁻¹⁷	3.0
CH ₃ S + O ₂ → products			<3.0×10 ⁻¹⁸	–
CH ₃ S + O ₃ → products	2.0×10 ⁻¹²	–(290±100)	5.3×10 ⁻¹²	1.15
CH ₃ S + NO → products			<1.0×10 ⁻¹³	–
CH ₃ S + NO ₂ → CH ₃ SO + NO	2.1×10 ⁻¹¹	–(320±100)	6.1×10 ⁻¹¹	1.15
CH ₂ SH + O ₂ → products			6.5×10 ⁻¹²	2.0
CH ₂ SH + O ₃ → products			3.5×10 ⁻¹¹	2.0
CH ₂ SH + NO → products			1.9×10 ⁻¹¹	2.0
CH ₂ SH + NO ₂ → products			5.2×10 ⁻¹¹	2.0
CH ₃ SO + O ₃ → products			6.0×10 ⁻¹³	1.5
CH ₃ SO + NO ₂ → CH ₃ SO ₂ + NO			1.2×10 ⁻¹¹	1.4
CH ₃ SOO + O ₃ → products			<8.0×10 ⁻¹³	–
CH ₃ SOO + NO → products	1.1×10 ⁻¹¹	0±100	1.1×10 ⁻¹¹	2.0
CH ₃ SO ₂ + NO ₂ → products	2.2×10 ⁻¹¹	0±100	2.2×10 ⁻¹¹	2.0
CH ₃ SCH ₂ + NO ₃ → products			3.0 × 10 ⁻¹⁰	2.0
CH ₃ SCH ₂ O ₂ + NO → CH ₃ SCH ₂ O + NO ₂			1.9 × 10 ⁻¹¹	2.0
CH ₃ SS + O ₃ → products			4.6×10 ⁻¹³	2.0
CH ₃ SS + NO ₂ → products			1.8×10 ⁻¹¹	2.0
CH ₃ SSO + NO ₂ → products			4.5×10 ⁻¹²	2.0
Metal Reactions				
Na + O ₃ → NaO + O ₂	1.0×10 ⁻⁹	95±50	7.3×10 ⁻¹⁰	1.2
→ NaO ₂ + O	–	–	<4.0×10 ⁻¹¹	–
Na + N ₂ O → NaO + N ₂	2.8×10 ⁻¹⁰	1600±400	1.3×10 ⁻¹²	1.2
Na + Cl ₂ → NaCl + Cl	7.3×10 ⁻¹⁰	0±200	7.3×10 ⁻¹⁰	1.3
NaO + O → Na + O ₂	3.7×10 ⁻¹⁰	0±400	3.7×10 ⁻¹⁰	3.0
NaO + O ₃ → NaO ₂ + O ₂	1.1×10 ⁻⁹	570±300	1.6×10 ⁻¹⁰	1.5
→ Na + 2O ₂	6.0×10 ⁻¹¹	0±800	6.0×10 ⁻¹¹	3.0
NaO + H ₂ → NaOH + H	2.6×10 ⁻¹¹	0±600	2.6×10 ⁻¹¹	2.0
NaO + H ₂ O → NaOH + OH	2.2×10 ⁻¹⁰	0±400	2.2×10 ⁻¹⁰	2.0
NaO + NO → Na + NO ₂	1.5×10 ⁻¹⁰	0±400	1.5×10 ⁻¹⁰	4.0
NaO + HCl → products	2.8×10 ⁻¹⁰	0±400	2.8×10 ⁻¹⁰	3.0
NaO ₂ + O → NaO + O ₂	2.2×10 ⁻¹¹	0±600	2.2×10 ⁻¹¹	5.0
NaO ₂ + NO → NaO + NO ₂	–	–	<10 ⁻¹⁴	–
NaO ₂ + HCl → products	2.3×10 ⁻¹⁰	0±400	2.3×10 ⁻¹⁰	3.0
NaOH + HCl → NaCl + H ₂ O	2.8×10 ⁻¹⁰	0±400	2.8×10 ⁻¹⁰	3.0

TABLE 2. Rate Constants for Association Reactions

The values quoted are suitable for air as the third body, M. The integer in parentheses is the power of ten.

Reaction	Low pressure limit		High pressure limit	
	$k_a(T) = k_a(300) (T/300)^{-n} \text{ cm}^6 \text{ molecule}^{-2} \text{ s}^{-1}$	n	$k_{\infty}(T) = k_{\infty}(300) (T/300)^{-m} \text{ cm}^3 \text{ molecule}^{-1} \text{ s}^{-1}$	m
<i>O_x Reactions</i>				
O + O ₂ → O ₃	(6.0±0.5) (–34)	2.3±0.5	–	–
<i>O(¹D) Reactions</i>				
O(¹ D) + N ₂ → N ₂ O	(3.5±3.0) (–37)	0.6	–	–

Reaction	Low pressure limit		High pressure limit	
	$k_0(T) = k_0(300) (T/300)^{-n} \text{ cm}^6 \text{ molecule}^{-2} \text{ s}^{-1}$	n	$k_\infty(T) = k_\infty(300) (T/300)^{-m} \text{ cm}^3 \text{ molecule}^{-1} \text{ s}^{-1}$	m
	$k_0(300)$		$k_\infty(300)$	
<i>HO_x Reactions</i>				
H + O ₂ → HO ₂	(5.7±0.5) (-32)	1.6±0.5	(7.5±4.0) (-11)	0±1.0
OH + OH → H ₂ O ₂	(6.2±1.2) (-31)	1.0	(2.6±1.0) (-11)	0±0.5
<i>NO_x Reactions</i>				
O + NO → NO ₂	(9.0±2.0) (-32)	1.5±0.3	(3.0±1.0) (-11)	0±1.0
O + NO ₂ → NO ₃	(9.0±1.0) (-32)	2.0±1.0	(2.2±0.3) (-11)	0±1.0
OH + NO → HONO	(7.0±1.0) (-31)	2.6±0.3	(3.6±1.0) (-11)	0.1±0.5
OH + NO ₂ → HNO ₃	(2.5±0.1) (-30)	4.4±0.3	(1.6±0.2) (-11)	1.7±0.2
HO ₂ + NO ₂ → HO ₂ NO ₂	(1.8±0.3) (-31)	3.2±0.4	(4.7±1.0) (-12)	1.4±1.4
NO ₂ + NO ₃ → N ₂ O ₅	(2.2±0.5) (-30)	3.9±1.0	(1.5±0.8) (-12)	0.7±0.4
NO ₃ → NO + O ₂	See reference			
<i>Hydrocarbon Reactions</i>				
CH ₃ + O ₂ → CH ₃ O ₂	(4.5±1.5) (-31)	3.0±1.0	(1.8±0.2) (-12)	1.7±1.7
C ₂ H ₅ + O ₂ → C ₂ H ₅ O ₂	(1.5±1.0) (-28)	3.0±1.0	(8.0±1.0) (-12)	0±1.0
OH + C ₂ H ₂ → HOCHCH	(5.5±2.0) (-30)	0.0±0.2	(8.3±1.0) (-13)	-2
OH + C ₂ H ₄ → HOCH ₂ CH ₂	(1.0±0.6) (-28)	0.8±2.0	(8.8±0.9) (-12)	0
CH ₃ O + NO → CH ₃ ONO	(1.4±0.5) (-29)	3.8±1.0	(3.6±1.6) (-11)	0.6±1.0
CH ₃ O + NO ₂ → CH ₃ ONO ₂	(1.1±0.4) (-28)	4.0±2.0	(1.6±0.5) (-11)	1.0±1.0
C ₂ H ₅ O + NO → C ₂ H ₅ ONO	(2.8±1.0) (-27)	4.0±2.0	(5.0±1.0) (-11)	1.0±1.0
C ₂ H ₅ O + NO ₂ → C ₂ H ₅ ONO ₂	(2.0±1.0) (-27)	4.0±2.0	(2.8±0.4) (-11)	1.0±1.0
CH ₃ O ₂ + NO ₂ → CH ₃ O ₂ NO ₂	(1.5±0.8) (-30)	4.0±2.0	(6.5±3.2) (-12)	2.0±2.0
CH ₃ C(O)O ₂ + NO ₂ → CH ₃ C(O)O ₂ NO ₂	(9.7±3.8) (-29)	5.6±2.8	(9.3±0.4) (-12)	1.5±0.3
<i>FO_x Reactions</i>				
F + O ₂ → FO ₂	(4.4±0.4) (-33)	1.2±0.5	-	-
F + NO → FNO	(1.8±0.3) (-31)	1.0±1.0	(2.8±1.4) (-10)	0.0±1.0
F + NO ₂ → FNO ₂	(6.3±3.0) (-32)	2.0±2.0	(2.6±1.3) (-10)	0.0±1.0
FO + NO ₂ → FONO ₂	(2.6±2.0) (-31)	1.3±1.3	(2.0±1.0) (-11)	1.5±1.5
CF ₃ + O ₂ → CF ₃ O ₂	(3.0±0.3) (-29)	4.0±2.0	(4.0±1.0) (-12)	1.0±1.0
CF ₃ O + NO ₂ → CF ₃ ONO ₂	See reference			
CF ₃ O ₂ + NO ₂ CF ₃ O ₂ NO ₂	(2.2±0.5) (-29)	5.0±1.0	(6.0±1.0) (-12)	2.5±1.0
CF ₃ O + CO → CF ₃ OCO	(2.5±0.2) (-31)	-	(6.8±0.4) (-14)	-1.2
CF ₃ O → CF ₂ O + F	See reference			
<i>ClO_x Reactions</i>				
Cl + O ₂ → ClOO	(2.7±1.0) (-33)	1.5±0.5	-	-
Cl + NO → ClNO	(9.0±2.0) (-32)	1.6±0.5	-	-
Cl + NO ₂ → ClONO	(1.3±0.2) (-30)	2.0±1.0	(1.0±0.5) (-10)	1.0±1.0
ClONO ₂	(1.8±0.3) (-31)	2.0±1.0	(1.0±0.5) (-10)	1.0±1.0
Cl + CO → ClCO	(1.3±0.5) (-33)	3.8±0.5	-	-
Cl + C ₂ H ₂ → ClC ₂ H ₂	((5.9±1.0) (-30)	2.1±1.0	(2.1±0.4) (-10)	1.0±0.5
Cl + C ₂ H ₄ → ClC ₂ H ₄	(1.6±1) (-29)	3.3±1.0	(3.1±2) (-10)	1.0±0.5
Cl + C ₂ Cl ₄ → C ₂ Cl ₅	(1.4±0.6) (-28)	8.5±1.0	(4.0±1.0) (-11)	1.2±0.5
ClO + NO ₂ → ClONO ₂	(1.8±0.3) (-31)	3.4±1.0	(1.5±0.7) (-11)	1.9±1.9
ClO + NO ₃ → O ₂ ClONO ₂	See reference			
ClO + ClO → Cl ₂ O ₂	(2.2±0.4) (-32)	3.1±0.5	(3.5±2) (-12)	1.0±1.0
ClO + OClO → Cl ₂ O ₃	(6.2±1.0) (-32)	4.7±0.6	(2.4±1.2) (-11)	0±1.0
OCIO + O → ClO ₃	(1.9±0.5) (-31)	1.1±1.0	(3.1±0.8) (-11)	0±1.0
CH ₂ Cl + O ₂ → CH ₂ ClO ₂	(1.9±0.1) (-30)	3.2±0.2	(2.9±0.2) (-12)	1.2±0.6
CHCl ₂ + O ₂ → CHCl ₂ O ₂	(1.3±0.1) (-30)	4.0±0.2	(2.8±0.2) (-12)	1.4±0.6
CCl ₃ + O ₂ → CCl ₃ O ₂	(6.9±0.2) (-31)	6.4±0.3	(2.4±0.2) (-12)	2.1±0.6
CFCl ₂ + O ₂ → CFCl ₂ O ₂	(5.0±0.8) (-30)	4.0±2.0	(6.0±1.0) (-12)	1.0±1.0
CF ₂ Cl + O ₂ → CF ₂ ClO ₂	(3.0±1.5) (-30)	4.0±2.0	(3±2) (-12)	1.0±1.0
CCl ₃ O ₂ + NO ₂ → CCl ₃ O ₂ NO ₂	(5.0±1.0) (-29)	5.0±1.0	(6.0±1.0) (-12)	2.5±1.0
CFCl ₂ O ₂ + NO ₂ → CFCl ₂ O ₂ NO ₂	(3.5±0.5) (-29)	5.0±1.0	(6.0±1.0) (-12)	2.5±1.0
CF ₂ ClO ₂ + NO ₂ → CF ₂ ClO ₂ NO ₂	(3.3±0.7) (-29)	6.7±1.3	(4.1±1.9) (-12)	2.8±0.7

Reaction	Low pressure limit		High pressure limit	
	$k_0(T) = k_0(300) (T/300)^{-n} \text{ cm}^6 \text{ molecule}^{-2} \text{ s}^{-1}$	n	$k_\infty(T) = k_\infty(300) (T/300)^{-m} \text{ cm}^3 \text{ molecule}^{-1} \text{ s}^{-1}$	m
	$k_0(300)$		$k_\infty(300)$	
<i>BrO₃ Reactions</i>				
Br + NO ₂ → BrNO ₂	(4.2±0.8) (-31)	2.4±0.5	(2.7±0.5) (-11)	0±1.0
BrO + NO ₂ → BrONO ₂	(5.2±0.6) (-31)	3.2±0.8	(6.9±1.0) (-12)	2.9±1.0
<i>IO_x Reactions</i>				
I + NO → INO	(1.8±0.5) (-32)	1.0±0.5	(1.7±1.0) (-11)	0±1.0
I + NO ₂ → INO ₂	(3.0±1.5) (-31)	1.0±1.0	(6.6±5.0) (-11)	0±1.0
IO + NO ₂ → IONO ₂	(5.9±2.0) (-31)	3.5±1.0	(9.0±1.0) (-12)	1.5±1.0
<i>SO_x Reactions</i>				
HS + NO → HSNO	(2.4±0.4) (-31)	3.0±1.0	(2.7±0.5) (-11)	0
CH ₃ S + NO → CH ₃ SNO	(3.2±0.4) (-29)	4.0±1.0	(3.9±0.6) (-11)	2.7±1.0
O + SO ₂ → SO ₃	(1.3±)(-33)	-3.6±0.7		
OH + SO ₂ → HOSO ₂	(3.0±1.0) (-31)	3.3±1.5	(1.5±0.5) (-12)	0
CH ₃ SCH ₂ + O ₂ → CH ₃ SCH ₂ O ₂	See reference			
SO ₃ + NH ₃ → H ₃ NSO ₃	(3.9±0.8) (-30)	3.0±3.0	(4.7±1.3) (-11)	0±1.0
<i>Metal Reactions</i>				
Na + O ₂ → NaO ₂	(3.2±0.3) (-30)	1.4±0.3	(6.0±2.0) (-10)	0±1.0
NaO + O ₂ → NaO ₃	(3.5±0.7) (-30)	2.0±2.0	(5.7±3.0) (-10)	0±1.0
NaO + CO ₂ → NaCO ₃	(8.7±2.6) (-28)	2.0±2.0	(6.5±3.0) (-10)	0±1.0
NaOH + CO ₂ → NaHCO ₃	(1.3±0.3) (-28)	2.0±2.0	(6.8±4.0) (-10)	0±1.0

TABLE 3. Equilibrium Constants

$$K(T)/\text{cm}^3 \text{ molecule}^{-1} = A \exp(B/T) \quad [200 < T/K < 300]$$

Reaction	$A/\text{cm}^3 \text{ molecule}^{-1}$	B/K	$K(298 \text{ K})$	$f(298 \text{ K})$
HO ₂ + NO ₂ → HO ₂ NO ₂	2.1x10 ⁻²⁷	10900±1000	1.6x10 ⁻¹¹	5
NO + NO ₂ → N ₂ O ₃	3.3x10 ⁻²⁷	4667±100	2.1x10 ⁻²⁰	2
NO ₂ + NO ₂ → N ₂ O ₄	5.2x10 ⁻²⁹	6643±250	2.5x10 ⁻¹⁹	2
NO ₂ + NO ₃ → N ₂ O ₅	2.7x10 ⁻²⁷	11000±500	2.9x10 ⁻¹¹	1.3
CH ₃ O ₂ + NO ₂ → CH ₃ O ₂ NO ₂	1.3x10 ⁻²⁸	11200±1000	2.7x10 ⁻¹²	2
CH ₃ C(O)O ₂ + NO ₂ → CH ₃ C(O)O ₂ NO ₂	9.0x10 ⁻²⁹	14000±200	2.3x10 ⁻⁸	2
F + O ₂ → FOO	3.2x10 ⁻²⁵	6100±1200	2.5x10 ⁻¹⁶	1.0
Cl + O ₂ → ClOO	5.7x10 ⁻²⁵	2500±750	2.5x10 ⁻²¹	2
Cl + CO → ClCO	1.6x10 ⁻²⁵	4000±500	1.1x10 ⁻¹⁹	5
ClO + O ₂ → ClOO ₂	2.9x10 ⁻²⁶	<3700	<7.2x10 ⁻²¹	-
ClO + ClO → Cl ₂ O ₂	1.3x10 ⁻²⁷	8744±850	7.2x10 ⁻¹⁵	1.5
ClO + OClO → Cl ₂ O ₃	1.1x10 ⁻²⁴	5455±300	9.8x10 ⁻¹⁷	3
OClO + NO ₃ → O ₂ ClONO ₂	1x10 ⁻²⁸	9300±1000	3.6x10 ⁻¹⁵	5
OH + CS ₂ → CS ₂ OH	4.5x10 ⁻²⁵	5140±500	1.4x10 ⁻¹⁷	1.4
CH ₃ S + O ₂ → CH ₃ SO ₂	1.8x10 ⁻²⁷	5545±300	2.2x10 ⁻¹⁹	1.4

KINETIC DATA FOR COMBUSTION MODELLING

D. L. Baulch, C. J. Cobos, R. A. Cox, C. Esser, P. Frank, Th. Just, J. A. Kerr,
M. J. Pilling, J. Troe, R. W. Walker, and J. Warnatz

The following tables present evaluated rate constants and other chemical kinetic data required for modelling the combustion of hydrocarbons. The compilation was prepared as part of the project "Kinetics and Mechanisms of Chemical Processes in Combustion", which is one of the projects in the third European Community Energy Research and Development Program. The tables are reprinted from the *Journal of Physical and Chemical Reference Data* by permission of the authors and the American Institute of Physics.

Table 1 lists all the reactions studied and gives the recommended rate constant k for every bimolecular reaction, as well as the applicable temperature range and the associated error limits. Where more than one set of products is possible, rate constants or branching ratios are given for all channels considered feasible. The data for decomposition reactions and combination reactions are given in Tables 2 and 3, respectively. The reference includes a detailed data sheet for each reaction listed here, covering the thermodynamic data, kinetic measurements, and reliability assessments.

REFERENCE

Baulch, D. L., et al., *J. Phys. Chem. Ref. Data*, 21, 411-734, 1992.

Table 1
BIMOLECULAR REACTIONS

Reaction	$k/\text{cm}^3 \text{ molecule}^{-1} \text{ s}^{-1}$	Temp/K	Error limits ($\Delta \log k$)
<i>O Atom Reactions</i>			
$\text{O} + \text{H}_2 \rightarrow \text{OH} + \text{H}$	$8.5 \times 10^{-20} T^{2.67} \exp(-3160/T)$	300-2500	± 0.5 at 300 K falling to ± 0.2 for $T > 500$ K
$\text{O} + \text{OH} \rightarrow \text{O}_2 + \text{H}$	$2.0 \times 10^{-11} \exp(112/T)$ $2.4 \times 10^{-11} \exp(-353/T)$	220-500 1000-2000	± 0.2 ± 0.1
$\text{O} + \text{HO}_2 \rightarrow \text{OH} + \text{O}_2$	5.3×10^{-11}	300-1000	± 0.3 at 300 K rising to ± 0.5 at 1000 K.
$\text{O} + \text{H}_2\text{O}_2 \rightarrow \text{OH} + \text{HO}_2$	$1.1 \times 10^{-12} \exp(-2000/T)$	300-500	± 0.3
$\text{O} + \text{NH}_3 \rightarrow \text{OH} + \text{NH}_2$	$1.6 \times 10^{-11} \exp(-3670/T)$	500-2500	± 0.5
$\text{O} + \text{CH} \rightarrow \text{CO} + \text{H}$ $\quad \quad \quad \rightarrow \text{CHO}^+ + \text{e}$	6.6×10^{-11} $4.2 \times 10^{-13} \exp(-850/T)$	300-2000 300-2500	± 0.5 ± 0.5
$\text{O} + {}^3\text{CH}_2 \rightarrow \text{CO} + 2\text{H}$] $\quad \quad \quad \rightarrow \text{CO} + \text{H}_2$]	2×10^{-10} $k_1/k = 0.6 \pm 0.3$ over whole range	300-2500	± 0.2 at 300 K rising to ± 0.7 at 2500 K.
$\text{O} + \text{CH}_3 \rightarrow \text{HCHO} + \text{H}$	1.4×10^{-10}	300-2500	± 0.2
$\text{O} + \text{CH}_4 \rightarrow \text{OH} + \text{CH}_3$	$1.5 \times 10^{-15} T^{1.56} \exp(-4270/T)$	300-2500	± 0.3 at 300 K falling to ± 0.15 at 2500 K.
$\text{O} + \text{CHO} \rightarrow \text{OH} + \text{CO}$ $\quad \quad \quad \rightarrow \text{CO}_2 + \text{H}$	5.0×10^{-11} 5.0×10^{-11}	300-2500 300-2500	± 0.3 ± 0.3
$\text{O} + \text{HCHO} \rightarrow \text{OH} + \text{CHO}$	$6.9 \times 10^{-13} T^{0.57} \exp(-1390/T)$	250-2200	± 0.1 at 250 K rising to ± 0.3 at 2200 K.
$\text{O} + \text{CH}_3\text{O} \rightarrow \text{O}_2 + \text{CH}_3$] $\quad \quad \quad \rightarrow \text{OH} + \text{HCHO}$]	2.5×10^{-11} $k_2/k = (0.12 \pm 0.1)$ at 300 K	300-1000	± 0.3 at 300 K rising to ± 0.7 at 1000 K.
$\text{O} + \text{CN} \rightarrow \text{CO} + \text{N}({}^4\text{S})$] $\quad \quad \quad \rightarrow \text{CO} + \text{N}({}^2\text{D})$]	1.7×10^{-11}	300-5000	± 0.2 at 300 K rising to ± 0.6 at 5000 K.
$\text{O} + \text{NCO} \rightarrow \text{NO} + \text{CO}$] $\quad \quad \quad \rightarrow \text{O}_2 + \text{CN}$]	7.0×10^{-11}	1450-2600	± 0.8

KINETIC DATA FOR COMBUSTION MODELLING (continued)

 Table 1
 BIMOLECULAR REACTIONS (continued)

Reaction	$k/\text{cm}^3 \text{ molecule}^{-1} \text{ s}^{-1}$	Temp/K	Error limits ($\Delta \log k$)
$\text{O} + \text{HCN} \rightarrow \text{NCO} + \text{H}$ $\quad \rightarrow \text{CO} + \text{NH}$ $\quad \rightarrow \text{OH} + \text{CN}$	$2.3 \times 10^{-18} T^{2.1} \exp(-3075/T)$	450-2500	± 0.2 at 450 K rising to ± 0.3 at 2500 K.
$\text{O} + \text{CH}_3\text{OOH} \rightarrow \text{OH} + \text{CH}_2\text{COOH}$ $\quad \rightarrow \text{OH} + \text{CH}_3\text{O}_2$	$6.9 \times 10^{-13} T^{0.57} \exp(-1390/T)$ [estimate]	250-2200	± 0.1 at 250 K rising to ± 0.3 at 2200 K.
$\text{O} + \text{C}_2\text{H} \rightarrow \text{CO} + \text{CH}$	1.7×10^{-11}	300-2500	± 1.0
$\text{O} + \text{C}_2\text{H}_2 \rightarrow \text{CO} + {}^3\text{CH}_2$ $\quad \rightarrow \text{CHCO} + \text{H}$	$3.6 \times 10^{-20} T^{2.8} \exp(-250/T)$ $k_1/k_2 = 0.5 \pm 0.3$ over whole range.	300-2500	± 0.2
$\text{O} + \text{C}_2\text{H}_3 \rightarrow \text{OH} + \text{C}_2\text{H}_2$ $\quad \rightarrow \text{CO} + \text{CH}_3$ $\quad \rightarrow \text{HCO} + \text{CH}_2$	5×10^{-11}	300-2000	± 0.5
$\text{O} + \text{C}_2\text{H}_4 \rightarrow \text{CH}_2\text{CHO} + \text{H}$ $\quad \rightarrow \text{HCO} + \text{CH}_3$ $\quad \rightarrow \text{HCHO} + \text{CH}_2$ $\quad \rightarrow \text{CH}_2\text{CO} + \text{H}_2$	$5.75 \times 10^{-18} T^{2.08}$ $k_1/k_2 = 0.35 \pm 0.05$ at $p > 3$ Torr $k_2/k_3 = 0.6 \pm 0.10$	300-2000 over whole temperature range	± 0.1 for $T < 1000$ K rising to ± 0.3 at 2000 K.
$\text{O} + \text{C}_2\text{H}_5 \rightarrow \text{CH}_3\text{CHO} + \text{H}$ $\quad \rightarrow \text{HCHO} + \text{CH}_3$	1.1×10^{-10} $k_2/k_3 = 0.17 \pm 0.2$ at 300 K	300-2500	± 0.3 from 300 to 1000 K ± 0.5 from 1000 to 2500 K
$\text{O} + \text{C}_2\text{H}_6 \rightarrow \text{OH} + \text{C}_2\text{H}_5$	$1.66 \times 10^{-15} T^{1.5} \exp(-2920/T)$	300-1200	± 0.3 at 300 K falling to ± 0.15 at 1200 K.
$\text{O} + \text{CHCO} \rightarrow 2\text{CO} + \text{H}$	1.6×10^{-10}	300-2500	± 0.3
$\text{O} + \text{CH}_2\text{CO} \rightarrow \text{CH}_2\text{O} + \text{CO}$ $\quad \rightarrow \text{HCO} + \text{H} + \text{CO}$ $\quad \rightarrow \text{HCO} + \text{HCO}$	$3.8 \times 10^{-12} \exp(-680/T)$	230-500	± 0.3
$\text{O} + \text{CH}_3\text{CHO} \rightarrow \text{OH} + \text{CH}_3\text{CO}$ $\quad \rightarrow \text{OH} + \text{CH}_2\text{CHO}$	$9.7 \times 10^{-12} \exp(-910/T)$	300-1500	± 0.05 at 300 K rising to ± 0.5 at 1500 K.
$\text{O} + \text{C}_2\text{H}_5\text{OOH} \rightarrow \text{OH} + \text{C}_2\text{H}_4\text{OOH}$ $\quad \rightarrow \text{OH} + \text{C}_2\text{H}_5\text{OO}$	$6.9 \times 10^{-13} T^{0.57} \exp(-1390/T)$ [estimate]	250-2200	± 0.1 at 150 K rising to ± 0.3 at 2200 K.
$\text{O} + \text{C}_6\text{H}_6 \rightarrow \text{OH} + \text{C}_6\text{H}_5$ $\quad \rightarrow \text{C}_6\text{H}_5\text{OH}$	$1.2 \times 10^{-22} T^{3.7} \exp(-570/T)$	300-1000	± 0.5
$\text{O} + \text{C}_6\text{H}_5\text{CH}_2 \rightarrow \text{HCO} + \text{C}_6\text{H}_6$ $\quad \rightarrow \text{C}_6\text{H}_5\text{CH} + \text{H}$ $\quad \rightarrow \text{CH}_2\text{O} + \text{C}_6\text{H}_5$	5.5×10^{-10} No recommendation	300	± 0.3
$\text{O} + \text{C}_6\text{H}_5\text{CH}_3 \rightarrow \text{products}$	$5.3 \times 10^{-15} T^{1.21} \exp(-1260/T)$	300-2800	± 0.1 at 300 K rising to ± 0.4 at 2800 K
$\text{O} + p\text{-C}_6\text{H}_4(\text{CH}_3)_2 \rightarrow \text{products}$	$2.6 \times 10^{-11} \exp(-1409/T)$	300-600	± 0.3
$\text{O} + \text{C}_6\text{H}_5\text{C}_2\text{H}_5 \rightarrow \text{products}$	1.0×10^{-13}	298	± 0.3
<i>O₂ Reactions</i>			
$\text{O}_2 + \text{CH}_4 \rightarrow \text{HO}_2 + \text{CH}_3$	$6.6 \times 10^{-11} \exp(-28630/T)$	500-2000	± 0.5 at 500 K rising to ± 1.0 at 2000 K.

KINETIC DATA FOR COMBUSTION MODELLING (continued)

 Table 1
 BIMOLECULAR REACTIONS (continued)

Reaction	$k/\text{cm}^3 \text{ molecule}^{-1} \text{ s}^{-1}$	Temp/K	Error limits ($\Delta \log k$)
$\text{O}_2 + \text{C}_2\text{H}_6 \rightarrow \text{HO}_2 + \text{C}_2\text{H}_5$	$1.0 \times 10^{-10} \exp(-26100/T)$	500-2000	± 0.5 at 500 K rising to ± 1.0 at 2000 K
$\text{O}_2 + \text{HCHO} \rightarrow \text{HO}_2 + \text{HCO}$	$1.0 \times 10^{-10} \exp(-20460/T)$	700-1000	± 0.5
$\text{O}_2 + \text{CH}_3\text{CHO} \rightarrow \text{HO}_2 + \text{CH}_3\text{CO}$	$5.0 \times 10^{-11} \exp(-19700/T)$	600-1100	± 0.5 at 600 K rising to ± 1.0 at 1100 K.
<i>H Atom Reactions</i>			
$\text{H} + \text{O}_2 \rightarrow \text{OH} + \text{O}$	$3.3 \times 10^{-10} \exp(-8460/T)$	300-2500	± 0.1 at 300 K rising to ± 0.2 at 2500 K.
$\text{H} + \text{O}_2 + \text{Ar} \rightarrow \text{HO}_2 + \text{Ar}$	See Table 3		
$\text{H} + \text{O}_2 + \text{H}_2 \rightarrow \text{HO}_2 + \text{H}_2$	See Table 3		
$\text{H} + \text{O}_2 + \text{N}_2 \rightarrow \text{HO}_2 + \text{N}_2$	See Table 3		
$\text{H} + \text{O}_2 + \text{H}_2\text{O} \rightarrow \text{HO}_2 + \text{H}_2\text{O}$	See Table 3		
$\text{H} + \text{H} + \text{Ar} \rightarrow \text{H}_2 + \text{Ar}$	See Table 3		
$\text{H} + \text{H} + \text{H}_2 \rightarrow \text{H}_2 + \text{H}_2$	See Table 3		
$\text{H} + \text{OH} + \text{H}_2\text{O} \rightarrow \text{H}_2\text{O} + \text{H}_2\text{O}$	See Table 3		
$\text{H} + \text{OH} + \text{Ar} \rightarrow \text{H}_2\text{O} + \text{Ar}$	See Table 3		
$\text{H} + \text{HO} + \text{N}_2 \rightarrow \text{H}_2\text{O} + \text{N}_2$	See Table 3		
$\text{H} + \text{HO}_2 \rightarrow \text{H}_2 + \text{O}_2$	$7.1 \times 10^{-11} \exp(-710/T)$	300-1000	± 0.3
$\rightarrow 2 \text{OH}$	$2.8 \times 10^{-10} \exp(-440/T)$	300-1000	± 0.3
$\rightarrow \text{H}_2\text{O} + \text{O}$	$5.0 \times 10^{-11} \exp(-866/T)$	300-1000	± 0.3
$\text{H} + \text{H}_2\text{O} \rightarrow \text{OH} + \text{H}_2$	$7.5 \times 10^{-16} T^{1.6} \exp(-9270/T)$	300-2500	± 0.2
$\text{H} + \text{H}_2\text{O}_2 \rightarrow \text{H}_2 + \text{HO}_2$	$2.8 \times 10^{-12} \exp(-1890/T)$	300-1000	± 0.3
$\rightarrow \text{OH} + \text{H}_2\text{O}$	$1.7 \times 10^{-11} \exp(-1800/T)$	300-1000	± 0.3
$\text{H} + \text{NH} \rightarrow \text{H}_2 + \text{N}$	1.7×10^{-11}	1500-2500	± 1.0
$\text{H} + \text{NH}_2 \rightarrow \text{H}_2 + \text{NH}$	1.0×10^{-11}	2000-3000	± 1.0
$\text{H} + {}^3\text{CH}_2 \rightarrow \text{H}_2 + \text{CH}$	$1.0 \times 10^{-11} \exp(900/T)$	300-3000	± 0.7
$\text{H} + \text{CH}_3 \rightarrow \text{H}_2 + {}^1\text{CH}_2$	$1.0 \times 10^{-10} \exp(-7600/T)$	300-2500	± 1.0
$\rightarrow \text{CH}_4$	See Table 3		
$\text{H} + \text{CH}_4 \rightarrow \text{H}_2 + \text{CH}_3$	$2.2 \times 10^{-20} T^{3.0} \exp(-4045/T)$	300-2500	± 0.2
$\text{H} + \text{CHO} \rightarrow \text{H}_2 + \text{CO}$	1.5×10^{-10}	300-2500	± 0.3
$\text{H} + \text{HCHO} \rightarrow \text{H}_2 + \text{HCO}$	$3.8 \times 10^{-14} T^{1.05} \exp(-1650/T)$	300-2200	± 0.1 at 300 K rising to ± 0.5 at 2200 K
$\text{H} + \text{CH}_3\text{O} \rightarrow \text{H}_2 + \text{HCHO}$	3.0×10^{-11}	300-1000	± 0.5
$\text{H} + \text{HNCO} \rightarrow \text{NH}_2 + \text{CO}$	No recommendation		
$\rightarrow \text{H}_2 + \text{NCO}$	$3.4 \times 10^{-10} T^{-0.27} \exp(-10190/T)$	500-1000	± 1.0
$\text{H} + \text{NCO} \rightarrow \text{NH} + \text{CO}$	8.7×10^{-11}	1400-1500	± 0.5
$\rightarrow \text{HCN} + \text{O}$			

KINETIC DATA FOR COMBUSTION MODELLING (continued)

 Table 1
 BIMOLECULAR REACTIONS (continued)

Reaction	$k/\text{cm}^3 \text{ molecule}^{-1} \text{ s}^{-1}$	Temp/K	Error limits ($\Delta \log k$)
$\text{H} + \text{C}_2\text{H}_2 \rightarrow \text{H}_2 + \text{C}_2\text{H}$ $\quad \quad \quad \rightarrow \text{C}_2\text{H}_3$	$1.0 \times 10^{-10} \exp(-14000/T)$ See Table 3	1000–3000	± 1.0
$\text{H} + \text{C}_2\text{H}_3 \rightarrow \text{H}_2 + \text{C}_2\text{H}_2$ $\quad \quad \quad \rightarrow \text{C}_2\text{H}_4$	2.0×10^{-11} See Table 3	300–2500	± 0.5
$\text{H} + \text{C}_2\text{H}_4 \rightarrow \text{C}_2\text{H}_3 + \text{H}_2$ $\quad \quad \quad \rightarrow \text{C}_2\text{H}_5$	$9.0 \times 10^{-10} \exp(-7500/T)$ See Table 3	700–2000	± 0.5
$\text{H} + \text{C}_2\text{H}_5 \rightarrow 2\text{CH}_3$ $\quad \quad \quad \rightarrow \text{C}_2\text{H}_6$	6.0×10^{-11} See Table 3	300–2000	± 0.3
$\text{H} + \text{C}_2\text{H}_6 \rightarrow \text{H}_2 + \text{C}_2\text{H}_5$	$2.4 \times 10^{-15} T^{1.5} \exp(-3730/T)$	300–2000	± 0.15 at 300 K rising to ± 0.3 at 2000 K
$\text{H} + \text{CHCO} \rightarrow \text{CH}_2 + \text{CO}$ $\quad \quad \quad \rightarrow \text{H}_2 + \text{C}_2\text{O}$ $\quad \quad \quad \rightarrow \text{HCCOH}$]	2.5×10^{-10}	300–2500	± 0.4
$\text{H} + \text{CH}_2\text{CO} \rightarrow \text{CH}_3 + \text{CO}$ $\quad \quad \quad \rightarrow \text{CH}_2\text{CHO}$	$3.0 \times 10^{-11} \exp(-1700/T)$ k_2/k very small	200–2000	± 0.5 at 200 K rising to ± 1.0 at 2000 K.
$\text{H} + \text{CH}_3\text{CHO} \rightarrow \text{H}_2 + \text{CH}_3\text{CO}$ $\quad \quad \quad \rightarrow \text{H}_2 + \text{CH}_2\text{CHO}$]	$6.8 \times 10^{-15} T^{1.16} \exp(-1210/T)$	300–2000	± 0.1 at 300 rising to ± 0.4 at 2000 K.
$\text{H} + \text{C}_6\text{H}_5 + \text{M} \rightarrow \text{C}_6\text{H}_6 + \text{M}$	See Table 3		
$\text{H} + \text{C}_6\text{H}_6 \rightarrow \text{H}_2 + \text{C}_6\text{H}_5$ $\quad \quad \quad \rightarrow \text{C}_6\text{H}_7$	No recommendation See Table 3		
$\text{H} + \text{C}_6\text{H}_5\text{O} + \text{M} \rightarrow \text{C}_6\text{H}_5\text{OH} + \text{M}$	See Table 3		
$\text{H} + \text{C}_6\text{H}_5\text{OH} \rightarrow \text{C}_6\text{H}_5\text{O} + \text{H}_2$ $\quad \quad \quad \rightarrow \text{C}_6\text{H}_6 + \text{OH}$	$1.9 \times 10^{-10} \exp(-6240/T)$ $3.7 \times 10^{-11} \exp(-3990/T)$	1000–1150 1000–1150	± 0.3 ± 0.3
$\text{H} + \text{C}_6\text{H}_5\text{CH}_2 + \text{M} \rightarrow \text{C}_6\text{H}_5\text{CH}_3 + \text{M}$	See Table 3		
$\text{H} + \text{C}_6\text{H}_5\text{CH}_3 \rightarrow \text{H}_2 + \text{C}_6\text{H}_5\text{CH}_2$ $\quad \quad \quad \rightarrow \text{H}_2 + \text{C}_6\text{H}_4\text{CH}_3$ $\quad \quad \quad \rightarrow \text{C}_6\text{H}_6 + \text{CH}_3$ $\quad \quad \quad \rightarrow \text{C}_6\text{H}_6\text{CH}_3$	$6.6 \times 10^{-22} T^{3.44} \exp(-1570/T)$ No recommendation No recommendation See Table 3	600–2800	± 0.3 at 600 K rising to ± 0.5 at 2800 K.
$\text{H} + p\text{-C}_6\text{H}_4(\text{CH}_3)_2 \rightarrow \text{products}$	5.8×10^{-13}	298	± 0.1
$\text{H} + \text{C}_6\text{H}_5\text{C}_2\text{H}_5 \rightarrow \text{H}_2 + \text{C}_6\text{H}_5\text{C}_2\text{H}_4$ $\quad \quad \quad \rightarrow \text{C}_6\text{H}_6\text{C}_2\text{H}_5$	2.4×10^{-12} See Table 3	773	± 0.1
<i>H₂ Reactions</i>			
$\text{H}_2 + \text{Ar} \rightarrow 2\text{H} + \text{Ar}$	See Table 2		
$\text{H}_2 + \text{H}_2 \rightarrow 2\text{H} + \text{H}_2$	See Table 2		
<i>OH Radical Reactions</i>			
$\text{OH} + \text{H}_2 \rightarrow \text{H}_2\text{O} + \text{H}$	$1.7 \times 10^{-16} T^{1.6} \exp(-1660/T)$	300–2500	± 0.1 at 300 K rising to ± 0.3 at 2500 K
$\text{OH} + \text{OH} \rightarrow \text{H}_2\text{O} + \text{O}$	$2.5 \times 10^{-15} T^{1.14} \exp(-50/T)$	250–2500	± 0.2
$\text{OH} + \text{OH} + \text{M} \rightarrow \text{H}_2\text{O}_2 + \text{M}$	See Table 3		

KINETIC DATA FOR COMBUSTION MODELLING (continued)

 Table 1
 BIMOLECULAR REACTIONS (continued)

Reaction	$k/\text{cm}^3 \text{ molecule}^{-1} \text{ s}^{-1}$	Temp/K	Error limits ($\Delta \log k$)
$\text{OH} + \text{HO}_2 \rightarrow \text{H}_2\text{O} + \text{O}_2$	$4.8 \times 10^{-11} \exp(250/T)$	300–2000	± 0.2 at 300 K rising to ± 0.5 at 2000 K.
$\text{OH} + \text{H}_2\text{O}_2 \rightarrow \text{H}_2\text{O} + \text{HO}_2$	$1.3 \times 10^{-11} \exp(-670/T)$	300–1000	± 0.2
$\text{OH} + \text{NH} \rightarrow \text{NO} + \text{H}_2$ $\quad \quad \quad \rightarrow \text{H}_2\text{O} + \text{N}$]	8.0×10^{-11}	300–1000	± 0.5
$\text{OH} + \text{NH}_2 \rightarrow \text{O} + \text{NH}_3$ $\quad \quad \quad \rightarrow \text{H}_2\text{O} + \text{NH}$	$3.3 \times 10^{-14} T^{0.405} \exp(-250/T)$ No recommendation	500–2500	± 0.5
$\text{OH} + \text{CO} \rightarrow \text{H} + \text{CO}_2$	$1.05 \times 10^{-17} T^{1.5} \exp(250/T)$	300–2000	± 0.2 at 300 K rising to ± 0.5 at 2000 K.
$\text{OH} + \text{CH}_3 \rightarrow \text{H} + \text{CH}_2\text{OH}$ $\quad \quad \quad \rightarrow \text{H} + \text{CH}_3\text{O}$] $\quad \quad \quad \rightarrow \text{H}_2\text{O} + \text{}^1\text{CH}_2$ $\quad \quad \quad \rightarrow \text{CH}_3\text{OH}$	6.0×10^{-11} See Table 3	300–2000	± 0.7
$\text{OH} + \text{CH}_4 \rightarrow \text{H}_2\text{O} + \text{CH}_3$	$2.6 \times 10^{-17} T^{1.83} \exp(-1400/T)$	250–2500	± 0.07 at 250 K rising to ± 0.15 at 1200 K.
$\text{OH} + \text{CHO} \rightarrow \text{H}_2\text{O} + \text{CO}$	1.7×10^{-10}	300–2500	± 0.3
$\text{OH} + \text{HCHO} \rightarrow \text{H}_2\text{O} + \text{CHO}$	$5.7 \times 10^{-15} T^{1.18} \exp(225/T)$	300–3000	± 0.1 at 300 K rising to ± 0.7 at 3000 K.
$\text{OH} + \text{CN} \rightarrow \text{O} + \text{HCN}$] $\quad \quad \quad \rightarrow \text{NCO} + \text{H}$]	1.0×10^{-10}	1500–3000	± 0.5
$\text{OH} + \text{HCN} \rightarrow \text{H}_2\text{O} + \text{CN}$ $\quad \quad \quad \rightarrow \text{HOCN} + \text{H}$] $\quad \quad \quad \rightarrow \text{HNCO} + \text{H}$]	$1.5 \times 10^{-11} \exp(-5400/T)$ No recommendation	1500–2500	± 0.5
$\text{OH} + \text{CH}_3\text{OOH} \rightarrow \text{H}_2\text{O} + \text{CH}_3\text{OO}$ $\quad \quad \quad \rightarrow \text{H}_2\text{O} + \text{CH}_2\text{OOH}$	$1.2 \times 10^{-12} \exp(130/T)$ $1.8 \times 10^{-12} \exp(220/T)$	300–1000 300–1000	± 0.2 at 300 K rising to ± 0.4 at 1000 K ± 0.1 at 300 K rising to ± 0.3 at 1000 K.
$\text{OH} + \text{C}_2\text{H}_2 \rightarrow \text{H}_2\text{O} + \text{C}_2\text{H}$] $\quad \quad \quad \rightarrow \text{H} + \text{CH}_2\text{CO}$] $\quad \quad \quad \rightarrow \text{C}_2\text{H}_2\text{OH}$	$1.0 \times 10^{-10} \exp(-6500/T)$ See Table 3	1000–2000	± 1.0
$\text{OH} + \text{C}_2\text{H}_4 \rightarrow \text{H}_2\text{O} + \text{C}_2\text{H}_3$	$3.4 \times 10^{-11} \exp(-2990/T)$	650–1500	± 0.5
$\text{OH} + \text{C}_2\text{H}_6 \rightarrow \text{H}_2\text{O} + \text{C}_2\text{H}_5$	$1.2 \times 10^{-17} T^{2.0} \exp(-435/T)$	250–2000	± 0.07 at 250 K rising to ± 0.15 at 2000 K.
$\text{OH} + \text{CH}_2\text{CO} \rightarrow \text{CH}_2\text{OH} + \text{CO}$] $\quad \quad \quad \rightarrow \text{H}_2\text{CO} + \text{HCO}$]	1.7×10^{-11}	300–2000	± 1.0
$\text{OH} + \text{CH}_3\text{CHO} \rightarrow \text{H}_2\text{O} + \text{CH}_3\text{CO}$] $\quad \quad \quad \rightarrow \text{H}_2\text{O} + \text{CH}_2\text{CHO}$]	$3.9 \times 10^{-14} T^{0.73} \exp(560/T)$	250–1200	± 0.1 at 250 K rising to ± 0.3 at 1200 K.
$\text{OH} + \text{C}_2\text{H}_5\text{OOH} \rightarrow \text{H}_2\text{O} + \text{C}_2\text{H}_5\text{OO}$] $\quad \quad \quad \rightarrow \text{H}_2\text{O} + \text{C}_2\text{H}_4\text{OOH}$]	$3.0 \times 10^{-12} \exp(190/T)$ [estimate]	250–1000	± 0.3 at 250 K rising to ± 0.7 at 1000 K.

KINETIC DATA FOR COMBUSTION MODELLING (continued)

 Table 1
 BIMOLECULAR REACTIONS (continued)

Reaction	$k/\text{cm}^3 \text{ molecule}^{-1} \text{ s}^{-1}$	Temp/K	Error limits ($\Delta \log k$)
OH + C ₆ H ₆ → H ₂ O + C ₆ H ₅	$2.7 \times 10^{-16} T^{1.42} \exp(-730/T)$	400–1500	± 0.3
→ H + C ₆ H ₅ OH	$2.2 \times 10^{-11} \exp(-5330/T)$	1000–1150	± 0.3
→ C ₆ H ₆ OH	See Table 3		
OH + C ₆ H ₅ OH → C ₆ H ₅ (OH) ₂	See Table 3		
→ H ₂ O + C ₆ H ₅ O	1.0×10^{-11}	1000–1150	± 0.5
→ H ₂ O + C ₆ H ₄ OH			
OH + C ₆ H ₅ CH ₃ → H ₂ O + C ₆ H ₅ CH ₂	$8.6 \cdot 10^{-15} T \exp(-1440/T)$	400–1200	± 0.5 at 400 K reducing to ± 0.3 at 1200 K.
See Table 3			
OH + <i>p</i> -C ₆ H ₄ (CH ₃) ₂ → C ₆ H ₄ CH ₂ CH ₃ + H ₂ O	$6.4 \times 10^{-11} \exp(-1440/T)$	500–960	± 0.1
→ <i>p</i> -C ₆ H ₄ (CH ₃) ₂ OH	See Table 3		
OH + C ₆ H ₅ C ₂ H ₅ → HOC ₆ H ₅ C ₂ H ₅	See Table 3		
→ H ₂ O + C ₆ H ₅ C ₂ H ₄	8.7×10^{-12}	773	± 0.1
→ H ₂ O + C ₆ H ₄ C ₂ H ₅			
<i>H₂O Reactions</i>			
H ₂ O + M → H + OH + M	See Table 2		
<i>HO₂ Radical Reactions</i>			
HO ₂ + HO ₂ → H ₂ O ₂ + O ₂	$3.1 \times 10^{-12} \exp(-775/T)$	550–1250	± 0.15 at 550 K rising to ± 0.3 at 1250 K.
HO ₂ + NH ₂ → NH ₃ + O ₂	2.6×10^{-11}	300–400	± 0.4
→ HNO + H ₂ O			
HO ₂ + CH ₃ → OH + CH ₃ O	3×10^{-11}	300–2500	± 0.7
→ O ₂ + CH ₄	No recommendation		
HO ₂ + CH ₄ → H ₂ O ₂ + CH ₃	$1.5 \times 10^{-11} \exp(-12400/T)$	600–1000	± 0.2 at 600 K rising to ± 0.3 at 1000 K.
HO ₂ + HCHO → H ₂ O ₂ + CHO	$5.0 \times 10^{-12} \exp(-6580/T)$	600–1000	± 0.5
HO ₂ + C ₂ H ₄ → OH + C ₂ H ₄ O	$3.7 \times 10^{-12} \exp(-8650/T)$	600–900	± 0.15 at 600 K rising to ± 0.25 at 900 K.
HO ₂ + C ₂ H ₆ → H ₂ O ₂ + C ₂ H ₅	$2.2 \times 10^{-11} \exp(-10300/T)$	500–1000	± 0.2 at 500 K rising to ± 0.3 at 1000 K.
HO ₂ + CH ₃ CHO → H ₂ O ₂ + CH ₃ CO	$5.0 \times 10^{-12} \exp(-6000/T)$	900–1200	± 0.7
<i>H₂O₂ Reactions</i>			
H ₂ O ₂ + M → 2OH + M	See Table 2		
<i>N Atom Reactions</i>			
N + CN → N ₂ + C	3×10^{-10}	300–2500	± 1.0
N + NCO → NO + CN	No recommendation		
→ N ₂ + CO	3.3×10^{-11}	1700	± 0.5

KINETIC DATA FOR COMBUSTION MODELLING (continued)

 Table 1
 BIMOLECULAR REACTIONS (continued)

Reaction	$k/\text{cm}^3 \text{ molecule}^{-1} \text{ s}^{-1}$	Temp/K	Error limits ($\Delta \log k$)
<i>NH Radical Reactions</i>			
$\text{NH} + \text{O}_2 \rightarrow \text{NO} + \text{OH}$ $\quad \rightarrow \text{NO}_2 + \text{H}$ $\quad \rightarrow \text{HNO} + \text{O}$	$1.26 \times 10^{-13} \exp(-770/T)$	270-550	± 0.2 at 270 K rising to ± 0.5 at 550 K.
$\text{NH} + \text{NO} \rightarrow \text{N}_2\text{O} + \text{H}$ $\quad \rightarrow \text{HN}_2 + \text{O}$ $\quad \rightarrow \text{N}_2 + \text{OH}$	5.0×10^{-11}	270-380	± 0.2
<i>NH₂ Radical Reactions</i>			
$\text{NH}_2 + \text{O}_2 \rightarrow \text{products}$	$< 3 \times 10^{-18}$	298	
$\text{NH}_2 + \text{NO} \rightarrow \text{N}_2 + \text{H}_2\text{O}$ $\quad \rightarrow \text{N}_2 + \text{H} + \text{OH}$ $\quad \rightarrow \text{N}_2\text{H} + \text{OH}$ $\quad \rightarrow \text{N}_2\text{O} + \text{H}_2$	$1.8 \times 10^{-12} \exp(650/T)$ $(k_2 + k_3)/k \approx 0.12$ at 298 K.	220-2000	± 0.5
<i>¹C₂ and ³C₂ Radical Reactions</i>			
	See data sheets.		
<i>CH Radical Reactions</i>			
$\text{CH} + \text{O}_2 \rightarrow \text{CHO} + \text{O}$ $\quad \rightarrow \text{CO} + \text{OH}$	5.5×10^{-11}	300-2000	± 0.3 at 300 K rising to ± 0.5 at 2000 K.
$\text{CH} + \text{H}_2 \rightarrow \text{CH}_2 + \text{H}$ $\quad \rightarrow \text{CH}_3$	$2.4 \times 10^{-10} \exp(-1760/T)$	300-1000	± 0.3
$\text{CH} + \text{H}_2\text{O} \rightarrow \text{products}$	$9.5 \times 10^{-12} \exp(380/T)$	300-1000	± 1.0
$\text{CH} + \text{CO} \rightarrow \text{products}$	$4.6 \times 10^{-13} \exp(860/T)$	300-1000	± 1.0
$\text{CH} + \text{CO}_2 \rightarrow \text{products}$	$5.7 \times 10^{-12} \exp(-345/T)$	300-1000	± 1.0
$\text{CH} + \text{CH}_4 \rightarrow \text{products}$	$5.0 \times 10^{-11} \exp(200/T)$	200-700	± 1.0
$\text{CH} + \text{C}_2\text{H}_2 \rightarrow \text{products}$	$3.5 \times 10^{-10} \exp(61/T)$	200-700	± 1.0
$\text{CH} + \text{C}_2\text{H}_4 \rightarrow \text{products}$	$2.2 \times 10^{-10} \exp(173/T)$	200-700	± 1.0
$\text{CH} + \text{C}_2\text{H}_6 \rightarrow \text{products}$	$1.8 \times 10^{-10} \exp(132/T)$	200-700	± 1.0
$\text{CH} + \text{C}_3\text{H}_8 \rightarrow \text{products}$	$1.9 \times 10^{-10} \exp(240/T)$	300-700	± 1.0
$\text{CH} + n\text{-C}_4\text{H}_{10} \rightarrow \text{products}$	$4.4 \times 10^{-10} \exp(28/T)$	250-700	± 1.0
$\text{CH} + i\text{-C}_4\text{H}_{10} \rightarrow \text{products}$	$2.0 \times 10^{-10} \exp(240/T)$	300-700	± 1.0
$\text{CH} + \text{neo-C}_5\text{H}_{12} \rightarrow \text{products}$	$1.6 \times 10^{-10} \exp(340/T)$	300-700	± 1.0
$\text{CH} + \text{CH}_3\text{C}_2\text{H} \rightarrow \text{products}$	No recommendation		
$\text{CH} + \text{CH}_2\text{O} \rightarrow \text{products}$	$1.6 \times 10^{-10} \exp(260/T)$	300-700	± 1.0

KINETIC DATA FOR COMBUSTION MODELLING (continued)

 Table 1
 BIMOLECULAR REACTIONS (continued)

Reaction	$k/\text{cm}^3 \text{ molecule}^{-1} \text{ s}^{-1}$	Temp/K	Error limits ($\Delta \log k$)
<i>³CH₂ Radical Reactions</i>			
$\begin{array}{l} ^3\text{CH}_2 + \text{O}_2 \rightarrow \text{CO} + \text{H} + \text{OH} \\ \rightarrow \text{CO}_2 + \text{H} + \text{H} \\ \rightarrow \text{CO} + \text{H}_2\text{O} \\ \rightarrow \text{CO}_2 + \text{H}_2 \\ \rightarrow \text{HCHO} + \text{O} \end{array} \quad]$	$4.1 \times 10^{-11} \exp(-750/T)$	300-1000	± 0.3 at 300 K rising to ± 0.5 at 1000 K.
$\begin{array}{l} ^3\text{CH}_2 + ^3\text{CH}_2 \rightarrow \text{C}_2\text{H}_2 + \text{H}_2 \\ \rightarrow \text{C}_2\text{H}_2 + 2\text{H} \end{array} \quad]$	$2.0 \times 10^{-10} \exp(-400/T)$ $k_2/k = 0.9 \pm 0.1$ over range 300-3000 K.	300-3000	± 0.5
$^3\text{CH}_2 + \text{CH}_3 \rightarrow \text{C}_2\text{H}_4 + \text{H}$	7.0×10^{-11}	300-3000	± 0.3 at 300 K rising to ± 0.5 at 3000 K.
$^3\text{CH}_2 + \text{C}_2\text{H}_2 \rightarrow \text{C}_3\text{H}_4$	See Table 3		
$\begin{array}{l} ^3\text{CH}_2 + \text{C}_2\text{H}_4 \rightarrow \text{C}_3\text{H}_6 \\ \rightarrow \text{c-C}_3\text{H}_6 \\ \rightarrow \text{CH}_2\text{CHCH}_2 + \text{H} \end{array} \quad]$	See Table 3		
<i>¹CH₂ Radical Reactions</i>			
$^1\text{CH}_2 + \text{Ar} \rightarrow ^3\text{CH}_2 + \text{Ar}$	6.0×10^{-12}	300-2000	± 0.3
$^1\text{CH}_2 + \text{N}_2 \rightarrow ^3\text{CH}_2 + \text{N}_2$	1.0×10^{-11}	300-2000	± 0.3
$^1\text{CH}_2 + \text{CH}_4 \rightarrow ^3\text{CH}_2 + \text{CH}_4$	1.2×10^{-11}	300-2000	± 0.4
$^1\text{CH}_2 + \text{C}_2\text{H}_2 \rightarrow ^3\text{CH}_2 + \text{C}_2\text{H}_2$	8.0×10^{-11}	300-2000	± 0.4
$^1\text{CH}_2 + \text{C}_2\text{H}_4 \rightarrow ^3\text{CH}_2 + \text{C}_2\text{H}_4$	2.3×10^{-11}	300-2000	± 0.4
$^1\text{CH}_2 + \text{C}_2\text{H}_6 \rightarrow ^3\text{CH}_2 + \text{C}_2\text{H}_6$	3.6×10^{-11}	300-2000	± 0.4
$\begin{array}{l} ^1\text{CH}_2 + \text{O}_2 \rightarrow \text{CO} + \text{H} + \text{OH} \\ \rightarrow \text{CO}_2 + \text{H}_2 \\ \rightarrow \text{CO} + \text{H}_2\text{O} \\ \rightarrow ^3\text{CH}_2 + \text{O}_2 \end{array} \quad]$	5.2×10^{-11}	300-1000	± 0.3 at 300 K rising to ± 0.5 at 1000 K
$^1\text{CH}_2 + \text{H}_2 \rightarrow \text{CH}_3 + \text{H}$	1.2×10^{-10}	300-1000	± 0.1 at 300 K rising to ± 0.3 at 1000 K
$\begin{array}{l} ^1\text{CH}_2 + \text{C}_2\text{H}_2 \rightarrow \text{CH}_2\text{CCH}_2 \\ \rightarrow \text{CH}_3\text{CCH} \\ \rightarrow \text{CH}_2\text{CCH} + \text{H} \\ \rightarrow ^3\text{CH}_2 + \text{C}_2\text{H}_2 \end{array} \quad]$	See Table 3		
	See earlier entry		
$\begin{array}{l} ^1\text{CH}_2 + \text{C}_2\text{H}_4 \rightarrow \text{C}_3\text{H}_6 \\ \rightarrow ^3\text{CH}_2 + \text{C}_2\text{H}_4 \end{array}$	See Table 3 See earlier entry		
<i>CH₃ Radical Reactions</i>			
$\text{CH}_3 + \text{M} \rightarrow \text{CH}_2 + \text{H} + \text{M}$	See Table 2		
$\begin{array}{l} \text{CH}_3 + \text{O}_2 \rightarrow \text{CH}_3\text{O} + \text{O} \\ \rightarrow \text{HCHO} + \text{OH} \\ \rightarrow \text{CH}_3\text{O}_2 \end{array}$	$2.2 \times 10^{-10} \exp(-15800/T)$ $5.5 \times 10^{-13} \exp(-4500/T)$ See Table 3	300-2500 1000-2500	± 0.5 ± 0.5

KINETIC DATA FOR COMBUSTION MODELLING (continued)

 Table 1
 BIMOLECULAR REACTIONS (continued)

Reaction	$k/\text{cm}^3 \text{ molecule}^{-1} \text{ s}^{-1}$	Temp/K	Error limits ($\Delta \log k$)
$\text{CH}_3 + \text{H}_2 \rightarrow \text{CH}_4 + \text{H}$	$1.14 \times 10^{-20} T^{2.74} \exp(-4740/T)$	300-2500	± 0.15 in the range 300-700 K. ± 0.3 in the range 700-2500 K.
$\text{CH}_3 + \text{CH}_3 \rightarrow \text{C}_2\text{H}_5 + \text{H}$ $\rightarrow \text{C}_2\text{H}_4 + \text{H}_2$ $\rightarrow \text{C}_2\text{H}_6$	$5 \times 10^{-11} \exp(-6800/T)$ No recommendation (see data sheets) See Table 3	1300-2500	± 0.6
$\text{CH}_3 + \text{HCHO} \rightarrow \text{CH}_4 + \text{HCO}$	$6.8 \times 10^{-12} \exp(-4450/T)$	300-1000	± 0.3
$\text{CH}_3 + \text{C}_2\text{H}_2 + \text{M} \rightarrow \text{C}_3\text{H}_3 + \text{M}$ $\rightarrow \text{CH}_4 + \text{C}_2\text{H}$	See Table 3 No recommendation		
$\text{CH}_3 + \text{C}_2\text{H}_4 \rightarrow \text{CH}_4 + \text{C}_2\text{H}_3$ $\rightarrow n\text{-C}_3\text{H}_7$	$6.9 \times 10^{-12} \exp(-5600/T)$ See Table 3	400-3000	± 0.5
$\text{CH}_3 + \text{C}_2\text{H}_5 \rightarrow \text{CH}_4 + \text{C}_2\text{H}_4$ $\rightarrow \text{C}_3\text{H}_6$	1.9×10^{-12} See Table 3	300-800	± 0.4
$\text{CH}_3 + \text{C}_2\text{H}_6 \rightarrow \text{CH}_4 + \text{C}_2\text{H}_5$	$2.5 \times 10^{-31} T^{6.0} \exp(-3043/T)$	300-1500	± 0.1 at 300 K rising to ± 0.2 at 1500 K.
$\text{CH}_3 + \text{CH}_3\text{CHO} \rightarrow \text{CH}_4 + \text{CH}_3\text{CO}$ $\rightarrow \text{CH}_4 + \text{CH}_2\text{CHO}$	$3.3 \times 10^{-30} T^{5.64} \exp(-1240/T)$ No recommendation (see data sheets)	300-1250	± 0.3
<i>CH₄ Reactions</i>			
$\text{CH}_4 + \text{M} \rightarrow \text{CH}_3 + \text{H} + \text{M}$	See Table 2		
<i>CHO Radical Reactions</i>			
$\text{CHO} + \text{O}_2 \rightarrow \text{CO} + \text{HO}_2$ $\rightarrow \text{OH} + \text{CO}_2$ $\rightarrow \text{HCO}_3$]	5.0×10^{-12}	300-2500	± 0.3
$\text{CHO} + \text{CHO} \rightarrow \text{HCHO} + \text{CO}$	5.0×10^{-11}	300	± 0.3
<i>HCHO Reactions</i>			
$\text{HCHO} + \text{M} \rightarrow \text{H} + \text{CHO} + \text{M}$ $\rightarrow \text{H}_2 + \text{CO} + \text{M}$]	See Table 2		
<i>CH₂OH Reactions</i>			
$\text{CH}_2\text{OH} + \text{O}_2 \rightarrow \text{CH}_2\text{O} + \text{HO}_2$	$2.6 \times 10^{-9} T^{-1.0} +$ $1.2 \times 10^{-10} \exp(-1800/T)$	300-1200	± 0.1 at 300 K rising to ± 0.3 at 1200 K.
<i>CH₃O Radical Reactions</i>			
$\text{CH}_3\text{O} + \text{M} \rightarrow \text{HCHO} + \text{H} + \text{M}$	See Table 2		
$\text{CH}_3\text{O} + \text{O}_2 \rightarrow \text{HCHO} + \text{HO}_2$	$6.7 \times 10^{-14} \exp(-1070/T)$	300-1000	± 0.2 at 500 K rising to ± 0.3 at 300 K and 1000 K.

KINETIC DATA FOR COMBUSTION MODELLING (continued)

 Table 1
 BIMOLECULAR REACTIONS (continued)

Reaction	$k/\text{cm}^3 \text{ molecule}^{-1} \text{ s}^{-1}$	Temp/K	Error limits ($\Delta \log k$)
<i>CH₃OOH Reactions</i>			
$\text{CH}_3\text{OOH} + \text{M} \rightarrow \text{CH}_3\text{O} + \text{OH} + \text{M}$	See Table 2		
<i>CN Radical Reactions</i>			
$\text{CN} + \text{O}_2 \rightarrow \text{NCO} + \text{O}$	$1.1 \times 10^{-11} \exp(205/T)$	300–2500	± 0.25 at 300 K rising to ± 0.5 at 2500 K.
$\text{CN} + \text{H}_2\text{O} \rightarrow \text{HCN} + \text{OH}$ $\quad \quad \quad \rightarrow \text{HOCN} + \text{H}$]	$1.3 \times 10^{-11} \exp(-3750/T)$	500–3000	± 0.3 at 500 K rising to ± 0.5 at 3000 K.
$\text{CN} + \text{CH}_4 \rightarrow \text{HCN} + \text{CH}_3$	$1.5 \times 10^{-11} \exp(-940/T)$	260–400	± 0.3
<i>NCO Radical Reactions</i>			
$\text{NCO} + \text{M} \rightarrow \text{N} + \text{CO} + \text{M}$	See Table 2		
$\text{NCO} + \text{NO} \rightarrow \text{N}_2\text{O} + \text{CO}$ $\quad \quad \quad \rightarrow \text{N}_2 + \text{CO}_2$ $\quad \quad \quad \rightarrow \text{N}_2 + \text{CO} + \text{O}$]	$1.7 \times 10^{-11} \exp(200/T)$	300–600	± 0.5
<i>C₂H Radical Reactions</i>			
$\text{C}_2\text{H} + \text{O}_2 \rightarrow \text{CO}_2 + \text{CH}$ $\quad \quad \quad \rightarrow 2\text{CO} + \text{H}$ $\quad \quad \quad \rightarrow \text{C}_2\text{HO} + \text{O}$ $\quad \quad \quad \rightarrow \text{CO} + \text{HCO}$]	3.0×10^{-11}	300	± 0.5
$\text{C}_2\text{H} + \text{H}_2 \rightarrow \text{C}_2\text{H}_2 + \text{H}$	$2.5 \times 10^{-11} \exp(-1560/T)$	300–2500	± 0.3 at 300 K rising to ± 0.7 at 2500 K
$\text{C}_2\text{H} + \text{C}_2\text{H}_2 \rightarrow \text{C}_4\text{H}_2 + \text{H}$	5.0×10^{-11}	300–2700	± 0.3
$\text{C}_2\text{H} + \text{CH}_4 \rightarrow \text{products}$	2.0×10^{-12}	298	± 1
$\text{C}_2\text{H} + \text{C}_2\text{H}_6 \rightarrow \text{products}$	No recommendation		
<i>C₂H₃ Radical Reactions</i>			
$\text{C}_2\text{H}_3 + \text{M} \rightarrow \text{C}_2\text{H}_2 + \text{H} + \text{M}$	See Table 2		
$\text{C}_2\text{H}_3 + \text{O}_2 \rightarrow \text{HCHO} + \text{CHO}$	9.0×10^{-12}	300–2000	± 0.3 at 300 K rising to ± 0.5 at 2000 K
<i>C₂H₅ Radical Reactions</i>			
$\text{C}_2\text{H}_5 + \text{O}_2 \rightarrow \text{C}_2\text{H}_4 + \text{HO}_2$	$1.7 \times 10^{-14} \exp(1100/T)$	600–1200	± 0.3
$\text{C}_2\text{H}_5 + \text{C}_2\text{H}_5 \rightarrow \text{C}_2\text{H}_6 + \text{C}_2\text{H}_4$ $\quad \quad \quad \rightarrow n\text{-C}_4\text{H}_{10}$	2.4×10^{-12} See Table 3	300–1200	± 0.4
<i>C₂H₆ Reactions</i>			
$\text{C}_2\text{H}_6 + \text{M} \rightarrow \text{CH}_3 + \text{CH}_3 + \text{M}$	See Table 2		

KINETIC DATA FOR COMBUSTION MODELLING (continued)

 Table 1
 BIMOLECULAR REACTIONS (continued)

Reaction	$k/\text{cm}^3 \text{ molecule}^{-1} \text{ s}^{-1}$	Temp/K	Error limits ($\Delta \log k$)
<i>CHCO Reactions</i>			
$\text{CHCO} + \text{O}_2 \rightarrow \text{CO}_2 + \text{HCO}$ $\rightarrow 2\text{CO} + \text{OH}$ $\rightarrow \text{C}_2\text{O} + \text{HO}_2$ $\rightarrow \text{CHO}_2\text{CO}$	$2.7 \times 10^{-12} \exp(430/T)$ M = He, 2 Torr	300-550	± 0.7
<i>CH₂CHO Radical Reactions</i>			
$\text{CH}_2\text{CHO} + \text{O}_2 \rightarrow \text{HO}_2 + \text{CH}_2\text{CHO}$ $\rightarrow \text{HCHO} + \text{CO} + \text{OH}$ $\rightarrow \text{O}_2\text{CH}_2\text{CHO}$	$k_\infty = 2.6 \times 10^{-13}$ $k_2 = 3.0 \times 10^{-14}$	250-1000 300	± 0.2 ± 0.3
<i>CH₃CO Radical Reactions</i>			
$\text{CH}_3\text{CO} + \text{O}_2 + \text{M} \rightarrow \text{CH}_3\text{CO}_3 + \text{M}$	See Table 3		
<i>CH₃CHO Reactions</i>			
$\text{CH}_3\text{CHO} + \text{M} \rightarrow \text{CH}_3 + \text{HCO} + \text{M}$	See Table 2		
<i>C₂H₅O Reactions</i>			
$\text{C}_2\text{H}_5\text{O} + \text{M} \rightarrow \text{HCHO} + \text{CH}_3 + \text{M}$ $\rightarrow \text{CH}_3\text{CHO} + \text{H} + \text{M}$	See Table 2		
$\text{C}_2\text{H}_5\text{O} + \text{O}_2 \rightarrow \text{CH}_3\text{CHO} + \text{HO}_2$	$1.0 \times 10^{-13} \exp(-830/T)$	300-1000	± 0.3 at 300 K rising to ± 0.5 at 1000 K
<i>C₂H₅OOH Reactions</i>			
$\text{C}_2\text{H}_5\text{OOH} + \text{M} \rightarrow \text{C}_2\text{H}_5\text{O} + \text{OH} + \text{M}$	See Table 2		
<i>C₆H₅ Radical Reactions</i>			
$\text{C}_6\text{H}_5 + \text{M} \rightarrow \text{C}_2\text{H}_2 + \text{C}_4\text{H}_3 + \text{M}$ $\rightarrow \text{C}_2\text{H}_3 + \text{C}_4\text{H}_2 + \text{M}$ $\rightarrow \text{linear-C}_6\text{H}_5 + \text{M}$	See Table 2		
<i>C₆H₆ Reactions</i>			
$\text{C}_6\text{H}_6 + \text{M} \rightarrow \text{C}_6\text{H}_5 + \text{H} + \text{M}$ $\rightarrow \text{C}_4\text{H}_4 + \text{C}_2\text{H}_2 + \text{M}$	See Table 2		
<i>C₆H₅O Radical Reactions</i>			
$\text{C}_6\text{H}_5\text{O} + \text{M} \rightarrow \text{C}_5\text{H}_5 + \text{CO} + \text{M}$	See Table 2		
<i>C₆H₅CH₂ Radical Reactions</i>			
$\text{C}_6\text{H}_5\text{CH}_2 + \text{M} \rightarrow \text{C}_3\text{H}_3 + 2\text{C}_2\text{H}_2 + \text{M}$ $\rightarrow \text{C}_4\text{H}_4 + \text{C}_3\text{H}_3 + \text{M}$ $\rightarrow \text{C}_5\text{H}_5 + \text{C}_2\text{H}_2 + \text{M}$ $\rightarrow \text{C}_7\text{H}_7(\text{BCH}) + \text{M}$	See Table 2		

KINETIC DATA FOR COMBUSTION MODELLING (continued)

 Table 1
 BIMOLECULAR REACTIONS (continued)

Reaction	$k/\text{cm}^3 \text{ molecule}^{-1} \text{ s}^{-1}$	Temp/K	Error limits ($\Delta \log k$)
<i>C₆H₅CH₃ Reactions</i>			
$\text{C}_6\text{H}_5\text{CH}_3 + \text{M} \rightarrow \text{C}_6\text{H}_5\text{CH}_2 + \text{H} + \text{M}$ $\quad \quad \quad \rightarrow \text{C}_6\text{H}_5 + \text{CH}_3 + \text{M}$]	See Table 2		
<i>p-C₆H₄(CH₃)₂ Reactions</i>			
$p\text{-C}_6\text{H}_4(\text{CH}_3)_2 + \text{M} \rightarrow \text{C}_6\text{H}_4\text{CH}_2\text{CH}_3 + \text{H} + \text{M}$	See Table 2		
<i>C₆H₅C₂H₅ Reactions</i>			
$\text{C}_6\text{H}_5\text{C}_2\text{H}_5 + \text{M} \rightarrow \text{C}_6\text{H}_5\text{CH}_2 + \text{CH} + \text{M}$ $\quad \quad \quad \rightarrow \text{C}_6\text{H}_6 + \text{C}_2\text{H}_4 + \text{M}$ $\quad \quad \quad \rightarrow \text{C}_6\text{H}_5\text{CHCH}_2 + \text{H}_2 + \text{M}$ $\quad \quad \quad \rightarrow \text{C}_6\text{H}_5 + \text{C}_2\text{H}_5 + \text{M}$ $\quad \quad \quad \rightarrow \text{C}_6\text{H}_5\text{CHCH}_3 + \text{H} + \text{M}$]	See Table 2		

 Table 2
 DECOMPOSITION REACTIONS

Reaction	k_∞/s^{-1} $k_0/\text{cm}^3 \text{ molecule}^{-1} \text{ s}^{-1}$ F_c $k/\text{s}^{-1} = \frac{k_0 k_\infty [\text{M}]}{k_0[\text{M}] + k_\infty} F$	Temp/K	Error limits ($\Delta \log k$)
$\text{H}_2 + \text{Ar} \rightarrow 2\text{H} + \text{Ar}$	$k_0 = 3.7 \times 10^{-10} \exp(-48350/T)$	2500-8000	± 0.3
$\text{H}_2 + \text{H}_2 \rightarrow 2\text{H} + \text{H}_2$	$k_0 = 1.5 \times 10^{-9} \exp(-48350/T)$	2500-8000	± 0.5
$\text{H}_2\text{O} + \text{N}_2 \rightarrow \text{H} + \text{OH} + \text{N}_2$	$k_0 = 5.8 \times 10^{-9} \exp(-52920/T)$	2000-6000	± 0.5
$\text{H}_2\text{O}_2 + \text{M} \rightarrow 2\text{OH} + \text{M}$	$k_0(\text{Ar}) = 3 \times 10^{-8} \exp(-21600/T)$ $k_0(\text{N}_2) = 2 \times 10^{-7} \exp(-22900/T)$ $k_\infty = 3 \times 10^{14} \exp(-24400/T)$ $F_c(\text{Ar}) = 0.5$	1000-1500 700-1500 1000-1500 700-1500	± 0.2 ± 0.2 ± 0.5 $\Delta F_c = \pm 0.1$
$\text{CH}_3 + \text{M} \rightarrow \text{CH}_2 + \text{H} + \text{M}$	$k_0 = 1.7 \times 10^{-8} \exp(-45600/T)$	1500-3000	± 0.5
$\text{CH}_4 + \text{M} \rightarrow \text{CH}_3 + \text{H} + \text{M}$	$k_0(\text{Ar}) = 1.2 \times 10^{-6} \exp(-47000/T)$ $k_0(\text{CH}_4) = 1.4 \times 10^{-5} \exp(-48100/T)$ $k_\infty = 2.4 \times 10^{16} \exp(-52800/T)$ $F_c(\text{Ar}) = \exp(-0.45 - T/3231)$ $F_c(\text{CH}_4) = \exp(-0.37 - T/2210)$	1000-3000 1000-2000 1000-3000 1000-3000 1000-2000	± 0.3 ± 0.3 ± 0.5 $\Delta F_c = \pm 0.1$ $\Delta F_c = \pm 0.1$
$\text{HCHO} + \text{M} \rightarrow \text{H} + \text{CHO} + \text{M}$ $\quad \quad \quad \rightarrow \text{H}_2 + \text{CO} + \text{M}$]	$k_0(1) = 2.1 \times 10^{-8} \exp(-39200/T)$ $k_1/k_2 = 0.5$ at 2200 K	1500-2500	± 0.3
$\text{CH}_3\text{O} + \text{M} \rightarrow \text{HCHO} + \text{H} + \text{M}$	$k_0 = 3.16 \times 10^2 T^{-2.7} \exp(-15400/T)$ [estimate]	300-1000	± 1.0
$\text{CH}_3\text{OOH} + \text{M} \rightarrow \text{CH}_3\text{O} + \text{OH} + \text{M}$	$k_\infty = 4 \times 10^{15} \exp(-21600/T)$	400-1000	± 0.5 at 600 K rising to ± 1.0 at 400 and 1000 K
$\text{NCO} + \text{Ar} \rightarrow \text{N} + \text{CO} + \text{Ar}$	$k_0 = 1.7 \times 10^{-9} \exp(-23500/T)$	1450-2600	± 0.4

KINETIC DATA FOR COMBUSTION MODELLING (continued)

Table 2
DECOMPOSITION REACTIONS (continued)

Reaction	k_{∞}/s^{-1} $k_0/cm^3 \text{ molecule}^{-1} s^{-1}$ F_c $k/s^{-1} = \frac{k_0 k_{\infty} [M]}{k_0[M] + k_{\infty}} F$	Temp/K	Error limits ($\Delta \log k$)
$C_2H_3 + M \rightarrow C_2H_2 + H + M$	$k_0 = 6.9 \times 10^{17} T^{-7.5} \exp(-22900/T)$ $k_{\infty} = 2 \times 10^{14} \exp(-20000/T)$ $F_c = 0.35$	500-2500 500-2500 500-2500	± 0.5 ± 0.5 $\Delta F_c = \pm 0.1$
$C_2H_6 + M \rightarrow 2CH_3 + M$	$k_0(Ar) = 1.1 \times 10^{25} T^{-8.24} \exp(-47090/T)$ $k_0(C_2H_6) = 4.5 \times 10^{-2} \exp(-41930/T)$ $k_{\infty} = 1.8 \times 10^{21} T^{-1.24} \exp(-45700/T)$ $F_c(Ar) = 0.38 \exp(-T/73) + 0.62 \exp(-T/1180)$ $F_c(C_2H_6) = 0.54 \exp(-T/1250)$	300-2000 800-1000 300-2000 300-2000 800-1000	± 0.5 ± 0.5 ± 0.3 $\Delta F_c = \pm 0.1$ $\Delta F_c = \pm 0.1$
$CH_3CHO + M \rightarrow CH_3 + CHO + M$	$k(1 \text{ atm.}) = 7 \times 10^{15} \exp(-41100/T)$ (pressure dependent region)	750-1200	± 0.4
$C_2H_3O + M \rightarrow HCHO + CH_3 + M$	$k_{\infty} = 8 \times 10^{13} \exp(-10830/T)$ [estimate]	300-600	± 1.0
$C_2H_5OOH + M \rightarrow C_2H_5O + OH + M$	$k_{\infty} 4 \times 10^{15} \exp(-21600/T)$	400-1000	± 1.0
$C_6H_5 + M \rightarrow C_2H_2 + C_4H_3 + M$ $\rightarrow C_2H_3 + C_4H_2 + M$ $\rightarrow \text{linear-}CH_5 + M$	No recommendation $4.0 \times 10^{13} \exp(-36700/T)$	1450-1900	± 0.4
$C_6H_6 + M \rightarrow C_6H_5 + H + M$ $\rightarrow C_4H_4 + H_2 + M$	$9.0 \times 10^{15} \exp(-54060/T)$	1200-2500	± 0.4 at 1200 K reducing to ± 0.3 at 2500 K
$C_6H_5O + M \rightarrow C_3H_5 + CO + M$	$2.5 \times 10^{11} \exp(-22100/T)$	1000-1580	± 0.2
$C_6H_5CH_2 + M \rightarrow C_3H_3 + 2C_2H_2 + M$ $\rightarrow C_4H_4 + C_3H_3 + M$ $\rightarrow C_5H_5 + C_2H_2 + M$ $\rightarrow C_7H_7 \text{ (BCH)} + M$	$5.1 \times 10^{13} \exp(-36370/T)$	1350-1900	± 0.3 at 1350 K rising to ± 0.5 1900 K
$C_6H_5CH_3 + M \rightarrow C_6H_5CH_2 + H + M$ $\rightarrow C_6H_5 + CH_3 + M$	$3.1 \times 10^{15} \exp(-44890/T)$ No recommendation	920-2200	± 0.3 at 900 K rising to ± 0.5 at 2200 K
$p\text{-}C_6H_4(CH_3)_2 + M \rightarrow p\text{-}C_6H_4CH_2CH_3 + H + M$	$4.0 \times 10^{15} \exp(-42600/T)$	1400-1800	± 0.5
$C_6H_5C_2H_5 + M \rightarrow C_6H_5CH_2 + CH + M$ $\rightarrow C_6H_6 + C_2H_4 + M$ $\rightarrow C_6H_5CHCH_2 + H_2 + M$ $\rightarrow C_6H_5 + C_2H_5 + M$ $\rightarrow C_6H_5CHCH_3 + H + M$	$6.1 \times 10^{15} \exp(-37800/T)$ No recommendations	770-1800	± 0.1 at 770 K rising to ± 0.4 at

Table 3
COMBINATION REACTIONS

Reaction	$k_{\infty}/cm^3 \text{ molecule}^{-1} s^{-1}$ $k_0/cm^6 \text{ molecule}^{-2} s^{-1}$ F_c $k/cm^3 \text{ molecule}^{-1} s^{-1} = \frac{k_0 k_{\infty} [M]}{k_0[M] + k_{\infty}} F$	Temp/K	Error limits ($\Delta \log k$)
$H + O_2 + Ar \rightarrow HO_2 + Ar$	$k_0 = 1.7 \times 10^{-30} T^{-0.8}$	300-2000	± 0.5

KINETIC DATA FOR COMBUSTION MODELLING (continued)

 Table 3
 COMBINATION REACTIONS (continued)

Reaction	$k_{\infty}/\text{cm}^3 \text{ molecule}^{-1} \text{ s}^{-1}$ $k_0/\text{cm}^6 \text{ molecule}^{-2} \text{ s}^{-1}$ F_c $k/\text{cm}^3 \text{ molecule}^{-1} \text{ s}^{-1} = \frac{k_0 k_{\infty} [M]}{k_0 [M] + k_{\infty}} F$	Temp/K	Error limits ($\Delta \log k$)
$\text{H} + \text{O}_2 + \text{H}_2 \rightarrow \text{HO}_2 + \text{H}_2$	$k_0 = 5.8 \times 10^{-30} T^{-0.8}$	300–2000	± 0.5
$\text{H} + \text{O}_2 + \text{N}_2 \rightarrow \text{HO}_2 + \text{N}_2$	$k_0 = 3.9 \times 10^{-30} T^{-0.8}$	300–2000	± 0.5
$\text{H} + \text{O}_2 + \text{H}_2\text{O} \rightarrow \text{HO}_2 + \text{H}_2\text{O}$	$k_0 = 4.3 \times 10^{-30} T^{-0.8}$	300–2000	± 0.5
$\text{H} + \text{H} + \text{Ar} \rightarrow \text{H}_2 + \text{Ar}$	$k_0 = 1.8 \times 10^{-30} T^{-1.0}$	300–2500	± 0.5
$\text{H} + \text{H} + \text{H}_2 \rightarrow \text{H}_2 + \text{H}_2$	$k_0 = 2.7 \times 10^{-31} T^{-0.6}$	100–5000	± 0.5
$\text{H} + \text{OH} + \text{H}_2\text{O} \rightarrow \text{H}_2\text{O} + \text{H}_2\text{O}$	$k_0 = 3.9 \times 10^{-25} T^{-2.0}$	300–3000	± 0.3
$\text{H} + \text{OH} + \text{Ar} \rightarrow \text{H}_2\text{O} + \text{Ar}$	$k_0 = 2.3 \times 10^{-26} T^{-2.0}$	300–3000	± 0.3
$\text{H} + \text{OH} + \text{N}_2 \rightarrow \text{H}_2\text{O} + \text{N}_2$	$k_0 = 6.1 \times 10^{-26} T^{-2.0}$	300–3000	± 0.3
$\text{H} + \text{CH}_3 + \text{M} \rightarrow \text{CH}_4 + \text{M}$	$k_0(\text{He}) = 6.2 \times 10^{-29} (T/3000)^{-1.8}$ $k_0(\text{Ar}) = 6 \times 10^{-29} (T/300)^{-1.8}$ $k_0(\text{C}_2\text{H}_6) = 3 \times 10^{-28} (T/300)^{-1.8}$ $k_{\infty} = 3.5 \times 10^{-10}$ $F_c(\text{He,Ar}) = \exp(-0.45 - T/3231)$ $F_c(\text{C}_2\text{H}_6) = \exp(-0.34 - T/3053)$	300–1000 300–1000 300–1000 300–1000 300–1000	± 0.3 ± 0.5 ± 0.5 ± 0.3 $\Delta F_c = \pm 0.1$ $\Delta F_c = \pm 0.1$
$\text{H} + \text{C}_2\text{H}_2 + \text{He} \rightarrow \text{C}_2\text{H}_3 + \text{He}$	$k_{\infty} = 1.4 \times 10^{-11} \exp(-1300/T)$ $k_0 = 3.3 \times 10^{-30} \exp(-740/T)$ $F_c = 0.44$	200–400 200–400 200–400	± 0.3 ± 0.5 $\Delta F_c = \pm 0.1$
$\text{H} + \text{C}_2\text{H}_3 + \text{M} \rightarrow \text{C}_2\text{H}_4 + \text{M}$	No recommendation		
$\text{H} + \text{C}_2\text{H}_4 + \text{M} \rightarrow \text{C}_2\text{H}_5 + \text{M}$	No recommendation		
$\text{H} + \text{C}_2\text{H}_5 + \text{M} \rightarrow \text{C}_2\text{H}_6 + \text{M}$	No recommendation		
$\text{H} + \text{C}_6\text{H}_5 + \text{M} \rightarrow \text{C}_6\text{H}_6 + \text{M}$	$k_{\infty} = 1.3 \times 10^{-10}$	1400–1700	± 0.5
$\text{H} + \text{C}_6\text{H}_6 + \text{M} \rightarrow \text{C}_6\text{H}_7 + \text{M}$	$k_{\infty} = 6.7 \times 10^{-11} \exp(-2170/T)$	300–1000	± 0.2
$\text{H} + \text{C}_6\text{H}_5\text{O} + \text{M} \rightarrow \text{C}_6\text{H}_5\text{OH} + \text{M}$	$k_{\infty} = 4.2 \times 10^{-10}$	1000	± 0.3
$\text{H} + \text{C}_6\text{H}_5\text{CH}_2 + \text{M} \rightarrow \text{C}_6\text{H}_5\text{CH}_3 + \text{M}$	$k_{\infty} = 5.5 \times 10^{-10}$	300–2000	± 0.2 at 300 K rising to ± 0.7 at 2000 K.
$\text{H} + \text{C}_6\text{H}_5\text{CH}_3 + \text{M} \rightarrow \text{C}_6\text{H}_6\text{CH}_3 + \text{M}$	$k_{\infty} = 1.2 \times 10^{-13}$	298	± 0.2
$\text{H} + \text{C}_6\text{H}_5\text{C}_2\text{H}_5 + \text{M} \rightarrow \text{C}_6\text{H}_6\text{C}_2\text{H}_5 + \text{M}$	$k_{\infty} = 3.3 \times 10^{-13}$	298	± 0.1
$\text{OH} + \text{OH} + \text{M} \rightarrow \text{H}_2\text{O}_2 + \text{M}$	$k_0(\text{N}_2) = 8 \times 10^{-31} (T/300)^{-0.76}$ $k_0(\text{H}_2\text{O}) = 4 \times 10^{-30}$ $k_{\infty} = 1.5 \times 10^{-11} (T/300)^{-0.37}$ $F_c(\text{N}_2) = 0.5$	250–1400 300–400 200–1500 200–1500	± 0.4 ± 0.5 $\Delta F_c = \pm 0.2$
$\text{OH} + \text{CH}_3 + \text{M} \rightarrow \text{CH}_3\text{OH} + \text{M}$	No data available for this channel (See Table 1)		

KINETIC DATA FOR COMBUSTION MODELLING (continued)

 Table 3
 COMBINATION REACTIONS (continued)

Reaction	$k_{\infty}/\text{cm}^3 \text{ molecule}^{-1} \text{ s}^{-1}$ $k_0/\text{cm}^6 \text{ molecule}^{-2} \text{ s}^{-1}$ F_c $k/\text{cm}^3 \text{ molecule}^{-1} \text{ s}^{-1} = \frac{k_0 k_{\infty} [M]}{k_0 [M] + k_{\infty}} F$	Temp/K	Error limits ($\Delta \log k$)
$\text{OH} + \text{C}_2\text{H}_2 + \text{M} \rightarrow \text{C}_2\text{H}_2\text{OH} + \text{M}$	See data sheet		
$\text{OH} + \text{C}_6\text{H}_6 + \text{M} \rightarrow \text{C}_6\text{H}_6\text{OH} + \text{M}$	$k_{\infty} = 3.8 \times 10^{-12} \exp(-340/T)$	240-340	± 0.2
$\text{OH} + \text{C}_6\text{H}_5\text{OH} + \text{M} \rightarrow \text{C}_6\text{H}_5(\text{OH})_2 + \text{M}$	$k_{\infty} = 2.8 \times 10^{-11}$	298	± 0.1
$\text{OH} + \text{C}_6\text{H}_5\text{CH}_3 + \text{M} \rightarrow \text{HOC}_6\text{H}_5\text{CH}_3 + \text{M}$	$k_{\infty} = 3.8 \times 10^{-12} \exp(180/T)$	200-300	± 0.4
$\text{OH} + \text{C}_6\text{H}_4(\text{CH}_3)_2 + \text{M} \rightarrow \text{C}_6\text{H}_4(\text{CH}_3)_2\text{OH} + \text{M}$	$k_{\infty} = 1.4 \times 10^{-11}$	300-320	± 0.1
$\text{OH} + \text{C}_6\text{H}_3\text{C}_2\text{H}_5 + \text{M} \rightarrow \text{HOC}_6\text{H}_3\text{C}_2\text{H}_5 + \text{M}$	7.5×10^{-12} at $p \leq 1$ atm.	298	± 0.1
$^3\text{CH}_2 + \text{C}_2\text{H}_2 + \text{M} \rightarrow \text{C}_3\text{H}_4 + \text{M}$	$2.0 \times 10^{-11} \exp(-3330/T)$ at $p = \leq 10$ Torr.	300-1000	± 0.3
$^3\text{CH}_2 + \text{C}_2\text{H}_4 + \text{M} \rightarrow \begin{matrix} \text{C}_3\text{H}_6 + \text{M} \\ c\text{-C}_3\text{H}_6 + \text{M} \\ \text{C}_3\text{H}_5 + \text{H} + \text{M} \end{matrix}$	$5.3 \times 10^{-12} \exp(-2660/T)$	300-1000	± 0.2 at 300 K rising to ± 0.3 at 1000 K
$^1\text{CH}_2 + \text{C}_2\text{H}_2 + \text{M} \rightarrow \begin{matrix} \text{CH}_2\text{CCH}_2 + \text{M} \\ \text{CH}_3\text{CCH} + \text{M} \\ \text{CH}_2\text{CCH} + \text{H} + \text{M} \end{matrix}$	3.7×10^{-10} independent of p	300-1000	± 0.3 at 300 K rising to ± 0.7 at 1000 K.
$^1\text{CH}_2 + \text{C}_2\text{H}_4 + \text{M} \rightarrow \text{C}_3\text{H}_6$	1.1×10^{-10} independent of p	300-1000	± 0.2 at 300 K rising to ± 0.5 at 1000 K.
$\text{CH}_3 + \text{O}_2 + \text{M} \rightarrow \text{CH}_3\text{O}_2 + \text{M}$	$k_0(\text{Ar}) = 1.5 \times 10^{-22} T^{-3.3}$ $k_0(\text{N}_2) = 1.6 \times 10^{-22} T^{-3.3}$ $k_{\infty} = 1.3 \times 10^{-15} T^{-1.2}$ $F_c = 0.466 - 1.30 \times 10^{-4} T$	300-800 300-800 300-800 300-800	± 0.3 ± 0.3 ± 0.3
$\text{CH}_3 + \text{CH}_3 + \text{Ar} \rightarrow \text{C}_2\text{H}_6 + \text{Ar}$	$k_{\infty} = 6 \times 10^{-11}$ $k_0 = 3.5 \times 10^{-7} T^{-7.0} \exp(-1390/T)$ $F_c = 0.38 \exp(-T/73)$ $+ 0.62 \exp(-T/1180)$	300-2000 300-2000 300-2000	± 0.05 at 300 K rising to ± 0.3 at 2000 K ± 0.3 $\Delta F_c = \pm 0.1$
$\text{CH}_3 + \text{C}_2\text{H}_2 + \text{M} \rightarrow \text{C}_3\text{H}_5 + \text{M}$	$k_{\infty} = 1 \times 10^{-12} \exp(-3900/T)$	300-600	± 0.5
$\text{CH}_3 + \text{C}_2\text{H}_4 + \text{M} \rightarrow n\text{-C}_3\text{H}_7 + \text{M}$	$3.5 \times 10^{-13} \exp(-3700/T)$	300-600	± 0.3
$\text{CH}_3 + \text{C}_2\text{H}_5 + \text{M} \rightarrow \text{C}_3\text{H}_8 + \text{M}$	$k_{\infty} = 4.7 \times 10^{-11}$	300-800	± 0.3
$\text{C}_2\text{H}_5 + \text{C}_2\text{H}_5 + \text{M} \rightarrow n\text{-C}_4\text{H}_{10} + \text{M}$	$k_{\infty} = 1.9 \times 10^{-11}$	300-1200	± 0.3
$\text{CH}_3\text{CO} + \text{O}_2 + \text{M} \rightarrow \text{CH}_3\text{CO}_3 + \text{M}$	2×10^{-12} for $p = 1-4$ Torr.	300	± 0.3

ELECTRICAL CONDUCTIVITY OF WATER

This table gives the electrical conductivity of highly purified water over a range of temperature and pressure. The first column of conductivity data refers to water at its own vapor pressure. Equations for calculating the conductivity at any temperature and pressure may be found in the reference.

Reference

Marshall, W. L., *J. Chem. Eng. Data* 32, 221, 1987.

Conductivity in $\mu\text{S}/\text{cm}$ at the Indicated Pressure

$t/^\circ\text{C}$	Sat. vapor	50 MPa	100 MPa	200 MPa	400 MPa	600 MPa
0	0.0115	0.0150	0.0189	0.0275	0.0458	0.0667
25	0.0550	0.0686	0.0836	0.117	0.194	0.291
100	0.765	0.942	1.13	1.53	2.45	3.51
200	2.99	4.08	5.22	7.65	13.1	19.5
300	2.41	4.87	7.80	14.1	28.9	46.5
400		1.17	4.91	14.3	39.2	71.3
600			0.134	4.65	33.8	85.7

ELECTRICAL CONDUCTIVITY OF AQUEOUS SOLUTIONS

The following table gives the electrical conductivity of aqueous solutions of some acids, bases, and salts as a function of concentration. All values refer to 20°C. The conductivity κ (often called specific conductance in older literature) is the reciprocal of the resistivity. The molar conductivity Λ is related to this by $\Lambda = \kappa/c$, where c is the amount-of-substance concentration of the electrolyte. Thus if κ has units of millisiemens per centimeter (mS/cm), as in this table, and c is expressed in mol/L, then Λ has units of S

cm² mol⁻¹. For these electrolytes the concentration c corresponding to the mass percent values given here can be found in the table "Concentrative Properties of Aqueous Solutions" in Section 7.

References

1. *CRC Handbook of Chemistry, and Physics, 70th Edition*, 1989, p. D-221.
2. Wolf, A. V., *Aqueous Solutions and Body Fluids*, Hoeber, 1996.

Electrical Conductivity κ in mS/cm for the Indicated Concentration in Mass Percent

Name	Formula	0.5%	1%	2%	5%	10%	15%	20%	25%	30%	40%	50%
Acetic acid	CH ₃ COOH	0.3	0.6	0.8	1.2	1.5	1.7	1.7	1.6	1.4	1.1	0.8
Ammonia	NH ₃	0.5	0.7	1.0	1.1	1.0	0.7	0.5	0.4			
Ammonium chloride	NH ₄ Cl	10.5	20.4	40.3	95.3	180						
Ammonium sulfate	(NH ₄) ₂ SO ₄	7.4	14.2	25.7	57.4	105	147	185	215			
Barium chloride	BaCl ₂	4.7	9.1	17.4	40.4	76.7	109.0	137.0				
Calcium chloride	CaCl ₂	8.1	15.7	29.4	67.0	117	157	177	183	172	106	
Cesium chloride	CsCl	3.8	7.4	13.8	32.9	65.8	102	142				
Citric acid	H ₃ C(OH)(COO) ₃	1.2	2.1	3.0	4.7	6.2	7.0	7.2	7.1			
Copper(II) sulfate	CuSO ₄	2.9	5.4	9.3	19.0	32.2	42.3					
Formic acid	HCOOH	1.4	2.4	3.5	5.6	7.8	9.0	9.9	10.4	10.5	9.9	8.6
Hydrogen chloride	HCl	45.1	92.9	183								
Lithium chloride	LiCl	10.1	19.0	34.9	76.4	127	155	170	165	146		
Magnesium chloride	MgCl ₂	8.6	16.6	31.2	66.9	108	129	134	122	98		
Magnesium sulfate	MgSO ₄	4.1	7.6	13.3	27.4	42.7	54.2	51.1	44.1			
Manganese(II) sulfate	MnSO ₄		6.2	10.6	21.6	34.5	43.7	47.6				
Nitric acid	HNO ₃	28.4	56.1	108								
Oxalic acid	H ₂ C ₂ O ₄	14.0	21.8	35.3	65.6							
Phosphoric acid	H ₃ PO ₄	5.5	10.1	16.2	31.5	59.4	88.4	118	146	173	209	
Potassium bromide	KBr	5.2	10.2	19.5	47.7	95.6	144	194				
Potassium carbonate	K ₂ CO ₃	7.0	13.6	25.4	58.0	109	152	188	223			
Potassium chloride	KCl	8.2	15.7	29.5	71.9	143	208					
Potassium dihydrogen phosphate	KH ₂ PO ₄	3.0	5.9	11.0	25.0	44.6						
Potassium hydrogen carbonate	KHCO ₃	4.6	8.9	17.0	38.8	72.4	101	128				
Potassium hydrogen phosphate	K ₂ HPO ₄	5.2	9.9	18.3	40.3							
Potassium hydroxide	KOH	20.0	38.5	75.0	178							
Potassium iodide	KI	3.8	7.5	14.2	35.2	71.8	110	188	224			
Potassium nitrate	KNO ₃	5.5	10.7	20.1	47.0	87.3	124	157	182			
Potassium permanganate	KMnO ₄	3.5	6.9	13.0	30.5							
Potassium sulfate	K ₂ SO ₄	5.8	11.2	21.0	48.0	88.6						
Silver(I) nitrate	AgNO ₃	3.1	6.1	12.0	26.7	49.8	72.0	92.8	112	129	162	
Sodium acetate	NaCH ₃ COO	3.9	7.6	14.4	30.9	53.4	64.1	69.3	69.2	64.3		
Sodium bromide	NaBr	5.0	9.7	18.4	44.0	84.6	122	157	191	216		
Sodium carbonate	Na ₂ CO ₃	7.0	13.1	23.3	47.0	74.4	88.6					
Sodium chloride	NaCl	8.2	16.0	30.2	70.1	126	171	204	222			
Sodium citrate	Na ₃ C ₆ H ₅ O ₇		7.4	12.8	26.2	42.1	52.0	57.1	57.3	53.5		
Sodium dihydrogen phosphate	NaH ₂ PO ₄	2.2	4.4	9.1	21.0	33.2	43.3	49.6	53.1	54.0	46.1	
Sodium hydrogen carbonate	NaHCO ₃	4.2	8.2	15.0	31.4							
Sodium hydrogen phosphate	Na ₂ HPO ₄	4.6	8.7	15.6	31.4							
Sodium hydroxide	NaOH	24.8	48.6	93.1	206							
Sodium nitrate	NaNO ₃	5.4	10.6	20.4	46.2	82.6	111	134	152	165	178	
Sodium phosphate	Na ₃ PO ₄	7.3	14.1	22.7	43.5							
Sodium sulfate	Na ₂ SO ₄	5.9	11.2	19.8	42.7	71.3	91.1	109				
Sodium thiosulfate	Na ₂ S ₂ O ₃	5.7	10.7	19.5	43.3	76.7	104	123	134	136	118	
Strontium chloride	SrCl ₂	5.9	11.4	22.0	49.1	91.5	127	153	168	178		
Sulfuric acid	H ₂ SO ₄	24.3	47.8	92	211							
Trichloroacetic acid	CCl ₃ COOH	10.3	19.6	37.2	84.7	148	193	221				
Zinc sulfate	ZnSO ₄	2.8	5.4	10.0	20.5	33.7	43.3					

THERMODYNAMIC PROPERTIES OF AIR

These tables summarize the thermodynamic properties of air in the liquid and gaseous states, as well as along the saturation line. In the table for the saturation state, $P(\text{boil})$ is the bubble point temperature (i.e., the pressure at which boiling begins as the temperature of the liquid is raised), and $P(\text{con})$ is the dew point temperature (pressure at which condensation begins as the temperature of the gas is lowered). The other properties tabulated are density (ρ), enthalpy (H), entropy (S), and isobaric heat capacity (C_p). More detailed tables may be found in the references.

References

1. Vasserman, A. A., and Rabinovich, V. A., *Thermophysical Properties of Liquid Air and its Components*, Izdatel'stvo Komiteta, Standartov, Moscow, 1968.
2. Vasserman, A. A., et al., *Thermophysical Properties of Air and Air Components*, Izdatel'stvo Nauka, Moscow, 1966.

Properties in the saturation state:

T K	$P(\text{boil})$ bar	$P(\text{con})$ bar	ρ (liq) g/cm ³	ρ (gas) g/L
65	0.1468	0.0861	0.939	0.464
70	0.3234	0.2052	0.917	1.033
75	0.6366	0.4321	0.894	2.048
80	1.146	0.8245	0.871	3.709
85	1.921	1.453	0.845	6.258
90	3.036	2.397	0.819	9.980
95	4.574	3.748	0.792	15.21
100	6.621	5.599	0.763	22.39
110	12.59	11.22	0.699	45.15
120	21.61	20.14	0.622	87.34
130	34.16	33.32	0.487	184.33
132.55	37.69	37.69	0.313	312.89

Properties of air in the gaseous state:

P bar	T K	ρ g/L	H J/g	S J/g K	C_p J/g ^o K
1	100	3.556	98.3	5.759	1.032
1	200	1.746	199.7	6.463	1.007
1	300	1.161	300.3	6.871	1.007
1	500	0.696	503.4	7.389	1.030
1	1000	0.348	1046.6	8.138	1.141
10	200	17.835	195.2	5.766	1.049
10	300	11.643	298.3	6.204	1.021
10	500	6.944	502.9	6.727	1.034
10	1000	3.471	1047.2	7.477	1.142
100	200	213.950	148.8	4.949	1.650
100	300	116.945	279.9	5.486	1.158
100	500	66.934	499.0	6.048	1.073
100	1000	33.613	1052.4	6.812	1.151

Properties of liquid air:

P bar	T K	ρ g/cm ³	H J/g	S J/g K	C_p J/g K
1	75	0.8935	-131.7	2.918	1.843
5	75	0.8942	-131.4	2.916	1.840
5	80	0.8718	-122.3	3.031	1.868
5	85	0.8482	-112.9	3.143	1.901
5	90	0.8230	-103.3	3.250	1.941
5	95	0.7962	-93.5	3.356	1.991
10	75	0.8952	-131.1	2.913	1.836
10	80	0.8729	-122.0	3.028	1.863
10	90	0.8245	-103.1	3.246	1.932
10	100	0.7695	-83.2	3.452	2.041
50	75	0.9025	-128.2	2.892	1.806
50	100	0.7859	-81.8	3.415	1.939
50	125	0.6222	-28.3	3.889	2.614
50	150	0.1879	91.9	4.764	2.721
100	75	0.9111	-124.5	2.867	1.774
100	100	0.8033	-79.4	3.376	1.852
100	125	0.6746	-31.4	3.805	2.062
100	150	0.4871	32.8	4.271	2.832

PROPERTIES OF WATER IN THE RANGE 0–100 °C

This table summarizes the best available values of the density, specific heat capacity at constant pressure (C_p), vapor pressure, viscosity, thermal conductivity, dielectric constant, and surface tension for liquid water in the range 0 – 100 °C. All values (except vapor pressure) refer to a pressure of 100 kPa (1 bar). The temperature scale is IPTS-68.

References

1. L. Harr, J. S. Gallagher, and G. S. Kell, *NBS/NRC Steam Tables*, Hemisphere Publishing Corp., New York, 1984.
2. K. N. Marsh, Ed., *Recommended Reference Materials for the Realization of Physicochemical Properties*, Blackwell Scientific Publications, Oxford, 1987.
3. J. V. Sengers and J. T. R. Watson, Improved international formulations for the viscosity and thermal conductivity of water substance, *J. Phys. Chem. Ref. Data*, 15, 1291, 1986.
4. D. G. Archer and P. Wang, The dielectric constant of water and Debye-Hückel limiting law slopes, *J. Phys. Chem. Ref. Data*, 19, 371, 1990.
5. N. B. Vargaftik, et al., International tables of the surface tension of water, *J. Phys. Chem. Ref. Data*, 12, 817, 1983.

t °C	Density g/cm ³	C_p J/g K	Vap. pres. kPa	Visc. μPa s	Ther. cond. mW/K m	Diel. const.	Surf. ten. mN/m
0	0.99984	4.2176	0.6113	1793	561.0	87.90	75.64
10	0.99970	4.1921	1.2281	1307	580.0	83.96	74.23
20	0.99821	4.1818	2.3388	1002	598.4	80.20	72.75
30	0.99565	4.1784	4.2455	797.7	615.4	76.60	71.20
40	0.99222	4.1785	7.3814	653.2	630.5	73.17	69.60
50	0.98803	4.1806	12.344	547.0	643.5	69.88	67.94
60	0.98320	4.1843	19.932	466.5	654.3	66.73	66.24
70	0.97778	4.1895	31.176	404.0	663.1	63.73	64.47
80	0.97182	4.1963	47.373	354.4	670.0	60.86	62.67
90	0.96535	4.2050	70.117	314.5	675.3	58.12	60.82
100	0.95840	4.2159	101.325	281.8	679.1	55.51	58.91
Ref.	1-3	2	1, 3	3	3	4	5

ENTHALPY OF VAPORIZATION OF WATER

The enthalpy (heat) of vaporization of water is tabulated as a function of temperature on the IPTS-68 scale.

Reference

Marsh, K. N., Ed., *Recommended Reference Materials for the Realization of Physicochemical Properties*, Blackwell, Oxford, 1987.

t °C	$\Delta_{\text{vap}}H$ kJ/mol	t °C	$\Delta_{\text{vap}}H$ kJ/mol
0	45.054	200	34.962
25	43.990	220	33.468
40	43.350	240	31.809
60	42.482	260	29.930
80	41.585	280	27.795
100	40.657	300	25.300
120	39.684	320	22.297
140	38.643	340	18.502
160	37.518	360	12.966
180	36.304	374	2.066

ENTHALPY OF VAPORIZATION OF WATER

The enthalpy (heat) of vaporization of water is tabulated as a function of temperature on the IPTS-68 scale.

Reference

Marsh, K. N., Ed., *Recommended Reference Materials for the Realization of Physicochemical Properties*, Blackwell, Oxford, 1987.

t °C	$\Delta_{\text{vap}}H$ kJ/mol	t °C	$\Delta_{\text{vap}}H$ kJ/mol
0	45.054	200	34.962
25	43.990	220	33.468
40	43.350	240	31.809
60	42.482	260	29.930
80	41.585	280	27.795
100	40.657	300	25.300
120	39.684	320	22.297
140	38.643	340	18.502
160	37.518	360	12.966
180	36.304	374	2.066

FIXED POINT PROPERTIES OF H₂O AND D₂O

Temperatures are given on the IPTS-68 scale.

References

1. Haar, L., Gallagher, J. S., and Kell, G. S., *NBS/NRC Steam Tables*, Hemisphere Publishing Corp., New York, 1984.
2. Levelt Sengers, J. M. H., Straub, J., Watanabe, K., and Hill, P. G., Assessment of critical parameter values for H₂O and D₂O, *J. Phys. Chem. Ref. Data*, 14, 193, 1985.
3. Kestin, J. et. al., Thermophysical properties of fluid D₂O, *J. Phys. Chem. Ref. Data*, 13, 601, 1984.
4. Kestin, J. et. al., Thermophysical properties of fluid H₂O, *J. Phys. Chem. Ref. Data*, 13, 175, 1984.
5. Hill, P. G., MacMillan, R. D. C., and Lee, V., A fundamental equation of state for heavy water, *J. Phys. Chem. Ref. Data*, 11, 1, 1982.

	Unit	H ₂ O	D ₂ O
Molar mass	g/mol	18.01528	20.02748
Melting point(101.325 kPa)	°C	0.00	3.82
Boiling point(101.325 kPa)	°C	100.00	101.42
Triple point temperature	°C	0.01	3.82
Triple point pressure	Pa	611.73	661
Triple point density(l)	g/cm ³	0.99978	1.1055
Triple point density(g)	mg/L	4.885	5.75
Critical temperature	°C	373.99	370.74
Critical pressure	MPa	22.064	21.671
Critical density	g/cm ³	0.322	0.356
Critical specific volume	cm ³ /g	3.11	2.81
Maximum density(saturated liquid)	g/cm ³	0.99995	1.1053
Temperature of maximum density	°C	4.0	11.2

THERMAL CONDUCTIVITY OF SATURATED H₂O AND D₂O

This table gives the thermal conductivity λ for water (H₂O or D₂O) in equilibrium with its vapor. Values for the liquid (λ_l) and vapor (λ_v) are listed, as well as the vapor pressure.

References

1. Sengers, J.V. and Watson, J.T.R., Improved international formulations for the viscosity and thermal conductivity of water substance, *J. Phys. Chem. Ref. Data*, 15, 1291, 1986.
2. Matsunaga, N. and Nagashima, A., Transport properties of liquid and gaseous D₂O over a wide range of temperature and pressure, *J. Phys. Chem. Ref. Data*, 12, 933, 1983.

<i>t</i> /°C	H ₂ O			D ₂ O		
	<i>P</i> /kPa	λ_l / (mW/K m)	λ_v / (mW/K m)	<i>P</i> /kPa	λ_l / (mW/K m)	λ_v / (mW/K m)
0	0.6	561.0	16.49			
10	1.2	580.0	17.21	1.0	575	17.0
20	2.3	598.4	17.95	2.0	589	17.8
30	4.2	615.4	18.70	3.7	600	18.5
40	7.4	630.5	19.48	6.5	610	19.3
50	12.3	643.5	20.28	11.1	618	20.2
60	19.9	654.3	21.10	18.2	625	21.0
70	31.2	663.1	21.96	28.8	629	21.9
80	47.4	670.0	22.86	44.2	633	22.8
90	70.1	675.3	23.80	66.1	635	23.8
100	101.3	679.1	24.79	96.2	636	24.8
150	476	682.1	30.77	465	625	30.8
200	1555	663.4	39.10	1546	592	39.0
250	3978	621.4	51.18	3995	541	52.0
300	8593	547.7	71.78	8688	473	75.2
350	16530	447.6	134.59	16820	391	143.0

THERMAL CONDUCTIVITY OF SATURATED H₂O AND D₂O

This table gives the thermal conductivity λ for water (H₂O or D₂O) in equilibrium with its vapor. Values for the liquid (λ_l) and vapor (λ_v) are listed, as well as the vapor pressure.

References

1. Sengers, J.V. and Watson, J.T.R., Improved international formulations for the viscosity and thermal conductivity of water substance, *J. Phys. Chem. Ref. Data*, 15, 1291, 1986.
2. Matsunaga, N. and Nagashima, A., Transport properties of liquid and gaseous D₂O over a wide range of temperature and pressure, *J. Phys. Chem. Ref. Data*, 12, 933, 1983.

$t/^\circ\text{C}$	H ₂ O			D ₂ O		
	P/kPa	$\lambda_l/(\text{mW/K m})$	$\lambda_v/(\text{mW/K m})$	P/kPa	$\lambda_l/(\text{mW/K m})$	$\lambda_v/(\text{mW/K m})$
0	0.6	561.0	16.49			
10	1.2	580.0	17.21	1.0	575	17.0
20	2.3	598.4	17.95	2.0	589	17.8
30	4.2	615.4	18.70	3.7	600	18.5
40	7.4	630.5	19.48	6.5	610	19.3
50	12.3	643.5	20.28	11.1	618	20.2
60	19.9	654.3	21.10	18.2	625	21.0
70	31.2	663.1	21.96	28.8	629	21.9
80	47.4	670.0	22.86	44.2	633	22.8
90	70.1	675.3	23.80	66.1	635	23.8
100	101.3	679.1	24.79	96.2	636	24.8
150	476	682.1	30.77	465	625	30.8
200	1555	663.4	39.10	1546	592	39.0
250	3978	621.4	51.18	3995	541	52.0
300	8593	547.7	71.78	8688	473	75.2
350	16530	447.6	134.59	16820	391	143.0

STANDARD DENSITY OF WATER

This table gives the density ρ of water in the temperature range from 0°C to 100°C at a pressure of 101325 Pa (one standard atmosphere). From 0°C to 40°C the values are taken from the IUPAC publication in Reference 1 and refer to standard mean ocean water (SMOW), free from dissolved salts and gases. SMOW is a standard water sample of high purity and known isotopic composition. Methods of correcting for different isotopic compositions are discussed in Reference 1. The remaining values are taken from the NIST Chemistry WebBook, Reference 2.

Note that the IUPAC values refer to the IPTS-68 temperature scale, while the NIST values are based on the ITS-90 scale (where the normal boiling point is 99.974°C). The conversion between these scales can be found in Sec. 1. The difference between the scales leads to a difference in the density of water of about 20 ppm in the neighborhood of 100°C and much less at lower temperatures.

References

1. Marsh, K. N., Ed., *Recommended Reference Materials for the Realization of Physicochemical Properties*, Blackwell Scientific Publications, Oxford, 1987.
2. Lemmon, E.W., McLinden, M.O., and Friend, D.G., "Thermophysical Properties of Fluid Systems" in NIST Chemistry WebBook, NIST Standard Reference Database Number 69, Eds. P.J. Linstrom and W.G. Mallard, June 2005, National Institute of Standards and Technology, Gaithersburg MD, 20899 (<http://webbook.nist.gov>).
3. Wagner, W., and Pruss, A., "The IAPWS formulation 1995 for the thermodynamic properties of ordinary water substance for general and scientific use", *J. Phys. Chem. Ref. Data* 31, 387-535, 2002.
4. Saul, A., and Wagner, W., "A Fundamental Equation for Water Covering the Range From the Melting Line to 1273 K at Pressures up to 25000 MPa", *J. Phys. Chem. Ref. Data* 18, 1537-1564, 1989.

$t/^\circ\text{C}$	$\rho/\text{g cm}^{-3}$	$t/^\circ\text{C}$	$\rho/\text{g cm}^{-3}$	$t/^\circ\text{C}$	$\rho/\text{g cm}^{-3}$	$t/^\circ\text{C}$	$\rho/\text{g cm}^{-3}$	$t/^\circ\text{C}$	$\rho/\text{g cm}^{-3}$
0.1	0.9998493	4.3	0.9999742	8.5	0.9998189	12.7	0.9994167	16.9	0.9987942
0.2	0.9998558	4.4	0.9999736	8.6	0.9998121	12.8	0.9994043	17.0	0.9987769
0.3	0.9998622	4.5	0.9999728	8.7	0.9998051	12.9	0.9993918	17.1	0.9987595
0.4	0.9998683	4.6	0.9999719	8.8	0.9997980	13.0	0.9993792	17.2	0.9987419
0.5	0.9998743	4.7	0.9999709	8.9	0.9997908	13.1	0.9993665	17.3	0.9987243
0.6	0.9998801	4.8	0.9999696	9.0	0.9997834	13.2	0.9993536	17.4	0.9987065
0.7	0.9998857	4.9	0.9999683	9.1	0.9997759	13.3	0.9993407	17.5	0.9986886
0.8	0.9998912	5.0	0.9999668	9.2	0.9997682	13.4	0.9993276	17.6	0.9986706
0.9	0.9998964	5.1	0.9999651	9.3	0.9997604	13.5	0.9993143	17.7	0.9986525
1.0	0.9999015	5.2	0.9999632	9.4	0.9997525	13.6	0.9993010	17.8	0.9986343
1.1	0.9999065	5.3	0.9999612	9.5	0.9997444	13.7	0.9992875	17.9	0.9986160
1.2	0.9999112	5.4	0.9999591	9.6	0.9997362	13.8	0.9992740	18.0	0.9985976
1.3	0.9999158	5.5	0.9999568	9.7	0.9997279	13.9	0.9992602	18.1	0.9985790
1.4	0.9999202	5.6	0.9999544	9.8	0.9997194	14.0	0.9992464	18.2	0.9985604
1.5	0.9999244	5.7	0.9999518	9.9	0.9997108	14.1	0.9992325	18.3	0.9985416
1.6	0.9999284	5.8	0.9999490	10.0	0.9997021	14.2	0.9992184	18.4	0.9985228
1.7	0.9999323	5.9	0.9999461	10.1	0.9996932	14.3	0.9992042	18.5	0.9985038
1.8	0.9999360	6.0	0.9999430	10.2	0.9996842	14.4	0.9991899	18.6	0.9984847
1.9	0.9999395	6.1	0.9999398	10.3	0.9996751	14.5	0.9991755	18.7	0.9984655
2.0	0.9999429	6.2	0.9999365	10.4	0.9996658	14.6	0.9991609	18.8	0.9984462
2.1	0.9999461	6.3	0.9999330	10.5	0.9996564	14.7	0.9991463	18.9	0.9984268
2.2	0.9999491	6.4	0.9999293	10.6	0.9996468	14.8	0.9991315	19.0	0.9984073
2.3	0.9999519	6.5	0.9999255	10.7	0.9996372	14.9	0.9991166	19.1	0.9983877
2.4	0.9999546	6.6	0.9999216	10.8	0.9996274	15.0	0.9991016	19.2	0.9983680
2.5	0.9999571	6.7	0.9999175	10.9	0.9996174	15.1	0.9990864	19.3	0.9983481
2.6	0.9999595	6.8	0.9999132	11.0	0.9996074	15.2	0.9990712	19.4	0.9983282
2.7	0.9999616	6.9	0.9999088	11.1	0.9995972	15.3	0.9990558	19.5	0.9983081
2.8	0.9999636	7.0	0.9999043	11.2	0.9995869	15.4	0.9990403	19.6	0.9982880
2.9	0.9999655	7.1	0.9998996	11.3	0.9995764	15.5	0.9990247	19.7	0.9982677
3.0	0.9999672	7.2	0.9998948	11.4	0.9995658	15.6	0.9990090	19.8	0.9982474
3.1	0.9999687	7.3	0.9998898	11.5	0.9995551	15.7	0.9989932	19.9	0.9982269
3.2	0.9999700	7.4	0.9998847	11.6	0.9995443	15.8	0.9989772	20.0	0.9982063
3.3	0.9999712	7.5	0.9998794	11.7	0.9995333	15.9	0.9989612	20.1	0.9981856
3.4	0.9999722	7.6	0.9998740	11.8	0.9995222	16.0	0.9989450	20.2	0.9981649
3.5	0.9999731	7.7	0.9998684	11.9	0.9995110	16.1	0.9989287	20.3	0.9981440
3.6	0.9999738	7.8	0.9998627	12.0	0.9994996	16.2	0.9989123	20.4	0.9981230
3.7	0.9999743	7.9	0.9998569	12.1	0.9994882	16.3	0.9988957	20.5	0.9981019
3.8	0.9999747	8.0	0.9998509	12.2	0.9994766	16.4	0.9988791	20.6	0.9980807
3.9	0.9999749	8.1	0.9998448	12.3	0.9994648	16.5	0.9988623	20.7	0.9980594
4.0	0.9999750	8.2	0.9998385	12.4	0.9994530	16.6	0.9988455	20.8	0.9980380
4.1	0.9999748	8.3	0.9998321	12.5	0.9994410	16.7	0.9988285	20.9	0.9980164
4.2	0.9999746	8.4	0.9998256	12.6	0.9994289	16.8	0.9988114	21.0	0.9979948

$t/^{\circ}\text{C}$	$\rho/\text{g cm}^{-3}$	$t/^{\circ}\text{C}$	$\rho/\text{g cm}^{-3}$	$t/^{\circ}\text{C}$	$\rho/\text{g cm}^{-3}$	$t/^{\circ}\text{C}$	$\rho/\text{g cm}^{-3}$	$t/^{\circ}\text{C}$	$\rho/\text{g cm}^{-3}$
21.1	0.9979731	26.1	0.9967604	31.1	0.9953139	36.1	0.9936531	51.0	0.98758
21.2	0.9979513	26.2	0.9967337	31.2	0.9952827	36.2	0.9936178	52.0	0.98712
21.3	0.9979294	26.3	0.9967069	31.3	0.9952514	36.3	0.9935825	53.0	0.98665
21.4	0.9979073	26.4	0.9966800	31.4	0.9952201	36.4	0.9935470	54.0	0.98617
21.5	0.9978852	26.5	0.9966530	31.5	0.9951887	36.5	0.9935115	55.0	0.98569
21.6	0.9978630	26.6	0.9966259	31.6	0.9951572	36.6	0.9934759	56.0	0.98521
21.7	0.9978406	26.7	0.9965987	31.7	0.9951255	36.7	0.9934403	57.0	0.98471
21.8	0.9978182	26.8	0.9965714	31.8	0.9950939	36.8	0.9934045	58.0	0.98421
21.9	0.9977957	26.9	0.9965441	31.9	0.9950621	36.9	0.9933687	59.0	0.98371
22.0	0.9977730	27.0	0.9965166	32.0	0.9950302	37.0	0.9933328	60.0	0.98320
22.1	0.9977503	27.1	0.9964891	32.1	0.9949983	37.1	0.9932968	61.0	0.98268
22.2	0.9977275	27.2	0.9964615	32.2	0.9949663	37.2	0.9932607	62.0	0.98216
22.3	0.9977045	27.3	0.9964337	32.3	0.9949342	37.3	0.9932246	63.0	0.98163
22.4	0.9976815	27.4	0.9964059	32.4	0.9949020	37.4	0.9931884	64.0	0.98109
22.5	0.9976584	27.5	0.9963780	32.5	0.9948697	37.5	0.9931521	65.0	0.98055
22.6	0.9976351	27.6	0.9963500	32.6	0.9948373	37.6	0.9931157	66.0	0.98000
22.7	0.9976118	27.7	0.9963219	32.7	0.9948049	37.7	0.9930793	67.0	0.97945
22.8	0.9975883	27.8	0.9962938	32.8	0.9947724	37.8	0.9930428	68.0	0.97890
22.9	0.9975648	27.9	0.9962655	32.9	0.9947397	37.9	0.9930062	69.0	0.97833
23.0	0.9975412	28.0	0.9962371	33.0	0.9947071	38.0	0.9929695	70.0	0.97776
23.1	0.9975174	28.1	0.9962087	33.1	0.9946743	38.1	0.9929328	71.0	0.97719
23.2	0.9974936	28.2	0.9961801	33.2	0.9946414	38.2	0.9928960	72.0	0.97661
23.3	0.9974697	28.3	0.9961515	33.3	0.9946085	38.3	0.9928591	73.0	0.97603
23.4	0.9974456	28.4	0.9961228	33.4	0.9945755	38.4	0.9928221	74.0	0.97544
23.5	0.9974215	28.5	0.9960940	33.5	0.9945423	38.5	0.9927850	75.0	0.97484
23.6	0.9973973	28.6	0.9960651	33.6	0.9945092	38.6	0.9927479	76.0	0.97424
23.7	0.9973730	28.7	0.9960361	33.7	0.9944759	38.7	0.9927107	77.0	0.97364
23.8	0.9973485	28.8	0.9960070	33.8	0.9944425	38.8	0.9926735	78.0	0.97303
23.9	0.9973240	28.9	0.9959778	33.9	0.9944091	38.9	0.9926361	79.0	0.97241
24.0	0.9972994	29.0	0.9959486	34.0	0.9943756	39.0	0.9925987	80.0	0.97179
24.1	0.9972747	29.1	0.9959192	34.1	0.9943420	39.1	0.9925612	81.0	0.97116
24.2	0.9972499	29.2	0.9958898	34.2	0.9943083	39.2	0.9925236	82.0	0.97053
24.3	0.9972250	29.3	0.9958603	34.3	0.9942745	39.3	0.9924860	83.0	0.96990
24.4	0.9972000	29.4	0.9958306	34.4	0.9942407	39.4	0.9924483	84.0	0.96926
24.5	0.9971749	29.5	0.9958009	34.5	0.9942068	39.5	0.9924105	85.0	0.96861
24.6	0.9971497	29.6	0.9957712	34.6	0.9941728	39.6	0.9923726	86.0	0.96796
24.7	0.9971244	29.7	0.9957413	34.7	0.9941387	39.7	0.9923347	87.0	0.96731
24.8	0.9970990	29.8	0.9957113	34.8	0.9941045	39.8	0.9922966	88.0	0.96664
24.9	0.9970735	29.9	0.9956813	34.9	0.9940703	39.9	0.9922586	89.0	0.96598
25.0	0.9970480	30.0	0.9956511	35.0	0.9940359	40.0	0.9922204	90.0	0.96531
25.1	0.9970223	30.1	0.9956209	35.1	0.9940015	41.0	0.99183	91.0	0.96463
25.2	0.9969965	30.2	0.9955906	35.2	0.9939671	42.0	0.99144	92.0	0.96396
25.3	0.9969707	30.3	0.9955602	35.3	0.9939325	43.0	0.99104	93.0	0.96327
25.4	0.9969447	30.4	0.9955297	35.4	0.9938978	44.0	0.99063	94.0	0.96258
25.5	0.9969186	30.5	0.9954991	35.5	0.9938631	45.0	0.99021	95.0	0.96189
25.6	0.9968925	30.6	0.9954685	35.6	0.9938283	46.0	0.98979	96.0	0.96119
25.7	0.9968663	30.7	0.9954377	35.7	0.9937934	47.0	0.98936	97.0	0.96049
25.8	0.9968399	30.8	0.9954069	35.8	0.9937585	48.0	0.98893	98.0	0.95978
25.9	0.9968135	30.9	0.9953760	35.9	0.9937234	49.0	0.98848	99.0	0.95907
26.0	0.9967870	31.0	0.9953450	36.0	0.9936883	50.0	0.98804	99.974	0.95837

VOLUMETRIC PROPERTIES OF AQUEOUS SODIUM CHLORIDE SOLUTIONS

This table gives the following properties of aqueous solutions of NaCl as a function of temperature and concentration:

All data refer to a pressure of 100 kPa (1 bar). The reference gives properties over a wider range of temperature and pressure.

Specific volume v (reciprocal of density) in cm^3/g
 Isothermal compressibility $\kappa_T = -(1/v)(\partial v/\partial P)_T$ in GPa^{-1}
 Cubic expansion coefficient $\alpha_v = (1/v)(\partial v/\partial T)_P$ in kK^{-1}

Reference

Rogers, P. S. Z., and Pitzer, K. S., *J. Phys. Chem. Ref. Data*, 11, 15, 1982.

$t/^\circ\text{C}$	Molality in mol/kg								
	0.100	0.250	0.500	0.750	1.000	2.000	3.000	4.000	5.000
<i>Specific volume v in cm^3/g</i>									
0	0.995732	0.989259	0.978889	0.968991	0.959525	0.925426	0.896292	0.870996	0.848646
10	0.995998	0.989781	0.979804	0.970256	0.961101	0.927905	0.899262	0.874201	0.851958
20	0.997620	0.991564	0.981833	0.972505	0.963544	0.930909	0.902565	0.877643	0.855469
25	0.998834	0.992832	0.983185	0.973932	0.965038	0.932590	0.904339	0.879457	0.857301
30	1.000279	0.994319	0.984735	0.975539	0.966694	0.934382	0.906194	0.881334	0.859185
40	1.003796	0.997883	0.988374	0.979243	0.970455	0.938287	0.910145	0.885276	0.863108
50	1.008064	1.002161	0.992668	0.983551	0.974772	0.942603	0.914411	0.889473	0.867241
60	1.0130	1.0071	0.9976	0.9885	0.9797	0.9474	0.9191	0.8940	0.8716
70	1.0186	1.0127	1.0031	0.9939	0.9851	0.9526	0.9240	0.8987	0.8762
80	1.0249	1.0188	1.0092	0.9999	0.9909	0.9581	0.9293	0.9037	0.8809
90	1.0317	1.0256	1.0157	1.0063	0.9972	0.9640	0.9348	0.9089	0.8858
100	1.0391	1.0329	1.0228	1.0133	1.0040	0.9703	0.9406	0.9144	0.8910
<i>Compressibility κ_T in GPa^{-1}</i>									
0	0.503	0.492	0.475	0.459	0.443	0.389	0.346	0.315	0.294
10	0.472	0.463	0.449	0.436	0.423	0.377	0.341	0.313	0.294
20	0.453	0.446	0.433	0.422	0.411	0.371	0.338	0.313	0.294
25	0.447	0.440	0.428	0.417	0.407	0.369	0.337	0.313	0.294
30	0.443	0.436	0.425	0.414	0.404	0.367	0.337	0.313	0.294
40	0.438	0.432	0.421	0.411	0.401	0.367	0.338	0.315	0.296
50	0.438	0.431	0.421	0.411	0.402	0.369	0.340	0.317	0.299
60	0.44	0.44	0.43	0.42	0.41	0.38	0.35	0.32	0.30
70	0.45	0.44	0.43	0.42	0.42	0.38	0.36	0.33	0.31
80	0.46	0.45	0.44	0.43	0.43	0.39	0.37	0.34	0.32
90	0.47	0.47	0.46	0.45	0.44	0.41	0.38	0.35	0.33
100	0.49	0.48	0.47	0.46	0.45	0.42	0.39	0.37	0.34
<i>Cubic expansion coefficient α_v in kK^{-1}</i>									
0	-0.058	-0.026	0.024	0.069	0.110	0.237	0.313	0.355	
10	0.102	0.123	0.156	0.186	0.213	0.297	0.349	0.380	
20	0.218	0.232	0.254	0.274	0.292	0.349	0.384	0.406	
25	0.267	0.278	0.296	0.312	0.327	0.373	0.401	0.420	
30	0.311	0.320	0.334	0.347	0.359	0.395	0.418	0.433	
40	0.389	0.394	0.402	0.410	0.417	0.438	0.451	0.460	
50	0.458	0.460	0.464	0.467	0.470	0.479	0.484	0.486	
60	0.52	0.52	0.52	0.52	0.52	0.52	0.52	0.52	
70	0.58	0.58	0.58	0.57	0.57	0.56	0.55	0.54	
80	0.64	0.63	0.63	0.62	0.61	0.60	0.58	0.56	
90	0.69	0.68	0.67	0.67	0.66	0.63	0.61	0.59	
100	0.74	0.73	0.72	0.71	0.70	0.66	0.64	0.61	

DENSITY OF D₂O

Density of liquid D₂O in g/cm³ at a pressure of 100 kPa (1 bar).

Reference

Kirillin, V.A., Ed., *Heavy Water: Thermophysical Properties*, Gosudarstvennoe Energeticheskoe Izdatel'stvo, Moscow, 1963.

<i>t</i> /°C	3.8	5	10	15	20	25	30
Density	1.1053	1.1055	1.1057	1.1056	1.105	1.1044	1.1034
<i>t</i> /°C	35	40	45	50	55	60	65
Density	1.1019	1.1001	1.0979	1.0957	1.0931	1.0905	1.0875
<i>t</i> /°C	70	75	80	85	90	95	100
Density	1.0847	1.0815	1.0783	1.0748	1.0712	1.0673	1.0635

VAPOR PRESSURE OF ICE

The values of the vapor (sublimation) pressure of ice in this table were calculated from the equation recommended by the International Association for the Properties of Steam (IAPS) in 1993. Temperature values correspond to the ITS-90 temperature scale. The uncertainty in the pressure is estimated to be 0.1% for $t > -25^{\circ}\text{C}$ and 0.5% for $t < -25^{\circ}\text{C}$. The first entry in the table is the triple point of water.

Reference

Wagner, W., Saul, A., and Pruss, A., *J. Phys. Chem. Ref. Data*, 23, 515, 1994.

$t/^{\circ}\text{C}$	p/Pa	$t/^{\circ}\text{C}$	p/Pa	$t/^{\circ}\text{C}$	p/Pa
0.01	611.657	-16	150.68	-33	27.71
0	611.15	-17	137.25	-34	24.90
-1	562.67	-18	124.92	-35	22.35
-2	517.72	-19	113.62	-36	20.04
-3	476.06	-20	103.26	-37	17.96
-4	437.47	-21	93.77	-38	16.07
-5	401.76	-22	85.10	-39	14.37
-6	368.73	-23	77.16	-40	12.84
-7	338.19	-24	69.91	-45	7.202
-8	309.98	-25	63.29	-50	3.936
-9	283.94	-26	57.25	-55	2.093
-10	259.90	-27	51.74	-60	1.080
-11	237.74	-28	46.73	-65	0.540
-12	217.32	-29	42.16	-70	0.261
-13	198.52	-30	38.01	-75	0.122
-14	181.22	-31	34.24	-80	0.055
-15	165.30	-32	30.82		

VAPOR PRESSURE OF WATER FROM 0 TO 370°C

This table gives the vapor pressure of water at intervals of 1° C from the melting point to the critical point.

Reference

Haar, L., Gallagher, J. S., and Kell, G. S., *NBS/NRC Steam Tables*, Hemisphere Publishing Corp., New York, 1984.

$t/^\circ\text{C}$	P/kPa	$t/^\circ\text{C}$	P/kPa	$t/^\circ\text{C}$	P/kPa	$t/^\circ\text{C}$	P/kPa
0	0.61129	52	13.623	104	116.67	156	557.32
1	0.65716	53	14.303	105	120.79	157	571.94
2	0.70605	54	15.012	106	125.03	158	586.87
3	0.75813	55	15.752	107	129.39	159	602.11
4	0.81359	56	16.522	108	133.88	160	617.66
5	0.87260	57	17.324	109	138.50	161	633.53
6	0.93537	58	18.159	110	143.24	162	649.73
7	1.0021	59	19.028	111	148.12	163	666.25
8	1.0730	60	19.932	112	153.13	164	683.10
9	1.1482	61	20.873	113	158.29	165	700.29
10	1.2281	62	21.851	114	163.58	166	717.83
11	1.3129	63	22.868	115	169.02	167	735.70
12	1.4027	64	23.925	116	174.61	168	753.94
13	1.4979	65	25.022	117	180.34	169	772.52
14	1.5988	66	26.163	118	186.23	170	791.47
15	1.7056	67	27.347	119	192.28	171	810.78
16	1.8185	68	28.576	120	198.48	172	830.47
17	1.9380	69	29.852	121	204.85	173	850.53
18	2.0644	70	31.176	122	211.38	174	870.98
19	2.1978	71	32.549	123	218.09	175	891.80
20	2.3388	72	33.972	124	224.96	176	913.03
21	2.4877	73	35.448	125	232.01	177	934.64
22	2.6447	74	36.978	126	239.24	178	956.66
23	2.8104	75	38.563	127	246.66	179	979.09
24	2.9850	76	40.205	128	254.25	180	1001.9
25	3.1690	77	41.905	129	262.04	181	1025.2
26	3.3629	78	43.665	130	270.02	182	1048.9
27	3.5670	79	45.487	131	278.20	183	1073.0
28	3.7818	80	47.373	132	286.57	184	1097.5
29	4.0078	81	49.324	133	295.15	185	1122.5
30	4.2455	82	51.342	134	303.93	186	1147.9
31	4.4953	83	53.428	135	312.93	187	1173.8
32	4.7578	84	55.585	136	322.14	188	1200.1
33	5.0335	85	57.815	137	331.57	189	1226.9
34	5.3229	86	60.119	138	341.22	190	1254.2
35	5.6267	87	62.499	139	351.09	191	1281.9
36	5.9453	88	64.958	140	361.19	192	1310.1
37	6.2795	89	67.496	141	371.53	193	1338.8
38	6.6298	90	70.117	142	382.11	194	1368.0
39	6.9969	91	72.823	143	392.92	195	1397.6
40	7.3814	92	75.614	144	403.98	196	1427.8
41	7.7840	93	78.494	145	415.29	197	1458.5
42	8.2054	94	81.465	146	426.85	198	1489.7
43	8.6463	95	84.529	147	438.67	199	1521.4
44	9.1075	96	87.688	148	450.75	200	1553.6
45	9.5898	97	90.945	149	463.10	201	1586.4
46	10.094	98	94.301	150	475.72	202	1619.7
47	10.620	99	97.759	151	488.61	203	1653.6
48	11.171	100	101.32	152	501.78	204	1688.0
49	11.745	101	104.99	153	515.23	205	1722.9
50	12.344	102	108.77	154	528.96	206	1758.4
51	12.970	103	112.66	155	542.99	207	1794.5

<i>t</i> /°C	<i>P</i> /kPa	<i>t</i> /°C	<i>P</i> /kPa	<i>t</i> /°C	<i>P</i> /kPa	<i>t</i> /°C	<i>P</i> /kPa
208	1831.1	250	3973.6	292	7657.2	334	13528
209	1868.4	251	4041.2	293	7768.6	335	13701
210	1906.2	252	4109.6	294	7881.3	336	13876
211	1944.6	253	4178.9	295	7995.2	337	14053
212	1983.6	254	4249.1	296	8110.3	338	14232
213	2023.2	255	4320.2	297	8226.8	339	14412
214	2063.4	256	4392.2	298	8344.5	340	14594
215	2104.2	257	4465.1	299	8463.5	341	14778
216	2145.7	258	4539.0	300	8583.8	342	14964
217	2187.8	259	4613.7	301	8705.4	343	15152
218	2230.5	260	4689.4	302	8828.3	344	15342
219	2273.8	261	4766.1	303	8952.6	345	15533
220	2317.8	262	4843.7	304	9078.2	346	15727
221	2362.5	263	4922.3	305	9205.1	347	15922
222	2407.8	264	5001.8	306	9333.4	348	16120
223	2453.8	265	5082.3	307	9463.1	349	16320
224	2500.5	266	5163.8	308	9594.2	350	16521
225	2547.9	267	5246.3	309	9726.7	351	16725
226	2595.9	268	5329.8	310	9860.5	352	16931
227	2644.6	269	5414.3	311	9995.8	353	17138
228	2694.1	270	5499.9	312	10133	354	17348
229	2744.2	271	5586.4	313	10271	355	17561
230	2795.1	272	5674.0	314	10410	356	17775
231	2846.7	273	5762.7	315	10551	357	17992
232	2899.0	274	5852.4	316	10694	358	18211
233	2952.1	275	5943.1	317	10838	359	18432
234	3005.9	276	6035.0	318	10984	360	18655
235	3060.4	277	6127.9	319	11131	361	18881
236	3115.7	278	6221.9	320	11279	362	19110
237	3171.8	279	6317.0	321	11429	363	19340
238	3228.6	280	6413.2	322	11581	364	19574
239	3286.3	281	6510.5	323	11734	365	19809
240	3344.7	282	6608.9	324	11889	366	20048
241	3403.9	283	6708.5	325	12046	367	20289
242	3463.9	284	6809.2	326	12204	368	20533
243	3524.7	285	6911.1	327	12364	369	20780
244	3586.3	286	7014.1	328	12525	370	21030
245	3648.8	287	7118.3	329	12688	371	21283
246	3712.1	288	7223.7	330	12852	372	21539
247	3776.2	289	7330.2	331	13019	373	21799
248	3841.2	290	7438.0	332	13187	373.98	22055
249	3907.0	291	7547.0	333	13357		

BOILING POINT OF WATER AT VARIOUS PRESSURES

Data are based on the equation of state recommended by the International Association for the Properties of Steam in 1984, as presented in Haar, Gallagher, and Kell, *NBS-NRC Steam Tables*

(Hemisphere Publishing Corp., New York, 1984). The temperature scale is IPTS-68.

Note that: 1 mbar = 100 Pa = 0.000986923 atmos = 0.750062 mmHg.

<i>P</i> /mbar	<i>T</i> /°C	<i>P</i> /mbar	<i>T</i> /°C	<i>P</i> /mbar	<i>T</i> /°C	<i>P</i> /mbar	<i>T</i> /°C
50	32.88	915	97.17	1013.25	100.00	1200	104.81
100	45.82	920	97.32	1015	100.05	1250	105.99
150	53.98	925	97.47	1020	100.19	1300	107.14
200	60.07	930	97.62	1025	100.32	1350	108.25
250	64.98	935	97.76	1030	100.46	1400	109.32
300	69.11	940	97.91	1035	100.60	1450	110.36
350	72.70	945	98.06	1040	100.73	1500	111.38
400	75.88	950	98.21	1045	100.87	1550	112.37
450	78.74	955	98.35	1050	101.00	1600	113.33
500	81.34	960	98.50	1055	101.14	1650	114.26
550	83.73	965	98.64	1060	101.27	1700	115.18
600	85.95	970	98.78	1065	101.40	1750	116.07
650	88.02	975	98.93	1070	101.54	1800	116.94
700	89.96	980	99.07	1075	101.67	1850	117.79
750	91.78	985	99.21	1080	101.80	1900	118.63
800	93.51	990	99.35	1085	101.93	1950	119.44
850	95.15	995	99.49	1090	102.06	2000	120.24
900	96.71	1000	99.63	1095	102.19	2050	121.02
905	96.87	1005	99.77	1100	102.32	2100	121.79
910	97.02	1010	99.91	1150	103.59	2150	122.54

MELTING POINT OF ICE AS A FUNCTION OF PRESSURE

This table gives values of the melting temperature of ice at various pressures, as calculated from the equation for the ice I - liquid water phase boundary recommended by the International Association for the Properties of Steam (IAPS). Temperatures are on the ITS-90 scale. See the Reference for information on forms of ice that exist at higher pressures. The transition points for transformations of the various forms of ice (in each case in equilibrium with liquid water) are:

ice I - ice III	209.9 MPa	-21.985°C
ice III - ice V	350.1	-16.986
ice V - ice VI	632.4	0.16
ice VI - ice VII	2216	82

Reference

Wagner, W., Saul, A., and Pruss, A., *J. Phys. Chem. Ref. Data*, 23, 515, 1994.

<i>p</i> /MPa	<i>t</i> /°C	<i>p</i> /MPa	<i>t</i> /°C	<i>p</i> /MPa	<i>t</i> /°C
0.1	0.00	40	-3.15	130	-12.07
1	-0.06	50	-4.02	140	-13.22
2	-0.14	60	-4.91	150	-14.40
3	-0.21	70	-5.83	160	-15.62
4	-0.29	80	-6.79	170	-16.85
5	-0.36	90	-7.78	180	-18.11
10	-0.74	100	-8.80	190	-19.39
20	-1.52	110	-9.86	200	-20.69
30	-2.32	120	-10.95	210	-22.00

PROPERTIES OF WATER AND STEAM AS A FUNCTION OF TEMPERATURE AND PRESSURE

This table gives properties of compressed water and superheated steam at selected pressures and temperatures. The properties included are density ρ , enthalpy H , entropy S , heat capacity at constant pressure C_p , and static dielectric constant (relative permittivity). The table was generated from the formulation approved by the International Association for the Properties of Water and Steam for general and scientific use. The reference state for this table is the liquid at the triple point, at which the internal energy and entropy are taken as zero. A duplicate entry in the temperature column indicates a phase transition (liquid–vapor) at that temperature; property values are then given for both phases. In the 100 MPa section of the table, an entry is given at the critical temperature, 647.10 K. Temperatures refer to the ITS-90 scale, on which the normal boiling point of water is 373.12 K (99.97°C).

References

1. Release on the IAPWS Formulation 1995 for the Thermodynamic Properties of Ordinary Water Substance for General and Scientific Use, September 1996; available from Executive Secretary of IAPWS, Electric Power Research Institute, 3412 Hillview Ave., Palo Alto, CA 94304-1395.
2. NIST Chemistry WebBook, NIST Standard Reference Database Number 69, Mallard, W. G., and Linstrom, P. J., Eds., March 1998, National Institute of Standards and Technology, Gaithersburg, MD, 20899 (<http://webbook.nist.gov>).
3. Pruss, A. and Wagner, W., to be published.
4. Fernandez, D. P., Goodwin, A. R. H., Lemmon, E. W., Levelt Sengers, J. M. H., and Williams, R. C., *J. Phys. Chem. Ref. Data*, 26, 1125, 1997. [Dielectric constant]

p/MPa	T/K	$\rho/\text{kg m}^{-3}$	$H/\text{J g}^{-1}$	$S/\text{J g}^{-1}\text{K}^{-1}$	$C_p/\text{J g}^{-1}\text{K}^{-1}$	Diel. const.
0.1	273.16	999.84	0.10	0.0000	4.2194	87.90
0.1	300	996.56	112.65	0.3931	4.1806	77.75
0.1	325	987.19	217.15	0.7276	4.1819	69.32
0.1	350	973.73	321.84	1.0380	4.1945	61.79
0.1	372.76	958.63	417.50	1.3028	4.2152	55.61
0.1	372.76	0.59034	2674.9	7.3588	2.0784	1.006
0.1	375	0.58653	2679.6	7.3713	2.0686	1.006
0.1	400	0.54761	2730.4	7.5025	2.0078	1.005
0.1	450	0.48458	2829.7	7.7365	1.9752	1.004
0.1	500	0.43514	2928.6	7.9447	1.9813	1.003
0.1	550	0.39507	3028.1	8.1344	2.0010	1.003
0.1	600	0.36185	3128.8	8.3096	2.0268	1.002
0.1	650	0.33384	3230.8	8.4730	2.0557	1.002
0.1	700	0.30988	3334.4	8.6264	2.0867	1.002
0.1	750	0.28915	3439.5	8.7715	2.1191	1.002
0.1	800	0.27102	3546.3	8.9093	2.1525	1.001
0.1	850	0.25504	3654.8	9.0408	2.1868	1.001
0.1	900	0.24085	3765.0	9.1668	2.2216	1.001
0.1	950	0.22815	3876.9	9.2879	2.2568	1.001
0.1	1000	0.21673	3990.7	9.4045	2.2921	1.001
0.1	1050	0.20640	4106.1	9.5172	2.3273	1.001
0.1	1100	0.19701	4223.4	9.6263	2.3621	1.001
0.1	1150	0.18844	4342.3	9.7321	2.3965	1.001
0.1	1200	0.18058	4463.0	9.8348	2.4302	1.001
1	273.16	1000.3	1.02	0.0000	4.2150	87.93
1	300	996.96	113.48	0.3928	4.1781	77.78
1	325	987.58	217.93	0.7272	4.1798	69.36
1	350	974.13	322.56	1.0374	4.1925	61.82
1	375	957.43	427.64	1.3274	4.2158	55.09
1	400	937.87	533.47	1.6005	4.2535	49.06
1	450	890.39	749.20	2.1086	4.3924	38.81
1	453.03	887.13	762.51	2.1381	4.4045	38.23
1	453.03	5.1450	2777.1	6.5850	2.7114	1.042
1	500	4.5323	2891.2	6.8250	2.2795	1.034
1	550	4.0581	3001.8	7.0359	2.1647	1.028
1	600	3.6871	3109.0	7.2224	2.1292	1.024
1	650	3.3843	3215.2	7.3925	2.1254	1.020
1	700	3.1305	3321.7	7.5504	2.1368	1.017
1	750	2.9140	3429.0	7.6984	2.1566	1.015
1	800	2.7265	3537.5	7.8384	2.1816	1.013
1	850	2.5624	3647.3	7.9715	2.2098	1.012
1	900	2.4174	3758.5	8.0986	2.2402	1.011

Properties of Water and Steam as a Function of Temperature and Pressure

p/MPa	T/K	$\rho/\text{kg m}^{-3}$	$H/\text{J g}^{-1}$	$S/\text{J g}^{-1}\text{K}^{-1}$	$C_p/\text{J g}^{-1}\text{K}^{-1}$	Diel. const.
1	950	2.2882	3871.3	8.2206	2.2721	1.010
1	1000	2.1723	3985.7	8.3380	2.3048	1.009
1	1050	2.0678	4101.8	8.4512	2.3380	1.008
1	1100	1.9729	4219.5	8.5608	2.3713	1.007
1	1150	1.8865	4338.9	8.6669	2.4044	1.007
1	1200	1.8074	4460.0	8.7699	2.4371	1.006
10	273.16	1004.8	10.1	0.000	4.173	88.30
10	300	1001.0	121.7	0.390	4.153	78.11
10	325	991.46	225.6	0.723	4.160	69.67
10	350	978.09	329.7	1.031	4.173	62.13
10	375	961.62	434.4	1.320	4.195	55.40
10	400	942.42	539.6	1.592	4.230	49.39
10	450	896.16	753.9	2.096	4.355	39.17
10	500	838.02	977.1	2.566	4.602	30.79
10	550	761.82	1218	3.027	5.140	23.53
10	584.15	688.42	1408	3.360	6.123	18.70
10	584.15	55.463	2725	5.616	7.140	1.404
10	600	49.773	2820	5.775	5.136	1.365
10	650	40.479	3022	6.100	3.396	1.267
10	700	35.355	3177	6.330	2.874	1.214
10	750	31.810	3314	6.520	2.645	1.179
10	800	29.107	3443	6.686	2.531	1.154
10	850	26.933	3568	6.838	2.473	1.134
10	900	25.123	3691	6.978	2.445	1.118
10	950	23.580	3813	7.110	2.436	1.105
10	1000	22.241	3935	7.235	2.439	1.095
10	1050	21.063	4057	7.354	2.450	1.086
10	1100	20.017	4180	7.469	2.466	1.078
10	1150	19.078	4304	7.579	2.485	1.072
10	1200	18.230	4429	7.685	2.507	1.066
100	273.16	1045.3	95.4	-0.008	3.905	91.83
100	300	1037.2	201.4	0.362	3.979	81.22
100	325	1026.6	301.3	0.682	4.008	72.58
100	350	1013.6	401.7	0.979	4.025	64.95
100	375	998.59	502.6	1.258	4.040	58.19
100	400	981.82	603.7	1.518	4.056	52.20
100	450	943.51	807.8	1.999	4.110	42.15
100	500	899.21	1015	2.436	4.196	34.15
100	550	848.78	1228	2.842	4.323	27.67
100	600	791.49	1448	3.225	4.501	22.29
100	647.10	730.24	1665	3.573	4.733	17.97
100	650	726.21	1679	3.595	4.750	17.72
100	700	651.77	1925	3.958	5.083	13.75
100	750	568.52	2188	4.322	5.449	10.34
100	800	482.23	2466	4.681	5.610	7.562
100	850	404.66	2742	5.016	5.380	5.571
100	900	343.61	3000	5.310	4.887	4.284
100	950	298.61	3231	5.560	4.382	3.477
100	1000	265.45	3440	5.774	3.978	2.956
100	1050	240.32	3631	5.961	3.683	2.601
100	1100	220.62	3809	6.127	3.471	2.347
100	1150	204.71	3979	6.278	3.319	2.158
100	1200	191.53	4142	6.417	3.209	2.011

PERMITTIVITY (DIELECTRIC CONSTANT) OF WATER AT VARIOUS FREQUENCIES

The permittivity of liquid water in the radiofrequency and microwave regions can be represented by the Debye equation (References 1 and 2):

$$\epsilon' = \epsilon_{\infty} + \frac{\epsilon_s - \epsilon_{\infty}}{1 + \omega^2 \tau^2}$$

$$\epsilon'' = \frac{(\epsilon_s - \epsilon_{\infty})\omega\tau}{1 + \omega^2 \tau^2}$$

where $\epsilon = \epsilon' + i\epsilon''$ is the (complex) relative permittivity (i.e., the absolute permittivity divided by the permittivity of free space $\epsilon_0 = 8.854 \cdot 10^{-12} \text{ F m}^{-1}$). Here ϵ_s is the static permittivity (see Reference 3 and the table "Properties of Water in the Range 0–100°C" in this Section); ϵ_{∞} is a parameter describing the permittivity in the high frequency limit; τ is the relaxation time for molecular orientation; and $\omega = 2\pi f$ is the angular frequency. The values in this table have been calculated from parameters given in Reference 2:

	0°C	25°C	50°C
ϵ_{∞}	5.7	5.2	4.0
τ/ps	17.67	8.27	4.75

Other useful quantities that can be calculated from the values in the table are the loss tangent:

$$\tan \delta = \epsilon'' / \epsilon'$$

and the absorption coefficient α which describes the power attenuation per unit length ($P = P_0 e^{-\alpha l}$):

$$\alpha = \frac{\pi f \epsilon''}{c \sqrt{\epsilon'}}$$

and c is the speed of light. The last equation is valid when $\epsilon''/\epsilon' \ll 1$.

References

1. Fernandez, D. P., Mulev, Y., Goodwin, A. R. H., and Levelt Sengers, J. M. H., *J. Phys. Chem. Ref. Data*, 24, 33, 1995.
2. Kaatze, U., *J. Chem. Eng. Data*, 34, 371, 1989.
3. Archer, D. G., and Wang, P., *J. Phys. Chem. Ref. Data*, 12, 817, 1983.

Frequency	0°C		25°C		50°C	
	ϵ'	ϵ''	ϵ'	ϵ''	ϵ'	ϵ''
0	87.90	0.00	78.36	0.00	69.88	0.00
1 kHz	87.90	0.00	78.36	0.00	69.88	0.00
1 MHz	87.90	0.01	78.36	0.00	69.88	0.00
10 MHz	87.90	0.09	78.36	0.04	69.88	0.02
100 MHz	87.89	0.91	78.36	0.38	69.88	0.20
200 MHz	87.86	1.82	78.35	0.76	69.88	0.39
500 MHz	87.65	4.55	78.31	1.90	69.87	0.98
1 GHz	86.90	9.01	78.16	3.79	69.82	1.96
2 GHz	84.04	17.39	77.58	7.52	69.65	3.92
3 GHz	79.69	24.64	76.62	11.13	69.36	5.85
4 GHz	74.36	30.49	75.33	14.58	68.95	7.75
5 GHz	68.54	34.88	73.73	17.81	68.45	9.62
10 GHz	42.52	40.88	62.81	29.93	64.49	18.05
20 GHz	19.56	30.78	40.37	36.55	52.57	28.99
30 GHz	12.50	22.64	26.53	33.25	40.57	32.74
40 GHz	9.67	17.62	18.95	28.58	31.17	32.43
50 GHz	8.28	14.34	14.64	24.53	24.42	30.47

THERMOPHYSICAL PROPERTIES OF FLUIDS

These tables give thermodynamic and transport properties of some important fluids, as generated from the equations of state presented in the references below. The properties tabulated are density (ρ), energy (E), enthalpy (H), entropy (S), isochoric heat capacity (C_v), isobaric heat capacity (C_p), speed of sound (v_s), viscosity (η), thermal conductivity (λ), and dielectric constant (D). All extensive properties are given on a molar basis. Not all properties are included for every substance. The references should be consulted for information on the uncertainties and the reference states for E , H , and S .

Values are given as a function of temperature for several isobars. The phase can be determined by noting the sharp decrease in density between two successive temperature entries; all lines above

this point refer to the liquid phase, and all lines below refer to the gas phase. If there is no sharp discontinuity in density, all data in the table refer to the supercritical region (i.e., the isobar is above the critical pressure).

References

1. Younglove, B. A., Thermophysical Properties of Fluids. Part I, *J. Phys. Chem. Ref. Data*, 11, Suppl. 1, 1982.
2. Younglove, B. A., and Ely, J. F., Thermophysical Properties of Fluids. Part II, *J. Phys. Chem. Ref. Data*, 16, 577, 1987.
3. McCarty, R. D., Thermodynamic Properties of Helium, *J. Phys. Chem. Ref. Data*, 2, 923, 1973.

NITROGEN (N_2)

T K	ρ mol/L	E J/mol	H J/mol	S J/mol K	C_v J/mol K	C_p J/mol K	η $\mu\text{Pa s}$	λ mW/m K	D
$P = 0.1 \text{ MPa (1 bar)}$									
70	30.017	-3828	-3824	73.8	28.5	57.2	203.9	143.5	1.45269
77.25	28.881	-3411	-3407	79.5	27.8	57.8	152.2	133.8	1.43386
77.25	0.163	1546	2161	151.6	21.6	31.4	5.3	7.6	1.00215
100	0.123	2041	2856	159.5	21.1	30.0	6.8	9.6	1.00162
200	0.060	4140	5800	179.9	20.8	29.2	12.9	18.4	1.00079
300	0.040	6223	8717	191.8	20.8	29.2	18.0	25.8	1.00053
400	0.030	8308	11635	200.2	20.9	29.2	22.2	32.3	1.00040
500	0.024	10414	14573	206.7	21.2	29.6	26.1	38.5	1.00032
600	0.020	12563	17554	212.2	21.8	30.1	29.5	44.5	1.00026
700	0.017	14770	20593	216.8	22.4	30.7	32.8	50.5	1.00023
800	0.015	17044	23698	221.0	23.1	31.4	35.8	56.3	1.00020
900	0.013	19383	26869	224.7	23.7	32.0	38.7	62.0	1.00017
1000	0.012	21786	30103	228.1	24.3	32.6	41.5	67.7	1.00016
1500	0.008	34530	47004	241.8	26.4	34.7	54.0	93.3	1.00010
$P = 1 \text{ MPa}$									
70	30.070	-3838	-3805	73.6	28.9	56.9	205.9	144.1	1.45355
80	28.504	-3267	-3232	81.3	27.8	57.7	139.5	130.7	1.42760
90	26.721	-2685	-2648	88.2	26.7	59.4	100.1	115.3	1.39824
100	24.634	-2073	-2032	94.6	26.2	64.4	73.1	98.5	1.36417
103.75	23.727	-1828	-1786	97.1	26.2	67.8	64.8	91.8	1.34947
103.75	1.472	1788	2467	138.1	24.1	45.0	7.6	12.5	1.01954
200	0.614	4048	5675	160.3	21.0	30.4	13.2	19.3	1.00812
300	0.402	6171	8661	172.5	20.9	29.6	18.1	26.3	1.00529
400	0.300	8273	11609	180.9	20.9	29.5	22.4	32.7	1.00395
500	0.240	10389	14563	187.5	21.3	29.7	26.1	38.8	1.00315
600	0.200	12544	17554	193.0	21.8	30.2	29.6	44.8	1.00262
700	0.171	14756	20600	197.7	22.4	30.8	32.8	50.7	1.00224
800	0.150	17032	23709	201.8	23.1	31.4	35.9	56.5	1.00196
900	0.133	19374	26884	205.6	23.7	32.1	38.8	62.2	1.00174
1000	0.120	21778	30121	209.0	24.3	32.7	41.5	67.8	1.00157
1500	0.080	34527	47029	222.7	26.4	34.8	54.0	93.4	1.00104
$P = 10 \text{ MPa}$									
65.32	31.120	-4176	-3855	68.6	31.8	53.8	275.7	153.8	1.47067
100	26.201	-2328	-1946	92.0	27.4	56.3	90.2	112.3	1.38942
200	7.117	3037	4442	136.4	22.7	45.5	17.6	30.4	1.09698
300	3.989	5667	8174	151.7	21.4	33.4	20.1	31.9	1.05347
400	2.898	7941	11392	161.0	21.3	31.3	23.7	36.7	1.03860

T K	ρ mol/L	E J/mol	H J/mol	S J/mol K	C_v J/mol K	C_p J/mol K	η $\mu\text{Pa s}$	λ mW/m K	D
500	2.302	10148	14492	167.9	21.5	30.8	27.1	42.0	1.03055
600	1.918	12361	17575	173.5	21.9	30.9	30.4	47.4	1.02538
700	1.647	14613	20683	178.3	22.5	31.3	33.5	53.0	1.02175
800	1.445	16919	23837	182.5	23.2	31.8	36.4	58.6	1.01904
900	1.288	19283	27046	186.3	23.8	32.4	39.3	64.1	1.01694
1000	1.162	21705	30308	189.8	24.4	32.9	42.0	69.6	1.01526
1500	0.783	34504	47283	203.5	26.5	34.8	54.3	94.7	1.01020

OXYGEN (O₂)

T K	ρ mol/L	E J/mol	H J/mol	S J/mol K	C_v J/mol K	C_p J/mol K	η $\mu\text{Pa s}$	λ mW/m K	D
$P = 0.1$ MPa (1 bar)									
60	40.049	-5883	-5880	72.4	34.9	53.4	425.2	188.2	1.55619
80	37.204	-4814	-4812	87.7	31.0	53.6	251.7	166.1	1.51114
100	0.123	2029	2840	172.9	21.4	30.5	7.5	9.3	1.00146
120	0.102	2458	3442	178.4	21.0	29.8	9.0	11.2	1.00121
140	0.087	2881	4035	182.9	20.9	29.5	10.5	13.1	1.00103
160	0.076	3301	4624	186.9	20.9	29.4	11.9	15.0	1.00090
180	0.067	3720	5210	190.3	20.8	29.3	13.3	16.7	1.00080
200	0.060	4138	5796	193.4	20.8	29.3	14.6	18.4	1.00072
220	0.055	4556	6381	196.2	20.8	29.3	15.9	20.1	1.00065
240	0.050	4974	6966	198.8	20.9	29.3	17.2	21.7	1.00060
260	0.046	5393	7552	201.1	20.9	29.3	18.4	23.2	1.00055
280	0.043	5812	8138	203.3	21.0	29.4	19.5	24.8	1.00051
300	0.040	6234	8726	205.3	21.1	29.4	20.6	26.3	1.00048
320	0.038	6657	9316	207.2	21.2	29.5	21.7	27.8	1.00045
340	0.035	7082	9908	209.0	21.3	29.7	22.8	29.3	1.00042
360	0.033	7510	10503	210.7	21.5	29.8	23.8	30.8	1.00040
380	0.032	7941	11100	212.3	21.6	30.0	24.8	32.2	1.00038
$P = 1$ MPa									
60	40.084	-5887	-5863	72.3	34.9	53.3	428.5	188.4	1.55674
80	37.254	-4822	-4795	87.6	31.0	53.5	253.8	166.4	1.51192
100	34.153	-3741	-3712	99.7	28.5	55.2	155.6	137.9	1.46381
120	1.198	2163	2997	156.7	24.0	40.6	9.4	13.9	1.01429
140	0.950	2683	3735	162.4	22.2	34.4	10.8	14.9	1.01133
160	0.802	3151	4398	166.8	21.5	32.2	12.2	16.3	1.00955
180	0.698	3598	5030	170.5	21.2	31.2	13.5	17.7	1.00831
200	0.620	4035	5647	173.8	21.1	30.6	14.8	19.3	1.00738
220	0.559	4466	6255	176.7	21.0	30.3	16.1	20.8	1.00665
240	0.509	4894	6858	179.3	21.0	30.1	17.3	22.3	1.00606
260	0.468	5321	7458	181.7	21.0	29.9	18.5	23.8	1.00556
280	0.433	5748	8056	183.9	21.1	29.9	19.6	25.2	1.00515
300	0.403	6174	8654	186.0	21.1	29.9	20.7	26.7	1.00479
320	0.377	6602	9252	187.9	21.2	29.9	21.8	28.2	1.00448
340	0.355	7032	9851	189.7	21.4	30.0	22.8	29.6	1.00421
360	0.335	7463	10452	191.4	21.5	30.1	23.9	31.1	1.00397
380	0.317	7898	11056	193.1	21.7	30.2	24.9	32.6	1.00376
$P = 10$ MPa									
60	40.419	-5931	-5684	71.5	35.1	53.0	461.8	189.9	1.56210
80	37.727	-4893	-4628	86.7	31.6	52.7	274.4	168.6	1.51936
100	34.881	-3856	-3570	98.5	29.1	53.4	171.0	141.2	1.47500
120	31.721	-2796	-2481	108.4	27.3	55.9	113.0	115.1	1.42677
140	27.890	-1662	-1304	117.5	26.2	62.9	76.3	91.8	1.36972
160	22.379	-322	125	127.0	26.1	84.8	48.6	71.2	1.29037
180	13.232	1489	2245	139.5	26.6	105.9	26.2	46.8	1.16560
200	8.666	2681	3835	147.9	24.0	60.6	21.2	34.0	1.10650

<i>T</i> K	ρ mol/L	<i>E</i> J/mol	<i>H</i> J/mol	<i>S</i> J/mol K	C_v J/mol K	C_p J/mol K	η $\mu\text{Pa s}$	λ mW/m K	<i>D</i>
220	6.868	3424	4880	152.9	22.6	46.4	20.5	30.8	1.08380
240	5.836	4029	5742	156.6	22.0	40.6	20.8	30.1	1.07090
260	5.134	4573	6521	159.7	21.8	37.6	21.4	30.2	1.06219
280	4.613	5086	7254	162.5	21.6	35.8	22.1	30.8	1.05575
300	4.205	5581	7959	164.9	21.6	34.7	22.9	31.6	1.05073
320	3.874	6063	8645	167.1	21.7	33.9	23.7	32.6	1.04667
340	3.598	6538	9318	169.1	21.8	33.4	24.6	33.7	1.04329
360	3.363	7009	9982	171.0	21.9	33.0	25.4	34.9	1.04043
380	3.161	7477	10641	172.8	22.0	32.8	26.3	36.1	1.03796

HYDROGEN (H₂)

<i>T</i> K	ρ mol/L	<i>E</i> J/mol	<i>H</i> J/mol	<i>S</i> J/mol K	C_v J/mol K	C_p J/mol K	v_s m/s	<i>D</i>
<i>P</i> = 0.1 MPa (1 bar)								
15	37.738	-605	-603	11.2	9.7	14.4	1319	1.24827
20	35.278	-524	-521	15.8	11.3	19.1	1111	1.23093
40	0.305	491	818	75.6	12.5	21.3	521	1.00186
60	0.201	748	1244	84.3	13.1	21.6	636	1.00122
80	0.151	1030	1694	90.7	15.3	23.7	714	1.00091
100	0.120	1370	2202	96.4	18.7	27.1	773	1.00073
120	0.100	1777	2776	101.6	21.8	30.2	827	1.00061
140	0.086	2237	3401	106.4	23.8	32.2	883	1.00052
160	0.075	2723	4054	110.8	24.6	33.0	940	1.00046
180	0.067	3216	4714	114.7	24.6	32.9	998	1.00041
200	0.060	3703	5367	118.1	24.1	32.4	1054	1.00037
220	0.055	4179	6009	121.2	23.4	31.8	1110	1.00033
240	0.050	4641	6638	123.9	22.8	31.2	1163	1.00030
260	0.046	5093	7256	126.4	22.3	30.6	1214	1.00028
280	0.043	5535	7865	128.6	21.9	30.2	1263	1.00026
300	0.040	5970	8466	130.7	21.6	29.9	1310	1.00024
400	0.030	8093	11421	139.2	21.0	29.3	1518	1.00018
<i>P</i> = 1 MPa								
15	38.109	-609	-583	10.9	10.1	14.1	1315	1.25089
20	35.852	-532	-504	15.5	11.4	18.4	1155	1.23496
40	3.608	399	676	54.1	12.9	28.4	498	1.02209
60	2.098	697	1173	64.3	13.2	23.5	635	1.01280
80	1.523	994	1651	71.1	15.4	24.7	719	1.00928
100	1.204	1343	2174	77.0	18.8	27.7	779	1.00733
120	0.999	1756	2758	82.3	21.9	30.6	835	1.00608
140	0.854	2219	3390	87.1	23.9	32.5	891	1.00520
160	0.747	2709	4048	91.5	24.7	33.2	949	1.00454
180	0.663	3204	4712	95.4	24.6	33.1	1006	1.00404
200	0.597	3693	5368	98.9	24.1	32.5	1063	1.00363
220	0.543	4170	6012	102.0	23.5	31.9	1118	1.00330
240	0.498	4634	6643	104.7	22.9	31.2	1171	1.00303
260	0.460	5087	7263	107.2	22.3	30.7	1222	1.00279
280	0.427	5530	7873	109.5	21.9	30.3	1271	1.00259
300	0.399	5966	8475	111.5	21.6	30.0	1317	1.00242
400	0.299	8091	11433	120.1	21.0	29.4	1525	1.00182
<i>P</i> = 10 MPa								
20	39.669	-568	-316	13.0	10.9	15.0	1458	1.26198
40	31.344	-209	110	27.3	13.2	27.0	1171	1.20354
60	21.273	255	725	39.7	13.8	32.5	931	1.13527
80	14.830	686	1360	48.8	15.9	31.1	886	1.09303
100	11.417	1110	1986	55.8	19.3	31.9	904	1.07109
120	9.357	1571	2640	61.8	22.4	33.5	941	1.05801

<i>T</i> K	ρ mol/L	<i>E</i> J/mol	<i>H</i> J/mol	<i>S</i> J/mol K	<i>C_v</i> J/mol K	<i>C_p</i> J/mol K	<i>v_s</i> m/s	<i>D</i>
140	7.969	2068	3323	67.0	24.3	34.6	989	1.04925
160	6.963	2583	4020	71.7	25.0	34.9	1042	1.04294
180	6.195	3099	4713	75.7	24.9	34.4	1096	1.03814
200	5.588	3604	5393	79.3	24.4	33.6	1150	1.03436
220	5.094	4094	6057	82.5	23.7	32.8	1203	1.03129
240	4.683	4569	6704	85.3	23.1	32.0	1254	1.02874
260	4.336	5030	7336	87.8	22.6	31.3	1302	1.02659
280	4.038	5481	7958	90.1	22.1	30.8	1349	1.02475
300	3.780	5924	8570	92.3	21.8	30.4	1394	1.02315
400	2.869	8073	11559	100.9	21.2	29.6	1592	1.01753

HELIUM (He-4)

<i>T</i> K	ρ mol/L	<i>E</i> J/mol	<i>H</i> J/mol	<i>S</i> J/mol K	<i>C_v</i> J/mol K	<i>C_p</i> J/mol K	<i>v_s</i> m/s	η $\mu\text{Pa s}$	<i>D</i>
<i>P</i> = 0.1 MPa (1 bar)									
3	35.794	-39	-36	9.8	7.6	9.4	222	3.85	1.05646
4	32.477	-27	-24	13.3	9.1	16.3	185	3.33	1.05114
5	2.935	52	86	39.1	12.7	27.1	120	1.39	1.00456
10	1.238	120	201	55.2	12.5	21.7	185	2.26	1.00192
20	0.602	247	413	69.9	12.5	21.0	264	3.58	1.00093
50	0.240	623	1039	89.0	12.5	20.8	417	6.36	1.00037
100	0.120	1247	2079	103.4	12.5	20.8	589	9.78	1.00019
200	0.060	2494	4158	117.8	12.5	20.8	833	15.14	1.00009
300	0.040	3741	6237	126.3	12.5	20.8	1020	19.93	1.00006
400	0.030	4988	8315	132.3	12.5	20.8	1177	24.29	1.00005
500	0.024	6236	10394	136.9	12.5	20.8	1316	28.36	1.00004
600	0.020	7483	12472	140.7	12.5	20.8	1441	32.22	1.00003
700	0.017	8730	14551	143.9	12.5	20.8	1557	35.89	1.00003
800	0.015	9977	16630	146.7	12.5	20.8	1664	39.43	1.00002
900	0.013	11224	18708	149.1	12.5	20.8	1765	42.85	1.00002
1000	0.012	12471	20787	151.3	12.5	20.8	1861	46.16	1.00002
1500	0.008	18707	31179	159.7	12.5	20.8	2279	61.55	1.00001
<i>P</i> = 1 MPa									
3	39.703	-42	-16	8.6	7.1	7.8	300	5.63	1.06274
4	38.210	-34	-7	11.2	8.3	10.9	290	5.01	1.06034
5	35.818	-22	6	14.0	9.7	15.1	269	4.38	1.05650
10	15.378	78	143	32.2	12.3	30.5	198	3.07	1.02402
20	6.067	228	393	49.8	12.6	22.9	274	3.94	1.00943
50	2.353	617	1042	69.8	12.5	21.1	428	6.53	1.00365
100	1.186	1245	2089	84.3	12.5	20.9	597	9.89	1.00184
200	0.597	2495	4170	98.7	12.5	20.8	838	15.21	1.00093
300	0.399	3742	6249	107.1	12.5	20.8	1024	19.96	1.00062
400	0.300	4990	8327	113.1	12.5	20.8	1180	24.32	1.00046
500	0.240	6237	10406	117.8	12.5	20.8	1319	28.38	1.00037
600	0.200	7485	12484	121.5	12.5	20.8	1444	32.23	1.00031
700	0.172	8732	14562	124.7	12.5	20.8	1559	35.91	1.00027
800	0.150	9979	16641	127.5	12.5	20.8	1666	39.44	1.00023
900	0.133	11227	18719	130.0	12.5	20.8	1767	42.86	1.00021
1000	0.120	12474	20798	132.2	12.5	20.8	1862	46.17	1.00019
1500	0.080	18710	31190	140.6	12.5	20.8	2280	61.55	1.00012
<i>P</i> = 10 MPa									
4	51.978	-24	169	6.7	6.0	7.3	586	24.27	1.08262
5	51.118	-18	177	8.5	7.9	9.3	576	18.16	1.08122
10	46.872	23	236	16.6	11.0	14.5	546	9.31	1.07432
20	37.092	154	423	29.5	12.6	20.7	498	6.99	1.05854
50	19.192	572	1093	49.9	12.9	22.4	541	8.07	1.03003

T K	ρ mol/L	E J/mol	H J/mol	S J/mol K	C_v J/mol K	C_p J/mol K	v_s m/s	η $\mu\text{Pa s}$	D
100	10.525	1231	2181	65.0	12.8	21.3	674	10.93	1.01640
200	5.605	2500	4284	79.6	12.6	20.9	889	15.82	1.00871
300	3.829	3755	6367	88.0	12.6	20.8	1063	20.25	1.00595
400	2.908	5006	8445	94.0	12.6	20.8	1212	24.54	1.00452
500	2.344	6256	10522	98.6	12.5	20.8	1346	28.56	1.00364
600	1.963	7505	12599	102.4	12.5	20.8	1467	32.38	1.00305
700	1.689	8754	14676	105.6	12.5	20.8	1580	36.04	1.00262
800	1.481	10003	16753	108.4	12.5	20.8	1685	39.56	1.00230
900	1.320	11252	18830	110.9	12.5	20.8	1784	42.96	1.00205
1000	1.189	12500	20907	113.0	12.5	20.8	1877	46.26	1.00185
1500	0.797	18742	31294	121.5	12.5	20.8	2289	61.62	1.00124

ARGON (Ar)

T K	ρ mol/L	E J/mol	H J/mol	S J/mol K	C_v J/mol K	C_p J/mol K	v_s m/s	η $\mu\text{Pa s}$	λ mW/m K
$P = 0.1$ MPa (1 bar)									
85	35.243	-4811	-4808	53.6	23.1	44.7	820	278.8	132.4
90	0.138	1077	1802	129.4	13.1	22.5	174	7.5	6.0
100	0.123	1211	2024	131.8	12.9	21.9	184	8.2	6.6
120	0.102	1471	2456	135.7	12.6	21.4	203	9.8	7.8
140	0.087	1727	2881	139.0	12.6	21.1	220	11.4	9.0
160	0.076	1980	3302	141.8	12.5	21.0	235	13.0	10.2
180	0.067	2232	3722	144.3	12.5	21.0	250	14.5	11.4
200	0.060	2483	4141	146.5	12.5	20.9	263	16.0	12.5
220	0.055	2734	4559	148.5	12.5	20.9	276	17.5	13.7
240	0.050	2984	4976	150.3	12.5	20.9	289	18.9	14.8
260	0.046	3234	5394	152.0	12.5	20.9	300	20.3	15.8
280	0.043	3484	5811	153.5	12.5	20.8	312	21.6	16.9
300	0.040	3734	6227	155.0	12.5	20.8	323	22.9	17.9
320	0.038	3984	6644	156.3	12.5	20.8	333	24.2	18.9
340	0.035	4234	7060	157.6	12.5	20.8	344	25.4	19.9
360	0.033	4484	7477	158.7	12.5	20.8	354	26.6	20.8
380	0.032	4734	7893	159.9	12.5	20.8	363	27.8	21.7
$P = 1$ MPa									
85	35.307	-4820	-4792	53.5	23.1	44.6	823	281.3	133.0
90	34.542	-4598	-4569	56.1	21.6	44.7	808	242.7	124.2
100	32.909	-4145	-4115	60.9	19.9	46.2	753	185.0	109.2
120	1.181	1210	2057	114.3	14.7	30.1	189	10.3	9.3
140	0.945	1544	2603	118.5	13.5	25.4	212	11.8	10.1
160	0.799	1838	3089	121.8	13.0	23.6	231	13.3	11.1
180	0.697	2116	3551	124.5	12.8	22.7	247	14.8	12.1
200	0.619	2384	3999	126.9	12.7	22.2	262	16.3	13.2
220	0.559	2648	4438	128.9	12.6	21.8	275	17.7	14.2
240	0.509	2908	4873	130.8	12.6	21.6	288	19.1	15.3
260	0.468	3167	5304	132.6	12.6	21.5	301	20.4	16.3
280	0.433	3423	5732	134.2	12.6	21.4	312	21.8	17.3
300	0.403	3679	6159	135.6	12.5	21.3	324	23.1	18.3
320	0.377	3934	6583	137.0	12.5	21.2	334	24.3	19.2
340	0.355	4188	7007	138.3	12.5	21.2	345	25.5	20.2
360	0.335	4441	7429	139.5	12.5	21.1	355	26.7	21.1
380	0.317	4694	7851	140.6	12.5	21.1	365	27.9	22.0
$P = 10$ MPa									
90	35.208	-4694	-4410	55.0	21.9	43.2	846	265.2	129.5
100	33.744	-4271	-3974	59.6	20.4	44.0	800	205.0	115.1
120	30.525	-3396	-3069	67.8	18.8	46.9	672	131.2	92.1
140	26.609	-2447	-2072	75.5	17.6	54.1	526	85.9	71.7

<i>T</i> K	ρ mol/L	<i>E</i> J/mol	<i>H</i> J/mol	<i>S</i> J/mol K	C_v J/mol K	C_p J/mol K	ν_s m/s	η $\mu\text{Pa s}$	λ mW/m K
160	20.816	-1279	-799	83.9	17.4	78.6	357	51.3	52.8
180	12.296	228	1042	94.8	17.3	83.6	257	27.8	32.0
200	8.442	1118	2302	101.4	15.3	48.6	268	23.3	23.6
220	6.776	1661	3137	105.4	14.2	36.8	284	22.8	21.6
240	5.787	2087	3815	108.4	13.7	31.6	300	23.2	21.3
260	5.105	2458	4416	110.8	13.4	28.8	314	23.9	21.4
280	4.596	2798	4974	112.9	13.2	27.1	327	24.8	21.8
300	4.195	3119	5503	114.7	13.1	25.9	339	25.7	22.3
320	3.869	3427	6012	116.3	13.0	25.0	350	26.7	22.9
340	3.596	3726	6506	117.8	13.0	24.4	361	27.7	23.5
360	3.364	4017	6989	119.2	12.9	23.9	372	28.7	24.2
380	3.164	4303	7464	120.5	12.9	23.5	381	29.7	24.9

METHANE (CH₄)

<i>T</i> K	ρ mol/L	<i>E</i> J/mol	<i>H</i> J/mol	<i>S</i> J/mol K	C_v J/mol K	C_p J/mol K	η $\mu\text{Pa s}$	λ mW/m K	<i>D</i>
<i>P</i> = 0.1 MPa (1 bar)									
100	27.370	-5258	-5254	73.0	33.4	54.1	156.3	208.1	1.65504
125	0.099	3026	4039	156.5	25.4	34.6	5.0	13.4	1.00193
150	0.081	3667	4896	162.7	25.2	34.0	5.9	16.2	1.00159
175	0.069	4301	5743	168.0	25.2	33.8	6.9	19.1	1.00136
200	0.061	4935	6587	172.5	25.3	33.8	7.8	21.9	1.00119
225	0.054	5571	7434	176.5	25.5	34.0	8.7	24.8	1.00105
250	0.048	6216	8288	180.1	26.0	34.4	9.6	27.8	1.00095
275	0.044	6875	9156	183.4	26.6	35.0	10.4	30.9	1.00086
300	0.040	7552	10042	186.4	27.5	35.9	11.2	34.1	1.00079
325	0.037	8252	10951	189.4	28.5	36.9	12.0	37.6	1.00073
350	0.034	8979	11887	192.1	29.7	38.0	12.8	41.2	1.00068
375	0.032	9737	12853	194.8	30.9	39.3	13.5	45.1	1.00063
400	0.030	10528	13852	197.4	32.3	40.7	14.3	49.1	1.00059
425	0.028	11354	14886	199.9	33.7	42.1	15.0	53.3	1.00056
450	0.027	12215	15956	202.3	35.2	43.5	15.7	57.6	1.00053
500	0.024	14047	18204	207.1	38.0	46.4	17.0	66.5	1.00047
600	0.020	18111	23101	216.0	42.9	51.3	19.4	84.1	1.00039
<i>P</i> = 1 MPa									
100	27.413	-5268	-5231	72.9	33.4	54.0	158.1	208.9	1.65617
125	25.137	-3882	-3842	85.3	32.4	57.4	89.2	168.2	1.59261
150	0.969	3282	4315	140.9	27.9	45.2	6.2	18.4	1.01911
175	0.765	4041	5348	147.3	26.4	38.9	7.1	20.6	1.01507
200	0.644	4736	6289	152.3	25.9	36.8	8.0	23.1	1.01268
225	0.560	5410	7197	156.6	25.9	36.0	8.9	25.8	1.01102
250	0.497	6081	8093	160.4	26.2	35.8	9.7	28.7	1.00979
275	0.448	6758	8991	163.8	26.8	36.1	10.6	31.7	1.00882
300	0.408	7449	9901	167.0	27.6	36.7	11.4	34.9	1.00803
325	0.375	8160	10829	169.9	28.6	37.6	12.1	38.3	1.00738
350	0.347	8897	11781	172.8	29.7	38.6	12.9	41.9	1.00683
375	0.323	9662	12760	175.5	31.0	39.8	13.6	45.7	1.00636
400	0.302	10460	13770	178.1	32.4	41.1	14.4	49.6	1.00595
425	0.284	11291	14814	180.6	33.8	42.4	15.1	53.8	1.00559
450	0.268	12157	15892	183.1	35.2	43.8	15.7	58.1	1.00527
500	0.241	13997	18153	187.8	38.1	46.6	17.0	66.9	1.00474
600	0.200	18073	23070	196.8	43.0	51.4	19.5	84.5	1.00394
<i>P</i> = 10 MPa									
100	27.815	-5362	-5003	72.0	33.8	53.2	175.4	217	1.66668
125	25.754	-4036	-3648	84.1	32.7	55.3	100.4	178.8	1.60895
150	23.441	-2655	-2229	94.4	31.4	58.6	65.7	144.6	1.54553

<i>T</i> K	ρ mol/L	<i>E</i> J/mol	<i>H</i> J/mol	<i>S</i> J/mol K	<i>C_v</i> J/mol K	<i>C_p</i> J/mol K	η $\mu\text{Pa s}$	λ mW/m K	<i>D</i>
175	20.613	-1175	-689	103.9	30.3	65.5	44.9	113.4	1.47021
200	16.602	542	1144	113.6	30.1	84.7	29.4	85.8	1.36789
225	10.547	2680	3628	125.3	30.8	102.2	17.6	61.0	1.22352
250	7.013	4289	5714	134.1	29.3	67.4	14.3	47.6	1.14481
275	5.530	5387	7195	139.8	28.7	53.4	13.8	44.1	1.11297
300	4.685	6320	8454	144.2	28.9	48.0	13.9	44.6	1.09513
325	4.115	7192	9622	147.9	29.6	45.8	14.3	46.6	1.08322
350	3.695	8047	10753	151.3	30.5	44.9	14.7	49.2	1.07450
375	3.366	8903	11874	154.4	31.7	44.8	15.2	52.3	1.06773
400	3.101	9774	12999	157.3	32.9	45.2	15.8	55.7	1.06227
425	2.880	10666	14138	160.0	34.3	46.0	16.3	59.4	1.05775
450	2.692	11584	15298	162.7	35.7	46.9	16.9	63.3	1.05392
500	2.389	13507	17692	167.7	38.5	48.9	18.0	71.6	1.04775
600	1.963	17700	22795	177.0	43.3	52.9	20.2	88.3	1.03911

ETHANE (C₂H₆)

<i>T</i> K	ρ mol/L	<i>E</i> J/mol	<i>H</i> J/mol	<i>S</i> J/mol K	<i>C_v</i> J/mol K	<i>C_p</i> J/mol K	ν_s m/s	<i>D</i>
<i>P</i> = 0.1 MPa (1 bar)								
95	21.50	-14555	-14550	80.2	47.2	68.7	1970	1.93480
100	21.32	-14210	-14205	83.8	47.1	69.3	1943	1.92500
125	20.41	-12468	-12463	99.3	45.0	69.8	1775	1.87634
150	19.47	-10717	-10712	112.1	43.4	70.4	1587	1.82726
175	18.49	-8938	-8933	123.1	42.7	72.1	1396	1.77671
200	0.062	5503	7123	210.1	34.5	43.8	258	1.00208
225	0.054	6401	8238	215.4	36.5	45.5	273	1.00183
250	0.049	7349	9401	220.3	38.9	47.7	287	1.00164
275	0.044	8360	10624	224.9	41.6	50.2	300	1.00148
300	0.040	9439	11914	229.4	44.5	53.1	312	1.00136
325	0.037	10592	13278	233.8	47.6	56.1	324	1.00125
350	0.035	11823	14719	238.1	50.7	59.2	335	1.00116
375	0.032	13133	16240	242.3	54.0	62.4	345	1.00108
400	0.030	14525	17841	246.4	57.2	65.6	355	1.00101
450	0.027	17548	21282	254.5	63.6	72.0	375	1.00090
500	0.024	20883	25035	262.4	69.7	78.1	393	1.00081
600	0.020	28429	33415	277.6	80.9	89.3	428	1.00067
<i>P</i> = 1 MPa								
95	21.514	-14562	-14515	80.2	47.3	68.7	1972	1.93537
100	21.334	-14217	-14170	83.7	47.2	69.3	1946	1.92560
125	20.427	-12478	-12429	99.2	45.0	69.8	1778	1.87709
150	19.494	-10731	-10679	112.0	43.4	70.3	1592	1.82823
175	18.515	-8957	-8903	123.0	42.7	72.0	1402	1.77800
200	17.464	-7127	-7070	132.7	42.9	74.9	1209	1.72513
225	16.288	-5199	-5137	141.8	43.8	80.2	1008	1.66733
250	0.564	6762	8534	198.7	41.6	57.5	260	1.01909
275	0.489	7902	9949	204.1	43.2	56.2	280	1.01650
300	0.435	9063	11363	209.0	45.5	57.2	297	1.01467
325	0.393	10273	12815	213.7	48.3	59.1	311	1.01327
350	0.360	11546	14321	218.1	51.3	61.5	325	1.01214
375	0.333	12889	15893	222.5	54.4	64.2	337	1.01121
400	0.310	14306	17534	226.7	57.5	67.1	349	1.01043
450	0.272	17367	21038	234.9	63.8	73.0	370	1.00917
500	0.244	20730	24836	242.9	69.9	78.9	390	1.00819
600	0.201	28313	33278	258.3	81.0	89.8	427	1.00677
<i>P</i> = 10 MPa								
95	21.624	-14626	-14163	79.5	47.4	68.5	2000	1.94104

<i>T</i> K	ρ mol/L	<i>E</i> J/mol	<i>H</i> J/mol	<i>S</i> J/mol K	C_v J/mol K	C_p J/mol K	v_s m/s	<i>D</i>
100	21.448	-14286	-13819	83.0	47.4	69.1	1974	1.93146
125	20.570	-12572	-12086	98.5	45.5	69.3	1814	1.88436
150	19.678	-10858	-10350	111.1	43.9	69.6	1637	1.83753
175	18.758	-9130	-8596	121.9	43.3	70.8	1459	1.79010
200	17.793	-7363	-6801	131.5	43.5	73.0	1284	1.74134
225	16.760	-5535	-4938	140.3	44.3	76.4	1110	1.69017
250	15.620	-3609	-2969	148.6	45.8	81.5	935	1.63488
275	14.301	-1539	-839	156.7	47.9	89.4	758	1.57249
300	12.666	757	1547	165.0	50.8	102.7	577	1.49740
325	10.398	3443	4404	174.1	54.7	129.1	399	1.39745
350	7.292	6643	8015	184.8	58.8	150.1	290	1.26832
375	5.182	9419	11349	194.1	60.0	115.7	289	1.18570
400	4.182	11577	13968	200.8	61.4	96.9	310	1.14797
450	3.204	15379	18500	211.5	65.8	87.5	347	1.11193
500	2.677	19135	22870	220.7	71.2	88.0	378	1.09288
600	2.076	27160	31978	237.3	81.8	94.7	427	1.07142

PROPANE (C₃H₈)

<i>T</i> K	ρ mol/L	<i>E</i> J/mol	<i>H</i> J/mol	<i>S</i> J/mol K	C_v J/mol K	C_p J/mol K	v_s m/s	<i>D</i>
<i>P</i> = 0.1 MPa (1 bar)								
90	16.526	-21486	-21426	87.3	59.2	84.5	2126	2.07988
100	16.295	-20639	-20577	96.2	59.6	85.2	2041	2.05806
125	15.726	-18495	-18432	115.4	59.2	86.5	1856	2.00674
150	15.156	-16319	-16253	131.3	58.9	88.0	1685	1.95796
175	14.577	-14096	-14028	145.0	59.5	90.3	1521	1.91036
200	13.982	-11806	-11735	157.3	61.0	93.5	1359	1.86300
225	13.339	-9395	-9387	168.5	63.4	97.9	1197	1.81487
250	0.050	9194	11213	257.6	57.2	66.8	228	1.00238
275	0.045	10691	12930	264.1	61.6	70.7	239	1.00215
300	0.041	12297	14752	270.5	66.2	75.1	249	1.00195
325	0.037	14019	16689	276.7	71.1	79.8	259	1.00179
350	0.035	15862	18744	282.8	76.0	84.6	269	1.00166
375	0.032	17827	20921	288.8	80.9	89.5	278	1.00154
400	0.030	19912	23217	294.7	85.7	94.3	286	1.00144
450	0.027	24441	28166	306.4	95.2	103.6	303	1.00128
500	0.024	29428	33573	317.7	104.1	112.6	318	1.00115
600	0.020	40677	45658	339.7	120.4	128.8	347	1.00095
<i>P</i> = 1 MPa								
90	16.526	-21486	-21426	87.2	59.3	84.5	2128	2.08034
100	16.295	-20639	-20577	96.2	59.7	85.2	2043	2.05856
125	15.726	-18495	-18432	115.3	59.2	86.4	1859	2.00736
150	15.156	-16319	-16253	131.2	59.0	88.0	1690	1.95873
175	14.577	-14096	-14028	144.9	59.6	90.2	1526	1.91132
200	13.982	-11806	-11735	157.2	61.1	93.4	1365	1.86421
225	13.361	-9424	-9349	168.4	63.4	97.7	1205	1.81642
250	12.696	-6919	-6840	179.0	66.4	103.3	1045	1.76672
275	11.962	-4252	-4169	189.1	70.0	110.8	881	1.71316
300	11.102	-1360	-1270	199.2	74.1	121.9	708	1.65216
325	0.428	13278	15614	255.2	74.1	89.6	233	1.02067
350	0.383	15259	17869	261.9	78.0	91.2	248	1.01846
375	0.349	17318	20183	268.3	82.2	94.2	261	1.01678
400	0.322	19472	22582	274.4	86.7	97.8	272	1.01544
450	0.279	24092	27672	286.4	95.7	105.9	293	1.01337
500	0.248	29137	33172	298.0	104.4	114.1	312	1.01184
600	0.203	40455	45374	320.2	120.5	129.7	344	1.00968

T K	ρ mol/L	E J/mol	H J/mol	S J/mol K	C_v J/mol K	C_p J/mol K	v_g m/s	D
$P = 10$ MPa								
90	16.590	-21553	-20951	86.5	59.9	84.4	2146	2.08489
100	16.364	-20714	-20103	95.4	60.1	85.1	2068	2.06350
125	15.810	-18595	-17962	114.5	59.6	86.1	1895	2.01342
150	15.259	-16448	-15793	130.3	59.3	87.5	1733	1.96617
175	14.705	-14261	-13581	144.0	59.9	89.5	1577	1.92048
200	14.141	-12016	-11309	156.1	61.4	92.4	1425	1.87557
225	13.562	-9692	-8955	167.2	63.7	96.1	1277	1.83076
250	12.960	-7268	-6496	177.5	66.7	100.7	1133	1.78529
275	12.322	-4721	-3909	187.4	70.2	106.4	991	1.73826
300	11.631	-2027	-1167	196.9	74.1	113.2	851	1.68849
325	10.860	843	1764	206.3	78.4	121.5	715	1.63437
350	9.973	3924	4927	215.7	82.9	132.0	582	1.57361
375	8.905	7270	8393	225.2	87.7	146.1	455	1.50271
400	7.561	10957	12279	235.3	93.0	165.7	339	1.41671
450	4.614	18845	21013	255.8	101.8	167.8	249	1.24060
500	3.241	25567	28652	272.0	107.8	142.7	276	1.16439
600	2.242	38131	42591	297.4	121.7	140.5	332	1.11122

VIRIAL COEFFICIENTS OF SELECTED GASES

Henry V. Kehiaian

This table gives second virial coefficients of about 110 inorganic and organic gases as a function of temperature. Selected data from the literature have been fitted by least squares to the equation

$$B / \text{cm}^3 \text{mol}^{-1} = \sum_{i=1}^n a(i) [(T_o / T) - 1]^{i-1}$$

where $T_o = 298.15$ K. The table gives the coefficients $a(i)$ and values of B at fixed temperature increments, as calculated from this smoothing equation.

The equation may be used with the tabulated coefficients for interpolation within the indicated temperature range. It should not be used for extrapolation beyond this range.

Compounds are listed in the modified Hill order (see Introduction), with carbon-containing compounds following those compounds not containing carbon.

A useful compilation of virial coefficient data from the literature may be found in:

J. H. Dymond and E. B. Smith, *The Virial Coefficients of Pure Gases and Mixtures, A Critical Compilation*, Oxford University Press, Oxford, 1980.

Compounds Not Containing Carbon				Mol. form.	Name	T/K	B/cm ³ mol ⁻¹	
Ar	Argon	T/K	B/cm ³ mol ⁻¹	F ₂	Fluorine	500	-97	
						600	-59	
						700	-36	
						800	-22	
						900	-12	
						80	-386	
						110	-171	
						140	-113	
						a(1) = -16	160	-76
						a(2) = -60	80	-60
						a(3) = -10	200	-48
							300	-16
							400	-1
							500	7
							600	12
							700	15
							800	18
							900	20
							1000	22
						BF ₃	Boron trifluoride	T/K
240	-213							
270	-170							
300	-136							
330	-108							
360	-84							
390	-64							
420	-47							
450	-32							
200	-338							
240	-202							
280	-129							
a(1) = -106	320	-85						
a(2) = -330	360	-56						
a(3) = -251	400	-37						
a(4) = -80	440	-23						
ClH	Hydrogen chloride	T/K	B/cm ³ mol ⁻¹	F ₅ I	Iodine pentafluoride	320	-2540	
						330	-2344	
						340	-2172	
						a(1) = -3077	350	-2021
						a(2) = -8474	360	-1890
						a(3) = -9116	370	-1775
						380	-1674	
						390	-1587	
						400	-1510	
						410	-1443	
Cl ₂	Chlorine	T/K	B/cm ³ mol ⁻¹	F ₅ P	Phosphorus pentafluoride	320	-162	
						340	-143	
						360	-127	
						a(1) = -186	380	-112
						a(2) = -345	400	-98
						420	-86	
						440	-75	
						460	-64	
						210	-508	
						220	-483	
						230	-457	
						a(1) = -303	240	-432
						a(2) = -555	250	-407
						a(3) = 9	260	-383
						a(4) = 329	270	-360
a(5) = 68	280	-339						
	290	-318						
	300	-299						
	350	-221						
	400	-166						
	450	-126						
F ₆ Mo	Molybdenum hexafluoride	T/K	B/cm ³ mol ⁻¹	F ₆ Mo	Molybdenum hexafluoride	300	-896	
						310	-810	
						320	-737	

Mol. form.	Name	T/K	B/cm ³ mol ⁻¹	Mol. form.	Name	T/K	B/cm ³ mol ⁻¹
	a(1) = -914	330	-677			1100	-14
	a(2) = -2922	340	-627			1200	-11
	a(3) = -4778	350	-586	H ₃ N	Ammonia	290	-302
		360	-553			300	-265
		370	-527			310	-236
		380	-506		a(1) = -271	320	-213
		390	-491		a(2) = -1022	330	-194
F ₆ S	Sulfur hexafluoride	200	-685		a(3) = -2715	340	-179
		250	-416		a(4) = -4189	350	-166
		300	-275			360	-154
	a(1) = -279	350	-190			370	-144
	a(2) = -647	400	-135			380	-135
	a(3) = -335	450	-96			400	-118
	a(4) = -72	500	-68			420	-101
F ₆ U	Uranium hexafluoride	320	-1030	H ₃ P	Phosphine	190	-457
		340	-905			200	-404
		360	-805			210	-364
	a(1) = -1204	380	-724		a(1) = -146	220	-332
	a(2) = -2690	400	-658		a(2) = -733	230	-305
	a(3) = -2144	420	-604		a(3) = 1022	240	-281
		440	-560		a(4) = -1220	250	-258
F ₆ W	Tungsten hexafluoride	320	-641			260	-235
		340	-578			270	-213
		360	-523			280	-190
	a(1) = -719	380	-473			290	-166
	a(2) = -1143	400	-428	He	Helium	2	-172
		420	-387			6	-48
		440	-350			10	-24
		460	-317		a(1) = 12	14	-13
H ₂	Hydrogen	15	-230		a(2) = -1	18	-7
		20	-151			22	-3
		25	-108			26	-1
	a(1) = 15.4	30	-82			30	1
	a(2) = -9.0	35	-64			50	6
	a(3) = -0.2	40	-52			70	8
		45	-42			90	10
		50	-35			110	10
		60	-24			150	11
		70	-16			250	12
		80	-11			650	13
		90	-7			700	13
		100	-3	Kr	Krypton	110	-363
		200	11			120	-307
		300	15			130	-263
		400	18		a(1) = -51	140	-229
H ₂ O	Water	300	-1126		a(2) = -118	150	-201
		320	-850		a(3) = -29	160	-178
		340	-660		a(4) = -5	170	-159
	a(1) = -1158	360	-526			180	-143
	a(2) = -5157	380	-428			190	-129
	a(3) = -10301	400	-356			200	-117
	a(4) = -10597	420	-301			250	-75
	a(5) = -4415	440	-258			300	-51
		460	-224			400	-23
		480	-197			500	-8
		500	-175			600	2
		600	-104			700	8
		700	-67	NO	Nitric oxide	120	-232
		800	-44			130	-176
		900	-30			140	-138
		1000	-20		a(1) = -12	150	-113

Mol. form.	Name	T/K	B/cm ³ mol ⁻¹	Mol. form.	Name	T/K	B/cm ³ mol ⁻¹	
CHClF ₂	Chlorodifluoromethane	800	33	CH ₃ Cl	Chloromethane	280	-466	
		300	-343			300	-402	
		325	-298			320	-348	
		350	-257			340	-304	
		a(1) = -347	375			-221	a(1) = -407	360
a(2) = -575	400	-188	a(2) = -887	380	-234			
a(3) = 187	425	-158	a(3) = -385	400	-206			
CHCl ₂ F	Dichlorofluoromethane	250	-728			420	-182	
		275	-634			440	-161	
		300	-557			460	-142	
		a(1) = -562	325	-491			480	-126
		a(2) = -862	350	-434			500	-112
			375	-385			600	-58
			400	-343	CH ₃ F	Fluoromethane	280	-244
			425	-305			300	-205
			450	-271			320	-174
							340	-150
CHCl ₃	Trichloromethane	320	-1001			360	-129	
		330	-926			380	-112	
		340	-858			400	-99	
		a(1) = -1193	350	-797			420	-87
		a(2) = -2936	360	-740			310	-725
		a(3) = -1751	370	-689	CH ₃ I	Iodomethane	320	-646
			380	-642			330	-582
			390	-599			340	-531
			400	-559			350	-492
							360	-462
CHF ₃	Trifluoromethane	200	-433			370	-441	
		220	-350			380	-427	
		240	-288			110	-328	
		a(1) = -177	260	-241	CH ₄	Methane	120	-276
		a(2) = -399	280	-204			130	-237
		a(3) = -250	300	-174			140	-206
			320	-151			150	-181
			340	-132			160	-160
			360	-116			170	-143
			380	-103			180	-128
CH ₂ Cl ₂	Dichloromethane	320	-706			190	-116	
		330	-634			200	-105	
		340	-574			250	-66	
		a(1) = -913	350	-524			300	-43
		a(2) = -3371	360	-482			350	-27
		a(3) = -5013	370	-447			400	-16
			380	-420			500	0
			400	-380			600	10
			420	-357	CH ₄ O	Methanol	320	-1431
							330	-1299
CH ₂ F ₂	Difluoromethane	280	-375			340	-1174	
		290	-343			350	-1056	
		300	-316			360	-945	
		a(1) = -321	310	-294			370	-840
		a(2) = -754	320	-275			380	-741
		a(3) = -1300	330	-260			390	-646
			340	-248			400	-557
			350	-238			300	-451
			360	-228	CH ₃ N	Methylamine	325	-367
			380	-204			350	-304
CH ₃ Br	Bromomethane	280	-645			375	-257	
		290	-596			400	-220	
		300	-551			425	-192	
		a(1) = -559	310	-509			450	-170
		a(2) = -1324	320	-469				
			340	-396				
			360	-332				
			380	-274				

Mol. form.	Name	T/K	B/cm ³ mol ⁻¹	Mol. form.	Name	T/K	B/cm ³ mol ⁻¹
		500	-140			270	-263
		550	-122	C ₂ H ₃ N	Ethanenitrile	330	-3468
CO	Carbon monoxide	210	-36			340	-2971
		240	-24			350	-2563
		270	-15		a(1) = -5840	360	-2233
	a(1) = -9	300	-8		a(2) = -29175	370	-1970
	a(2) = -58	330	-3		a(3) = -47611	380	-1765
	a(3) = -18	360	1			390	-1610
		420	7			400	-1499
		480	11			410	-1425
CO ₂	Carbon dioxide	220	-244	C ₂ H ₄	Ethene	240	-218
		240	-204			270	-172
		260	-172			300	-139
	a(1) = -127	280	-146		a(1) = -140	330	-113
	a(2) = -288	300	-126		a(2) = -296	360	-92
	a(3) = -118	320	-108		a(3) = -101	390	-76
		340	-94			420	-63
		360	-81			450	-52
		380	-71	C ₂ H ₄ Cl ₂	1,2-Dichloroethane	370	-812
		400	-62			390	-716
		500	-30			410	-635
		600	-13		a(1) = -1362	430	-566
		700	-1		a(2) = -3240	450	-508
		800	7		a(3) = -2100	470	-458
		900	12			490	-416
		1000	16			510	-379
		1100	19			530	-347
CS ₂	Carbon disulfide	280	-932			550	-319
		310	-740			570	-295
		340	-603	C ₂ H ₄ O	Ethanal	290	-1352
	a(1) = -807	370	-504			320	-927
	a(2) = -1829	400	-431			350	-654
	a(3) = -1371	430	-375		a(1) = -1217	380	-482
C ₂ Cl ₂ F ₄	1,2-Dichloro-1,1,2,2-tetrafluoroethane	300	-801		a(2) = -4647	410	-375
		320	-695		a(3) = -5725	440	-314
		340	-608			470	-283
	a(1) = -812	360	-536	C ₂ H ₄ O ₂	Methyl methanoate	320	-821
	a(2) = -1773	380	-475			330	-744
	a(3) = -963	400	-423		a(1) = -1035	340	-677
		420	-379		a(2) = -3425	350	-620
		440	-341		a(3) = -4203	360	-571
		460	-307			370	-528
		480	-279			380	-492
		500	-253			390	-461
C ₂ Cl ₃ F ₃	1,1,2-Trichloro-1,2,2-trifluoroethane	290	-1041	C ₂ H ₅ Cl	Chloroethane	400	-435
		310	-943			320	-634
		330	-856			360	-450
	a(1) = -999	350	-780		a(1) = -777	400	-330
	a(2) = -1479	370	-712		a(2) = -2205	440	-249
		390	-651		a(3) = -1764	480	-195
		410	-596			520	-157
		430	-546			560	-131
		450	-500			600	-114
C ₂ H ₂	Ethyne	200	-573	C ₂ H ₆	Ethane	200	-409
		210	-500			220	-337
		220	-440			240	-284
	a(1) = -216	230	-390		a(1) = -184	260	-242
	a(2) = -375	240	-349		a(2) = -376	280	-209
	a(3) = -716	250	-315		a(3) = -143	300	-181
		260	-287		a(4) = -54	320	-159
						340	-140

Mol. form.	Name	T/K	B/cm ³ mol ⁻¹	Mol. form.	Name	T/K	B/cm ³ mol ⁻¹
		360	-123			440	-146
		380	-109			460	-131
		400	-96			480	-118
		500	-52			500	-106
C ₂ H ₆ O	Ethanol	600	-24	C ₃ H ₆ O	2-Propanone	300	-1996
		320	-2710			320	-1522
		330	-2135			340	-1198
		340	-1676		a(1) = -2051	360	-971
	a(1) = -4475	350	-1317		a(2) = -8903	380	-806
	a(2) = -29719	360	-1043		a(3) = -18056	400	-683
	a(3) = -56716	370	-843		a(4) = -16448	420	-586
		380	-705			440	-506
		390	-622			460	-437
C ₂ H ₆ O	Dimethyl ether	275	-536			480	-375
		280	-517	C ₃ H ₆ O	Ethyl methanoate	330	-1003
		285	-499			340	-916
	a(1) = -455	290	-482			350	-839
	a(2) = -965	295	-465		a(1) = -1371	360	-771
		300	-449		a(2) = -4231	370	-712
		305	-433		a(3) = -4312	380	-660
		310	-418			390	-614
C ₂ H ₇ N	Dimethylamine	310	-606	C ₃ H ₆ O	Methyl ethanoate	320	-1320
		320	-563			330	-1186
		330	-523			340	-1074
	a(1) = -662	340	-487		a(1) = -1709	350	-980
	a(2) = -1504	350	-454		a(2) = -6348	360	-903
	a(3) = -667	360	-423		a(3) = -9650	370	-840
		370	-395			380	-789
		380	-369			390	-749
		390	-345	C ₃ H ₇ Cl	1-Chloropropane	310	-1001
		400	-322			340	-772
		300	-773			370	-614
		310	-710		a(1) = -1121	400	-501
		320	-654		a(2) = -3271	430	-417
	a(1) = -785	330	-604		a(3) = -3786	460	-352
	a(2) = -2012	340	-558		a(4) = -1974	490	-302
	a(3) = -1397	350	-517			520	-261
		360	-480			550	-227
		370	-447			580	-198
		380	-416	C ₃ H ₈	Propane	240	-641
		390	-389			260	-527
		400	-363			280	-444
C ₃ H ₆	Cyclopropane	300	-383		a(1) = -386	300	-381
		310	-356		a(2) = -844	320	-331
		320	-332		a(3) = -720	340	-292
	a(1) = -388	330	-310		a(4) = -574	360	-259
	a(2) = -861	340	-290			380	-232
	a(3) = -538	350	-272			400	-208
		360	-256			440	-169
		370	-241			480	-138
		380	-227			520	-112
		390	-215			560	-90
		400	-204	C ₃ H ₈ O	1-Propanol	380	-873
		280	-395			385	-826
		300	-342			390	-783
		320	-299		a(1) = -2690	395	-744
	a(1) = -347	340	-262		a(2) = -12040	400	-709
	a(2) = -727	360	-232		a(3) = -16738	405	-679
	a(3) = -325	380	-205			410	-651
		400	-183			415	-627
		420	-163			420	-606

Mol. form.	Name	T/K	B/cm ³ mol ⁻¹	Mol. form.	Name	T/K	B/cm ³ mol ⁻¹		
C ₃ H ₈ O	2-Propanol	380	-821	C ₄ H ₁₀	Butane	250	-1170		
		385	-766			280	-863		
		390	-717			310	-668		
		a(1) = -3165	395			-674	a(1) = -735	340	-536
		a(2) = -16092	400			-636	a(2) = -1835	370	-442
		a(3) = -24197	405			-604	a(3) = -1922	400	-371
			410			-576	a(4) = -1330	430	-315
			415			-552		460	-270
			420			-533		490	-232
								520	-199
C ₃ H ₉ N	Trimethylamine	310	-675	C ₄ H ₁₀	2-Methylpropane	270	-900		
		320	-628			300	-697		
		330	-585			330	-553		
		a(1) = -737	340			-547	a(1) = -707	360	-450
		a(2) = -1669	350			-512	a(2) = -1719	390	-374
		a(3) = -986	360			-480	a(3) = -1282	420	-317
			370			-450		450	-273
C ₄ H ₈	1-Butene	300	-624			480	-240		
		320	-539			510	-215		
		340	-470	C ₄ H ₁₀ O	1-Butanol	350	-1693		
		a(1) = -633	360			-1544			
		a(2) = -1442	370			-1402			
		a(3) = -932	380			-1268			
	390	-1141							
	400	-1021							
C ₄ H ₈ O	2-Butanone	420	-294			420	-796		
		310	-2056			440	-593		
		320	-1878	C ₄ H ₁₀ O	2-Methyl-1-propanol	390	-1076		
		330	-1712			400	-979		
		a(1) = -2282	340			-1555	a(1) = -2269	410	-887
		a(2) = -5907	350			-1407	a(2) = -5065	420	-800
			360			-1267		430	-716
	370	-1135				440	-636		
C ₄ H ₉ O ₂	Propyl methanoate	330	-1496	C ₄ H ₁₀ O	2-Butanol	380	-1110		
		340	-1354			390	-1005		
		350	-1231			400	-906		
		a(1) = -2118	360			-1126	a(1) = -2232	410	-811
		a(2) = -7299	370			-1035	a(2) = -5209	420	-721
		a(3) = -8851	380			-957		420	-721
			390			-890	C ₄ H ₁₀ O	2-Methyl-2-propanol	380
	400	-834	390	-827					
			400	-736					
			a(1) = -1952	410	-649				
			a(2) = -4775	420	-567				
C ₄ H ₈ O ₂	Ethyl ethanoate	330	-1543	C ₄ H ₁₀ O	Diethyl ether	280	-1550		
		340	-1385			300	-1199		
		350	-1254			320	-954		
		a(1) = -2272	360			-1144	a(1) = -1226	340	-776
		a(2) = -8818	370			-1055	a(2) = -4458	360	-638
		a(3) = -13130	380			-982	a(3) = -7746	380	-525
			390			-923	a(4) = -10005	400	-428
C ₄ H ₉ O ₂	Methyl propanoate	400	-878			420	-340		
		330	-1588	C ₄ H ₁₁ N	Diethylamine	320	-1228		
		340	-1444			330	-1134		
		350	-1319			340	-1056		
		a(1) = -2216	360			-1211	a(1) = -1522	350	-988
		a(2) = -7339	370			-1117	a(2) = -5204	360	-926
		a(3) = -8658	380			-1037	a(3) = -15047	370	-868
	390	-968	a(4) = -28835			380	-812		
C ₄ H ₉ Cl	1-Chlorobutane	400	-908			390	-755		
		330	-1224						
		370	-898						
		410	-691						
		a(1) = -1643	450	-551					
		a(2) = -4897	490	-449					
		a(3) = -6178	530	-371					
a(4) = -3718	570	-309							

Mol. form.	Name	T/K	B/cm ³ mol ⁻¹	Mol. form.	Name	T/K	B/cm ³ mol ⁻¹		
C ₅ H ₅ N	Pyridine	400	-697	C ₆ H ₆	Benzene	390	-492		
		350	-1257			400	-464		
		360	-1176			450	-357		
		370	-1099			500	-279		
		a(1) = -1765	380			-1026	550	-218	
		a(2) = -3431	390			-957	290	-1588	
			400			-892	300	-1454	
			420			-770	310	-1335	
			440			-659	a(1) = -1477	320	-1231
							a(2) = -3851	330	-1139
C ₅ H ₁₀	Cyclopentane	300	-1049	a(3) = -3683	340	-1056			
		305	-1015	a(4) = -1423	350	-983			
		310	-981		400	-712			
		a(1) = -1062	315	-949	450	-542			
		a(2) = -2116	320	-918	500	-429			
C ₅ H ₁₀	1-Pentene	310	-966	550	-349				
		320	-898	600	-291				
		330	-836	C ₆ H ₇ N	2-Methylpyridine	360	-1656		
		a(1) = -1055	340			-780	370	-1523	
		a(2) = -2377	350			-729	380	-1404	
		a(3) = -1189	360			-681	a(1) = -2940	390	-1297
			370			-638	a(2) = -8813	400	-1202
			380			-598	a(3) = -7809	410	-1117
			390			-561		420	-1040
			400			-527		430	-972
	410	-495	C ₆ H ₇ N			3-Methylpyridine	380	-1819	
C ₅ H ₁₀ O	2-Pentanone	330					-2850	390	-1612
		340		-2420	400		-1448		
		350		-2076	a(1) = -6304		410	-1322	
		a(1) = -4962		360	-1804		a(2) = -30415	420	-1230
		a(2) = -26372	370	-1595	a(3) = -44549	430	-1166		
a(3) = -46537	380	-1440	C ₆ H ₇ N	4-Methylpyridine	380	-1787			
C ₅ H ₁₂	Pentane	390			-1332	390	-1578		
		300			-1234	400	-1417		
		310			-1130	a(1) = -6553	410	-1297	
		a(1) = -1254			320	-1038	a(2) = -32873	420	-1214
		a(2) = -3345	330	-957	a(3) = -49874	430	-1163		
a(3) = -2726	340	-884	C ₆ H ₁₂	Cyclohexane	300	-1698			
	350	-818			320	-1391			
	400	-579			340	-1170			
	450	-436			a(1) = -1733	360	-1007		
	500	-348			a(2) = -5618	380	-883		
C ₅ H ₁₂	2-Methylbutane	550	-294	a(3) = -9486	400	-786			
		280	-1263	a(4) = -7936	420	-707			
		290	-1166		440	-641			
		300	-1079		460	-584			
		a(1) = -1095	310	-1001		480	-534		
		a(2) = -2503	320	-931		500	-488		
		a(3) = -1534	330	-867		520	-446		
			340	-810		540	-406		
			350	-757		560	-368		
			400	-557	C ₆ H ₁₂	Methylcyclopentane	305	-1447	
	450	-424	315	-1357					
C ₅ H ₁₂	2,2-Dimethylpropane	300	-916	325			-1272		
		310	-843	a(1) = -1512			335	-1192	
		320	-780	a(2) = -2910			345	-1117	
		a(1) = -931	330	-724	C ₆ H ₁₄	Hexane	300	-1920	
		a(2) = -2387	340	-674			310	-1724	
a(3) = -2641	350	-629	320	-1561					
a(4) = -1810	360	-590	a(1) = -1961	330			-1424		
	370	-554	a(2) = -6691	340			-1309		
	380	-521							

Mol. form.	Name	T/K	B/cm ³ mol ⁻¹	Mol. form.	Name	T/K	B/cm ³ mol ⁻¹
	a(3) = -13167	350	-1209			500	-702
	a(4) = -15273	360	-1123			540	-583
		370	-1046			580	-490
		380	-978			620	-416
		390	-916			660	-355
		400	-859			700	-304
		410	-806	C ₈ H ₁₀	1,2-Dimethylbenzene	380	-2046
		430	-707			390	-1848
		450	-616			400	-1681
C ₆ H ₁₅ N	Triethylamine	330	-1562		a(1) = -5632	410	-1543
		340	-1444		a(2) = -22873	420	-1428
		350	-1340		a(3) = -28900	430	-1335
	a(1) = -2061	360	-1249			440	-1261
	a(2) = -5735	370	-1169	C ₈ H ₁₀	1,3-Dimethylbenzene	380	-2082
	a(3) = -5899	380	-1099			390	-1865
		390	-1037			400	-1679
		400	-983		a(1) = -5808	410	-1521
C ₇ H ₈	Toluene	350	-1641		a(2) = -23244	420	-1388
		360	-1511		a(3) = -27607	430	-1276
		370	-1394			440	-1184
	a(1) = -2620	380	-1289	C ₈ H ₁₀	1,4-Dimethylbenzene	380	-2043
	a(2) = -7548	390	-1195			390	-1851
	a(3) = -6349	400	-1110			400	-1680
		410	-1034		a(1) = -4921	410	-1529
		420	-965		a(2) = -16843	420	-1395
		430	-903		a(3) = -16159	430	-1276
C ₇ H ₁₄	1-Heptene	340	-1781			440	-1171
		350	-1651	C ₈ H ₁₆	1-Octene	360	-2147
		360	-1532			370	-2000
	a(1) = -2491	370	-1424			380	-1861
	a(2) = -6230	380	-1324		a(1) = -3273	390	-1729
	a(3) = -3780	390	-1233		a(2) = -6557	400	-1604
		400	-1150			410	-1485
		410	-1073	C ₈ H ₁₈	Octane	300	-4042
C ₇ H ₁₆	Heptane	300	-2782			350	-2511
		320	-2297			400	-1704
		340	-1928		a(1) = -4123	450	-1234
	a(1) = -2834	360	-1641		a(2) = -13120	500	-936
	a(2) = -8523	380	-1415		a(3) = -16408	550	-732
	a(3) = -10068	400	-1233		a(4) = -8580	600	-583
	a(4) = -5051	420	-1085			650	-468
		440	-963			700	-375
		460	-862				
		480	-775				

VAN DER WAALS CONSTANTS FOR GASES

The van der Waals equation of state for a real gas is

$$(P + n^2 a/V^2)(V - nb) = nRT$$

where P is the pressure, V the volume, T the temperature, n the amount of substance (in moles), and R the gas constant. The van der Waals constants a and b are characteristic of the substance and are independent of temperature. They are related to the critical temperature and pressure, T_c and P_c , by

$$a = 27R^2T_c^2/64P_c \quad b = RT_c/8P_c$$

Substance	a bar L ² /mol ²	b L/mol
Acetic acid	17.71	0.1065
Acetone	16.02	0.1124
Acetylene	4.516	0.0522
Ammonia	4.225	0.0371
Aniline	29.14	0.1486
Argon	1.355	0.0320
Benzene	18.82	0.1193
Bromine	9.75	0.0591
Butane	13.89	0.1164
1-Butanol	20.94	0.1326
2-Butanone	19.97	0.1326
Carbon dioxide	3.658	0.0429
Carbon disulfide	11.25	0.0726
Carbon monoxide	1.472	0.0395
Chlorine	6.343	0.0542
Chlorobenzene	25.80	0.1454
Chloroethane	11.66	0.0903
Chloromethane	7.566	0.0648
Cyclohexane	21.92	0.1411
Cyclopropane	8.34	0.0747
Decane	52.74	0.3043
1-Decanol	59.51	0.3086
Diethyl ether	17.46	0.1333
Dimethyl ether	8.690	0.0774
Dodecane	69.38	0.3758
1-Dodecanol	75.70	0.3750
Ethane	5.580	0.0651
Ethanol	12.56	0.0871
Ethylene	4.612	0.0582
Fluorine	1.171	0.0290
Furan	12.74	0.0926
Helium	0.0346	0.0238
Heptane	31.06	0.2049
1-Heptanol	38.17	0.2150
Hexane	24.84	0.1744
1-Hexanol	31.79	0.1856
Hydrazine	8.46	0.0462
Hydrogen	0.2452	0.0265
Hydrogen bromide	4.500	0.0442
Hydrogen chloride	3.700	0.0406
Hydrogen cyanide	11.29	0.0881
Hydrogen fluoride	9.565	0.0739
Hydrogen iodide	6.309	0.0530

This table gives values of a and b for some common gases. Most of the values have been calculated from the critical temperature and pressure values given in the table "Critical Constants" in this section. Van der Waals constants for other gases may easily be calculated from the data in that table.

To convert the van der Waals constants to SI units, note that 1 bar L²/mol² = 0.1 Pa m⁶/mol² and 1 L/mol = 0.001 m³/mol.

Reference

Reid, R. C., Prausnitz, J. M., and Poling, B. E., *The Properties of Gases and Liquids, Fourth Edition*, McGraw-Hill, New York, 1987.

Substance	a bar L ² /mol ²	b L/mol
Hydrogen sulfide	4.544	0.0434
Isobutane	13.32	0.1164
Krypton	5.193	0.0106
Methane	2.303	0.0431
Methanol	9.476	0.0659
Methylamine	7.106	0.0588
Neon	0.208	0.0167
Neopentane	17.17	0.1411
Nitric oxide	1.46	0.0289
Nitrogen	1.370	0.0387
Nitrogen dioxide	5.36	0.0443
Nitrogen trifluoride	3.58	0.0545
Nitrous oxide	3.852	0.0444
Octane	37.88	0.2374
1-Octanol	44.71	0.2442
Oxygen	1.382	0.0319
Ozone	3.570	0.0487
Pentane	19.09	0.1449
1-Pentanol	25.88	0.1568
Phenol	22.93	0.1177
Propane	9.39	0.0905
1-Propanol	16.26	0.1079
2-Propanol	15.82	0.1109
Propene	8.442	0.0824
Pyridine	19.77	0.1137
Pyrrole	18.82	0.1049
Silane	4.38	0.0579
Sulfur dioxide	6.865	0.0568
Sulfur hexafluoride	7.857	0.0879
Tetrachloromethane	20.01	0.1281
Tetrachlorosilane	20.96	0.1470
Tetrafluoroethylene	6.954	0.0809
Tetrafluoromethane	4.040	0.0633
Tetrafluorosilane	5.259	0.0724
Tetrahydrofuran	16.39	0.1082
Thiophene	17.21	0.1058
Toluene	24.86	0.1497
1,1,1-Trichloroethane	20.15	0.1317
Trichloromethane	15.34	0.1019
Trifluoromethane	5.378	0.0640
Trimethylamine	13.37	0.1101
Water	5.537	0.0305
Xenon	4.192	0.0516

MEAN FREE PATH AND RELATED PROPERTIES OF GASES

In the simplest version of the kinetic theory of gases, molecules are treated as hard spheres of diameter d which make binary collisions only. In this approximation the mean distance traveled by a molecule between successive collisions, the mean free path l , is related to the collision diameter by:

$$l = \frac{kT}{\pi\sqrt{2}Pd^2}$$

where P is the pressure, T the absolute temperature, and k the Boltzmann constant. At standard conditions ($P = 100\,000$ Pa and $T = 298.15$ K) this relation becomes:

$$l = \frac{9.27 \cdot 10^{27}}{d^2}$$

where l and d are in meters.

Using the same model and the same standard pressure, the collision diameter can be calculated from the viscosity η by the kinetic theory relation:

$$\eta = \frac{2.67 \cdot 10^{-20} (MT)^{1/2}}{d^2}$$

where η is in units of $\mu\text{Pa s}$ and M is the molar mass in g/mol. Kinetic theory also gives a relation for the mean velocity \bar{v} of molecules of mass m :

$$\bar{v} = \left(\frac{8kT}{\pi m} \right)^{1/2} = 145.5(T/M)^{1/2} \text{ m/s}$$

Finally, the mean time τ between collisions can be calculated from the relation $\tau\bar{v} = l$.

The table below gives values of l , \bar{v} , and τ for some common gases at 25°C and atmospheric pressure, as well as the value of d , all calculated from measured gas viscosities (see References 2 and 3 and the table "Viscosity of Gases" in this section). It is seen from the above equations that the mean free path varies directly with T and inversely with P , while the mean velocity varies as the square root of T and, in this approximation, is independent of P .

A more accurate model, in which molecular interactions are described by a Lennard-Jones potential, gives mean free path values about 5% lower than this table (see Reference 4).

References

1. Reid, R. C., Prausnitz, J. M., and Poling, B. E., *The Properties of Gases and Liquids, Fourth Edition*, McGraw-Hill, New York, 1987.
2. Lide, D. R., and Kehiaian, H. V., *CRC Handbook of Thermophysical and Thermochemical Data*, CRC Press, Boca Raton, FL, 1994.
3. Vargaftik, N. B., *Tables of Thermophysical Properties of Liquids and Gases, Second Edition*, John Wiley, New York, 1975.
4. Kaye, G. W. C., and Laby, T. H., *Tables of Physical and Chemical Constants, 15th Edition*, Longman, London, 1986.

Gas	d	l	\bar{v}	τ
Air	$3.66 \cdot 10^{-10}$ m	$6.91 \cdot 10^{-8}$ m	467 m/s	148 ps
Ar	3.58	7.22	397	182
CO ₂	4.53	4.51	379	119
H ₂	2.71	12.6	1769	71
He	2.15	20.0	1256	159
Kr	4.08	5.58	274	203
N ₂	3.70	6.76	475	142
NH ₃	4.32	4.97	609	82
Ne	2.54	14.3	559	256
O ₂	3.55	7.36	444	166
Xe	4.78	4.05	219	185

INFLUENCE OF PRESSURE ON FREEZING POINTS

This table illustrates the variation of the freezing point of representative types of liquids with pressure. Substances are listed in alphabetical order. Note that 1 MPa = 0.01 kbar = 9.87 atm.

References

1. Isaacs, N. S., *Liquid Phase High Pressure Chemistry*, John Wiley, New York, 1981.
2. Merrill, L., *J. Phys. Chem. Ref. Data*, 6, 1205, 1977; 11, 1005, 1982.

Substance	Molecular formula	Freezing point in °C at:		
		0.1 MPa	100 MPa	1000 MPa
Acetic acid	C ₂ H ₄ O ₂	16.6	37	
Acetophenone	C ₈ H ₈ O	20.0	41.2	
Aniline	C ₆ H ₇ N	-6.0	13.5	140
Benzene	C ₆ H ₆	5.5	33.4	
Benzonitrile	C ₇ H ₅ N	-12.8	7.6	
Benzyl alcohol	C ₇ H ₈ O	-15.2	0.2	
Bromobenzene	C ₆ H ₅ Br	-30.6	-12	108
Bromoethane	C ₂ H ₅ Br	-118.6	-108	
1-Bromonaphthalene	C ₁₀ H ₇ Br	-1.8	6.1	
1-Bromopropane	C ₃ H ₇ Br	-110	-98	
<i>p</i> -Bromotoluene	C ₇ H ₇ Br	28.0	56.7	
Butanoic acid	C ₄ H ₈ O ₂	-5.7	13.8	
1-Butanol	C ₄ H ₁₀ O	-89.8	-77.2	
Carbon disulfide	CS ₂	-111.5	-98	
Chlorobenzene	C ₆ H ₅ Cl	-45.2	-28	84
<i>p</i> -Chlorotoluene	C ₇ H ₇ Cl	6.9	33.1	
<i>o</i> -Cresol	C ₇ H ₈ O	29.8	47.7	
<i>m</i> -Cresol	C ₇ H ₈ O	11.8	25.6	
<i>p</i> -Cresol	C ₇ H ₈ O	35.8	56.2	
Cyclohexane	C ₆ H ₁₂	6.6	32.5	
Cyclohexanol	C ₆ H ₁₂ O	25.5	62.3	
1,2-Dibromoethane	C ₂ H ₄ Br ₂	9.9	34.0	
<i>p</i> -Dichlorobenzene	C ₆ H ₄ Cl ₂	52.7	79.1	
Dichloromethane	CH ₂ Cl ₂	-95.1	-83	
<i>N,N</i> -Dimethylaniline	C ₈ H ₁₁ N	2.5	26.3	
1,4-Dioxane	C ₄ H ₈ O ₂	11	23	
Ethanol	C ₂ H ₆ O	-114.1	-108	
Formamide	CH ₃ NO	-15.5	10.8	
Formic acid	CH ₂ O ₂	8.3	20.6	
Furan	C ₄ H ₄ O	-85.6	-73	
Hexamethyldisiloxane	C ₆ H ₁₈ OSi ₂	-66	-37	
Menthol	C ₁₀ H ₂₀ O	42	60	
Methyl benzoate	C ₈ H ₈ O ₂	-15	31.8	
2-Methyl-2-butanol	C ₅ H ₁₂ O	-8.8	13.4	
2-Methyl-2-propanol	C ₄ H ₁₀ O	25.4	58.1	
Naphthalene	C ₁₀ H ₈	78.2	115.7	
Nitrobenzene	C ₆ H ₅ NO ₂	5.7	13.5	
<i>m</i> -Nitrotoluene	C ₇ H ₇ NO ₂	15.5	40.6	
Pentachloroethane	C ₂ HCl ₅	-29.0	-6.3	
Potassium	K	63.7	78	170
Potassium chloride	ClK	771		945
Propanoic acid	C ₃ H ₆ O ₂	-20.7	-1.2	
Silver chloride	AgCl	455		545
Sodium	Na	97.8	106	167
Sodium chloride	ClNa	800.7		997
Sodium fluoride	FNa	996		1115
Tetrachloromethane	CCl ₄	-23.0	14.2	
Tribromomethane	CHBr ₃	8.1	31.5	
Trichloromethane	CHCl ₃	-63.6	-45.2	
Water	H ₂ O	0.0	-9.0	
<i>o</i> -Xylene	C ₈ H ₁₀	-25.2	-3.5	
<i>m</i> -Xylene	C ₈ H ₁₀	-47.8	-25.2	
<i>p</i> -Xylene	C ₈ H ₁₀	13.2	46.0	

CRITICAL CONSTANTS

The parameters of the liquid–gas critical point are important constants in determining the behavior of fluids. This table lists the critical temperature, pressure, and molar volume, as well as the normal boiling point, for approximately 850 inorganic and organic substances. The properties and their units are:

T_b : Normal boiling point in kelvins at a pressure of 101.325 kPa (1 atmosphere); an “s” following the value indicates a sublimation point (temperature at which the solid is in equilibrium with the gas at a pressure of 101.325 kPa)

T_c : Critical temperature in kelvins

P_c : Critical pressure in megapascals

V_c : Critical molar volume in cm^3/mol

The number of digits given for T_b , T_c , and P_c indicates the estimated accuracy of these quantities; however, values of T_c greater than 750 K may be in error by 10 K or more. Although most V_c values are given to three figures, they cannot be assumed accurate to better than a few percent. All values are experimentally determined except for a few values, indicated by an asterisk*, which are based on extrapolations. Methods of measurement are described and critiqued in Reference 1.

Many of the critical constants in this table are taken from reviews produced by the IUPAC Commission on Thermodynamics (References 1–8). Compounds are listed by molecular formula in modified Hill order, with compounds not containing carbon preceding those that do contain carbon.

The assistance of Douglas Ambrose is gratefully acknowledged.

References

- Ambrose, D., and Young, C. L., *J. Chem. Eng. Data*, 40, 345, 1995. [IUPAC Part 1]
- Ambrose, D., and Tsonopoulos, C., *J. Chem. Eng. Data*, 40, 531, 1995. [IUPAC Part 2]
- Tsonopoulos, C., and Ambrose, D., *J. Chem. Eng. Data*, 40, 547, 1995. [IUPAC Part 3]
- Gude, M., and Teja, A. S., *J. Chem. Eng. Data*, 40, 1025, 1995. [IUPAC Part 4]
- Daubert, T. E., *J. Chem. Eng. Data*, 41, 365, 1996. [IUPAC Part 5]
- Tsonopoulos, C., and Ambrose, D., *J. Chem. Eng. Data*, 41, 645, 1996. [IUPAC Part 6]
- Kudcharker, A. P., Ambrose, D., and Tsonopoulos, C., *J. Chem. Eng. Data*, 46, 457, 2001. [IUPAC Part 7]
- Tsonopoulos, C., and Ambrose, D., *J. Chem. Eng. Data*, 46, 480, 2001. [IUPAC Part 8]
- Ambrose, D., “Vapor-Liquid Constants of Fluids”, in Stevenson, R. M., and Malanowski, S., Eds., *Handbook of the Thermodynamics of Organic Compounds*, Elsevier, New York, 1987.
- Das, A., Frenkel, M., Gadalla, N. A. M., Kudchadker, S., Marsh, K. N., Rodgers, A. S., and Wilhoit, R. C., *J. Phys. Chem. Ref. Data*, 22, 659, 1993.
- Wilson, L. C., Wilson, H. L., Wilding, W. V., and Wilson, G. M., *J. Chem. Eng. Data*, 41, 1252, 1996.
- Daubert, T. E., Danner, R. P., Sibul, H. M., and Stebbins, C. C., *Physical and Thermodynamic Properties of Pure Compounds: Data Compilation*, extant 2002 (core with supplements), Taylor & Francis, Bristol, PA.
- Morton, D. W., Lui, M. P. W., Tran, C. A., and Young, C. L., *J. Chem. Eng. Data*, 45, 437, 2000.
- VonNiederhausern, D. M., Wilson, L. C., Giles, N. F., and Wilson, G. M., *J. Chem. Eng. Data*, 45, 154, 2000.
- VonNiederhausern, D. M., Wilson, G. M., and Giles, N. F., *J. Chem. Eng. Data*, 45, 157, 2000.
- Nikitin, E. D., Popov, A. P., Bogatishcheva, N. S., and Yatluk, Y. G., *J. Chem. Eng. Data*, 47, 1012, 2002.
- Wilson, G. M., VonNiederhausern, D. M., and Giles, N. F., *J. Chem. Eng. Data*, 47, 761, 2002.
- Wang, B. H., Adcock, J. L., Mathur, S. B., and Van Hook, W. A., *J. Chem. Thermodynamics*, 23, 699, 1991.
- Chae, H. B., Schmidt, J. W., and Moldover, M. R., *J. Phys. Chem.*, 94, 8840, 1990.
- Dillon, I. G., Nelson, P. A., and Swanson, B. S., *J. Chem. Phys.*, 44, 4229, 1966.
- Physical Constants of Hydrocarbon and Non-Hydrocarbon Compounds*, ASTM Data Series DS 4B, ASTM, Philadelphia, 1988.
- Nowak, P., Tielkes, T., Kleinraum, R., and Wagner, W., *J. Chem. Thermodynamics*, 29, 885, 1997.
- Steele, W. V., Chirico, R. D., Nguyen, A., and Knipmeyer, S. E., *J. Chem. Thermodynamics*, 27, 311, 1995.
- Duan, Y. Y., Shi, L., Zhu, M. S., and Han, L. Z., *J. Chem. Eng. Data*, 44, 501, 1999.
- Weber, L. A., and Defibaugh, D. R., *J. Chem. Eng. Data*, 41, 382, 1996.
- Duarte-Garza, H. A., Hwang, C. A., Kellerman, S. A., Miller, R. C., Hall, K. R., and Holste, J. C., *J. Chem. Eng. Data*, 42, 497, 1997.
- Weber, L. A., and Defibaugh, D. R., *J. Chem. Eng. Data*, 41, 1477, 1996.
- Fujiwara, K., Nakamura, S., and Noguchi, M., *J. Chem. Eng. Data*, 43, 55, 1998.
- Widiatmo, J. V., Morimoto, Y., and Watanabe, K., *J. Chem. Eng. Data*, 47, 1246, 2002.
- Duarte-Garza, H. A., Stouffer, C. E., Hall, K. R., Holste, J. C., Marsh, K. N., and Gammon, B. E., *J. Chem. Eng. Data*, 42, 745, 1997.
- Nikitin, E. D., Pavlov, P. A., Popov, A. P., and Nikitina, H. E., *J. Chem. Thermodynamics*, 27, 945, 1995.
- Sako, T., Sato, M., Nakazawa, N., Oowa, M., Yasumoto, M., Ito, H., and Yamashita, S., *J. Chem. Eng. Data*, 41, 802, 1996.
- Zhang, H-L, Sato, H., and Watanabe, K., *J. Chem. Eng. Data*, 40, 1281, 1995.
- Sifner, O., and Klomfar, J., *J. Phys. Chem. Ref. Data*, 23, 63, 1994.
- Younglove, B. A., and McLinden, M. O., *J. Phys. Chem. Ref. Data*, 23, 731, 1994.
- Tillner-Roth, R., and Baehr, H. D., *J. Phys. Chem. Ref. Data*, 23, 657, 1994.
- Xiang, H. W., *J. Phys. Chem. Ref. Data*, 30, 1161, 2001.
- Goodwin, A. H. R., Defibaugh, D. R., and Weber, L. A., *J. Chem. Eng. Data*, 43, 846, 1998.
- Lim, J. S., Park, K. H., Lee, B. G., and Kim, J-D., *J. Chem. Eng. Data*, 46, 1580, 2001.
- Linstrom, P. J., and Mallard, W. G., Eds., *NIST Chemistry WebBook*, NIST Standard Reference Database No. 69, July 2001, National Institute of Standards and Technology, Gaithersburg, MD 20899, <http://webbook.nist.gov>.
- ASHRAE Fundamentals Handbook 2001*, Chapter 19. Refrigerants, American Society of Heating, Refrigerating, and Air-Conditioning Engineers, Atlanta, GA, 2001.
- Fialho, P. S., and Nieto de Castro, C. A., *Int. J. Thermophys.*, 21, 385, 2000.
- Vargaftik, N. B., *Int. J. Thermophys.*, 11, 467, 1990
- Vargaftik, N.B., Vinogradov, Y. K., and Yargin, V. S., *Handbook of Physical Properties of Liquids and Gases, Third Edition*, Begell House, New York, 1996.
- Schmidt, J. W., Carrillo-Nava, E., and Moldover, M. R., *Fluid Phase Equilibria*, 122, 187, 1996.
- Defibaugh, D. R., Gillis, K. A., Moldover, M. R., Morrison, G., and Schmidt, J. W., *Fluid Phase Equilibria*, 81, 285, 1992.
- Salvi-Narkhede, M., Wang, B-H, Adcock, J. L., and Van Hook, W. A., *J. Chem. Thermodynamics*, 24, 1065, 1992.
- Nikitin, E. D., Pavlov, P. A., and Pavlov, A. P., *Fluid Phase Equilib.*, 189, 151–161, 2001.

Molecular formula	Name	T_b/K	T_c/K	P_c/MPa	$V_c/cm^3 mol^{-1}$	Ref.
AlBr ₃	Aluminum bromide	528	763	2.89	310	9
AlCl ₃	Aluminum chloride	453 s	620	2.63	257	9
AlI ₃	Aluminum iodide	655	983		408	9
Ar	Argon	87.30	150.87	4.898	75	9
As	Arsenic	876	1673		35	9
AsCl ₃	Arsenic(III) chloride	403	654		252	9
AsH ₃	Arsine	210.7	373.1			9
BBr ₃	Boron tribromide	364	581		272	9
BCl ₃	Boron trichloride	285.80	455	3.87	239	9
BF ₃	Boron trifluoride	172	260.8	4.98	115	9
BI ₃	Boron triiodide	482.7	773		356	9
B ₂ H ₆	Diborane	180.8	289.8	4.05		9
BiBr ₃	Bismuth tribromide	726	1220		301	9
BiCl ₃	Bismuth trichloride	720	1179	12.0	261	9
BrH	Hydrogen bromide	206.77	363.2	8.55		9
BrI	Iodine bromide	389	719		139	9
Br ₂	Bromine	332.0	588	10.34	127	9
Br ₂ Hg	Mercury(II) bromide	595	1012			9
Br ₃ Ga	Gallium(III) bromide	552	806.7		303	9
Br ₃ HSi	Tribromosilane	382	610.0		305	9
Br ₃ P	Phosphorus(III) bromide	446.4	711		300	9
Br ₃ Sb	Antimony(III) bromide	553	904		300	9
Br ₄ Ge	Germanium(IV) bromide	459.50	718		392	9
Br ₄ Hf	Hafnium(IV) bromide	596 s	746		415	9
Br ₄ Si	Tetrabromosilane	427	663		382	9
Br ₄ Sn	Tin(IV) bromide	478	744		417	9
Br ₄ Ti	Titanium(IV) bromide	503	795.7		391	9
Br ₄ Zr	Zirconium(IV) bromide	633 s	805		424	9
Br ₅ Ta	Tantalum(V) bromide	622	974		461	9
ClFO ₃	Perchloryl fluoride	226.40	368.4	5.37	161	9
ClF ₂ N	Nitrogen chloride difluoride	206	337.5	5.15		9
ClF ₂ P	Phosphorus(III) chloride difluoride	225.9	362.4	4.52		9
ClF ₂ PS	Phosphorothioc chloride difluoride	279.5	439.2	4.14		9
ClF ₃ Si	Chlorotrifluorosilane	203.2	307.7	3.46		9
ClF ₅	Chlorine pentafluoride	260.1	416	5.27	233	9
ClF ₅ S	Sulfur chloride pentafluoride	254.10	390.9			9
ClH	Hydrogen chloride	188	324.7	8.31	81	9
ClH ₄ N	Ammonium chloride	611 s	1155	163.5		9
ClH ₄ P	Phosphonium chloride	246 s	322.3	7.37		9
ClNO	Nitrosyl chloride	267.7	440			9
ClOV	Vanadyl chloride	400	636		171	9
Cl ₂	Chlorine	239.11	416.9	7.991	123	9
Cl ₂ FP	Phosphorus(III) dichloride fluoride	287.00	463.0	4.96		9
Cl ₂ F ₂ Si	Dichlorodifluorosilane	241	369.0	3.5		9
Cl ₂ Hg	Mercury(II) chloride	577	973		174	9
Cl ₂ OSe	Selenium oxychloride	450	730	7.09	235	9
Cl ₃ FSi	Trichlorofluorosilane	285.40	438.6	3.58		9
Cl ₃ Ga	Gallium(III) chloride	474	694		263	9
Cl ₃ HSi	Trichlorosilane	306	479		268	9
Cl ₃ P	Phosphorus(III) chloride	349.3	563		264	9
Cl ₃ Sb	Antimony(III) chloride	493.5	794		272	9
Cl ₄ Ge	Germanium(IV) chloride	359.70	553.2	3.861	330	9
Cl ₄ Hf	Hafnium(IV) chloride	590 s	725.7	5.42	314	9
Cl ₄ ORe	Rhenium(VI) oxytetrachloride	496	781		362	9
Cl ₄ OW	Tungsten(VI) oxytetrachloride	500.70	782		338	9
Cl ₄ Si	Tetrachlorosilane	330.80	508.1	3.593	326	9
Cl ₄ Sn	Tin(IV) chloride	387.30	591.9	3.75	351	9
Cl ₄ Te	Tellurium tetrachloride	660	1002	8.56	310	9
Cl ₄ Ti	Titanium(IV) chloride	409.60	638	4.66	339	9
Cl ₄ Zr	Zirconium(IV) chloride	604 s	778	5.77	319	9

Molecular formula	Name	T_b/K	T_c/K	P_c/MPa	$V_c/cm^3 mol^{-1}$	Ref.
Cl ₅ Mo	Molybdenum(V) chloride	541	850		369	9
Cl ₅ Nb	Niobium(V) chloride	527.2	803.5	4.88	397	9
Cl ₅ P	Phosphorus(V) chloride	433 s	646			9
Cl ₅ Ta	Tantalum(V) chloride	512.50	767		402	9
Cl ₆ W	Tungsten(VI) chloride	619.90	923		422	9
Cs	Cesium	944	1938	9.4	341	43
FH	Hydrogen fluoride	293	461	6.48	69	9
FNO ₂	Nitryl fluoride	200.8	349.5			9
F ₂	Fluorine	85.03	144.13	5.172	66	9
F ₂ HN	Difluoramine	250	403			9
F ₂ N ₂	<i>cis</i> -Difluorodiazine	167.40	272	7.09		9
F ₂ N ₂	<i>trans</i> -Difluorodiazine	161.70	260	5.57		9
F ₂ O	Fluorine monoxide	128.40	215			9
F ₂ Xe	Xenon difluoride	387.50	631	9.32	148	9
F ₃ N	Nitrogen trifluoride	144.40	234.0	4.46	126	9
F ₃ NO	Trifluoramine oxide	185.7	303	6.43	147	9
F ₃ P	Phosphorus(III) fluoride	171.4	271.2	4.33		9
F ₃ PS	Phosphorothioc trifluoride	220.90	346.0	3.82		9
F ₄ N ₂	Tetrafluorohydrazine	199	309	3.75		9
F ₄ S	Sulfur tetrafluoride	232.70	364			9
F ₄ Si	Tetrafluorosilane	187	259.0	3.72		9
F ₄ Xe	Xenon tetrafluoride	388.90	612	7.04	188	9
F ₅ Nb	Niobium(V) fluoride	502	737	6.28	155	9
F ₆ Mo	Molybdenum(VI) fluoride	307.2	473	4.75	226	9
F ₆ S	Sulfur hexafluoride	209.35	318.69	3.77	199	9
F ₆ Se	Selenium hexafluoride	226.55	345.5			9
F ₆ Te	Tellurium hexafluoride	234.25	356			9
F ₆ U	Uranium(VI) fluoride	329.65	505.8	4.66	250	9
F ₆ W	Tungsten(VI) fluoride	290.3	444	4.34	233	9
GaI ₃	Gallium(III) iodide	613	951		395	9
GeH ₄	Germane	185.1	312.2	4.95	147	9
GeI ₄	Germanium(IV) iodide	650	973		500	9
HI	Hydrogen iodide	237.60	424.0	8.31		9
H ₂	Hydrogen	20.28	32.97	1.293	65	9
H ₂ O	Water	373.2	647.14	22.06	56	9
H ₂ O ₂	Hydrogen peroxide	423.4	728*	22*		31
H ₂ S	Hydrogen sulfide	213.60	373.2	8.94	99	9
H ₂ Se	Hydrogen selenide	231.90	411	8.92		9
H ₃ N	Ammonia	239.82	405.5	11.35	72	9
H ₃ P	Phosphine	185.40	324.5	6.54		9
H ₄ N ₂	Hydrazine	386.70	653	14.7		9
He	Helium	4.22	5.19	0.227	57	9
HfI ₄	Hafnium iodide	667 s	916		528	9
Hg	Mercury	629.88	1750	172.00	43	9
HgI ₂	Mercury(II) iodide	627	1072			9
I ₂	Iodine	457.6	819		155	9
I ₃ Sb	Antimony(III) iodide	674	1102			9
I ₄ Si	Tetraiodosilane	560.50	944		558	9
I ₄ Sn	Tin(IV) iodide	637.50	968		531	9
I ₄ Ti	Titanium(IV) iodide	650	1040		505	9
I ₄ Zr	Zirconium(IV) iodide	704 s	960		530	9
K	Potassium	1032	2223*	16*	209*	20
Kr	Krypton	119.93	209.41	5.50	91	9
Li	Lithium	1615	3223*	67*	66*	20
NO	Nitric oxide	121.41	180	6.48	58	9
N ₂	Nitrogen	77.36	126.21	3.39	90	9
N ₂ O	Nitrous oxide	184.67	309.57	7.255	97	9
N ₂ O ₄	Nitrogen tetroxide	294.30	431	10.1	167	9
Na	Sodium	1156	2573*	35*	116*	20
Ne	Neon	27.07	44.4	2.76	42	9

Molecular formula	Name	T_b/K	T_c/K	P_c/MPa	$V_c/cm^3 mol^{-1}$	Ref.
O ₂	Oxygen	90.20	154.59	5.043	73	9
O ₂ S	Sulfur dioxide	263.10	430.8	7.884	122	9
O ₃	Ozone	161.80	261.1	5.57	89	9
O ₃ S	Sulfur trioxide	318	491.0	8.2	127	9
O ₄ Os	Osmium(VIII) oxide	408	678			9
O ₇ Re ₂	Rhenium(VII) oxide	633	942		334	9
P	Phosphorus	553.7	994			9
Rb	Rubidium	961	2093*	16*	247*	20
Rn	Radon	211.5	377	6.28		9
S	Sulfur	717.75	1314	20.7		9
Se	Selenium	958	1766	27.2		9
Xe	Xenon	165.03	289.77	5.841	118	34
CBrClF ₂	Bromochlorodifluoromethane	269.5	426.88	4.254	246	9
CBrF ₃	Bromotrifluoromethane	215.4	340.2	3.97	196	9
CBr ₂ F ₂	Dibromodifluoromethane	295.91	471.3	4.45		9
CClF ₃	Chlorotrifluoromethane	191.8	302	3.870	180	9
CCl ₂ F ₂	Dichlorodifluoromethane	243.4	384.95	4.136	217	9
CCl ₂ O	Carbonyl chloride [Phosgene]	281	455	5.67	190	9
CCl ₃ F	Trichlorofluoromethane	296.9	471.1	4.47	247	18
CCl ₄	Tetrachloromethane	350.0	556.6	4.516	276	9
CF ₃ I	Trifluoroiodomethane	250.7	396.44	3.953	226	24
CF ₄	Tetrafluoromethane	145.2	227.6	3.74	140	9
CHBrF ₂	Bromodifluoromethane	258.6	411.98	5.132	275	47
CHClF ₂	Chlorodifluoromethane	232.5	369.5	5.035	164	18
CHCl ₂ F	Dichlorofluoromethane	282.1	451.58	5.18	196	9
CHCl ₃	Trichloromethane	334.32	536.4	5.47	239	9
CHF ₃	Trifluoromethane	191.1	298.98	4.82	133	42
CHN	Hydrogen cyanide	299	456.7	5.39	139	9
CH ₂ ClF	Chlorofluoromethane	264.1	427	5.70		37
CH ₂ Cl ₂	Dichloromethane	313	510	6.10		9
CH ₂ F ₂	Difluoromethane	221.6	351.56	5.83	123	42
CH ₂ O ₂	Formic acid	374	588			7
CH ₃ Cl	Chloromethane	249.06	416.25	6.679	139	9
CH ₃ Cl ₃ Si	Methyltrichlorosilane	338.8	517	3.28	348	9
CH ₃ F	Fluoromethane	194.8	317.8	5.88	113	9
CH ₃ I	Iodomethane	315.58	528			9
CH ₃ NO ₂	Nitromethane	374.34	588	5.87	173	9
CH ₄	Methane	111.67	190.56	4.599	98.60	2
CH ₄ O	Methanol	337.8	512.5	8.084	117	4
CH ₄ S	Methanethiol	279.1	470	7.23	147	8
CH ₅ ClSi	Chloromethylsilane	280	517.8			9
CH ₅ N	Methylamine	266.83	430.7	7.614		9
CH ₆ N ₂	Methylhydrazine	360.7	567	8.24	271	9
CH ₆ Si	Methylsilane	215.7	352.4			8
CO	Carbon monoxide	81.7	132.91	3.499	93	9
COS	Carbon oxysulfide	223	375	5.88	137	9
CO ₂	Carbon dioxide	194.6 s	304.13	7.375	94	22
CS ₂	Carbon disulfide	319	552	7.90	173	9
C ₂ Br ₂ ClF ₃	1,2-Dibromo-1-chloro-1,2,2-trifluoroethane	366	560.7	3.61	368	9
C ₂ Br ₂ F ₄	1,2-Dibromotetrafluoroethane	320.50	487.8	3.393	341	9
C ₂ ClF ₃	Chlorotrifluoroethene	245.4	379	4.05	212	9
C ₂ ClF ₅	Chloropentafluoroethane	234.1	353.2	3.229	252	9
C ₂ Cl ₂ F ₄	1,1-Dichloro-1,2,2,2-tetrafluoroethane	276.6	418.6	3.30	294	9
C ₂ Cl ₂ F ₄	1,2-Dichloro-1,1,2,2-tetrafluoroethane	276.7	418.78	3.252	297	42
C ₂ Cl ₃ F ₃	1,1,1-Trichloro-2,2,2-trifluoroethane	318.7	482.9			40
C ₂ Cl ₃ F ₃	1,1,2-Trichloro-1,2,2-trifluoroethane	320.9	487.3	3.42	325	9
C ₂ Cl ₄	Tetrachloroethene	394.5	620.2			9
C ₂ Cl ₄ F ₂	1,1,2,2-Tetrachloro-1,2-difluoroethane	366.0	551			9
C ₂ Cl ₆	Hexachloroethane	457.85	695	3.34*	412*	12
C ₂ F ₃ N	Trifluoroacetone	204.4	311.11	3.618	202	9

Molecular formula	Name	T_b/K	T_c/K	P_c/MPa	$V_c/cm^3 mol^{-1}$	Ref.
C ₂ F ₄	Tetrafluoroethene	197.3	306.5	3.94	172	9
C ₂ F ₆	Hexafluoroethane	195.1	293		222	9
C ₂ HClF ₂	1-Chloro-2,2-difluoroethene	254.7	400.6	4.46	197	9
C ₂ HClF ₄	1-Chloro-1,1,2,2-tetrafluoroethane	261.5	399.9	3.72	244	9
C ₂ HClF ₄	1-Chloro-1,2,2,2-tetrafluoroethane	261	395.65	3.643	244	42
C ₂ HCl ₂ F ₃	1,2-Dichloro-1,1,2-trifluoroethane	302.7	461.6		278	19
C ₂ HCl ₂ F ₃	2,2-Dichloro-1,1,1-trifluoroethane	300.97	456.83	3.661	278	35
C ₂ HCl ₃	Trichloroethene	360.36	544.2	5.02		9
C ₂ HF ₃ O ₂	Trifluoroacetic acid	346	491.3	3.258	204	9
C ₂ HF ₅	Pentafluoroethane	225.1	339.17	3.620	208.0	29,30
C ₂ HF ₅ O	Trifluoromethyl difluoromethyl ether	235	354.0	3.33	192	25,45,46
C ₂ H ₂	Acetylene	188.45	308.3	6.138	112.2	6
C ₂ H ₂ ClF ₃	2-Chloro-1,1,1-trifluoroethane	279.3	425.01		228	40
C ₂ H ₂ Cl ₂	<i>cis</i> -1,2-Dichloroethene	333.3	544.2			9
C ₂ H ₂ Cl ₂	<i>trans</i> -1,2-Dichloroethene	321.9	516.5	5.51		9
C ₂ H ₂ Cl ₄	1,1,2,2-Tetrachloroethane	418.4	661.15			9
C ₂ H ₂ F ₂	1,1-Difluoroethene	187.5	302.9	4.46	154	9
C ₂ H ₂ F ₄	1,1,1,2-Tetrafluoroethane	247.07	374.18	4.065	198	36
C ₂ H ₂ F ₄	1,1,2,2-Tetrafluoroethane	253.3	391.74	4.615	191	19,42
C ₂ H ₂ F ₄ O	Bis(difluoromethyl) ether	275	420.25	4.228	223	46
C ₂ H ₃ Cl	Chloroethene [Vinyl chloride]	259.4	432	5.67	179	12
C ₂ H ₃ ClF ₂	1-Chloro-1,1-difluoroethane	264.1	410.34	4.048	225	19,32
C ₂ H ₃ Cl ₂ F	1,1-Dichloro-1-fluoroethane	305.2	477.5	4.194	255	26,42
C ₂ H ₃ Cl ₃	1,1,1-Trichloroethane	347.24	545	4.30		9
C ₂ H ₃ Cl ₃	1,1,2-Trichloroethane	387.0	602*	4.48*	281*	12
C ₂ H ₃ F	Fluoroethene	201	327.9	5.24	144	9
C ₂ H ₃ F ₃	1,1,1-Trifluoroethane	225.90	345.86	3.764	194	27,28
C ₂ H ₃ F ₃	1,1,2-Trifluoroethane	276.9	429.8	5.241	207	40
C ₂ H ₃ F ₃ O	Methyl trifluoromethyl ether	249.49	378.02	3.588	228	47
C ₂ H ₃ N	Acetonitrile	354.80	545.6	4.884	173	14
C ₂ H ₄	Ethylene [Ethene]	169.38	282.34	5.041	131	6
C ₂ H ₄ Br ₂	1,2-Dibromoethane	404.8	583.0	7.2		9
C ₂ H ₄ Cl ₂	1,1-Dichloroethane	330.5	523	5.07	236	9
C ₂ H ₄ Cl ₂	1,2-Dichloroethane	356.7	561	5.4	225	9
C ₂ H ₄ F ₂	1,1-Difluoroethane	249.10	386.7	4.50	181	9,19
C ₂ H ₄ O	Acetaldehyde	293.3	466		154	7
C ₂ H ₄ O	Oxirane [Ethylene oxide]	283.8	469	7.2	142	7
C ₂ H ₄ O ₂	Acetic acid	391.1	590.7	5.78	171	7
C ₂ H ₄ O ₂	Methyl formate	304.9	487.2	6.00	172	7
C ₂ H ₅ Br	Bromoethane	311.7	503.9	6.23	215	9
C ₂ H ₅ Cl	Chloroethane	285.5	460.4	5.3		9
C ₂ H ₅ F	Fluoroethane	235.5	375.31	5.028		9
C ₂ H ₆	Ethane	184.6	305.32	4.872	145.5	2
C ₂ H ₆ Cl ₂ Si	Dichlorodimethylsilane	343.5	520.4	3.49	350	9
C ₂ H ₆ O	Ethanol	351.44	514.0	6.137	168	4
C ₂ H ₆ O	Dimethyl ether	248.4	400.2	5.34	168	7
C ₂ H ₆ O ₂	1,2-Ethanediol	470.5	720	8		7,14
C ₂ H ₆ S	Ethanethiol	308.2	499	5.49	207	8
C ₂ H ₆ S	Dimethyl sulfide	310.48	503	5.53	203.7	8
C ₂ H ₆ S ₂	Dimethyl disulfide	382.89	615			8
C ₂ H ₇ N	Ethylamine	289.7	456	5.62	182	9
C ₂ H ₇ N	Dimethylamine	280.03	437.22	5.340		9
C ₂ H ₈ N ₂	1,2-Ethanediamine	390	613.1	6.707		11,12
C ₂ N ₂	Cyanogen	252.1	400	5.98		9
C ₃ ClF ₅ O	Chloropentafluoroacetone	281	410.6	2.878		9
C ₃ Cl ₂ F ₆	1,3-Dichloro-1,1,2,2,3,3-hexafluoropropane	308.9	453	2.753		41
C ₃ F ₆ O	Perfluoroacetone	245.8	357.14	2.84	329	9
C ₃ F ₆ O	Perfluoroacetone	244.8	361.8	3.03	272	18,47
C ₃ F ₈	Perfluoropropane	236.6	345.1	2.680	299	9
C ₃ F ₈ O ₂	Perfluorodimethoxymethane	263	372.3	2.333	363	18

Molecular formula	Name	T_b/K	T_c/K	P_c/MPa	$V_c/cm^3 mol^{-1}$	Ref.
C_3HF_7	1,1,1,2,3,3,3-Heptafluoropropane	256.8	374.89	2.929	274	39,47
C_3HF_6O	Trifluoromethyl 1,1,2,2-tetrafluoroethyl ether	270	387.78	2.293	337	18,47
$C_3H_2F_6$	1,1,1,2,3,3-Hexafluoropropane	279.3	412.38	3.412	269	33
$C_3H_2F_6$	1,1,1,3,3,3-Hexafluoropropane	272.2	398.07			45
$C_3H_2F_6O$	1,2,2,2-Tetrafluoroethyl difluoromethyl ether	296.50	428.95	3.050	315	32
$C_3H_3F_3$	3,3,3-Trifluoropropene	256	376.2	3.80	211	9
$C_3H_3F_5$	1,1,1,3,3-Pentafluoropropane	288.5	427.20			45
$C_3H_3F_5$	1,1,1,2,2-Pentafluoropropane	255.8	380.11	3.137	273	9
$C_3H_3F_5$	1,1,2,2,3-Pentafluoropropane	298.2	447.57			45
$C_3H_3F_5O$	Methyl pentafluoroethyl ether	278.74	406.80	2.887	301	32
$C_3H_3F_5O$	Difluoromethyl 2,2,2-trifluoroethyl ether	302.39	443.99			38
C_3H_3N	Acrylonitrile	350.5	540	4.660		11,12
C_3H_3NO	Isoxazole	368	552.0			9
C_3H_4	Allene	238.8	394	5.25		6
C_3H_4	Propyne	250.0	402.4	5.63	163.5	6
C_3H_5Cl	3-Chloropropene	318.3	514			9
$C_3H_5F_3O$	2,2,2-Trifluoroethyl methyl ether	304.77	448.98	3.513	277	32
C_3H_5N	Propanenitrile	370.29	561.3	4.26	229	9
C_3H_6	Propene	225.46	364.9	4.60	185	6
C_3H_6	Cyclopropane	240.34	398.0	5.54	162	5
$C_3H_6Cl_2$	1,2-Dichloropropane	369.6	578.5			13
$C_3H_6Cl_2$	1,3-Dichloropropane	394.1	614.6			13
C_3H_6O	Allyl alcohol	370.2	545.1			4
C_3H_6O	Propanal	321	505	5.26	204	7
C_3H_6O	Acetone	329.20	508.1	4.700	213	7
C_3H_6O	Methyloxirane [1,2-Propylene oxide]	308	485	5.2	190	7
$C_3H_6O_2$	Propanoic acid	414.30	598.5	4.67	233	7
$C_3H_6O_2$	Ethyl formate	327.6	508.54	4.74	229	7
$C_3H_6O_2$	Methyl acetate	330.02	506.5	4.750	228	7
$C_3H_6O_3$	Dimethyl carbonate	363.7	557	4.80	252	7
C_3H_7Cl	1-Chloropropane	319.7	503	4.58		9
C_3H_7Cl	2-Chloropropane	308.9	484			13
C_3H_7NO	<i>N,N</i> -Dimethylformamide	426	649.6		262	9
C_3H_8	Propane	231.1	369.83	4.248	200	2
C_3H_8O	1-Propanol	370.4	536.8	5.169	218	4
C_3H_8O	2-Propanol	355.5	508.3	4.764	222	4
C_3H_8O	Ethyl methyl ether	280.6	437.9	4.38	222	7
$C_3H_8O_2$	1,2-Propylene glycol	460.8	676.4	5.941		7,14
$C_3H_8O_2$	1,3-Propylene glycol [Trimethylene glycol]	487.6	718.2	6.55		14,17
$C_3H_8O_2$	2-Methoxyethanol [Ethylene glycol monomethyl ether]	397.3	597.6	5.285	263	7,11,12
$C_3H_8O_2$	Dimethoxymethane [Methylal]	315	491	3.96	213	7
$C_3H_8O_3$	Glycerol	563	850	7.5		7
C_3H_8S	1-Propanethiol	341.0	537	4.6	286	8
C_3H_8S	Ethyl methyl sulfide	339.9	533	4.25		8
$C_3H_9BO_3$	Trimethyl borate	340.7	501.7	3.59		9
C_3H_9ClSi	Trimethylchlorosilane	333	497.8	3.20	366	9
C_3H_9N	Propylamine	320.37	497.0	4.72		9
C_3H_9N	Isopropylamine	304.91	471.8	4.54	221	9
C_3H_9N	Trimethylamine	276.02	432.79	4.087	254	9
$C_4Br_2F_8$	1,4-Dibromoctafluorobutane	370	532.5	2.39		9
$C_4Cl_2F_6$	1,2-Dichloro-1,2,3,3,4,4-hexafluorocyclobutane	332.7	497*	2.73*	386*	12
C_4F_8	Perfluorocyclobutane	267.3	388.46	2.784	324	9
C_4F_{10}	Perfluorobutane	271.3	386.4	2.323	378	9
C_4F_{10}	Perfluoroisobutane	273	395.4			9
$C_4H_2F_8O$	Perfluoroethyl 2,2,2-trifluoroethyl ether	301.04	421.68	2.330	409	32
$C_4H_3F_7O$	Perfluoropropyl methyl ether	307.38	437.70	2.481	377	32
$C_4H_3F_7O$	Perfluoroisopropyl methyl ether	302.49	433.30	2.553	369	32
C_4H_4O	Furan	304.7	490.2	5.3	218	7
$C_4H_4O_4$	Maleic acid		620			7
C_4H_4S	Thiophene	357.2	580	5.70	219	8

Molecular formula	Name	T_b/K	T_c/K	P_c/MPa	$V_c/cm^3 mol^{-1}$	Ref.
$C_4H_5F_5O$	Perfluoroethyl ethyl ether	301.26	431.23	2.533	366	32
C_4H_5N	Pyrrrole	402.94	639.7	6.34	200	10
C_4H_6	1,3-Butadiene	268.74	425	4.32	221	6
C_4H_6	1-Butyne	281.23	440	4.60	208	6
C_4H_6	2-Butyne	300.1	488.7			9
$C_4H_6O_2$	Vinyl acetate	346.0	519.2	4.185		7
$C_4H_6O_2$	γ -Butyrolactone	477	731	5.13		7,11
$C_4H_6O_3$	Acetic anhydride	412.7	606	4.0		7
$C_4H_6O_3$	Propylene carbonate	515	762.7	4.14		17
C_4H_7N	Butanenitrile	390.8	585.4	3.88		9
C_4H_8	1-Butene	266.89	419.5	4.02	240.8	6
C_4H_8	<i>cis</i> -2-Butene	276.86	435.5	4.21	233.8	6
C_4H_8	<i>trans</i> -2-Butene	274.03	428.6	4.10	237.7	6
C_4H_8	Isobutene	266.3	417.9	4.000	238.8	6
C_4H_8	Cyclobutane	285.8	460.0	4.98	210	9
C_4H_8O	Ethyl vinyl ether	308.7	475	4.07		7
C_4H_8O	Butanal	348.0	537	4.32	258	7
C_4H_8O	Isobutanal	337.7	544	5.1		7
C_4H_8O	2-Butanone [Methyl ethyl ketone]	352.74	536.7	4.207	267	7
C_4H_8O	Tetrahydrofuran	338	540.5	5.19	224	7
C_4H_8OS	<i>S</i> -Ethyl thioacetate	389.6	590.55	4.075	319	11,12
$C_4H_8O_2$	Butanoic acid	436.90	615.2	4.06	292	7
$C_4H_8O_2$	2-Methylpropanoic acid	427.60	605.0	3.70	290	7
$C_4H_8O_2$	Propyl formate	354.1	538.0	4.06	285	7
$C_4H_8O_2$	Isopropyl formate	341.4	535	3.95		7
$C_4H_8O_2$	Ethyl acetate	350.26	523.3	3.87	286	7
$C_4H_8O_2$	Methyl propanoate	353.0	530.7	4.00	282	7
$C_4H_8O_2$	1,4-Dioxane	374.7	588	5.21	238	7
C_4H_8S	Tetrahydrothiophene	394.3	632	5.4		8
C_4H_9Cl	1-Chlorobutane	351.6	539.2			13
C_4H_9Cl	2-Chlorobutane	341.4	518.6			13
C_4H_9Cl	2-Chloro-2-methylpropane	324.1	500			13
C_4H_9N	Pyrrrolidine	359.71	568	6.00	238	10
C_4H_{10}	Butane	272.7	425.12	3.796	255	2
C_4H_{10}	Isobutane	261.42	407.8	3.640	259	5
$C_4H_{10}O$	1-Butanol	390.88	563.0	4.414	274	4
$C_4H_{10}O$	2-Butanol [sec-Butyl alcohol]	372.66	536.2	4.202	269	4
$C_4H_{10}O$	2-Methyl-1-propanol [Isobutyl alcohol]	381.04	547.8	4.295	274	4
$C_4H_{10}O$	2-Methyl-2-propanol [tert-Butyl alcohol]	355.6	506.2	3.972	275	4
$C_4H_{10}O$	Diethyl ether	307.7	466.7	3.644	281	7
$C_4H_{10}O$	Methyl propyl ether	312.3	476.2	3.801		7
$C_4H_{10}O$	Isopropyl methyl ether	303.92	464.4	3.762		7
$C_4H_{10}O_2$	2-Methyl-1,3-propanediol	484.8	708.0	5.35		17
$C_4H_{10}O_2$	1,2-Butanediol	463.7	680	5.21	303	7,23
$C_4H_{10}O_2$	1,3-Butanediol	480.7	676	4.02	305	7,23
$C_4H_{10}O_2$	1,4-Butanediol [Tetramethylene glycol]	508	723.8	5.52		17
$C_4H_{10}O_2$	1,2-Dimethoxyethane [Ethylene glycol dimethyl ether]	357.7	540	3.90	308	7
$C_4H_{10}O_2$	1,2-Propylene glycol monomethyl ether	392	579.8	4.113		11,12
$C_4H_{10}O_3$	Diethylene glycol	519.0	750	4.7		7
$C_4H_{10}S$	1-Butanethiol	371.7	570	4.0	324	8
$C_4H_{10}S$	Diethyl sulfide	365.3	557.8	3.90	317.6	8,15
$C_4H_{10}S_2$	Diethyl disulfide	427.2	642			8
$C_4H_{11}N$	Butylamine	350.15	531.9	4.25	277	10
$C_4H_{11}N$	<i>sec</i> -Butylamine	335.88	514.3	4.20	278	10
$C_4H_{11}N$	<i>tert</i> -Butylamine	317.19	483.9	3.84	292	10
$C_4H_{11}N$	Isobutylamine	340.90	519	4.07	278	10
$C_4H_{11}N$	Diethylamine	328.7	499.99	3.758		9
$C_4H_{12}N_2O$	<i>N</i> -(2-Aminoethyl)ethanolamine	512	739.2	4.65		17
$C_4H_{12}Si$	Tetramethylsilane	299.8	448.6	2.821	361.6	8
$C_4H_{12}Sn$	Tetramethylstannane	351	521.8	2.981		8

Molecular formula	Name	T_b/K	T_c/K	P_c/MPa	$V_c/cm^3 mol^{-1}$	Ref.
$C_4H_{13}N_3$	Bis(2-aminoethyl)amine	480	709.8	4.38		14,17
C_5F_{12}	Perfluoropentane	302.4	420.59	2.045	473	9
$C_5H_2F_6O_2$	Hexafluoroacetylacetone	327.30	485.1	2.767		9
$C_5H_4O_2$	Furfural	434.9	670*	5.89*		7
C_5H_5N	Pyridine	388.38	620.0	5.67	243	10
$C_5H_6N_2$	2-Methylpyrazine	410	634.3	5.01	283	9
C_5H_6O	2-Methylfuran	337.9	528	4.7	247	7
C_5H_7N	1-Methylpyrrole	385.96	596.0	4.86	271	10
C_5H_7N	2-Methylpyrrole	420.8	654	5.08	266	10
C_5H_7N	3-Methylpyrrole	416.1	647	5.08	266	10
C_5H_8	1-Pentyne	313.3	493.5			9
C_5H_8	Cyclopentene	317.4	506.5	4.80	245	6
C_5H_8O	Cyclopentanone	403.72	624	4.60		7
C_5H_8O	3,4-Dihydro-2H-pyran	359	562	4.56	268	7
C_5H_9N	Pentanenitrile	414.5	610.3	3.58		9
C_5H_9NO	N-Methyl-2-pyrrolidone	475	721.8		311	9
C_5H_{10}	1-Pentene	303.11	464.8	3.56	298.4	6
C_5H_{10}	cis-2-Pentene	310.08	475	3.69		6
C_5H_{10}	trans-2-Pentene	309.49	471	3.52		9
C_5H_{10}	2-Methyl-1-butene	304.4	470	3.8		9
C_5H_{10}	3-Methyl-1-butene	293.3	452.7	3.53	304.9	6
C_5H_{10}	2-Methyl-2-butene	311.71	470	3.42		6
C_5H_{10}	Cyclopentane	322.5	511.7	4.51	259	5
$C_5H_{10}O$	Cyclopentanol	413.57	619.5	4.9		4
$C_5H_{10}O$	Allyl ethyl ether	340.8	518			7
$C_5H_{10}O$	Pentanal	376	567	3.97	313	7
$C_5H_{10}O$	2-Pentanone [Methyl propyl ketone]	375.41	561.1	3.683	321	7
$C_5H_{10}O$	3-Pentanone [Diethyl ketone]	374.9	561.4	3.729	331	7
$C_5H_{10}O$	3-Methyl-2-butanone	367.48	553.0	3.80	308	7
$C_5H_{10}O$	Tetrahydropyran	361	572	4.77	263	7
$C_5H_{10}O$	2-Methyltetrahydrofuran	351	537	3.76	267	7
$C_5H_{10}O_2$	Pentanoic acid	459.3	637.2	3.63	346	7
$C_5H_{10}O_2$	3-Methylbutanoic acid	449.7	629	3.40		7
$C_5H_{10}O_2$	Isobutyl formate	371.4	551	3.88	355	7
$C_5H_{10}O_2$	Propyl acetate	374.69	549.7	3.36	345	7
$C_5H_{10}O_2$	Isopropyl acetate	361.8	531.0	3.31	344	7
$C_5H_{10}O_2$	Ethyl propanoate	372.3	546.7	3.45	342	7
$C_5H_{10}O_2$	Methyl butanoate	376.0	554.5	3.47	340	7
$C_5H_{10}O_2$	Methyl isobutanoate	365.7	540.7	3.43	339	7
$C_5H_{10}O_3$	2-Methoxyethyl acetate	416	630.0			7
$C_5H_{11}Cl$	1-Chloropentane	381.6	571.2			13
$C_5H_{11}Cl$	2-Chloro-2-methylbutane	358.8	509.1			13
$C_5H_{11}N$	Piperidine	379.37	594	4.94	288	10
C_5H_{12}	Pentane	309.21	469.7	3.370	311	2
C_5H_{12}	Isopentane	301.03	460.4	3.38	306	5
C_5H_{12}	Neopentane	282.63	433.8	3.196	307	5
$C_5H_{12}O$	1-Pentanol	411.13	588.1	3.897	326	4
$C_5H_{12}O$	2-Pentanol	392.5	560.3	3.675	329	4
$C_5H_{12}O$	3-Pentanol	389.40	559.6		325	4
$C_5H_{12}O$	2-Methyl-1-butanol	400.7	575.4	3.94		4
$C_5H_{12}O$	3-Methyl-1-butanol	404.3	577.2	3.93		4
$C_5H_{12}O$	2-Methyl-2-butanol	375.6	543.7	3.71		4
$C_5H_{12}O$	3-Methyl-2-butanol	386.1	556.1	3.87		4
$C_5H_{12}O$	Butyl methyl ether	343.31	512.7	3.37	329	7
$C_5H_{12}O$	Methyl tert-butyl ether	328.2	497.1	3.430		7
$C_5H_{12}O$	Ethyl propyl ether	336.36	500.2	3.370	339	7
$C_5H_{12}O_2$	2-Propoxyethanol	423.0	615	3.65	364	7
$C_5H_{12}O_2$	Diethoxymethane	361	531.7			7
$C_5H_{12}O_2$	1,2-Dimethoxypropane	369	543.0			7
$C_5H_{12}O_2$	2,2-Dimethoxypropane	356	510			7

Molecular formula	Name	T_b/K	T_c/K	P_c/MPa	$V_c/cm^3 mol^{-1}$	Ref.
$C_5H_{12}O_3$	Diethylene glycol monomethyl ether	466	672	3.67		11,12
$C_5H_{12}S$	3-Methyl-1-butanethiol	389	594			8
C_6BrF_5	Bromopentafluorobenzene	410	601	3.0		9
C_6ClF_5	Chloropentafluorobenzene	391.11	570.81	3.238	376	9
$C_6Cl_2F_4$	1,2-Dichloro-3,4,5,6-tetrafluorobenzene	430.9	626	5.32		9
$C_6Cl_3F_3$	1,3,5-Trichloro-2,4,6-trifluorobenzene	471.6	684.8	3.27	448	9
C_6F_6	Hexafluorobenzene	353.41	516.73	3.273	335	9
C_6F_{10}	Perfluorocyclohexene	325.2	461.8			9
C_6F_{12}	Perfluoro-1-hexene	330.2	454.4			9
C_6F_{12}	Perfluorocyclohexane	325.95	457.2	2.43		9
C_6F_{14}	Perfluorohexane	329.8	448.77	1.868	606	9
C_6F_{14}	Perfluoro-2-methylpentane	330.8	455.3	1.923	532	9
C_6F_{14}	Perfluoro-3-methylpentane	331.6	450	1.69		9
C_6F_{14}	Perfluoro-2,3-dimethylbutane	333.0	463	1.87	525	9
C_6HF_5	Pentafluorobenzene	358.89	530.97	3.531	324	9
C_6HF_5O	Pentafluorophenol	418.8	609	4.0	348	9
C_6HF_{11}	Undecafluorocyclohexane	335.2	477.7			9
$C_6H_2F_4$	1,2,3,4-Tetrafluorobenzene	367.5	550.83	3.791	313	9
$C_6H_2F_4$	1,2,3,5-Tetrafluorobenzene	357.6	535.25	3.747		9
$C_6H_2F_4$	1,2,4,5-Tetrafluorobenzene	363.4	543.35	3.801		9
$C_6H_3ClF_2$	1-Chloro-2,4-difluorobenzene	400	609.6			13
$C_6H_3ClF_2$	1-Chloro-2,5-difluorobenzene	401	612.5			13
$C_6H_3ClF_2$	1-Chloro-3,4-difluorobenzene	400	609.2			13
$C_6H_3ClF_2$	1-Chloro-3,5-difluorobenzene	391.7	592.0			13
$C_6H_3F_3$	1,2,3-Trifluorobenzene	368	560.3			13
$C_6H_3F_3$	1,2,4-Trifluorobenzene	363	551.1			13
$C_6H_3F_3$	1,3,5-Trifluorobenzene	348.7	530.9			13
C_6H_4BrF	1-Bromo-2-fluorobenzene	427	669.6			13
C_6H_4BrF	1-Bromo-3-fluorobenzene	423	652.0			13
C_6H_4BrF	1-Bromo-4-fluorobenzene	424.7	654.8			13
C_6H_4ClF	1-Chloro-2-fluorobenzene	410.8	633.8			13
C_6H_4ClF	1-Chloro-3-fluorobenzene	400.8	615.9			13
C_6H_4ClF	1-Chloro-4-fluorobenzene	403	620.1			13
$C_6H_4Cl_2$	<i>m</i> -Dichlorobenzene	446	685.7			13
$C_6H_4F_2$	<i>o</i> -Difluorobenzene	367	566.0			13
$C_6H_4F_2$	<i>m</i> -Difluorobenzene	355.8	548.4			13
$C_6H_4F_2$	<i>p</i> -Difluorobenzene	362	556.9	4.40		9,13
C_6H_5Br	Bromobenzene	429.21	670	4.52	324	9
C_6H_5Cl	Chlorobenzene	404.87	633.4	4.52	308	9,13
C_6H_5F	Fluorobenzene	357.88	560.09	4.551	269	9
C_6H_5I	Iodobenzene	461.6	721	4.52	351	9
C_6H_6	Benzene	353.24	562.05	4.895	256	3
C_6H_6O	Phenol	455.02	694.2	5.93		7
C_6H_7N	Aniline	457.32	699	4.89	287	9
C_6H_7N	2-Methylpyridine [2-Picoline]	402.53	621.0	4.60	292	10
C_6H_7N	3-Methylpyridine [3-Picoline]	417.29	645.0	4.65	288	10
C_6H_7N	4-Methylpyridine [4-Picoline]	418.51	645.7	4.70	292	10
C_6H_{10}	1,5-Hexadiene	332.6	508			6
C_6H_{10}	Cyclohexene	356.13	560.4			6
$C_6H_{10}O$	Cyclohexanone	428.58	665	4.6		7
$C_6H_{10}O$	2-Methylcyclopentanone	412.7	631			7
$C_6H_{10}O$	Mesityl oxide	403	605	4.00	353	7
$C_6H_{10}O_2$	Ethyl <i>trans</i> -2-butenate	411	599			7
$C_6H_{10}S$	Diallyl sulfide	411.8	653			8
$C_6H_{11}Cl$	Chlorocyclohexane	415	586			13
$C_6H_{11}N$	Hexanenitrile	436.80	633.8	3.30		9
C_6H_{12}	1-Hexene	336.63	504.0	3.21	355.1	6
C_6H_{12}	Cyclohexane	353.88	553.8	4.08	308	5
C_6H_{12}	Methylcyclopentane	345.0	532.7	3.79	318	5
$C_6H_{12}O$	Butyl vinyl ether	367	540	3.20	384	7

Molecular formula	Name	T_b/K	T_c/K	P_c/MPa	$V_c/cm^3 mol^{-1}$	Ref.
$C_6H_{12}O$	Hexanal	404	592	3.46	378	7
$C_6H_{12}O$	2-Hexanone [Butyl methyl ketone]	400.8	587.1	3.30	377	7
$C_6H_{12}O$	3-Hexanone [Ethyl propyl ketone]	396.7	583.0	3.320	378	7
$C_6H_{12}O$	4-Methyl-2-pentanone [Isobutyl methyl ketone]	389.7	574.6	3.270		7
$C_6H_{12}O$	3,3-Dimethyl-2-butanone	379.3	570.9	3.43	382	7
$C_6H_{12}O$	Cyclohexanol	433.99	647.1	4.401		11,12
$C_6H_{12}O_2$	Hexanoic acid	478.4	655	3.38	413	7
$C_6H_{12}O_2$	Pentyl formate	403.6	576	3.46	412	7
$C_6H_{12}O_2$	Isopentyl formate	396.7	578			7
$C_6H_{12}O_2$	Butyl acetate	399.3	575.6	3.14		7
$C_6H_{12}O_2$	<i>sec</i> -Butyl acetate	385	571	3.01		7
$C_6H_{12}O_2$	Isobutyl acetate	389.7	561	2.99	401	7
$C_6H_{12}O_2$	Propyl propanoate	395.7	570	3.06		7
$C_6H_{12}O_2$	Ethyl butanoate	394.5	568.8	3.1	415	7
$C_6H_{12}O_2$	Ethyl 2-methylpropanoate	383.3	554	3.1	415	7
$C_6H_{12}O_2$	Methyl pentanoate	400.6	590	3.20	422	7
$C_6H_{12}O_3$	1,2-Propylene glycol monomethyl ether acetate	420	597.8	3.01	432	7
$C_6H_{12}O_3$	2-Ethoxyethyl acetate	429.6	608.0	3.17	443	7,23
$C_6H_{12}O_3$	Paraldehyde	397.5	563			7
$C_6H_{12}S$	Cyclohexanethiol	432.0	684		401	8
$C_6H_{13}Cl$	1-Chlorohexane	408.3	599			13
$C_6H_{13}Cl$	3-Chloro-3-methylpentane	389	528			13
C_6H_{14}	Hexane	341.88	507.6	3.025	368	2
C_6H_{14}	2-Methylpentane	333.41	497.7	3.04	368	5
C_6H_{14}	3-Methylpentane	336.42	504.6	3.12	368	5
C_6H_{14}	2,2-Dimethylbutane	322.88	489.0	3.10	358	5
C_6H_{14}	2,3-Dimethylbutane	331.08	500.0	3.15	361	5
$C_6H_{14}O$	2-Methoxy-2-methylbutane	359.3	535	3.20	374	7
$C_6H_{14}O$	1-Hexanol	430.8	610.3	3.417	387	4
$C_6H_{14}O$	2-Hexanol	413	585.9	3.31	384	4
$C_6H_{14}O$	3-Hexanol	408	582.4	3.36	383	4
$C_6H_{14}O$	2-Methyl-1-pentanol	422	604.4	3.45		4
$C_6H_{14}O$	4-Methyl-1-pentanol	425.1	603.5			4
$C_6H_{14}O$	2-Methyl-2-pentanol	394.3	559.5			4
$C_6H_{14}O$	4-Methyl-2-pentanol	404.8	574.4			4
$C_6H_{14}O$	2-Methyl-3-pentanol	399.7	576.0	3.46		4
$C_6H_{14}O$	3-Methyl-3-pentanol	395.6	575.6	3.52		4
$C_6H_{14}O$	Dipropyl ether	363.23	530.6	3.028		7
$C_6H_{14}O$	Diisopropyl ether	341.6	500.3	2.832	386	7
$C_6H_{14}O$	<i>tert</i> -Butyl ethyl ether	345.8	509.4	2.934	395	7
$C_6H_{14}O$	Methyl pentyl ether	372	546.5	3.042	391	7
$C_6H_{14}O_2$	1-Propoxy-2-propanol	423	605.1	3.051		14
$C_6H_{14}O_2$	2-Butoxyethanol	441.6	634	3.27	424	7
$C_6H_{14}O_2$	1,1-Diethoxyethane [Acetal]	375.40	540	3.22		7
$C_6H_{14}O_2$	1,2-Diethoxyethane [Ethylene glycol diethyl ether]	394.4	542			7
$C_6H_{14}O_3$	Diethylene glycol monoethyl ether [Carbitol]	469	670	3.167		11,12
$C_6H_{14}O_3$	Diethylene glycol dimethyl ether	435	617			7
$C_6H_{14}O_4$	Triethylene glycol	558	780	3.3		7
$C_6H_{15}N$	Dipropylamine	382.5	555.8	3.63		9
$C_6H_{15}N$	Diisopropylamine	357.1	523.1	3.02		9
$C_6H_{15}N$	Triethylamine	362	535.6	3.032	389	9
C_7F_8	Perfluorotoluene	377.7	534.47	2.705	428	9
C_7F_{14}	Perfluoro-1-heptene	354.2	478.2			9
C_7F_{14}	Perfluoromethylcyclohexane	349.5	485.91	2.019	570	9
C_7F_{16}	Perfluoroheptane	355.7	474.8	1.62	664	9
C_7HF_{15}	1 <i>H</i> -Pentadecafluoroheptane	369.2	495.8			9
$C_7H_3F_5$	2,3,4,5,6-Pentafluorotoluene	390.7	566.52	3.126	384	9
$C_7H_4BrF_3$	1-Bromo-2-(trifluoromethyl)benzene	440.7	656.5			13
$C_7H_4BrF_3$	1-Bromo-3-(trifluoromethyl)benzene	424.7	627.1			13
$C_7H_4BrF_3$	1-Bromo-4-(trifluoromethyl)benzene	433	629.8			13

Molecular formula	Name	T_b/K	T_c/K	P_c/MPa	$V_c/cm^3 mol^{-1}$	Ref.
C ₇ H ₅ N	Benzonitrile	464.3	699.4	4.21		9
C ₇ H ₆ F ₂	2,4-Difluorotoluene	390	581.4			13
C ₇ H ₆ F ₂	2,5-Difluorotoluene	391	587.8			13
C ₇ H ₆ F ₂	2,6-Difluorotoluene	385	581.8			13
C ₇ H ₆ F ₂	3,4-Difluorotoluene	385	598.5			13
C ₇ H ₆ O	Benzaldehyde	452.0	695	4.7		7
C ₇ H ₇ F	2-Fluorotoluene	388	591.2			13
C ₇ H ₇ F	3-Fluorotoluene	388	591.8			13
C ₇ H ₇ F	4-Fluorotoluene	389.8	592.1			13
C ₇ H ₈	Toluene	383.78	591.80	4.110	316	3,15
C ₇ H ₈ O	<i>o</i> -Cresol	464.19	697.6	4.17		7
C ₇ H ₈ O	<i>m</i> -Cresol	475.42	705.8	4.36		7
C ₇ H ₈ O	<i>p</i> -Cresol	475.13	704.6	4.07		7
C ₇ H ₈ O	Benzyl alcohol	478.46	715	4.3		9
C ₇ H ₈ O	Anisole [Methoxybenzene]	426.9	646.5	4.24	341	7,11,12
C ₇ H ₉ N	2-Methylaniline	473.5	707	4.37		9
C ₇ H ₉ N	3-Methylaniline	476.5	707	4.28		9
C ₇ H ₉ N	4-Methylaniline	473.6	706	4.58		9
C ₇ H ₉ N	<i>N</i> -Methylaniline	469.4	701	5.20		9
C ₇ H ₉ N	2,3-Dimethylpyridine	434.27	655.4	4.10	356	23
C ₇ H ₉ N	2,4-Dimethylpyridine	431.53	647	3.95	361	23
C ₇ H ₉ N	2,5-Dimethylpyridine	430.13	645	3.85	361	23
C ₇ H ₉ N	2,6-Dimethylpyridine	417.16	624	3.85	361	23
C ₇ H ₉ N	3,4-Dimethylpyridine	452.25	684	4.20	355	23
C ₇ H ₉ N	3,5-Dimethylpyridine	444.99	668	4.05	361	23
C ₇ H ₁₄	1-Heptene	366.79	537.3	2.92	409	6
C ₇ H ₁₄	Cycloheptane	391.6	604.2	3.82	353	5
C ₇ H ₁₄	Methylcyclohexane	374.08	572.1	3.48	369	5
C ₇ H ₁₄	Ethylcyclopentane	376.7	569.5	3.40	375	5
C ₇ H ₁₄	1,1-Dimethylcyclopentane	360.7	547	3.45		21
C ₇ H ₁₄	<i>cis</i> -1,2-Dimethylcyclopentane	372.7	565	3.45		21
C ₇ H ₁₄	<i>trans</i> -1,2-Dimethylcyclopentane	365.1	553	3.45		21
C ₇ H ₁₄	<i>cis</i> -1,3-Dimethylcyclopentane	364.0	551	3.45		21
C ₇ H ₁₄	<i>trans</i> -1,3-Dimethylcyclopentane	364.9	553	3.45		21
C ₇ H ₁₄ O	Heptanal	426.0	617	3.16	434	7
C ₇ H ₁₄ O	2-Heptanone [Methyl pentyl ketone]	424.20	611.4	2.97	436	7
C ₇ H ₁₄ O	3-Heptanone [Ethyl butyl ketone]	420	606.6		433	7
C ₇ H ₁₄ O	4-Heptanone	417	602.0		434	7
C ₇ H ₁₄ O	5-Methyl-2-hexanone [Methyl isopentyl ketone]	417	604.1			7
C ₇ H ₁₄ O	2-Methyl-3-hexanone	408	593.3			7
C ₇ H ₁₄ O ₂	Heptanoic acid	495.4	678	3.16		7
C ₇ H ₁₄ O ₂	Pentyl acetate	422.4	599	2.73	470	7,23
C ₇ H ₁₄ O ₂	Isopentyl acetate	415.7	586.1	2.76		7
C ₇ H ₁₄ O ₂	Butyl propanoate	420.0	594.5			7
C ₇ H ₁₄ O ₂	Isobutyl propanoate	410	584			7
C ₇ H ₁₄ O ₂	Propyl butanoate	416.2	593.1	2.72		7
C ₇ H ₁₄ O ₂	Propyl isobutanoate	408.6	579.4			7
C ₇ H ₁₄ O ₂	Ethyl pentanoate	419.3	593.3			7
C ₇ H ₁₄ O ₂	Ethyl 3-methylbutanoate	408.2	582.4			7
C ₇ H ₁₄ O ₃	Ethyl 3-ethoxypropanoate	439	621.0	2.66	458	7
C ₇ H ₁₅ Cl	1-Chloroheptane	433.6	614			13
C ₇ H ₁₆	Heptane	371.6	540.2	2.74	428	2
C ₇ H ₁₆	2-Methylhexane	363.19	530.4	2.74	421	5
C ₇ H ₁₆	3-Methylhexane	365	535.2	2.81	404	5
C ₇ H ₁₆	3-Ethylpentane	366.7	540.6	2.89	416	5
C ₇ H ₁₆	2,2-Dimethylpentane	352.4	520.5	2.77	416	5
C ₇ H ₁₆	2,3-Dimethylpentane	362.93	537.3	2.91	393	5
C ₇ H ₁₆	2,4-Dimethylpentane	353.64	519.8	2.74	418	5
C ₇ H ₁₆	3,3-Dimethylpentane	359.21	536.4	2.95	414	5
C ₇ H ₁₆	2,2,3-Trimethylbutane	354.01	531.1	2.95	398	5

Molecular formula	Name	T_b/K	T_c/K	P_c/MPa	$V_c/cm^3 mol^{-1}$	Ref.
$C_7H_{16}O$	2-Ethoxy-2-methylbutane	375	546	2.935	463	7
$C_7H_{16}O$	1-Heptanol	449.60	632.6	3.058	435	4
$C_7H_{16}O$	2-Heptanol	432	608.3	3.021	442	4
$C_7H_{16}O$	3-Heptanol, (S)	430	605.4		434	4
$C_7H_{16}O$	4-Heptanol	429	602.6		432	4
$C_7H_{16}O_2$	1-Butoxy-2-propanol	444.7	624.9	2.739		14
$C_7H_{16}O_2$	1- <i>tert</i> -Butoxy-2-methoxyethane		574			7
$C_7H_{16}O_2$	2,2-Diethoxypropane	387	510.7			7
$C_7H_{16}O_3$	Diethylene glycol monopropyl ether	486	680	3.00	489	7
$C_7H_{20}Si_2$	Bis(trimethylsilyl)methane	406	573.9	1.99		8
$C_8F_{16}O$	Perfluoro-2-butyltetrahydrofuran	375.8	500.2	1.607	588	9
C_8F_{18}	Perfluorooctane	379.1	502	1.66		9
C_8H_6S	Benzo[b]thiophene	494	764	4.76	379	8
C_8H_7N	4-Methylbenzotrile	490.2	723			9
C_8H_7N	1 <i>H</i> -Indole	526.8	794	4.8	356	10
C_8H_8	Styrene	418	635.2	3.87		15
C_8H_8O	Acetophenone	475	709.6	4.01	388	7,23
$C_8H_8O_2$	Phenyl acetate	469	685.7	3.59		17
$C_8H_8O_3$	Methyl salicylate	496.1	709			7
C_8H_{10}	Ethylbenzene	409.34	617.15	3.609	374	3,15
C_8H_{10}	<i>o</i> -Xylene	417.7	630.3	3.732	370	3
C_8H_{10}	<i>m</i> -Xylene	412.27	617.0	3.541	375	3
C_8H_{10}	<i>p</i> -Xylene	411.52	616.2	3.511	378	3
$C_8H_{10}O$	2-Ethylphenol	477.7	703.0			7
$C_8H_{10}O$	3-Ethylphenol	491.6	716.4			7
$C_8H_{10}O$	4-Ethylphenol	491.1	716.4			7
$C_8H_{10}O$	2,3-Xylenol	490.1	722.8			7
$C_8H_{10}O$	2,4-Xylenol	484.13	707.6			7
$C_8H_{10}O$	2,5-Xylenol	484.3	706.9			7
$C_8H_{10}O$	2,6-Xylenol	474.22	701.0			7
$C_8H_{10}O$	3,4-Xylenol	500	729.8			7
$C_8H_{10}O$	3,5-Xylenol	494.89	715.6			7
$C_8H_{10}O$	α -Methylbenzenemethanol	478	699	3.77		14
$C_8H_{10}O$	Ethoxybenzene	442.96	647	3.4		7
$C_8H_{10}O$	2-Methylanisole	444	662.0			7
$C_8H_{10}O$	3-Methylanisole	448.7	665.3			7
$C_8H_{10}O$	4-Methylanisole	448.7	666			7
$C_8H_{11}N$	<i>N</i> -Ethylaniline	476.2	698			9
$C_8H_{11}N$	<i>N,N</i> -Dimethylaniline	467.30	687	3.63		9
$C_8H_{14}O_4$	Diethyl succinate	490.9	663			7
$C_8H_{15}N$	Octanenitrile	478.40	674.4	2.85		9
C_8H_{16}	1-Octene	394.44	567.0	2.68	468	6
C_8H_{16}	Cyclooctane	422	647.2	3.56	410	5
C_8H_{16}	Ethylcyclohexane	405.1	609	3.04		21
C_8H_{16}	<i>cis</i> -1,2-Dimethylcyclohexane	403.0	606	2.95		21
C_8H_{16}	<i>trans</i> -1,2-Dimethylcyclohexane	396.7	596	2.94		21
C_8H_{16}	<i>cis</i> -1,3-Dimethylcyclohexane	393.3	591	2.94		21
C_8H_{16}	<i>trans</i> -1,3-Dimethylcyclohexane	397.7	598	2.94		21
C_8H_{16}	<i>trans</i> -1,4-Dimethylcyclohexane	392.6	587.7			5
$C_8H_{16}O$	Octanal	444	639	2.96	488	7
$C_8H_{16}O$	2-Octanone [Hexyl methyl ketone]	445.7	632.7		497	7
$C_8H_{16}O$	3-Octanone [Ethyl amyl ketone]	440.7	627.7		497	7
$C_8H_{16}O$	4-Octanone [Butyl propyl ketone]	436	623.8		497	7
$C_8H_{16}O$	2-Methyl-3-heptanone [Butyl isopropyl ketone]	431	614.9			7
$C_8H_{16}O$	5-Methyl-3-heptanone	434	619.0			7
$C_8H_{16}O_2$	Octanoic acid	512	693	2.87	519	7
$C_8H_{16}O_2$	2-Ethylhexanoic acid	501	674	2.78	528	7
$C_8H_{16}O_2$	Hexyl acetate	444.7	618.4			7
$C_8H_{16}O_2$	Isopentyl propanoate	433.4	611			7
$C_8H_{16}O_2$	Butyl butanoate	439	612.1			7

Molecular formula	Name	T_b/K	T_c/K	P_c/MPa	$V_c/cm^3 mol^{-1}$	Ref.
$C_8H_{16}O_2$	Isobutyl butanoate	430.1	611			7
$C_8H_{16}O_2$	Isobutyl isobutanoate	421.8	602			7
$C_8H_{16}O_2$	Propyl 3-methylbutanoate	429.1	609			7
$C_8H_{16}O_2$	Ethyl hexanoate	440	615.2			7
$C_8H_{16}O_2$	Methyl heptanoate	447	628			7
$C_8H_{16}O_3$	2-Butoxyethyl acetate	465	640.7	2.694	549	7
$C_8H_{16}O_4$	Diethylene glycol monoethyl ether acetate	491.7	673.5	2.59		17
$C_8H_{17}Cl$	1-Chlorooctane	456.7	643			13
C_8H_{18}	Octane	398.82	568.7	2.49	492	2
C_8H_{18}	2-Methylheptane	390.81	559.7	2.50	488	5
C_8H_{18}	3-Methylheptane	392.1	563.6	2.55	464	5
C_8H_{18}	4-Methylheptane	390.87	561.7	2.54	476	5
C_8H_{18}	3-Ethylhexane	391.8	565.5	2.61	455	5
C_8H_{18}	2,2-Dimethylhexane	380.01	549.8	2.53	478	5
C_8H_{18}	2,3-Dimethylhexane	388.77	563.5	2.63	468	5
C_8H_{18}	2,4-Dimethylhexane	382.7	553.5	2.56	472	5
C_8H_{18}	2,5-Dimethylhexane	382.27	550.0	2.49	482	5
C_8H_{18}	3,3-Dimethylhexane	385.12	562.0	2.65	443	5
C_8H_{18}	3,4-Dimethylhexane	390.88	568.8	2.69	466	5
C_8H_{18}	3-Ethyl-2-methylpentane	388.81	567.1	2.70	442	5
C_8H_{18}	3-Ethyl-3-methylpentane	391.42	576.5	2.81	455	5
C_8H_{18}	2,2,3-Trimethylpentane	383	563.5	2.73	436	5
C_8H_{18}	2,2,4-Trimethylpentane [Isooctane]	372.37	543.8	2.57	468	5
C_8H_{18}	2,3,3-Trimethylpentane	388.0	573.5	2.82	455	5
C_8H_{18}	2,3,4-Trimethylpentane	386.7	566.4	2.73	460	5
C_8H_{18}	2,2,3,3-Tetramethylbutane	379.60	567.8	2.87	461	9
$C_8H_{18}O$	1-Octanol	468.31	652.5	2.777	497	4
$C_8H_{18}O$	2-Octanol	452.5	629.6	2.754	519	4
$C_8H_{18}O$	3-Octanol	444	628.5		515	4
$C_8H_{18}O$	4-Octanol	449.5	625.1		515	4
$C_8H_{18}O$	4-Methyl-3-heptanol	443	623.5			4
$C_8H_{18}O$	5-Methyl-3-heptanol	445	621.2			4
$C_8H_{18}O$	2-Ethyl-1-hexanol	457.8	640.6	2.8		4
$C_8H_{18}O$	Dibutyl ether	413.43	584	3.0		7
$C_8H_{18}O$	Di- <i>tert</i> -butyl ether	380.38	550			9
$C_8H_{18}O_2$	1- <i>tert</i> -Butoxy-2-ethoxyethane	421.2	585			7
$C_8H_{18}O_3$	Diethylene glycol monobutyl ether	504	692	2.79		7
$C_8H_{18}O_3$	Diethylene glycol diethyl ether	461	612			7
$C_8H_{18}O_5$	Tetraethylene glycol	601	800	3.2		7
$C_8H_{18}S$	1-Octanethiol	472.3	667		504	8
$C_8H_{18}S$	Dibutyl sulfide	458	650	2.48		8
$C_8H_{19}N$	Dibutylamine	432.8	607.5	3.11		9
$C_8H_{19}N$	Diisobutylamine	412.8	584.4	3.20		9
$C_8H_{20}Si$	Tetraethylsilane	427.9	605	2.50	587	8
C_9F_{20}	Perfluorononane	398.5	524	1.56		9
C_9H_7N	Quinoline	510.31	782	4.86	371	10
C_9H_7N	Isoquinoline	516.37	803	5.10	374	10
C_9H_{10}	Indan	451.12	684.9	3.95		3
C_9H_{12}	Propylbenzene	432.39	638.35	3.200	440	3
C_9H_{12}	Isopropylbenzene [Cumene]	425.56	631.0	3.209		3
C_9H_{12}	2-Ethyltoluene	438.4	651	3.38		21
C_9H_{12}	3-Ethyltoluene	434.5	637	3.25		21
C_9H_{12}	4-Ethyltoluene	435	640.2	3.23		3
C_9H_{12}	1,2,3-Trimethylbenzene	449.27	664.5	3.454		3
C_9H_{12}	1,2,4-Trimethylbenzene	442.53	649.1	3.232		3
C_9H_{12}	1,3,5-Trimethylbenzene [Mesitylene]	437.89	637.3	3.127		3
$C_9H_{12}O$	2-Methoxy-1,4-dimethylbenzene	467	677.3			7
$C_9H_{12}O$	1-Methoxy-2,4-dimethylbenzene	465	682			7
$C_9H_{13}N$	2-Methyl- <i>N,N</i> -dimethylaniline	467.3	668	3.12		9
C_9H_{18}	1-Nonene	420.1	594.0		526	6

Molecular formula	Name	T_b/K	T_c/K	P_c/MPa	$V_c/cm^3 mol^{-1}$	Ref.
C_9H_{18}	Cyclononane	451.6	682	3.34		21
C_9H_{18}	1 α ,3 α ,5 β -1,3,5-Trimethylcyclohexane	413.7	602.2			5
$C_9H_{18}O$	Nonanal	464	659	2.68	543	7
$C_9H_{18}O$	2-Nonanone [Heptyl methyl ketone]	468.5	652.2	2.48	560	7,11,12
$C_9H_{18}O$	3-Nonanone [Ethyl hexyl ketone]	463	648.1		560	7
$C_9H_{18}O$	4-Nonanone [Pentyl propyl ketone]	460.7	643.7		560	7
$C_9H_{18}O$	5-Nonanone [Dibutyl ketone]	461.60	641.4	2.32	560	7
$C_9H_{18}O_2$	Nonanoic acid	527.7	712	2.35		7
$C_9H_{18}O_2$	Isopentyl butanoate	452	619			7
$C_9H_{18}O_2$	Isobutyl 3-methylbutanoate	441.7	621			7
$C_9H_{18}O_2$	Ethyl heptanoate	460	634			7
C_9H_{20}	Nonane	423.97	594.6	2.29	555	2
C_9H_{20}	2-Methyloctane	416.4	582.8	2.31		5
C_9H_{20}	2,2-Dimethylheptane	405.9	576.7	2.35		5
C_9H_{20}	2,2,5-Trimethylhexane	397.24	569.8			5
C_9H_{20}	2,2,3,3-Tetramethylpentane	413.4	607.5	2.74		5
C_9H_{20}	2,2,3,4-Tetramethylpentane	406.2	592.6	2.60		5
C_9H_{20}	2,2,4,4-Tetramethylpentane	395.44	574.6	2.49		5
C_9H_{20}	2,3,3,4-Tetramethylpentane	414.7	607.5	2.72		5
$C_9H_{20}O$	1-Nonanol	486.52	670.7	2.528	572	4
$C_9H_{20}O$	2-Nonanol	466.7	649.6	2.53	575	4
$C_9H_{20}O$	3-Nonanol	468	648.0		577	4
$C_9H_{20}O$	4-Nonanol	465.7	645.1		575	4
$C_{10}F_8$	Perfluoronaphthalene	482	673.1			9
$C_{10}F_{18}$	Perfluorodecalin	415	566	1.52		9
$C_{10}F_{22}$	Perfluorodecane	417.4	542	1.45		9
$C_{10}H_8$	Naphthalene	491.1	748.4	4.05	407	3
$C_{10}H_9N$	1-Naphthylamine	573.9	850	5.0	438	10
$C_{10}H_9N$	2-Naphthylamine	579.4	850	4.9	438	10
$C_{10}H_{12}$	1,2,3,4-Tetrahydronaphthalene [Tetralin]	480.8	720	3.65	408	4
$C_{10}H_{14}$	Butylbenzene	456.46	660.5	2.89	497	3
$C_{10}H_{14}$	Isobutylbenzene	445.94	650	3.05		4
$C_{10}H_{14}$	1-Isopropyl-4-methylbenzene [<i>p</i> -Cymene]	450.3	652	2.8		3
$C_{10}H_{14}$	<i>p</i> -Diethylbenzene	456.9	657.9	2.803		3
$C_{10}H_{14}$	1,2,4,5-Tetramethylbenzene [Durene]	470.0	676	2.9		3
$C_{10}H_{14}O$	Thymol	505.7	698			7
$C_{10}H_{16}$	<i>d</i> -Limonene	451	653		470	6
$C_{10}H_{16}$	α -Pinene	429.4	644		454	6
$C_{10}H_{16}$	3-Carene, (+)	444	658		487	6
$C_{10}H_{18}$	1,3-Decadiene	442	615			9
$C_{10}H_{18}$	<i>cis</i> -Decahydronaphthalene	469.0	702.3	3.20		9
$C_{10}H_{18}$	<i>trans</i> -Decahydronaphthalene	460.5	687.1			9
$C_{10}H_{20}$	1-Decene	443.7	617	2.22	584	6
$C_{10}H_{20}O$	Decanal	481.7	674	2.60	599	7
$C_{10}H_{20}O$	2-Decanone [Methyl octyl ketone]	483	671.8		625	7
$C_{10}H_{20}O$	3-Decanone [Ethyl heptyl ketone]	476	667.6		628	7
$C_{10}H_{20}O$	4-Decanone [Hexyl propyl ketone]	479.7	662.9		628	7
$C_{10}H_{20}O$	5-Decanone [Butyl pentyl ketone]	477	661.0		628	7
$C_{10}H_{20}O$	5-Methyl-2-isopropylcyclohexanol [Menthol]	489	694			9
$C_{10}H_{20}O_2$	Decanoic acid [Capric acid]	541.9	722	2.10	638	7
$C_{10}H_{20}O_2$	2-Ethylhexyl acetate	472	642	2.09	681	7
$C_{10}H_{20}O_2$	Ethyl octanoate	481.7	649			7
$C_{10}H_{20}O_4$	Diethylene glycol monobutyl ether acetate	518	693.9	2.15		17
$C_{10}H_{22}$	Decane	447.30	617.7	2.11	624	2
$C_{10}H_{22}$	3,3,5-Trimethylheptane	428.9	609.5	2.32		5
$C_{10}H_{22}$	2,2,3,3-Tetramethylhexane	433.5	623.0	2.51		5
$C_{10}H_{22}$	2,2,5,5-Tetramethylhexane	410.6	581.4	2.19		5
$C_{10}H_{22}O$	1-Decanol	504.3	687.3	2.315	649	4
$C_{10}H_{22}O$	2-Decanol	484	668.6		646	4
$C_{10}H_{22}O$	3-Decanol	486	666.1		643	4

Molecular formula	Name	T_b/K	T_c/K	P_c/MPa	$V_c/cm^3 mol^{-1}$	Ref.
$C_{10}H_{22}O$	4-Decanol	483.7	663.7		643	4
$C_{10}H_{22}O$	5-Decanol	474	663.2		646	4
$C_{10}H_{22}S$	Diisopentyl sulfide	484	664			8
$C_{11}H_{10}$	1-Methylnaphthalene	517.9	772	3.60		3
$C_{11}H_{10}$	2-Methylnaphthalene	514.3	761			3
$C_{11}H_{16}$	Pentylbenzene	478.6	675	2.58		16
$C_{11}H_{22}O$	2-Undecanone	504.7	688		692	7
$C_{11}H_{22}O$	3-Undecanone	500	685		692	7
$C_{11}H_{22}O$	4-Undecanone		681		692	7
$C_{11}H_{22}O$	5-Undecanone	500	679		692	7
$C_{11}H_{22}O$	6-Undecanone	501	678		692	7
$C_{11}H_{22}O_2$	Undecanoic acid		728	2.13		48
$C_{11}H_{22}O_2$	Ethyl nonanoate	500.2	664			7
$C_{11}H_{24}$	Undecane	469.1	639	1.98	689	2
$C_{11}H_{24}O$	1-Undecanol	518	703.6	2.147	718	4
$C_{12}H_8$	Acenaphthylene	553	792	3.20		21
$C_{12}H_8O$	Dibenzofuran	560	824	3.64	495	7
$C_{12}H_8S$	Dibenzothiophene	605.7	897	3.86	512	8
$C_{12}H_9N$	Carbazole	627.84	901.8	3.13	454	10
$C_{12}H_{10}$	Biphenyl	529.3	773	3.38	497	3
$C_{12}H_{10}O$	Diphenyl ether	531.2	767			7
$C_{12}H_{12}$	2,7-Dimethylnaphthalene	538	775	3.23	601	3
$C_{12}H_{18}$	Hexylbenzene	499.3	695	2.35		16
$C_{12}H_{18}$	Hexamethylbenzene	536.6	758			3
$C_{12}H_{20}O$	[1,1'-Bicyclohexyl]-2-one	537	787			7
$C_{12}H_{24}$	1-Dodecene	487.0	658	1.93		6
$C_{12}H_{24}O$	2-Dodecanone	519.7	702		752	7
$C_{12}H_{24}O$	3-Dodecanone		701		752	7
$C_{12}H_{24}O$	4-Dodecanone		697		759	7
$C_{12}H_{24}O$	5-Dodecanone		695		759	7
$C_{12}H_{24}O$	6-Dodecanone		694		762	7
$C_{12}H_{24}O_2$	Dodecanoic acid		743	1.93		48
$C_{12}H_{26}$	Dodecane	489.47	658	1.82	754	2
$C_{12}H_{26}O$	1-Dodecanol	533	719.4	1.994		4
$C_{13}H_9N$	Acridine	618.01	891.1	3.21	548	10
$C_{13}H_9N$	Phenanthridine	622.1	895	3.6	548	10
$C_{13}H_{10}O$	Benzophenone	578.6	830	3.35	568	7
$C_{13}H_{11}N$	9-Methyl-9H-carbazole	616.79	890	3.38	572	10
$C_{13}H_{12}$	Diphenylmethane	538.2	760	2.71	563	3
$C_{13}H_{20}$	Heptylbenzene	513	708	2.14		16
$C_{13}H_{26}O$	2-Tridecanone	536	717		820	7
$C_{13}H_{26}O$	3-Tridecanone		716		823	7
$C_{13}H_{26}O$	4-Tridecanone		712		823	7
$C_{13}H_{26}O$	5-Tridecanone		710		826	7
$C_{13}H_{26}O$	6-Tridecanone		709		826	7
$C_{13}H_{26}O$	7-Tridecanone	534	708		830	7
$C_{14}H_{28}O_2$	Tridecanoic acid		763	1.64		48
$C_{13}H_{26}O_2$	Methyl dodecanoate	540	712			7
$C_{13}H_{28}$	Tridecane	508.62	675	1.68	823	2
$C_{13}H_{28}O$	1-Tridecanol	547	734	1.935		9
$C_{14}H_{10}$	Anthracene	613.1	869.3		554	9
$C_{14}H_{10}$	Phenanthrene	613	869			4
$C_{14}H_{22}$	Octylbenzene	537	725	1.98		16
$C_{14}H_{28}O$	2-Tetradecanone		728		896	7
$C_{14}H_{28}O$	3-Tetradecanone		727		896	7
$C_{14}H_{28}O$	4-Tetradecanone		725		900	7
$C_{14}H_{28}O$	7-Tetradecanone		723		904	7
$C_{14}H_{28}O_2$	Tetradecanoic acid		763	1.64		48
$C_{14}H_{30}$	Tetradecane	526.73	693	1.57	894	2
$C_{14}H_{30}O$	1-Tetradecanol	560	747	1.81		9

Molecular formula	Name	T_b/K	T_c/K	P_c/MPa	$V_c/\text{cm}^3\text{mol}^{-1}$	Ref.
$\text{C}_{15}\text{H}_{30}\text{O}_2$	Pentadecanoic acid		777	1.57		48
$\text{C}_{15}\text{H}_{32}$	Pentadecane	543.8	708	1.48	966	2
$\text{C}_{16}\text{H}_{26}$	Decylbenzene	566	752	1.72		16
$\text{C}_{16}\text{H}_{32}\text{O}_2$	Hexadecanoic acid		785	1.49		48
$\text{C}_{16}\text{H}_{34}$	Hexadecane	560.01	723	1.40	1034	2
$\text{C}_{16}\text{H}_{34}$	2,2,4,4,6,8,8-Heptamethylnonane	519.5	692			5
$\text{C}_{16}\text{H}_{34}\text{O}$	1-Hexadecanol	585	770	1.61		9
$\text{C}_{17}\text{H}_{28}$	Undecylbenzene	589	763	1.64		16
$\text{C}_{17}\text{H}_{34}\text{O}_2$	Heptadecanoic acid		792	1.37		48
$\text{C}_{17}\text{H}_{36}$	Heptadecane	575.2	736	1.34	1103	2
$\text{C}_{17}\text{H}_{36}\text{O}$	1-Heptadecanol	597	780	1.50		9
$\text{C}_{18}\text{H}_{14}$	<i>o</i> -Terphenyl	605	857	2.99	731	3
$\text{C}_{18}\text{H}_{14}$	<i>m</i> -Terphenyl	636	883	2.48	724	3
$\text{C}_{18}\text{H}_{14}$	<i>p</i> -Terphenyl	649	908	2.99	729	3
$\text{C}_{18}\text{H}_{36}\text{O}_2$	Octadecanoic acid		803	1.33		48
$\text{C}_{18}\text{H}_{38}$	Octadecane	589.5	747	1.29	1189	2
$\text{C}_{18}\text{H}_{38}\text{O}$	1-Octadecanol	608	790	1.44		9
$\text{C}_{19}\text{H}_{32}$	Tridecylbenzene	619	790	1.54		16
$\text{C}_{19}\text{H}_{40}$	Nonadecane	603.1	755	1.16		3
$\text{C}_{20}\text{H}_{40}\text{O}_2$	Eicosanoic acid		820	1.20		48
$\text{C}_{20}\text{H}_{42}$	Eicosane	616	768	1.07		3
$\text{C}_{20}\text{H}_{42}\text{O}$	1-Eicosanol [Arachic alcohol]	629	809	1.30		9
$\text{C}_{21}\text{H}_{44}$	Heneicosane	629.7	778	1.03		2
$\text{C}_{22}\text{H}_{44}\text{O}_2$	Docosanoic acid		837	1.11		48
$\text{C}_{22}\text{H}_{46}$	Docosane	641.8	786	0.98		2
$\text{C}_{23}\text{H}_{48}$	Tricosane	653	790	0.92		2
$\text{C}_{24}\text{H}_{50}$	Tetracosane	664.5	800	0.87		2
$\text{C}_{30}\text{H}_{50}$	Squalene	694.5	795.9	0.59		15

SUBLIMATION PRESSURE OF SOLIDS

This table gives the sublimation (vapor) pressure of some representative solids as a function of temperature. Entries include simple inorganic and organic substances in their solid phase below room temperature, as well as polycyclic organic compounds which show measurable sublimation pressure only at elevated temperatures. Substances are listed by molecular formula in the Hill order. Values marked by * represent the solid-liquid-gas triple point. Note that some pressure values are in pascals (Pa) and others are in kilopascals (kPa). For conversion, 1 kPa = 7.506 mmHg = 0.0098692 atm.

References

1. Lide, D. R. and Kehiaian, H. V., *CRC Handbook of Thermophysical and Thermochemical Data*, CRC Press, Boca Raton, FL, 1994.
2. *TRC Thermodynamic Tables*, Thermodynamic Research Center, Texas A&M University, College Station, TX.
3. Oja, V. and Suuberg, E. M., *J. Chem. Eng. Data*, 43, 486, 1998.

Ar	<i>T/K</i>	55	60	65	70	75	80	83.81*	
Argon	<i>p/kPa</i>	0.2	0.8	2.8	7.7	18.7	40.7	68.8*	
BrH	<i>T/K</i>	135	140	150	160	170	180	185.1*	
Hydrogen bromide	<i>p/kPa</i>	0.1	0.3	1.1	3.3	8.7	20.1	27.4*	
Br ₂	<i>T/K</i>	170	180	190	200	210	220	230	240*
Bromine	<i>p/Pa</i>	0.069	0.416	2.04	8.45	30.3	96.0	273	710*
ClH	<i>T/K</i>	120	130	140	150	155	159.0*		
Hydrogen chloride	<i>p/kPa</i>	0.1	0.5	1.9	5.8	9.5	13.5*		
Cl ₂	<i>T/K</i>	120	130	140	150	160	170*		
Chlorine	<i>p/Pa</i>	0.144	1.52	11.2	63.1	283	1054*		
F ₄ Si	<i>T/K</i>	130	140	150	160	170	175	180	186.3*
Tetrafluorosilane	<i>p/kPa</i>	0.2	0.9	3.9	14.0	43.8	74.2	122.4	220.8*
F ₆ S	<i>T/K</i>	150	165	180	190	200	210	220	223.1*
Sulfur hexafluoride	<i>p/kPa</i>	0.4	2.6	11.3	25.9	54.5	106.1	195.1	232.7*
HI	<i>T/K</i>	160	170	180	190	200	210	220	222.4*
Hydrogen iodide	<i>p/kPa</i>	0.2	0.8	2.2	5.3	11.7	23.6	44.1	49.3*
H ₂ O	<i>T/K</i>	190	210	225	240	250	260	270	273.16*
Water	<i>p/Pa</i>	0.032	0.702	4.942	27.28	76.04	195.8	470.1	611.66*
H ₂ S	<i>T/K</i>	140	150	160	165	170	175	180	187.6*
Hydrogen sulfide	<i>p/kPa</i>	0.2	0.6	1.9	3.2	5.2	8.3	12.7	22.7*
H ₃ N	<i>T/K</i>	160	170	180	190	195	195.4*		
Ammonia	<i>p/kPa</i>	0.1	0.4	1.2	3.5	5.8	6.12*		
I ₂	<i>T/K</i>	240	250	260	270	280	290	300	310*
Iodine	<i>p/Pa</i>	0.081	0.297	0.971	2.89	7.92	20.1	47.9	107*
Kr	<i>T/K</i>	80	90	95	100	105	110	115.8*	
Krypton	<i>p/kPa</i>	0.4	2.7	6.0	12.1	22.8	40.4	73.1*	
NO	<i>T/K</i>	85	90	95	100	105	109.5*		
Nitric oxide	<i>p/kPa</i>	0.1	0.4	1.3	3.8	10.0	21.9*		
Xe	<i>T/K</i>	110	120	130	140	150	155	160	161.4*
Xenon	<i>p/kPa</i>	0.3	1.5	4.9	14.0	34.2	51.1	74.2	81.7*
CHN	<i>T/K</i>	200	210	220	230	240	250	255	259.83*
Hydrogen cyanide	<i>p/kPa</i>	0.2	0.4	1.0	2.2	4.8	9.7	13.6	18.62*
CH ₄	<i>T/K</i>	65	70	75	80	85	90.69*		
Methane	<i>p/kPa</i>	0.1	0.3	0.8	2.1	4.9	11.70*		
CO	<i>T/K</i>	50	55	60	65	68.13*			
Carbon monoxide	<i>p/kPa</i>	0.1	0.6	2.6	8.2	15.4*			
CO ₂	<i>T/K</i>	130	140	155	170	185	194.7	205	216.58*
Carbon dioxide	<i>p/kPa</i>	0.032	0.187	1.674	9.987	44.02	101.3	227.1	518.0*
C ₂ Cl ₆	<i>T/K</i>	275	300	325	350	375	400	425	459.9*
Hexachloroethane	<i>p/Pa</i>	0.004	0.056	0.383	1.62	5.30	14.8	36.4	107.4*
C ₂ H ₂	<i>T/K</i>	130	140	150	160	170	180	190	192.4*
Acetylene	<i>p/kPa</i>	0.2	0.7	2.6	7.8	20.6	49.0	106.3	126.0*
C ₂ H ₄ O ₂	<i>T/K</i>	250	260	270	280	289.7*			
Acetic acid	<i>p/kPa</i>	0.092	0.199	0.406	0.79	1.29*			
C ₅ H ₁₂	<i>T/K</i>	200	210	220	230	240	250	255	256.58*
Neopentane	<i>p/kPa</i>	0.7	1.6	3.6	7.3	13.9	24.8	32.4	35.8*

$C_6H_6Cl_6$ 1,2,3,4,5,6-Hexa- chlorocyclohexane (Lindane)	<i>T</i> /K <i>p</i> /Pa	300 0.01	320 0.13	330 0.39	340 1.04	350 2.66	360 6.42	370 14.8	380 32.7
$C_6H_6O_2$ Resorcinol	<i>T</i> /K <i>p</i> /Pa	330 1.03	340 2.78	350 7.09	360 17.2	370 39.6	380 87.6		
$C_6H_6O_2$ <i>p</i> -Hydroquinone	<i>T</i> /K <i>p</i> /Pa	350 1.20	360 3.18	370 7.96	380 19.0	390 43.4	400 95.1		
$C_{10}H_8$ Naphthalene	<i>T</i> /K <i>p</i> /Pa	250 0.036	270 0.514	280 1.662	290 4.918	300 13.43	310 34.15	330 182.9	353.43* 999.6*
$C_{12}H_8N_2$ Phenazine	<i>T</i> /K <i>p</i> /Pa	290 0.0013	300 0.0046	310 0.0150	320 0.0448				
$C_{12}H_8O$ Dibenzofuran	<i>T</i> /K <i>p</i> /Pa	300 0.408	310 1.21	320 3.35	330 8.71	340 21.4	350 50.0		
$C_{12}H_9N$ Carbazole	<i>T</i> /K <i>p</i> /Pa	350 0.086	355 0.140	360 0.245					
$C_{13}H_7NO_2$ Benz[<i>g</i>]isoquinoline-5,10-dione	<i>T</i> /K <i>p</i> /Pa	330 0.006	340 0.018	350 0.053	360 0.148	370 0.394	380 0.994		
$C_{13}H_8O$ 1 <i>H</i> -Phenalen-1-one	<i>T</i> /K <i>p</i> /Pa	330 0.040	340 0.113	350 0.302					
$C_{13}H_8O_2$ 3-Hydroxy-1 <i>H</i> -phenalen-1-one	<i>T</i> /K <i>p</i> /Pa	400 0.006	410 0.018	420 0.053	430 0.144				
$C_{13}H_9N$ Acridine	<i>T</i> /K <i>p</i> /Pa	290 0.0024	300 0.0085	310 0.0278	320 0.0845				
$C_{13}H_9N$ Phenanthridine	<i>T</i> /K <i>p</i> /Pa	310 0.020	320 0.066	330 0.206	340 0.603				
$C_{14}H_{10}$ Anthracene	<i>T</i> /K <i>p</i> /Pa	320 0.014	330 0.043	340 0.125	350 0.342	360 1.01	370 2.38	380 5.35	390 11.5
$C_{14}H_{10}$ Phenanthrene	<i>T</i> /K <i>p</i> /Pa	300 0.025	310 0.085	320 0.270	330 0.796	340 2.02	350 4.89	360 11.2	
$C_{16}H_{10}$ Pyrene	<i>T</i> /K <i>p</i> /Pa	320 0.008	330 0.024	340 0.073	350 0.208	360 0.556	370 1.32	380 2.86	390 6.30
$C_{16}H_{10}O$ 1-Pyrenol	<i>T</i> /K <i>p</i> /Pa	360 0.005	370 0.016	380 0.047	390 0.135	400 0.364			
$C_{16}H_{12}S$ Benzo[<i>b</i>]naphtho-(2,1- <i>d</i>)thiophene	<i>T</i> /K <i>p</i> /Pa	330 0.001	340 0.004	350 0.012	360 0.036	370 0.098	380 0.255	390 0.631	
$C_{17}H_{12}$ 11 <i>H</i> -Benzo[<i>b</i>]fluorene	<i>T</i> /K <i>p</i> /Pa	340 0.003	350 0.009	360 0.029	370 0.085	380 0.235	390 0.619	400 1.55	
$C_{18}H_{10}O_4$ 6,11-Dihydroxy-5,12- naphthacenedione	<i>T</i> /K <i>p</i> /Pa	420 0.008	430 0.022	440 0.055	450 0.131				
$C_{18}H_{12}$ Chrysene	<i>T</i> /K <i>p</i> /Pa	390 0.087	400 0.221	410 0.539	420 1.26				
$C_{18}H_{12}$ Naphthacene	<i>T</i> /K <i>p</i> /Pa	390 0.005	400 0.014	410 0.035	420 0.084	430 0.194	440 0.432	450 0.928	460 1.929
$C_{20}H_{12}$ Perylene	<i>T</i> /K <i>p</i> /Pa	390 0.006	400 0.015	410 0.040	420 0.102	430 0.246			
$C_{22}H_{14}$ Pentacene	<i>T</i> /K <i>p</i> /Pa	450 0.002	460 0.006	470 0.013	480 0.031	490 0.069			
$C_{24}H_{12}$ Coronene	<i>T</i> /K <i>p</i> /Pa	430 0.004	440 0.010	450 0.021	460 0.046	470 0.097	480 0.197	490 0.389	500 0.747

VAPOR PRESSURE

This table gives vapor pressure data for about 1800 inorganic and organic substances. In order to accommodate elements and compounds ranging from refractory to highly volatile in a single table, the temperature at which the vapor pressure reaches specified pressure values is listed. The pressure values run in decade steps from 1 Pa (about 7.5 $\mu\text{m Hg}$) to 100 kPa (about 750 mm Hg). All temperatures are given in $^{\circ}\text{C}$.

The data used in preparing the table came from a large number of sources; the main references used for each substance are indicated in the last column. Since the data were refit in most cases, values appearing in this table may not be identical with values in the source cited. The temperature entry in the 100 kPa column is close to, but not identical with, the normal boiling point (which is defined as the temperature at which the vapor pressure reaches 101.325 kPa). Although some temperatures are quoted to 0.1 $^{\circ}\text{C}$, uncertainties of several degrees should generally be assumed. Values followed by an "e" were obtained by extrapolating (usually with an Antoine equation) beyond the region for which experimental measurements were available and are thus subject to even greater uncertainty.

Compounds are listed by molecular formula following the Hill convention. Substances not containing carbon are listed first, followed by those that contain carbon. To locate an organic compound by name or CAS Registry Number when the molecular formula is not known, use the table "Physical Constants of Organic Compounds" in Section 3 and its indexes to determine the molecular formula. The indexes to "Physical Constants of Inorganic Compounds" in Section 4 can be used in a similar way.

More extensive and detailed vapor pressure data on selected important substances appear in other tables in this section of the *Handbook*. These substances are flagged by a symbol following the name as follows:

- * See "Vapor Pressure of Fluids below 300 K"
- ** See "IUPAC Recommended Data for Vapor Pressure Calibration"
- *** See "Vapor Pressure of Ice" and "Vapor Pressure of Water from 0 to 370 $^{\circ}\text{C}$ "

The following notations appear after individual temperature entries:

- s — Indicates the substance is a solid at this temperature.
- e — Indicates an extrapolation beyond the region where experimental measurements exist.
- i — Indicates the value was calculated from ideal gas thermodynamic functions, such as those in the *JANAF Thermochemical Tables* (see Reference 8).

References

1. Lide, D.R., and Kehiaian, H.V., *CRC Handbook of Thermophysical and Thermochemical Data*, CRC Press, Boca Raton, FL, 1994.
2. Stull, D., in *American Institute of Physics Handbook, Third Edition*, Gray, D.E., Ed., McGraw Hill, New York, 1972.
3. Hultgren, R., Desai, P.D., Hawkins, D.T., Gleiser, M., Kelley, K.K., and Wagman, D.D., *Selected Values of Thermodynamic Properties of the Elements*, American Society for Metals, Metals Park, OH, 1973.
4. Stull, D., *Ind. Eng. Chem.*, 39, 517, 1947.
5. *TRCVP, Vapor Pressure Database, Version 2.2P*, Thermodynamic Research Center, Texas A&M University, College Station, TX.
6. *TRC Thermochemical Tables*, Thermodynamic Research Center, Texas A&M University, College Station, TX.
7. Ohe, S., *Computer Aided Data Book of Vapor Pressure*, Data Book Publishing Co., Tokyo, 1976.
8. Chase, M.W., Davies, C.A., Downey, J.R., Frurip, D.J., McDonald, R.A., and Syverud, A.N., *JANAF Thermochemical Tables, Third Edition, J. Phys. Chem. Ref. Data*, Vol. 14, Suppl. 1, 1985.
9. Barin, I., *Thermochemical Data of Pure Substances*, VCH Publishers, New York, 1993.
10. Jacobsen, R.T., et. al, *International Thermodynamic Tables of the Fluid State, No. 10. Ethylene*, Blackwell Scientific Publications, Oxford, 1988.
11. Wakeham, W.A., *International Thermodynamic Tables of the Fluid State, No. 12. Methanol*, Blackwell Scientific Publications, Oxford, 1993.
12. Janz, G.J., *Molten Salts Handbook*, Academic Press, New York, 1967.
13. Ohse, R.W. *Handbook of Thermodynamic and Transport Properties of Alkali Metals*, Blackwell Scientific Publications, Oxford, 1994.
14. Gschneidner, K.A., in *CRC Handbook of Chemistry and Physics, 77th Edition*, p. 4–112, CRC Press, Boca Raton, FL, 1996.
15. Leider, H.R., Krikorian, O.H., and Young, D.A., *Carbon*, 11, 555, 1973.
16. Ruzicka, K., and Majer, V., *J. Phys. Chem. Ref. Data*, 23, 1, 1994.
17. Tillner-Roth, R., and Baehr, H.D., *J. Phys. Chem. Ref. Data*, 23, 657, 1994.
18. Younglove, B.A., and McLinden, M.O., *J. Phys. Chem. Ref. Data*, 23, 731, 1994.
19. Outcalt, S.L., and McLinden, M.O., *J. Phys. Chem. Ref. Data*, 25, 605, 1996.
20. Weber, L.A., and Defibaugh, D.R., *J. Chem. Eng. Data*, 41, 382, 1996.
21. Rodrigues, M.F., and Bernardo-Gil, M.G., *J. Chem. Eng. Data*, 41, 581, 1996.
22. Piacente, V., Gigli, G., Scardala, P., and Giustini, A., *J. Phys. Chem.*, 100, 9815, 1996.
23. Barton, J.L., and Bloom, H., *J. Phys. Chem.*, 60, 1413, 1956.
24. Sense, K.A., Alexander, C.A., Bowman, R.E., and Filbert, R.B., *J. Phys. Chem.*, 61, 337, 1957.
25. Ewing, C.T., and Stern, K.H., *J. Phys. Chem.* 78, 1998, 1974.
26. Cady, G.H., and Hargreaves, G.B., *J. Chem. Soc.*, 1563, 1961; 1568, 1961.
27. Skudlarski, K., Dudek, J., and Kapala, J., *J. Chem. Thermodynamics*, 19, 857, 1987.
28. Wagner, W., and de Reuck, K.M., *International Thermodynamic Tables of the Fluid State, No. 9. Oxygen*, Blackwell Scientific Publications, Oxford, 1987.
29. Marsh, K.N., Editor, *Recommended Reference Materials for the Realization of Physicochemical Properties*, Blackwell Scientific Publications, Oxford, 1987.
30. Alcock, C.B., Itkin, V.P., and Horrigan, M.K., *Canadian Metallurgical Quarterly*, 23, 309, 1984.
31. Stewart, R.B., and Jacobsen, R.T., *J. Phys. Chem. Ref. Data*, 18, 639, 1989.
32. Sifner, O., and Klomfar, J., *J. Phys. Chem. Ref. Data*, 23, 63, 1994.
33. Bah, A., and Dupont-Pavlovsky, N., *J. Chem. Eng. Data*, 40, 869, 1995.
34. Behrens, R.G., and Rosenblatt, G., *J. Chem. Thermodynamics*, 4, 175, 1972.
35. Behrens, R.G., and Rosenblatt, G., *J. Chem. Thermodynamics*, 5, 173, 1973.
36. Haar, L., Gallagher, J.S., and Kell, G.S., *NBS/NRC Steam Tables*, Hemisphere Publishing Corp., New York, 1984.
37. Wagner, W., Saul, A., and Pruss, A., *J. Phys. Chem. Ref. Data*, 23, 515, 1994.
38. Behrens, R.G., Lemons, R.S., and Rosenblatt, G., *J. Chem. Thermodynamics*, 6, 457, 1974.
39. Boublik, T., Fried, V., and Hala, E., *The Vapor Pressure of Pure Substances, Second Edition*, Elsevier, Amsterdam, 1984.
40. Goodwin, R.D., *J. Phys. Chem. Ref. Data*, 14, 849, 1985.
41. Younglove, B.A., and Ely, J.F., *J. Phys. Chem. Ref. Data*, 16, 577, 1987.

Mol. form.	Name	Temperature in °C for the indicated pressure						Ref.
		1 Pa	10 Pa	100 Pa	1 kPa	10 kPa	100 kPa	
<i>Substances not containing carbon:</i>								
Ag	Silver	1010	1140	1302	1509	1782	2160	2
AgBr	Silver(I) bromide	569 i	656 i	765 i	905 i	1093 i	1359 i	9
AgCl	Silver(I) chloride	670	769	873	1052	1264	1561	4
AgI	Silver(I) iodide	594	686	803	959	1177	1503	4
Al	Aluminum	1209	1359	1544	1781	2091	2517	2
AlB ₃ H ₁₂	Aluminum borohydride				-46.8	-9.4	45.5	4
AlCl ₃	Aluminum trichloride	58.4 s	76.5 s	97.1 s	120.7 s	148.2 s	180.5 s	4
AlF ₃	Aluminum trifluoride	744 s	819 s	906 s	1008 s	1130 s	1276 s	8
AlI ₃	Aluminum triiodide				218	285	385	4
Al ₂ O ₃	Aluminum oxide			2122	2351	2629	2975	4
Ar	Argon*		-226.4 s	-220.3 s	-212.4 s	-201.7 s	-186.0	1,5,31
As	Arsenic	280 s	323 s	373 s	433 s	508 s	601 s	3
AsCl ₃	Arsenic(III) chloride			-8 e	21.3	63.1	129.4	1
AsF ₃	Arsenic(III) fluoride					8.1	56.0	4
AsI ₃	Arsenic(III) iodide				187	261	367 e	7
As ₂ O ₃	Arsenic(III) oxide (arsenolite)	133.7 s	163.0 s	196.8 s	236.2 s	283.0		34
At	Astatine	88 s	119 s	156 s	202 s	258 s	334	2
Au	Gold	1373	1541	1748	2008	2347	2805	2
B	Boron	2075	2289	2549	2868	3272	3799	2
BBr ₃	Boron tribromide			-45 e	-15 e	27.5	90.4	1
BCl ₃	Boron trichloride*			-94.0	-70.5	-37.4	12.3	4
BF ₃	Boron trifluoride*	-173.9 s	-166.0 s	-156.0 s	-143.0 s	-125.9	-101.1	4
B ₂ F ₄	Tetrafluorodiborane						-34	1
B ₂ H ₆	Diborane			-162 e	-147.0	-125.8	-92.6	1
B ₅ H ₉	Pentaborane(9)				-34.8	3.8	57.6	4
Ba	Barium	638 s	765	912	1115	1413	1897	9
Be	Beryllium	1189 s	1335	1518	1750	2054	2469	2
BeBr ₂	Beryllium bromide	203 s	240 s	283 s	335 s	397 s	473 s	4
BeCl ₂	Beryllium chloride	196 s	237 s	284 s	339 s	402 s	487	4
BeF ₂	Beryllium fluoride		686 e	767 e	869	999	1172 e	7
BeI ₂	Beryllium iodide	188 s	229 s	276 s	333 s	402 s	487	4
Bi	Bismuth	668	768	892	1052	1265	1562	2
BiBr ₃	Bismuth tribromide			217 s	273 i	348 i	455 i	4,9
BiCl ₃	Bismuth trichloride				248.9	328.6	438.7	1,4
BrCs	Cesium bromide	531 s	601 s	701 i	834 i	1019 i	1293 e	9
BrH	Hydrogen bromide*		-153.3 s	-140.4 s	-123.8 s	-101.5 s	-67.0	5
BrH ₃ Si	Bromosilane				-81.0	-47.3	2.2	4
BrH ₄ N	Ammonium bromide	121 s	154 s	195 s	246 s	310.4 s	395.1 s	5
BrK	Potassium bromide	597 s	674 s	773				25
BrLi	Lithium bromide		630	733	868	1049	1308	4
BrNa	Sodium bromide			791	931	1120	1389	4
BrRb	Rubidium bromide			766	903	1087	1350	4
BrTl	Thallium(I) bromide				509	635	817	4
Br ₂	Bromine*	-87.7 s	-71.8 s	-52.7 s	-29.3 s	2.5	58.4	1
Br ₂ Cd	Cadmium bromide	373 s	435 s	509 s				27
Br ₂ Hg	Mercury(II) bromide	71 s	98 s	132 s	174 s	227 s	318	4
Br ₂ OS	Thionyl bromide	-49 e	-29 e	-5 e	27.8	72.9	139.6	5
Br ₂ Pb	Lead(II) bromide	374	431	502	597	726	914	4
Br ₂ S ₂	Sulfur bromide	-7 e	15 e	42 e	78.4	128.1	200.9	5
Br ₃ In	Indium(III) bromide			304.6 s	328.7 s	364.8 s		1
Br ₃ OP	Phosphorus(V) oxybromide				64 e	115.5	191.4	5
Br ₃ P	Phosphorus(III) bromide		-23 e	5 e	42.3	94.6	172.6	5
Br ₃ Sb	Antimony(III) bromide				136.5	196.9	286.5	1
Br ₄ Ge	Germanium(IV) bromide				51	105	188	4
Br ₄ Sn	Tin(IV) bromide				67	122	204	4
Br ₄ Zr	Zirconium(IV) bromide	136 s	167 s	203 s	245 s	295 s	356 s	4
Br ₅ P	Phosphorus(V) bromide		-19 s	4 s	31 s	65.5 s	110.1	5
Ca	Calcium	591 s	683 s	798 s	954	1170	1482	2
Cd	Cadmium	257 s	310 s	381	472	594	767	2

Mol. form.	Name	Temperature in °C for the indicated pressure						Ref.
		1 Pa	10 Pa	100 Pa	1 kPa	10 kPa	100 kPa	
CdCl ₂	Cadmium chloride	412 s	471 s	541 s	634	768	959	23, 27
CdF ₂	Cadmium fluoride				1257	1461	1742	4
CdI ₂	Cadmium iodide	296 s	344 s	406	498	622	795	4,27
CdO	Cadmium oxide	770 s	866 s	983 s	1128 s	1314 s	1558 s	4
Ce	Cerium	1719	1921	2169	2481	2886	3432	14
ClCs	Cesium chloride			730	864	1043	1297	4
ClCu	Copper(I) chloride		459	543	675	914	1477	4
ClF	Chlorine fluoride*				-144.4	-122.6	-90.2	5
ClF ₂ P	Phosphorus(III) chloride difluoride				-119.5	-91.1	-47.6	5
ClF ₃	Chlorine trifluoride				-63.7	-33.0	11.4	5
ClF ₅	Chlorine pentafluoride				-88 e	-59	-14	7
ClH	Hydrogen chloride*				-138.2 s	-118.0	-85.2	1,5
ClHO ₃ S	Chlorosulfonic acid	-40 e	-20 e	5 e	38.7	85.0	153.6	5
ClH ₄ N	Ammonium chloride	91 s	121 s	159 s	204.7 s	263.1 s	339.5 s	5
ClK	Potassium chloride	625 s	704 s	804	945	1137	1411	23,25
ClLi	Lithium chloride		649 i	761 i	905 i	1101 i	1381 i	8
ClNO	Nitrosyl chloride		-116 s	-100 s	-78.7 s	-50.2	-5.7	5
ClNO ₂	Nitryl chloride	-121 e	-113 e	-102 e	-86.1	-60.9	-15.7	5
ClNa	Sodium chloride	653 s	733 s	835	987	1182	1461	23,25
ClO ₂	Chlorine dioxide*					-34.3	10.5	5
ClRb	Rubidium chloride			777	916	1105	1379	4
ClTl	Thallium(I) chloride				504	626	806	4
Cl ₂	Chlorine*	-145 s	-133.7 s	-120.2 s	-103.6 s	-76.1	-34.2	1
Cl ₂ Co	Cobalt(II) chloride					818	1048	4
Cl ₂ FP	Phosphorus(III) dichloride fluoride				-71.1	-37.4	13.5	5
Cl ₂ F ₃ P	Phosphorus(V) dichloride trifluoride		-120 e	-101 e	-77.1	-44.3	3 e	7
Cl ₂ Fe	Iron(II) chloride				685	821	1025	4
Cl ₂ Hg	Mercury(II) chloride	64.4 s	94.7 s	130.8 s	174.5 s	228.5 s	304.0	4
Cl ₂ Mg	Magnesium chloride			762	908	1111	1414	4
Cl ₂ Mn	Manganese(II) chloride				760	933	1189	4
Cl ₂ Ni	Nickel(II) chloride	534 s	592 s	662 s	747 s	852 s	985 s	4
Cl ₂ OS	Thionyl chloride	-99 e	-81 e	-58 e	-27.1	14.6	75.2	5
Cl ₂ O ₂ S	Sulfuryl chloride				-27 e	11.8	69.0	5
Cl ₂ Pb	Lead(II) chloride			541 e	637	765	949	23
Cl ₂ S	Sulfur dichloride	-76 e	-61 e	-41 e	-16.7	15.3	58.7	5
Cl ₂ S ₂	Sulfur chloride	-55 e	-36 e	-12 e	21.0	67.2	137.1	5
Cl ₂ Sn	Tin(II) chloride		253	308	381	479	622	4
Cl ₂ Zn	Zinc chloride	305 i	356 i	419 i	497 i	596 i	726 i	4,9,12
Cl ₃ Fe	Iron(III) chloride	118 s	153 s	190 s	229 s	268 s	319	4
Cl ₃ HSi	Trichlorosilane			-81 e	-56 e	-21 e	31.6	7
Cl ₃ N	Nitrogen trichloride				-25 e	13.2	70.6	5
Cl ₃ OP	Phosphorus(V) oxychloride					39.9	105.0	5
Cl ₃ P	Phosphorus(III) chloride	-93 e	-77 e	-55 e	-26.0	14.5	75.7	5
Cl ₄ Po	Polonium(IV) chloride					300.6	389.4	5
Cl ₄ Se	Selenium tetrachloride	23 s	45 s	71 s	102 s	141.4 s	191.1 s	5
Cl ₄ Si	Tetrachlorosilane*				-39 e	0 e	57.3	1
Cl ₄ Te	Tellurium tetrachloride				237 e	299.4	387.8	5
Cl ₄ Zr	Zirconium(IV) chloride	117 s	146 s	181 s	222 s	272 s	336 s	9
Cl ₅ P	Phosphorus(V) chloride	-2 s	19 s	44 s	74 s	111.4 s	158.9 s	5
Co	Cobalt	1517	1687	1892	2150	2482	2925	2
Cr	Chromium	1383 s	1534 s	1718 s	1950	2257	2669	2
Cs	Cesium	144.5	195.6	260.9	350.0	477.1	667.0	13,30
CsF	Cesium fluoride				825	999	1249	4
CsI	Cesium iodide	523 s	595 s	692	854	1029	1278	4,25
Cu	Copper	1236	1388	1577	1816	2131	2563	2
CuI	Copper(I) iodide				636	864	1331	4
Dy	Dysprosium	1105 s	1250 s	1431 i	1681 i	2031 i	2558 i	3
Er	Erbium	1231 s	1390 s	1612 i	1890 i	2279 i	2859 i	3

Mol. form.	Name	Temperature in °C for the indicated pressure						Ref.
		1 Pa	10 Pa	100 Pa	1 kPa	10 kPa	100 kPa	
Eu	Europium	590 s	684 s	799 s	961	1179	1523	14
FH	Hydrogen fluoride*				-71.1	-33.7	19.2	1,5
FHO ₃ S	Fluorosulfonic acid	-14 e	4 e	28 e	59.1	101.3	162.2	5
FK	Potassium fluoride			869	1017	1216	1499	4
FLi	Lithium fluoride	801 s	896	1024	1188	1395	1672	4,12,25
FNO	Nitrosyl fluoride			-131 e	-116.1	-94.3	-60.1	5
FNO ₂	Nitryl fluoride		-156 e	-144 e	-128.1	-106.0	-72.6	5
FNO ₃	Fluorine nitrate	-160 e	-149 e	-135 e	-115.1	-87.4	-45.0	5
FNa	Sodium fluoride		920 s	1058	1218	1426	1702	4,12,24
FRb	Rubidium fluoride			910	1001	1145	1409	4,12
F ₂	Fluorine*	-235 s	-229.5 s	-222.9 s	-214.8	-204.3	-188.3	1,5
F ₂ O	Fluorine monoxide*	-211.7	-204.7	-195.9	-184.2	-168.2	-144.9	5
F ₂ OS	Thionyl fluoride			-124 e	-106.5	-81.5	-44.1	5
F ₂ O ₂ Re	Rhenium(VI) dioxydifluoride				89.2	131.9	185 e	26
F ₂ Pb	Lead(II) fluoride				865	1054	1292	4
F ₂ Xe	Xenon difluoride			2.9 s	31.8 s	67.9 s	114 s	1,5
F ₂ Zn	Zinc fluoride	731 s	813 s	911 i	1048 i	1237 i	1503 i	9
F ₃ N	Nitrogen trifluoride*	-201 e	-194 e	-185 e	-172.8	-155.5	-129.2	5
F ₃ OP	Phosphorus(V) oxyfluoride	-124 s	-113 s	-100 s	-83.7 s	-64.1 s	-39.7 s	5
F ₃ P	Phosphorus(III) fluoride*				-152 e	-132.6	-101.4	5
F ₄ MoO	Molybdenum(VI) oxytetrafluoride	-21 s	3 s	33 s	69.3 s	117.3	184.1	26
F ₄ ORe	Rhenium(VI) oxytetrafluoride	5 s	26 s	50.7 s	80.1 s	117.1	171.2	26
F ₄ OW	Tungsten(VI) oxytetrafluoride	2 s	25 s	52.1 s	84.3 s	126.7	185.4	26
F ₄ S	Sulfur tetrafluoride				-110.0	-82.1	-40.3	5
F ₄ Se	Selenium tetrafluoride				13.6	51.6	104.7	5
F ₄ Si	Tetrafluorosilane*	-166 s	-157 s	-145.6 s	-132.3 s	-115.7 s	-94.9 s	4,7
F ₅ Mo	Molybdenum(V) fluoride				86.6	140.3	213 e	26
F ₅ Nb	Niobium(V) fluoride				80	140	224	4
F ₅ ORe	Rhenium(VII) oxypentafluoride	-103 s	-84 s	-59 s	-28 s	13.7 s	72.8	26
F ₅ Os	Osmium(V) fluoride			74.1	113.2	162.3	226 e	26
F ₅ P	Phosphorus(V) fluoride	-157 s	-148 s	-137 s	-124.5 s	-108.6 s	-84.8	5
F ₅ Re	Rhenium(V) fluoride			58.8	99.5	152 e	221 e	26
F ₅ Ta	Tantalum(V) fluoride					119	229	4
F ₆ Ir	Iridium(VI) fluoride	-88 s	-71 s	-51 s	-27 s	3.8 s	53.1	26
F ₆ Mo	Molybdenum(VI) fluoride	-98 s	-82 s	-64 s	-41.2 s	-13.4 s	33.5	26
F ₆ Os	Osmium(VI) fluoride	-89 s	-73 s	-54 s	-30.6 s	-1.7 s	47.4	26
F ₆ Re	Rhenium(VI) fluoride	-97 s	-82 s	-63 s	-40.2 s	-11.9 s	33.4	26
F ₆ S	Sulfur hexafluoride*	-158 s	-147 s	-133.6 s	-116.6 s	-94.4 s	-64.1 s	5
F ₆ Se	Selenium hexafluoride	-143 s	-132 s	-118 s	-100.7 s	-77.8 s	-46.5 s	5
F ₆ Te	Tellurium hexafluoride	-142 s	-130 s	-115 s	-96 s	-71.8 s	-39.1 s	5
F ₆ W	Tungsten(VI) fluoride	-107 s	-92 s	-74 s	-52.1 s	-24.8 s	16.9	26
F ₁₀ S ₂	Sulfur decafluoride					-22.0	28.5	5
Fe	Iron	1455 s	1617	1818	2073	2406	2859	2
Fr	Francium	131 e	181 e	246 e	335 e	465 e	673 e	2
Ga	Gallium	1037	1175	1347	1565	1852	2245	2
Gd	Gadolinium	1563 i	1755 i	1994 i	2300 i	2703 i	3262 i	3
Ge	Germanium	1371	1541	1750	2014	2360	2831	2
HI	Hydrogen iodide*	-146 s	-135.2 s	-120.8 s	-101.9 s	-75.9 s	-35.9	5
HKO	Potassium hydroxide	520 e	601 e	704	842	1035	1325	4
HNO ₃	Nitric acid			-37 e	-9 e	28.4	82.2	5
HN ₃	Hydrazoic acid			-79 e	-54 e	-18.0	35.7	5
HNaO	Sodium hydroxide	513	605	722	874	1080	1377	4
H ₂	Hydrogen*					-258.6	-252.8	1
H ₂ L ₂ Si	Diiodosilane				11.8	70.5	149.4	4
H ₂ O	Water***	-60.7 s	-42.2 s	-20.3 s	7.0	45.8	99.6	36,37
H ₂ O ₂	Hydrogen peroxide			13 e	45 e	89.0	149.8	5
H ₂ O ₄ S	Sulfuric acid	72	103	140	187	248	330	4
H ₂ S	Hydrogen sulfide*		-149 s	-136 s	-118.9 s	-95.9 s	-60.5	1,5
H ₂ S ₂	Hydrogen disulfide				-27 e	12.2	70.7	5

Mol. form.	Name	Temperature in °C for the indicated pressure						Ref.
		1 Pa	10 Pa	100 Pa	1 kPa	10 kPa	100 kPa	
H ₂ Se	Hydrogen selenide	-145 s	-134 s	-120 s	-102.8 s	-78.9 s	-41.5	5
H ₂ Te	Hydrogen telluride					-46.6	-2.3	5
H ₃ ISi	Iodosilane				-47.7	-10.1	45.2	4
H ₃ N	Ammonia*	-139 s	-127 s	-112 s	-94.5 s	-71.3	-33.6	1,5,6
H ₃ NO	Hydroxylamine				43.7	73.3	109.8	4
H ₃ P	Phosphine*	-182 s	-173 s	-161 s	-145 s	-122.7	-88.0	5
H ₄ IN	Ammonium iodide	125 s	159 s	201 s	253 s	318.4 s	405.2 s	5
H ₄ N ₂	Hydrazine				14.7	55.6	113 e	5
H ₄ Si	Silane*			-181	-165.4	-143.7	-111.8	4
He	Helium*					-270.6	-268.9	2
Hf	Hafnium	2416	2681	3004	3406	3921	4603	9
Hg	Mercury**	42.0	76.6	120.0	175.6	250.3	355.9	29,30
HgI ₂	Mercury(II) iodide	85.1 s	115.6 s	152.4 s	197.8 s	255.1 s	353.6	4
Ho	Holmium	1159 s	1311 s	1502 i	1767 i	2137 i	2691 i	3
IK	Potassium iodide			731	866	1052	1322	4
ILi	Lithium iodide	545	619	710	824	972	1170	4
INa	Sodium iodide			753	883	1058	1301	4
IRb	Rubidium iodide			733	866	1045	1302	4
ITl	Thallium(I) iodide				520	644	821	4
I ₂	Iodine (rhombic)	-12.8 s	9.3 s	35.9 s	68.7 s	108 s	184.0	1,2
I ₂ Pb	Lead(II) iodide			470	558	682	869	4
I ₂ Zn	Zinc iodide	301 s	351 s	409 s	488 i	598 i	750 i	9
I ₃ Sb	Antimony(III) iodide				214.9	292.0	401.2	4
I ₄ Sn	Tin(IV) iodide				167.1	242.7	347.7	4
I ₄ Zr	Zirconium(IV) iodide	187 s	220 s	259 s	305 s	361 s	430 s	4
In	Indium	923	1052	1212	1417	1689	2067	2
Ir	Iridium	2440 s	2684	2979	3341	3796	4386	2
K	Potassium	200.2	256.5	328	424	559	756.2	13,30
Kr	Krypton*	-214.0 s	-208.0 s	-199.4 s	-188.9 s	-174.6 s	-153.6	5
La	Lanthanum	1732 i	1935 i	2185 i	2499 i	2905 i	3453 i	3
Li	Lithium	524.3	612.3	722.1	871.2	1064.3	1337.1	13,30
Lu	Lutetium	1633 s	1829.8	2072.8	2380 i	2799 i	3390 i	3
Mg	Magnesium	428 s	500 s	588 s	698	859	1088	2
Mn	Manganese	955 s	1074 s	1220 s	1418	1682	2060	2
Mo	Molybdenum	2469 s	2721	3039	3434	3939	4606	2
MoO ₃	Molybdenum(VI) oxide				801	935	1151	4
NO	Nitric oxide*	-201 s	-195 s	-188 s	-179.3 s	-168.1 s	-151.9	5
N ₂	Nitrogen*	-236 s	-232 s	-226.8 s	-220.2 s	-211.1 s	-195.9	1,5
N ₂ O	Nitrous oxide*	-167 s	-157 s	-145.4 s	-131.1 s	-112.9 s	-88.7	5
N ₂ O ₄	Nitrogen tetroxide	-92 s	-78 s	-61 s	-41.1 s	-16.6 s	28.7	5
N ₂ O ₅	Nitrogen pentoxide	-71 s	-56 s	-40 s	-19.9 s	3.9 s	33.2	5
Na	Sodium	280.6	344.2	424.3	529	673	880.2	13,30
Nb	Niobium	2669	2934	3251	3637	4120	4740	2
Nd	Neodymium	1322.3	1501.2	1725.3	2023 i	2442 i	3063 i	3
Ne	Neon*	-261 s	-260 s	-258 s	-255 s	-252 s	-246.1	2
Ni	Nickel	1510	1677	1881	2137	2468	2911	2
OPb	Lead(II) oxide	724	816	928	1065	1241	1471	4
OSr	Strontium oxide	1789 s	1903 s	2047 s	2235 s	2488 s		4
O ₂	Oxygen*				-211.9	-200.5	-183.1	1,28
O ₂ S	Sulfur dioxide*			-98 s	-80 s	-52.2	-10.3	1,5
O ₂ Se	Selenium dioxide	124.5 s	153.9 s	188 s	228 s	275 s	315 s	38
O ₂ Si	Silicon dioxide	1966 i	2149 i	2368 i				8
O ₃	Ozone*	-189 e	-182 e	-172 e	-158 e	-139.7	-111.5	5
O ₃ P ₂	Phosphorus(III) oxide				47.3	100.3	172.8	4
O ₃ S	Sulfur trioxide				-20 s	6.6 s	44.5	5
O ₃ Sb ₂	Antimony(III) oxide (valentinite)	426.1 s	478 s	539 s	610 s	907	1420	4,35
O ₅ P ₂	Phosphorus(V) oxide	285 s	328 s	377.5 s	434.4 s	500.5 s	591	4
O ₇ Re ₂	Rhenium(VII) oxide	147 s	176 s	208 s	244 s	284 s	362	4
Os	Osmium	2887 s	3150	3478	3875	4365	4983	2

Mol. form.	Name	Temperature in °C for the indicated pressure						Ref.
		1 Pa	10 Pa	100 Pa	1 kPa	10 kPa	100 kPa	
P	Phosphorus (white)	6 s	34 s	69	115	180	276	3,9
P	Phosphorus (red)	182 s	216 s	256 s	303 s	362 s	431 s	2,3
Pb	Lead	705	815	956	1139	1387	1754	2
PbS	Lead(II) sulfide	656 s	741 s	838 s	953 s	1088 s	1280	4
Pd	Palladium	1448 s	1624	1844	2122	2480	2961	2
Po	Polonium				573 e	730.2	963.3	5
Pr	Praseodymium	1497.7	1699.4	1954 i	2298 i	2781 i	3506 i	3
Pt	Platinum	2057	2277 e	2542	2870	3283	3821	2
Pu	Plutonium	1483	1680	1925	2238	2653	3226	2
Ra	Radium	546 s	633 s	764	936	1173	1526	2
Rb	Rubidium	160.4	212.5	278.9	368	496.1	685.3	13,30
Re	Rhenium	3030 s	3341	3736	4227	4854	5681	2
Rh	Rhodium	2015	2223	2476	2790	3132	3724	2
Rn	Radon*	-163 s	-152 s	-139 s	-121.4 s	-97.6 s	-62.3	5
Ru	Ruthenium	2315 s	2538	2814	3151	3572	4115	2
S	Sulfur	102 s	135	176	235	318	444	3
Sb	Antimony	534 s	603 s	738	946	1218	1585	2,3
Sc	Scandium	1372 s	1531 s	1733 i	1993 i	2340 i	2828 i	3
Se	Selenium	227	279	344	431	540	685	3
Si	Silicon	1635	1829	2066	2363	2748	3264	2
Sm	Samarium	728 s	833 s	967 s	1148 i	1402 i	1788 i	3
Sn	Tin	1224	1384	1582	1834	2165	2620	2
Sr	Strontium	523 s	609 s	717 s	866	1072	1373	2
Ta	Tantalum	3024	3324	3684	4122	4666	5361	2
Tb	Terbium	1516.1	1706.1	1928 i	2232 i	2640 i	3218 i	3
Tc	Technetium	2454 e	2725 e	3051 e	3453 e	3961 e	4621 e	2
Te	Tellurium			502 e	615 e	768.8	992.4	5
Th	Thorium	2360	2634	2975	3410	3986	4782	2
Ti	Titanium	1709	1898	2130 e	2419	2791	3285	2
Tl	Thallium	609	704	824	979	1188	1485	2
Tm	Thulium	844 s	962 s	1108 s	1297 s	1548 i	1944 i	3
U	Uranium	2052	2291	2586	2961	3454	4129	2
V	Vanadium	1828 s	2016	2250	2541	2914	3406	2
W	Tungsten	3204 s	3500	3864	4306	4854	5550	2
Xe	Xenon*	-190 s	-181 s	-170 s	-155.8 s	-136.6 s	-108.4	5,32
Y	Yttrium	1610.1	1802.3	2047 i	2354 i	2763 i	3334 i	3
Yb	Ytterbium	463 s	540 s	637 s	774 s	993 i	1192 i	3
Zn	Zinc	337 s	397 s	477	579	717	912 e	2
Zr	Zirconium	2366	2618	2924	3302	3780	4405	2

Substances containing carbon:

C	Carbon (graphite)		2566 s	2775 s	3016 s	3299 s	3635 s	15
CBrClF ₂	Bromochloro-difluoromethane	-136 e	-123 e	-106 e	-83.4	-51.8	-4.3	1
CBrCl ₃	Bromotrichloromethane				-6 e	38.9	104.4	5
CBrF ₃	Bromotrifluoromethane*	-168 e	-156 e	-142 e	-122.8	-96.6	-58.1	5
CBrN	Cyanogen bromide				-13 s	17.7 s	61.0	1
CBr ₂ F ₂	Dibromodifluoromethane		-110 e	-91 e	-66 e	-30 e	22.5	1
CBr ₄	Tetrabromomethane			25.6 s	65.8 s	111.6	188.9	5
CClF ₃	Chlorotrifluoromethane	-176 e	-167 e	-155 e	-139 e	-116 e	-81.7	5
CClN	Cyanogen chloride		-94.6 s	-78.1 s	-57 s	-29 s	13.0	5
CCl ₂ F ₂	Dichlorodifluoromethane*	-150 e	-138 e	-122 e	-101.8	-73.1	-30.0	5
CCl ₂ O	Carbonyl chloride	-127 e	-113 e	-96 e	-73 e	-40.6	7.2	5
CCl ₃ F	Trichlorofluoromethane*		-107 e	-89 e	-63 e	-28.5	23.3	1,5
CCl ₃ NO ₂	Trichloronitromethane		-59 e	-30 e	4.4	47.8	112.0	5
CCl ₄	Tetrachloromethane*	-79.4 s	-70.8 s	-53.5 s	-24.4 s	15.8	76.2	1,5
CFN	Cyanogen fluoride		-135 s	-121.2 s	-104.1 s	-82.8 s	-46.2	1,5
CF ₄	Tetrafluoromethane*	-199.9 s	-193 s	-183.9 s	-171.6	-153.9	-128.3	1,5
CHBrF ₂	Bromodifluoromethane		-128 s	-111.4 s	-89.7 s	-59.7 s	-16 s	5
CHBr ₃	Tribromomethane				30.5	78.3	148.8	1
CHClF ₂	Chlorodifluoromethane*	-152 e	-141 e	-126 e	-107.1	-80.5	-41.1	5
CHCl ₂ F	Dichlorofluoromethane	-76 e	-70 e	-61 e	-49 e	-28.7	8.6	1

Mol. form.	Name	Temperature in °C for the indicated pressure						Ref.
		1 Pa	10 Pa	100 Pa	1 kPa	10 kPa	100 kPa	
CHCl ₃	Trichloromethane*			-61 e	-34 e	4.3	60.8	1
CHF ₃	Trifluoromethane*			-152 e	-136 e	-114.4	-82.3	1
CHI ₃	Triiodomethane	51.1 s	82.7 s	121 e			218.0	5
CHN	Hydrogen cyanide*			-77 s	-52.6 s	-22.7 s	25.4	1,5
CHNO	Cyanic acid			-81.1	-56.8	-23.9	23 e	5
CH ₂ BrCl	Bromochloromethane	-83 e	-69 e	-50 e	-25 e	11.4	67.7	1
CH ₂ Br ₂	Dibromomethane			-37 e	-7 e	35.2	96.5	5
CH ₂ ClF	Chlorofluoromethane		-124 e	-108 e	-86.2	-55.7	-9.4	5
CH ₂ Cl ₂	Dichloromethane*		-92 e	-73 e	-48 e	-12.5	39.3	1
CH ₂ F ₂	Difluoromethane*	-156.7	-145.8	-131.9	-113.6	-88.6	-51.9	1
CH ₂ I ₂	Diiodomethane			17 e	55 e	106.1	181.6	5
CH ₂ O	Formaldehyde*				-91 e	-61.7	-19.3	1
CH ₂ O ₂	Formic acid	-56 s	-40.4 s	-22.3 s	-0.8 s	37.0	100.2	1,5
CH ₃ AsF ₂	Methyldifluoroarsine				-15 e	22.1	76.1	5
CH ₃ BO	Borane carbonyl				-124	-99	-64	4
CH ₃ Br	Bromomethane				-77 e	-44.3	3.3	1
CH ₃ Cl	Chloromethane*	-140.2 s	-128.6 s	-114.7 s	-96 e	-67.1	-24.4	1,33
CH ₃ Cl ₃ Si	Methyltrichlorosilane		-83 e	-61 e	-33 e	7 e	65.7	1
CH ₃ F	Fluoromethane*				-130 e	-111 e	-78.6	1
CH ₃ I	Iodomethane				-49 e	-12.4	42.1	1
CH ₃ NO	Formamide		22 e	53 e	93 e	145.0	218 e	5
CH ₃ NO ₂	Nitromethane				-2 e	40 e	100.8	1
CH ₃ NO ₃	Methyl nitrate		-75 e	-55 e	-27 e	9.8	63 e	5
CH ₄	Methane*	-220 s	-214.2 s	-206.8 s	-197 s	-183.6 s	-161.7	5,41
CH ₄ Cl ₂ Si	Dichloromethylsilane			-77 e	-51 e	-14 e	40.5	1
CH ₄ O	Methanol*	-87 e	-69 e	-47.5	-20.4	15.2	64.2	11
CH ₄ S	Methanethiol		-115 e	-97 e	-74 e	-41.7	5.7	1
CH ₅ ClSi	Chloromethylsilane	-129 e	-115 e	-97.9	-74.4	-41.5	8.3	5
CH ₅ N	Methylamine				-76.7	-48.1	-6.6	1
CH ₆ N ₂	Methylhydrazine			-31 e	-4.7	32.9	91 e	1
CH ₆ OSi	Methyl silyl ether				-90.2	-61.8	-18 e	1
CH ₆ Si	Methylsilane			-144 e	-124.6	-97.5	-57.5	5
CIN	Cyanogen iodide						153.8	5
CNNa	Sodium cyanide		672 e	798	961	1182	1497	4
CN ₄ O ₈	Tetranitromethane				18.0	61.8	124 e	5
CO	Carbon monoxide*			-223 s	-216.5 s	-207.2 s	-191.7	40
COS	Carbon oxysulfide*			-136 e	-117 e	-90.0	-50.4	1
COSe	Carbon oxyselenide			-120	-98	-67	-22	4
CO ₂	Carbon dioxide*	-159.1 s	-148.9 s	-136.7 s	-121.6 s	-103.1 s	-78.6 s	5
CS ₂	Carbon disulfide		-96 e	-76 e	-49 e	-10.9	45.9	1
CSe ₂	Carbon diselenide			-24 e	9.4	56.2	127 e	1
C ₂ Br ₂ ClF ₃	1,2-Dibromo-1-chloro-1,2,2-trifluoroethane						92.3	5
C ₂ Br ₂ F ₄	1,2-Dibromotetrafluoroethane		-97 e	-75 e	-46 e	-7.2	47.1	5
C ₂ Br ₄	Tetrabromoethylene		-54.5 s	-31.7 s	-3.5 s	32.2 s	226.0	5
C ₂ ClF ₃	Chlorotrifluoroethylene	-146 e	-134 e	-119 e	-99 e	-71 e	-28.4	1
C ₂ ClF ₅	Chloropentafluoroethane					-80.3	-39.4	1
C ₂ Cl ₂ F ₄	1,1-Dichlorotetrafluoroethane					-45.4	2.7	5
C ₂ Cl ₂ F ₄	1,2-Dichlorotetrafluoroethane				-76.8	-44.9	3.2	5
C ₂ Cl ₃ F ₃	1,1,1-Trichlorotrifluoroethane						45.6	1,5
C ₂ Cl ₃ F ₃	1,1,2-Trichlorotrifluoroethane					-8.2	47.3	1,5
C ₂ Cl ₃ N	Trichloroacetonitrile				-16 e	25.3	85.1	1
C ₂ Cl ₄	Tetrachloroethylene			-22 e	10 e	54.4	120.7	1
C ₂ Cl ₄ F ₂	1,1,1,2-Tetrachloro-2,2-difluoroethane				-7 e	31.0	91.1	5
C ₂ Cl ₄ F ₂	1,1,2,2-Tetrachloro-1,2-difluoroethane					32.3	92.5	1
C ₂ Cl ₄ O	Trichloroacetyl chloride			-25 e	7 e	51.7	117.8	1,5
C ₂ Cl ₆	Hexachloroethane	-7.6 s	9.9 s	33.6 s	67.7 s	116.9 s	184.2 s	5
C ₂ F ₃ N	Trifluoroacetonitrile				-126.1	-102.5	-67.8	1
C ₂ F ₄	Tetrafluoroethylene				-132.3	-109.7	-75.8	1
C ₂ F ₄ N ₂ O ₄	1,1,2,2-Tetrafluoro-1,2-dinitroethane				-30 e	6.4	59.5	5

Mol. form.	Name	Temperature in °C for the indicated pressure					Ref.	
		1 Pa	10 Pa	100 Pa	1 kPa	10 kPa		100 kPa
C ₂ F ₆	Hexafluoroethane**			-155.2 s	-137.5 s	-113.4 s	-78.4 s	1,5
C ₂ HBrClF ₃	2-Bromo-2-chloro-1,1,1-trifluoroethane				-41.4	-4.8	49.8	1
C ₂ HBr ₃ O	Tribromoacetaldehyde			15.0	52.7	103.0	173.5	5
C ₂ HClF ₄	1-Chloro-1,1,2,2-tetrafluoroethane			-110 e	-87.6	-57.0	-12.1	5
C ₂ HCl ₂ F ₃	2,2-Dichloro-1,1,1-trifluoroethane		-101.0	-82.2	-57.4	-23.3	26.7	18
C ₂ HCl ₃	Trichloroethylene	-74 e	-59 e	-39 e	-12 e	26.7	86.8	1
C ₂ HCl ₃ O	Trichloroacetaldehyde			-41.6	-9.8	33.8	97.4	5
C ₂ HCl ₃ O ₂	Trichloroacetic acid				83.8	130.0	197.2	1,5
C ₂ HCl ₅	Pentachloroethane		-23 e	3 e	37.4	86.0	159.4	1
C ₂ HF ₃ O ₂	Trifluoroacetic acid				16.8	71.4	159.4	1,5
C ₂ HF ₅ O	Trifluoromethyl difluoromethyl ether	-147 e	-136 e	-121 e	-102 e	-75.0	-35.4	20
C ₂ H ₂	Acetylene*			-146.6 s	-130.7 s	-110.6 s	-84.8 s	5
C ₂ H ₂ Br ₂	<i>cis</i> -1,2-Dibromoethylene		-45 e	-21 e	10 e	52.2	114.8	1
C ₂ H ₂ Br ₂	<i>trans</i> -1,2-Dibromoethylene				-4 e	42.2	107.4	5
C ₂ H ₂ Br ₂ Cl ₂	1,2-Dibromo-1,1-dichloroethane					103.6	177.8	5
C ₂ H ₂ Br ₂ Cl ₂	1,2-Dibromo-1,2-dichloroethane		-11 e	22 e	64.1	119 e	193 e	5
C ₂ H ₂ Br ₄	1,1,2,2-Tetrabromoethane	14 e	38 e	69 e	109 e	163.7	242.9	5
C ₂ H ₂ Cl ₂	1,1-Dichloroethylene	-116 e	-101 e	-82 e	-57 e	-21.4	31.2	1
C ₂ H ₂ Cl ₂	<i>cis</i> -1,2-Dichloroethylene			-62 e	-34 e	3.8	60.3	1
C ₂ H ₂ Cl ₂	<i>trans</i> -1,2-Dichloroethylene				-44 e	-7.5	47.3	1
C ₂ H ₂ Cl ₂ F ₂	1,2-Dichloro-1,1-difluoroethane	-101 e	-87 e	-68 e	-42.2	-6.8	46.3	5
C ₂ H ₂ Cl ₂ O	Chloroacetyl chloride			-23.7	5.6	46.1	105.6	5
C ₂ H ₂ Cl ₄	1,1,1,2-Tetrachloroethane	-58 e	-40 e	-15 e	17 e	62.2	129.7	1
C ₂ H ₂ Cl ₄	1,1,2,2-Tetrachloroethane		-22 e	1 e	32.4	76.9	144.7	1
C ₂ H ₂ F ₄	1,1,1,2-Tetrafluoroethane				-94.3	-66.8	-26.4	17
C ₂ H ₂ F ₄	1,1,2,2-Tetrafluoroethane				-96.0	-66.9	-23.3	5
C ₂ H ₂ O	Ketene		-151 e	-135 e	-115 e	-88.2	-50.0	1
C ₂ H ₃ Br	Bromoethylene	-124 e	-110 e	-92 e	-68 e	-34.5	15.4	5
C ₂ H ₃ BrO	Acetyl bromide	-78 e	-65 e	-49 e	-25 e	13.9	84 e	5
C ₂ H ₃ Br ₃	1,1,2-Tribromoethane	-18 e	4 e	32 e	68 e	117.1	188.4	5
C ₂ H ₃ Cl	Chloroethylene	-139 e	-127 e	-110 e	-89 e	-59.0	-14.1	1
C ₂ H ₃ ClF ₂	1-Chloro-1,1-difluoroethane		-123 e	-107 e	-85.3	-55.4	-10.5	5
C ₂ H ₃ ClO	Acetyl chloride	-100 e	-85 e	-66 e	-40 e	-3.6	50.4	1
C ₂ H ₃ ClO ₂	Chloroacetic acid				78.4	123.9	188.9	1
C ₂ H ₃ Cl ₂ F	1,1-Dichloro-1-fluoroethane		-101 e	-83 e	-57.9	-22.7	31.4	5
C ₂ H ₃ Cl ₂ F	1,2-Dichloro-1-fluoroethane			-50 e	-23.8	14.1	73.4	5
C ₂ H ₃ Cl ₃	1,1,1-Trichloroethane				-25.3	14.2	73.7	5
C ₂ H ₃ Cl ₃	1,1,2-Trichloroethane			-23 e	7 e	49.9	113.4	1
C ₂ H ₃ F	Fluoroethylene			-153.3	-135.2	-109.9	-72.2	5
C ₂ H ₃ FO	Acetyl fluoride					-64.1	17.0	5
C ₂ H ₃ F ₃	1,1,1-Trifluoroethane				-113 e	-86.6	-47.8	1
C ₂ H ₃ F ₃ O	2,2,2-Trifluoroethanol			-33 e	-8 e	26.0	74 e	5
C ₂ H ₃ I	Iodoethylene				-41 e	-3 e	55.6	5
C ₂ H ₃ IO	Acetyl iodide				-0.6	47 e	107.0	5
C ₂ H ₃ N	Acetonitrile				-20 e	21.4	81.2	1
C ₂ H ₃ NO	Methylisocyanate				-43.5	-10.2	38.8	1
C ₂ H ₃ NS	Methyl thiocyanate			-18.4	16.2	63.5	132.5	5
C ₂ H ₄	Ethylene*				-155.6	-135.1	-104.0	1,10
C ₂ H ₄ BrCl	1-Bromo-2-chloroethane					41.7	105.7	6
C ₂ H ₄ Br ₂	1,1-Dibromoethane		-49 e	-26 e	5 e	46.4	107.6	5
C ₂ H ₄ Br ₂	1,2-Dibromoethane				18 e	62.2	130.9	1
C ₂ H ₄ ClF	1-Chloro-1-fluoroethane				-69.9	-36.1	15.8	5
C ₂ H ₄ Cl ₂	1,1-Dichloroethane		-84 e	-64 e	-36.7	1.0	56.9	1
C ₂ H ₄ Cl ₂	1,2-Dichloroethane				-16.4	23.7	83.1	1
C ₂ H ₄ F ₂	1,1-Difluoroethane			-115.2	-94.6	-66.1	-24.3	19
C ₂ H ₄ N ₂ O ₆	Ethylene glycol dinitrate	4 e	25.6	51.0	81 e	117 e	162 e	5
C ₂ H ₄ O	Acetaldehyde		-105 e	-87 e	-62.8	-29.4	20.0	5
C ₂ H ₄ O	Ethylene oxide		-111 e	-93 e	-70 e	-37.0	10.2	1
C ₂ H ₄ O ₂	Acetic acid	-42.8 s	-26.7 s	-8 s	14.2 s	55.9	117.5	1,5
C ₂ H ₄ O ₂	Methyl formate		-95 e	-76 e	-51.8	-18.1	31.4	5

Mol. form.	Name	Temperature in °C for the indicated pressure						Ref.
		1 Pa	10 Pa	100 Pa	1 kPa	10 kPa	100 kPa	
C ₂ H ₄ O ₃	Peroxyacetic acid				14.4	55.3	109.7	5
C ₂ H ₄ O ₃	Glycolic acid						99.9	5
C ₂ H ₅ AsF ₂	Ethylidifluoroarsine			-36 e	-6.0	35.0	93.1	5
C ₂ H ₅ Br	Bromoethane	-111 e	-96 e	-77 e	-51.3	-15.5	38.0	5
C ₂ H ₅ Cl	Chloroethane	-126 e	-112 e	-94 e	-70 e	-37.0	12.0	1
C ₂ H ₅ ClO	2-Chloroethanol	-61 e	-39 e	-12 e	23 e	67.1	127.3	5
C ₂ H ₅ ClO	Chloromethyl methyl ether	-96 e	-80 e	-59 e	-32 e	6 e	61 e	5
C ₂ H ₅ Cl ₃ OSi	Trichloroethoxysilane	-78 e	-60 e	-36.0	-4.6	38.7	102.0	5
C ₂ H ₅ Cl ₃ Si	Trichloroethylsilane	-79 e	-61 e	-38 e	-8 e	34.9	98.7	5
C ₂ H ₅ F	Fluoroethane		-142 e	-127 e	-106.3	-78.7	-37.9	1
C ₂ H ₅ FO	2-Fluoroethanol			-22 e	8.3	47.5	99 e	5
C ₂ H ₅ I	Iodoethane	-94 e	-78 e	-56 e	-27.9	11.9	71.9	5
C ₂ H ₅ N	Ethyleneimine		-74 e	-55 e	-30 e	4.1	55 e	5
C ₂ H ₅ NO	Acetamide	16.7 s	39.1 s	65.2 s	102.8	150.8	218.2	5
C ₂ H ₅ NO	<i>N</i> -Methylformamide		13 e	41 e	78 e	127.9	199.1	1
C ₂ H ₅ NO ₂	Nitroethane	-61 e	-44 e	-21 e	8.3	50.1	113.5	5
C ₂ H ₅ NO ₃	Ethyl nitrate	-81 e	-63 e	-41 e	-12 e	28.2	87 e	1
C ₂ H ₆	Ethane*	-183.3 s	-173.2	-161.3	-145.3	-122.8	-88.8	41
C ₂ H ₆ Cl ₂ Si	Dichlorodimethylsilane					11.1	70.1	5
C ₂ H ₆ Hg	Dimethyl mercury				-13.5	29.0	92.1	5
C ₂ H ₆ N ₂ O	<i>N</i> -Nitrosodimethylamine				30.7	80.5	149.8	5
C ₂ H ₆ O	Ethanol	-73 e	-56 e	-34 e	-7 e	29.2	78.0	1,5
C ₂ H ₆ O	Dimethyl ether*		-135 e	-118 e	-96.8	-67.6	-25.1	1,5
C ₂ H ₆ OS	Dimethyl sulfoxide			27.4	65.0	115.9	188.6	1
C ₂ H ₆ O ₂	Ethylene glycol	2 e	24 e	51.1	86.1	132.5	196.9	1
C ₂ H ₆ O ₂	Ethyl hydroperoxide	-70 e	-49 e	-25 e	6.8	47.0	101 e	5
C ₂ H ₆ O ₂ S	Dimethyl sulfone				109 e	166.8	248.9	5
C ₂ H ₆ S	Ethaneithiol	-112 e	-97 e	-78 e	-53 e	-18 e	34.7	1
C ₂ H ₆ S	Dimethyl sulfide		-96 e	-77 e	-51.2	-16.0	37.0	1,5
C ₂ H ₆ S ₂	Dimethyl disulfide	-71 e	-53 e	-29 e	1.7	45.0	109.3	5
C ₂ H ₇ BO ₂	Dimethoxyborane	-116 e	-101.9	-83.5	-59.2	-25.4	25 e	5
C ₂ H ₇ N	Ethylamine			-71 e	-53 e	-27 e	16.4	1
C ₂ H ₇ N	Dimethylamine			-88 e	-66.9	-37.2	6.6	1
C ₂ H ₇ NO	Ethanolamine		11 e	35 e	66.2	109.0	170.6	1
C ₂ H ₈ N ₂	1,2-Ethanediamine				17.0	57.5	116.6	1,5
C ₂ H ₈ N ₂	1,1-Dimethylhydrazine			-52 e	-25.6	10.5	63 e	5
C ₂ H ₈ N ₂	1,2-Dimethylhydrazine		-49 e	-33 e	-9 e	26.4	88 e	1
C ₂ N ₂	Cyanogen	-127 s	-114.1 s	-98.5 s	-79.2 s	-54.9 s	-21.4	5
C ₃ ClF ₅ O	Chloropentafluoroacetone	-122 e	-109 e	-93 e	-71 e	-39.4	7.4	5
C ₃ Cl ₆	Hexachloropropene	-12 e	11 e	40 e	79 e	132.8	213.6	5
C ₃ F ₆	Perfluoropropene	-150 e	-138 e	-122 e	-101 e	-72 e	-30.6	5
C ₃ F ₆ O	Perfluoroacetone			-113 e	-94 e	-67.8	-27.6	5
C ₃ F ₈	Perfluoropropane		-139 e	-124 e	-105 e	-77.5	-37.0	1
C ₃ HN	Cyanoacetylene			-58.7 s	-35.6 s	-7 s	42.0	5
C ₃ H ₂ F ₆ O	1,1,1,3,3,3-Hexafluoro-2-propanol					12.7	57.1	5
C ₃ H ₃ F ₅	1,1,1,2,2-Pentafluoropropane					-60 e	-17.9	5
C ₃ H ₃ N	2-Propenenitrile		-72 e	-50 e	-22 e	17.7	77.0	1
C ₃ H ₃ NS	Thiazole					54.4	117.8	5
C ₃ H ₄	Allene*		-129 e	-118 e	-101.4	-76.7	-34.7	5
C ₃ H ₄	Propyne				-94 e	-65.3	-23.2	1
C ₃ H ₄ ClF ₃	3-Chloro-1,1,1-trifluoropropane	-102 e	-87 e	-68 e	-43 e	-8 e	45.3	5
C ₃ H ₄ Cl ₂ O	1,1-Dichloroacetone				1 e	47.8	118.0	5
C ₃ H ₄ Cl ₂ O ₂	Methyl dichloroacetate	-44 e	-25 e	0 e	33 e	77.7	142.3	5
C ₃ H ₄ Cl ₄	1,1,1,2-Tetrachloropropane	-48 e	-28 e	-2 e	32 e	79.1	149.5	5
C ₃ H ₄ F ₄ O	2,2,3,3-Tetrafluoro-1-propanol			-10 e	17 e	53.9	107.2	5
C ₃ H ₄ O	Acrolein		-87 e	-67 e	-40 e	-3.0	52.8	1
C ₃ H ₄ O ₂	Propenoic acid				35 e	78.0	140.7	1
C ₃ H ₄ O ₂	Vinyl formate			-58 e	-34 e	-1.6	46.2	1
C ₃ H ₄ O ₂	2-Oxetanone		-21 e	8 e	45.5	93.8	159.3	5
C ₃ H ₄ O ₃	Ethylene carbonate	12.7 s	37 e				247	5

Mol. form.	Name	Temperature in °C for the indicated pressure						Ref.
		1 Pa	10 Pa	100 Pa	1 kPa	10 kPa	100 kPa	
C ₃ H ₅ Br	<i>cis</i> -1-Bromopropene	-100 e	-84 e	-64 e	-37 e	1.0	57.4	5
C ₃ H ₅ Br	2-Bromopropene	-112 e	-95 e	-75 e	-47 e	-9 e	48.0	5
C ₃ H ₅ Br	3-Bromopropene	-98 e	-80 e	-58 e	-28 e	12 e	69.6	5
C ₃ H ₅ Cl	<i>cis</i> -1-Chloropropene	-114 e	-100 e	-81 e	-55 e	-20.1	32.4	5
C ₃ H ₅ Cl	<i>trans</i> -1-Chloropropene		-97 e	-77 e	-52 e	-16.2	37.0	5
C ₃ H ₅ Cl	2-Chloropropene	-120 e	-106 e	-87 e	-63 e	-28.7	22.3	5
C ₃ H ₅ Cl	3-Chloropropene	-107 e	-92 e	-72.4	-46.3	-9.8	44.6	5
C ₃ H ₅ ClO	Epichlorohydrin			-21 e	11 e	53.8	115.5	5
C ₃ H ₅ ClO ₂	Methyl chloroacetate		-28 e	-5 e	25 e	66.9	129.1	5
C ₃ H ₅ Cl ₃	1,1,3-Trichloropropane	-51 e	-31 e	-5 e	28 e	75.3	145.1	5
C ₃ H ₅ Cl ₃	1,2,3-Trichloropropane			2 e	37 e	84.9	156.3	5
C ₃ H ₅ Cl ₃ Si	Trichloro-2-propenylsilane					53.0	116.5	5
C ₃ H ₅ I	3-Iodopropene	-80 e	-62 e	-39 e	-8 e	36 e	101.5	5
C ₃ H ₅ N	Propanenitrile	-69.4	-55.3	-36.0	-7.9	35.2	97.4	1,5
C ₃ H ₅ NO	Acrylamide			109.6	161 e			5
C ₃ H ₅ NO	3-Hydroxypropanenitrile	-11 e	18 e	53 e	96.1	150.3	220.8	5
C ₃ H ₅ NS	Ethyl thiocyanate	-39 e	-20 e	4 e	35 e	79.1	143.4	5
C ₃ H ₅ NS	Ethyl isothiocyanate				17.4	66 e	136 e	5
C ₃ H ₅ N ₃ O ₉	Trinitroglycerol	48.6	75.7	118 e	191 e	353 e	1007 e	5
C ₃ H ₆	Propene*	-160.6	-149.0	-134.3	-114.9	-88.2	-47.9	1,5
C ₃ H ₆	Cyclopropane			-124 e	-104 e	-75.7	-33.1	1
C ₃ H ₆ BrCl	1-Bromo-3-chloropropane	-51 e	-31 e	-6 e	28 e	74.1	142.9	5
C ₃ H ₆ Br ₂	1,2-Dibromopropane	-46 e	-26 e	-2 e	31 e	75.3	139.5	5
C ₃ H ₆ Br ₂	1,3-Dibromopropane	-30 e	-9 e	17 e	52 e	98.7	166.8	5
C ₃ H ₆ Cl ₂	1,1-Dichloropropane				-14 e	27.0	87.7	5
C ₃ H ₆ Cl ₂	1,2-Dichloropropane	-78 e	-61 e	-38.1	-8.1	33.7	95.9	5
C ₃ H ₆ Cl ₂	1,3-Dichloropropane	-65 e	-46 e	-22 e	10 e	54.0	119.9	5
C ₃ H ₆ Cl ₂	2,2-Dichloropropane				-28 e	10.8	68.9	5
C ₃ H ₆ Cl ₂ O	1,3-Dichloro-2-propanol			21.8	59.0	107.6	173.9	5
C ₃ H ₆ N ₂ O ₄	1,1-Dinitropropane	-9 e	12 e	39 e	73.2	120 e	187 e	5
C ₃ H ₆ O	Allyl alcohol	-63 e	-48 e	-21.9	6.8	44.5	96.2	5
C ₃ H ₆ O	Methyl vinyl ether			-114 e	-89 e	-52.7	4.6	1
C ₃ H ₆ O	Propanal			-69 e	-42 e	-6 e	47.7	1
C ₃ H ₆ O	Acetone	-95	-81.8	-62.8	-35.6	1.3	55.7	1,5
C ₃ H ₆ O	Methyloxirane	-109 e	-95 e	-76 e	-51.5	-17.2	33.9	5
C ₃ H ₆ O ₂	Propanoic acid			0 e	35.1	79.9	140.8	1,5
C ₃ H ₆ O ₂	Ethyl formate		-80 e	-61 e	-35 e	1 e	54.0	1
C ₃ H ₆ O ₂	Methyl acetate	-95 e	-79 e	-59 e	-33 e	3.3	56.6	1
C ₃ H ₆ O ₂	1,3-Dioxolane		-72 e	-50 e	-22 e	17.0	75.3	1
C ₃ H ₆ O ₃	1,3,5-Trioxane					53 e	113.7	1
C ₃ H ₆ S	Thietane		-62 e	-40 e	-9 e	32.5	94.5	5
C ₃ H ₇ Br	1-Bromopropane	-95 e	-78 e	-57 e	-28 e	11.6	70.6	1
C ₃ H ₇ Br	2-Bromopropane		-84 e	-65 e	-39.6	-1.7	59.1	1,5
C ₃ H ₇ Cl	1-Chloropropane	-106 e	-90 e	-71 e	-44.5	-8.1	46.2	1
C ₃ H ₇ Cl	2-Chloropropane		-91 e	-74 e	-51.1	-17.8	35.4	1,5
C ₃ H ₇ ClO	2-Chloro-1-propanol				23 e	63.8	125.7	5
C ₃ H ₇ F	1-Fluoropropane	-133 e	-120 e	-103 e	-80.7	-49.4	-2.8	5
C ₃ H ₇ I	1-Iodopropane	-78 e	-60 e	-37 e	-6 e	36.9	102.0	5
C ₃ H ₇ I	2-Iodopropane	-89 e	-71 e	-47 e	-16.3	26.5	89.2	5
C ₃ H ₇ N	Allylamine		-88 e	-65 e	-37 e	0.4	52 e	5
C ₃ H ₇ NO	<i>N,N</i> -Dimethylformamide	-39 e	-20 e	5 e	38.0	83.9	152.6	1
C ₃ H ₇ NO	<i>N</i> -Methylacetamide	-13.3 s	13 s	43 e	83.8	136.1	206.3	5
C ₃ H ₇ NO ₂	1-Nitropropane	-56 e	-37 e	-13 e	20 e	64.8	130.8	1
C ₃ H ₇ NO ₂	2-Nitropropane		-48 e	-22 e	10.7	55.6	119.8	1
C ₃ H ₇ NO ₃	Propyl nitrate			-23.9	6.1	48.1	111 e	5
C ₃ H ₈	Propane*	-156.9	-145.6	-130.9	-111.4	-83.8	-42.3	1,41
C ₃ H ₈ O	1-Propanol	-54 e	-38 e	-16 e	10 e	47 e	96.9	1,5
C ₃ H ₈ O	2-Propanol	-65 e	-49 e	-28 e	-1.3	33.6	82.0	1,5
C ₃ H ₈ O	Ethyl methyl ether	-98 e	-89 e	-77 e	-60 e	-34.8	7.0	5
C ₃ H ₈ O ₂	1,2-Propylene glycol	-11 e	13 e	42 e	78 e	125.0	187.2	5

Mol. form.	Name	Temperature in °C for the indicated pressure						Ref.
		1 Pa	10 Pa	100 Pa	1 kPa	10 kPa	100 kPa	
C ₃ H ₈ O ₂	1,3-Propylene glycol	4 e	30 e	62 e	101 e	149.9	214.0	5
C ₃ H ₈ O ₂	Ethylene glycol monomethyl ether	-57 e	-37 e	-12 e	21 e	63.8	124.3	1
C ₃ H ₈ O ₂	Dimethoxymethane	-93 e	-81 e	-64 e	-42 e	-9.3	41.7	5
C ₃ H ₈ O ₃	Glycerol	96 e	113 e	136 e	168 e	213.4	287 e	1
C ₃ H ₈ S	1-Propanethiol	-94 e	-78 e	-57 e	-29.1	9.6	67.4	1,5
C ₃ H ₈ S	2-Propanethiol	-102 e	-87 e	-67 e	-41 e	-3 e	52.2	1
C ₃ H ₈ S	Ethyl methyl sulfide	-94 e	-78 e	-57 e	-29.7	8.8	66.3	1
C ₃ H ₈ S ₂	1,3-Propanedithiol	-53 e	-28 e	3 e	43 e	97 e	172.4	5
C ₃ H ₉ As	Trimethylarsine			-74 e	-45 e	-5.4	52.0	5
C ₃ H ₉ BO ₃	Trimethyl borate				-14 e	15.6	67.9	5
C ₃ H ₉ BS	Methyl dimethylthioborane			-62 e	-30.4	11.4	70.7	5
C ₃ H ₉ ClSi	Trimethylchlorosilane				-37.8	0.4	57.3	5
C ₃ H ₉ N	Propylamine		-81 e	-63 e	-38.3	-4.1	46.9	1,5
C ₃ H ₉ N	Isopropylamine		-91 e	-74 e	-50.4	-17.6	31.5	1,5
C ₃ H ₉ N	Trimethylamine		-114 e	-97 e	-75.0	-43.8	2.6	1,5
C ₃ H ₉ NO	1-Amino-2-propanol			18 e	53.2	98.2	157.9	5
C ₃ H ₉ O ₄ P	Trimethyl phosphate	-31 e	-7 e	23.6	62.8	116.0	192.0	5
C ₃ H ₉ P	Trimethylphosphine			-81 e	-53 e	-15.0	37.1	5
C ₃ H ₉ Sb	Trimethylstibine			-56 e	-23.8	19 e	80 e	5
C ₃ H ₁₀ N ₂	1,2-Propanediamine		-35.4	-12.0	18.8	61 e	119 e	5
C ₃ N ₂ O	Carbonyl dicyanide				-21.7	15.3	65.2	5
C ₄ Cl ₆	Hexachloro-1,3-butadiene	-1 e	22 e	50 e	86.7	137.0	209.7	5
C ₄ F ₆ O ₃	Trifluoroacetic acid anhydride			-63 e	-39 e	-7.1	38.8	5
C ₄ F ₈	Perfluorocyclobutane						-6.2	1
C ₄ F ₁₀	Perfluorobutane		-122 e	-105 e	-82 e	-49.8	-2.5	1,5
C ₄ H ₂ Cl ₂ O ₂	<i>trans</i> -2-Butenediyl dichloride			8.0	45.6	94.3	159.8	5
C ₄ H ₂ Cl ₂ S	2,5-Dichlorothiophene			-20 e	22 e	81.4	171 e	5
C ₄ H ₂ O ₃	Maleic anhydride				73.7	127.9	201.7	5
C ₄ H ₃ ClS	2-Chlorothiophene		-62 e	-35 e	2 e	51.8	123 e	5
C ₄ H ₃ IS	2-Iodothiophene			-25 e	23 e	94.9	181.0	5
C ₄ H ₄	1-Buten-3-yne			-96.1	-73.4	-41.8	4.9	5
C ₄ H ₄ N ₂	Succinonitrile	24.8 s					266.0	5
C ₄ H ₄ O	Furan			-78 e	-54 e	-20 e	31.0	1
C ₄ H ₄ O ₂	Diketene				19.3	63.3	126 e	5
C ₄ H ₄ O ₃	Succinic anhydride				121 e	180.8	260.8	5
C ₄ H ₄ O ₄	Fumaric acid	123.9 s	150 s	180 s				5
C ₄ H ₄ S	Thiophene				-17 e	23.7	83.7	5
C ₄ H ₅ Cl	2-Chloro-1,3-butadiene	-113 e	-95 e	-71 e	-41 e	0.3	59.0	5
C ₄ H ₅ ClO	2-Methyl-2-propenoyl chloride		-57 e	-35 e	-5 e	36.4	98.2	5
C ₄ H ₅ Cl ₃ O ₂	Ethyl trichloroacetate			15.3	51.9	100.1	166.6	5
C ₄ H ₅ N	3-Butenenitrile	-67 e	-48 e	-23.1	9.3	53.7	118.4	5
C ₄ H ₅ N	Methylacrylonitrile				-12 e	29.0	89.8	5
C ₄ H ₅ N	Pyrrole			-8 e	24 e	66.7	129.4	1
C ₄ H ₅ NO ₂	Methyl cyanoacetate	-3 e	19 e	48 e	84 e	134.0	204.6	5
C ₄ H ₅ NS	Allyl isothiocyanate	-45 e	-27 e	-3 e	32.1	89 e	198 e	5
C ₄ H ₅ NS	4-Methylthiazole						67.0	5
C ₄ H ₆	1,2-Butadiene	-132 e	-117 e	-98 e	-72.8	-38.9	10.5	5
C ₄ H ₆	1,3-Butadiene*			-106 e	-83 e	-51.9	-4.7	1
C ₄ H ₆	1-Butyne	-125 e	-111 e	-94 e	-71.2	-39.4	7.8	1
C ₄ H ₆	2-Butyne		-89.2 s	-73.8 s	-53.5 s	-23.9	26.6	5
C ₄ H ₆ Cl ₂ O ₂	Ethyl dichloroacetate			2.6	40.1	89.1	156.3	5
C ₄ H ₆ O	Divinyl ether		-99 e	-80 e	-56 e	-22.1	28.0	5
C ₄ H ₆ O	<i>trans</i> -2-Butenal	-74 e	-56 e	-33 e	-3 e	39.7	102.4	5
C ₄ H ₆ O	3-Buten-2-one					21 e	81.0	5
C ₄ H ₆ O	Cyclobutanone			-34 e	-4 e	37.1	97 e	5
C ₄ H ₆ O ₂	<i>cis</i> -Crotonic acid			30 e	63 e	106.7	168.9	5
C ₄ H ₆ O ₂	<i>trans</i> -Crotonic acid				74 e	120.8	184.9	5
C ₄ H ₆ O ₂	3-Butenoic acid	-19 e	2 e	27 e	61 e	105.6	168.6	5
C ₄ H ₆ O ₂	Methacrylic acid			22 e	56 e	99.9	161.5	5
C ₄ H ₆ O ₂	Vinyl acetate	-88 e	-71 e	-50 e	-22 e	16.2	72.2	1

Mol. form.	Name	Temperature in °C for the indicated pressure						Ref.
		1 Pa	10 Pa	100 Pa	1 kPa	10 kPa	100 kPa	
C ₄ H ₆ O ₂	Methyl acrylate		-71 e	-48 e	-18 e	22 e	79.9	5
C ₄ H ₆ O ₂	2,3-Butanedione					30.7	84.8	5
C ₄ H ₆ O ₂	gamma-Butyrolactone		-17 e	24 e	72 e	130.2	203 e	5
C ₄ H ₆ O ₃	Acetic anhydride	-44 e	-25 e	-1 e	31 e	75.1	139.7	1
C ₄ H ₆ O ₃	Propylene carbonate	-40 e	-5 e	43 e	112 e	220 e	410 e	5
C ₄ H ₆ O ₄	Dimethyl oxalate				50.5	98.1	163.0	5
C ₄ H ₇ Br	<i>trans</i> -1-Bromo-1-butene	-87 e	-68 e	-43.3	-11.4	31.9	94.4	5
C ₄ H ₇ Br	2-Bromo-1-butene	-87 e	-70 e	-48 e	-20 e	20.7	80.6	5
C ₄ H ₇ Br	<i>cis</i> -2-Bromo-2-butene	-90 e	-72 e	-49.0	-18.5	23.5	85.2	5
C ₄ H ₇ Br	<i>trans</i> -2-Bromo-2-butene	-86 e	-67 e	-43.4	-12.0	31.0	93.5	5
C ₄ H ₇ Br ₃	1,2,3-Tribromobutane	0 e	23 e	53 e	91 e	143.7	219.5	5
C ₄ H ₇ Br ₃	1,2,4-Tribromobutane	-3 e	20 e	49 e	87 e	139.4	214.5	5
C ₄ H ₇ Cl	3-Chloro-1-butene			-64 e	-36 e	4 e	63.6	5
C ₄ H ₇ Cl	<i>cis</i> -2-Chloro-2-butene	-100 e	-83 e	-62 e	-34 e	6 e	66.4	5
C ₄ H ₇ Cl	<i>trans</i> -2-Chloro-2-butene	-102 e	-86 e	-65 e	-37 e	3 e	62.2	5
C ₄ H ₇ Cl	3-Chloro-2-methylpropene		-75 e	-54 e	-25 e	13.8	71.5	5
C ₄ H ₇ ClO ₂	Ethyl chloroacetate			-2.6	32.6	79.1	143.8	5
C ₄ H ₇ N	Butanenitrile	-67 e	-48 e	-24 e	8 e	52.3	117.2	1
C ₄ H ₈	1-Butene	-139.0	-125.2	-107.8	-85.3	-53.7	-6.6	1,5
C ₄ H ₈	<i>cis</i> -2-Butene	-131.2	-117.4	-99.8	-76.7	-44.8	3.4	1,5
C ₄ H ₈	<i>trans</i> -2-Butene			-102 e	-80 e	-47.6	0.6	1
C ₄ H ₈	Isobutene	-139.1	-125.5	-108.2	-85.5	-54.5	-7.3	1,5
C ₄ H ₈	Cyclobutane				-71.8	-38.1	12.1	5
C ₄ H ₈	Methylcyclopropane	-130 e	-116 e	-99.3	-76.3	-44.2	4.2	5
C ₄ H ₈ Br ₂	1,2-Dibromobutane	-54 e	-30 e	0.4	39.6	92.1	166.1	5
C ₄ H ₈ Br ₂	1,4-Dibromobutane	-13 e	9 e	37 e	74 e	124.0	196.5	5
C ₄ H ₈ Cl ₂	1,1-Dichlorobutane			-25 e	6 e	49.3	113.4	5
C ₄ H ₈ Cl ₂	1,2-Dichlorobutane			-28.4	5.8	53.1	123.1	5
C ₄ H ₈ Cl ₂	1,4-Dichlorobutane		-26 e	0 e	35 e	82.4	153.4	5
C ₄ H ₈ Cl ₂	2,2-Dichlorobutane		-58 e	-35 e	-5 e	37.8	102.1	5
C ₄ H ₈ Cl ₂ O	Bis(2-chloroethyl) ether	-32 e	-9 e	19.8	56.9	106.9	177.9	5
C ₄ H ₈ O	Ethyl vinyl ether		-102 e	-81 e	-53.1	-16.5	34.7	5
C ₄ H ₈ O	1,2-Epoxybutane	-135 e	-114 e	-87 e	-53 e	-5.5	62.1	5
C ₄ H ₈ O	Butanal	-88 e	-72 e	-50 e	-22 e	16.6	74.5	1,5
C ₄ H ₈ O	Isobutanal			-56 e	-29 e	8 e	63.8	1
C ₄ H ₈ O	2-Butanone	-85 e	-68 e	-46 e	-18.1	21.2	79.2	1
C ₄ H ₈ O	Tetrahydrofuran	-94 e	-78 e	-57.3	-29.8	9 e	65.6	1
C ₄ H ₈ O ₂	Butanoic acid			12.9	52.2	101.4	163.3	1,5
C ₄ H ₈ O ₂	2-Methylpropanoic acid	-30.1	-8.2	18.1	50.5	92.9	154.0	5
C ₄ H ₈ O ₂	Propyl formate	-78 e	-62 e	-42 e	-15.1	23.0	80.4	1,5
C ₄ H ₈ O ₂	Isopropyl formate	-80 e	-65 e	-47 e	-22.2	13.2	67.7	5
C ₄ H ₈ O ₂	Ethyl acetate	-83 e	-66 e	-45 e	-18 e	20.4	76.8	1
C ₄ H ₈ O ₂	Methyl propanoate	-80 e	-64 e	-43 e	-15.8	22.2	79.0	1
C ₄ H ₈ O ₂	<i>cis</i> -2-Butene-1,4-diol	17 e	44 e	77 e	117.4	168.5	234.9	5
C ₄ H ₈ O ₂	1,3-Dioxane			-37 e	-3 e	43.4	106.0	5
C ₄ H ₈ O ₂	1,4-Dioxane					39.6	101.0	1
C ₄ H ₈ O ₂ S	Sulfolane		49 e	87 e	135 e	198.0	283.5	5
C ₄ H ₈ S	Tetrahydrothiophene	-66 e	-47 e	-23 e	9.4	54.1	120.5	1
C ₄ H ₉ Br	1-Bromobutane	-68.4	-53.9	-34.1	-5.4	37.6	101.1	1,5
C ₄ H ₉ Br	2-Bromobutane	-86 e	-68 e	-46 e	-16 e	26.6	90.7	5
C ₄ H ₉ Br	1-Bromo-2-methylpropane	-85 e	-68 e	-46 e	-16 e	26.8	91.1	5
C ₄ H ₉ Br	2-Bromo-2-methylpropane					11.7	72.4	1,5
C ₄ H ₉ Cl	1-Chlorobutane	-87 e	-71 e	-49 e	-21 e	18.4	78.1	1
C ₄ H ₉ Cl	2-Chlorobutane	-96 e	-80 e	-59 e	-31.0	8.5	67.9	1
C ₄ H ₉ Cl	1-Chloro-2-methylpropane	-94 e	-78 e	-56.6	-28.7	10.2	68.5	5
C ₄ H ₉ Cl	2-Chloro-2-methylpropane					-4.2	50.3	5
C ₄ H ₉ Cl ₃ Si	Butyltrichlorosilane					77.2	148.4	5
C ₄ H ₉ F	1-Fluorobutane	-114 e	-99 e	-80 e	-55 e	-20.0	32.1	5
C ₄ H ₉ F	2-Fluorobutane	-117 e	-103 e	-85 e	-60.7	-26.7	24.7	5
C ₄ H ₉ I	1-Iodobutane	-62 e	-43 e	-19 e	14 e	60.5	130.0	5

Mol. form.	Name	Temperature in °C for the indicated pressure						Ref.
		1 Pa	10 Pa	100 Pa	1 kPa	10 kPa	100 kPa	
C ₄ H ₉ I	2-Iodobutane	-70 e	-51 e	-27 e	5 e	50 e	119.5	5
C ₄ H ₉ I	1-Iodo-2-methylpropane		-47 e	-21.4	12.0	56.8	120.0	5
C ₄ H ₉ I	2-Iodo-2-methylpropane	-75.1 s	-58.8 s	-39.5 s	-5.2	41 e	100.0	5
C ₄ H ₉ N	Pyrrolidine		-59 e	-38 e	-10 e	28.5	86.2	1
C ₄ H ₉ NO	<i>N</i> -Methylpropanamide				81.1	105 e		5
C ₄ H ₉ NO	<i>N,N</i> -Dimethylacetamide	-8 e	8 e	28.0	56.4	98.2	165.7	1
C ₄ H ₉ NO	2-Butanone oxime		-18 e	7 e	38.9	81.9	142.9	5
C ₄ H ₉ NO	Morpholine				21 e	64.5	128.5	1
C ₄ H ₉ NO ₃	Isobutyl nitrate			-18 e	15.1	59.2	123.0	5
C ₄ H ₁₀	Butane*	-134.3	-121.0	-103.9	-81.1	-49.1	-0.8	1,41
C ₄ H ₁₀	Isobutane*		-129.0	-113.0	-90.9	-59.4	-12.0	1,41
C ₄ H ₁₀ O	1-Butanol	-37 e	-20 e	0 e	28 e	64 e	117.4	1
C ₄ H ₁₀ O	2-Butanol	-50 e	-34 e	-14 e	12.6	48.2	99.2	1,5
C ₄ H ₁₀ O	2-Methyl-1-propanol	-39 e	-24 e	-5 e	20.9	56.0	107.6	1,5
C ₄ H ₁₀ O	2-Methyl-2-propanol					34.4	82.1	1,5
C ₄ H ₁₀ O	Diethyl ether	-111 e	-96 e	-77 e	-52.6	-17.8	34.1	1
C ₄ H ₁₀ O	Methyl propyl ether				-40 e	-11.3	38.7	5
C ₄ H ₁₀ O	Isopropyl methyl ether				-56 e	-21.2	30.4	5
C ₄ H ₁₀ O ₂	1,3-Butanediol	-4 e	23 e	55 e	94 e	142.9	206.1	5
C ₄ H ₁₀ O ₂	1,4-Butanediol		45 e	77 e	116 e	164.7	227.6	5
C ₄ H ₁₀ O ₂	2,3-Butanediol		15 e	43 e	77 e	121.2	180.3	5
C ₄ H ₁₀ O ₂	Ethylene glycol monoethyl ether	-49 e	-29 e	-3 e	30 e	73.6	135.3	1
C ₄ H ₁₀ O ₂	Ethylene glycol dimethyl ether			-44 e	-15 e	25.2	85.2	1
C ₄ H ₁₀ O ₂	Dimethylacetal	-89 e	-74 e	-55 e	-29 e	7.7	64.1	5
C ₄ H ₁₀ O ₂	Diethylperoxide				-39 e	3.6	65.0	5
C ₄ H ₁₀ O ₂ S	Bis(2-hydroxyethyl) sulfide			31 e	114.2		282.0	5
C ₄ H ₁₀ O ₃	Diethylene glycol	35 e	58 e	86 e	123 e	173.6	245.2	1
C ₄ H ₁₀ O ₄ S	Diethyl sulfate		3 e	36 e	79 e	134 e	208.3	5
C ₄ H ₁₀ S	1-Butanethiol	-77 e	-59 e	-37 e	-6 e	35.4	98.0	5
C ₄ H ₁₀ S	2-Butanethiol	-86 e	-69 e	-47 e	-17 e	23.4	84.5	5
C ₄ H ₁₀ S	2-Methyl-1-propanethiol		-66 e	-44 e	-15 e	26.5	88.1	5
C ₄ H ₁₀ S	2-Methyl-2-propanethiol					5.8	63.8	5
C ₄ H ₁₀ S	Diethyl sulfide	-80 e	-62 e	-40 e	-10.8	30.3	91.7	1
C ₄ H ₁₀ S	Methyl propyl sulfide	-78 e	-61 e	-38 e	-8 e	33.1	95.1	5
C ₄ H ₁₀ S	Isopropyl methyl sulfide	-85 e	-68 e	-46 e	-17 e	23.4	84.3	5
C ₄ H ₁₀ S ₂	1,4-Butanedithiol	-17 e	5 e	32 e	69.1	119.9	195.1	5
C ₄ H ₁₀ S ₂	Diethyl disulfide	-46 e	-26 e	0 e	35 e	82.4	153.5	5
C ₄ H ₁₁ N	Butylamine			-46 e	-18.1	20.0	75.9	5
C ₄ H ₁₁ N	<i>sec</i> -Butylamine			-55 e	-29.1	7.5	62.3	5
C ₄ H ₁₁ N	<i>tert</i> -Butylamine			-67 e	-42.4	-8.1	43.7	5
C ₄ H ₁₁ N	Isobutylamine	-85 e	-70 e	-50 e	-24.5	12.0	67.3	5
C ₄ H ₁₁ N	Diethylamine			-46 e	-26 e	5 e	55.2	1
C ₄ H ₁₁ NO	<i>N,N</i> -Dimethylethanolamine	-52 e	-31 e	-6 e	27 e	70.9	133 e	5
C ₄ H ₁₁ NO ₂	Diethanolamine	53 e	77 e	107 e	146 e	197.3	268 e	5
C ₄ H ₁₂ BN	(Dimethylamino)dimethyl-borane		-81 e	-60.1	-31.9	7.0	64.2	5
C ₄ H ₁₂ Cl ₂ OSi ₂	1,3-Dichloro-1,1,3,3-tetramethyldisiloxane		-33 e	-9 e	23.8	69.1	136.5	5
C ₄ H ₁₂ O ₄ Si	Tetramethyl silicate				14.4	59.3	119.7	5
C ₄ H ₁₂ Si	Tetramethylsilane			-83 e	-59 e	-25 e	26.7	5
C ₄ H ₁₂ Sn	Tetramethylstannane			-55.0	-25.6	16.6	77.7	5
C ₄ H ₁₃ N ₃	Diethylenetriamine	-10 e	13 e	43 e	80 e	129.6	198 e	5
C ₄ NiO ₄	Nickel carbonyl					-12	42	4
C ₅ F ₁₂	Perfluoropentane				-54.7	-20.9	28.6	5
C ₅ FeO ₅	Iron pentacarbonyl				0	44	105	4
C ₅ H ₄ ClN	2-Chloropyridine			7.4	45.8	97.3	169.9	5
C ₅ H ₄ O ₂	Furfural	-26 e	-8 e	16 e	47 e	92.4	161.4	1
C ₅ H ₅ N	Pyridine			-23 e	8 e	51.0	114.9	1
C ₅ H ₆	1,3-Cyclopentadiene			-77 e	-51 e	-14 e	39.8	5
C ₅ H ₆ N ₂	Pentanedinitrile	24.1	52 e	85 e	126 e	178 e	245 e	5
C ₅ H ₆ O	2-Methylfuran			-66 e	-35 e	6 e	64.5	1

Mol. form.	Name	Temperature in °C for the indicated pressure						Ref.
		1 Pa	10 Pa	100 Pa	1 kPa	10 kPa	100 kPa	
C ₅ H ₆ O ₂	Furfuryl alcohol	-30 e	-5 e	25 e	62.6	109.3	169.7	5
C ₅ H ₆ S	2-Methylthiophene		-58 e	-32 e	2 e	47.9	112.2	1
C ₅ H ₆ S	3-Methylthiophene		-53 e	-28 e	6 e	50.6	115.1	1
C ₅ H ₇ N	1-Methylpyrrole				8 e	49.9	112.3	5
C ₅ H ₇ NO ₂	Ethyl cyanoacetate	16 e	39 e	67.0	102.1	146.7	205.6	5
C ₅ H ₈	1,2-Pentadiene	-109 e	-93 e	-73 e	-46.1	-9.7	44.5	5
C ₅ H ₈	<i>cis</i> -1,3-Pentadiene	-109 e	-93 e	-73 e	-47.0	-10.5	43.7	1,5
C ₅ H ₈	<i>trans</i> -1,3-Pentadiene			-75 e	-49.0	-13 e	42 e	1
C ₅ H ₈	1,4-Pentadiene	-120 e	-105 e	-86 e	-60.9	-26.2	25.6	5
C ₅ H ₈	2,3-Pentadiene	-106 e	-90 e	-70 e	-42.9	-6.3	47.9	5
C ₅ H ₈	3-Methyl-1,2-butadiene	-111 e	-95 e	-75 e	-49.2	-13.1	40.4	5
C ₅ H ₈	2-Methyl-1,3-butadiene	-115 e	-100 e	-81 e	-55.4	-19.7	33.7	1,5
C ₅ H ₈	1-Pentyne			-75 e	-49.1	-13.5	39.9	5
C ₅ H ₈	2-Pentyne	-100 e	-85 e	-65 e	-37.9	-0.5	55.7	5
C ₅ H ₈	3-Methyl-1-butyne			-82 e	-57.5	-23.1	28.6	5
C ₅ H ₈	Cyclopentene	-109 e	-94 e	-74 e	-48 e	-11.1	43.8	5
C ₅ H ₈	Spiropentane	-110 e	-95 e	-76 e	-51 e	-15 e	38.6	5
C ₅ H ₈ O	3-Methyl-3-buten-2-one			-35 e	-5 e	36.0	97.3	5
C ₅ H ₈ O	Cyclopropyl methyl ketone		-57 e	-31 e	3 e	49 e	112 e	5
C ₅ H ₈ O	Cyclopentanone		-39 e	-14 e	19 e	64 e	130.3	1
C ₅ H ₈ O	3,4-Dihydro-2H-pyran				-22 e	22.0	84.9	5
C ₅ H ₈ O ₂	4-Pentenoic acid	0 e	19 e	44 e	77 e	122.0	187.5	5
C ₅ H ₈ O ₂	Vinyl propanoate					31.2	94 e	5
C ₅ H ₈ O ₂	Ethyl acrylate		-55 e	-32.7	-2.8	38.5	99.2	5
C ₅ H ₈ O ₂	Methyl methacrylate			-31 e	-1 e	39.7	100.0	1
C ₅ H ₈ O ₂	2,4-Pentanedione			-5 e	24.7	67.8	137.4	1
C ₅ H ₈ O ₂	Tetrahydro-2H-pyran-2-one		5 e	35.1	74.4	128.3	207.0	5
C ₅ H ₈ O ₃	Methyl acetoacetate				50.1	101.1	171.3	5
C ₅ H ₈ O ₄	Glutaric acid		121 e	153.2	191.9	240.3	302.5	5
C ₅ H ₈ O ₄	Dimethyl malonate	-22 e	1 e	30.0	66.7	114.7	180.2	5
C ₅ H ₉ ClO ₂	Ethyl 2-chloropropanoate			1.4	36.4	82.5	146.0	5
C ₅ H ₉ ClO ₂	Isopropyl chloroacetate			-2 e	35.0	83.3	148.1	5
C ₅ H ₉ N	Pentanenitrile	-54 e	-34 e	-8 e	26 e	72.2	140.9	1
C ₅ H ₉ N	2,2-Dimethylpropanenitrile					41.1	104.8	5
C ₅ H ₉ NO	<i>N</i> -Methyl-2-pyrrolidone	1 e	24 e	53.1	92.3	147.2	229 e	5
C ₅ H ₁₀	1-Pentene	-118.9	-103.4	-84.0	-58.8	-23.3	29.6	1,5
C ₅ H ₁₀	<i>cis</i> -2-Pentene	-113.8	-98.1	-78.4	-52.7	-16.8	36.6	1,5
C ₅ H ₁₀	<i>trans</i> -2-Pentene	-114.5	-98.9	-79.1	-53.3	-17.5	36.0	1,5
C ₅ H ₁₀	2-Methyl-1-butene	-117.7	-102.2	-82.7	-57.2	-21.9	30.8	1,5
C ₅ H ₁₀	3-Methyl-1-butene	-125.0	-110.1	-91.2	-66.7	-32.1	19.7	1,5
C ₅ H ₁₀	2-Methyl-2-butene	-113.4	-97.6	-77.7	-51.6	-15.8	38.2	1,5
C ₅ H ₁₀	Cyclopentane			-77.0	-45.4	-7.1	48.8	5
C ₅ H ₁₀	Ethylcyclopropane	-118 e	-102 e	-83 e	-57 e	-20 e	35.5	5
C ₅ H ₁₀	<i>cis</i> -1,2-Dimethylcyclo-propane	-118 e	-103 e	-83 e	-57 e	-20 e	36.6	5
C ₅ H ₁₀	<i>trans</i> -1,2-Dimethylcyclo-propane	-122 e	-108 e	-89 e	-63 e	-27 e	27.8	5
C ₅ H ₁₀ Br ₂	1,5-Dibromopentane	1 e	25 e	54 e	93 e	145.6	221.8	5
C ₅ H ₁₀ Cl ₂	1,2-Dichloropentane				30 e	77.4	147.8	5
C ₅ H ₁₀ Cl ₂	1,5-Dichloropentane	-31 e	-10 e	17 e	54 e	104.1	178.9	5
C ₅ H ₁₀ N ₂	3-(Dimethylamino)-propanenitrile				51.1	101.8	171.4	5
C ₅ H ₁₀ O	Cyclopentanol		-13 e	11.5	42.2	82.5	140.0	5
C ₅ H ₁₀ O	Allyl ethyl ether			-56 e	-28.7	9.8	67.2	5
C ₅ H ₁₀ O	Pentanal	-71 e	-53 e	-31 e	-1 e	40.8	102.6	5
C ₅ H ₁₀ O	2-Pentanone				-1 e	40.3	101.9	1,5
C ₅ H ₁₀ O	3-Pentanone			-31 e	-1 e	40 e	101.6	1
C ₅ H ₁₀ O	3-Methyl-2-butanone	-69 e	-54 e	-34 e	-6.9	32.2	94.0	1,5
C ₅ H ₁₀ O	Tetrahydropyran				-15 e	26.0	88 e	5
C ₅ H ₁₀ O	2-Methyltetrahydrofuran				-20 e	19.7	79.8	5
C ₅ H ₁₀ O ₂	Pentanoic acid	-7.4	15.3	42.7	76.3	122.1	185.7	5
C ₅ H ₁₀ O ₂	2-Methylbutanoic acid	-10 e	10 e	36 e	69 e	112.8	175.2	5
C ₅ H ₁₀ O ₂	3-Methylbutanoic acid	-15.8	4 e	30.0	64.7	110.6	176.1	5

Mol. form.	Name	Temperature in °C for the indicated pressure					Ref.	
		1 Pa	10 Pa	100 Pa	1 kPa	10 kPa		100 kPa
C ₅ H ₁₀ O ₂	Butyl formate			-29 e	2 e	44.4	105.7	5
C ₅ H ₁₀ O ₂	Isobutyl formate	-69 e	-53 e	-31 e	-3 e	37.4	97.6	5
C ₅ H ₁₀ O ₂	Propyl acetate	-69 e	-51 e	-29 e	0 e	40.9	101.2	1
C ₅ H ₁₀ O ₂	Isopropyl acetate		-61 e	-40 e	-11 e	29.8	88.2	5
C ₅ H ₁₀ O ₂	Ethyl propanoate	-69 e	-52 e	-30 e	-1 e	38.9	98.7	1
C ₅ H ₁₀ O ₂	Methyl butanoate	-68 e	-50 e	-28 e	0.9	41.7	102.3	5
C ₅ H ₁₀ O ₂	Methyl isobutanoate	-83 e	-65 e	-41 e	-11 e	31 e	92.1	5
C ₅ H ₁₀ O ₂	Tetrahydrofurfuryl alcohol	-40 e	-16 e	15 e	55 e	106 e	176.8	5
C ₅ H ₁₀ O ₃	Diethyl carbonate		-42 e	-17 e	17 e	61.6	125.9	5
C ₅ H ₁₀ O ₃	Ethylene glycol monomethyl ether acetate	-47 e	-26 e	0 e	34 e	79.4	144.1	5
C ₅ H ₁₀ S	Thiacyclohexane				24 e	71.1	141.2	5
C ₅ H ₁₀ S	Cyclopentanethiol				18 e	64 e	131.7	5
C ₅ H ₁₁ Br	1-Bromopentane	-60 e	-41 e	-16 e	16 e	61.5	129.1	5
C ₅ H ₁₁ Br	2-Bromopentane	-69 e	-51 e	-27 e	5 e	49.7	116.9	5
C ₅ H ₁₁ Br	3-Bromopentane	-68 e	-50 e	-26 e	6 e	50.8	118.1	5
C ₅ H ₁₁ Br	1-Bromo-3-methylbutane	-67 e	-49 e	-25 e	8 e	52.4	119.9	5
C ₅ H ₁₁ Cl	1-Chloropentane	-73 e	-55 e	-32 e	-1 e	42.5	107.9	5
C ₅ H ₁₁ Cl	2-Chloropentane	-80 e	-62 e	-39 e	-9 e	33.2	96.1	5
C ₅ H ₁₁ Cl	3-Chloropentane	-77 e	-60 e	-37 e	-7 e	34.9	97.3	5
C ₅ H ₁₁ Cl	2-Chloro-2-methylbutane			-52 e	-21 e	21.8	85.2	5
C ₅ H ₁₁ Cl	1-Chloro-2,2-dimethyl-propane				-17 e	23.5	83.9	5
C ₅ H ₁₁ F	1-Fluoropentane	-97 e	-80 e	-60 e	-32 e	5.7	62.4	5
C ₅ H ₁₁ I	1-Iodopentane	-47 e	-27 e	-1 e	34 e	83.0	156.5	5
C ₅ H ₁₁ I	1-Iodo-3-methylbutane		-34 e	-6.6	28.8	77.3	147.8	5
C ₅ H ₁₁ N	Cyclopentylamine	-66 e	-48 e	-26 e	4 e	45.8	108 e	5
C ₅ H ₁₁ N	Piperidine				2 e	43.3	105.8	5
C ₅ H ₁₁ N	<i>N</i> -Methylpyrrolidine				-23 e	18.5	78 e	5
C ₅ H ₁₁ NO ₃	3-Methylbutyl nitrate		-26 e	1.0	35.5	81.7	147.0	5
C ₅ H ₁₂	Pentane**	-115.5	-99.8	-80.0	-54.0	-18.1	35.7	16
C ₅ H ₁₂	Isopentane	-119 e	-105 e	-86 e	-61 e	-26 e	27.5	1
C ₅ H ₁₂	Neopentane*		-107.5 s	-90.8 s	-68.8 s	-38.5 s	9.2	1,5
C ₅ H ₁₂ N ₂ O	Tetramethylurea			20.7	58.0	106.7	179.5	5
C ₅ H ₁₂ O	1-Pentanol	-27 e	-10 e	12 e	41 e	79.8	137.4	5
C ₅ H ₁₂ O	2-Pentanol	-35 e	-19 e	1 e	28.0	64.9	118.7	1
C ₅ H ₁₂ O	3-Pentanol	-41 e	-25 e	-4 e	24 e	61.1	114.9	5
C ₅ H ₁₂ O	2-Methyl-1-butanol	-27 e	-11 e	9 e	36.2	73.4	128.3	1
C ₅ H ₁₂ O	3-Methyl-1-butanol	-22 e	-7 e	13 e	39.1	75.7	130.1	5
C ₅ H ₁₂ O	2-Methyl-2-butanol			-5 e	17.7	50.6	101.7	1,5
C ₅ H ₁₂ O	3-Methyl-2-butanol			-3 e	22.7	58.2	111.1	5
C ₅ H ₁₂ O	2,2-Dimethyl-1-propanol					59.2	112.7	5
C ₅ H ₁₂ O	Butyl methyl ether			-54 e	-27 e	12 e	69.8	1
C ₅ H ₁₂ O	Methyl <i>tert</i> -butyl ether			-66 e	-39 e	-2 e	54.8	1
C ₅ H ₁₂ O	Ethyl propyl ether	-92 e	-77 e	-57 e	-30.5	6.7	63.4	1,5
C ₅ H ₁₂ O ₂	1,5-Pentanediol	25 e	52 e	85 e	125 e	175.1	238.9	5
C ₅ H ₁₂ O ₂	Ethylene glycol monopropyl ether				40 e	85.6	149.3	5
C ₅ H ₁₂ O ₂	Diethoxymethane		-65 e	-43 e	-14 e	27.3	87.7	5
C ₅ H ₁₂ O ₃	Diethylene glycol monomethyl ether		12 e	40 e	76 e	124.2	193.7	1
C ₅ H ₁₂ S	1-Pentanethiol	-60 e	-41 e	-17 e	15 e	60 e	126.2	1
C ₅ H ₁₂ S	2-Pentanethiol	-70 e	-52 e	-28 e	3 e	46.6	111.9	5
C ₅ H ₁₂ S	3-Pentanethiol	-70 e	-51 e	-28 e	4 e	47.7	113.4	5
C ₅ H ₁₂ S	2-Methyl-1-butanethiol				8.0	52.3	118.5	5
C ₅ H ₁₂ S	3-Methyl-1-butanethiol				7.8	51.9	117.9	5
C ₅ H ₁₂ S	2-Methyl-2-butanethiol				-8.0	34.6	98.7	5
C ₅ H ₁₂ S	Butyl methyl sulfide		-43 e	-19 e	13 e	57 e	123.0	1
C ₅ H ₁₂ S	<i>tert</i> -Butyl methyl sulfide				-7.8	34.7	98.4	5
C ₅ H ₁₂ S	Ethyl propyl sulfide	-64 e	-46 e	-23 e	9 e	52.7	118.0	5
C ₅ H ₁₂ S	Ethyl isopropyl sulfide	-72 e	-54 e	-31 e	0 e	42.7	106.9	5
C ₅ H ₁₃ N	Pentylamine		-52 e	-29 e	1 e	42.8	104.0	5
C ₆ BrF ₅	Bromopentafluorobenzene			-10 e	23 e	68 e	136.0	5
C ₆ ClF ₅	Chloropentafluorobenzene		-44 e	-21 e	11 e	53.8	117.6	1

Mol. form.	Name	Temperature in °C for the indicated pressure						Ref.
		1 Pa	10 Pa	100 Pa	1 kPa	10 kPa	100 kPa	
C ₆ Cl ₃ F ₃	1,3,5-Trichloro-2,4,6-trifluorobenzene	-19 e	4 e	32 e	70 e	121.7	197.9	1
C ₆ F ₆	Hexafluorobenzene		-56.9 s	-36 s	-11.5 s	22.6	79.9	1,5
C ₆ F ₁₂	Perfluorocyclohexane				-46.2 s	-7.6 s	48.9 s	5
C ₆ F ₁₄	Perfluorohexane		-75 e	-57 e	-32 e	2.8	56.8	5
C ₆ F ₁₄	Perfluoro-2-methylpentane				-33 e	2.9	57.1	5
C ₆ F ₁₄	Perfluoro-3-methylpentane	-95 e	-80 e	-60 e	-34 e	2.8	57.9	5
C ₆ F ₁₄	Perfluoro-2,3-dimethylbutane					4.3	59.3	5
C ₆ HF ₅	Pentafluorobenzene			-41 e	-13 e	27 e	85.3	5
C ₆ HF ₅ O	Pentafluorophenol				39 e	82 e	145.2	5
C ₆ H ₂ F ₄	1,2,3,4-Tetrafluorobenzene			-36 e	-7 e	33.8	94.0	1
C ₆ H ₂ F ₄	1,2,3,5-Tetrafluorobenzene			-43 e	-14 e	25.5	84.1	1
C ₆ H ₂ F ₄	1,2,4,5-Tetrafluorobenzene					30.7	89.9	1
C ₆ H ₃ Cl ₃ O	2,4,6-Trichlorophenol			71.8	114.0	169.5	245.7	5
C ₆ H ₃ F ₃	1,3,5-Trifluorobenzene					18.2	75.0	5
C ₆ H ₄ Br ₂	<i>m</i> -Dibromobenzene	-7 e	16 e	44 e	83 e	137.0	218.2	5
C ₆ H ₄ ClNO ₂	1-Chloro-4-nitrobenzene	15.4 s	35.8 s		97 e	156.0	238 e	5
C ₆ H ₄ Cl ₂	<i>o</i> -Dichlorobenzene		-13 e	16.3	53.9	104.6	180.0	1,5
C ₆ H ₄ Cl ₂	<i>m</i> -Dichlorobenzene		-22 e	8.0	46.7	97.8	172.5	1,5
C ₆ H ₄ Cl ₂	<i>p</i> -Dichlorobenzene	-45.5 s	-21.8 s	8 s	46.7 s	99.0	173.6	1,5
C ₆ H ₄ O ₂	<i>p</i> -Benzoquinone	-4.1 s	17.8 s	43.5 s	74.3 s	111.6 s		5
C ₆ H ₃ AsCl ₂	Dichlorophenylarsine	6.9	35.2	70 e	113 e	170 e	245 e	5
C ₆ H ₅ Br	Bromobenzene		-25 e	1 e	34.9	83.1	155.4	1
C ₆ H ₅ Cl	Chlorobenzene		-43 e	-17 e	16.8	62.9	131.3	1,5
C ₆ H ₅ ClO	<i>o</i> -Chlorophenol				45.8	97.9	173.9	5
C ₆ H ₅ ClO	<i>m</i> -Chlorophenol			39.7	80.2	135.1	213.4	5
C ₆ H ₅ ClO	<i>p</i> -Chlorophenol			45.0	86.5	142.0	219.9	5
C ₆ H ₅ Cl ₃ Si	Trichlorophenylsilane			33 e	70.2	122.6	201 e	5
C ₆ H ₅ F	Fluorobenzene				-16.9	24.2	84.4	1
C ₆ H ₅ I	Iodobenzene	-30 e	-7 e	20.9	58.5	110.6	187.8	1
C ₆ H ₅ NO ₂	Nitrobenzene		10 e	40 e	78 e	132 e	210.3	1
C ₆ H ₅ NO ₃	<i>p</i> -Nitrophenol	72.6 s	97.4 s					5
C ₆ H ₆	1,5-Hexadien-3-yne	-82 e	-66 e	-44.3	-16.0	23.7	83.6	5
C ₆ H ₆	Benzene**			-40 s	-15.1 s	20.0	79.7	1,5
C ₆ H ₆ ClN	<i>o</i> -Chloroaniline		10 e	39.0	75.2	131.4	208.3	5
C ₆ H ₆ ClN	<i>m</i> -Chloroaniline	-5 e	19.7	49.4	94.2	162 e	1069 e	5
C ₆ H ₆ N ₂ O ₂	<i>p</i> -Nitroaniline	87.8 s			192.0	252.6	331.2	5
C ₆ H ₆ O	Phenol	-9.7 s	9.6 s	34.1 s	68.9	113.7	181.4	1,5
C ₆ H ₆ O ₃	1,2,3-Benzenetriol				162.0	222.8	308.3	5
C ₆ H ₆ S	Benzenethiol		-15 e	12 e	47 e	96.0	168.6	5
C ₆ H ₇ N	Aniline		-2.5	26.7	63.5	112.5	183.5	1,5
C ₆ H ₇ N	2-Methylpyridine	-56.5	-37.8	-13.9	18.3	62.9	129.0	1,5
C ₆ H ₇ N	3-Methylpyridine			-5 e	28.8	75.2	143.7	1
C ₆ H ₇ N	4-Methylpyridine	-58.2 s	-43.1 s	-3.9 s	29.6	76.1	144.9	1,5
C ₆ H ₈	<i>cis</i> -1,3,5-Hexatriene					21 e	78 e	5
C ₆ H ₈	1,3-Cyclohexadiene	-88 e	-71 e	-50 e	-21 e	19 e	79.9	5
C ₆ H ₈	1,4-Cyclohexadiene				-15 e	27.3	85.0	5
C ₆ H ₈ N ₂	Adiponitrile	30 e	61 e	100 e	148.6	211.8	297 e	5
C ₆ H ₈ N ₂	<i>m</i> -Phenylenediamine			94.5	140.2	200.8	285.0	5
C ₆ H ₈ N ₂	Phenylhydrazine		38 e	69 e	109 e	163.9	242.5	5
C ₆ H ₈ O ₄	Dimethyl maleate		5 e	36 e	76 e	127.3	197 e	5
C ₆ H ₈ S	2,5-Dimethylthiophene		-43 e	-16 e	20 e	67.5	134.8	5
C ₆ H ₁₀	<i>trans</i> -1,3-Hexadiene	-86 e	-70 e	-51 e	-24 e	14 e	72 e	5
C ₆ H ₁₀	<i>trans</i> -1,4-Hexadiene	-98 e	-81 e	-60 e	-33 e	7 e	65 e	5
C ₆ H ₁₀	1,5-Hexadiene	-99 e	-84 e	-64 e	-37 e	0.9	59.2	5
C ₆ H ₁₀	<i>cis,cis</i> -2,4-Hexadiene					18 e	79.6	5
C ₆ H ₁₀	<i>trans,cis</i> -2,4-Hexadiene	-89 e	-73 e	-52 e	-23 e	18 e	79.6	5
C ₆ H ₁₀	<i>trans,trans</i> -2,4-Hexadiene				-23 e	18 e	79.6	5
C ₆ H ₁₀	<i>trans</i> -2-Methyl-1,3-pentadiene	-92 e	-75 e	-54 e	-26 e	14 e	75.6	5
C ₆ H ₁₀	2,3-Dimethyl-1,3-butadiene			-59 e	-30 e	9.7	68.1	5
C ₆ H ₁₀	1-Hexyne	-91 e	-75 e	-54 e	-26 e	12.8	71.0	5

Mol. form.	Name	Temperature in °C for the indicated pressure						Ref.
		1 Pa	10 Pa	100 Pa	1 kPa	10 kPa	100 kPa	
C ₆ H ₁₀	2-Hexyne	-84 e	-67 e	-46 e	-17 e	23.6	84.1	5
C ₆ H ₁₀	3-Hexyne	-86 e	-69 e	-48 e	-19.1	21.0	81.0	1,5
C ₆ H ₁₀	4-Methyl-1-pentyne	-97 e	-81 e	-61 e	-34 e	4.1	60.7	5
C ₆ H ₁₀	4-Methyl-2-pentyne	-91 e	-74 e	-54 e	-26 e	13.8	72.7	5
C ₆ H ₁₀	Cyclohexene	-87 e	-70 e	-49 e	-19 e	21 e	82.6	1
C ₆ H ₁₀ Cl ₂	1,1-Dichlorocyclohexane	-39 e	-19 e	8 e	43 e	93.5	170.5	5
C ₆ H ₁₀ Cl ₂	<i>cis</i> -1,2-Dichlorocyclohexane			27 e	69 e	125.7	206.2	5
C ₆ H ₁₀ O	4-Methyl-4-penten-2-one	-59 e	-41 e	-17 e	14 e	57.0	121.0	5
C ₆ H ₁₀ O	Cyclohexanone		-25 e	1 e	36 e	84 e	155.2	1
C ₆ H ₁₀ O	Mesityl oxide	-56 e	-37 e	-13 e	19 e	63.5	129.3	5
C ₆ H ₁₀ O ₂	Vinyl butanoate					53 e	114.5	5
C ₆ H ₁₀ O ₂	Ethyl methacrylate				8 e	53.2	116.8	5
C ₆ H ₁₀ O ₂	Allyl glycidyl ether				40.1	85.7	152.8	5
C ₆ H ₁₀ O ₃	Ethyl acetoacetate	-25 e	-3 e	25.7	62.3	111.3	180.2	5
C ₆ H ₁₀ O ₃	Propanoic anhydride	-32 e	-15 e	6 e	36 e	77.6	142.9	5
C ₆ H ₁₀ O ₄	Diethyl oxalate	-5 e	18 e	44.9	79.4	124.3	185.2	5
C ₆ H ₁₀ O ₄	Dimethyl succinate			30 e	70.4	123.3	195.4	5
C ₆ H ₁₀ O ₄	Ethylene glycol diacetate	-17 e	6 e	35.0	71.9	121.1	190.0	5
C ₆ H ₁₀ S	Diallylsulfide	-58 e	-38 e	-12.4	21.7	68.8	138.1	5
C ₆ H ₁₁ Cl	Chlorocyclohexane		-35 e	-9 e	25 e	71.6	142.1	5
C ₆ H ₁₁ N	Hexanenitrile	-40 e	-19 e	8 e	43 e	91.5	163.2	1,5
C ₆ H ₁₁ N	4-Methylpentanenitrile		-50 e	-20 e	20 e	75.2	155.2	5
C ₆ H ₁₁ NO	Caprolactam	36.8 s	58.9 s	86.6 s			270	5
C ₆ H ₁₂	1-Hexene	-99.8	-82.8	-61.4	-33.7	5.2	63.1	1,5
C ₆ H ₁₂	<i>cis</i> -2-Hexene	-97 e	-80 e	-58 e	-30 e	9.9	68.5	5
C ₆ H ₁₂	<i>trans</i> -2-Hexene	-94 e	-78 e	-57 e	-30 e	9.3	67.5	5
C ₆ H ₁₂	<i>cis</i> -3-Hexene	-96 e	-79 e	-59 e	-30.8	7.9	66.0	5
C ₆ H ₁₂	<i>trans</i> -3-Hexene	-95 e	-79 e	-58 e	-30.0	8.8	66.7	5
C ₆ H ₁₂	2-Methyl-1-pentene	-98 e	-82 e	-62 e	-34.2	4.1	61.7	5
C ₆ H ₁₂	3-Methyl-1-pentene	-104 e	-88 e	-68 e	-41.5	-3.6	53.8	5
C ₆ H ₁₂	4-Methyl-1-pentene	-105 e	-89 e	-69 e	-41.6	-3.6	53.5	5
C ₆ H ₁₂	2-Methyl-2-pentene	-95 e	-78 e	-58 e	-30 e	9.0	66.9	5
C ₆ H ₁₂	3-Methyl- <i>cis</i> -2-pentene	-95 e	-79 e	-58 e	-30 e	8.9	67.3	5
C ₆ H ₁₂	3-Methyl- <i>trans</i> -2-pentene	-93 e	-77 e	-55 e	-27.4	11.7	70.0	5
C ₆ H ₁₂	4-Methyl- <i>cis</i> -2-pentene	-102 e	-86 e	-66 e	-38.7	-0.9	56.0	5
C ₆ H ₁₂	4-Methyl- <i>trans</i> -2-pentene	-100 e	-84 e	-64 e	-36.8	1.2	58.2	5
C ₆ H ₁₂	2-Ethyl-1-butene	-98 e	-81 e	-60 e	-32 e	6.6	64.3	5
C ₆ H ₁₂	2,3-Dimethyl-1-butene	-103 e	-87 e	-67 e	-39.9	-1.9	55.2	5
C ₆ H ₁₂	3,3-Dimethyl-1-butene	-110 e	-95 e	-76 e	-50.8	-14.5	40.8	5
C ₆ H ₁₂	2,3-Dimethyl-2-butene		-75 e	-54 e	-25 e	14 e	72.9	1
C ₆ H ₁₂	Cyclohexane	-85.6 s	-68.9 s	-47.6 s	-19.8 s	19.3	80.4	1,5
C ₆ H ₁₂	Methylcyclopentane	-97 e	-80 e	-58 e	-28.8	11.6	71.4	1,5
C ₆ H ₁₂	Ethylcyclobutane	-99 e	-82 e	-61 e	-32 e	9 e	70.2	5
C ₆ H ₁₂	Isopropylcyclopropane	-104 e	-88 e	-68 e	-40 e	-1 e	57.9	5
C ₆ H ₁₂	1-Ethyl-1-methylcyclopropane	-105 e	-89 e	-69 e	-41 e	-3 e	56.3	5
C ₆ H ₁₂	1,1,2-Trimethylcyclopropane	-109 e	-94 e	-73 e	-46 e	-7 e	52.0	5
C ₆ H ₁₂ Cl ₂	1,2-Dichlorohexane				49 e	98.1	171.7	5
C ₆ H ₁₂ Cl ₂ O	2,2'-Dichlorodiisopropyl ether		-1 e	27.3	63.4	112.3	182.1	5
C ₆ H ₁₂ O	Butyl vinyl ether	-87 e	-67 e	-42 e	-9.3	33.6	93.2	5
C ₆ H ₁₂ O	Isobutyl vinyl ether	-87 e	-68 e	-44 e	-13 e	26.5	80.7	5
C ₆ H ₁₂ O	Hexanal	-56 e	-37 e	-13 e	19 e	62.6	127.8	5
C ₆ H ₁₂ O	2-Hexanone	-43 e	-21 e	4.2	34.5	61.9	127.2	1,5
C ₆ H ₁₂ O	3-Hexanone		-40 e	-16 e	15 e	58.5	123.1	1
C ₆ H ₁₂ O	3-Methyl-2-pentanone				8.5	52.7	117.0	5
C ₆ H ₁₂ O	4-Methyl-2-pentanone	-61 e	-43 e	-21 e	9 e	51.5	116.1	5
C ₆ H ₁₂ O	2-Methyl-3-pentanone					50.2	113.0	5
C ₆ H ₁₂ O	3,3-Dimethyl-2-butanone			-30 e	0 e	42.5	105.7	1
C ₆ H ₁₂ O	Cyclohexanol			34 e	61 e	99.2	160.7	1
C ₆ H ₁₂ O ₂	Hexanoic acid		33 e	59 e	93 e	139.3	204.5	1
C ₆ H ₁₂ O ₂	4-Methylpentanoic acid	36 e	49 e	67.1	92.9	133.6	206.8	5

Mol. form.	Name	Temperature in °C for the indicated pressure						Ref.
		1 Pa	10 Pa	100 Pa	1 kPa	10 kPa	100 kPa	
C ₆ H ₁₂ O ₂	Diethylacetic acid	-9 e	16 e	46 e	83 e	130.7	192.5	5
C ₆ H ₁₂ O ₂	Isopentyl formate	-60 e	-41 e	-17 e	15 e	59.1	124 e	5
C ₆ H ₁₂ O ₂	Butyl acetate	-63 e	-43 e	-19 e	14 e	61.0	125.6	1,5
C ₆ H ₁₂ O ₂	Isobutyl acetate	-63 e	-45 e	-21 e	10 e	53.4	116 e	5
C ₆ H ₁₂ O ₂	Propyl propanoate	-62 e	-42 e	-18 e	14 e	58.3	122.0	5
C ₆ H ₁₂ O ₂	Ethyl butanoate	-49 e	-34 e	-14 e	14.3	55.2	121.1	5
C ₆ H ₁₂ O ₂	Ethyl 2-methylpropanoate	-65 e	-47 e	-24.6	5.4	47.3	109.8	5
C ₆ H ₁₂ O ₂	Methyl pentanoate				19.2	63.7	127.4	5
C ₆ H ₁₂ O ₂	Methyl isopentanoate					53.3	116.3	5
C ₆ H ₁₂ O ₂	Diacetone alcohol	-41 e	-17 e	13 e	50.1	98.5	164 e	5
C ₆ H ₁₂ O ₃	Ethylene glycol monoethyl ether acetate	-25 e	-8 e	14 e	44.6	88.0	155.6	5
C ₆ H ₁₂ O ₃	Paraldehyde				17 e	62.2	124 e	5
C ₆ H ₁₂ S	Cyclohexanethiol					84.8	158.3	5
C ₆ H ₁₂ S	<i>cis</i> -Tetrahydro-2,5-dimethylthiophene	-53 e	-34 e	-8 e	25 e	72.0	142.1	5
C ₆ H ₁₂ S	Tetrahydro-3-methyl-2H-thiopyran	-48 e	-27 e	0 e	35 e	84.1	157.5	5
C ₆ H ₁₃ Br	1-Bromohexane	-45 e	-25 e	2 e	36 e	83.7	154.8	5
C ₆ H ₁₃ Cl	1-Chlorohexane	-55 e	-36 e	-11 e	21 e	66.7	134.6	5
C ₆ H ₁₃ F	1-Fluorohexane	-80 e	-62 e	-40 e	-11 e	30.4	91.1	5
C ₆ H ₁₃ I	1-Iodohexane	-33 e	-11 e	16 e	53 e	104.0	180.8	5
C ₆ H ₁₃ N	Cyclohexylamine			-9 e	22 e	66.6	133.5	1
C ₆ H ₁₄	Hexane	-96.4 s	-79.2	-57.6	-29.3	9.8	68.3	16
C ₆ H ₁₄	2-Methylpentane	-100 e	-84 e	-64 e	-36 e	2 e	59.9	1
C ₆ H ₁₄	3-Methylpentane	-99 e	-83 e	-62 e	-34.3	4.6	62.9	1
C ₆ H ₁₄	2,2-Dimethylbutane		-90 e	-71.5	-45.5	-7.7	49.4	1
C ₆ H ₁₄	2,3-Dimethylbutane	-103 e	-87 e	-66 e	-39.0	-0.4	57.6	1
C ₆ H ₁₄ O	1-Hexanol		5 e	28 e	56.8	97.3	157.1	1
C ₆ H ₁₄ O	2-Hexanol	-28 e	-10 e	12 e	41.4	81.5	139.6	1
C ₆ H ₁₄ O	3-Hexanol	-43 e	-23 e	1 e	33 e	75.4	135.1	1
C ₆ H ₁₄ O	2-Methyl-1-pentanol			14 e	45.9	88.3	147.6	5
C ₆ H ₁₄ O	4-Methyl-1-pentanol			24 e	53 e	92.4	151.4	5
C ₆ H ₁₄ O	2-Methyl-2-pentanol	-29 e	-15 e	3 e	27.1	63.0	120.9	5
C ₆ H ₁₄ O	3-Methyl-2-pentanol				36.5	76.1	133.8	5
C ₆ H ₁₄ O	4-Methyl-2-pentanol	-43 e	-24 e	0 e	30 e	71.9	131.3	5
C ₆ H ₁₄ O	2-Methyl-3-pentanol				29.8	68.8	126.0	5
C ₆ H ₁₄ O	3-Methyl-3-pentanol		-23 e	-4 e	22.9	61.1	121.1	5
C ₆ H ₁₄ O	2-Ethyl-1-butanol		-5 e	17 e	46 e	85.7	146.1	5
C ₆ H ₁₄ O	3,3-Dimethyl-1-butanol	-37 e	-16 e	9 e	42 e	84.3	142.5	5
C ₆ H ₁₄ O	2,3-Dimethyl-2-butanol			-5 e	23 e	61.3	118.2	5
C ₆ H ₁₄ O	Dipropyl ether	-80 e	-63 e	-41 e	-12 e	28.8	89.7	1
C ₆ H ₁₄ O	Diisopropyl ether		-76 e	-55 e	-28 e	11 e	68.1	1
C ₆ H ₁₄ O	Butyl ethyl ether	-78 e	-61 e	-39 e	-10 e	31.0	91.9	1
C ₆ H ₁₄ O	<i>tert</i> -Butyl ethyl ether	-90 e	-74 e	-53 e	-24.6	14.4	72.6	5
C ₆ H ₁₄ O ₂	2-Methyl-2,4-pentanediol	-8 e	17 e	48 e	86 e	134.4	197.5	5
C ₆ H ₁₄ O ₂	Ethylene glycol monobutyl ether	-31 e	-8 e	20 e	55 e	103.2	170.2	5
C ₆ H ₁₄ O ₂	1,1-Diethoxyethane	-68 e	-49 e	-26 e	3.7	44.2	101.9	5
C ₆ H ₁₄ O ₂	Ethylene glycol diethyl ether		-59 e	-35.3	-2.8	44.4	118.8	5
C ₆ H ₁₄ O ₃	1,2,6-Hexanetriol	92 e	114.8	146.0	191 e			5
C ₆ H ₁₄ O ₃	Dipropylene glycol				110 e	162.6	231.4	5
C ₆ H ₁₄ O ₃	Diethylene glycol monoethyl ether			40 e	80.3	132.4	201.4	5
C ₆ H ₁₄ O ₃	Diethylene glycol dimethyl ether	-42 e	-20 e	8.3	44.3	92.3	159.4	5
C ₆ H ₁₄ O ₃	Trimethylolpropane	73 e	98 e	128 e	167.8	220.5	295 e	5
C ₆ H ₁₄ O ₄	Triethylene glycol	44 e	74 e	109.0	152.6	207.2	277.9	5
C ₆ H ₁₄ S	1-Hexanethiol	-45 e	-25 e	1 e	35 e	81.7	152.2	5
C ₆ H ₁₄ S	2-Hexanethiol	-50 e	-32 e	-8 e	25 e	69.9	138.4	5
C ₆ H ₁₄ S	Dipropyl sulfide	-50 e	-30 e	-6 e	28 e	73.6	142.4	5
C ₆ H ₁₄ S	Diisopropyl sulfide	-65 e	-47 e	-23 e	9 e	53.1	119.6	5
C ₆ H ₁₄ S	Isopropyl propyl sulfide				18.5	63.8	131.6	5
C ₆ H ₁₄ S	Butyl ethyl sulfide	-49 e	-30 e	-5 e	29 e	74.8	143.8	5
C ₆ H ₁₅ N	Hexylamine			-10 e	22 e	66.0	130.6	5
C ₆ H ₁₅ N	Butylethylamine				6.1	47.7	107.0	5

Mol. form.	Name	Temperature in °C for the indicated pressure						Ref.
		1 Pa	10 Pa	100 Pa	1 kPa	10 kPa	100 kPa	
C ₆ H ₁₅ N	Dipropylamine		-48 e	-25 e	6 e	47.5	108.8	5
C ₆ H ₁₅ N	Diisopropylamine			-47 e	-17.5	23.5	84.0	5
C ₆ H ₁₅ N	Triethylamine	-58 e	-45 e	-29 e	-5 e	29.9	88.5	1
C ₆ H ₁₅ NO	2-Diethylaminoethanol					97 e	160.6	5
C ₆ H ₁₅ NO ₃	Triethanolamine	75 e	108 e	148 e	196 e	256.7	334 e	5
C ₆ H ₁₅ O ₄ P	Triethyl phosphate			34	76	132	211	4
C ₆ H ₁₆ N ₂	Hexamethylenediamine				76.0	128.2	199.0	5
C ₆ H ₁₆ O ₂ Si	Diethoxydimethylsilane	-62 e	-44 e	-21.2	9.1	51.0	113.0	5
C ₆ H ₁₈ Cl ₂ O ₂ Si ₃	1,5-Dichloro-1,1,3,3,5,5-hexamethyltrisiloxane	-29 e	-7 e	22.2	59.7	110.5	183.4	5
C ₆ H ₁₈ OSi ₂	Hexamethyldisiloxane		-56 e	-34 e	-5 e	37.1	100.1	5
C ₆ MoO ₆	Molybdenum hexacarbonyl		17.4 s	42.8 s	73.1 s	109.9 s	155.4 s	5
C ₇ F ₁₄	Perfluoromethylcyclohexane				-21 e	18 e	75.9	1
C ₇ F ₁₆	Perfluoroheptane		-62 e	-41 e	-14 e	24.7	82.1	1
C ₇ HF ₁₅	1H-Pentadecafluoroheptane				-7 e	35.9	96.0	5
C ₇ H ₃ ClF ₃ NO ₂	1-Chloro-2-nitro-4-(trifluoromethyl)benzene	3 e	26 e	55 e	92.8	145.2	222.0	5
C ₇ H ₃ F ₅	2,3,4,5,6-Pentafluorotoluene			-20 e	11 e	53.6	117.0	5
C ₇ H ₄ ClF ₃	1-Chloro-2-(trifluoromethyl) benzene			1 e	34.5	81.8	151.8	5
C ₇ H ₄ ClF ₃	1-Chloro-3-(trifluoromethyl) benzene	-53 e	-34 e	-9 e	24.2	69.8	137.2	5
C ₇ H ₄ ClF ₃	1-Chloro-4-(trifluoromethyl) benzene			-9 e	24.2	70.4	138.1	5
C ₇ H ₄ Cl ₂ O	<i>o</i> -Chlorobenzoyl chloride				93 e	149 e	237.0	5
C ₇ H ₄ Cl ₂ O	<i>m</i> -Chlorobenzoyl chloride				87.8	147 e	225.0	5
C ₇ H ₄ F ₃ NO ₂	1-Nitro-3-(trifluoromethyl) benzene		11 e	39 e	76.2	127.3	202.2	5
C ₇ H ₄ F ₄	1-Fluoro-4-(trifluoromethyl) benzene			-38 e	-6 e	38.6	102.3	5
C ₇ H ₅ BrO	Benzoyl bromide	-15 e	11 e	42.6	83.9	139.5	218.0	5
C ₇ H ₅ ClO	Benzoyl chloride			27.5	67.0	120.4	196.7	5
C ₇ H ₅ Cl ₃	(Trichloromethyl)benzene		9 e	40.6	81.5	136.2	213.0	5
C ₇ H ₅ F ₃	(Trifluoromethyl)benzene				-3 e	39 e	101.6	5
C ₇ H ₅ N	Benzonitrile		-6 e	23.9	63.1	115.7	190.0	5
C ₇ H ₅ NS	Phenyl isothiocyanate				79.4	105 e	117 e	5
C ₇ H ₆ Cl ₂	2,4-Dichlorotoluene		6 e	33 e	68.3	119.5	199.1	5
C ₇ H ₆ Cl ₂	3,4-Dichlorotoluene	-13 e	9 e	38 e	76 e	129.3	208.4	5
C ₇ H ₆ Cl ₂	(Dichloromethyl)benzene			31	72	130	213	4
C ₇ H ₆ O	Benzaldehyde		-9 e	19 e	54.6	104.6	178.3	1
C ₇ H ₆ O ₂	Salicylaldehyde		-1 e	29 e	68 e	120.7	196.2	5
C ₇ H ₇ Br	<i>o</i> -Bromotoluene		-10 e	17 e	54 e	104.8	181.1	5
C ₇ H ₇ Br	<i>m</i> -Bromotoluene	-34 e	-11 e	19.4	58.1	109.9	183.1	5
C ₇ H ₇ Br	<i>p</i> -Bromotoluene				57 e	107.8	183.8	5
C ₇ H ₇ Br	(Bromomethyl)benzene			25.4	66.8	121.7	198.3	5
C ₇ H ₇ Cl	<i>o</i> -Chlorotoluene		-24 e	3 e	38 e	86.3	158.7	1,5
C ₇ H ₇ Cl	<i>m</i> -Chlorotoluene	-41 e	-21 e	6 e	41 e	89 e	161.8	5
C ₇ H ₇ Cl	<i>p</i> -Chlorotoluene				40 e	88.9	161.5	1,5
C ₇ H ₇ Cl	(Chloromethyl)benzene	-34 e	-11 e	17.7	55.4	106.3	178.9	5
C ₇ H ₇ ClO	1-Chloro-2-methoxy-benzene	-22 e	2 e	33 e	72 e	125.2	201 e	5
C ₇ H ₇ F	<i>o</i> -Fluorotoluene		-50 e	-26 e	5 e	49.0	113.9	5
C ₇ H ₇ F	<i>m</i> -Fluorotoluene	-67 e	-48 e	-25 e	7 e	51.0	116.1	5
C ₇ H ₇ F	<i>p</i> -Fluorotoluene		-48 e	-24 e	7 e	51 e	116.2	5
C ₇ H ₇ NO ₂	<i>o</i> -Nitrotoluene	23 e	40 e	62 e	94 e	141.9	221.9	5
C ₇ H ₇ NO ₂	<i>m</i> -Nitrotoluene			45 e	89.7	148.7	231.3	5
C ₇ H ₇ NO ₃	2-Nitroanisole	15 e	45 e	82 e	129 e	189.4	271.8	5
C ₇ H ₈	Toluene	-78.1	-57.1	-31.3	1.5	45.2	110.1	5
C ₇ H ₈	Bicyclo[2.2.1]hepta-2,5-diene				-15 e	27.4	91 e	5
C ₇ H ₈ Cl ₂ Si	Dichloromethylphenylsilane			32.4	71.8	126.0	205.0	5
C ₇ H ₈ O	<i>o</i> -Cresol	-6.4 s	12.8 s	40.2	72.3	120.3	190.5	1,5
C ₇ H ₈ O	<i>m</i> -Cresol	20.8	33.6	52.4	82.6	130.6	201.8	1,5
C ₇ H ₈ O	<i>p</i> -Cresol	-0.2 s	20.7 s	52.7	83.1	130.7	201.5	1,5
C ₇ H ₈ O	Benzyl alcohol	8 e	28 e	54 e	88 e	134.7	204.9	1
C ₇ H ₈ O	Anisole		-21 e	4 e	38 e	84 e	153.2	1,5
C ₇ H ₈ S	3-Methylbenzenethiol		0 e	29 e	66 e	117.9	194.6	5
C ₇ H ₉ N	Benzylamine			25.6	62.6	112.7	183.9	5

Mol. form.	Name	Temperature in °C for the indicated pressure						Ref.
		1 Pa	10 Pa	100 Pa	1 kPa	10 kPa	100 kPa	
C ₇ H ₉ N	<i>o</i> -Methylaniline	1.0	18.8	42.6	76.1	125.6	199.9	1,5
C ₇ H ₉ N	<i>m</i> -Methylaniline	3.8	22.0	46.2	80.1	128.8	202.9	1,5
C ₇ H ₉ N	<i>p</i> -Methylaniline				77.1	126.2	199.9	5
C ₇ H ₉ N	<i>N</i> -Methylaniline	-16 e	6 e	34 e	70.3	121.1	195.8	1
C ₇ H ₉ N	2-Ethylpyridine	-46 e	-26 e	-1 e	33 e	79.3	149.0	5
C ₇ H ₉ N	3-Ethylpyridine	-38 e	-17 e	9 e	44 e	92.7	166.5	5
C ₇ H ₉ N	4-Ethylpyridine	-35 e	-15 e	11 e	46 e	94.4	168.6	5
C ₇ H ₉ N	2,3-Dimethylpyridine				42 e	89.9	160.6	5
C ₇ H ₉ N	2,4-Dimethylpyridine		-25 e	3.7	40.0	87.5	157.9	1,5
C ₇ H ₉ N	2,5-Dimethylpyridine			4 e	39 e	86.2	156.6	1
C ₇ H ₉ N	2,6-Dimethylpyridine			-3 e	29.9	75.8	143.6	1
C ₇ H ₉ N	3,4-Dimethylpyridine		-9 e	19 e	55 e	104.8	178.6	5
C ₇ H ₉ N	3,5-Dimethylpyridine			11 e	48 e	98 e	171.5	1
C ₇ H ₁₀ N ₂	Toluene-2,4-diamine			100.4	145.3	202.9	279.5	5
C ₇ H ₁₂	1-Heptyne	-75 e	-57 e	-35 e	-5 e	37.1	99.5	5
C ₇ H ₁₂	2-Heptyne		-51 e	-27 e	4 e	46.9	111.5	5
C ₇ H ₁₂	3-Heptyne	-71 e	-53 e	-31 e	0 e	42.7	106.4	5
C ₇ H ₁₂	5-Methyl-1-hexyne	-80 e	-62 e	-40 e	-11 e	30.1	91.4	5
C ₇ H ₁₂	5-Methyl-2-hexyne	-75 e	-57 e	-34 e	-4 e	38.6	102.0	5
C ₇ H ₁₂	2-Methyl-3-hexyne	-78 e	-61 e	-39 e	-9 e	32.6	94.8	5
C ₇ H ₁₂	4,4-Dimethyl-1-pentyne		-73 e	-52 e	-24 e	15.9	75.6	5
C ₇ H ₁₂	4,4-Dimethyl-2-pentyne		-70 e	-48 e	-19 e	21.4	82.6	5
C ₇ H ₁₂	Bicyclo[4.1.0]heptane					49.9	116.3	5
C ₇ H ₁₂	Cycloheptene			-30.0	3.4	47.5	108 e	5
C ₇ H ₁₂	1-Methylbicyclo(3,1,0)hexane					29.8	92.6	5
C ₇ H ₁₂	Methylenecyclohexane	-76 e	-58 e	-35 e	-5 e	38 e	103.0	5
C ₇ H ₁₂	1-Methylcyclohexene	-72 e	-53 e	-30 e	1 e	45 e	109.8	5
C ₇ H ₁₂	4-Methylcyclohexene	-76 e	-59 e	-36 e	-5 e	37.9	102.3	5
C ₇ H ₁₂	1-Ethylcyclopentene	-75 e	-57 e	-34 e	-3 e	40.7	105.8	5
C ₇ H ₁₂	1,2-Dimethylcyclopentene	-75 e	-57 e	-34 e	-3 e	40.2	105.3	5
C ₇ H ₁₂	1,5-Dimethylcyclopentene	-77 e	-59 e	-36 e	-5.5	37.3	101.5	5
C ₇ H ₁₂ O	Cycloheptanone			18 e	53.7	104.0	178.7	5
C ₇ H ₁₂ O ₂	Butyl acrylate	-52 e	-31 e	-4.5	30.4	78.0	146.9	5
C ₇ H ₁₂ O ₂	Propyl methacrylate				26 e	73.8	139.7	5
C ₇ H ₁₂ O ₃	Ethyl levulinate		17 e	45.3	82.6	133.2	205.7	5
C ₇ H ₁₂ O ₄	Diethyl malonate	-23 e	4 e	36.0	76.4	128.5	198.3	5
C ₇ H ₁₂ O ₄	Dimethyl glutarate	-11 e	15 e	47 e	87.7	139.8	209.5	5
C ₇ H ₁₃ ClO	Heptanoyl chloride	-17 e	4 e	29.4	59.7	96.9	144.0	5
C ₇ H ₁₄	1-Heptene	-82.1	-63.8	-40.6	-10.7	31.1	93.2	1,5
C ₇ H ₁₄	<i>cis</i> -2-Heptene	-79 e	-61 e	-38 e	-8 e	34.3	98.0	5
C ₇ H ₁₄	<i>trans</i> -2-Heptene	-79 e	-61 e	-39 e	-8 e	34.0	97.5	5
C ₇ H ₁₄	<i>cis</i> -3-Heptene	-80 e	-62 e	-40 e	-10 e	32.3	95.3	5
C ₇ H ₁₄	<i>trans</i> -3-Heptene	-80 e	-62 e	-40 e	-10 e	32.2	95.2	5
C ₇ H ₁₄	2-Methyl-1-hexene	-81 e	-64 e	-42 e	-12 e	29.3	91.6	5
C ₇ H ₁₄	4-Methyl-1-hexene	-84 e	-67 e	-45 e	-16 e	25.3	86.3	5
C ₇ H ₁₄	2-Methyl-2-hexene	-80 e	-63 e	-40 e	-10 e	32.0	95.0	5
C ₇ H ₁₄	<i>cis</i> -3-Methyl-2-hexene	-79 e	-62 e	-39 e	-9 e	33.4	96.8	5
C ₇ H ₁₄	<i>trans</i> -4-Methyl-2-hexene	-83 e	-66 e	-44 e	-15 e	25.9	87.1	5
C ₇ H ₁₄	<i>trans</i> -5-Methyl-2-hexene	-83 e	-66 e	-44 e	-15 e	26.3	87.7	5
C ₇ H ₁₄	<i>trans</i> -2-Methyl-3-hexene	-84 e	-67 e	-45 e	-16 e	24.6	85.5	5
C ₇ H ₁₄	3-Ethyl-1-pentene	-85 e	-68 e	-46 e	-17 e	23.2	83.7	5
C ₇ H ₁₄	2,3-Dimethyl-1-pentene	-85 e	-68 e	-46 e	-17 e	23.4	83.8	5
C ₇ H ₁₄	2,4-Dimethyl-1-pentene	-88 e	-71 e	-50 e	-21 e	20.0	81.2	5
C ₇ H ₁₄	3,3-Dimethyl-1-pentene	-87 e	-71 e	-50 e	-21 e	18.1	77.1	5
C ₇ H ₁₄	4,4-Dimethyl-1-pentene	-94 e	-78 e	-57 e	-28 e	11.5	72.1	5
C ₇ H ₁₄	2,3-Dimethyl-2-pentene	-79 e	-62 e	-39 e	-9 e	33.5	96.9	5
C ₇ H ₁₄	2,4-Dimethyl-2-pentene	-84 e	-68 e	-46 e	-18 e	22.6	82.9	5
C ₇ H ₁₄	<i>cis</i> -3,4-Dimethyl-2-pentene	-83 e	-65 e	-43 e	-14 e	27.2	88.8	5
C ₇ H ₁₄	<i>trans</i> -3,4-Dimethyl-2-pentene	-82 e	-64 e	-42 e	-13 e	29.0	91.1	5
C ₇ H ₁₄	<i>cis</i> -4,4-Dimethyl-2-pentene	-90 e	-73 e	-51 e	-22 e	18.6	80.0	5

Mol. form.	Name	Temperature in °C for the indicated pressure						Ref.
		1 Pa	10 Pa	100 Pa	1 kPa	10 kPa	100 kPa	
C ₇ H ₁₄	<i>trans</i> -4,4-Dimethyl-2-pentene	-90 e	-73 e	-52 e	-23 e	16.6	76.3	5
C ₇ H ₁₄	2,3,3-Trimethyl-1-butene	-91 e	-75 e	-53 e	-24.2	16.3	77.5	5
C ₇ H ₁₄	Cycloheptane				6 e	51.1	118.4	1
C ₇ H ₁₄	Methylcyclohexane	-79 e	-62 e	-39 e	-7.9	35.5	100.5	1
C ₇ H ₁₄	Ethylcyclopentane	-76 e	-59 e	-35 e	-5 e	38.4	103.0	5
C ₇ H ₁₄	1,1-Dimethylcyclopentane		-69 e	-47 e	-17 e	24.8	87.4	5
C ₇ H ₁₄	<i>cis</i> -1,2-Dimethylcyclopentane			-38 e	-8 e	34.9	99.0	5
C ₇ H ₁₄	<i>trans</i> -1,2-Dimethylcyclopentane	-83 e	-66 e	-43 e	-13 e	28.4	91.4	5
C ₇ H ₁₄	<i>cis</i> -1,3-Dimethylcyclopentane	-84 e	-66 e	-44 e	-14 e	28.2	91.1	5
C ₇ H ₁₄	<i>trans</i> -1,3-Dimethylcyclopentane	-84 e	-67 e	-44 e	-14 e	27.4	90.3	5
C ₇ H ₁₄ O	1-Heptanal	-41 e	-21 e	4 e	37 e	83.7	152.3	5
C ₇ H ₁₄ O	2-Heptanone		-22 e	3 e	36 e	82.2	150.6	1
C ₇ H ₁₄ O	3-Heptanone		-28 e	0 e	36 e	83.2	147.0	5
C ₇ H ₁₄ O	4-Heptanone	-27 e	-6 e	18.8	50.2	90.3	143.4	5
C ₇ H ₁₄ O	5-Methyl-2-hexanone		-27 e	-2 e	31.0	76.6	144.4	5
C ₇ H ₁₄ O	2,4-Dimethyl-3-pentanone	-61 e	-42 e	-18 e	14 e	58.5	124.8	1
C ₇ H ₁₄ O ₂	Heptanoic acid	24 e	46 e	72 e	107 e	154.6	222.6	5
C ₇ H ₁₄ O ₂	Pentyl acetate	-58 e	-39 e	-14 e	20 e	70.1	149 e	5
C ₇ H ₁₄ O ₂	Isopentyl acetate	-51 e	-30 e	-4 e	30.3	76.2	141.4	5
C ₇ H ₁₄ O ₂	Isobutyl propanoate	-35 e	-19 e	2 e	31 e	72.0	136.1	5
C ₇ H ₁₄ O ₂	Propyl butanoate	-35 e	-19 e	3 e	32.0	74.9	142.8	5
C ₇ H ₁₄ O ₂	Propyl isobutanoate		-28 e	-5.7	24.5	67.5	133.3	5
C ₇ H ₁₄ O ₂	Isopropyl isobutanoate		-44 e	-19.7	12.2	56.0	120.1	5
C ₇ H ₁₄ O ₂	Ethyl 3-methylbutanoate	-57 e	-36 e	-10 e	23.9	69.5	134.4	5
C ₇ H ₁₄ O ₂	Methyl hexanoate	-47 e	-26 e	2 e	36.6	83.3	149 e	5
C ₇ H ₁₄ O ₂	4-Methoxy-4-methyl-2-pentanone				43 e	89.8	160 e	5
C ₇ H ₁₅ Br	1-Bromoheptane	-30 e	-9 e	18 e	54 e	104.4	178.4	5
C ₇ H ₁₅ Cl	1-Chloroheptane	-39 e	-19 e	7 e	41 e	88.6	159.9	5
C ₇ H ₁₅ F	1-Fluoroheptane	-64 e	-45 e	-22 e	10 e	53.3	117.4	5
C ₇ H ₁₅ I	1-Iodoheptane	-19 e	3 e	32 e	71 e	123.8	203.4	5
C ₇ H ₁₆	Heptane	-78.6	-60.2	-37.0	-6.6	35.4	98.0	16
C ₇ H ₁₆	2-Methylhexane	-82 e	-65 e	-43 e	-13 e	27.8	89.7	1
C ₇ H ₁₆	3-Methylhexane	-81 e	-64 e	-42 e	-12 e	29.2	91.5	1
C ₇ H ₁₆	3-Ethylpentane	-81 e	-63 e	-41 e	-11 e	30.5	93.1	1
C ₇ H ₁₆	2,2-Dimethylpentane	-90 e	-73 e	-52 e	-22.9	17.6	78.8	1
C ₇ H ₁₆	2,3-Dimethylpentane	-87 e	-68.4	-45.3	-14.9	26.8	89.3	5
C ₇ H ₁₆	2,4-Dimethylpentane	-89 e	-72 e	-50 e	-21.3	19.2	80.1	1
C ₇ H ₁₆	3,3-Dimethylpentane	-88 e	-71 e	-49 e	-18.8	22.9	85.6	1
C ₇ H ₁₆	2,2,3-Trimethylbutane				-23.2	18.1	80.4	5
C ₇ H ₁₆ O	1-Heptanol		17 e	40 e	70.1	112.5	176 e	1
C ₇ H ₁₆ O	2-Heptanol	-9 e	7 e	27 e	55.0	95.2	158.7	5
C ₇ H ₁₆ O	3-Heptanol	-8 e	7 e	27 e	54.5	93.9	156.3	5
C ₇ H ₁₆ O	4-Heptanol	-16 e	1 e	22 e	51 e	91.9	154.6	5
C ₇ H ₁₆ O	2,2-Dimethyl-3-pentanol			9 e	35 e	73.1	135.5	5
C ₇ H ₁₆ S	1-Heptanethiol	-30 e	-9 e	18 e	53 e	102.7	176.4	5
C ₇ H ₁₇ N	Heptylamine			5 e	39 e	86.7	156.4	5
C ₇ H ₁₈ N ₂	<i>N,N</i> -Diethyl-1,3-propanediamine				50.1	99.9	167.7	5
C ₈ F ₁₈	Perfluorooctane				5 e	45.0	105.6	5
C ₈ H ₄ O ₃	Phthalic anhydride	48.2 s	72.4 s			192.7	284.2	5
C ₈ H ₆ O	Benzofuran		-16 e	12 e	47.9	97.7	170.7	5
C ₈ H ₇ Cl	<i>o</i> -Chlorostyrene	-33 e	-10 e	20 e	58 e	110.8	188 e	5
C ₈ H ₇ N	2-Methylbenzotrile		1 e	32.1	72.2	126.6	204.7	5
C ₈ H ₇ N	4-Methylbenzotrile			40.1	78.7	134.3	221.3	5
C ₈ H ₇ N	Benzeneacetoneitrile	-3 e	23 e	55.3	97.4	153.7	233.1	5
C ₈ H ₇ N	Indole	20.6 s	44.5 s				254.0	5
C ₈ H ₇ NO ₄	Methyl 2-nitrobenzoate	17 e	49 e	89 e	140 e	208 e	302 e	5
C ₈ H ₈	Styrene		-31 e	-5 e	28.6	75.4	144.7	1
C ₈ H ₈	1,3,5,7-Cyclooctatetraene				24.3	71.0	140.1	5
C ₈ H ₈ O	Acetophenone			36 e	73 e	125.3	201.5	5
C ₈ H ₈ O ₂	Phenyl acetate		3 e	33.1	72.2	123.9	195.5	5

Mol. form.	Name	Temperature in °C for the indicated pressure						Ref.
		1 Pa	10 Pa	100 Pa	1 kPa	10 kPa	100 kPa	
C ₈ H ₈ O ₂	Methyl benzoate		-1 e	29 e	68 e	121.2	198.9	5
C ₈ H ₈ O ₂	4-Methoxybenzaldehyde	9 e	35 e	68.1	110.8	167.9	248.5	5
C ₈ H ₈ O ₃	Methyl salicylate	-1 e	22 e	51 e	88.8	141.8	219.9	5
C ₈ H ₉ Cl	1-Chloro-2-ethylbenzene	-30 e	-9 e	18 e	54 e	103.7	177.9	5
C ₈ H ₉ Cl	1-Chloro-4-ethylbenzene	-27 e	-6 e	22 e	58 e	108.7	183.9	5
C ₈ H ₉ NO ₂	1-Ethyl-4-nitrobenzene	10 e	36 e	69 e	111.6	168 e	245 e	5
C ₈ H ₁₀	Ethylbenzene	-56.2	-36.8	-12.0	21.1	67.1	135.7	1
C ₈ H ₁₀	<i>o</i> -Xylene			-7 e	27 e	74.2	143.9	1
C ₈ H ₁₀	<i>m</i> -Xylene		-35 e	-10 e	23.4	69.8	138.7	1
C ₈ H ₁₀	<i>p</i> -Xylene				22.4	68.9	137.9	1
C ₈ H ₁₀ O	<i>o</i> -Ethylphenol		16.9	44.5	81.1	130.9	204.0	5
C ₈ H ₁₀ O	<i>m</i> -Ethylphenol	5.6	29.2	57.5	91.9	144.8	217.9	5
C ₈ H ₁₀ O	<i>p</i> -Ethylphenol			60 e	95.5	144.6	217.5	5
C ₈ H ₁₀ O	2,3-Xylenol	14.3 s	34.3 s	57.2 s	91.4	141.7	216.4	1,5
C ₈ H ₁₀ O	2,4-Xylenol			50.2	85.5	137.2	210.5	1,5
C ₈ H ₁₀ O	2,5-Xylenol	13.4 s	33.2 s	55.9 s	87.4	137.0	210.6	5
C ₈ H ₁₀ O	2,6-Xylenol	-3.1 s	16.7 s	39.6 s	75.3	125.9	200.6	1,5
C ₈ H ₁₀ O	3,4-Xylenol	19.7 s	40.2 s	63.7 s	102.1	152.3	226.4	1,5
C ₈ H ₁₀ O	3,5-Xylenol	16.5 s	37.2 s	61.1 s	98.0	147.9	221.3	1,5
C ₈ H ₁₀ O	Benzeneethanol	2 e	25 e	54 e	92 e	143.6	217.7	5
C ₈ H ₁₀ O	Phenetole		-9 e	17 e	51 e	99 e	169.3	5
C ₈ H ₁₀ O ₂	2-Phenoxyethanol	21 e	46 e	75.9	115.4	168.7	244.8	5
C ₈ H ₁₀ O ₂	1,3-Dimethoxybenzene	18 e	34 e	56 e	86.7	135.5	223 e	5
C ₈ H ₁₁ N	<i>p</i> -Ethylaniline	-2 e	21 e	49 e	87 e	139.4	216.7	5
C ₈ H ₁₁ N	<i>N</i> -Ethylaniline	-15 e	8 e	38 e	76.4	128.8	204.2	5
C ₈ H ₁₁ N	<i>N,N</i> -Dimethylaniline			28 e	66 e	118.1	193.6	1
C ₈ H ₁₁ N	2,4-Xylidine	-2 e	21 e	51 e	88 e	139.1	210.9	5
C ₈ H ₁₁ N	2,6-Xylidine			37 e	80 e	137.7	217.7	5
C ₈ H ₁₁ N	5-Ethyl-2-picoline	-33 e	-9.3	20 e			178.0	5
C ₈ H ₁₁ NO	<i>o</i> -Phenetidine	0 e	27 e	60 e	102.2	156.0	228.1	5
C ₈ H ₁₂	1,5-Cyclooctadiene		-37 e	-8 e	30 e	80.2	150 e	5
C ₈ H ₁₂	4-Vinylcyclohexene	-62 e	-43 e	-19 e	14.1	59.9	129 e	5
C ₈ H ₁₂ O ₄	Diethyl maleate	-6 e	20 e	52.2	93.5	148.4	224.8	5
C ₈ H ₁₄	2,5-Dimethyl-1,5-hexadiene	-38 e	-26 e	-10 e	14 e	50.8	115.1	5
C ₈ H ₁₄	1-Octyne	-59 e	-40 e	-16 e	16 e	60.3	125.8	1
C ₈ H ₁₄	2-Octyne	-52 e	-33 e	-8 e	25 e	70.6	137.8	1
C ₈ H ₁₄	3-Octyne	-55 e	-35 e	-11 e	22 e	66.8	132.8	1
C ₈ H ₁₄	4-Octyne	-56 e	-36 e	-12 e	21 e	65.6	131.4	1
C ₈ H ₁₄	1-Ethylcyclohexene	-55 e	-35 e	-11 e	22 e	68 e	136.5	5
C ₈ H ₁₄ O ₂	Cyclohexyl acetate					103.1	172.9	5
C ₈ H ₁₄ O ₂	Butyl methacrylate				47 e	93.3	159.0	5
C ₈ H ₁₄ O ₃	Butanoic anhydride	-28 e	-2 e	30 e	71 e	123.8	196.5	5
C ₈ H ₁₄ O ₄	Ethyl succinate	-6 e	20 e	51.0	91.1	143.7	216.1	5
C ₈ H ₁₄ O ₄	Dipropyl oxalate	-4 e	20 e	49.9	88.6	140.4	213.0	5
C ₈ H ₁₄ O ₄	Dimethyl adipate		28 e	61 e	103 e	156.1	227.3	5
C ₈ H ₁₅ Br	(2-Bromoethyl)cyclohexane	-14 e	8 e	36.9	75.3	129.7	212.5	5
C ₈ H ₁₅ ClO	Octanoyl chloride	1 e	22 e	46 e	74.7	109 e	150 e	5
C ₈ H ₁₅ N	Octanenitrile	-15 e	8 e	37 e	75 e	127.7	204.4	5
C ₈ H ₁₆	1-Octene	-65.7	-46.1	-21.4	10.5	54.9	120.9	1,5
C ₈ H ₁₆	<i>cis</i> -2-Octene	-59 e	-41 e	-17 e	15 e	59 e	125.2	5
C ₈ H ₁₆	<i>trans</i> -2-Octene	-59 e	-41 e	-17 e	14 e	59 e	124.5	5
C ₈ H ₁₆	<i>cis</i> -3-Octene	-65 e	-46 e	-22 e	10 e	55.1	122.4	5
C ₈ H ₁₆	<i>trans</i> -3-Octene	-61 e	-43 e	-19 e	13 e	57 e	122.8	5
C ₈ H ₁₆	<i>cis</i> -4-Octene	-63 e	-44 e	-20 e	11 e	56 e	122.1	5
C ₈ H ₁₆	<i>trans</i> -4-Octene	-65 e	-46 e	-22 e	10 e	54.6	121.8	5
C ₈ H ₁₆	2-Methyl-1-heptene	-66 e	-48 e	-24 e	8 e	52.3	118.7	5
C ₈ H ₁₆	2,2-Dimethyl- <i>cis</i> -3-hexene	-74 e	-56 e	-33 e	-3 e	40.1	105.0	5
C ₈ H ₁₆	2,3-Dimethyl-2-hexene	-65 e	-47 e	-23 e	10 e	54.3	121.3	5
C ₈ H ₁₆	2,3,3-Trimethyl-1-pentene		-53 e	-30 e	1 e	43.8	107.9	5
C ₈ H ₁₆	2,4,4-Trimethyl-1-pentene	-79 e	-61 e	-38 e	-7 e	36.2	101.0	5

Mol. form.	Name	Temperature in °C for the indicated pressure						Ref.
		1 Pa	10 Pa	100 Pa	1 kPa	10 kPa	100 kPa	
C ₈ H ₁₆	2,3,4-Trimethyl-2-pentene	-68 e	-49 e	-26 e	6 e	50.0	115.8	5
C ₈ H ₁₆	2,4,4-Trimethyl-2-pentene	-73 e	-56 e	-33 e	-2 e	40.4	104.5	5
C ₈ H ₁₆	Cyclooctane				30 e	78 e	150.7	1
C ₈ H ₁₆	Ethylcyclohexane	-61 e	-42 e	-17 e	15.8	61.9	131.3	5
C ₈ H ₁₆	1,1-Dimethylcyclohexane			-27 e	5 e	50.6	119.1	5
C ₈ H ₁₆	<i>cis</i> -1,2-Dimethylcyclohexane		-44 e	-20 e	14 e	59.7	129.2	5
C ₈ H ₁₆	<i>trans</i> -1,2-Dimethylcyclohexane	-68 e	-49 e	-25 e	8 e	53.9	122.9	5
C ₈ H ₁₆	<i>cis</i> -1,3-Dimethylcyclohexane	-68 e	-48 e	-23 e	10 e	55.6	123.1	5
C ₈ H ₁₆	<i>trans</i> -1,3-Dimethylcyclohexane	-62 e	-45 e	-23 e	8 e	51.5	120.9	5
C ₈ H ₁₆	<i>cis</i> -1,4-Dimethylcyclohexane	-66 e	-47 e	-23 e	10 e	55.3	123.8	5
C ₈ H ₁₆	<i>trans</i> -1,4-Dimethylcyclohexane			-27 e	5 e	50.6	118.9	5
C ₈ H ₁₆	Propylcyclopentane	-60 e	-41 e	-16 e	16.5	62.1	130.5	5
C ₈ H ₁₆	Isopropylcyclopentane	-65 e	-46 e	-21 e	12 e	57.3	125.9	5
C ₈ H ₁₆	1-Ethyl-1-methylcyclopentane	-67 e	-49 e	-24 e	8 e	53.2	121.0	5
C ₈ H ₁₆	<i>cis</i> -1-Ethyl-2-methylcyclopentane	-63 e	-44 e	-19 e	13.3	59.1	127.6	5
C ₈ H ₁₆	1,1,2-Trimethylcyclopentane				2 e	46.2	113.2	5
C ₈ H ₁₆	1,1,3-Trimethylcyclopentane	-77 e	-59 e	-36 e	-5 e	38.7	104.4	5
C ₈ H ₁₆	1',2',4a-1,2,4-Trimethylcyclo-pentane	-70 e	-52 e	-28 e	4 e	48.9	116.2	5
C ₈ H ₁₆	1',2a,4'-1,2,4-Trimethylcyclo-pentane	-74 e	-56 e	-33 e	-1 e	42.8	108.8	5
C ₈ H ₁₆ O	1-Propylcyclopentanol	9 e	24 e	43 e	69.0	108.4	173.5	5
C ₈ H ₁₆ O	Octanal			6 e	45.7	97.8	170.2	5
C ₈ H ₁₆ O	2-Octanone		-3 e	23 e	57 e	103.8	172.1	5
C ₈ H ₁₆ O	3-Octanone			8 e	47.7	97 e	161 e	5
C ₈ H ₁₆ O	2,2,4-Trimethyl-3-pentanone			11.3	42.1	81.7	134.6	5
C ₈ H ₁₆ O ₂	Octanoic acid	37 e	58 e	85 e	120 e	165.5	238.4	1,5
C ₈ H ₁₆ O ₂	2-Ethylhexanoic acid				108 e	159.6	226.6	5
C ₈ H ₁₆ O ₂	Hexyl acetate	-37 e	-13 e	16 e	52.8	100.4	164 e	5
C ₈ H ₁₆ O ₂	Isopentyl propanoate			3.1	40.7	90.6	159.8	5
C ₈ H ₁₆ O ₂	Isobutyl isobutanoate	-47 e	-26 e	0.4	34.8	81.1	147.0	5
C ₈ H ₁₆ O ₂	Propyl 3-methylbutanoate			1.8	38.9	87.9	155.6	5
C ₈ H ₁₆ O ₂	Ethyl hexanoate	-31 e	-9 e	18.7	53.9	100.7	166.2	5
C ₈ H ₁₆ O ₂	Methyl heptanoate	-30 e	-9 e	19 e	54.2	102.4	172 e	5
C ₈ H ₁₆ O ₄	Diethylene glycol monoethyl ether acetate	-16 e	10.6	43.9	86.2	141.3	216.6	5
C ₈ H ₁₇ Br	1-Bromooctane	-17 e	6 e	34 e	72 e	123.8	200.3	5
C ₈ H ₁₇ Cl	1-Chlorooctane	-25 e	-4 e	23 e	59 e	108.8	182.9	5
C ₈ H ₁₇ Cl	3-(Chloromethyl)heptane					100.3	172.4	5
C ₈ H ₁₇ F	1-Fluorooctane				29 e	74.6	141.8	5
C ₈ H ₁₇ I	1-Iodoctane	-6 e	18 e	48 e	87 e	142.5	224.5	5
C ₈ H ₁₈	Octane		-42.6	-17.9	14.4	58.9	125.3	16
C ₈ H ₁₈	2-Methylheptane	-69 e	-49.1	-24.5	7.6	51.6	117.2	1,5
C ₈ H ₁₈	3-Methylheptane	-67 e	-48.1	-23.6	8.5	52.7	118.5	1,5
C ₈ H ₁₈	4-Methylheptane	-65 e	-47 e	-24 e	7.8	51.6	117.2	5
C ₈ H ₁₈	3-Ethylhexane				8 e	52.1	118.1	5
C ₈ H ₁₈	2,2-Dimethylhexane	-73 e	-55 e	-32 e	-1.5	41.6	106.4	5
C ₈ H ₁₈	2,3-Dimethylhexane				5 e	49.2	115.1	5
C ₈ H ₁₈	2,4-Dimethylhexane				0.6	43.9	109.0	5
C ₈ H ₁₈	2,5-Dimethylhexane	-71 e	-53 e	-30 e	0.7	43.8	108.6	5
C ₈ H ₁₈	3,3-Dimethylhexane	-72 e	-54 e	-30 e	1.4	45.4	111.5	5
C ₈ H ₁₈	3,4-Dimethylhexane				7 e	50.9	117.3	5
C ₈ H ₁₈	3-Ethyl-2-methylpentane	-69 e	-50 e	-27 e	5 e	48.9	115.2	5
C ₈ H ₁₈	3-Ethyl-3-methylpentane	-70 e	-51 e	-27 e	5 e	50.2	117.8	5
C ₈ H ₁₈	2,2,3-Trimethylpentane	-74 e	-56 e	-32 e	-0.8	43.1	109.4	5
C ₈ H ₁₈	2,2,4-Trimethylpentane	-81.9	-63.4	-39.8	-8.9	34.0	98.8	5
C ₈ H ₁₈	2,3,3-Trimethylpentane	-72 e	-54 e	-30 e	2.1	46.9	114.3	5
C ₈ H ₁₈	2,3,4-Trimethylpentane	-74 e	-54.5	-30.0	2.2	46.7	113.1	1,5
C ₈ H ₁₈	2,2,3,3-Tetramethylbutane	-62.5 s	-44 s	-20.9 s	8.9 s	48.8 s	105.8	5
C ₈ H ₁₈ O	1-Octanol	12 e	30 e	53 e	84 e	128.2	194.8	1,39
C ₈ H ₁₈ O	2-Octanol			40 e	69.9	112.5	179.4	1,39
C ₈ H ₁₈ O	3-Octanol	12 e	24 e	40 e	64 e	102.8	174.1	1

Mol. form.	Name	Temperature in °C for the indicated pressure						Ref.
		1 Pa	10 Pa	100 Pa	1 kPa	10 kPa	100 kPa	
C ₈ H ₁₈ O	4-Octanol			40 e	66.9	107.3	176.0	1,39
C ₈ H ₁₈ O	4-Methyl-3-heptanol	-52 e	-28 e	1 e	39 e	87.6	155.0	5
C ₈ H ₁₈ O	5-Methyl-3-heptanol	-35 e	-16 e	8 e	40 e	84.8	153.0	5
C ₈ H ₁₈ O	4-Methyl-4-heptanol	-17 e	1 e	24 e	55 e	97.2	160.7	5
C ₈ H ₁₈ O	2-Ethyl-1-hexanol			45 e	75 e	118.3	184.2	1
C ₈ H ₁₈ O	2-Ethyl-2-hexanol	-13 e	4 e	26 e	55 e	96.3	160.3	5
C ₈ H ₁₈ O	2,4,4-Trimethyl-2-pentanol		-7 e	13 e	40 e	79.8	146.1	5
C ₈ H ₁₈ O	2,2,4-Trimethyl-3-pentanol	-2 e	9 e	24 e	47 e	82.6	150.4	5
C ₈ H ₁₈ O	Dibutyl ether	-55 e	-35 e	-8 e	26 e	73.0	141.2	5
C ₈ H ₁₈ O	Di- <i>sec</i> -butyl ether			-19 e	12.1	55.4	120.6	5
C ₈ H ₁₈ O	Di- <i>tert</i> -butyl ether			-33 e	-2 e	41.7	106.8	1
C ₈ H ₁₈ O ₂	Ethylene glycol monohexyl ether	-13 e	14 e	46 e	86 e	137.7	206.9	5
C ₈ H ₁₈ O ₂	1,2-Dipropoxyethane			-44.2	-2.0	63.6	179.2	5
C ₈ H ₁₈ O ₂	Di- <i>tert</i> -butyl peroxide			-26 e	4.3	46.6	110.5	5
C ₈ H ₁₈ O ₃	Diethylene glycol monobutyl ether	14 e	37 e	66.8	104.9	153 e	230.4	5
C ₈ H ₁₈ O ₃	Diethylene glycol diethyl ether	-32 e	-7 e	25 e	64.9	117.1	189 e	5
C ₈ H ₁₈ O ₅	Tetraethylene glycol	89 e	117 e	151.1	192.2	242.9	307.3	5
C ₈ H ₁₈ S	1-Octanethiol	-15 e	6 e	34 e	71 e	122.1	198.5	5
C ₈ H ₁₈ S	Dibutyl sulfide	-22 e	0 e	27 e	63 e	113.5	188.4	5
C ₈ H ₁₉ N	Dibutylamine	-37 e	-16 e	10 e	44 e	90.8	159.1	5
C ₈ H ₁₉ N	Diisobutylamine	-57 e	-36 e	-9.0	25.5	72.2	139.0	5
C ₈ H ₂₀ O ₄ Si	Ethyl silicate	-77 e	-52 e	-21 e	21.6	80.5	164.1	5
C ₈ H ₂₀ Si	Tetraethylsilane			-6.5	30.5	80.6	152.6	5
C ₉ F ₂₀	Perfluorononane					40 e	114.7	5
C ₉ H ₆ N ₂ O ₂	Toluene-2,4-diisocyanate		39 e	72 e	113.9	169.7	247 e	5
C ₉ H ₇ N	Quinoline	-1.3	23.7	55.4	96.8	153.4	236.5	1,5
C ₉ H ₇ N	Isoquinoline		30.2	60.7	101.3	157.9	242.7	1,5
C ₉ H ₈	Indene			12 e	53.0	106.8	181.0	5
C ₉ H ₁₀	<i>cis</i> -1-Propenylbenzene	-38 e	-15.4	13.3	51.4	103.7	178.4	5
C ₉ H ₁₀	<i>trans</i> -1-Propenylbenzene		-16 e	13.3	51.6	103.7	178.4	5
C ₉ H ₁₀	Isopropenylbenzene			3.2	41.5	92.8	164.9	5
C ₉ H ₁₀	Indan	-33 e	-12 e	16 e	52 e	102.3	177.5	1
C ₉ H ₁₀ O	2,4-Dimethylbenzaldehyde	-3 e	23 e	54 e	93.2	144.6	214.5	5
C ₉ H ₁₀ O ₂	Ethyl benzoate	-18 e	8 e	39 e	80.1	135.1	212.8	5
C ₉ H ₁₀ O ₂	Benzyl acetate	-11 e	15 e	46.6	86.9	139.5	211 e	5
C ₉ H ₁₁ Br	1-Bromo-4-isopropylbenzene	-8 e	15 e	45 e	84 e	138.1	218.5	5
C ₉ H ₁₁ Cl	1-Chloro-2-isopropylbenzene	-23 e	-1 e	27 e	64 e	114.6	190.5	5
C ₉ H ₁₁ Cl	1-Chloro-4-isopropylbenzene		3 e	31 e	69 e	120.5	197.8	5
C ₉ H ₁₂	Propylbenzene	-43 e	-23 e	4 e	38 e	86.7	158.8	1
C ₉ H ₁₂	Isopropylbenzene	-46 e	-26 e	-1 e	33 e	80.9	152.0	1
C ₉ H ₁₂	<i>o</i> -Ethyltoluene	-40 e	-19 e	8 e	43 e	92.1	164.7	5
C ₉ H ₁₂	<i>m</i> -Ethyltoluene	-42 e	-21 e	5 e	40.4	88.9	160.8	5
C ₉ H ₁₂	<i>p</i> -Ethyltoluene	-41 e	-21 e	6 e	41 e	89.2	161.5	5
C ₉ H ₁₂	1,2,3-Trimethylbenzene		-12 e	15 e	52 e	101.5	175.6	1
C ₉ H ₁₂	1,2,4-Trimethylbenzene	-37 e	-16 e	11 e	47 e	95.9	168.9	1
C ₉ H ₁₂	1,3,5-Trimethylbenzene	-39 e	-18 e	9 e	43.7	92.4	164.3	1
C ₉ H ₁₂ O	Benzyl ethyl ether		-10 e	20.4	59.3	111.3	184.5	5
C ₉ H ₁₂ O	Phenyl propyl ether		-10 e	21 e	61 e	113.9	189.3	5
C ₉ H ₁₂ O	Phenyl isopropyl ether	-20 e	-1 e	23 e	56 e	103.7	176.9	5
C ₉ H ₁₃ N	2,4,6-Trimethylaniline	12 e	36 e	66 e	104.1	154.9	226 e	5
C ₉ H ₁₃ N	<i>N,N</i> -Dimethyl- <i>o</i> -toluidine	-25 e	-3 e	24.4	60.6	110.7	184.5	5
C ₉ H ₁₃ N	Amphetamine			33 e	70.1	118 e	202.0	5
C ₉ H ₁₄ O	Isophorone		1 e	33.1	75.1	132.4	215.1	5
C ₉ H ₁₄ O ₆	Triacetin	37.6	62 e	90 e	124 e	165 e	214 e	5
C ₉ H ₁₆ O ₄	Diethyl glutarate	-1 e	26 e	60.2	103.3	159.6	236.5	5
C ₉ H ₁₇ N	Nonanenitrile	-3 e	21 e	50.9	90.7	145.4	225.1	5
C ₉ H ₁₈	1-Nonene	-50.1	-29.4	-3.3	30.4	77.1	146.4	1,5
C ₉ H ₁₈	2-Methyl-1-octene	-53 e	-34 e	-9 e	25 e	72 e	144.1	5
C ₉ H ₁₈	Butylcyclopentane	-45 e	-24 e	1 e	36 e	84 e	156.1	5
C ₉ H ₁₈	Propylcyclohexane	-46 e	-26 e	0 e	35.1	83.6	156.2	5

Mol. form.	Name	Temperature in °C for the indicated pressure						Ref.
		1 Pa	10 Pa	100 Pa	1 kPa	10 kPa	100 kPa	
C ₉ H ₁₈	Isopropylcyclohexane	-48 e	-28 e	-2 e	33 e	81.3	154.0	5
C ₉ H ₁₈	<i>trans</i> -1-Ethyl-4-methylcyclo-hexane	-53 e	-33 e	-8 e	25 e	71.8	141.5	5
C ₉ H ₁₈	1,1,2-Trimethylcyclohexane			-12 e	23 e	71.5	145.5	5
C ₉ H ₁₈	1,1,3-Trimethylcyclohexane	-60 e	-41 e	-16 e	18 e	65.2	136.1	5
C ₉ H ₁₈	1',2a,4a-1,2,4-Trimethylcyclo-hexane	-71 e	-50 e	-22 e	15 e	65.7	140.7	5
C ₉ H ₁₈	1',3',5'-1,3,5-Trimethylcyclo-hexane	-72 e	-50 e	-22 e	14 e	65.1	140.0	5
C ₉ H ₁₈	Isobutylcyclopentane	-105 e	-88 e	-64 e	-28 e	31 e	147.0	5
C ₉ H ₁₈	<i>cis</i> -1-Methyl-2-propylcyclo-pentane	-52 e	-33 e	-7 e	28 e	77 e	152.0	5
C ₉ H ₁₈	<i>trans</i> -1-Methyl-2-propylcyclo-pentane	-56 e	-36 e	-11 e	23 e	72 e	145.8	5
C ₉ H ₁₈	1,1,3,3-Tetramethylcyclo-pentane	-72 e	-54 e	-30 e	2 e	47 e	117.4	5
C ₉ H ₁₈ O	Nonanal		-3 e	27.4	65.5	115.6	184.6	5
C ₉ H ₁₈ O	2-Nonanone		8 e	35 e	71 e	121.0	194.0	5
C ₉ H ₁₈ O	5-Nonanone			-1 e	39.1	94 e	188 e	5
C ₉ H ₁₈ O	2,6-Dimethyl-4-heptanone	-32 e	-12 e	14 e	48 e	96.2	167.7	5
C ₉ H ₁₈ O ₂	Nonanoic acid	48 e	69 e	97 e	133 e	182.7	255.1	5
C ₉ H ₁₈ O ₂	Heptyl acetate	-16 e	6 e	34 e	70 e	119.9	191.9	5
C ₉ H ₁₈ O ₂	Isopentyl butanoate				55 e	105.6	178.4	5
C ₉ H ₁₈ O ₂	Isobutyl 3-methylbutanoate			11.3	48.3	97.9	168.3	5
C ₉ H ₁₈ O ₂	Propyl hexanoate	-26 e	-2 e	28 e	65.1	113.4	178 e	5
C ₉ H ₁₈ O ₂	Methyl octanoate	-26 e	-9 e	13 e	40 e	76 e	127.9	5
C ₉ H ₁₉ Cl	1-Chlorononane	-11 e	11 e	39 e	76 e	127.8	204.7	5
C ₉ H ₂₀	Nonane	-46.8	-26.0	0.0	34.0	80.8	150.3	16
C ₉ H ₂₀	2-Methyloctane	-49 e	-30 e	-5 e	28 e	73.9	142.8	5
C ₉ H ₂₀	3-Methyloctane	-49 e	-29 e	-5 e	29 e	74.7	143.7	5
C ₉ H ₂₀	4-Methyloctane	-50 e	-30 e	-6 e	27 e	73.2	141.9	5
C ₉ H ₂₀	2,2-Dimethylheptane	-58 e	-39 e	-15 e	18 e	63.6	132.3	5
C ₉ H ₂₀	2,3-Dimethylheptane	-53 e	-33 e	-9 e	25 e	70.8	140.0	5
C ₉ H ₂₀	2,6-Dimethylheptane	-55 e	-36 e	-12 e	21 e	66.4	134.7	5
C ₉ H ₂₀	3-Ethyl-4-methylhexane			-9 e	24 e	70.6	139.9	5
C ₉ H ₂₀	2,2,4-Trimethylhexane	-66.1	-46.4	-21.3	11.8	57.7	126.0	5
C ₉ H ₂₀	2,2,5-Trimethylhexane	-65.1	-45.8	-21.2	11.2	56.2	123.7	1,5
C ₉ H ₂₀	2,3,3-Trimethylhexane	-58 e	-38 e	-13 e	20 e	66.7	137.2	5
C ₉ H ₂₀	2,3,5-Trimethylhexane	-60 e	-41 e	-16 e	17 e	62.3	130.9	5
C ₉ H ₂₀	2,4,4-Trimethylhexane	-62 e	-43 e	-18 e	15 e	61.0	130.2	5
C ₉ H ₂₀	3,3,4-Trimethylhexane	-53 e	-33 e	-7 e	28 e	76.3	148.9	5
C ₉ H ₂₀	3,3-Diethylpentane			-9 e	26 e	73.7	145.7	1
C ₉ H ₂₀	3-Ethyl-2,4-dimethylpentane	-58 e	-38 e	-13 e	20 e	66.7	136.2	5
C ₉ H ₂₀	2,2,3,3-Tetramethylpentane				21 e	68.5	139.8	1
C ₉ H ₂₀	2,2,3,4-Tetramethylpentane	-61 e	-42 e	-17 e	16 e	62.5	132.6	1
C ₉ H ₂₀	2,2,4,4-Tetramethylpentane		-49 e	-25 e	8 e	53.2	121.8	1
C ₉ H ₂₀	2,3,3,4-Tetramethylpentane	-57 e	-37 e	-12 e	22 e	69.7	141.1	1
C ₉ H ₂₀ O	1-Nonanol		40 e	64 e	96.9	141.0	213.0	5,39
C ₉ H ₂₀ O	3-Nonanol		24 e	47 e	78 e	123.0	194.2	5
C ₉ H ₂₀ O	4-Nonanol			45 e	76.4	121.3	192.0	5
C ₉ H ₂₀ O	5-Nonanol	13 e	31 e	54 e	84.5	128.1	194.7	5
C ₉ H ₂₀ O	2,2,4,4-Tetramethyl-3-pentanol				58	100	167	5
C ₉ H ₂₀ S	1-Nonanethiol	-2 e	21 e	49 e	87 e	140.4	219.2	5
C ₉ H ₂₁ BO ₃	Triisopropyl borate					73.1	139.0	5
C ₉ H ₂₁ N	Nonylamine		9 e	37 e	75 e	126.2	202.1	5
C ₉ H ₂₁ N	Tripropylamine	-39 e	-18 e	8 e	42 e	88.2	156.0	5
C ₁₀ F ₈	Perfluoronaphthalene	5.2 s	25.1 s	48.1 s				5
C ₁₀ F ₂₂	Perfluorodecane					52 e	132.9	5
C ₁₀ H ₇ Br	1-Bromonaphthalene	17 e	45 e	80.3	126.7	189.8	280.5	5
C ₁₀ H ₇ Cl	1-Chloronaphthalene	14 e	39 e	70.5	112.8	171.6	258.6	5
C ₁₀ H ₈	Naphthalene**	3.2 s	24.1 s	49.3 s	80.7	135.6	217.5	1,5
C ₁₀ H ₈	Azulene	24.1 s	46 s	71.5 s	103.3	162.6	244.0	5
C ₁₀ H ₈ O	1-Naphthol				137.2	196.7	281.8	5
C ₁₀ H ₈ O	2-Naphthol				140.7	200.5	286.8	5
C ₁₀ H ₉ N	1-Naphthalenamine		62 e	99.0	146.9	210.7	300.1	5
C ₁₀ H ₉ N	2-Naphthalenamine	36.3 s	65.9 s	103 s	150.9	215.1	305.5	5

Mol. form.	Name	Temperature in °C for the indicated pressure						Ref.
		1 Pa	10 Pa	100 Pa	1 kPa	10 kPa	100 kPa	
C ₁₀ H ₉ N	2-Methylquinoline	5.3	31.9	63.8	102.9	165.8	247.2	5
C ₁₀ H ₉ N	4-Methylquinoline	29 e	54 e	85 e	127 e	183.0	265.1	5
C ₁₀ H ₉ N	6-Methylquinoline	27 e	51 e	81 e	122 e	179.2	264.5	5
C ₁₀ H ₉ N	8-Methylquinoline	15 e	40 e	70 e	111 e	166.1	247.3	5
C ₁₀ H ₁₀	<i>m</i> -Divinylbenzene	-29 e	-4 e	27.1	67.6	122.1	199 e	5
C ₁₀ H ₁₀ O ₄	Dimethyl phthalate	27 e	56 e	92.7	137.8	195.8	272.7	5
C ₁₀ H ₁₀ O ₄	Dimethyl isophthalate			85 e	129.5	189.2	273 e	5
C ₁₀ H ₁₀ O ₄	Dimethyl terephthalate	56.6 s	79.4 s	106.1 s	137.9 s	197.9	282 e	5
C ₁₀ H ₁₂	1,2,3,4-Tetrahydronaphthalene	-21 e	3 e	33.2	74.1	127.4	207.8	5
C ₁₀ H ₁₂	2-Ethylstyrene	-31 e	-8 e	21 e	60 e	111.7	187 e	5
C ₁₀ H ₁₂	3-Ethylstyrene	-28 e	-5.3	24.1	62.6	116 e	193 e	5
C ₁₀ H ₁₂	4-Ethylstyrene	-31 e	-8.2	21.3	60.5	115 e	196 e	5
C ₁₀ H ₁₂ O	Estragole			48.5	88.0	140.7	214.6	5
C ₁₀ H ₁₂ O	4-Isopropylbenzaldehyde			54.1	96.0	152.2	231.5	5
C ₁₀ H ₁₂ O ₂	4-Allyl-2-methoxyphenol	9 e	37 e	72 e	115.9	173.8	252.9	5
C ₁₀ H ₁₂ O ₂	2-Phenylethyl acetate	-4 e	22 e	54 e	96 e	152.3	232.0	5
C ₁₀ H ₁₂ O ₂	Propyl benzoate	-8 e	18 e	50.2	92.3	149.2	230.5	5
C ₁₀ H ₁₂ O ₂	Ethyl phenylacetate	-9 e	19 e	52 e	95 e	150.2	225 e	5
C ₁₀ H ₁₂ O ₂	Isoeugenol				125 e	185.3	267.1	5
C ₁₀ H ₁₄	Butylbenzene	-28 e	-7 e	21 e	56.9	107.6	182.8	1,5
C ₁₀ H ₁₄	<i>sec</i> -Butylbenzene	-35 e	-14 e	13 e	48 e	98.3	172.8	5
C ₁₀ H ₁₄	<i>tert</i> -Butylbenzene	-37 e	-16 e	10 e	46 e	94.9	168.6	5
C ₁₀ H ₁₄	Isobutylbenzene	-36 e	-15 e	12 e	47.9	97.8	172.3	5
C ₁₀ H ₁₄	<i>o</i> -Cymene	-39 e	-16 e	13 e	51 e	103.1	177.8	5
C ₁₀ H ₁₄	<i>m</i> -Cymene	-34 e	-13 e	14 e	50 e	99.9	174.6	5
C ₁₀ H ₁₄	<i>p</i> -Cymene	-33 e	-12 e	16 e	52 e	102.2	176.6	5
C ₁₀ H ₁₄	<i>o</i> -Diethylbenzene	-28 e	-6 e	21 e	58 e	107.9	182.9	5
C ₁₀ H ₁₄	<i>m</i> -Diethylbenzene	-28 e	-7 e	20 e	56 e	106.2	180.6	5
C ₁₀ H ₁₄	<i>p</i> -Diethylbenzene	-28 e	-6 e	21 e	57 e	108.1	183.3	5
C ₁₀ H ₁₄	3-Ethyl-1,2-dimethylbenzene	-22 e	0 e	28 e	66 e	117.2	193.4	5
C ₁₀ H ₁₄	4-Ethyl-1,2-dimethylbenzene	-24 e	-2 e	26 e	63 e	113.6	189.2	5
C ₁₀ H ₁₄	2-Ethyl-1,3-dimethylbenzene		-2 e	26 e	63 e	113.7	189.5	5
C ₁₀ H ₁₄	2-Ethyl-1,4-dimethylbenzene	-27 e	-5 e	23 e	60 e	110.6	186.4	5
C ₁₀ H ₁₄	1-Ethyl-2,4-dimethylbenzene	-25 e	-4 e	24 e	61 e	112.2	187.9	5
C ₁₀ H ₁₄	1-Ethyl-3,5-dimethylbenzene	-28 e	-6 e	21 e	58 e	108.3	183.2	5
C ₁₀ H ₁₄	1-Methyl-2-propylbenzene	-27 e	-6 e	22 e	58.2	108.9	184.3	5
C ₁₀ H ₁₄	1-Methyl-3-propylbenzene	-29 e	-8 e	20 e	56.1	106.5	181.3	5
C ₁₀ H ₁₄	1-Methyl-4-propylbenzene	-29 e	-7 e	20 e	56.6	107.4	182.8	5
C ₁₀ H ₁₄	1,2,3,4-Tetramethylbenzene		7 e	36 e	74 e	126.6	204.5	5
C ₁₀ H ₁₄	1,2,3,5-Tetramethylbenzene	-19 e	3 e	32 e	69 e	120.9	197.5	5
C ₁₀ H ₁₄	1,2,4,5-Tetramethylbenzene					119.9	196.3	5
C ₁₀ H ₁₄ O	2-Butylphenol	7 e	31 e	61 e	101 e	155.2	234.4	5
C ₁₀ H ₁₄ O	Butyl phenyl ether	-16 e	8 e	38 e	77 e	131.3	209.7	5
C ₁₀ H ₁₄ O	Thymol	18.9 s	37.9 s	59.5	101.2	155.0	230.4	5
C ₁₀ H ₁₅ N	2-Methyl-5-isopropylaniline	19 e	43 e	72 e	107.4	150 e	204 e	5
C ₁₀ H ₁₅ N	<i>N</i> -Butylaniline	11 e	35 e	66 e	106 e	160.9	241.0	5
C ₁₀ H ₁₅ N	<i>N,N</i> -Diethylaniline	-11 e	14 e	44.3	84.2	138.4	216.3	5
C ₁₀ H ₁₆	Dipentene	-42 e	-19 e	10.6	48.7	100.2	173.9	5
C ₁₀ H ₁₆	<i>d</i> -Limonene	-45 e	-21 e	9.1	48.0	100.4	174.5	5
C ₁₀ H ₁₆	<i>l</i> -Limonene	-33 e	-12 e	16 e	52.0	102.3	177.0	21
C ₁₀ H ₁₆	β-Myrcene			9.4	47.3	98.3	171.0	5
C ₁₀ H ₁₆	α-Pinene	-48 e	-27 e	-1 e	33.6	82.2	155.1	21
C ₁₀ H ₁₆	β-Pinene	-43 e	-22 e	5.0	40.6	90.5	165.5	21
C ₁₀ H ₁₆	Camphene					90.7	160.1	4
C ₁₀ H ₁₆	Terpinolene			26.5	64.9	115.4	184.6	5
C ₁₀ H ₁₆	β-Phellandrene			16 e	53.2	104 e	171.0	5
C ₁₀ H ₁₆ O	(+)-Camphor	-15.8 s	10 s	41.5 s	80.8 s	131.4 s	207.6	5
C ₁₀ H ₁₆ O	Pulegone	37 e	49.1	66.4	92.2	135.1	220.2	5
C ₁₀ H ₁₈	1-Decyne	-34 e	-13 e	14 e	51 e	100.3	173.5	5
C ₁₀ H ₁₈	<i>cis</i> -Decahydronaphthalene	-26 e	-4 e	24 e	62.4	115.5	195.3	1

Mol. form.	Name	Temperature in °C for the indicated pressure					Ref.	
		1 Pa	10 Pa	100 Pa	1 kPa	10 kPa		100 kPa
C ₁₀ H ₁₈	<i>trans</i> -Decahydronaphthalene		-10 e	18 e	55.3	107.9	186.8	1
C ₁₀ H ₁₈ O	α-Terpineol			48	89	142	217	4
C ₁₀ H ₁₈ O	Eucalyptol			10.6	48.5	100.3	175.4	5
C ₁₀ H ₁₈ O	<i>trans</i> -Geraniol	4 e	31 e	63.2	104.3	157.7	229.6	5
C ₁₀ H ₁₈ O ₄	Sebacic acid	125.9 s						5
C ₁₀ H ₁₈ O ₄	Dipropyl succinate	11 e	38 e	72.1	115.4	172.3	250.4	5
C ₁₀ H ₁₈ O ₄	Diethyl adipate	4 e	35 e	72 e	116.6	171.2	239.5	5
C ₁₀ H ₁₉ N	Decanenitrile	13 e	36 e	66 e	105.8	160.6	241.6	5
C ₁₀ H ₂₀	1-Decene	-35.5	-13.7	13.7	49.0	97.9	170.1	1,5
C ₁₀ H ₂₀	Cyclodecane			29 e	68 e	121.3	201.8	1
C ₁₀ H ₂₀	Butylcyclohexane	-31 e	-9 e	18 e	54 e	104.7	180.4	5
C ₁₀ H ₂₀	Isobutylcyclohexane	-37 e	-16 e	10 e	46 e	95.9	170.8	5
C ₁₀ H ₂₀	<i>tert</i> -Butylcyclohexane	-39 e	-18 e	9 e	45 e	95.3	171.1	5
C ₁₀ H ₂₀ O	Decanal		16 e	47.2	86.3	137.7	208.0	5
C ₁₀ H ₂₀ O ₂	Decanoic acid	58 e	80 e	108 e	145 e	195.2	269.5	5
C ₁₀ H ₂₀ O ₂	Octyl acetate	-26 e	-3 e	27 e	66.3	120.0	198.2	5
C ₁₀ H ₂₀ O ₂	2-Ethylhexyl acetate	-11 e	5 e	26 e	57.6	107.1	197.2	5
C ₁₀ H ₂₀ O ₂	Isopentyl isopentanoate			22 e	62.8	116.9	193.6	5
C ₁₀ H ₂₀ O ₂	Ethyl octanoate	-17 e	9 e	41 e	81.4	133.2	203 e	5
C ₁₀ H ₂₀ O ₄	Diethylene glycol monobutyl ether acetate	6 e	34 e	69 e	112.6	169.2	245.4	5
C ₁₀ H ₂₁ Br	1-Bromodecane	9 e	33 e	63 e	104 e	159.2	240.0	5
C ₁₀ H ₂₁ Cl	1-Chlorodecane	2 e	25 e	54 e	92 e	145.7	225.3	5
C ₁₀ H ₂₁ F	1-Fluorodecane	-22 e	0 e	27 e	64 e	113.3	185.7	5
C ₁₀ H ₂₂	Decane		-10.6	16.7	52.3	101.1	173.7	16
C ₁₀ H ₂₂	2-Methylnonane	-34 e	-14 e	12 e	47 e	94.8	166.5	5
C ₁₀ H ₂₂	3-Methylnonane	-34 e	-14 e	12 e	47 e	95.1	167.3	5
C ₁₀ H ₂₂	4-Methylnonane	-36 e	-16 e	10 e	45 e	93.1	165.2	5
C ₁₀ H ₂₂	5-Methylnonane	-36 e	-16 e	10 e	45 e	92.6	164.6	5
C ₁₀ H ₂₂	2,4-Dimethyloctane				38 e	84.9	155.4	5
C ₁₀ H ₂₂	2,7-Dimethyloctane	-39 e	-19 e	7 e	41 e	88.4	159.4	5
C ₁₀ H ₂₂	2,2,6-Trimethylheptane	-46 e	-27 e	-2 e	32 e	78.5	148.4	5
C ₁₀ H ₂₂	3,3,5-Trimethylheptane			0 e	35 e	82.7	155.2	5
C ₁₀ H ₂₂	2,2,3,3-Tetramethylhexane	-46 e	-25 e	1 e	36 e	85.6	159.8	5
C ₁₀ H ₂₂	2,2,5,5-Tetramethylhexane			-10 e	22 e	68.3	137.0	5
C ₁₀ H ₂₂	2,4-Dimethyl-3-isopropylpentane	-46 e	-26 e	0 e	35 e	83.2	156.5	5
C ₁₀ H ₂₂	2,2,3,3,4-Pentamethylpentane		-24 e	3 e	39 e	89.1	165.5	5
C ₁₀ H ₂₂	2,2,3,4,4-Pentamethylpentane		-29 e	-3 e	33 e	82.8	158.7	5
C ₁₀ H ₂₂ O	1-Decanol	30 e	50 e	75 e	109 e	157.3	230.6	1,39
C ₁₀ H ₂₂ O	4-Decanol	18 e	37 e	61 e	93 e	139 e	210 e	5
C ₁₀ H ₂₂ O	Dipentyl ether	-31 e	-8 e	22 e	60 e	111.6	186.2	5
C ₁₀ H ₂₂ O	Diisopentyl ether			14.0	51.5	101.8	172.8	5
C ₁₀ H ₂₂ O ₂	Ethylene glycol dibutyl ether	0 e	20 e	44 e	78.4	127.1	202.9	5
C ₁₀ H ₂₂ O ₅	Tetraethylene glycol dimethyl ether				138 e	200.9	275.3	5
C ₁₀ H ₂₂ S	1-Decanethiol	11 e	34 e	64 e	103 e	157.5	238.6	5
C ₁₀ H ₂₂ S	Diisopentylsulfide			7 e	82 e	118 e	139 e	5
C ₁₀ H ₂₃ N	Dipentylamine				77 e	127.7	202.0	5
C ₁₀ H ₃₀ O ₃ Si ₄	Decamethyltetrasiloxane	-31 e	-6 e	26 e	66.8	118.8	193.9	5
C ₁₀ H ₃₀ O ₅ Si ₅	Decamethylcyclopentasiloxane	-2 e	19 e	46 e	82 e	132.9	210.4	5
C ₁₁ H ₈ O ₂	1-Naphthalenecarboxylic acid				191.9	239.3	299.6	5
C ₁₁ H ₈ O ₂	2-Naphthalenecarboxylic acid				197.9	246.0	308.1	5
C ₁₁ H ₁₀	1-Methylnaphthalene	5 e	29 e	60 e	102 e	159.1	244.1	1
C ₁₁ H ₁₀	2-Methylnaphthalene			57 e	99 e	156.0	240.5	1
C ₁₁ H ₁₂ O ₂	Ethyl <i>trans</i> -cinnamate			79	125	187	271	4
C ₁₁ H ₁₂ O ₃	Myristicin	23 e	53 e	88.9	135.2	196.0	279.4	5
C ₁₁ H ₁₄	4-Isopropylstyrene	-25 e	-1 e	30.2	70.3	124.5	202.1	5
C ₁₁ H ₁₄	1,2,3,4-Tetrahydro-5-methylnaphthalene	9 e	31 e	60 e	99 e	153.1	233.8	5
C ₁₁ H ₁₄	1,2,3,4-Tetrahydro-6-methylnaphthalene	17 e	36 e	62 e	97 e	147.8	228.5	5
C ₁₁ H ₁₄ O ₂	Butyl benzoate	6 e	34 e	67.9	110.3	165 e	237 e	5
C ₁₁ H ₁₆	Pentylbenzene	-14 e	8 e	37 e	74 e	126.7	204.9	5

Mol. form.	Name	Temperature in °C for the indicated pressure						Ref.
		1 Pa	10 Pa	100 Pa	1 kPa	10 kPa	100 kPa	
C ₁₁ H ₁₆	<i>p</i> -tert-Butyltoluene	-24 e	-2 e	27 e	64.1	115.5	190.8	5
C ₁₁ H ₁₆	1,3-Diethyl-5-methylbenzene	-26 e	-1 e	29.5	69.5	123.5	200.2	5
C ₁₁ H ₁₆	2-Ethyl-1,3,5-trimethylbenzene		6 e	36 e	75.7	129.6	207.6	5
C ₁₁ H ₁₆	1-Ethyl-2,4,5-trimethylbenzene	-13 e	11 e	40 e	79.4	132.1	207.7	5
C ₁₁ H ₂₀	1-Undecyne	-22 e	0 e	29 e	67 e	118.5	194.5	5
C ₁₁ H ₂₀	2-Undecyne	-17 e	6 e	35 e	74 e	127.4	205.4	5
C ₁₁ H ₂₀ O ₂	10-Undecenoic acid	35 e	67 e	105 e	150.0	205.4	274.5	5
C ₁₁ H ₂₀ O ₄	Ethyl diethylmalonate			74 e	105 e	149.4	219 e	5
C ₁₁ H ₂₁ N	Undecanenitrile			78.6	120.3	177.3	259.9	5
C ₁₁ H ₂₂	1-Undecene	-21.6	1.2	29.7	66.4	117.1	192.2	5
C ₁₁ H ₂₂	<i>cis</i> -2-Undecene	-14 e	7 e	34 e	70.2	120.6	196 e	5
C ₁₁ H ₂₂	<i>trans</i> -2-Undecene	-14 e	7 e	33 e	69.3	119.6	195 e	5
C ₁₁ H ₂₂	<i>cis</i> -4-Undecene	-19 e	3 e	30 e	66.6	117.1	192 e	5
C ₁₁ H ₂₂	<i>trans</i> -4-Undecene	-17 e	4 e	31 e	67.1	117.4	193 e	5
C ₁₁ H ₂₂	<i>cis</i> -5-Undecene	-19 e	2 e	30 e	66.2	116.7	191 e	5
C ₁₁ H ₂₂	<i>trans</i> -5-Undecene	-18 e	3 e	31 e	67.0	117.4	192 e	5
C ₁₁ H ₂₂	Pentylcyclohexane	-17 e	6 e	34 e	72 e	124.2	202.7	5
C ₁₁ H ₂₂	Hexylcyclopentane	-15 e	7 e	36 e	73 e	125.0	202.5	5
C ₁₁ H ₂₂ O	2-Undecanone	17 e	37 e	64.3	103.0	153.6	232.6	1,5
C ₁₁ H ₂₂ O	6-Undecanone		28 e	57 e	95 e	148.4	226.9	1
C ₁₁ H ₂₂ O ₂	Undecanoic acid	68 e	90 e	118 e	156 e	207.2	283.6	5
C ₁₁ H ₂₂ O ₂	Heptyl butanoate	2 e	29 e	62 e	102.6	155.1	224.7	5
C ₁₁ H ₂₂ O ₂	Propyl octanoate	-2 e	23 e	55 e	94.0	145.2	215 e	5
C ₁₁ H ₂₂ O ₂	Methyl decanoate	10 e	33 e	62 e	100.9	154.0	232 e	5
C ₁₁ H ₂₄	Undecane	-18.4	4.3	32.6	69.5	120.2	195.4	16
C ₁₁ H ₂₄	2-Methyldecane	-20 e	1 e	28 e	64 e	114.0	188.7	5
C ₁₁ H ₂₄	3-Methyldecane	-35 e	-10 e	22 e	61.9	115.6	190.4	5
C ₁₁ H ₂₄	4-Methyldecane	-38 e	-12 e	20 e	60.8	113.9	186.4	5
C ₁₁ H ₂₄	2,4,7-Trimethyloctane				43 e	94 e	170.4	5
C ₁₁ H ₂₄ O	1-Undecanol	52.2	80.0	82 e	118 e	167.6	244.1	5
C ₁₁ H ₂₄ S	1-Undecanethiol	23 e	47 e	77 e	118 e	173.6	256.8	5
C ₁₂ F ₂₇ N	Trinonafluorobutylamine		3 e	29.0	63.3	109.9	176.8	5
C ₁₂ H ₈	Acenaphthylene	24 s	49.8 s	80.6 s				5
C ₁₂ H ₉ N	Carbazole					254.7	354.0	5
C ₁₂ H ₁₀	Acenaphthene				126.2	187 e	276 e	1
C ₁₂ H ₁₀	Biphenyl			69.0	111.1	169.5	254.7	1
C ₁₂ H ₁₀ N ₂	Azobenzene			98.1	144.8	206.7	292.7	4
C ₁₂ H ₁₀ O	Diphenyl ether		44 e	75 e	116 e	173 e	257.4	5
C ₁₂ H ₁₀ O	1-Acetonaphthone	37 e	69 e	107.0	154.6	215.2	294.9	5
C ₁₂ H ₁₀ O	2-Acetonaphthone	48.3 s		118.7	163.0	221.1	300.3	5
C ₁₂ H ₁₀ S	Diphenyl sulfide	20 e	51 e	88.7	137.5	202.2	291.8	5
C ₁₂ H ₁₁ N	Diphenylamine	48 s		102.8	150.5	213.7	301.4	5
C ₁₂ H ₁₂	1-Ethyl-naphthalene	16 e	41 e	72 e	114 e	171.8	257.7	5
C ₁₂ H ₁₂	2-Ethyl-naphthalene	14 e	39 e	71 e	113 e	171.2	257.3	5
C ₁₂ H ₁₂	1,2-Dimethylnaphthalene	26 e	51 e	82 e	123 e	180.5	265.7	5
C ₁₂ H ₁₂	2,7-Dimethylnaphthalene	31.5 s	53.1 s	78.8 s	115.9	175 e	260 e	5
C ₁₂ H ₁₄ O ₄	Diethyl phthalate	12 e	51 e	96 e	150.5	215.9	296.2	5
C ₁₂ H ₁₆	<i>p</i> -Isopropenylisopropylbenzene	-11 e	15 e	46 e	87 e	142.4	221 e	5
C ₁₂ H ₁₆	Cyclohexylbenzene		28 e	58 e	98 e	154.7	239.5	5
C ₁₂ H ₁₆ O ₂	3-Methylbutyl benzoate			66 e	115.0	177.7	261.4	5
C ₁₂ H ₁₈	Hexylbenzene	-2 e	22 e	51 e	90 e	144.5	225.5	5
C ₁₂ H ₁₈	1,2-Diisopropylbenzene	-14 e	9 e	37 e	74 e	125.9	203.2	5
C ₁₂ H ₁₈	1,3-Diisopropylbenzene	-14 e	8 e	36 e	74 e	125.5	202.6	5
C ₁₂ H ₁₈	1,4-Diisopropylbenzene	-6 e	18 e	49 e	90 e	148.8	238 e	5
C ₁₂ H ₁₈	Hexamethylbenzene	46.3 s	72.5 s	81.7 s	121.8 s	178.3	263.7	5
C ₁₂ H ₁₈	1,5,9-Cyclododecatriene	-14 e	11 e	44 e	87 e	145.0	229.8	5
C ₁₂ H ₂₀ O ₂	Geranyl acetate			67.7	110.8	166.9	242.9	5
C ₁₂ H ₂₀ O ₄	Dibutyl maleate	12.3	50.4	94.0	144.2	203 e	272 e	5
C ₁₂ H ₂₂	1-Dodecyne	-11 e	13 e	43 e	82 e	135.8	214.4	5
C ₁₂ H ₂₂	Cyclohexylcyclohexane		20 e	53.1	96.0	154.1	237.2	5

Mol. form.	Name	Temperature in °C for the indicated pressure						Ref.
		1 Pa	10 Pa	100 Pa	1 kPa	10 kPa	100 kPa	
C ₁₂ H ₂₂ O ₂	Methyl 10-undecenoate	10 e	38 e	73 e	116 e	172.2	247.1	5
C ₁₂ H ₂₂ O ₄	Dimethyl sebacate		53 e	97	150	214	293	4
C ₁₂ H ₂₃ N	Dodecanenitrile	36 e	60 e	92 e	133 e	190.5	275.5	5
C ₁₂ H ₂₄	1-Dodecene	-8.3	15.2	44.8	82.9	135.4	212.8	5
C ₁₂ H ₂₄	Hexylcyclohexane	-3 e	20 e	50 e	89 e	143.1	224.2	5
C ₁₂ H ₂₄	Heptylcyclopentane	-1 e	22 e	51 e	90 e	143.5	223.5	5
C ₁₂ H ₂₄ O	Dodecanal			70 e	116.2	175.9	256.6	5
C ₁₂ H ₂₄ O ₂	Dodecanoic acid	78 e	100 e	128 e	166 e	219.1	298.1	5
C ₁₂ H ₂₄ O ₂	Decyl acetate	12 e	40 e	74 e	115.1	168.1	238 e	5
C ₁₂ H ₂₄ O ₂	Ethyl decanoate	8 e	35 e	69 e	111.8	166.1	238 e	5
C ₁₂ H ₂₅ Br	1-Bromododecane	31 e	57 e	90 e	132 e	190.8	275.3	5
C ₁₂ H ₂₅ Cl	1-Chlorododecane	27 e	51 e	81 e	122 e	178.7	262.6	5
C ₁₂ H ₂₆	Dodecane	-5.4	18.2	47.6	85.8	138.2	215.8	16
C ₁₂ H ₂₆ O	1-Dodecanol				133 e	185.0	264.1	1
C ₁₂ H ₂₆ O ₃	Diethylene glycol dibutyl ether	5 e	34.4	70.2	115.3	174.1	253.8	5
C ₁₂ H ₂₇ N	Tributylamine	-26 e	1 e	35 e	77.7	134.5	213.4	5
C ₁₂ H ₂₇ N	Triisobutylamine		1 e	28.9	64.9	112.5	178.5	5
C ₁₂ H ₂₇ O ₄ P	Tributyl phosphate					205 e	288.3	5
C ₁₂ H ₃₆ O ₅ Si ₆	Dodecamethylcyclohexasiloxane	18 e	41 e	69 e	108 e	162.2	244.7	5
C ₁₃ H ₉ N	Acridine			124.4	176.2	246.0	345.4	5
C ₁₃ H ₉ N	Phenanthridine	79 s						5
C ₁₃ H ₁₀	Fluorene	48.4 s			137.4	205.4	295 e	5
C ₁₃ H ₁₀ O ₂	Phenyl benzoate			102.3	151.4	217.9	313.3	5
C ₁₃ H ₁₀ O ₃	Phenyl salicylate				166.0	224.8	312.4	5
C ₁₃ H ₁₂	Diphenylmethane		45 e	77 e	119.3	177.7	263.6	1,5
C ₁₃ H ₁₃ N	Methyldiphenylamine	35 e	63 e	98.4	143.1	201.6	281.6	5
C ₁₃ H ₁₄	1-Isopropylnaphthalene	27 e	51 e	82 e	123.2	180.8	267.3	5
C ₁₃ H ₂₀	Heptylbenzene	12 e	36 e	66 e	107 e	162.7	246.2	5
C ₁₃ H ₂₄ O ₂	Ethyl 10-undecenoate	32 e	55 e	86 e	125.2	179.5	258.4	5
C ₁₃ H ₂₆	1-Tridecene	4.1	28.5	59.0	98.3	152.5	232.3	5
C ₁₃ H ₂₆	Heptylcyclohexane	11 e	34 e	65 e	105 e	160.9	244.3	5
C ₁₃ H ₂₆	Octylcyclopentane	13 e	36 e	66 e	106 e	160.9	243.1	5
C ₁₃ H ₂₆ O ₂	Tridecanoic acid	87 e	109 e	138 e	176 e	230.3	311.5	5
C ₁₃ H ₂₆ O ₂	Methyl dodecanoate	38 e	61 e	90 e	130 e	184.9	269 e	5
C ₁₃ H ₂₈	Tridecane	7.2	31.5	61.8	101.1	155.1	234.9	16
C ₁₃ H ₂₈ O	1-Tridecanol	71.6	101.0	103 e	140 e	192.3	273.1	5
C ₁₄ H ₁₀	Anthracene	89.2 s	125.9 s	151.5 s	165 s	238.8	340.2	1,5
C ₁₄ H ₁₀	Phenanthrene	53 s	83 s	120.8	170.4	238.4	337.7	5
C ₁₄ H ₁₀ O ₂	Benzil			123	175	246	346	4
C ₁₄ H ₁₂	<i>cis</i> -Stilbene	26 e	54 e	88 e	130.4	183 e	253 e	5
C ₁₄ H ₁₂	<i>trans</i> -Stilbene				155.6	218.1	305.8	5
C ₁₄ H ₁₂ O ₂	Benzoin				181	248	342	4
C ₁₄ H ₁₄	1,1-Diphenylethane	19 e	47 e	82.0	125.3	181 e	254 e	5
C ₁₄ H ₁₅ N	Dibenzylamine	48 e	77 e	113.1	158.9	218.5	299.4	5
C ₁₄ H ₁₆	1-Butylnaphthalene	67 e	82 e	103 e	135 e	186.7	288.6	5
C ₁₄ H ₁₆	2-Butylnaphthalene	44 e	67 e	98 e	139 e	197.5	287.4	5
C ₁₄ H ₂₂	Octylbenzene	20.1	46.2	79.1	121.9	178.1	263.8	5
C ₁₄ H ₂₆ O ₄	Diethyl sebacate		83 e	120	166	225	305	4
C ₁₄ H ₂₇ N	Tetradecanenitrile	52 e	79 e	114.0	159.0	219.7	306.3	5
C ₁₄ H ₂₈	1-Tetradecene	16.1	41.3	72.7	113.2	168.7	250.6	5
C ₁₄ H ₂₈	Octylcyclohexane	16.9	44.3	77.8	120.0	177.6	263.2	5
C ₁₄ H ₂₈	Nonylcyclopentane	25 e	49 e	80 e	120 e	177.2	261.5	5
C ₁₄ H ₂₈ O ₂	Tetradecanoic acid	96 e	118 e	147 e	186 e	241.3	325.6	5
C ₁₄ H ₃₀	Tetradecane	19.1	44.1	75.3	115.7	171.1	253.0	16
C ₁₄ H ₃₀ O	1-Tetradecanol	80.0	110.5	149.6	152 e	205.3	286.7	5
C ₁₄ H ₃₁ N	Tetradecylamine			104 e	147 e	206.1	290.9	5
C ₁₄ H ₄₂ O ₅ Si ₆	Tetradecamethylhexasiloxane	6 e	36 e	72 e	117 e	176.0	259.1	5
C ₁₅ H ₁₈	1-Pentylnaphthalene	34 e	62 e	96 e	141.3	202.2	289 e	5
C ₁₅ H ₂₄	Nonylbenzene	33.0	58.9	92.0	135.4	193.7	281.4	5
C ₁₅ H ₃₀	Nonylcyclohexane	35 e	60 e	92 e	134 e	193.4	280.9	5

Mol. form.	Name	Temperature in °C for the indicated pressure						Ref.
		1 Pa	10 Pa	100 Pa	1 kPa	10 kPa	100 kPa	
C ₁₅ H ₃₀	Decylcyclopentane	37 e	61 e	93 e	134 e	192.5	278.8	5
C ₁₅ H ₃₀ O ₂	Methyl tetradecanoate		75 e	110	155	214	295	4
C ₁₅ H ₃₂	Pentadecane	30.5	56.1	88.1	129.6	186.3	270.1	16
C ₁₆ H ₂₂ O ₄	Dibutyl phthalate		104.0	142.7	191.5	254.5	339.4	4
C ₁₆ H ₃₂	1-Hexadecene	38.4	65.0	98.1	140.5	198.8	284.3	5
C ₁₆ H ₃₂ O ₂	Hexadecanoic acid		136 e	165 e	205 e	261.9	350.2	5
C ₁₆ H ₃₄	Hexadecane	41.1	67.4	100.3	142.7	200.7	286.3	16
C ₁₆ H ₃₄ O	1-Hexadecanol	99.5	130.6	171.9	175 e	229.0	311.7	5
C ₁₆ H ₃₅ N	Hexadecylamine	63 e	91 e	126 e	171 e	232.6	320.5	5
C ₁₇ H ₁₀ O	Benzanthrone		184 e	229.3	290.3	377.2	511 e	5
C ₁₇ H ₃₄ O ₂	Methyl hexadecanoate	65 e	93	129	177			4
C ₁₇ H ₃₆	Heptadecane	51.5	78.5	112.0	155.3	214.5	302 e	16
C ₁₇ H ₃₆ O	1-Heptadecanol	94 e	117 e	146 e	185 e	240.1	323.3	5
C ₁₈ H ₁₄	<i>o</i> -Terphenyl	66 e	94 e	129 e	176 e	241.3	336.3	5
C ₁₈ H ₁₄	<i>m</i> -Terphenyl	87 e	118 e	156 e	206.6	275.3	374.6	5
C ₁₈ H ₁₄	<i>p</i> -Terphenyl	127.1 s	154.7 s		217.2	284.0	383.0	5
C ₁₈ H ₃₀	Hexaethylbenzene				144.1	206.8	297.5	5
C ₁₈ H ₃₄ O ₂	Oleic acid	94 e	126 e	165.5	214.5	277.0	359.7	5
C ₁₈ H ₃₄ O ₂	Elaidic acid		124 e	166	216	280	361	4
C ₁₈ H ₃₆ O	Stearaldehyde			142 e	186 e	246.9	336.7	5
C ₁₈ H ₃₆ O ₂	Stearic acid		153 e	183 e	223 e	281.6	374.5	5
C ₁₈ H ₃₈	Octadecane	61.5	89.0	123.1	167.3	227.6	316 e	16
C ₁₈ H ₃₈ O	1-Octadecanol	106 e	130 e	160 e	200.5	257.3	343.0	5
C ₁₉ H ₁₆	Triphenylmethane	81 s		112 e	175 e	254.6	360.0	5
C ₁₉ H ₃₆ O ₂	Methyl oleate	85 e	114 e	149.7	195.6	256 e	340 e	5
C ₁₉ H ₄₀	Nonadecane	71.1	99.1	133.8	178.8	240.1	330 e	16
C ₂₀ H ₄₂	Eicosane	80.4	108.9	144.2	189.8	252.1	344 e	16
C ₂₀ H ₄₂ O	1-Eicosanol	119 e	143 e	173 e	213 e	270.0	355.1	5
C ₂₀ H ₆₀ O ₈ Si ₉	Eicosamethylnonasiloxane			141 e	183.1	236.7	307.1	5
C ₂₁ H ₂₁ O ₄ P	Tri- <i>o</i> -cresyl phosphate	119.0	156.1	201.0	256.3	326.3	418 e	5
C ₂₁ H ₂₁ O ₄ P	Tri- <i>m</i> -cresyl phosphate	147.8	177.3	211.4	251.3	298 e	355 e	5
C ₂₁ H ₂₁ O ₄ P	Tri- <i>p</i> -cresyl phosphate	140.6	174 e	214 e	262 e	320 e	392 e	5
C ₂₁ H ₄₄	Heneicosane	82.3	113.5	152.2	201.6	263.8	355.9	5
C ₂₂ H ₄₂ O ₂	Brassicic acid	134 e	166 e	203.6	249.8	307.6	382.0	5
C ₂₂ H ₄₂ O ₂	Erucic acid	126 e	160 e	199.4	247.4	306.5	381.1	5
C ₂₂ H ₄₂ O ₂	Butyl oleate	95.5	124.2	158 e	198 e	245 e	304 e	5
C ₂₂ H ₄₄ O ₂	Behenic acid	145.4	176.5	213.7	259.3	316.2	390 e	5
C ₂₂ H ₄₄ O ₂	Butyl stearate	99.6	128 e	162 e	201 e	249 e	307 e	5
C ₂₂ H ₄₆	Docosane	83.5	115.0	154.0	203.6	274.8	368.0	5
C ₂₃ H ₄₈	Tricosane	102.9	135.1	174.8	221 e	285.3	379.5	5
C ₂₄ H ₃₈ O ₄	Diocetyl phthalate	130 e	163.7	203.8	252 e	311 e	385 e	5
C ₂₄ H ₃₈ O ₄	Bis(2-ethylhexyl) phthalate	122.0	153.2	189.2	231.3	281.1	341.1	5
C ₂₄ H ₅₀	Tetracosane	115.0	148.1	188.5	239.1	295.4	390.6	5
C ₂₅ H ₅₂	Pentacosane	119.7	152.7	193.2	244.4	305.0	401.1	5
C ₂₆ H ₅₄	Hexacosane	125.1	158.8	200.1	252.1	314.3	411.3	5
C ₂₇ H ₅₆	Heptacosane	136.7	168.8	206.5	255.8	323.3	421.2	5
C ₂₈ H ₅₈	Octacosane	136.5	169.8	210.9	263.1	332.0	430.6	5
C ₂₉ H ₆₀	Nonacosane	148.2	182.8	221.2	271.5	340.2	439.7	5
C ₃₀ H ₆₂	Squalane	66 e	84 e	105.8	131.9	163.7	203.2	5
C ₇₀	Carbon (fullerene-C ₇₀)	598 s	662 s					22

VAPOR PRESSURE OF FLUIDS AT TEMPERATURES BELOW 300 K

This table gives vapor pressures of 67 important fluids in the temperature range 2 to 300 K. Helium (⁴He), hydrogen (H₂), and neon (Ne) are covered on this page. The remaining fluids are listed on subsequent pages by molecular formula in the Hill order (see Introduction). The data have been taken from evaluated sources; references are listed at the end of the table.

Pressures are given in kilopascals (kPa). Note that:

1 kPa = 7.50062 Torr

100 kPa = 1 bar

101.325 kPa = 1 atmos

“s” following an entry indicates that the compound is solid at that temperature.

Helium		Hydrogen		Neon		Helium		Hydrogen		Neon	
T/K	P/kPa	T/K	P/kPa	T/K	P/kPa	T/K	P/kPa	T/K	P/kPa	T/K	P/kPa
2.2	5.3	14.0	7.90	25.0	51.3	4.2	99.0	24.0	264.2		
2.3	6.7	14.5	10.38	26.0	71.8	4.3	108.7	24.5	295.1		
2.4	8.3	15.0	13.43	27.0	98.5	4.4	119.0	25.0	328.5		
2.5	10.2	15.5	17.12	28.0	132.1	4.5	129.9	25.5	364.3		
2.6	12.4	16.0	21.53	29.0	173.5	4.6	141.6	26.0	402.9		
2.7	14.8	16.5	26.74	30.0	223.8	4.7	153.9	26.5	444.3		
2.8	17.5	17.0	32.84	31.0	284.0	4.8	167.0	27.0	488.5		
2.9	20.6	17.5	39.92	32.0	355.2	4.9	180.8	27.5	535.7		
3.0	24.0	18.0	48.08	33.0	438.6	5.0	195.4	28.0	586.1		
3.1	27.8	18.5	57.39	34.0	535.2	5.1	210.9	28.5	639.7		
3.2	32.0	19.0	67.96	35.0	646.2			29.0	696.7		
3.3	36.5	19.5	79.89	36.0	772.8			29.5	757.3		
3.4	41.5	20.0	93.26	37.0	916.4			30.0	821.4		
3.5	47.0	20.5	108.2	38.0	1078			30.5	889.5		
3.6	52.9	21.0	124.7	39.0	1260			31.0	961.5		
3.7	59.3	21.5	143.1	40.0	1462			31.5	1038.0		
3.8	66.1	22.0	163.2	41.0	1688			32.0	1119.0		
3.9	73.5	22.5	185.3	42.0	1939			32.5	1204.0		
4.0	81.5	23.0	209.4	43.0	2216	Ref.	17,18				
4.1	90.0	23.5	235.7	44.0	2522						

T/K	Ar Argon	BCl ₃ Boron trichloride	BF ₃ Boron trifluoride	BrH Hydrogen bromide	Br ₂ Bromine	ClF Chlorine fluoride	ClH Hydrogen chloride
50	0.1	s					
55	0.2	s					
60	0.8	s					
65	2.8	s					
70	7.7	s					
75	18.7	s					
80	40.7	s					
85	79.0						
90	134						
95	213						
100	324						
105	473						
110	666						
115	910					0.1	
120	1214					0.3	0.1 s
125	1584					0.6	0.3 s
130	2027					1.2	0.5 s
135	2553			0.1	s	2.1	1.0 s
140	3170			0.3	s	3.6	1.9 s
145	3892		7.7	0.6	s	6.0	3.4 s
150	4736		13.4	1.1	s	9.5	5.8 s
155			22.3	1.9	s	14.6	9.5 s
160			35.2	3.3	s	21.8	14.7
165			53.7	5.4	s	31.7	22.0
170			79.1	8.7	s	44.8	31.9
175			113	13.4	s	62.0	45.1

<i>T</i> /K	Ar Argon	BCl ₃ Boron trichloride	BF ₃ Boron trifluoride	BrH Hydrogen bromide	Br ₂ Bromine	ClF Chlorine fluoride	ClH Hydrogen chloride
180		0.1	157	20.1 s		84.2	62.5
185		0.2	214	29.5 s		112	84.7
190		0.3	285	37.9		147	113
195		0.5	372	51.8		190	148
200		0.8	479	69.5		242	190
205		1.2	608	91.8		304	242
210		1.8	762	119		378	304
215		2.6	944	153		464	377
220		3.8	1160	194	0.1 s	564	463
225		5.2	1413	242	0.2 s	680	563
230		7.2	1709	299	0.3 s	812	678
235		9.7	2056	366	0.4 s	961	811
240		12.9	2460	443	0.7 s	1130	961
245		17.0	2913	532	1.1 s	1319	1132
250		22.0	3481	633	1.7 s	1529	1325
255		28.1	4123	748	2.6 s	1762	1542
260		35.6	4874	878	3.8 s	2019	1784
265		44.5		1023	5.5 s	2301	2054
270		55.1		1185	7.3	2608	2354
275		67.6		1364	9.5	2941	2686
280		82.2		1562	12.3	3303	3053
285		99.1		1780	15.6	3693	3457
290		119		2018	19.7	4111	3901
295		141		2278	24.6	4560	4388
300		166		2561	30.5	5039	4921
Ref.	8,15	12	12	12	12	12	12

<i>T</i> /K	ClO ₂ Chlorine dioxide	Cl ₂ Chlorine	Cl ₄ Si Silicon tetrachloride	FH Hydrogen fluoride	F ₂ Fluorine	F ₂ O Difluorine oxide	F ₃ N Nitrogen trifluoride
50							
55					0.4		
60					1.5		
65					4.8		
70					12.3		
75					27.6	0.1	
80					55.3	0.2	
85					101	0.5	0.1
90					172	1.2	0.2
95					276	2.6	0.4
100					420	5.3	0.9
105					615	10.1	2.0
110					870	18.0	4.0
115					1196	30.5	7.3
120					1605	49.3	12.8
125					2108	76.7	21.1
130					2721	115	33.5
135					3458	168	51.1
140					4339	237	75.4
145						328	108
150						444	150
155						588	205
160						766	273
165						981	357
170						1238	459
175		1.8				1541	581
180		2.8				1895	726
185		4.2				2303	896
190		6.1		0.3		2771	1092
195	0.1	8.7		0.5		3302	1319
200	0.3	12.3		0.8		3899	1578
205	0.5	16.9		1.2		4567	1871
210	0.9	22.9	0.1	1.7		5308	2203

T/K	ClO ₂ Chlorine dioxide	Cl ₂ Chlorine	Cl ₄ Si Silicon tetrachloride	FH Hydrogen fluoride	F ₂ Fluorine	F ₂ O Difluorine oxide	F ₃ N Nitrogen trifluoride
215	1.4	30.5	0.2	2.3			2577
220	2.3	40.1	0.3	3.2			2995
225	3.5	51.9	0.5	4.4			3464
230	5.3	66.4	0.7	5.9			3991
235	7.6	84.0	1.0	7.9			
240	10.8	105	1.5	10.3			
245	14.9	130	2.0	13.4			
250	20.1	160	2.8	17.2			
255	26.6	194	3.8	21.8			
260	34.6	234	5.0	27.4			
265	44.4	280	6.6	34.2			
270	56.1	332	8.6	42.2			
275	69.9	392	11.1	51.8			
280	86.2	459	14.2	63.1			
285	105	535	17.9	76.3			
290	127	619	22.3	91.7			
295	151	714	27.7	110			
300	179	818	34.0	130			
Ref.	12	5	12	12	12	12	1

T/K	F ₃ P Phosphorus trifluoride	F ₄ Si Silicon tetrafluoride	F ₆ S Sulfur hexafluoride	HI Hydrogen iodide	H ₂ S Hydrogen sulfide	H ₃ N Ammonia	H ₃ P Phosphine
105	0.1						
110	0.2						0.1
115	0.5						0.2
120	1.0						0.4
125	1.9	0.1 s					0.7
130	3.5	0.2 s					1.3
135	5.9	0.4 s			0.1 s		2.3
140	9.5	0.9 s	0.1 s		0.2 s		3.9
145	14.9	1.9 s	0.2 s		0.3 s		6.2
150	22.5	3.8 s	0.4 s		0.6 s		9.6
155	33.1	7.5 s	0.8 s	0.1 s	1.1 s		14.5
160	47.3	14.0 s	1.5 s	0.2 s	1.9 s	0.1 s	21.1
165	66.0	25.2 s	2.6 s	0.4 s	3.2 s	0.2 s	30.0
170	90.1	43.8 s	4.4 s	0.8 s	5.2 s	0.3 s	41.6
175	121	74.2 s	7.1 s	1.3 s	8.3 s	0.6 s	56.6
180	159	122 s	11.3 s	2.2 s	12.7 s	1.2 s	75.6
185	206	197 s	17.3 s	3.4 s	18.9 s	2.1 s	99.2
190	262	280	25.9 s	5.3 s	26.6	3.5 s	128
195	330	376	38.0 s	8.0 s	36.7	5.8 s	163
200	410	488	54.4 s	11.7 s	49.8	8.7	205
205	503	618	76.6 s	16.8 s	66.4	12.6	254
210	611	766	106 s	23.6 s	87.1	17.9	312
215	736	932	145 s	32.5 s	113	24.9	379
220	877	1117	195 s	44.0 s	144	34.1	456
225	1037	1324	249	56.2	182	45.9	544
230	1217	1555	305	71.4	227	60.8	644
235	1418	1816	371	89.7	281	79.6	756
240	1640	2111	448	112	344	103	881
245	1885	2449	536	137	416	131	1019
250	2154	2841	636	168	500	165	1172
255	2448	3301	750	203	597	207	1341
260	2767		878	244	706	256	1525
265	3112		1021	290	830	313	1725
270			1181	343	969	381	1942
275			1358	404	1124	460	2176
280			1554	472	1297	552	2428
285			1768	548	1488	655	2699
290			2003	633	1698	774	2987
295			2258	727	1929	909	3295
300			2534	831	2181	1062	3621
Ref.	12	12	12,15	12	12,15	11	12

<i>T</i> /K	H ₄ Si Silane	Kr Krypton	NO Nitric oxide	N ₂ Nitrogen	N ₂ O Nitrous oxide	O ₂ Oxygen	O ₂ S Sulfur dioxide
50				0.4 s			
55				1.8 s		0.2	
60				6.3 s		0.7	
65				17.4		2.3	
70				38.6		6.3	
75		0.1 s		76.1		14.5	
80		0.4 s		137		30.1	
85		1.1 s	0.1 s	229		56.8	
90		2.7 s	0.4 s	361		99.3	
95	0.1	6.0 s	1.3 s	541		163	
100	0.2	12.1 s	3.8 s	779		254	
105	0.4	22.8 s	10.0 s	1084		379	
110	1.0	40.4 s	23.5	1467		543	
115	1.9	68.0 s	46.8	1939	0.1	756	
120	3.5	103	86.5	2513	0.1	1022	
125	6.1	150	151	3209	0.3	1351	
130	10.0	211	248		0.7	1749	
135	15.8	290	391		1.3	2225	
140	24.1	388	592		2.5	2788	
145	35.3	509	867		4.3	3448	
150	50.3	655	1231		7.1	4219	
155	69.8	830	1703		11.4		
160	94.6	1037	2302		17.6		
165	126	1278	3050		26.4		
170	164	1557	3971		38.5		0.1
175	210	1877	5089		54.7		0.2
180	265	2241	6433		75.9		0.3
185	331	2655			103		0.5
190	408	3120			138		0.8
195	498	3641			181		1.3
200	602	4223			234		2.0
205	722	4870			298		3.0
210	859				374		4.4
215	1017				465		6.3
220	1196				571		9.0
225	1398				694		12.6
230	1628				835		17.3
235	1888				996		23.3
240	2180				1179		31.1
245	2509				1385		40.9
250	2880				1615		53.2
255	3296				1870		68.3
260	3763				2152		86.7
265	4288				2462		109
270					2802		136
275					3172		168
280					3573		205
285					4006		249
290					4473		300
295					4973		359
300					5508		426
Ref.	12	13, 15	12, 15	1	12	3	12

<i>T</i> /K	O ₃ Ozone	Rn Radon	Xe Xenon	CBrF ₃ Bromotri- fluoromethane	CClF ₃ Chlorotri- fluoromethane	CCl ₂ F ₂ Dichlorodi- fluoromethane	CCl ₃ F Trichloro- fluoromethane
100	0.1		0.1 s				
105	0.2		0.1 s				
110	0.4		0.3 s				
115	1.0		0.7 s		0.1		
120	2.0		1.5 s		0.2		
125	3.8		2.7 s		0.3		
130	6.8	0.1	4.9 s		0.6		

<i>T</i> /K	O ₃ Ozone	Rn Radon	Xe Xenon	CBrF ₃ Bromotri- fluoromethane	CClF ₃ Chlorotri- fluoromethane	CCl ₂ F ₂ Dichlorodi- fluoromethane	CCl ₃ F Trichloro- fluoromethane
135	11.5	0.3	8.5 s	0.1	1.1		
140	18.7	0.5	14.0 s	0.3	2.0		
145	29.1	0.9	22.2 s	0.5	3.3		
150	43.7	1.5	34.2 s	0.9	5.3		
155	63.6	2.4	51.1 s	1.5	8.3	0.1	
160	89.9	3.8	74.2 s	2.5	12.6	0.3	
165	124	5.8	101	3.9	18.6	0.5	
170	168	8.6	134	5.9	26.8	0.8	
175	222	12.5	173	8.8	37.6	1.3	
180	289	17.7	222	12.8	51.7	2.1	
185	367	24.5	280	18.1	69.7	3.2	
190	468	33.2	348	25.1	92.3	4.8	0.2
195	584	44.4	428	34.1	120	6.9	0.3
200	721	58.2	521	45.6	155	9.9	0.4
205	881	75.3	628	60.0	196	13.7	0.6
210	1068	96	750	77.8	246	18.8	1.0
215	1285	121	889	99.5	304	25.2	1.4
220	1536	151	1045	126	372	33.3	2.0
225	1824	185	1220	157	451	43.3	2.9
230	2155		1416	194	542	55.5	4.1
235	2534		1633	237	646	70.4	5.6
240	2968		1872	287	763	88.1	7.6
245	3464		2136	344	896	109	10.1
250	4031		2425	410	1044	134	13.3
255	4678		2742	485	1210	163	17.2
260	5417		3087	570	1394	196	22.1
265			3462	665	1598	234	28.0
270			3869	771	1823	278	35.1
275			4310	889	2071	327	43.7
280			4786	1021	2343	383	53.8
285			5299	1166	2641	445	65.7
290				1325	2968	515	79.6
295				1501	3325	593	95.6
300				1692	3716	679	114.1
Ref.	12	15	12,13	12	12	12	12

<i>T</i> /K	CCl ₄ Tetrachloro- methane	CF ₄ Tetrafluoro- methane	CO Carbon monoxide	COS Carbon oxysulfide	CO ₂ Carbon dioxide	CHClF ₂ Chlorodifluo- methane	CHCl ₃ Trichloro- methane
50			0.1 s				
55			0.6 s				
60			2.6 s				
65			8.2 s				
70			21.0				
75			44.4				
80			83.7				
85			147				
90		0.1	239				
95		0.3	371				
100		0.8	545				
105		1.7	771				
110		3.4	1067				
115		6.5	1428				
120		11.5	1877				
125		19.3	2400				
130		30.8	3064				
135		47.4			0.1 s		
140		70.2		0.1	0.2 s		
145		101		0.2	0.4 s		
150		141		0.4	0.8 s	0.1	
155		191		0.8	1.7 s	0.3	

<i>T</i> /K	CCl ₄ Tetrachloro- methane	CF ₄ Tetrafluoro- methane	CO Carbon monoxide	COS Carbon oxysulfide	CO ₂ Carbon dioxide	CHClF ₂ Chlorodifluo- methane	CHCl ₃ Trichloro- methane
160		254		1.3	3.1 s	0.5	
165		332		2.2	5.7 s	0.8	
170		425		3.4	9.9 s	1.4	
175		537		5.2	16.8 s	2.3	
180		669		7.8	27.6 s	3.6	
185		824		11.3	44.0 s	5.5	
190		1005		15.9	68.4 s	8.1	
195		1216		22.1	104 s	11.8	
200		1460		30.0	155 s	16.7	
205		1743		40.1	227 s	23.1	
210		2073		52.7	327 s	31.5	
215		2457		68.2	465 s	42.1	0.1
220		2907		87.2	599	55.3	0.2
225		3438		110	734	71.7	0.3
230				137	893	91.6	0.4
235				169	1075	116	0.7
240				207	1283	144	1.0
245				250	1519	178	1.4
250				301	1785	218	2.0
255	1.5			358	2085	264	2.7
260	2.1			423	2419	317	3.7
265	2.8			497	2790	377	5.0
270	3.7			580	3203	446	6.6
275	4.9			673	3658	525	8.7
280	6.4			777	4161	613	11.3
285	8.2			892	4714	711	14.4
290	10.5			1019	5318	821	18.3
295	13.2			1159	5984	944	22.9
300	16.5			1313	6713	1080	28.5
Ref.	12	12	9	12	6, 19	12	12

<i>T</i> /K	CHF ₃ Trifluoro- methane	CHN Hydrogen cyanide	CH ₂ Cl ₂ Dichloro- methane	CH ₂ F ₂ Difluoro- methane	CH ₂ O Formaldehyde	CH ₃ Cl Chloromethane	CH ₃ F Fluoromethane
120	0.1						
125	0.2						
130	0.4						
135	0.7						0.6
140	1.4			0.1			1.2
145	2.5			0.2			2.1
150	4.3			0.3			3.6
155	7.1			0.6			5.9
160	11.1			1.0			9.3
165	17.0			1.7			14.1
170	25.3			2.8			20.9
175	36.5			4.4			29.9
180	51.4			6.8			42.0
185	70.9			10.2	1.3	2.1	57.6
190	95.8			14.8	2.0	3.1	77.4
195	127			21.2	3.0	4.6	102
200	166	0.1 s	0.1	29.5	4.4	6.7	133
205	214	0.2 s	0.2	40.5	6.4	9.5	171
210	271	0.4 s	0.3	54.5	9.1	13.1	216
215	340	0.6 s	0.4	72.1	12.7	17.9	270
220	421	1 s	0.6	94.1	17.4	24.0	333
225	516	1.5 s	0.9	121	23.4	31.8	408
230	626	2.2 s	1.4	154	31.0	41.4	495
235	754	3.3 s	2.0	193	40.6	53.3	595
240	900	4.7 s	2.8	240	52.5	67.7	711
245	1067	6.8 s	3.8	295	67.0	85.1	843
250	1257	9.7 s	5.3	360	84.6	106	993
255	1472	13.6 s	7.1	434	106	131	1163
260	1713	18.8	9.5	521	131	159	1355

T/K	CHF ₃ Trifluoro- methane	CHN Hydrogen cyanide	CH ₂ Cl ₂ Dichloro- methane	CH ₂ F ₂ Difluoro- methane	CH ₂ O Formaldehyde	CH ₃ Cl Chloromethane	CH ₃ F Fluoromethane
265	1984	24.1	12.4	620	161	193	1571
270	2287	30.5	16.1	732	196	232	1813
275	2624	38.3	20.7	860	236	277	2084
280	3000	47.7	26.3	1004	283	327	2387
285	3418	58.8	33.0	1165	337	385	2724
290	3881	72.1	41.1	1346	399	450	3099
295	4393	87.6	50.8	1547	470	524	3516
300		105.9	62.1	1770	549	606	3978
Ref.	12	12,16	12	12	12	12	12

T/K	CH ₄ Methane	CH ₄ O Methanol	C ₂ H ₂ Acetylene	C ₂ H ₄ Ethylene	C ₂ H ₆ Ethane	C ₂ H ₆ O Dimethyl ether	C ₃ H ₄ Propadiene
65	0.1						
70	0.3						
75	0.8						
80	2.1						
85	4.9						
90	10.6						
95	20.0						
100	34.5						
105	57.0						
110	88.4			0.3			
115	133			0.8	0.1		
120	192			1.4	0.4		
125	269			2.7	0.7		
130	368		0.1 s	4.5	1.3		
135	491		0.3 s	7.7	2.2		
140	642		0.7 s	11.9	3.8		
145	824		1.3 s	18.3	6.0		
150	1041		2.6 s	27.5	9.7		0.1
155	1297		4.6 s	39.9	15.0	0.1	0.2
160	1594		7.8 s	56.4	21.5	0.2	0.3
165	1937		12.8 s	77.9	31.0	0.3	0.6
170	2331		20.6 s	105	42.9	0.5	1.0
175	2779		32.2 s	140	59.0	0.9	1.7
180	3288		49.0 s	182	78.7	1.4	2.7
185	3865		72.9 s	234	104	2.1	4.1
190	4520		106 s	296	135	3.2	6.1
195			146	369	172	4.7	8.9
200			190	456	217	6.8	12.5
205			244	557	271	9.6	17.4
210			309	673	334	13.3	23.7
215			385	806	407	18.1	31.6
220			475	958	492	24.3	41.4
225			579	1128	590	32.1	53.5
230		0.1	699	1321	700	41.9	68.2
235		0.2	837	1535	826	53.9	85.8
240		0.4	993	1774	967	68.6	107
245		0.5	1170	2039	1125	86.3	131
250		0.8	1370	2331	1301	108	160
255		1.2	1593	2652	1496	133	193
260		1.7	1843	3005	1712	162	230
265		2.4	2121	3391	1949	197	273
270		3.3	2429	3813	2210	237	322
275		4.5	2771	4275	2495	283	376
280		6.2	3150		2806	335	438
285		8.3	3567		3146	395	506
290		11	4028		3515	463	582
295		14.4	4535		3917	538	666
300		18.7	5093		4355	623	759
Ref.	2,16	12	12,16	4	2	12	12

T/K	C ₃ H ₆ Propylene	C ₃ H ₈ Propane	C ₄ H ₆ Buta-1,3- diene	C ₄ H ₁₀ Butane	C ₄ H ₁₀ Isobutane	C ₅ H ₁₂ Pentane	C ₅ H ₁₂ Neopentane
140	0.1						
145	0.2						
150	0.4						
155	0.7						
160	1.2	0.8			0.1		
165	2.0	1.4			0.1		
170	3.1	2.2	0.1	0.1	0.3		
175	4.7	3.3	0.2	0.2	0.4		
180	7.0	5.0	0.4	0.3	0.7		
185	10.1	7.3	0.6	0.5	1.1		0.1 s
190	14.2	10.5	1.0	0.8	1.7		0.2 s
195	19.7	15.0	1.5	1.3	2.5		0.4 s
200	26.9	20.1	2.3	1.9	3.7		0.7 s
205	35.9	27.0	3.4	2.8	5.3		1.1 s
210	47.3	36.0	4.8	4.0	7.4		1.6 s
215	61.3	47.0	6.7	5.7	10.2		2.4 s
220	78.5	60.0	9.2	7.8	13.8	1.0	3.6 s
225	99.2	77.0	12.5	10.6	18.3	1.5	5.2 s
230	124	97.0	16.7	14.1	24.0	2.1	7.3 s
235	153	120	21.9	18.5	31.1	3.0	10.2 s
240	188	148	28.4	24.1	39.8	4.2	13.9 s
245	228	180	36.3	30.9	50.3	5.7	18.7 s
250	274	218	46.0	39.1	62.9	7.6	24.8 s
255	327	261	57.6	49.1	77.8	10.0	32.4 s
260	387	311	71.3	61.0	95.4	13.0	41.6
265	456	367	87.6	75.0	116	16.6	51.4
270	533	431	107	91.5	140	21.1	63.0
275	619	502	129	111	167	26.6	76.6
280	715	582	154	133	198	33.1	92.3
285	822	671	184	159	234	40.8	111
290	940	769	217	188	274	50.0	131
295	1069	878	255	221	319	60.7	155
300	1212	998	297	258	370	73.2	182
Ref.	7	2	12	2	2	14	12,16

References

- B. A. Younglove, Thermophysical properties of fluids. I. Ethylene, parahydrogen, nitrogen trifluoride, and oxygen, *J. Phys. Chem. Ref. Data*, 11, Supp. 1, 1982.
- B. A. Younglove and J. F. Ely, Thermophysical properties of fluids. II. Methane, ethane, propane, isobutane, and normal butane, *J. Phys. Chem. Ref. Data*, 16, 577, 1987.
- W. Wagner, et al., *International Tables for the Fluid State: Oxygen*, Blackwell Scientific Publications, Oxford, 1987.
- R. T. Jacobsen, et al., *International Tables for the Fluid State: Ethylene*, Blackwell Scientific Publications, Oxford, 1988.
- S. Angus, et al., *International Tables for the Fluid State: Chlorine*, Pergamon Press, Oxford, 1985.
- S. Angus, et al., *International Tables for the Fluid State: Carbon Dioxide*, Pergamon Press, Oxford, 1976.
- S. Angus, et al., *International Tables for the Fluid State: Propylene*, Pergamon Press, Oxford, 1980.
- R. B. Stewart and R. T. Jacobsen, Thermophysical properties of argon, *J. Phys. Chem. Ref. Data*, 18, 639, 1989.
- R. D. Goodwin, Carbon monoxide thermophysical properties, *J. Phys. Chem. Ref. Data*, 14, 849, 1985.
- R. D. Goodwin, Methanol thermophysical properties, *J. Phys. Chem. Ref. Data*, 16, 799, 1987.
- L. Haar, Thermodynamic properties of ammonia, *J. Phys. Chem. Ref. Data*, 7, 635, 1978.
- DIPPR Data Compilation of Pure Compound Properties, Design Institute for Physical Properties Data, American Institute of Chemical Engineers, 1987.
- V. A. Rabinovich, et al., *Thermophysical Properties of Neon, Argon, Krypton, and Xenon*, Hemisphere Publishing Corp., New York, 1987.
- K. N. Marsh, *Recommended Reference Methods for the Realization of Physicochemical Properties*, Blackwell Scientific Publications, Oxford, 1987.
- TRC Thermodynamic Tables: Non-Hydrocarbons, Thermodynamic Research Center, Texas A & M University, College Station, Texas, 1985.
- R. M. Stevenson and S. Malanowski, *Handbook of the Thermodynamics of Organic Compounds*, Elsevier, New York, 1987.
- S. Angus and K. M. de Reuck, *International Tables of the Fluid State: Helium-4*, Pergamon Press, Oxford, 1977.
- R. D. McCarty, *J. Phys. Chem. Ref. Data*, 2, 923, 1973.
- R. Span and W. Wagner, *J. Phys. Chem. Ref. Data*, 25, 1509, 1996.

IUPAC RECOMMENDED DATA FOR VAPOR PRESSURE CALIBRATION

These precise vapor pressure values are recommended as secondary standards. Values are given in kPa (1 kPa = 0.0098692 atm = 7.5006 Torr). Reprinted by permission of IUPAC.

References

1. Marsh, K.N., Ed., *Recommended Reference Materials for the Realization of Physicochemical Properties*, Blackwell Scientific Publications, Oxford, 1987.
2. Ruzicka, K., Fulem, M., and Ruzicka, V., "Recommended Vapor Pressure of Solid Naphthalene", *J. Chem. Eng. Data*, 50, 1956–1970, 2005.

T/K	CO ₂ (s)	H ₂ O(s)	C ₁₀ H ₈ (s)	n-C ₅ H ₁₂	C ₆ H ₆	C ₆ F ₆	H ₂ O	Hg
180	27.62		3.04·10 ⁻¹¹					
190	68.44		4.33·10 ⁻¹⁰					
200	155.11	0.0002	4.69·10 ⁻⁹					
210	327.17	0.0007	4.02·10 ⁻⁸					
220		0.0026	2.82·10 ⁻⁷					
230		0.0089	1.66·10 ⁻⁶					
240		0.0273	8.37·10 ⁻⁶					
250		0.0760	3.69·10 ⁻⁵	7.60				
260		0.1958	1.446·10 ⁻⁴	12.98				
270		0.4701	5.09·10 ⁻⁴	21.15			0.485	
280			0.00163	33.11	5.148	4.322	0.991	
290			0.004798	50.01	8.606	7.463	1.919	
300			0.01308	73.17	13.816	12.328	3.535	
310			0.03328	104.07	21.389	19.576	6.228	
320			0.07956	144.3	32.054	30.009	10.540	
330			0.1797	195.7	46.656	44.578	17.202	
340			0.3854	260.1	66.152	64.380	27.167	
350			0.7884	339.4	91.609	90.664	41.647	
360				435.9	124.192	124.816	62.139	
370				551.5	165.2	168.4	90.453	
380				688.8	215.9	223.0	128.74	
390				850.2	277.7	290.4	179.48	
400				1038	353.2	372.6	245.54	0.138
410				1256	441.0	471.5	330.15	0.215
420				1507	545.5	589.3	436.89	0.329
430				1793	667.6	728.3	569.73	0.493
440				2120	808.8	890.9	732.99	0.724
450				2490	971.1	1080	931.36	1.045
460				2910	1156	1297	1169.9	1.485
470					1366	1547	1453.9	2.078
480					1602	1833	1789.0	2.866
490					1868	2159	2181.4	3.899
500					2164	2530	2637.3	5.239
510					2494	2954	3163.3	6.955
520					2861		3766.4	9.131
530					3267		4453.9	11.861
540					3717		5233.5	15.256
550					4216		6113.4	19.438
560					4770		7102.0	25.547
570							8208.6	30.74
580							9443.0	38.19
590							10816	47.09
600							12339	57.64

ENTHALPY OF VAPORIZATION

The molar enthalpy (heat) of vaporization $\Delta_{\text{vap}} H$, which is defined as the enthalpy change in the conversion of one mole of liquid to gas at constant temperature, is tabulated here for approximately 850 inorganic and organic compounds. Values are given, when available, both at the normal boiling point t_b , referred to a pressure of 101.325 kPa (760 mmHg), and at 25°C. Substances are listed by molecular formula in the modified Hill order (see Preface).

The values in this table were measured either by calorimetric techniques or by application of the Claperyon equation to the variation of vapor pressure with temperature. See Reference 1 for a discussion of the accuracy of different experimental techniques and for methods of estimating enthalpy of vaporization at other temperatures.

References

1. Majer, V. and Svoboda, V., *Enthalpies of Vaporization of Organic Compounds*, Blackwell Scientific Publications, Oxford, 1985.

2. Chase, M. W., Davies, C. A., Downey, J. R., Frurip, D. J., McDonald, R. A., and Syverud, A. N., *JANAF Thermochemical Tables, Third Edition, J. Phys. Chem. Ref. Data*, Vol. 14, Suppl. 1, 1985.
3. Landolt-Börnstein, *Numerical Data and Functional Relationships in Science and Technology, Sixth Edition, II/4, Caloric Quantities of State*, Springer-Verlag, Heidelberg, 1961.
4. Daubert, T. E., Danner, R. P., Sibul, H. M., and Stebbins, C. C., *Physical and Thermodynamic Properties of Pure Compounds: Data Compilation*, extant 1994 (core with 4 supplements), Taylor & Francis, Bristol, PA.
5. Ruzicka, K. and Majer, V., Simultaneous Treatment of Vapor Pressures and Related Thermal Data Between the Triple and Normal Boiling Temperatures for *n*-Alkanes $C_5 - C_{20}$, *J. Phys. Chem. Ref. Data*, 23, 1, 1994.
6. Verevkin, S. P., Thermochemistry of Amines: Experimental Standard Molar Enthalpies of Formation of Some Aliphatic and Aromatic Amines, *J. Chem. Thermodynamics*, 29, 891, 1997.
7. Cady, G. H. and Hargreaves, G. B., The Vapor Pressure of Some Heavy Transition Metal Hexafluorides, *J. Chem. Soc.*, 1563, 1961; 1578, 1961.
8. Steele, W. V., Chirico, R. D., Knipmeyer, S. E., and Nguyen, A., *J. Chem. Eng. Data*, 41, 1255, 1996.

Mol. form.	Name	t_b /°C	$\Delta_{\text{vap}} H(t_b)$ kJ/mol	$\Delta_{\text{vap}} H(25^\circ\text{C})$ kJ/mol
AgBr	Silver(I) bromide	1502	198	
AgCl	Silver(I) chloride	1547	199	
AgI	Silver(I) iodide	1506	143.9	
Al	Aluminum	2519	294	
AlB ₃ H ₁₂	Aluminum borohydride	44.5	30	
AlBr ₃	Aluminum tribromide	255	23.5	
AlI ₃	Aluminum triiodide	382	32.2	
Ar	Argon	-185.85	6.43	
AsBr ₃	Arsenic(III) bromide	221	41.8	
AsCl ₃	Arsenic(III) chloride	130	35.01	
AsF ₃	Arsenic(III) fluoride	57.8	29.7	
AsF ₅	Arsenic(V) fluoride	-52.8	20.8	
AsH ₃	Arsine	-62.5	16.69	
AsI ₃	Arsenic(III) iodide	424	59.3	
Au	Gold	2856	324	
B	Boron	4000	480	
BBr ₃	Boron tribromide	91	30.5	
BCl ₃	Boron trichloride	12.65	23.77	23.1
BF ₃	Boron trifluoride	-101	19.33	
BI ₃	Boron triiodide	210	40.5	
B ₂ F ₄	Tetrafluorodiborane	-34	28	
B ₂ H ₆	Diborane	-92.4	14.28	
B ₄ H ₁₀	Tetraborane	18	27.1	
B ₅ H ₁₁	Pentaborane(11)	63	31.8	
Ba	Barium	1897	140	
BeCl ₂	Beryllium chloride	482	105	
BeI ₂	Beryllium iodide	487	70.5	
Bi	Bismuth	1564	151	
BiBr ₃	Bismuth tribromide	453	75.4	
BiCl ₃	Bismuth trichloride	447	72.61	
BrF	Bromine fluoride	20	25.1	
BrF ₃	Bromine trifluoride	125.8	47.57	
BrF ₅	Bromine pentafluoride	40.76	30.6	
BrH	Hydrogen bromide	-66.38		12.69
BrH ₃ Si	Bromosilane	1.9	24.4	
BrIn	Indium(I) bromide	656	92	
BrTl	Thallium(I) bromide	819	99.56	

Mol. form.	Name	$t_b/^\circ\text{C}$	$\Delta_{\text{vap}}H(t_b)$ kJ/mol	$\Delta_{\text{vap}}H(25^\circ\text{C})$ kJ/mol
Br ₂	Bromine	58.8	29.96	30.91
Br ₂ Cd	Cadmium bromide	844	115	
Br ₂ H ₂ Si	Dibromosilane	66	31	
Br ₂ Hg	Mercury(II) bromide	322	58.89	
Br ₂ Pb	Lead(II) bromide	892	133	
Br ₂ Sn	Tin(II) bromide	639	102	
Br ₂ Zn	Zinc bromide	697	118	
Br ₃ Ga	Gallium(III) bromide	279	38.9	
Br ₃ HSi	Tribromosilane	109	34.8	
Br ₃ OP	Phosphorus(V) oxybromide	191.7	38	
Br ₃ P	Phosphorus(III) bromide	172.95	38.8	
Br ₃ Sb	Antimony(III) bromide	280	59	
Br ₄ Ge	Germanium(IV) bromide	186.35	41.4	
Br ₄ Si	Tetrabromosilane	154	37.9	
Br ₄ Sn	Tin(IV) bromide	205	43.5	
Br ₄ Ti	Titanium(IV) bromide	230	44.37	
Br ₅ Ta	Tantalum(V) bromide	349	62.3	
Cd	Cadmium	767	99.87	
CdCl ₂	Cadmium chloride	960	124.3	
CdF ₂	Cadmium fluoride	1748	214	
CdI ₂	Cadmium iodide	742	115	
ClF	Chlorine fluoride	-101.1	24	
ClFO ₃	Perchloryl fluoride	-46.75	19.33	
ClF ₂ P	Phosphorus(III) chloride difluoride	-47.25	17.6	
ClF ₃	Chlorine trifluoride	11.75	27.53	
ClF ₃ Si	Chlorotrifluorosilane	-70.0	18.7	
ClH	Hydrogen chloride	-85	16.15	9.08
ClH ₃ Si	Chlorosilane	-30.4	21	
ClNO	Nitrosyl chloride	-5.5	25.78	
ClNO ₂	Nitryl chloride	-15	25.7	
ClO ₂	Chlorine dioxide	11	30	
ClTI	Thallium(I) chloride	720	102.2	
Cl ₂	Chlorine	-34.04	20.41	17.65
Cl ₂ Cr	Chromium(II) chloride	1300	197	
Cl ₂ CrO ₂	Chromyl chloride	117	35.1	
Cl ₂ FP	Phosphorus(III) dichloride fluoride	14	24.9	
Cl ₂ F ₂ Si	Dichlorodifluorosilane	-32	21.2	
Cl ₂ H ₂ Si	Dichlorosilane	8.3	25	24.2
Cl ₂ Hg	Mercury(II) chloride	304	58.9	
Cl ₂ O	Chlorine monoxide	2.2	25.9	
Cl ₂ OS	Thionyl chloride	75.6	31.7	31
Cl ₂ O ₂ S	Sulfuryl chloride	69.4	31.4	30.1
Cl ₂ Pb	Lead(II) chloride	951	127	
Cl ₂ Sn	Tin(II) chloride	623	86.8	
Cl ₂ Ti	Titanium(II) chloride	1500	232	
Cl ₂ Zn	Zinc chloride	732	126	
Cl ₃ Ga	Gallium(III) chloride	201	23.9	
Cl ₃ HSi	Trichlorosilane	33		25.7
Cl ₃ OP	Phosphorus(V) oxychloride	105.5	34.35	38.6
Cl ₃ OV	Vanadyl trichloride	127	36.78	
Cl ₃ P	Phosphorus(III) chloride	75.95	30.5	32.1
Cl ₃ Sb	Antimony(III) chloride	220.3	45.19	
Cl ₃ Ti	Titanium(III) chloride	960	124	
Cl ₄ Ge	Germanium(IV) chloride	86.55	27.9	
Cl ₄ OW	Tungsten(VI) oxytetrachloride	227.55	67.8	
Cl ₄ Si	Tetrachlorosilane	57.65	28.7	29.7
Cl ₄ Sn	Tin(IV) chloride	114.15	34.9	
Cl ₄ Te	Tellurium tetrachloride	387	77	
Cl ₄ Th	Thorium(IV) chloride	921	146.4	
Cl ₄ Ti	Titanium(IV) chloride	136.45	36.2	

Mol. form.	Name	$t_b/^\circ\text{C}$	$\Delta_{\text{vap}}H(t_b)$ kJ/mol	$\Delta_{\text{vap}}H(25^\circ\text{C})$ kJ/mol
Cl ₄ V	Vanadium(IV) chloride	148	41.4	42.5
Cl ₅ Mo	Molybdenum(V) chloride	268	62.8	
Cl ₅ Nb	Niobium(V) chloride	254.0	52.7	
Cl ₅ Ta	Tantalum(V) chloride	239.35	54.8	
Cl ₆ W	Tungsten(VI) chloride	346.75	52.7	
FH ₃ Si	Fluorosilane	-98.6	18.8	
FLi	Lithium fluoride	1673	147	
FNO	Nitrosyl fluoride	-59.9	19.28	
FNO ₂	Nitryl fluoride	-72.4	18.05	
FNS	Thionitrosyl fluoride (NSF)	4.8	22.2	
F ₂	Fluorine	-188.12	6.62	
F ₂ H ₂ Si	Difluorosilane	-77.8	16.3	
F ₂ O	Fluorine monoxide	-144.75	11.09	
F ₂ OS	Thionyl fluoride	-43.8	21.8	
F ₂ O ₂	Fluorine dioxide	-57	19.1	
F ₂ Pb	Lead(II) fluoride	1293	160.4	
F ₂ Zn	Zinc fluoride	1500	190.1	
F ₃ HSi	Trifluorosilane	-95	16.2	
F ₃ N	Nitrogen trifluoride	-128.75	11.56	
F ₃ O ₂ Re	Rhenium(VII) dioxytrifluoride	185.4	65.7	
F ₃ P	Phosphorus(III) fluoride	-101.5	16.5	
F ₃ PS	Phosphorus(V) sulfide trifluoride	-52.25	19.6	
F ₄ MoO	Molybdenum(VI) oxytetrafluoride	186.0	50.6	
F ₄ N ₂	Tetrafluorohydrazine	-74	13.27	
F ₄ ORe	Rhenium(VI) oxytetrafluoride	171.7	61.0	
F ₄ OW	Tungsten(VI) oxytetrafluoride	185.9	59.5	
F ₄ S	Sulfur tetrafluoride	-40.45	26.44	
F ₄ Se	Selenium tetrafluoride	106	47.2	
F ₄ Th	Thorium(IV) fluoride	1680	258	
F ₅ I	Iodine pentafluoride	100.5	41.3	
F ₅ Mo	Molybdenum(V) fluoride	213.6	51.8	
F ₅ Nb	Niobium(V) fluoride	229	52.3	
F ₅ Os	Osmium(V) fluoride	225.9	65.6	
F ₅ P	Phosphorus(V) fluoride	-84.6	17.2	
F ₅ Re	Rhenium(V) fluoride	221.3	58.1	
F ₅ Ta	Tantalum(V) fluoride	229.2	56.9	
F ₅ V	Vanadium(V) fluoride	48.3	44.52	
F ₆ Ir	Iridium(VI) fluoride	53.6	30.9	
F ₆ Mo	Molybdenum(VI) fluoride	34.0	29.0	
F ₆ Os	Osmium(VI) fluoride	47.5	28.1	
F ₆ Re	Rhenium(VI) fluoride	33.8	28.7	
F ₆ S	Sulfur hexafluoride			8.99
F ₆ W	Tungsten(VI) fluoride	17.1	26.5	
Ga	Gallium	2204	254	
GaI ₃	Gallium(III) iodide	340	56.5	
Ge	Germanium	2833	334	
GeH ₄	Germane	-88.1	14.06	
Ge ₂ H ₆	Digermane	30.8	25.1	
Ge ₃ H ₈	Trigermane	110.5	32.2	
HI	Hydrogen iodide	-35.55	19.76	17.36
HLiO	Lithium hydroxide	1626	188	
HNO ₃	Nitric acid	83		39.1
HN ₃	Hydrazoic acid	35.7	30.5	
HNaO	Sodium hydroxide	1388	175	
H ₂	Hydrogen	-252.87	0.90	
H ₂ O	Water	100.0	40.657	43.990
H ₂ O ₂	Hydrogen peroxide	150.2		51.6
H ₂ S	Hydrogen sulfide	-59.55	18.67	14.08
H ₂ S ₂	Hydrogen disulfide	70.7		33.78
H ₂ Se	Hydrogen selenide	-41.25	19.7	

Mol. form.	Name	$t_b/^\circ\text{C}$	$\Delta_{\text{vap}}H(t_b)$ kJ/mol	$\Delta_{\text{vap}}H(25^\circ\text{C})$ kJ/mol
H ₂ Te	Hydrogen telluride	-2	19.2	
H ₃ N	Ammonia	-33.33	23.33	19.86
H ₃ P	Phosphine	-87.75	14.6	
H ₃ Sb	Stibine	-17	21.3	
H ₄ N ₂	Hydrazine	113.55	41.8	44.7
H ₄ P ₂	Diphosphine	63.5	28.8	
H ₄ Si	Silane	-111.9	12.1	
H ₄ Sn	Stannane	-51.8	19.05	
H ₆ Si ₂	Disilane	-14.3	21.2	
H ₈ Si ₃	Trisilane	52.9	28.5	
He	Helium	-268.93	0.08	
Hg	Mercury	356.73	59.11	
HgI ₂	Mercury(II) iodide	354	59.2	
In	Indium(I) iodide	712	90.8	
ITl	Thallium(I) iodide	824	104.7	
I ₂	Iodine	184.4	41.57	
I ₂ Pb	Lead(II) iodide	872	104	
I ₂ Sn	Tin(II) iodide	714	105	
I ₃ P	Phosphorus(III) iodide	227	43.9	
I ₃ Sb	Antimony(III) iodide	401	68.6	
I ₄ Si	Tetraiodosilane	287.35	50.2	
I ₄ Sn	Tin(IV) iodide	364.35	56.9	
I ₄ Ti	Titanium(IV) iodide	377	58.4	
Kr	Krypton	-153.22	9.08	
MoO ₃	Molybdenum(VI) oxide	1155	138	
NO	Nitric oxide	-151.74	13.83	
N ₂	Nitrogen	-195.79	5.57	
N ₂ O	Nitrous oxide	-88.48	16.53	
N ₂ O ₄	Nitrogen tetroxide	21.15	38.12	
Ne	Neon	-246.08	1.71	
O ₂	Oxygen	-182.95	6.82	
O ₂ S	Sulfur dioxide	-10.05	24.94	22.92
O ₃ S	Sulfur trioxide	45	40.69	43.14
P	Phosphorus	280.5	12.4	14.2
Pb	Lead	1749	179.5	
S	Sulfur	444.60	45	
STl ₂	Thallium(I) sulfide	1367	154	
Se	Selenium	685	95.48	
Te	Tellurium	988	114.1	
Xe	Xenon	-108.11	12.57	
CClF ₃	Chlorotrifluoromethane	-81.4	15.8	
CCl ₂ F ₂	Dichlorodifluoromethane	-29.8	20.1	
CCl ₃ F	Trichlorofluoromethane	23.7	25.1	
CCl ₄	Tetrachloromethane	76.8	29.82	32.43
CHBr ₃	Tribromomethane	149.1	39.66	46.05
CHClF ₂	Chlorodifluoromethane	-40.7	20.2	
CHCl ₂ F	Dichlorofluoromethane	8.9	25.2	
CHCl ₃	Trichloromethane	61.17	29.24	31.28
CH ₂ BrCl	Bromochloromethane	68.0	30.0	
CH ₂ Br ₂	Dibromomethane	97	32.92	36.97
CH ₂ Cl ₂	Dichloromethane	40	28.06	28.82
CH ₂ I ₂	Diiodomethane	182	42.5	
CH ₂ O ₂	Formic acid	101	22.69	20.10
CH ₃ Br	Bromomethane	3.5	23.91	22.81
CH ₃ Cl	Chloromethane	-24.09	21.40	18.92
CH ₃ I	Iodomethane	42.55	27.34	27.97
CH ₃ NO	Formamide	220		60.15
CH ₃ NO ₂	Nitromethane	101.19	33.99	38.27
CH ₄	Methane	-161.48	8.19	
CH ₄ O	Methanol	64.6	35.21	37.43

Mol. form.	Name	$t_b/^\circ\text{C}$	$\Delta_{\text{vap}}H(t_b)$ kJ/mol	$\Delta_{\text{vap}}H(25^\circ\text{C})$ kJ/mol
CH ₅ N	Methylamine	-6.32	25.60	23.37
CH ₅ N ₂	Methylhydrazine	87.5	36.12	40.37
CN ₄ O ₈	Tetranitromethane	126.1	40.74	49.93
CO	Carbon monoxide	-191.5	6.04	
CS ₂	Carbon disulfide	46	26.74	27.51
C ₂ Br ₂ ClF ₃	1,2-Dibromo-1-chloro-1,2,2-trifluoroethane	93	31.17	35.04
C ₂ Br ₂ F ₄	1,2-Dibromotetrafluoroethane	47.35	27.03	28.39
C ₂ ClF ₅	Chloropentafluoroethane	-37.95	19.41	
C ₂ Cl ₂ F ₄	1,2-Dichlorotetrafluoroethane	3.8	23.3	
C ₂ Cl ₃ F ₃	1,1,1-Trichlorotrifluoroethane	46.1	26.85	28.08
C ₂ Cl ₃ F ₃	1,1,2-Trichloro-1,2,2-trifluoroethane	47.7	27.04	28.40
C ₂ Cl ₄	Tetrachloroethylene	121.3	34.68	39.68
C ₂ F ₆	Hexafluoroethane	-78.1	16.15	
C ₂ HBrClF ₃	2-Bromo-2-chloro-1,1,1-trifluoroethane	50.2	28.08	29.61
C ₂ HCl ₃	Trichloroethylene	87.21	31.40	34.54
C ₂ HCl ₅	Pentachloroethane	159.8	36.9	
C ₂ HF ₃ O ₂	Trifluoroacetic acid	73	33.3	
C ₂ H ₂ Br ₄	1,1,2,2-Tetrabromoethane	243.5	48.7	
C ₂ H ₂ Cl ₂	1,1-Dichloroethylene	31.6	26.14	26.48
C ₂ H ₂ Cl ₂	<i>cis</i> -1,2-Dichloroethylene	60.1	30.2	
C ₂ H ₂ Cl ₂	<i>trans</i> -1,2-Dichloroethylene	48.7	28.9	
C ₂ H ₂ Cl ₄	1,1,2,2-Tetrachloroethane	146.5	37.64	45.71
C ₂ H ₃ Br	Bromoethylene	15.8	23.4	
C ₂ H ₃ Cl	Chloroethylene	-13.3	20.8	
C ₂ H ₃ ClF	1,1-Dichloro-1-fluoroethane	32.0	26.06	26.48
C ₂ H ₃ Cl ₃	1,1,1-Trichloroethane	74.09	29.86	32.50
C ₂ H ₃ Cl ₃	1,1,2-Trichloroethane	113.8	34.82	40.24
C ₂ H ₃ F ₃	1,1,1-Trifluoroethane	-47.25	18.99	
C ₂ H ₃ N	Acetonitrile	81.65	29.75	32.94
C ₂ H ₄	Ethylene	-103.77	13.53	
C ₂ H ₄ Br ₂	1,2-Dibromoethane	131.6	34.77	41.73
C ₂ H ₄ Cl ₂	1,1-Dichloroethane	57.4	28.85	30.62
C ₂ H ₄ Cl ₂	1,2-Dichloroethane	83.5	31.98	35.16
C ₂ H ₄ F ₂	1,1-Difluoroethane	-24.95	21.56	19.08
C ₂ H ₄ O	Acetaldehyde	20.1	25.76	25.47
C ₂ H ₄ O	Ethylene oxide	10.6	25.54	24.75
C ₂ H ₄ O ₂	Acetic acid	117.9	23.70	23.36
C ₂ H ₄ O ₂	Methyl formate	31.7	27.92	28.35
C ₂ H ₅ Br	Bromoethane	38.5	27.04	28.03
C ₂ H ₅ Cl	Chloroethane	12.3	24.65	
C ₂ H ₅ ClO	2-Chloroethanol	128.6	41.4	
C ₂ H ₅ I	Iodoethane	72.5	29.44	31.93
C ₂ H ₅ NO	<i>N</i> -Methylformamide	199.51		56.19
C ₂ H ₅ NO ₂	Nitroethane	114.0	38.0	
C ₂ H ₆	Ethane	-88.6	14.69	5.16
C ₂ H ₆ O	Ethanol	78.29	38.56	42.32
C ₂ H ₆ O	Dimethyl ether	-24.8	21.51	18.51
C ₂ H ₆ OS	Dimethyl sulfoxide	189	43.1	
C ₂ H ₆ O ₂	Ethylene glycol	197.3	50.5	
C ₂ H ₆ S	Ethanethiol	35.1	26.79	27.30
C ₂ H ₆ S	Dimethyl sulfide	37.33	27.0	27.65
C ₂ H ₆ S ₂	1,2-Ethanedithiol	146.1	37.93	44.68
C ₂ H ₆ S ₂	Dimethyl disulfide	109.8	33.78	37.86
C ₂ H ₇ N	Dimethylamine	6.88	26.40	25.05
C ₂ H ₇ NO	Ethanolamine	171	49.83	
C ₂ H ₈ N ₂	1,2-Ethanediamine	117	37.98	44.98
C ₂ H ₈ N ₂	1,1-Dimethylhydrazine	63.9	32.55	35.0
C ₂ N ₂	Cyanogen	-21.1	23.33	19.75
C ₃ Cl ₂ F ₆	1,2-Dichlorohexafluoropropane	34.1	26.28	26.93
C ₃ H ₃ Cl ₃ O ₂	Methyl trichloroacetate	153.8		48.33

Mol. form.	Name	$t_b/^\circ\text{C}$	$\Delta_{\text{vap}}H(t_b)$ kJ/mol	$\Delta_{\text{vap}}H(25^\circ\text{C})$ kJ/mol
$\text{C}_3\text{H}_3\text{N}$	Acrylonitrile	77.3	32.6	
$\text{C}_3\text{H}_4\text{Cl}_2\text{O}_2$	Methyl dichloroacetate	142.9	39.28	47.72
$\text{C}_3\text{H}_4\text{O}$	Acrolein	52.6	28.3	
$\text{C}_3\text{H}_4\text{O}_2$	2-Oxetanone	162		47.03
$\text{C}_3\text{H}_5\text{Br}$	3-Bromopropene	70.1	30.24	32.73
$\text{C}_3\text{H}_5\text{Cl}$	3-Chloropropene	45.1	29.0	
$\text{C}_3\text{H}_5\text{ClO}_2$	Methyl chloroacetate	129.5	39.23	46.73
$\text{C}_3\text{H}_5\text{Cl}_3$	1,2,3-Trichloropropane	157	37.1	
$\text{C}_3\text{H}_5\text{N}$	Propanenitrile	97.14	31.81	36.03
C_3H_6	Propene	-47.69	18.42	14.24
C_3H_6	Cyclopropane	-32.81	20.05	16.93
$\text{C}_3\text{H}_6\text{Br}_2$	1,2-Dibromopropane	141.9	35.61	41.67
$\text{C}_3\text{H}_6\text{Br}_2$	1,3-Dibromopropane	167.3		47.45
$\text{C}_3\text{H}_6\text{Cl}_2$	1,3-Dichloropropane	120.9	35.18	40.75
$\text{C}_3\text{H}_6\text{O}$	Allyl alcohol	97.0	40.0	
$\text{C}_3\text{H}_6\text{O}$	Propanal	48	28.31	29.62
$\text{C}_3\text{H}_6\text{O}$	Acetone	56.05	29.10	30.99
$\text{C}_3\text{H}_6\text{O}$	Methyloxirane	35	27.35	27.89
$\text{C}_3\text{H}_6\text{O}$	Oxetane	47.6	28.67	29.85
$\text{C}_3\text{H}_6\text{O}_2$	Propanoic acid	141.15		32.14
$\text{C}_3\text{H}_6\text{O}_2$	Ethyl formate	54.4	29.91	31.96
$\text{C}_3\text{H}_6\text{O}_2$	Methyl acetate	56.87	30.32	32.29
$\text{C}_3\text{H}_6\text{S}$	Thietane	95	32.32	35.97
$\text{C}_3\text{H}_7\text{Br}$	1-Bromopropane	71.1	29.84	32.01
$\text{C}_3\text{H}_7\text{Br}$	2-Bromopropane	59.5	28.33	30.17
$\text{C}_3\text{H}_7\text{Cl}$	1-Chloropropane	46.5	27.18	28.35
$\text{C}_3\text{H}_7\text{Cl}$	2-Chloropropane	35.7	26.30	26.90
$\text{C}_3\text{H}_7\text{I}$	1-Iodopropane	102.6	32.08	36.25
$\text{C}_3\text{H}_7\text{I}$	2-Iodopropane	89.5	30.68	34.06
$\text{C}_3\text{H}_7\text{NO}$	<i>N</i> -Ethylformamide	198		58.44
$\text{C}_3\text{H}_7\text{NO}$	<i>N,N</i> -Dimethylformamide	153		46.89
$\text{C}_3\text{H}_7\text{NO}_2$	1-Nitropropane	131.1	38.5	
$\text{C}_3\text{H}_7\text{NO}_2$	2-Nitropropane	120.2	36.8	
C_3H_8	Propane	-42.1	19.04	14.79
$\text{C}_3\text{H}_8\text{O}$	1-Propanol	97.2	41.44	47.45
$\text{C}_3\text{H}_8\text{O}$	2-Propanol	82.3	39.85	45.39
$\text{C}_3\text{H}_8\text{O}_2$	1,2-Propylene glycol	187.6	52.4	
$\text{C}_3\text{H}_8\text{O}_2$	1,3-Propylene glycol	214.4	57.9	
$\text{C}_3\text{H}_8\text{O}_2$	Ethylene glycol monomethyl ether	124.1	37.54	45.17
$\text{C}_3\text{H}_8\text{O}_3$	Glycerol	290	61.0	
$\text{C}_3\text{H}_8\text{S}$	1-Propanethiol	67.8	29.54	31.89
$\text{C}_3\text{H}_8\text{S}$	2-Propanethiol	52.6	27.91	29.45
$\text{C}_3\text{H}_8\text{S}$	Ethyl methyl sulfide	66.7	29.53	31.85
$\text{C}_3\text{H}_8\text{S}_2$	1,3-Propanedithiol	172.9		49.66
$\text{C}_3\text{H}_9\text{N}$	Propylamine	47.22	29.55	31.27
$\text{C}_3\text{H}_9\text{N}$	Isopropylamine	31.76	27.83	28.36
$\text{C}_3\text{H}_9\text{N}$	Trimethylamine	2.87	22.94	21.66
$\text{C}_3\text{H}_{10}\text{N}_2$	1,3-Propanediamine	139.8	40.85	50.16
C_4F_8	Perfluorocyclobutane	-5.9	23.2	
C_4F_{10}	Perfluorobutane	-1.9	22.9	
$\text{C}_4\text{H}_4\text{N}_2$	Succinonitrile	266	48.5	
$\text{C}_4\text{H}_4\text{N}_2$	Pyrimidine	123.8	43.09	49.79
$\text{C}_4\text{H}_4\text{N}_2$	Pyridazine	208		53.47
$\text{C}_4\text{H}_4\text{O}$	Furan	31.5	27.10	27.45
$\text{C}_4\text{H}_4\text{O}_2$	Diketene	126.1	36.80	42.89
$\text{C}_4\text{H}_4\text{S}$	Thiophene	84.0	31.48	34.70
$\text{C}_4\text{H}_5\text{Cl}_3\text{O}_2$	Ethyl trichloroacetate	167.5		50.97
$\text{C}_4\text{H}_5\text{N}$	2-Methylacrylonitrile	90.3	31.8	
$\text{C}_4\text{H}_5\text{N}$	Pyrrrole	129.79	38.75	45.09
$\text{C}_4\text{H}_5\text{N}$	Cyclopropanecarbonitrile	135.1	35.55	41.94

Mol. form.	Name	$t_b/^\circ\text{C}$	$\Delta_{\text{vap}}H(t_b)$ kJ/mol	$\Delta_{\text{vap}}H(25^\circ\text{C})$ kJ/mol
$\text{C}_4\text{H}_5\text{NO}_2$	Methyl cyanoacetate	200.5	48.2	
$\text{C}_4\text{H}_5\text{NS}$	4-Methylthiazole	133.3	37.58	43.85
C_4H_6	1,2-Butadiene	10.9	24.02	23.21
C_4H_6	1,3-Butadiene	-4.41	22.47	20.86
C_4H_6	1-Butyne	8.08	24.52	23.35
$\text{C}_4\text{H}_6\text{Cl}_2\text{O}_2$	Ethyl dichloroacetate	155		50.60
$\text{C}_4\text{H}_6\text{O}_2$	Vinyl acetate	72.5	34.6	
$\text{C}_4\text{H}_6\text{O}_2$	Methyl acrylate	80.7	33.1	
$\text{C}_4\text{H}_6\text{O}_2$	γ -Butyrolactone	204	52.2	
$\text{C}_4\text{H}_6\text{O}_3$	Acetic anhydride	139.5	38.2	
$\text{C}_4\text{H}_6\text{S}$	2,3-Dihydrothiophene	112.1	33.24	37.74
$\text{C}_4\text{H}_6\text{S}$	2,5-Dihydrothiophene	122.4	34.83	39.95
$\text{C}_4\text{H}_7\text{ClO}_2$	Ethyl chloroacetate	144.3	40.43	49.47
$\text{C}_4\text{H}_7\text{N}$	Butanenitrile	117.6	33.68	39.33
$\text{C}_4\text{H}_7\text{N}$	2-Methylpropanenitrile	103.9	32.39	37.13
C_4H_8	1-Butene	-6.26	22.07	20.22
C_4H_8	<i>cis</i> -2-Butene	3.71	23.34	22.16
C_4H_8	<i>trans</i> -2-Butene	0.88	22.72	21.40
C_4H_8	Cyclobutane	12.6	24.19	23.51
$\text{C}_4\text{H}_8\text{Br}_2$	1,4-Dibromobutane	197		53.09
$\text{C}_4\text{H}_8\text{Cl}_2$	1,2-Dichlorobutane	124.1	33.90	39.58
$\text{C}_4\text{H}_8\text{Cl}_2$	1,4-Dichlorobutane	161		46.36
$\text{C}_4\text{H}_8\text{Cl}_2\text{O}$	Bis(2-chloroethyl) ether	178.5	45.2	
$\text{C}_4\text{H}_8\text{O}$	Ethyl vinyl ether	35.5	26.2	
$\text{C}_4\text{H}_8\text{O}$	1,2-Epoxybutane	63.4	30.3	
$\text{C}_4\text{H}_8\text{O}$	Butanal	74.8	31.5	
$\text{C}_4\text{H}_8\text{O}$	2-Butanone	79.59	31.30	34.79
$\text{C}_4\text{H}_8\text{O}$	Tetrahydrofuran	65	29.81	31.99
$\text{C}_4\text{H}_8\text{O}_2$	Butanoic acid	163.75		40.45
$\text{C}_4\text{H}_8\text{O}_2$	2-Methylpropanoic acid	154.45		35.30
$\text{C}_4\text{H}_8\text{O}_2$	Propyl formate	80.9	33.61	37.53
$\text{C}_4\text{H}_8\text{O}_2$	Ethyl acetate	77.11	31.94	35.60
$\text{C}_4\text{H}_8\text{O}_2$	Methyl propanoate	79.8	32.24	35.85
$\text{C}_4\text{H}_8\text{O}_2$	1,3-Dioxane	106.1	34.37	39.09
$\text{C}_4\text{H}_8\text{O}_2$	1,4-Dioxane	101.5	34.16	38.60
$\text{C}_4\text{H}_8\text{S}$	Tetrahydrothiophene	121.0	34.66	39.43
$\text{C}_4\text{H}_9\text{Br}$	1-Bromobutane	101.6	32.51	36.64
$\text{C}_4\text{H}_9\text{Br}$	2-Bromobutane	91.3	30.77	34.41
$\text{C}_4\text{H}_9\text{Br}$	1-Bromo-2-methylpropane	91.1	31.33	34.82
$\text{C}_4\text{H}_9\text{Br}$	2-Bromo-2-methylpropane	73.3	29.23	31.81
$\text{C}_4\text{H}_9\text{Cl}$	1-Chlorobutane	78.6	30.39	33.51
$\text{C}_4\text{H}_9\text{Cl}$	2-Chlorobutane	68.2	29.17	31.53
$\text{C}_4\text{H}_9\text{Cl}$	1-Chloro-2-methylpropane	68.5	29.22	31.67
$\text{C}_4\text{H}_9\text{Cl}$	2-Chloro-2-methylpropane	50.9	27.55	28.98
$\text{C}_4\text{H}_9\text{I}$	1-Iodobutane	130.6	34.66	40.63
$\text{C}_4\text{H}_9\text{I}$	2-Iodobutane	120.1	33.27	38.46
$\text{C}_4\text{H}_9\text{I}$	1-Iodo-2-methylpropane	121.1	33.54	38.83
$\text{C}_4\text{H}_9\text{I}$	2-Iodo-2-methylpropane	100.1	31.43	35.41
$\text{C}_4\text{H}_9\text{N}$	Pyrrolidine	86.56	33.01	37.52
$\text{C}_4\text{H}_9\text{NO}$	<i>N</i> -Ethylacetamide	205		64.89
$\text{C}_4\text{H}_9\text{NO}$	<i>N,N</i> -Dimethylacetamide	165		50.24
$\text{C}_4\text{H}_9\text{NO}$	Morpholine	128	37.1	
C_4H_{10}	Butane	-0.5	22.44	21.02
C_4H_{10}	Isobutane	-11.73	21.30	19.23
$\text{C}_4\text{H}_{10}\text{O}$	1-Butanol	117.73	43.29	52.35
$\text{C}_4\text{H}_{10}\text{O}$	2-Butanol	99.51	40.75	49.72
$\text{C}_4\text{H}_{10}\text{O}$	2-Methyl-1-propanol	107.89	41.82	50.82
$\text{C}_4\text{H}_{10}\text{O}$	2-Methyl-2-propanol	82.4	39.07	46.69
$\text{C}_4\text{H}_{10}\text{O}$	Diethyl ether	34.5	26.52	27.10
$\text{C}_4\text{H}_{10}\text{O}$	Methyl propyl ether	39.1	26.75	27.60

Mol. form.	Name	$t_b/^\circ\text{C}$	$\Delta_{\text{vap}}H(t_b)$ kJ/mol	$\Delta_{\text{vap}}H(25^\circ\text{C})$ kJ/mol
$\text{C}_4\text{H}_{10}\text{O}$	Isopropyl methyl ether	30.77	26.05	26.41
$\text{C}_4\text{H}_{10}\text{O}_2$	1,2-Butanediol	190.5	52.84	71.55
$\text{C}_4\text{H}_{10}\text{O}_2$	1,3-Butanediol	207.5	54.31	74.46
$\text{C}_4\text{H}_{10}\text{O}_2$	Ethylene glycol monoethyl ether	135	39.22	48.21
$\text{C}_4\text{H}_{10}\text{O}_2$	Ethylene glycol dimethyl ether	85	32.42	36.39
$\text{C}_4\text{H}_{10}\text{O}_3$	Diethylene glycol	245.8	52.3	
$\text{C}_4\text{H}_{10}\text{S}$	1-Butanethiol	98.5	32.23	36.63
$\text{C}_4\text{H}_{10}\text{S}$	2-Butanethiol	85	30.59	33.99
$\text{C}_4\text{H}_{10}\text{S}$	2-Methyl-1-propanethiol	88.5	31.01	34.63
$\text{C}_4\text{H}_{10}\text{S}$	2-Methyl-2-propanethiol	64.3	28.45	30.78
$\text{C}_4\text{H}_{10}\text{S}$	Diethyl sulfide	92.1	31.77	35.80
$\text{C}_4\text{H}_{10}\text{S}$	Methyl propyl sulfide	95.6	32.08	36.24
$\text{C}_4\text{H}_{10}\text{S}$	Isopropyl methyl sulfide	84.8	30.71	34.15
$\text{C}_4\text{H}_{10}\text{S}_2$	1,4-Butanedithiol	195.5		55.10
$\text{C}_4\text{H}_{10}\text{S}_2$	Diethyl disulfide	154.1	37.58	45.18
$\text{C}_4\text{H}_{11}\text{N}$	Butylamine	77.00	31.81	35.72
$\text{C}_4\text{H}_{11}\text{N}$	<i>sec</i> -Butylamine	62.73	29.92	32.85
$\text{C}_4\text{H}_{11}\text{N}$	<i>tert</i> -Butylamine	44.04	28.27	29.64
$\text{C}_4\text{H}_{11}\text{N}$	Isobutylamine	67.75	30.61	33.85
$\text{C}_4\text{H}_{11}\text{N}$	Diethylamine	55.5	29.06	31.31
$\text{C}_4\text{H}_{11}\text{N}$	Isopropylmethylamine	50.4	28.71	30.69
$\text{C}_4\text{H}_{11}\text{NO}$	2-Amino-2-methyl-1-propanol	165.5	50.6	
$\text{C}_4\text{H}_{11}\text{NO}_2$	Diethanolamine	268.8	65.2	
$\text{C}_5\text{H}_2\text{F}_6\text{O}_2$	Hexafluoroacetylacetone	54.15	27.05	30.58
$\text{C}_5\text{H}_4\text{O}_2$	Furfural	161.7	43.2	
$\text{C}_5\text{H}_5\text{N}$	Pyridine	115.23	35.09	40.21
$\text{C}_5\text{H}_6\text{O}_2$	Furfuryl alcohol	171	53.6	
$\text{C}_5\text{H}_6\text{S}$	2-Methylthiophene	112.6	33.90	38.87
$\text{C}_5\text{H}_6\text{S}$	3-Methylthiophene	115.5	34.24	39.43
$\text{C}_5\text{H}_7\text{N}$	<i>trans</i> -3-Pentenenitrile	142.6	37.09	44.77
$\text{C}_5\text{H}_7\text{N}$	Cyclobutanecarbonitrile	149.6	36.88	44.34
C_5H_8	Spiropentane	39	26.76	27.49
$\text{C}_5\text{H}_8\text{O}$	Cyclopropyl methyl ketone	111.3	34.07	39.41
$\text{C}_5\text{H}_8\text{O}$	Cyclopentanone	130.57	36.35	42.72
$\text{C}_5\text{H}_8\text{O}_2$	Methyl cyclopropanecarboxylate	114.9	35.25	41.27
$\text{C}_5\text{H}_8\text{O}_2$	Allyl acetate	103.5	36.3	
$\text{C}_5\text{H}_8\text{O}_2$	Ethyl acrylate	99.4	34.7	
$\text{C}_5\text{H}_8\text{O}_2$	Methyl methacrylate	100.5	36.0	
$\text{C}_5\text{H}_8\text{O}_2$	2,4-Pentanedione	138	34.30	41.77
$\text{C}_5\text{H}_9\text{N}$	Pentanenitrile	141.3	36.09	43.60
$\text{C}_5\text{H}_9\text{N}$	3-Methylbutanenitrile	127.5	35.10	41.64
$\text{C}_5\text{H}_9\text{N}$	2,2-Dimethylpropanenitrile	106.1	32.40	37.35
C_5H_{10}	1-Pentene	29.96	25.20	25.47
C_5H_{10}	<i>cis</i> -2-Pentene	36.93		26.86
C_5H_{10}	<i>trans</i> -2-Pentene	36.34		26.76
C_5H_{10}	2-Methyl-1-butene	31.2	25.50	25.92
C_5H_{10}	3-Methyl-1-butene	20.1		23.77
C_5H_{10}	2-Methyl-2-butene	38.56	26.31	27.06
C_5H_{10}	Cyclopentane	49.3	27.30	28.52
$\text{C}_5\text{H}_{10}\text{Cl}_2$	1,2-Dichloropentane	148.3	36.45	43.89
$\text{C}_5\text{H}_{10}\text{Cl}_2$	1,5-Dichloropentane	179		50.71
$\text{C}_5\text{H}_{10}\text{O}$	Cyclopentanol	140.42		57.05
$\text{C}_5\text{H}_{10}\text{O}$	2-Pentanone	102.26	33.44	38.40
$\text{C}_5\text{H}_{10}\text{O}$	3-Pentanone	101.96	33.45	38.52
$\text{C}_5\text{H}_{10}\text{O}$	3-Methyl-2-butanone	94.33	32.35	36.78
$\text{C}_5\text{H}_{10}\text{O}$	3,3-Dimethyloxetane	80.6	30.85	33.94
$\text{C}_5\text{H}_{10}\text{O}$	Tetrahydropyran	88	31.17	34.58
$\text{C}_5\text{H}_{10}\text{O}_2$	Pentanoic acid	186.1	44.1	
$\text{C}_5\text{H}_{10}\text{O}_2$	2-Methylbutanoic acid	177		46.91
$\text{C}_5\text{H}_{10}\text{O}_2$	Butyl formate	106.1	36.58	41.11

Mol. form.	Name	$t_b/^\circ\text{C}$	$\Delta_{\text{vap}}H(t_b)$ kJ/mol	$\Delta_{\text{vap}}H(25^\circ\text{C})$ kJ/mol
$\text{C}_5\text{H}_{10}\text{O}_2$	Isobutyl formate	98.2	33.6	
$\text{C}_5\text{H}_{10}\text{O}_2$	Propyl acetate	101.54	33.92	39.72
$\text{C}_5\text{H}_{10}\text{O}_2$	Isopropyl acetate	88.6	32.93	37.20
$\text{C}_5\text{H}_{10}\text{O}_2$	Ethyl propanoate	99.1	33.88	39.21
$\text{C}_5\text{H}_{10}\text{O}_2$	Methyl butanoate	102.8	33.79	39.28
$\text{C}_5\text{H}_{10}\text{O}_2$	Methyl isobutanoate	92.5	32.61	37.32
$\text{C}_5\text{H}_{10}\text{O}_2$	Tetrahydrofurfuryl alcohol	178	45.2	
$\text{C}_5\text{H}_{10}\text{O}_3$	Diethyl carbonate	126		43.60
$\text{C}_5\text{H}_{10}\text{O}_3$	Ethylene glycol monomethyl ether acetate	143	43.9	
$\text{C}_5\text{H}_{10}\text{S}$	Thiacyclohexane	141.8	35.96	42.58
$\text{C}_5\text{H}_{10}\text{S}$	Cyclopentanethiol	132.1	35.32	41.42
$\text{C}_5\text{H}_{11}\text{Br}$	1-Bromopentane	129.8	35.01	41.28
$\text{C}_5\text{H}_{11}\text{Cl}$	1-Chloropentane	107.8	33.15	38.24
$\text{C}_5\text{H}_{11}\text{Cl}$	2-Chloropentane	97.0	31.79	36.03
$\text{C}_5\text{H}_{11}\text{Cl}$	1-Chloro-3-methylbutane	98.9	32.02	36.24
$\text{C}_5\text{H}_{11}\text{I}$	1-Iodopentane	155		45.27
$\text{C}_5\text{H}_{11}\text{N}$	Piperidine	106.22		39.29
C_5H_{12}	Pentane	36.06	25.79	26.43
C_5H_{12}	Isopentane	27.88	24.69	24.85
C_5H_{12}	Neopentane	9.48	22.74	21.84
$\text{C}_5\text{H}_{12}\text{O}$	1-Pentanol	137.98	44.36	57.02
$\text{C}_5\text{H}_{12}\text{O}$	2-Pentanol	119.3	41.40	54.21
$\text{C}_5\text{H}_{12}\text{O}$	3-Pentanol	116.25		54.0
$\text{C}_5\text{H}_{12}\text{O}$	2-Methyl-1-butanol	128		55.16
$\text{C}_5\text{H}_{12}\text{O}$	3-Methyl-1-butanol	131.1	44.07	55.61
$\text{C}_5\text{H}_{12}\text{O}$	2-Methyl-2-butanol	102.4	39.04	50.10
$\text{C}_5\text{H}_{12}\text{O}$	3-Methyl-2-butanol	112.9		53.0
$\text{C}_5\text{H}_{12}\text{O}$	Butyl methyl ether	70.16	29.55	32.37
$\text{C}_5\text{H}_{12}\text{O}$	<i>sec</i> -Butyl methyl ether	59.1	28.09	30.23
$\text{C}_5\text{H}_{12}\text{O}$	Methyl <i>tert</i> -butyl ether	55.2	27.94	29.82
$\text{C}_5\text{H}_{12}\text{O}$	Isobutyl methyl ether	58.6	28.02	30.13
$\text{C}_5\text{H}_{12}\text{O}$	Ethyl propyl ether	63.21	28.94	31.43
$\text{C}_5\text{H}_{12}\text{O}$	Ethyl isopropyl ether	54.1	28.21	30.08
$\text{C}_5\text{H}_{12}\text{O}_2$	1-Ethoxy-2-methoxyethane	102.1	34.33	39.83
$\text{C}_5\text{H}_{12}\text{O}_2$	1,5-Pentanediol	239	60.7	
$\text{C}_5\text{H}_{12}\text{O}_2$	Ethylene glycol monopropyl ether	149.8	41.40	52.12
$\text{C}_5\text{H}_{12}\text{O}_2$	Diethoxymethane	88	31.33	35.65
$\text{C}_5\text{H}_{12}\text{O}_3$	Diethylene glycol monomethyl ether	193	46.6	
$\text{C}_5\text{H}_{12}\text{S}$	1-Pentanethiol	126.6	34.88	41.24
$\text{C}_5\text{H}_{12}\text{S}$	2-Methyl-1-butanethiol	119.1	33.79	39.45
$\text{C}_5\text{H}_{12}\text{S}$	2-Methyl-2-butanethiol	99.1	31.37	35.67
$\text{C}_5\text{H}_{12}\text{S}$	Butyl methyl sulfide	123.5	34.47	40.46
$\text{C}_5\text{H}_{12}\text{S}$	<i>tert</i> -Butyl methyl sulfide	99	31.47	35.84
$\text{C}_5\text{H}_{12}\text{S}$	Ethyl propyl sulfide	118.6	34.24	39.97
$\text{C}_5\text{H}_{12}\text{S}$	Ethyl isopropyl sulfide	107.5	32.74	37.78
$\text{C}_5\text{H}_{13}\text{N}$	Pentylamine	104.3	34.01	40.08
$\text{C}_5\text{H}_{13}\text{N}$	Ethylisopropylamine	69.6	29.94	33.13
C_6ClF_5	Chloropentafluorobenzene	117.96	34.76	41.07
C_6F_6	Hexafluorobenzene	80.26	31.66	35.71
C_6HF_5	Pentafluorobenzene	85.74	32.15	36.27
$\text{C}_6\text{H}_4\text{Cl}_2$	<i>o</i> -Dichlorobenzene	180	39.66	50.21
$\text{C}_6\text{H}_4\text{Cl}_2$	<i>m</i> -Dichlorobenzene	173	38.62	48.58
$\text{C}_6\text{H}_4\text{Cl}_2$	<i>p</i> -Dichlorobenzene	174	38.79	49.0
$\text{C}_6\text{H}_4\text{F}_2$	<i>o</i> -Difluorobenzene	94	32.21	36.18
$\text{C}_6\text{H}_4\text{F}_2$	<i>m</i> -Difluorobenzene	82.6	31.10	34.59
$\text{C}_6\text{H}_4\text{F}_2$	<i>p</i> -Difluorobenzene	89	31.77	35.54
$\text{C}_6\text{H}_5\text{Br}$	Bromobenzene	156.06		44.54
$\text{C}_6\text{H}_5\text{Cl}$	Chlorobenzene	131.72	35.19	40.97
$\text{C}_6\text{H}_5\text{F}$	Fluorobenzene	84.73	31.19	34.58
$\text{C}_6\text{H}_5\text{I}$	Iodobenzene	188.4	39.5	

Mol. form.	Name	$t_b/^\circ\text{C}$	$\Delta_{\text{vap}}H(t_b)$ kJ/mol	$\Delta_{\text{vap}}H(25^\circ\text{C})$ kJ/mol
$\text{C}_6\text{H}_5\text{NO}_2$	Nitrobenzene	210.8		55.01
C_6H_6	Benzene	80.09	30.72	33.83
$\text{C}_6\text{H}_6\text{ClN}$	<i>o</i> -Chloroaniline	208.8	44.4	
$\text{C}_6\text{H}_6\text{O}$	Phenol	181.87	45.69	57.82
$\text{C}_6\text{H}_6\text{S}$	Benzenethiol	169.1	39.93	47.56
$\text{C}_6\text{H}_7\text{N}$	Aniline	184.17	42.44	55.83
$\text{C}_6\text{H}_7\text{N}$	2-Methylpyridine	129.38	36.17	42.48
$\text{C}_6\text{H}_7\text{N}$	3-Methylpyridine	144.14	37.35	44.44
$\text{C}_6\text{H}_7\text{N}$	4-Methylpyridine	145.36	37.51	44.56
$\text{C}_6\text{H}_7\text{N}$	1-Cyclopentenecarbonitrile			44.98
$\text{C}_6\text{H}_9\text{N}$	Cyclopentanecarbonitrile			43.43
$\text{C}_6\text{H}_9\text{NO}_3$	Triacetamide			60.41
C_6H_{10}	Cyclohexene	82.98	30.46	33.47
$\text{C}_6\text{H}_{10}\text{O}$	Cyclohexanone	155.43		45.06
$\text{C}_6\text{H}_{10}\text{O}$	Mesityl oxide	130	36.1	
$\text{C}_6\text{H}_{10}\text{O}_2$	Methyl cyclobutanecarboxylate	135.5	37.13	44.72
$\text{C}_6\text{H}_{10}\text{O}_3$	Propanoic anhydride	170	41.7	
$\text{C}_6\text{H}_{10}\text{O}_4$	Diethyl oxalate	185.7	42.0	
$\text{C}_6\text{H}_{10}\text{O}_4$	Ethylene glycol diacetate	190		61.44
$\text{C}_6\text{H}_{11}\text{N}$	Hexanenitrile	163.65		47.91
C_6H_{12}	1-Hexene	63.48		30.61
C_6H_{12}	<i>cis</i> -2-Hexene	68.8		32.19
C_6H_{12}	<i>trans</i> -2-Hexene	67.9		31.60
C_6H_{12}	<i>cis</i> -3-Hexene	66.4		31.23
C_6H_{12}	<i>trans</i> -3-Hexene	67.1		31.55
C_6H_{12}	2-Methyl-1-pentene	62.1		30.48
C_6H_{12}	3-Methyl-1-pentene	54.2		28.62
C_6H_{12}	4-Methyl-1-pentene	53.9		28.71
C_6H_{12}	2-Methyl-2-pentene	67.3		31.60
C_6H_{12}	3-Methyl- <i>cis</i> -2-pentene	67.7		32.09
C_6H_{12}	3-Methyl- <i>trans</i> -2-pentene	70.4		31.35
C_6H_{12}	4-Methyl- <i>cis</i> -2-pentene	56.3		29.48
C_6H_{12}	4-Methyl- <i>trans</i> -2-pentene	58.6		29.97
C_6H_{12}	2-Ethyl-1-butene	64.7		31.13
C_6H_{12}	2,3-Dimethyl-1-butene	55.6		29.18
C_6H_{12}	3,3-Dimethyl-1-butene	41.2		26.61
C_6H_{12}	2,3-Dimethyl-2-butene	73.3	29.64	32.51
C_6H_{12}	Cyclohexane	80.73	29.97	33.01
C_6H_{12}	Methylcyclopentane	71.8	29.08	31.64
C_6H_{12}	Ethylcyclobutane	70.8	28.67	31.24
$\text{C}_6\text{H}_{12}\text{Cl}_2$	1,2-Dichlorohexane	173		48.16
$\text{C}_6\text{H}_{12}\text{O}$	Butyl vinyl ether	94	31.58	36.17
$\text{C}_6\text{H}_{12}\text{O}$	2-Hexanone	127.6	36.35	43.14
$\text{C}_6\text{H}_{12}\text{O}$	3-Hexanone	123.5	35.36	42.47
$\text{C}_6\text{H}_{12}\text{O}$	3-Methyl-2-pentanone	117.5	34.16	40.53
$\text{C}_6\text{H}_{12}\text{O}$	4-Methyl-2-pentanone	116.5	34.49	40.61
$\text{C}_6\text{H}_{12}\text{O}$	2-Methyl-3-pentanone	113.5	33.84	39.79
$\text{C}_6\text{H}_{12}\text{O}$	3,3-Dimethyl-2-butanone	106.1	33.39	37.91
$\text{C}_6\text{H}_{12}\text{O}$	Cyclohexanol	160.84		62.01
$\text{C}_6\text{H}_{12}\text{O}_2$	Butyl acetate	126.1	36.28	43.86
$\text{C}_6\text{H}_{12}\text{O}_2$	<i>tert</i> -Butyl acetate	95.1	33.07	38.03
$\text{C}_6\text{H}_{12}\text{O}_2$	Isobutyl acetate	116.5	35.9	
$\text{C}_6\text{H}_{12}\text{O}_2$	Propyl propanoate	122.5	35.54	43.45
$\text{C}_6\text{H}_{12}\text{O}_2$	Ethyl butanoate	121.5	35.47	42.68
$\text{C}_6\text{H}_{12}\text{O}_2$	Ethyl 2-methylpropanoate	110.1	33.67	39.83
$\text{C}_6\text{H}_{12}\text{O}_2$	Methyl pentanoate	127.4	35.36	43.10
$\text{C}_6\text{H}_{12}\text{O}_2$	Methyl 2,2-dimethylpropanoate	101.1	33.42	38.76
$\text{C}_6\text{H}_{12}\text{O}_3$	Ethylene glycol monoethyl ether acetate	156.4	40.76	52.61
$\text{C}_6\text{H}_{12}\text{S}$	Cyclohexanethiol	158.9	37.06	44.57
$\text{C}_6\text{H}_{13}\text{Br}$	1-Bromohexane	155.3		45.89

Mol. form.	Name	$t_b/^\circ\text{C}$	$\Delta_{\text{vap}}H(t_b)$ kJ/mol	$\Delta_{\text{vap}}H(25^\circ\text{C})$ kJ/mol
$\text{C}_6\text{H}_{13}\text{Cl}$	1-Chlorohexane	135	35.67	42.83
$\text{C}_6\text{H}_{13}\text{I}$	1-Iodohexane	181		49.75
$\text{C}_6\text{H}_{13}\text{N}$	Cyclohexylamine	134	36.14	43.67
C_6H_{14}	Hexane	68.73	28.85	31.56
C_6H_{14}	2-Methylpentane	60.26	27.79	29.89
C_6H_{14}	3-Methylpentane	63.27	28.06	30.28
C_6H_{14}	2,2-Dimethylbutane	49.73	26.31	27.68
C_6H_{14}	2,3-Dimethylbutane	57.93	27.38	29.12
$\text{C}_6\text{H}_{14}\text{N}_2$	Azopropane	114		39.88
$\text{C}_6\text{H}_{14}\text{O}$	1-Hexanol	157.6	44.50	61.61
$\text{C}_6\text{H}_{14}\text{O}$	2-Hexanol	140	41.01	58.46
$\text{C}_6\text{H}_{14}\text{O}$	2-Methyl-1-pentanol	149	50.2	
$\text{C}_6\text{H}_{14}\text{O}$	4-Methyl-1-pentanol	151.9	44.46	60.47
$\text{C}_6\text{H}_{14}\text{O}$	2-Methyl-2-pentanol	121.1	39.59	54.77
$\text{C}_6\text{H}_{14}\text{O}$	4-Methyl-2-pentanol	131.6	44.2	
$\text{C}_6\text{H}_{14}\text{O}$	2-Ethyl-1-butanol	147	43.2	
$\text{C}_6\text{H}_{14}\text{O}$	Dipropyl ether	90.08	31.31	35.69
$\text{C}_6\text{H}_{14}\text{O}$	Diisopropyl ether	68.51	29.10	32.12
$\text{C}_6\text{H}_{14}\text{O}$	Butyl ethyl ether	92.3	31.63	36.32
$\text{C}_6\text{H}_{14}\text{O}$	Methyl pentyl ether	99	32.02	36.85
$\text{C}_6\text{H}_{14}\text{O}_2$	2-Methyl-2,4-pentanediol	197.1	57.3	
$\text{C}_6\text{H}_{14}\text{O}_2$	Ethylene glycol monobutyl ether	168.4		56.59
$\text{C}_6\text{H}_{14}\text{O}_2$	1,1-Diethoxyethane	102.25	36.28	43.20
$\text{C}_6\text{H}_{14}\text{O}_2$	Ethylene glycol diethyl ether	119.4	36.28	43.20
$\text{C}_6\text{H}_{14}\text{O}_3$	Bis(ethoxymethyl) ether	140.6	36.17	44.69
$\text{C}_6\text{H}_{14}\text{O}_3$	Diethylene glycol monoethyl ether	196	47.5	
$\text{C}_6\text{H}_{14}\text{O}_3$	Diethylene glycol dimethyl ether	162	36.17	44.69
$\text{C}_6\text{H}_{14}\text{O}_4$	Triethylene glycol	285	71.4	
$\text{C}_6\text{H}_{14}\text{S}$	Dipropyl sulfide	142.9	36.60	44.21
$\text{C}_6\text{H}_{14}\text{S}$	Diisopropyl sulfide	120.1	33.80	39.60
$\text{C}_6\text{H}_{14}\text{S}$	Isopropyl propyl sulfide	132.1	35.11	41.78
$\text{C}_6\text{H}_{14}\text{S}$	Butyl ethyl sulfide	144.3	37.01	44.51
$\text{C}_6\text{H}_{14}\text{S}$	Methyl pentyl sulfide	145.1	37.41	45.24
$\text{C}_6\text{H}_{15}\text{N}$	Hexylamine	132.8	36.54	45.10
$\text{C}_6\text{H}_{15}\text{N}$	Butylethylamine	107.5	33.97	40.15
$\text{C}_6\text{H}_{15}\text{N}$	Dipropylamine	109.3	33.47	40.04
$\text{C}_6\text{H}_{15}\text{N}$	Diisopropylamine	83.9	30.40	34.61
$\text{C}_6\text{H}_{15}\text{N}$	Isopropylpropylamine	96.9	32.14	37.23
$\text{C}_6\text{H}_{15}\text{N}$	Triethylamine	89	31.01	34.84
C_6MoO_6	Molybdenum hexacarbonyl	701	72.51	
$\text{C}_7\text{H}_5\text{F}_5$	2,3,4,5,6-Pentafluorotoluene	117.5	34.75	41.12
$\text{C}_7\text{H}_5\text{F}_3$	(Trifluoromethyl)benzene	102.1	32.63	37.60
$\text{C}_7\text{H}_5\text{N}$	Benzonitrile	191.1	45.9	
$\text{C}_7\text{H}_6\text{O}$	Benzaldehyde	179.0	42.5	
$\text{C}_7\text{H}_6\text{O}_2$	Salicylaldehyde	197	38.2	
$\text{C}_7\text{H}_7\text{Cl}$	<i>o</i> -Chlorotoluene	159.0	37.5	
$\text{C}_7\text{H}_7\text{Cl}$	<i>p</i> -Chlorotoluene	162.4	38.7	
$\text{C}_7\text{H}_7\text{F}$	<i>o</i> -Fluorotoluene	115	35.4	
$\text{C}_7\text{H}_7\text{F}$	<i>p</i> -Fluorotoluene	116.6	34.08	39.42
C_7H_8	Toluene	110.63	33.18	38.01
$\text{C}_7\text{H}_8\text{O}$	<i>o</i> -Cresol	191.04	45.19	
$\text{C}_7\text{H}_8\text{O}$	<i>m</i> -Cresol	202.27	47.40	61.71
$\text{C}_7\text{H}_8\text{O}$	<i>p</i> -Cresol	201.98	47.45	
$\text{C}_7\text{H}_8\text{O}$	Benzyl alcohol	205.31	50.48	
$\text{C}_7\text{H}_8\text{O}$	Anisole	153.7	38.97	46.90
$\text{C}_7\text{H}_9\text{N}$	Benzylamine	185		60.16
$\text{C}_7\text{H}_9\text{N}$	<i>o</i> -Methylaniline	200.3	44.6	
$\text{C}_7\text{H}_9\text{N}$	<i>m</i> -Methylaniline	203.3	44.9	
$\text{C}_7\text{H}_9\text{N}$	<i>p</i> -Methylaniline	200.4	44.3	
$\text{C}_7\text{H}_9\text{N}$	1-Cyclohexenecarbonitrile			53.55

Mol. form.	Name	$t_b/^\circ\text{C}$	$\Delta_{\text{vap}}H(t_b)$ kJ/mol	$\Delta_{\text{vap}}H(25^\circ\text{C})$ kJ/mol
C ₇ H ₉ N	2,3-Dimethylpyridine	161.12	39.08	47.82
C ₇ H ₉ N	2,4-Dimethylpyridine	158.38	38.53	47.49
C ₇ H ₉ N	2,5-Dimethylpyridine	156.98	38.68	47.04
C ₇ H ₉ N	2,6-Dimethylpyridine	144.01	37.46	45.34
C ₇ H ₉ N	3,4-Dimethylpyridine	179.10	39.99	50.50
C ₇ H ₉ N	3,5-Dimethylpyridine	171.84	39.46	49.33
C ₇ H ₁₀ O	Dicyclopropyl ketone	161		53.70
C ₇ H ₁₁ N	Cyclohexanecarbonitrile			51.92
C ₇ H ₁₂	1-Methylbicyclo(3,1,0)hexane	93.1	31.07	34.77
C ₇ H ₁₂ O ₄	Diethyl malonate	200	54.8	
C ₇ H ₁₄	1-Heptene	93.64		35.49
C ₇ H ₁₄	<i>cis</i> -2-Heptene	98.4		36.26
C ₇ H ₁₄	<i>trans</i> -2-Heptene	98		36.27
C ₇ H ₁₄	<i>cis</i> -3-Heptene	95.8		35.81
C ₇ H ₁₄	<i>trans</i> -3-Heptene	95.7		35.84
C ₇ H ₁₄	<i>cis</i> -3-Methyl-3-hexene	95.4		36.31
C ₇ H ₁₄	<i>trans</i> -3-Methyl-3-hexene	93.5		35.70
C ₇ H ₁₄	2,4-Dimethyl-1-pentene	81.6		33.03
C ₇ H ₁₄	4,4-Dimethyl-1-pentene	72.5		31.13
C ₇ H ₁₄	2,4-Dimethyl-2-pentene	83.4		34.19
C ₇ H ₁₄	<i>cis</i> -4,4-Dimethyl-2-pentene	80.4		32.56
C ₇ H ₁₄	<i>trans</i> -4,4-Dimethyl-2-pentene	76.7		32.81
C ₇ H ₁₄	2-Ethyl-3-methyl-1-butene	89		34.35
C ₇ H ₁₄	2,3,3-Trimethyl-1-butene	77.9		32.09
C ₇ H ₁₄	Methylcyclohexane	100.93	31.27	35.36
C ₇ H ₁₄	Ethylcyclopentane	103.5	31.96	36.40
C ₇ H ₁₄	<i>cis</i> -1,3-Dimethylcyclopentane	90.8	30.40	34.20
C ₇ H ₁₄ O	2-Heptanone	151.05		47.24
C ₇ H ₁₄ O	2,2-Dimethyl-3-pentanone	125.6	36.09	42.34
C ₇ H ₁₄ O	2,4-Dimethyl-3-pentanone	125.4	34.64	41.51
C ₇ H ₁₄ O	1-Methylcyclohexanol	155	79.0	
C ₇ H ₁₄ O	<i>cis</i> -2-Methylcyclohexanol	165	48.5	
C ₇ H ₁₄ O	<i>trans</i> -2-Methylcyclohexanol	167.5	53.0	
C ₇ H ₁₄ O ₂	Pentyl acetate	149.2	38.42	48.56
C ₇ H ₁₄ O ₂	Isopentyl acetate	142.5	37.5	
C ₇ H ₁₄ O ₂	Ethyl pentanoate	146.1	36.96	47.01
C ₇ H ₁₄ O ₂	Ethyl 3-methylbutanoate	135.0	37.0	
C ₇ H ₁₄ O ₂	Ethyl 2,2-dimethylpropanoate	118.4	34.51	41.25
C ₇ H ₁₄ O ₂	Methyl hexanoate	149.5	38.55	48.04
C ₇ H ₁₅ Br	1-Bromoheptane	179		50.60
C ₇ H ₁₅ Cl	1-Chloroheptane	159		47.66
C ₇ H ₁₆	Heptane	98.5	31.77	36.57
C ₇ H ₁₆	2-Methylhexane	90.04	30.62	34.87
C ₇ H ₁₆	3-Methylhexane	92	30.9	
C ₇ H ₁₆	3-Ethylpentane	93.5	31.12	35.22
C ₇ H ₁₆	2,2-Dimethylpentane	79.2	29.23	32.42
C ₇ H ₁₆	2,3-Dimethylpentane	89.78	30.46	34.26
C ₇ H ₁₆	2,4-Dimethylpentane	80.49	29.55	32.88
C ₇ H ₁₆	3,3-Dimethylpentane	86.06	29.62	33.03
C ₇ H ₁₆	2,2,3-Trimethylbutane	80.86	28.90	32.05
C ₇ H ₁₆ O	Hexyl methyl ether	126.1	34.93	42.07
C ₇ H ₁₆ O	1-Heptanol	176.45		66.81
C ₇ H ₁₆ O	3-Heptanol	157	42.5	
C ₇ H ₁₆ O	Butyl propyl ether	118.1	33.72	40.22
C ₇ H ₁₆ O	Ethyl pentyl ether	117.6	34.41	41.01
C ₇ H ₁₇ N	Heptylamine	156		49.96
C ₈ F ₁₈	Perfluorooctane	105.9	33.38	41.13
C ₈ H ₈	Styrene	145	38.7	
C ₈ H ₈ O	Acetophenone	202	43.98	55.40
C ₈ H ₈ O ₂	Methyl benzoate	199		55.57

Mol. form.	Name	$t_b/^\circ\text{C}$	$\Delta_{\text{vap}}H(t_b)$ kJ/mol	$\Delta_{\text{vap}}H(25^\circ\text{C})$ kJ/mol
$\text{C}_8\text{H}_8\text{O}_3$	Methyl salicylate	222.9	46.7	
C_8H_{10}	Ethylbenzene	136.19	35.57	42.24
C_8H_{10}	<i>o</i> -Xylene	144.5	36.24	43.43
C_8H_{10}	<i>m</i> -Xylene	139.12	35.66	42.65
C_8H_{10}	<i>p</i> -Xylene	138.37	35.67	42.40
$\text{C}_8\text{H}_{10}\text{O}$	2,4-Xylenol	210.98		64.96
$\text{C}_8\text{H}_{10}\text{O}$	2,5-Xylenol	211.1	46.9	
$\text{C}_8\text{H}_{10}\text{O}$	2,6-Xylenol	201.07		75.31
$\text{C}_8\text{H}_{10}\text{O}$	3,4-Xylenol	227		85.03
$\text{C}_8\text{H}_{10}\text{O}$	3,5-Xylenol	221.74		82.01
$\text{C}_8\text{H}_{10}\text{O}$	Phenetole	169.81		51.04
$\text{C}_8\text{H}_{11}\text{N}$	<i>N</i> -Ethylaniline	203.0		58.3
$\text{C}_8\text{H}_{11}\text{N}$	<i>N,N</i> -Dimethylaniline	194.15		52.83
$\text{C}_8\text{H}_{11}\text{N}$	2,4-Dimethylaniline	214		61.3
$\text{C}_8\text{H}_{11}\text{N}$	2,5-Dimethylaniline	214		61.7
$\text{C}_8\text{H}_{11}\text{N}$	2,3,6-Trimethylpyridine	171.6	39.95	50.61
$\text{C}_8\text{H}_{11}\text{N}$	2,4,6-Trimethylpyridine	170.6	39.87	50.33
C_8H_{14}	1-Octyne	126.3	35.83	42.30
C_8H_{14}	2-Octyne	137.6	37.26	44.49
C_8H_{14}	3-Octyne	133.1	36.94	43.92
C_8H_{14}	4-Octyne	131.6	36.0	42.73
$\text{C}_8\text{H}_{14}\text{O}_3$	Butanoic anhydride	200	50.0	
$\text{C}_8\text{H}_{15}\text{N}$	Octanenitrile	205.25		56.80
C_8H_{16}	1-Octene	121.29	34.07	40.34
C_8H_{16}	<i>cis</i> -2,2-Dimethyl-3-hexene	105.5		36.86
C_8H_{16}	<i>trans</i> -2,2-Dimethyl-3-hexene	100.8		37.03
C_8H_{16}	3-Ethyl-2-methyl-1-pentene	109.5		37.27
C_8H_{16}	2,4,4-Trimethyl-1-pentene	101.4		35.59
C_8H_{16}	2,4,4-Trimethyl-2-pentene	104.9		37.23
C_8H_{16}	Ethylcyclohexane	131.9	34.04	40.56
C_8H_{16}	1,1-Dimethylcyclohexane	119.6	32.51	37.92
C_8H_{16}	<i>cis</i> -1,2-Dimethylcyclohexane	129.8	33.47	39.70
C_8H_{16}	<i>trans</i> -1,2-Dimethylcyclohexane	123.5	32.96	38.36
C_8H_{16}	<i>cis</i> -1,3-Dimethylcyclohexane	120.1	32.91	38.26
C_8H_{16}	<i>trans</i> -1,3-Dimethylcyclohexane	124.5	33.39	39.16
C_8H_{16}	<i>cis</i> -1,4-Dimethylcyclohexane	124.4	33.28	39.02
C_8H_{16}	<i>trans</i> -1,4-Dimethylcyclohexane	119.4	32.56	37.90
C_8H_{16}	Propylcyclopentane	131	34.70	41.08
C_8H_{16}	Isopropylcyclopentane	126.5	33.56	39.44
C_8H_{16}	1-Ethyl-1-methylcyclopentane	121.6	33.20	38.85
$\text{C}_8\text{H}_{16}\text{O}$	2,2,4-Trimethyl-3-pentanone	135.1	35.64	43.30
$\text{C}_8\text{H}_{16}\text{O}_2$	Octanoic acid	239	58.5	
$\text{C}_8\text{H}_{16}\text{O}_2$	2-Ethylhexanoic acid	228		75.60
$\text{C}_8\text{H}_{16}\text{O}_2$	Isobutyl isobutanoate	148.6	38.2	
$\text{C}_8\text{H}_{16}\text{O}_2$	Ethyl hexanoate	167		51.72
$\text{C}_8\text{H}_{16}\text{O}_2$	Methyl heptanoate	174		51.62
$\text{C}_8\text{H}_{17}\text{Br}$	1-Bromooctane	200		55.77
$\text{C}_8\text{H}_{17}\text{Cl}$	1-Chlorooctane	181.5		52.42
$\text{C}_8\text{H}_{17}\text{F}$	1-Fluorooctane	142.4	40.43	49.65
C_8H_{18}	Octane	125.67	34.41	41.49
C_8H_{18}	2-Methylheptane	117.66	33.26	39.67
C_8H_{18}	3-Methylheptane	118.9	33.66	39.83
C_8H_{18}	4-Methylheptane	117.72	33.35	39.69
C_8H_{18}	3-Ethylhexane	118.6	33.59	39.64
C_8H_{18}	2,2-Dimethylhexane	106.86	32.07	37.28
C_8H_{18}	2,3-Dimethylhexane	115.62	33.17	38.78
C_8H_{18}	2,4-Dimethylhexane	109.5	32.51	37.76
C_8H_{18}	2,5-Dimethylhexane	109.12	32.54	37.85
C_8H_{18}	3,3-Dimethylhexane	111.97	32.31	37.53
C_8H_{18}	3,4-Dimethylhexane	117.73	33.24	38.97

Mol. form.	Name	$t_b/^\circ\text{C}$	$\Delta_{\text{vap}}H(t_b)$ kJ/mol	$\Delta_{\text{vap}}H(25^\circ\text{C})$ kJ/mol
C_8H_{18}	3-Ethyl-2-methylpentane	115.66	32.93	38.52
C_8H_{18}	3-Ethyl-3-methylpentane	118.27	32.78	37.99
C_8H_{18}	2,2,3-Trimethylpentane	110	31.94	36.91
C_8H_{18}	2,2,4-Trimethylpentane	99.22	30.79	35.14
C_8H_{18}	2,3,3-Trimethylpentane	114.8	32.12	37.27
C_8H_{18}	2,3,4-Trimethylpentane	113.5	32.36	37.75
C_8H_{18}	2,2,3,3-Tetramethylbutane	106.45		42.90
$\text{C}_8\text{H}_{18}\text{N}_2$	Azobutane			49.31
$\text{C}_8\text{H}_{18}\text{O}$	1-Octanol	195.16		70.98
$\text{C}_8\text{H}_{18}\text{O}$	2-Octanol	180	44.4	
$\text{C}_8\text{H}_{18}\text{O}$	2-Ethyl-1-hexanol	184.6	54.2	
$\text{C}_8\text{H}_{18}\text{O}$	Dibutyl ether	140.28	36.49	44.97
$\text{C}_8\text{H}_{18}\text{O}$	Di- <i>sec</i> -butyl ether	121.1	34.06	40.84
$\text{C}_8\text{H}_{18}\text{O}$	Di- <i>tert</i> -butyl ether	107.23	32.15	37.61
$\text{C}_8\text{H}_{18}\text{O}_2$	1,2-Dipropoxyethane			50.62
$\text{C}_8\text{H}_{18}\text{O}_3$	Diethylene glycol diethyl ether	188		58.40
$\text{C}_8\text{H}_{18}\text{S}$	Dibutyl sulfide	185		52.96
$\text{C}_8\text{H}_{18}\text{S}$	Di- <i>tert</i> -butyl sulfide	149.1	33.26	43.76
$\text{C}_8\text{H}_{18}\text{S}$	Diisobutyl sulfide	171		48.71
$\text{C}_8\text{H}_{19}\text{N}$	Dibutylamine	159.6	38.44	49.45
$\text{C}_8\text{H}_{19}\text{N}$	2-Ethylhexylamine	169.2	40.0	
$\text{C}_9\text{H}_7\text{N}$	Quinoline	237.16	49.7	59.30
$\text{C}_9\text{H}_7\text{N}$	Isoquinoline	243.22	49.0	60.26
C_9H_{10}	Cyclopropylbenzene	173.6		50.22
C_9H_{10}	Indan	177.97	39.63	48.79
$\text{C}_9\text{H}_{10}\text{O}_2$	Benzyl acetate	213	49.4	
C_9H_{12}	Propylbenzene	159.24		46.22
C_9H_{12}	Isopropylbenzene	152.41		45.13
C_9H_{12}	1,2,3-Trimethylbenzene	176.12		49.05
C_9H_{12}	1,2,4-Trimethylbenzene	169.38		47.93
C_9H_{12}	1,3,5-Trimethylbenzene	164.74		47.50
$\text{C}_9\text{H}_{14}\text{O}_6$	Triacetin	259		85.74
C_9H_{18}	Butylcyclopentane	156.6	36.16	45.89
C_9H_{18}	Propylcyclohexane	156.7		45.08
C_9H_{18}	Isopropylcyclohexane	154.8		44.02
$\text{C}_9\text{H}_{18}\text{O}$	2-Nonanone	195.3		56.44
$\text{C}_9\text{H}_{18}\text{O}$	5-Nonanone	188.45		53.30
$\text{C}_9\text{H}_{18}\text{O}$	2,6-Dimethyl-4-heptanone	169.4		50.92
$\text{C}_9\text{H}_{18}\text{O}_2$	Methyl octanoate	192.9		56.41
C_9H_{20}	Nonane	150.82	37.18	46.55
C_9H_{20}	2,2,5-Trimethylhexane	124.09	33.65	40.16
C_9H_{20}	2,3,5-Trimethylhexane	131.4	34.43	41.41
C_9H_{20}	3,3-Diethylpentane	146.3	34.61	42.0
C_9H_{20}	2,2,4,4-Tetramethylpentane	122.29	32.51	38.49
$\text{C}_9\text{H}_{20}\text{O}$	1-Nonanol	213.37		76.86
$\text{C}_{10}\text{H}_7\text{Br}$	1-Bromonaphthalene	281	39.3	
$\text{C}_{10}\text{H}_7\text{Cl}$	1-Chloronaphthalene	259	52.1	
C_{10}H_8	Naphthalene	217.9	43.2	
$\text{C}_{10}\text{H}_9\text{N}$	2-Methylquinoline	246.5		66.1
$\text{C}_{10}\text{H}_9\text{N}$	4-Methylquinoline	262		67.6
$\text{C}_{10}\text{H}_9\text{N}$	6-Methylquinoline	258.6		67.7
$\text{C}_{10}\text{H}_9\text{N}$	8-Methylquinoline	247.5		65.7
$\text{C}_{10}\text{H}_{12}$	1,2,3,4-Tetrahydronaphthalene	207.6	43.9	
$\text{C}_{10}\text{H}_{14}$	Butylbenzene	183.31	38.87	51.36
$\text{C}_{10}\text{H}_{14}$	<i>sec</i> -Butylbenzene	173.3		47.98
$\text{C}_{10}\text{H}_{14}$	<i>tert</i> -Butylbenzene	169.1		47.71
$\text{C}_{10}\text{H}_{14}$	Isobutylbenzene	172.79		47.86
$\text{C}_{10}\text{H}_{14}$	1-Isopropyl-4-methylbenzene	177.1	38.2	
$\text{C}_{10}\text{H}_{16}\text{O}$	(+)-Camphor	207.4	59.5	
$\text{C}_{10}\text{H}_{18}$	<i>cis</i> -Decahydronaphthalene	195.8	41.0	

Mol. form.	Name	$t_b/^\circ\text{C}$	$\Delta_{\text{vap}}H(t_b)$ kJ/mol	$\Delta_{\text{vap}}H(25^\circ\text{C})$ kJ/mol
$\text{C}_{10}\text{H}_{18}$	<i>trans</i> -Decahydronaphthalene	187.3	40.2	
$\text{C}_{10}\text{H}_{19}\text{N}$	Decanenitrile	243		66.84
$\text{C}_{10}\text{H}_{20}$	1-Decene	170.5		50.43
$\text{C}_{10}\text{H}_{20}$	Butylcyclohexane	180.9		49.36
$\text{C}_{10}\text{H}_{20}\text{O}_2$	2-Ethylhexyl acetate	199	43.5	
$\text{C}_{10}\text{H}_{20}\text{O}_2$	Isopentyl isopentanoate	190.4	45.9	
$\text{C}_{10}\text{H}_{22}$	Decane	174.15	39.58	51.42
$\text{C}_{10}\text{H}_{22}$	2-Methylnonane	167.1	38.23	49.63
$\text{C}_{10}\text{H}_{22}$	3-Methylnonane	167.9	38.26	49.71
$\text{C}_{10}\text{H}_{22}$	5-Methylnonane	165.1	38.14	49.34
$\text{C}_{10}\text{H}_{22}$	2,4-Dimethyloctane	156	36.47	47.13
$\text{C}_{10}\text{H}_{22}\text{O}$	1-Decanol	231.1		81.50
$\text{C}_{10}\text{H}_{22}\text{O}$	Diisopentyl ether	172.5	35.1	
$\text{C}_{10}\text{H}_{22}\text{S}$	1-Decanethiol	240.6		65.48
$\text{C}_{11}\text{H}_{10}$	1-Methylnaphthalene	244.7	45.5	
$\text{C}_{11}\text{H}_{21}\text{N}$	Undecanenitrile	253		71.14
$\text{C}_{11}\text{H}_{22}$	Pentylcyclohexane	203.7		53.88
$\text{C}_{11}\text{H}_{24}$	Undecane	195.9	41.91	56.58
$\text{C}_{11}\text{H}_{24}$	2-Methyldecane	189.3	40.25	54.28
$\text{C}_{11}\text{H}_{24}$	4-Methyldecane	187	40.70	53.76
$\text{C}_{11}\text{H}_{24}$	2,4,7-Trimethyloctane	168.1	38.22	49.91
$\text{C}_{12}\text{F}_7\text{N}$	Tris(perfluorobutyl)amine	178	46.4	
$\text{C}_{12}\text{H}_{10}\text{O}$	Diphenyl ether	258.0	48.2	
$\text{C}_{12}\text{H}_{16}$	Cyclohexylbenzene	240.1		59.94
$\text{C}_{12}\text{H}_{22}$	Cyclohexylcyclohexane	238		57.98
$\text{C}_{12}\text{H}_{23}\text{N}$	Dodecanenitrile	277		76.12
$\text{C}_{12}\text{H}_{24}$	1-Dodecene	213.8		60.78
$\text{C}_{12}\text{H}_{26}$	2,2,4,6,6-Pentamethylheptane	177.8		48.97
$\text{C}_{12}\text{H}_{26}$	Dodecane	216.32	44.09	61.52
$\text{C}_{12}\text{H}_{26}\text{O}$	1-Dodecanol	259		91.96
$\text{C}_{12}\text{H}_{27}\text{BO}_3$	Tributyl borate	234	56.1	
$\text{C}_{12}\text{H}_{27}\text{N}$	Tributylamine	216.5	46.9	
$\text{C}_{13}\text{H}_{13}\text{N}$	<i>N</i> -Benzylaniline	306.5		79.6
$\text{C}_{13}\text{H}_{26}\text{O}_2$	Methyl dodecanoate	267		77.17
$\text{C}_{13}\text{H}_{28}$	Tridecane	235.47	46.20	66.68
$\text{C}_{14}\text{H}_{10}$	Phenanthrene	340		75.50
$\text{C}_{14}\text{H}_{12}\text{O}_2$	Benzyl benzoate	323.5	53.6	
$\text{C}_{14}\text{H}_{27}\text{N}$	Tetradecanenitrile			85.29
$\text{C}_{14}\text{H}_{30}$	Tetradecane	253.58	48.16	71.73
$\text{C}_{14}\text{H}_{30}\text{O}$	1-Tetradecanol	289		102.20
$\text{C}_{15}\text{H}_{32}$	Pentadecane	270.6	50.08	76.77
$\text{C}_{16}\text{H}_{22}\text{O}_4$	Dibutyl phthalate	340	79.2	
$\text{C}_{16}\text{H}_{32}$	1-Hexadecene	284.9		80.25
$\text{C}_{16}\text{H}_{34}$	Hexadecane	286.86	51.84	81.35
$\text{C}_{17}\text{H}_{36}$	Heptadecane	302.0	53.58	86.47
$\text{C}_{18}\text{H}_{34}\text{O}_2$	Oleic acid	360	67.4	
$\text{C}_{18}\text{H}_{38}$	Octadecane	316.3	55.23	91.44
$\text{C}_{19}\text{H}_{40}$	Nonadecane	329.9	56.93	96.4
$\text{C}_{20}\text{H}_{42}$	Eicosane	343	58.49	101.81

ENTHALPY OF FUSION

This table lists the molar enthalpy (heat) of fusion, $\Delta_{\text{fus}}H$, of over 1100 inorganic and organic compounds. All values refer to the enthalpy change at equilibrium between the liquid phase and the most stable solid phase at the phase transition temperature. Most values of $\Delta_{\text{fus}}H$ are given at the normal melting point t_m . However, a "t" following the entry in the melting point column indicate a triple-point temperature, where the solid, liquid, and gas phases are in equilibrium. Temperatures are given on the ITS-90 scale.

A * following an entry indicates that the value includes the enthalpy of transition between crystalline phases whose transformation occurs within 1°C of the melting point.

Substances are listed by name, either an IUPAC systematic name or, in the case of drugs and other complex compounds, a common synonym. Inorganic compounds, including metal salts of organic acids, are listed first, followed by organic compounds. The molecular formula in the Hill convention is included.

References

- Chase, M. W., Davies, C. A., Downey, J. R., Frurip, D. J., McDonald, R. A., and Syverud, A. N., *JANAF Thermochemical Tables, Third Edition*, *J. Phys. Chem. Ref. Data*, Vol. 14, Suppl. 1, 1985.
- Chase, M. W., *NIST-JANAF Thermochemical Tables, Fourth Edition*, *J. Phys. Chem. Ref. Data*, Monograph No. 9, 1998.
- Gurvich, L. V., Veyts, I. V., and Alcock, C. B., *Thermodynamic Properties of Individual Substances, Fourth Edition*; Vol. 2, Hemisphere Publishing Corp., New York, 1991; Vol. 3, CRC Press, Boca Raton, FL, 1994.
- Dinsdale, A. T., "SGTE Data for Pure Elements", *CALPHAD*, 15, 317-425, 1991.
- Landolt-Börnstein, Numerical Data and Functional Relationships in Science and Technology, New Series*, IV/8A, "Enthalpies of Fusion and Transition of Organic Compounds", Springer-Verlag, Heidelberg, 1995.
- Landolt-Börnstein, Numerical Data and Functional Relationships in Science and Technology, New Series*, IV/19A, "Thermodynamic Properties of Inorganic Materials compiled by SGTE", Springer-Verlag, Heidelberg; Part 1, 1999; Part 2; 1999; Part 3, 2000; Part 4, 2001.
- Janz, G. J., et al., *Physical Properties Data Compilations Relevant to Energy Storage. II. Molten Salts*, Nat. Stand. Ref. Data Sys.- Nat. Bur. Standards (U.S.), No. 61, Part 2, 1979.
- Dirand, M., Bouroukba, M., Chevallier, V., Petitjean, D., Behar, E., and Ruffier-Meray, V., "Normal Alkanes, Multialkane Synthetic Model Mixtures, and Real Petroleum Waxes: Crystallographic Structures, Thermodynamic Properties, and Crystallization", *J. Chem. Eng. Data*, 47, 115-143, 2002.
- Linstrom, P. J., and Mallard, W. G., Editors, *NIST Chemistry WebBook*, NIST Standard Reference Database No. 69, June 2005, National Institute of Standards and Technology, Gaithersburg, MD 20899, <<http://webbook.nist.gov>>.
- Thermodynamic Research Center, National Institute of Standards and Technology, *TRC Thermodynamic Tables*, <<http://trc.nist.gov>>.
- Sangster, J., "Phase Diagrams and Thermodynamic Properties of Binary Systems of Drugs", *J. Phys. Chem. Ref. Data* 28, 889, 1999.

Name	Molecular formula	t_m /°C	$\Delta_{\text{fus}}H/\text{kJ mol}^{-1}$
<i>Inorganic compounds (including salts of organic acids)</i>			
Actinium	Ac	1050	12.0
Aluminum	Al	660.32	10.71
Aluminum bromide	AlBr ₃	97.5	11.25
Aluminum chloride	AlCl ₃	192.6	35.35
Aluminum fluoride	AlF ₃	2250 t	0.56
Aluminum iodide	AlI ₃	188.28	15.90
Aluminum oxide (α)	Al ₂ O ₃	2054	111.1
Aluminum sulfide	Al ₂ S ₃	1100	66
Americium	Am	1176	14.39
Ammonia	H ₃ N	-77.73	5.66
Ammonium chloride	ClH ₄ N	520.1	10.6
Ammonium fluoride	FH ₄ N	238	12.6
Ammonium iodide	IH ₄ N	551	21
Ammonium nitrate	H ₄ N ₂ O ₃	169.7	5.86
Antimony (gray)	Sb	630.628	19.79
Antimony(III) bromide	Br ₃ Sb	97	14.6
Antimony(III) chloride	Cl ₃ Sb	73.4	12.97
Antimony(III) fluoride	F ₃ Sb	287	22.8
Antimony(III) iodide	I ₃ Sb	171	22.8
Antimony(III) oxide (valentinite)	O ₃ Sb ₂	655	54
Antimony(III) sulfide	S ₃ Sb ₂	550	47.9
Argon	Ar	-189.36	1.18
Arsenic (gray)	As	817	24.44
Arsenic(III) bromide	AsBr ₃	31.1	11.7
Arsenic(III) chloride	AsCl ₃	-16	10.1
Arsenic(III) fluoride	AsF ₃	-5.9	10.4
Arsenic(III) iodide	AsI ₃	141	21.8

Name	Molecular formula	t_m /°C	$\Delta_{\text{fus}}H/\text{kJ mol}^{-1}$
Arsenic(III) oxide (claudetite)	As ₂ O ₃	314	18
Arsenic(V) oxide	As ₂ O ₅	730	60
Arsenic(III) selenide	As ₂ Se ₃	377	40.8
Arsenic(III) sulfide	As ₂ S ₃	312	28.7
Arsenic sulfide	As ₄ S ₄	307	25.4
Arsenic(III) telluride	As ₂ Te ₃	375	46.0
Barium	Ba	727	7.12
Barium bromide	BaBr ₂	857	32.2
Barium carbonate	CBaO ₃	1555 (high pres.)	40
Barium chloride	BaCl ₂	961	15.85
Barium fluoride	BaF ₂	1368	23.36
Barium hydride	BaH ₂	1200	25
Barium hydroxide	BaH ₂ O ₂	408	16
Barium iodide	BaI ₂	711	26.5
Barium oxide	BaO	1973	46
Barium sulfate	BaO ₄ S	1580	40
Barium sulfide	BaS	2227	63
Beryllium	Be	1287	7.895
Beryllium bromide	BeBr ₂	508	18
Beryllium carbide	CBe ₂	2127	75.3
Beryllium chloride	BeCl ₂	415	8.66
Beryllium fluoride	BeF ₂	552	4.77
Beryllium iodide	BeI ₂	480	20.92
Beryllium nitride	Be ₃ N ₂	2200	111
Beryllium oxide	BeO	2578	86
Beryllium sulfate	BeO ₄ S	1127	6
Bismuth	Bi	271.406	11.106
Bismuth oxide	Bi ₂ O ₃	825	14.7

Name	Molecular formula	$t_m/^\circ\text{C}$	$\Delta_{\text{fus}}H/\text{kJ mol}^{-1}$	Name	Molecular formula	$t_m/^\circ\text{C}$	$\Delta_{\text{fus}}H/\text{kJ mol}^{-1}$
Bismuth sulfide	Bi_2S_3	777	78.2	Chromium(II) fluoride	CrF_2	894	34
Bismuth tribromide	BiBr_3	219	21.7	Chromium(III) fluoride	CrF_3	1425	66
Bismuth trichloride	BiCl_3	234	23.6	Chromium(II) iodide	CrI_2	867	46
Bismuth trifluoride	BiF_3	649	21.6	Chromium(III) iodide	CrI_3	857	61
Bismuth triiodide	BiI_3	408.6	39.1	Chromium(III) oxide	Cr_2O_3	2432	125
Boric acid	BH_3O_3	170.9	22.3	Chromium(VI) oxide	CrO_3	197	14.2
Boron	B	2075	50.2	Chromium(II) sulfide	CrS	1567	25.5
Boron nitride	BN	2967	81	Cobalt	Co	1495	16.20
Boron oxide	B_2O_3	450	24.56	Cobalt(II) bromide	Br_2Co	678	43
Boron sulfide	B_2S_3	563	48.12	Cobalt(II) chloride	Cl_2Co	737	46.0
Boron trichloride	BCl_3	-107.3	2.10	Cobalt(II) fluoride	CoF_2	1127	58.1
Boron trifluoride	BF_3	-126.8	4.20	Cobalt(II) iodide	CoI_2	520	35
Bromine	Br_2	-7.2	10.57	Cobalt(II) selenite	CoO_3Se	659	16.3
Bromine pentafluoride	BrF_5	-60.5	5.67	Cobalt(II) sulfide	CoS	1117	30
Cadmium	Cd	321.069	6.21	Copper	Cu	1084.62	13.26
Cadmium bromide	Br_2Cd	568	33.35	Copper(I) bromide	BrCu	483	5.1
Cadmium chloride	CdCl_2	568	48.58	Copper(I) chloride	ClCu	423	7.08
Cadmium fluoride	CdF_2	1075	22.6	Copper(II) chloride	Cl_2Cu	598	15.0
Cadmium iodide	CdI_2	388	15.3	Copper(II) fluoride	CuF_2	836	55
Cadmium nitrate	CdN_2O_6	360	18.3	Copper(I) iodide	CuI	591	7.93
Calcium	Ca	842	8.54	Copper(I) oxide	Cu_2O	1244	65.6
Calcium bromide	Br_2Ca	742	29.1	Copper(II) oxide	CuO	1227	49
Calcium carbonate (calcite)	CCaO_3	1330	36	Copper(I) sulfide	Cu_2S	1129	9.62
Calcium chloride	CaCl_2	775	28.05	Curium	Cm	1345	14.64
Calcium fluoride	CaF_2	1418	30	Decaborane(14)	$\text{B}_{10}\text{H}_{14}$	98.78	21.97
Calcium hydride	CaH_2	1000	6.7	Dysprosium	Dy	1412	11.35
Calcium iodide	CaI_2	783	41.8	Dysprosium(III) fluoride	DyF_3	1157	58.6
Calcium nitrate	CaN_2O_6	561	23.4	Dysprosium(III) oxide	Dy_2O_3	2408	120
Calcium oxide	CaO	2613	80	Einsteinium	Es	860	9.41
Calcium sulfate	CaO_4S	1460	28	Erbium	Er	1529	19.90
Calcium sulfide	CaS	2524	70	Erbium chloride	Cl_3Er	776	32.6
Carbon (graphite)	C	4489	117.4	Erbium fluoride	ErF_3	1146	28.2
Cerium	Ce	799	5.460	Erbium oxide	Er_2O_3	2418	130
Cerium(III) bromide	Br_3Ce	732	51.9	Europium	Eu	822	9.21
Cerium(III) chloride	CeCl_3	807	53.1	Europium(II) bromide	Br_2Eu	683	25.1
Cerium(III) fluoride	CeF_3	1430	55.6	Europium(III) chloride	Cl_3Eu	623	33.1
Cerium(III) iodide	CeI_3	760	51.0	Europium(III) fluoride	EuF_3	647	6.40
Cerium(III) oxide	Ce_2O_3	2250	120	Europium(II) oxide	EuO	1967	40
Cerium(IV) oxide	CeO_2	2480	80	Europium(III) oxide	Eu_2O_3	2350	117
Cesium	Cs	28.5	2.09	Fluorine	F_2	-219.67	0.51
Cesium carbonate	CCs_2O_3	793	31	Gadolinium	Gd	1313	9.67
Cesium chloride	ClCs	646	20.4	Gadolinium(III) bromide	Br_3Gd	785	38.1
Cesium chromate	CrCs_2O_4	963	35.3	Gadolinium(III) chloride	Cl_3Gd	602	40.6
Cesium fluoride	CsF	703	21.7	Gadolinium(III) fluoride	F_3Gd	1232	52.4
Cesium hydride	CsH	528	15	Gadolinium(III) iodide	GdI_3	930	54.0
Cesium hydroxide	CsHO	342.3	7.78	Gadolinium(III) oxide	Gd_2O_3	2425	60
Cesium iodide	CsI	632	25.7	Gallium	Ga	29.7666	5.585
Cesium metaborate	BCsO_2	732	27	Gallium antimonide	GaSb	712	25.1
Cesium molybdate	Cs_2MoO_4	956.3	31.8	Gallium arsenide	AsGa	1238	87.64
Cesium nitrate	CsNO_3	409	13.8	Gallium(III) bromide	Br_3Ga	123	11.7
Cesium nitrite	CsNO_2	406	10.9	Gallium(III) chloride	Cl_3Ga	77.9	11.51
Cesium oxide	Cs_2O	495	20	Gallium(III) iodide	GaI_3	212	12.9
Cesium peroxide	Cs_2O_2	594	22	Gallium(III) oxide	Ga_2O_3	1807	100
Cesium sulfate	$\text{Cs}_2\text{O}_4\text{S}$	1005	35.7	Germanium	Ge	938.25	36.94
Chlorine	Cl_2	-101.5	6.40	Germanium(IV) bromide	Br_2Ge	26.1	12
Chromium	Cr	1907	21.00	Germanium(II) iodide	GeI_2	428	33.3
Chromium(II) bromide	Br_2Cr	842	45	Germanium(IV) iodide	GeI_4	146	19.1
Chromium(III) bromide	Br_3Cr	812	60	Germanium(IV) oxide	GeO_2	1116	12.6
Chromium(II) chloride	Cl_2Cr	824	45.0	Germanium(II) selenide	GeSe	675	24.7
Chromium(III) chloride	Cl_3Cr	827	60	Germanium(II) sulfide	GeS	658	21.3

Name	Molecular formula	$t_m/^\circ\text{C}$	$\Delta_{\text{fus}}H/\text{kJ mol}^{-1}$	Name	Molecular formula	$t_m/^\circ\text{C}$	$\Delta_{\text{fus}}H/\text{kJ mol}^{-1}$
Germanium(IV) sulfide	GeS ₂	840	16.3	Lead(II) oxide (massicot)	OPb	887	25.6
Germanium(II) telluride	GeTe	724	47.3	Lead(II) sulfate	O ₄ PbS	1087	40.2
Gold	Au	1064.18	12.55	Lead(II) sulfide	PbS	1113	49.4
Hafnium	Hf	2233	27.20	Lithium	Li	180.50	3.00
Hafnium nitride	HfN	3310	62.8	Lithium aluminate	ALLiO ₂	1610	87.9
Hafnium(IV) oxide	HfO ₂	2800	96	Lithium bromide	BrLi	550	17.66
Holmium	Ho	1472	11.76	Lithium carbonate	CLi ₂ O ₃	732	44.8
Holmium bromide	Br ₃ Ho	919	50.1	Lithium chloride	CLi	610	19.8
Holmium chloride	Cl ₃ Ho	720	30.5	Lithium chromate	CrLi ₂ O ₄	482	30.5
Holmium fluoride	F ₃ Ho	1143	56.3	Lithium fluoride	FLi	848.2	27.09
Holmium oxide	Ho ₂ O ₃	2415	130	Lithium hexafluoroaluminate	AlF ₆ Li ₃	785	86.19
Hydrazine	H ₄ N ₂	1.54	12.66	Lithium hydride	HLi	692	21.8
Hydrogen	H ₂	-259.198 t	0.12	Lithium hydride- <i>d</i>	DLi	694	22
Hydrogen bromide	BrH	-86.80	2.41	Lithium hydroxide	HLiO	473	20.9
Hydrogen chloride	ClH	-114.17	2.00	Lithium iodide	ILi	469	14.6
Hydrogen fluoride	FH	-83.36	4.58	Lithium metasilicate	Li ₂ O ₃ Si	1201	28
Hydrogen iodide	HI	-50.76	2.87	Lithium nitrate	LiNO ₃	253	26.7
Hydrogen peroxide	H ₂ O ₂	-0.43	12.50	Lithium nitrite	LiNO ₂	222	9.2
Hydrogen sulfide	H ₂ S	-85.5	2.38	Lithium oxide	Li ₂ O	1437	35.6
Indium	In	156.60	3.291	Lithium perchlorate	CLiO ₄	236	29.3
Indium antimonide	InSb	524	47.7	Lithium sulfate	Li ₂ O ₄ S	860	9.00
Indium arsenide	AsIn	942	77.0	Lutetium	Lu	1663	18.65
Indium(I) bromide	BrIn	285	24.3	Lutetium oxide	Lu ₂ O ₃	2490	133
Indium(III) bromide	Br ₃ In	420	26	Magnesium	Mg	650	8.48
Indium(I) chloride	ClIn	225	9.20	Magnesium bromide	Br ₂ Mg	711	39.3
Indium(III) chloride	Cl ₃ In	583	27	Magnesium carbonate	CMgO ₃	990	59
Indium(III) fluoride	F ₃ In	1172	64	Magnesium chloride	Cl ₂ Mg	714	43.1
Indium(I) iodide	IIn	364.4	17.26	Magnesium fluoride	F ₂ Mg	1263	58.7
Indium(II) iodide	I ₂ In	155	1.29	Magnesium hydride	H ₂ Mg	327	14
Indium(III) iodide	I ₃ In	207	18.48	Magnesium iodide	I ₂ Mg	634	26
Indium(III) oxide	In ₂ O ₃	1912	105	Magnesium orthosilicate	Mg ₂ O ₄ Si	1897	71
Indium(II) sulfide	InS	692	36.0	Magnesium oxide	MgO	2825	77
Iodine	I ₂	113.7	15.52	Magnesium phosphate	Mg ₃ O ₁ P ₂	1348	121
Iodine chloride	ClI	27.38	11.6	Magnesium sulfate	MgO ₄ S	1137	14.6
Iridium	Ir	2446	41.12	Magnesium sulfide	MgS	2226	63
Iridium(VI) fluoride	F ₆ Ir	44	8.40	Magnesium tetraboride	B ₄ Mg	727	0.0
Iron	Fe	1538	13.81	Manganese	Mn	1246	12.91
Iron boride (FeB)	BFe	1658	62.66	Manganese(II) bromide	Br ₂ Mn	698	33.5
Iron(II) bromide	Br ₂ Fe	691	43.0	Manganese(II) chloride	Cl ₂ Mn	650	30.7
Iron(II) chloride	Cl ₂ Fe	677	42.83	Manganese(II) fluoride	F ₂ Mn	900	30
Iron(III) chloride	Cl ₃ Fe	307.6	40	Manganese(II) iodide	I ₂ Mn	638	41.8
Iron(II) fluoride	F ₂ Fe	1100	50	Manganese(II) oxide	MnO	1842	43.9
Iron(III) fluoride	F ₃ Fe	367	0.58	Manganese(II) sulfide (α form)	MnS	1530	26.1
Iron(II) iodide	FeI ₂	594	39	Mercury	Hg	-38.829	2.295
Iron(II) oxide	FeO	1377	24.1	Mercury(II) bromide	Br ₂ Hg	241	17.9
Iron(II,III) oxide	Fe ₃ O ₄	1597	138	Mercury(II) chloride	Cl ₂ Hg	277	19.41
Iron(III) oxide	Fe ₂ O ₃	1539	87	Mercury(II) fluoride	F ₂ Hg	645	23.0
Iron sodium oxide	FeNaO ₂	1347	49.4	Mercury(II) iodide	Hg ₂ I ₂	290	31.4
Iron(II) sulfide	FeS	1188	31.5	Mercury(II) iodide (yellow)	HgI ₂	256	15.6
Krypton	Kr	-157.38	1.64	Mercury(II) sulfide (black)	HgS	820	40
Lanthanum	La	920	6.20	Metaboric acid (γ form)	BHO ₂	236	14.3
Lanthanum bromide	Br ₃ La	788	54.0	Molybdenum	Mo	2623	37.48
Lanthanum chloride	Cl ₃ La	858	54.4	Molybdenum boride (Mo ₂ B ₃)	B ₃ Mo ₂	2210	226
Lanthanum fluoride	F ₃ La	1493	50.2	Molybdenum(IV) chloride	Cl ₄ Mo	317	16.7
Lanthanum iodide	I ₃ La	778	56.1	Molybdenum(V) chloride	Cl ₅ Mo	194	19
Lead	Pb	327.462	4.774	Molybdenum(VI)	Cl ₆ MoO ₂	176	17.0
Lead(II) bromide	Br ₂ Pb	371	16.44	dioxydichloride			
Lead(II) chloride	Cl ₂ Pb	501	21.88	Molybdenum(V) fluoride	F ₅ Mo	45.67	6.1
Lead(II) fluoride	F ₂ Pb	830	14.7	Molybdenum(VI) fluoride	F ₆ Mo	17.5	4.33
Lead(II) iodide	I ₂ Pb	410	23.4	Molybdenum monoboride	BMo	2600	55.23
				Molybdenum(VI) oxide	MoO ₃	802	48.7

Name	Molecular formula	$t_m/^\circ\text{C}$	$\Delta_{\text{fus}}H/\text{kJ mol}^{-1}$	Name	Molecular formula	$t_m/^\circ\text{C}$	$\Delta_{\text{fus}}H/\text{kJ mol}^{-1}$
Molybdenum(VI) oxytetrachloride	Cl_4MoO	105	14.3	Plutonium(III) iodide	I_3Pu	777	50.2
Molybdenum(VI) oxytetrafluoride	F_4MoO	97.2	4	Plutonium(III) oxide	O_3Pu_2	2085	113
Molybdenum(V) oxytrichloride	Cl_3MoO	310	22	Plutonium(IV) oxide	O_2Pu	2390	67
Molybdenum(III) sulfide	Mo_2S_3	1807	0.13	Polonium	Po	254	10.0
Neodymium	Nd	1016	7.14	Potassium	K	63.5	2.335
Neodymium(III) bromide	Br_3Nd	682	45.3	Potassium aluminate	AlKO_2	1713	82
Neodymium(III) chloride	Cl_3Nd	759	48.5	Potassium bromide	BrK	734	25.52
Neodymium(III) fluoride	F_3Nd	1377	54.8	Potassium carbonate	CK_2O_3	899	27.6
Neodymium(III) iodide	I_3Nd	787	41.5	Potassium chloride	ClK	771	26.28
Neon	Ne	-248.609	0.328	Potassium chromate	CrK_2O_4	974	33.0
Neptunium	Np	644	3.20	Potassium cyanide	CKN	622	14.6
Nickel	Ni	1455	17.48	Potassium fluoride	FK	858	27.2
Nickel boride (Ni_2B)	BNi_2	1125	42.15	Potassium fluoroborate	BF_4K	570	17.66
Nickel boride (Ni_3B)	BNi_3	1166	72.28	Potassium hydride	HK	619	21
Nickel(II) bromide	Br_2Ni	963	56	Potassium hydrogen fluoride	F_2HK	238.8	6.62
Nickel(II) chloride	Cl_2Ni	1031	77.9	Potassium hydroxide	HKO	406	7.90
Nickel(II) fluoride	F_2Ni	1380	69	Potassium iodide	IK	681	24.0
Nickel(II) iodide	I_2Ni	800	48	Potassium metaborate	BKO_2	947	31.38
Nickel(II) oxide	NiO	1957	50.7	Potassium nitrate	KNO_3	334	9.6
Nickel(II) sulfide	NiS	976	30.1	Potassium nitrite	KNO_2	438	16.7
Nickel disulfide	NiS_2	1007	65.7	Potassium oxide	K_2O	740	27
Nickel subsulfide	Ni_3S_2	789	19.7	Potassium peroxide	K_2O_2	545	20.5
Niobium	Nb	2477	30	Potassium sulfate	$\text{K}_2\text{O}_4\text{S}$	1069	36.6
Niobium(V) bromide	Br_3Nb	254	24.0	Potassium sulfide	K_2S	948	16.15
Niobium(V) chloride	Cl_5Nb	205.8	33.9	Potassium superoxide	KO_2	535	20.6
Niobium(V) fluoride	F_5Nb	80	12.2	Praseodymium	Pr	931	6.89
Niobium(V) iodide	I_5Nb	327	37.7	Praseodymium(III) bromide	Br_3Pr	693	47.3
Niobium nitride	NNb	2050	46.0	Praseodymium(III) chloride	Cl_3Pr	786	50.6
Niobium(II) oxide	NbO	1937	85.4	Praseodymium(III) fluoride	F_3Pr	1399	57.3
Niobium(IV) oxide	NbO_2	1901	92	Praseodymium(III) iodide	I_3Pr	738	53.1
Niobium(V) oxide	Nb_2O_5	1512	104.3	Protactinium	Pa	1572	12.34
Nitric acid	HNO_3	-41.6	10.5	Radium	Ra	696	7.7
Nitric oxide	NO	-163.6	2.30	Rhenium	Re	3185	34.08
Nitrogen	N_2	-210.0	0.71	Rhenium(VII) oxide	O_7Re_2	327	65.7
Nitrogen tetroxide	N_2O_4	-9.3	14.65	Rhodium	Rh	1964	26.59
Nitrous oxide	N_2O	-90.8	6.54	Rubidium	Rb	39.30	2.19
Osmium	Os	3033	57.85	Rubidium bromide	BrRb	692	23.3
Osmium(VIII) oxide	O_4Os	40.6	14.3	Rubidium carbonate	CO_3Rb_2	873	30
Oxygen	O_2	-218.79	0.44	Rubidium chloride	ClRb	724	24.4
Palladium	Pd	1554.8	16.74	Rubidium fluoride	FRb	795	25.8
Palladium(II) chloride	Cl_2Pd	679	18.41	Rubidium hydride	HRb	585	22
Phosphinic acid	$\text{H}_3\text{O}_2\text{P}$	26.5	9.7	Rubidium hydroxide	HORb	385	8.0
Phosphonic acid	$\text{H}_3\text{O}_3\text{P}$	74.4	12.8	Rubidium iodide	IRb	656	22.1
Phosphoric acid	$\text{H}_3\text{O}_4\text{P}$	42.4	13.4	Rubidium metaborate	BO_2Rb	860	31
Phosphorus (white)	P	44.15	0.659	Rubidium nitrate	NO_3Rb	310	4.6
Phosphorus (red)	P	579.2	18.54	Rubidium nitrite	NO_2Rb	422	12.1
Phosphorus(III) chloride	Cl_3P	-93	7.10	Rubidium oxide	ORb	505	20
Phosphorus heptasulfide	P_7S_7	308	36.6	Rubidium peroxide	O_2Rb_2	570	21
Phosphorus(V) oxide	O_5P_2	562	27.2	Rubidium sulfate	$\text{O}_4\text{Rb}_2\text{S}$	1066	37.3
Phosphorus sesquisulfide	P_4S_3	173	20.1	Rubidium superoxide	O_2Rb	540	21
Phosphoryl chloride	Cl_3OP	1.18	13.1	Ruthenium	Ru	2334	38.59
Platinum	Pt	1768.2	22.175	Ruthenium(V) fluoride	F_5Ru	101	74.5
Plutonium	Pu	640	2.824	Samarium	Sm	1072	8.62
Plutonium(III) bromide	Br_3Pu	681	58.6	Samarium(III) oxide	O_3Sm_2	2335	119
Plutonium(III) chloride	Cl_3Pu	760	63.6	Scandium	Sc	1541	14.10
Plutonium(III) fluoride	F_3Pu	1396	59.8	Scandium chloride	Cl_3Sc	967	67.4
Plutonium(IV) fluoride	F_4Pu	1037	42.7	Scandium fluoride	F_3Sc	1552	62.6
Plutonium(VI) fluoride	F_6Pu	51.6	18.6	Scandium oxide	O_3Sc_2	2489	127
				Selenium (gray)	Se	220.8	6.69
				Selenium dioxide	O_2Se	360	17.6

Name	Molecular formula	$t_m/^\circ\text{C}$	$\Delta_{\text{fus}}H/\text{kJ mol}^{-1}$	Name	Molecular formula	$t_m/^\circ\text{C}$	$\Delta_{\text{fus}}H/\text{kJ mol}^{-1}$
Silicon	Si	1414	50.21	Tantalum(V) oxide	O ₅ Ta ₂	1875	120
Silicon dioxide (cristobalite)	O ₂ Si	1722	9.6	Techneium	Tc	2157	33.29
Silicon monosulfide	SSi	1090	31	Tellurium	Te	449.51	17.38
Silver	Ag	961.78	11.30	Tellurium dioxide	O ₂ Te	733	28.9
Silver(I) bromide	AgBr	430	9.163	Tellurium tetrabromide	Br ₄ Te	380	24.7
Silver(I) chloride	AgCl	455	13.054	Tellurium tetrachloride	Cl ₄ Te	224	18.9
Silver(I) iodide	AgI	558	9.414	Terbium	Tb	1359	10.15
Silver(I) nitrate	AgNO ₃	210	11.72	Terbium(III) bromide	Br ₃ Tb	830	31.5
Silver(I) oxide	Ag ₂ O	827	15	Terbium(III) chloride	Cl ₃ Tb	582	19.5
Silver(I) sulfate	Ag ₂ O ₄ S	660	17.99	Tetrachlorosilane	Cl ₄ Si	-68.74	7.60
Silver(I) sulfide	Ag ₂ S	836	7.9	Tetraiodosilane	I ₄ Si	120.5	19.7
Sodium	Na	97.794	2.60	Thallium	Tl	304	4.142
Sodium bromate	BrNaO ₃	381	28.11	Thallium(I) bromide	BrTl	460	16.4
Sodium bromide	BrNa	747	26.23	Thallium(I) carbonate	CO ₃ Tl ₂	273	18
Sodium carbonate	CNa ₂ O ₃	856	29.7	Thallium(I) chloride	ClTl	431	15.56
Sodium chlorate	ClNaO ₃	248	22.6	Thallium(I) fluoride	FTl	326	13.87
Sodium chloride	ClNa	800.7	28.16	Thallium(I) formate	CHO ₂ Tl	101	10.9
Sodium chromate	CrNa ₂ O ₄	794	24.7	Thallium(I) iodide	ITl	441.7	14.7
Sodium cyanide	CNNa	562	8.79	Thallium(I) nitrate	NO ₃ Tl	206	9.6
Sodium fluoride	FNa	996	33.35	Thallium(I) oxide	OTl ₂	579	30.3
Sodium formate	CHNaO ₂	257.3	17.7	Thallium(III) oxide	O ₃ Tl ₂	834	53
Sodium hexafluoroaluminate	AlF ₆ Na ₃	1013	114.4	Thallium(I) sulfate	O ₄ STl ₂	632	23.8
Sodium hexafluorosilicate	F ₆ Na ₂ Si	847	99.6	Thallium(I) sulfide	STl ₂	457	23.0
Sodium hydride	HNa	638	26	Thorium	Th	1750	13.81
Sodium hydroxide	HNaO	323	6.60	Thorium(IV) bromide	Br ₄ Th	679	54.4
Sodium iodate	INaO ₃	422	35.1	Thorium(IV) chloride	Cl ₄ Th	770	43.9
Sodium iodide	INa	661	23.7	Thorium(IV) fluoride	F ₄ Th	1110	41.8
Sodium metaborate	BNaO ₂	966	36.2	Thorium(IV) iodide	I ₄ Th	566	48.1
Sodium metasilicate	Na ₂ O ₃ Si	1089	51.8	Thorium(IV) oxide	O ₂ Th	3350	90
Sodium nitrate	NNaO ₃	306.5	15.5	Thulium	Tm	1545	16.84
Sodium nitrite	NNaO ₂	284	14.9	Thulium(III) chloride	Cl ₃ Tm	845	34.9
Sodium oxide	Na ₂ O	1134	47.7	Thulium(III) fluoride	F ₃ Tm	1158	28.9
Sodium peroxide	Na ₂ O ₂	675	24.5	Tin (white)	Sn	231.93	7.148
Sodium sulfate	Na ₂ O ₄ S	884	23.85	Tin(II) bromide	Br ₂ Sn	232	18.0
Sodium sulfide	Na ₂ S	1172	19	Tin(IV) bromide	Br ₄ Sn	29.1	12.2
Sodium sulfite	Na ₂ O ₃ S	911	25.9	Tin(II) chloride	Cl ₂ Sn	247.0	14.52
Strontium	Sr	777	7.43	Tin(IV) chloride	Cl ₄ Sn	-34.07	9.20
Strontium bromide	Br ₂ Sr	657	10.5	Tin(II) fluoride	F ₂ Sn	215	10.5
Strontium carbonate	CO ₃ Sr	1494	40	Tin(IV) fluoride	F ₄ Sn	442	27.6
Strontium chloride	Cl ₂ Sr	874	16.22	Tin(II) iodide	I ₂ Sn	320	18.0
Strontium fluoride	F ₂ Sr	1477	29.7	Tin(IV) iodide	I ₄ Sn	402	0.16
Strontium hydride	H ₂ Sr	1050	23	Tin(II) oxide	OSn	977	27.7
Strontium hydroxide	H ₂ O ₂ Sr	535	23	Tin(IV) oxide	O ₂ Sn	1630	23.4
Strontium iodide	I ₂ Sr	538	19.7	Tin(II) sulfide	SSn	881	31.6
Strontium nitrate	N ₂ O ₆ Sr	570	44.6	Tin(II) telluride	SnTe	806	45.2
Strontium oxide	OSr	2531	81	Titanium	Ti	1668	14.15
Strontium sulfate	O ₄ SSr	1606	36	Titanium boride	B ₂ Ti	2920	100.4
Strontium sulfide	SSr	2226	63	Titanium(IV) bromide	Br ₄ Ti	38.3	12.9
Sulfur (monoclinic)	S	115.21	1.721	Titanium(II) chloride	Cl ₂ Ti	1035	34.3
Sulfur hexafluoride	F ₆ S	-49.596	5.02	Titanium(IV) chloride	Cl ₄ Ti	-24.12	9.97
Sulfuric acid	H ₂ O ₄ S	10.31	10.71	Titanium(IV) fluoride	F ₄ Ti	377	41
Sulfur trioxide (γ-form)	O ₃ S	16.8	8.60	Titanium(IV) iodide	I ₄ Ti	155	19.8
Tantalum	Ta	3017	36.57	Titanium nitride	NTi	2947	66.9
Tantalum boride (TaB ₂)	B ₂ Ta	3100	83.68	Titanium(III) oxide	O ₃ Ti ₂	1842	104.6
Tantalum(V) bromide	Br ₅ Ta	240	37.7	Titanium(IV) oxide (rutile)	O ₂ Ti	1912	68
Tantalum(V) chloride	Cl ₅ Ta	216.6	35.1	Titanium(II) sulfide	STi	1927	32
Tantalum(V) fluoride	F ₅ Ta	96.9	12	Tungsten	W	3422	52.31
Tantalum(V) iodide	I ₅ Ta	496	7.74	Tungsten boride (WB)	BW	2800	80
Tantalum nitride (TaN)	NTa	3090	6.7	Tungsten boride (W ₂ B)	BW ₂	2740	117
Tantalum nitride (Ta ₂ N)	NTa ₂	2727	92.0	Tungsten boride (W ₂ B ₃)	B ₃ W ₂	2370	240

Name	Molecular formula	$t_m/^\circ\text{C}$	$\Delta_{\text{fus}}H/\text{kJ mol}^{-1}$	Name	Molecular formula	$t_m/^\circ\text{C}$	$\Delta_{\text{fus}}H/\text{kJ mol}^{-1}$
Tungsten(V) bromide	Br ₃ W	286	17.2	Zirconium(II) iodide	I ₂ Zr	827	28
Tungsten(V) chloride	Cl ₅ W	253	20.6	Zirconium(III) iodide	I ₃ Zr	727	33
Tungsten(VI) chloride	Cl ₆ W	282	6.69	Zirconium(IV) iodide	I ₄ Zr	500	32
Tungsten(VI) fluoride	F ₆ W	1.9	4.10	Zirconium nitride	NZr	2952	67.4
Tungsten(VI) oxide	O ₃ W	1473	73	Zirconium(IV) oxide	O ₂ Zr	2710	90
Tungsten(VI) oxytetrachloride	Cl ₄ OW	210	18.8	Zirconium(IV) sulfide	S ₂ Zr	1550	45
Tungsten(VI) oxytetrafluoride	F ₄ OW	105	6				
Uranium	U	1135	9.14				
Uranium(III) bromide	Br ₃ U	727	43.9	<i>Organic compounds</i>			
Uranium(IV) bromide	Br ₄ U	519	55.2	Acenaphthene	C ₁₂ H ₁₀	93.4	21.49
Uranium(IV) chloride	Cl ₄ U	590	44.8	Acenaphthylene	C ₁₂ H ₈	91.8	6.9
Uranium(III) fluoride	F ₃ U	1495	36.8	Acetaldehyde	C ₂ H ₄ O	-123.37	2.31
Uranium(IV) fluoride	F ₄ U	1036	47	Acetamide	C ₂ H ₅ NO	80.16	15.59
Uranium(V) fluoride	F ₅ U	348	35	Acetaminophen	C ₈ H ₉ NO ₂	169.3	30.5
Uranium(VI) fluoride	F ₆ U	64.06	19.2	Acetanilide	C ₈ H ₉ NO	114.3	21.3
Uranium(IV) iodide	I ₄ U	506	42.1	Acetic acid	C ₂ H ₄ O ₂	16.64	11.73
Uranium(IV) oxide	O ₃ U	2847	74.2	Acetic anhydride	C ₄ H ₆ O ₃	-74.1	10.5
Uranyl chloride	Cl ₂ O ₂ U	577	44.06	Acetone	C ₃ H ₆ O	-94.7	5.77
Vanadium	V	1910	21.5	Acetonitrile	C ₂ H ₃ N	-43.82	8.16
Vanadium(II) chloride	Cl ₂ V	1350	35.0	Acrylic acid	C ₃ H ₄ O ₂	12.5	9.51
Vanadium(IV) chloride	Cl ₄ V	-28	2.30	Acrylonitrile	C ₃ H ₃ N	-83.48	6.23
Vanadium(II) fluoride	F ₂ V	1490	44	Allene	C ₃ H ₄	-136.6	4.40
Vanadium(III) fluoride	F ₃ V	1395	57	Allobarbital	C ₁₀ H ₁₂ N ₂ O ₃	172	32.3
Vanadium(V) fluoride	F ₅ V	19.5	49.96	2-Aminobenzoic acid	C ₇ H ₇ NO ₂	146	20.5
Vanadium(II) oxide	OV	1790	50	4-Aminobenzoic acid	C ₇ H ₇ NO ₂	188.2	22.5
Vanadium(III) oxide	O ₃ V ₂	1957	140	3-Amino-1-propanol	C ₃ H ₉ NO	12.4	19.7
Vanadium(IV) oxide	O ₂ V	1545	56.0	Aminopyrine	C ₁₃ H ₁₇ N ₃ O	107.5	27.6
Vanadium(V) oxide	O ₅ V ₂	681	64	Ampyrone	C ₁₁ H ₁₃ N ₃ O	109	24.9
Water	H ₂ O	0.00	6.01	Aniline	C ₆ H ₅ N	-6.02	10.54
Xenon	Xe	-111.745 t	2.27	Anisole	C ₇ H ₈ O	-37.13	12.9
Xenon difluoride	F ₂ Xe	129.03	16.8	Anthracene	C ₁₄ H ₁₀	215.76	29.4
Xenon tetrafluoride	F ₄ Xe	117.1	16.3	Antipyrine	C ₁₁ H ₁₂ N ₂ O	112	27.3
Xenon hexafluoride	F ₆ Xe	49.48	5.74	<i>trans</i> -Azobenzene	C ₁₂ H ₁₀ N ₂	67.88	22.52
Ytterbium	Yb	824	7.66	<i>trans</i> -Azoxybenzene	C ₁₂ H ₁₀ N ₂ O	34.6	17.9
Ytterbium(III) chloride	Cl ₃ Yb	854	35.4	Barbital	C ₈ H ₁₂ N ₂ O ₃	190	24.7
Yttrium	Y	1522	11.39	Benzaldehyde	C ₇ H ₆ O	-57.1	9.32
Yttrium chloride	Cl ₃ Y	721	31.5	Benzamide	C ₇ H ₇ NO	127.3	19.5
Yttrium fluoride	F ₃ Y	1155	27.9	Benz[a]anthracene	C ₁₈ H ₁₂	160.5	21.4
Yttrium oxide	O ₃ Y ₂	2439	81	Benzene	C ₆ H ₆	5.49	9.87
Zinc	Zn	419.53	7.068	Benzeneacetic acid	C ₈ H ₈ O ₂	76.5	16.3
Zinc bromide	Br ₂ Zn	402	15.7	1,2-Benzenediamine	C ₆ H ₈ N ₂	102.1	23.1
Zinc chloride	Cl ₂ Zn	325	10.30	1,3-Benzenediamine	C ₆ H ₈ N ₂	66.0	15.57
Zinc fluoride	F ₂ Zn	872	40	1,4-Benzenediamine	C ₆ H ₈ N ₂	141.1	23.8
Zinc iodide	I ₂ Zn	450	17	Benzenethiol	C ₆ H ₆ S	-14.93	11.48
Zinc oxide	OZn	1974	70	<i>p</i> -Benzidine	C ₁₂ H ₁₂ N ₂	127	19.1
Zinc phosphide (ZnP ₂)	P ₂ Zn	980	92.9	Benzil	C ₁₄ H ₁₀ O ₂	94.87	23.5
Zinc selenite	O ₃ SeZn	621	46.4	Benzocaine	C ₉ H ₁₁ NO ₂	89.7	22.3
Zinc sulfide (wurtzite)	SZn	1827	30	Benzoic acid	C ₇ H ₆ O ₂	122.35	18.02
Zinc telluride	TeZn	1295	63	Benzonitrile	C ₇ H ₅ N	-13.99	9.1
Zirconium	Zr	1854.7	21.00	Benzo[c]phenanthrene	C ₁₈ H ₁₂	68	16.3
Zirconium boride	B ₂ Zr	3050	104.6	Benzophenone	C ₁₃ H ₁₀ O	47.9	18.19
Zirconium(II) bromide	Br ₂ Zr	827	28	Benzo[a]pyrene	C ₂₀ H ₁₂	181.1	17.3
Zirconium(III) bromide	Br ₃ Zr	727	33	Benzo[e]pyrene	C ₂₀ H ₁₂	181.4	16.6
Zirconium(IV) bromide	Br ₄ Zr	450		<i>p</i> -Benzoquinone	C ₆ H ₄ O ₂	115	18.5
Zirconium(II) chloride	Cl ₂ Zr	722	27.0	Benzoyl chloride	C ₇ H ₅ ClO	-0.4	19.2
Zirconium(III) chloride	Cl ₃ Zr	627	30	Benzyl alcohol	C ₇ H ₈ O	-15.4	8.97
Zirconium(IV) chloride	Cl ₄ Zr	437	29	2,2'-Binaphthalene	C ₂₀ H ₁₄	187.9	38.9
Zirconium(II) fluoride	F ₂ Zr	902	37.7	Biphenyl	C ₁₂ H ₁₀	68.93	18.57
Zirconium(III) fluoride	F ₃ Zr	927	50	Bromobenzene	C ₆ H ₅ Br	-30.72	10.70
Zirconium(IV) fluoride	F ₄ Zr	910	61	1-Bromobutane	C ₄ H ₉ Br	-112.6	9.23
				2-Bromobutane	C ₄ H ₉ Br	-112.65	6.89

Name	Molecular formula	$t_m/^\circ\text{C}$	$\Delta_{\text{fus}}H/\text{kJ mol}^{-1}$	Name	Molecular formula	$t_m/^\circ\text{C}$	$\Delta_{\text{fus}}H/\text{kJ mol}^{-1}$
Bromoethane	$\text{C}_2\text{H}_5\text{Br}$	-118.6	7.47	2-Chlorophenol	$\text{C}_6\text{H}_5\text{ClO}$	9.4	13.0
Bromoethene	$\text{C}_2\text{H}_3\text{Br}$	-139.54	5.12	3-Chlorophenol	$\text{C}_6\text{H}_4\text{ClO}$	32.6	14.9
1-Bromoheptane	$\text{C}_7\text{H}_{15}\text{Br}$	-56.1	21.8	4-Chlorophenol	$\text{C}_6\text{H}_4\text{ClO}$	42.8	14.1
1-Bromohexane	$\text{C}_6\text{H}_{13}\text{Br}$	-83.7	18.1	1-Chloropropane	$\text{C}_3\text{H}_7\text{Cl}$	-122.9	5.54
Bromomethane	CH_3Br	-93.68	5.98	2-Chloropropane	$\text{C}_3\text{H}_7\text{Cl}$	-117.18	7.39
1-Bromonaphthalene	$\text{C}_{10}\text{H}_7\text{Br}$	6.1	15.2	2-Chlorotoluene	$\text{C}_7\text{H}_7\text{Cl}$	-35.8	9.6
2-Bromonaphthalene	$\text{C}_{10}\text{H}_7\text{Br}$	55.9	14.4	Chlorotrifluoroethene	C_2ClF_3	-158.2	5.55
1-Bromooctane	$\text{C}_8\text{H}_{17}\text{Br}$	-55.0	24.7	Chrysene	$\text{C}_{18}\text{H}_{12}$	255.5	26.2
1-Bromopentane	$\text{C}_5\text{H}_{11}\text{Br}$	-88.0	14.37	Coronene	$\text{C}_{24}\text{H}_{12}$	437.4	19.2
1-Bromopropane	$\text{C}_3\text{H}_7\text{Br}$	-110.3	6.44	<i>o</i> -Cresol	$\text{C}_7\text{H}_8\text{O}$	31.03	15.82
2-Bromopropane	$\text{C}_3\text{H}_7\text{Br}$	-89.0	6.53	<i>m</i> -Cresol	$\text{C}_7\text{H}_8\text{O}$	12.24	10.71
Bromotrichloromethane	CBrCl_3	-5.65	2.53	<i>p</i> -Cresol	$\text{C}_7\text{H}_8\text{O}$	34.77	12.71
1,2-Butadiene	C_4H_6	-136.2	6.96	Cyanamide	CH_2N_2	45.56	7.27
1,3-Butadiene	C_4H_6	-108.91	7.98	Cyanogen	C_2N_2	-27.83	8.11
Butanal	$\text{C}_4\text{H}_8\text{O}$	-96.86	10.77	Cyclobutane	C_4H_8	-90.7	1.09
Butane	C_4H_{10}	-138.3	4.66	Cycloheptane	C_7H_{14}	-8.46	1.88
1,4-Butanediol	$\text{C}_4\text{H}_{10}\text{O}_2$	20.4	18.70	Cycloheptanol	$\text{C}_7\text{H}_{14}\text{O}$	7.2	1.60
1-Butanethiol	$\text{C}_4\text{H}_{10}\text{S}$	-115.7	10.46	Cyclohexane	C_6H_{12}	6.59	2.68
Butanoic acid	$\text{C}_4\text{H}_8\text{O}_2$	-5.1	11.59	Cyclohexanol	$\text{C}_6\text{H}_{12}\text{O}$	25.93	1.78
1-Butanol	$\text{C}_4\text{H}_{10}\text{O}$	-88.6	9.37	Cyclohexanone	$\text{C}_6\text{H}_{10}\text{O}$	-27.9	1.328
2-Butanol	$\text{C}_4\text{H}_{10}\text{O}$	-88.5	5.97	Cyclohexene	C_6H_{10}	-103.5	3.29
2-Butanone	$\text{C}_4\text{H}_8\text{O}$	-86.64	8.39	Cyclohexylamine	$\text{C}_6\text{H}_{13}\text{N}$	-17.8	17.5
1-Butene	C_4H_8	-185.34	3.96	Cyclohexylbenzene	$\text{C}_{12}\text{H}_{16}$	7.07	15.6
<i>cis</i> -2-Butene	C_4H_8	-138.88	7.31	Cyclooctane	C_8H_{16}	14.59	2.41
<i>trans</i> -2-Butene	C_4H_8	-105.52	9.76	Cyclopentane	C_5H_{10}	-93.4	0.61
<i>cis</i> -2-Butenoic acid	$\text{C}_4\text{H}_6\text{O}_2$	15	12.6	Cyclopentanol	$\text{C}_5\text{H}_{10}\text{O}$	-17.5	1.535
<i>trans</i> -2-Butenoic acid	$\text{C}_4\text{H}_6\text{O}_2$	71.5	13.0	Cyclopentene	C_5H_8	-135.0	3.36
<i>tert</i> -Butylamine	$\text{C}_4\text{H}_{11}\text{N}$	-66.94	0.882	Cyclopentylamine	$\text{C}_5\text{H}_{11}\text{N}$	-82.7	8.31
Butylbenzene	$\text{C}_{10}\text{H}_{14}$	-87.85	11.22	Cyclopropane	C_3H_6	-127.58	5.44
Butylcyclohexane	$\text{C}_{10}\text{H}_{20}$	-74.73	14.16	Cyclopropylamine	$\text{C}_3\text{H}_7\text{N}$	-35.39	13.18
Butyl methyl ether	$\text{C}_5\text{H}_{12}\text{O}$	-115.7	10.85	<i>cis</i> -Decahydronaphthalene	$\text{C}_{10}\text{H}_{18}$	-42.9	9.49
1-Butyne	C_4H_6	-125.7	6.03	<i>trans</i> -Decahydronaphthalene	$\text{C}_{10}\text{H}_{18}$	-30.4	14.41
2-Butyne	C_4H_6	-32.2	9.23	Decanal	$\text{C}_{10}\text{H}_{20}\text{O}$	-4.0	34.5
γ -Butyrolactone	$\text{C}_4\text{H}_6\text{O}_2$	-43.61	9.57	Decane	$\text{C}_{10}\text{H}_{22}$	-29.6	28.72
Caffeine	$\text{C}_8\text{H}_{10}\text{N}_4\text{O}_2$	236.3	22.0	Decanoic acid	$\text{C}_{10}\text{H}_{20}\text{O}_2$	31.4	27.8
Carbazole	$\text{C}_{12}\text{H}_9\text{N}$	246.3	24.1	1-Decanol	$\text{C}_{10}\text{H}_{22}\text{O}$	6.9	43
Carbon dioxide	CO_2	-56.558	9.02	1-Decene	$\text{C}_{10}\text{H}_{20}$	-66.3	13.81
Carbon diselenide	CSe_2	-43.7	6.36	1,2-Dibromoethane	$\text{C}_2\text{H}_4\text{Br}_2$	9.84	10.89
Carbon disulfide	CS_2	-112.1	4.39	1,2-Dibromopropane	$\text{C}_3\text{H}_5\text{Br}_2$	-55.49	8.94
Carbon monoxide	CO	-205.02	0.833	1,3-Dibromopropane	$\text{C}_3\text{H}_5\text{Br}_2$	-34.5	14.6
Carbon oxysulfide	COS	-138.8	4.73	1,2-Dibromotetrafluoroethane	$\text{C}_2\text{Br}_2\text{F}_4$	-110.32	7.04
Carbonyl chloride	CCl_2O	-127.78	5.74	<i>o</i> -Dichlorobenzene	$\text{C}_6\text{H}_4\text{Cl}_2$	-17.0	12.4
Chloroacetic acid	$\text{C}_2\text{H}_3\text{ClO}_2$	63	12.28	<i>m</i> -Dichlorobenzene	$\text{C}_6\text{H}_4\text{Cl}_2$	-24.8	12.6
2-Chloroaniline	$\text{C}_6\text{H}_6\text{ClN}$	-1.9	11.9	<i>p</i> -Dichlorobenzene	$\text{C}_6\text{H}_4\text{Cl}_2$	53.09	18.19
3-Chloroaniline	$\text{C}_6\text{H}_6\text{ClN}$	-10.28	10.15	1,1-Dichloroethane	$\text{C}_2\text{H}_4\text{Cl}_2$	-96.9	7.87
4-Chloroaniline	$\text{C}_6\text{H}_6\text{ClN}$	70.5	20.0	1,2-Dichloroethane	$\text{C}_2\text{H}_4\text{Cl}_2$	-35.7	8.84
Chlorobenzene	$\text{C}_6\text{H}_5\text{Cl}$	-45.31	9.6	1,1-Dichloroethene	$\text{C}_2\text{H}_2\text{Cl}_2$	-122.56	6.51
2-Chlorobenzoic acid	$\text{C}_7\text{H}_5\text{ClO}_2$	140.2	25.6	<i>cis</i> -1,2-Dichloroethene	$\text{C}_2\text{H}_2\text{Cl}_2$	-80.0	7.2
Chlorocyclohexane	$\text{C}_6\text{H}_{11}\text{Cl}$	-43.81	2.043	Dichloromethane	CH_2Cl_2	-97.2	4.60
Chlorodifluoromethane	CHClF_2	-157.42	4.12	1,2-Dichloropropane	$\text{C}_3\text{H}_5\text{Cl}_2$	-100.53	6.40
Chloroethane	$\text{C}_2\text{H}_5\text{Cl}$	-138.4	4.45	2,2-Dichloropropane	$\text{C}_3\text{H}_5\text{Cl}_2$	-33.9	2.30
Chloroethene	$\text{C}_2\text{H}_3\text{Cl}$	-153.84	4.92	1,2-Dichloro-1,1,2,2-tetrafluoroethane	$\text{C}_2\text{Cl}_2\text{F}_4$	-92.53	1.51
Chloromethane	CH_3Cl	-97.7	6.43	Diethyl ether	$\text{C}_4\text{H}_{10}\text{O}$	-116.2	7.19
2-Chloro-2-methylpropane	$\text{C}_4\text{H}_9\text{Cl}$	-25.60	2.07	3,3-Diethylpentane	C_9H_{20}	-33.1	10.09
1-Chloronaphthalene	$\text{C}_{10}\text{H}_7\text{Cl}$	-2.5	12.9	Diethyl sulfide	$\text{C}_4\text{H}_{10}\text{S}$	-103.91	10.90
2-Chloronaphthalene	$\text{C}_{10}\text{H}_7\text{Cl}$	58.0	14.0	<i>o</i> -Difluorobenzene	$\text{C}_6\text{H}_4\text{F}_2$	-47.1	11.05
1-Chloro-2-nitrobenzene	$\text{C}_6\text{H}_4\text{ClNO}_2$	32.1	17.9	<i>m</i> -Difluorobenzene	$\text{C}_6\text{H}_4\text{F}_2$	-69.12	8.58
1-Chloro-3-nitrobenzene	$\text{C}_6\text{H}_4\text{ClNO}_2$	44.4	19.4	Diisopropyl ether	$\text{C}_6\text{H}_{14}\text{O}$	-85.4	12.04
1-Chloro-4-nitrobenzene	$\text{C}_6\text{H}_4\text{ClNO}_2$	82	14.1	1,2-Dimethoxyethane	$\text{C}_4\text{H}_{10}\text{O}_2$	-69.20	12.6
Chloropentafluoroethane	C_2ClF_5	-99.4	1.86	Dimethoxymethane	$\text{C}_3\text{H}_8\text{O}_2$	-105.1	8.33

Name	Molecular formula	$t_m/^\circ\text{C}$	$\Delta_{\text{fus}}H/\text{kJ mol}^{-1}$	Name	Molecular formula	$t_m/^\circ\text{C}$	$\Delta_{\text{fus}}H/\text{kJ mol}^{-1}$
Dimethylamine	$\text{C}_2\text{H}_7\text{N}$	-92.18	5.94	Formamide	CH_3NO	2.49	8.44
2,2-Dimethylbutane	C_6H_{14}	-98.8	0.58	Formic acid	CH_2O_2	8.3	12.68
2,3-Dimethylbutane	C_6H_{14}	-128.10	0.79	Furan	$\text{C}_4\text{H}_4\text{O}$	-85.61	3.80
2,3-Dimethyl-2-butene	C_6H_{12}	-74.19	6.45	Furfural	$\text{C}_5\text{H}_4\text{O}_2$	-38.1	14.37
1,1-Dimethylcyclohexane	C_8H_{16}	-33.3	2.07	Furfuryl alcohol	$\text{C}_5\text{H}_6\text{O}_2$	-14.6	13.13
<i>cis</i> -1,2-Dimethylcyclohexane	C_8H_{16}	-49.8	1.64	Glycerol	$\text{C}_3\text{H}_8\text{O}_3$	18.1	18.3
<i>trans</i> -1,2-Dimethylcyclohexane	C_8H_{16}	-88.15	10.49	Heneicosane	$\text{C}_{21}\text{H}_{44}$	40.01	45.21
<i>cis</i> -1,3-Dimethylcyclohexane	C_8H_{16}	-75.53	10.82	Heptacosane	$\text{C}_{27}\text{H}_{56}$	59.23	61.9
<i>trans</i> -1,3-Dimethylcyclohexane	C_8H_{16}	-90.07	9.87	Heptadecane	$\text{C}_{17}\text{H}_{36}$	22.0	40.16
<i>cis</i> -1,4-Dimethylcyclohexane	C_8H_{16}	-87.39	9.31	Heptanal	$\text{C}_7\text{H}_{14}\text{O}$	-43.4	23.2
<i>trans</i> -1,4-Dimethylcyclohexane	C_8H_{16}	-36.93	12.33	Heptane	C_7H_{16}	-90.55	14.03
Dimethyl disulfide	$\text{C}_2\text{H}_6\text{S}_2$	-84.67	9.19	Heptanoic acid	$\text{C}_7\text{H}_{14}\text{O}_2$	-7.17	15.13
Dimethyl ether	$\text{C}_2\text{H}_6\text{O}$	-141.5	4.94	1-Heptanol	$\text{C}_7\text{H}_{16}\text{O}$	-33.2	18.17
<i>N,N</i> -Dimethylformamide	$\text{C}_3\text{H}_7\text{NO}$	-60.48	7.90	1-Heptene	C_7H_{14}	-118.9	12.41
1,1-Dimethylhydrazine	$\text{C}_2\text{H}_8\text{N}_2$	-57.20	10.07	Hexachlorobenzene	C_6Cl_6	228.83	25.2
1,2-Dimethylhydrazine	$\text{C}_2\text{H}_8\text{N}_2$	-8.9	13.64	Hexachloroethane	C_2Cl_6	186.8t	9.75
Dimethyl oxalate	$\text{C}_4\text{H}_6\text{O}_4$	54.8	21.1	Hexacontane	$\text{C}_{60}\text{H}_{122}$	99.3	193.2
2,2-Dimethylpentane	C_7H_{16}	-123.7	5.82	Hexacosane	$\text{C}_{26}\text{H}_{54}$	56.1	60.0
2,4-Dimethylpentane	C_7H_{16}	-119.2	6.85	Hexadecane	$\text{C}_{16}\text{H}_{34}$	18.12	53.36
3,3-Dimethylpentane	C_7H_{16}	-134.4	6.85	Hexadecanoic acid	$\text{C}_{16}\text{H}_{32}\text{O}_2$	62.5	53.7
Dimethyl sulfide	$\text{C}_2\text{H}_6\text{S}$	-98.24	7.99	1-Hexadecanol	$\text{C}_{16}\text{H}_{34}\text{O}$	49.2	33.6
Dimethyl sulfone	$\text{C}_2\text{H}_6\text{O}_2\text{S}$	108.9	18.30	Hexafluorobenzene	C_6F_6	5.03	11.59
Dimethyl sulfoxide	$\text{C}_2\text{H}_6\text{OS}$	17.89	14.37	Hexafluoroethane	C_2F_6	-100.05	2.69
<i>N,N</i> -Dimethylurea	$\text{C}_3\text{H}_8\text{N}_2\text{O}$	182.1	23.0	Hexamethylbenzene	$\text{C}_{12}\text{H}_{18}$	165.5	20.6
<i>N,N'</i> -Dimethylurea	$\text{C}_3\text{H}_8\text{N}_2\text{O}$	106.6	13.0	Hexanal	$\text{C}_6\text{H}_{12}\text{O}$	-56	13.3
Dimethyl zinc	$\text{C}_2\text{H}_6\text{Zn}$	-43.0	6.83	Hexane	C_6H_{14}	-95.35	13.08
1,4-Dioxane	$\text{C}_4\text{H}_8\text{O}_2$	11.85	12.84	1,6-Hexanedioic acid	$\text{C}_6\text{H}_{10}\text{O}_4$	152.5	36.3
1,3-Dioxolane	$\text{C}_3\text{H}_6\text{O}_2$	-97.22	6.57	1,6-Hexanediol	$\text{C}_6\text{H}_{14}\text{O}_2$	41.5	22.2
Diphenylamine	$\text{C}_{12}\text{H}_{11}\text{N}$	53.2	18.5	1-Hexanol	$\text{C}_6\text{H}_{14}\text{O}$	-47.4	15.38
Diphenyl ether	$\text{C}_{12}\text{H}_{10}\text{O}$	26.864	17.22	2-Hexanone	$\text{C}_6\text{H}_{12}\text{O}$	-55.5	14.9
Diphenylmethane	$\text{C}_{13}\text{H}_{12}$	25.4	18.6	3-Hexanone	$\text{C}_6\text{H}_{12}\text{O}$	-55.4	13.49
Dipropyl ether	$\text{C}_6\text{H}_{14}\text{O}$	-114.8	10.8	Hexatetracontane	$\text{C}_{46}\text{H}_{94}$	87.6	176.0
Divinyl ether	$\text{C}_4\text{H}_6\text{O}$	-100.6	7.9	Hexatriacontane	$\text{C}_{36}\text{H}_{74}$	75.8	87.7
Docosane	$\text{C}_{22}\text{H}_{46}$	43.6	48.8	1-Hexene	C_6H_{12}	-139.76	9.35
Dodecane	$\text{C}_{12}\text{H}_{26}$	-9.57	36.8	<i>cis</i> -2-Hexene	C_6H_{12}	-141.11	8.88
Dodecanoic acid	$\text{C}_{12}\text{H}_{24}\text{O}_2$	43.8	36.3	Hydrogen cyanide	CHN	-13.29	8.41
1-Dodecanol	$\text{C}_{12}\text{H}_{26}\text{O}$	23.9	40.2	<i>p</i> -Hydroquinone	$\text{C}_6\text{H}_6\text{O}_2$	172.4	26.8
1-Dodecene	$\text{C}_{12}\text{H}_{24}$	-35.2	19.9	2-Hydroxybenzoic acid	$\text{C}_7\text{H}_6\text{O}_3$	159.0	14.2
Dotriacontane	$\text{C}_{32}\text{H}_{66}$	69.4	75.8	Imidazole	$\text{C}_3\text{H}_4\text{N}_2$	89.5	12.82
Eicosane	$\text{C}_{20}\text{H}_{42}$	36.6	69.9	Indan	C_9H_{10}	-51.38	8.60
1-Eicosanol	$\text{C}_{20}\text{H}_{42}\text{O}$	65.4	42	Indene	C_9H_8	-1.5	10.20
Estradiol benzoate	$\text{C}_{25}\text{H}_{28}\text{O}_3$	193	41.8	Indomethacin	$\text{C}_{19}\text{H}_{16}\text{ClNO}_4$	160	36.9
Ethane	C_2H_6	-182.79	2.72*	Iodobenzene	$\text{C}_6\text{H}_5\text{I}$	-31.3	9.75
1,2-Ethanediamine	$\text{C}_2\text{H}_8\text{N}_2$	11.14	22.58	Isobutane	C_4H_{10}	-159.4	4.54
1,2-Ethandiol	$\text{C}_2\text{H}_6\text{O}_2$	-12.69	9.96	Isobutene	C_4H_8	-140.7	5.92
Ethanethiol	$\text{C}_2\text{H}_6\text{S}$	-147.88	4.98	Isopentane	C_5H_{12}	-159.77	5.15
Ethanol	$\text{C}_2\text{H}_6\text{O}$	-114.14	4.931	Isopropylamine	$\text{C}_3\text{H}_7\text{N}$	-95.13	7.33
Ethinylestradiol	$\text{C}_{20}\text{H}_{24}\text{O}_2$	183.5	27.9	Isopropylbenzene	C_9H_{12}	-96.02	7.33
Ethyl acetate	$\text{C}_4\text{H}_8\text{O}_2$	-83.8	10.48	1-Isopropyl-4-methylbenzene	$\text{C}_{10}\text{H}_{14}$	-67.94	9.66
Ethylbenzene	C_8H_{10}	-94.96	9.18	Isoquinoline	$\text{C}_9\text{H}_7\text{N}$	26.47	13.54
Ethylcyclohexane	C_8H_{16}	-111.3	8.33	Khellin	$\text{C}_{14}\text{H}_{12}\text{O}_5$	154	32.3
Ethylene	C_2H_4	-169.15	3.35	Maleic anhydride	$\text{C}_4\text{H}_2\text{O}_3$	52.56	13.60
Ethyl methyl sulfide	$\text{C}_3\text{H}_8\text{S}$	-105.93	9.76	Methane	CH_4	-182.47	0.94
3-Ethylpentane	C_7H_{16}	-118.55	9.55	Methanethiol	CH_3S	-123	5.91
2-Ethyltoluene	C_9H_{12}	-79.83	9.96	Methanol	CH_3O	-97.53	3.215
3-Ethyltoluene	C_9H_{12}	-95.6	7.6	Methyl acetate	$\text{C}_3\text{H}_6\text{O}_2$	-98.25	7.49
4-Ethyltoluene	C_9H_{12}	-62.35	12.7	Methylamine	CH_3N	-93.5	6.13
Fluoranthene	$\text{C}_{16}\text{H}_{10}$	110.19	18.69	2-Methylaniline	$\text{C}_7\text{H}_9\text{N}$	-14.41	11.66
9 <i>H</i> -Fluorene	$\text{C}_{13}\text{H}_{10}$	114.77	19.58	3-Methylaniline	$\text{C}_7\text{H}_9\text{N}$	-31.3	7.9
Fluorobenzene	$\text{C}_6\text{H}_5\text{F}$	-42.18	11.31	4-Methylaniline	$\text{C}_7\text{H}_9\text{N}$	43.6	18.9

Name	Molecular formula	$t_m/^\circ\text{C}$	$\Delta_{\text{fus}}H/\text{kJ mol}^{-1}$	Name	Molecular formula	$t_m/^\circ\text{C}$	$\Delta_{\text{fus}}H/\text{kJ mol}^{-1}$
Methyl benzoate	$\text{C}_8\text{H}_8\text{O}_2$	-12.4	9.74	1-Octene	C_8H_{16}	-101.7	15.31
2-Methyl-1,3-butadiene	C_5H_8	-145.9	4.93	2-Oxepanone	$\text{C}_6\text{H}_{10}\text{O}_2$	-1.0	13.83
2-Methyl-2-butanol	$\text{C}_5\text{H}_{12}\text{O}$	-9.1	4.46	Oxetane	$\text{C}_3\text{H}_6\text{O}$	-97	6.5
3-Methyl-2-butanone	$\text{C}_5\text{H}_{10}\text{O}$	-93.1	9.34	Oxirane	$\text{C}_2\text{H}_4\text{O}$	-112.5	5.17
2-Methyl-1-butene	C_5H_{10}	-137.53	7.91	4-Oxopentanoic acid	$\text{C}_5\text{H}_8\text{O}_3$	33	9.22
3-Methyl-1-butene	C_5H_{10}	-168.43	5.36	Paraldehyde	$\text{C}_6\text{H}_{12}\text{O}_3$	12.6	13.5
2-Methyl-2-butene	C_5H_{10}	-133.72	7.60	Pentachloroethane	C_2HCl_5	-28.78	11.3
Methyl <i>tert</i> -butyl ether	$\text{C}_5\text{H}_{12}\text{O}$	-108.6	7.60	Pentacontane	$\text{C}_{50}\text{H}_{102}$	92.1	162.4
Methylcyclohexane	C_7H_{14}	-126.6	6.75	Pentacosane	$\text{C}_{25}\text{H}_{52}$	53.93	56.9
Methylcyclopentane	C_6H_{12}	-142.42	6.93	Pentadecane	$\text{C}_{15}\text{H}_{32}$	9.95	34.6
Methylcyclopropane	C_4H_8	-177.6	2.8	<i>cis</i> -1,3-Pentadiene	C_5H_8	-140.8	5.64
2-Methylfuran	$\text{C}_5\text{H}_8\text{O}$	-91.3	8.55	<i>trans</i> -1,3-Pentadiene	C_5H_8	-87.4	7.14
2-Methylheptane	C_8H_{18}	-109.02	11.92	1,4-Pentadiene	C_5H_8	-148.2	6.12
3-Methylheptane	C_8H_{18}	-120.48	11.69	Pentaerythritol	$\text{C}_5\text{H}_{12}\text{O}_4$	258	4.8
4-Methylheptane	C_8H_{18}	-121.0	10.8	Pentafluorobenzene	C_6HF_5	-47.4	10.87
2-Methylhexane	C_7H_{16}	-118.2	9.19	Pentafluorophenol	$\text{C}_6\text{HF}_5\text{O}$	37.5	16.41
Methylhydrazine	CH_6N_2	-52.36	10.42	2,3,4,5,6-Pentafluorotoluene	$\text{C}_7\text{H}_3\text{F}_5$	-29.78	13.1
Methyl methacrylate	$\text{C}_5\text{H}_8\text{O}_2$	-47.55	14.4	Pentane	C_5H_{12}	-129.67	8.40
1-Methylnaphthalene	$\text{C}_{11}\text{H}_{10}$	-30.43	6.95	Pentanedioic acid	$\text{C}_5\text{H}_8\text{O}_4$	97.8	20.3
2-Methylnaphthalene	$\text{C}_{11}\text{H}_{10}$	34.6	12.13	Pentanenitrile	$\text{C}_5\text{H}_9\text{N}$	-96.2	9
Methyl nitrate	CH_3NO_3	-83.0	8.24	1-Pentanethiol	$\text{C}_5\text{H}_{12}\text{S}$	-75.65	17.53
Methyloxirane	$\text{C}_3\text{H}_6\text{O}$	-111.9	6.53	Pentanoic acid	$\text{C}_5\text{H}_{10}\text{O}_2$	-33.6	14.16
2-Methylpentane	C_6H_{14}	-153.6	6.27	1-Pentanol	$\text{C}_5\text{H}_{12}\text{O}$	-77.6	10.50
3-Methylpentane	C_6H_{14}	-162.90	5.30	2-Pentanone	$\text{C}_5\text{H}_{10}\text{O}$	-76.8	10.63
2-Methyl-1-propanol	$\text{C}_4\text{H}_{10}\text{O}$	-101.9	6.32	3-Pentanone	$\text{C}_5\text{H}_{10}\text{O}$	-39	11.59
2-Methyl-2-propanol	$\text{C}_4\text{H}_{10}\text{O}$	25.69	6.70	Pentatriacontane	$\text{C}_{35}\text{H}_{72}$	74.6	86.3
2-Methylpyridine	$\text{C}_6\text{H}_7\text{N}$	-66.68	9.72	1-Pentene	C_5H_{10}	-165.12	5.94
3-Methylpyridine	$\text{C}_6\text{H}_7\text{N}$	-18.14	14.18	<i>cis</i> -2-Pentene	C_5H_{10}	-151.36	7.11
4-Methylpyridine	$\text{C}_6\text{H}_7\text{N}$	3.67	12.58	<i>trans</i> -2-Pentene	C_5H_{10}	-140.21	8.35
<i>N</i> -Methylurea	$\text{C}_2\text{H}_6\text{N}_2\text{O}$	104.9	14.0	Perfluoroacetone	$\text{C}_3\text{F}_6\text{O}$	-125.45	8.38
Morpholine	$\text{C}_4\text{H}_9\text{NO}$	-4.8	14.5	Perfluorobutane	C_4F_{10}	-129.1	7.66
Naphthalene	C_{10}H_8	80.26	19.01	Perfluorocyclobutane	C_4F_8	-40.19	2.77
1-Naphthol	$\text{C}_{10}\text{H}_8\text{O}$	95.0	23.1	Perfluoroheptane	C_7F_{16}	-51.2	6.95
2-Naphthol	$\text{C}_{10}\text{H}_8\text{O}$	121.5	18.1	Perfluorohexane	C_6F_{14}	-88.2	6.84
Neopentane	C_5H_{12}	-16.4	3.10	Perfluoropropane	C_3F_8	-147.70	0.477
Niacinamide	$\text{C}_6\text{H}_6\text{N}_2\text{O}$	130	23.2	Perfluorotoluene	C_7F_8	-65.49	11.54
2-Nitroaniline	$\text{C}_6\text{H}_6\text{N}_2\text{O}_2$	71.0	16.1	Perylene	$\text{C}_{20}\text{H}_{12}$	277.76	31.9
3-Nitroaniline	$\text{C}_6\text{H}_6\text{N}_2\text{O}_2$	113.4	23.6	Phenacetin	$\text{C}_{10}\text{H}_{13}\text{NO}_2$	134	33.0
4-Nitroaniline	$\text{C}_6\text{H}_6\text{N}_2\text{O}_2$	147.5	21.2	Phenanthrene	$\text{C}_{14}\text{H}_{10}$	99.24	16.46
Nitrobenzene	$\text{C}_6\text{H}_5\text{NO}_2$	5.7	12.12	Phenobarbital	$\text{C}_{12}\text{H}_{12}\text{N}_2\text{O}_3$	174.0	27.8
Nitroethane	$\text{C}_2\text{H}_5\text{NO}_2$	-89.5	9.85	Phenol	$\text{C}_6\text{H}_6\text{O}$	40.89	11.51
Nitromethane	CH_3NO_2	-28.38	9.70	α -Phenylbenzeneacetic acid	$\text{C}_{14}\text{H}_{12}\text{O}_2$	147.29	31.3
2-Nitrophenol	$\text{C}_6\text{H}_5\text{NO}_3$	44.8	17.7	Phenylbutazone	$\text{C}_{19}\text{H}_{20}\text{N}_2\text{O}_2$	105	27.7
3-Nitrophenol	$\text{C}_6\text{H}_5\text{NO}_3$	96.8	20.6	Phenylhydrazine	$\text{C}_6\text{H}_8\text{N}_2$	20.6	14.05
4-Nitrophenol	$\text{C}_6\text{H}_5\text{NO}_3$	113.6	18.8	Piperidine	$\text{C}_5\text{H}_{11}\text{N}$	-11.02	14.85
Nitrosobenzene	$\text{C}_6\text{H}_5\text{NO}$	67	31.0	Potassium acetate	$\text{C}_2\text{H}_3\text{KO}_2$	309	7.65
4-Nitrotoluene	$\text{C}_7\text{H}_7\text{NO}_2$	51.63	16.81	Propane	C_3H_8	-187.63	3.50
Nonacosane	$\text{C}_{29}\text{H}_{60}$	63.7	66.9	1,3-Propanediol	$\text{C}_3\text{H}_8\text{O}_2$	-27.7	7.1
Nonadecane	$\text{C}_{19}\text{H}_{40}$	32.0	45.8	Propanenitrile	$\text{C}_3\text{H}_7\text{N}$	-92.78	5.03
Nonanal	$\text{C}_9\text{H}_{18}\text{O}$	-19.3	30.5	1-Propanethiol	$\text{C}_3\text{H}_7\text{S}$	-113.13	5.48
Nonane	C_9H_{20}	-53.46	15.47	2-Propanethiol	$\text{C}_3\text{H}_7\text{S}$	-130.5	5.74
Nonanoic acid	$\text{C}_9\text{H}_{18}\text{O}_2$	12.4	19.82	Propanoic acid	$\text{C}_3\text{H}_6\text{O}_2$	-20.5	10.66
5-Nonanone	$\text{C}_9\text{H}_{18}\text{O}$	-3.8	24.93	1-Propanol	$\text{C}_3\text{H}_8\text{O}$	-124.39	5.37
Octacosane	$\text{C}_{28}\text{H}_{58}$	61.1	65.1	2-Propanol	$\text{C}_3\text{H}_8\text{O}$	-87.9	5.41
Octadecane	$\text{C}_{18}\text{H}_{38}$	28.2	61.7	Propene	C_3H_6	-185.24	3.003
1-Octadecanol	$\text{C}_{18}\text{H}_{38}\text{O}$	57.9	45	Propylamine	$\text{C}_3\text{H}_9\text{N}$	-84.75	10.97
Octane	C_8H_{18}	-56.82	20.73	Propylbenzene	C_9H_{12}	-99.6	9.27
Octanoic acid	$\text{C}_8\text{H}_{16}\text{O}_2$	16.5	21.35	Propylcyclohexane	C_9H_{18}	-94.9	10.37
1-Octanol	$\text{C}_8\text{H}_{18}\text{O}$	-14.8	23.7	Pyrazine	$\text{C}_4\text{H}_4\text{N}_2$	51.0	12.9
Octatriacontane	$\text{C}_{38}\text{H}_{78}$	78.6	133.2	1 <i>H</i> -Pyrazole	$\text{C}_4\text{H}_4\text{N}_2$	70.7	14.0

Name	Molecular formula	$t_m/^\circ\text{C}$	$\Delta_{\text{fus}}H/\text{kJ mol}^{-1}$	Name	Molecular formula	$t_m/^\circ\text{C}$	$\Delta_{\text{fus}}H/\text{kJ mol}^{-1}$
Pyrene	$\text{C}_{16}\text{H}_{10}$	150.62	17.36	Thiazole	$\text{C}_3\text{H}_3\text{NS}$	-33.62	9.57
Pyridine	$\text{C}_5\text{H}_5\text{N}$	-41.70	8.28	Thietane	$\text{C}_3\text{H}_6\text{S}$	-73.24	8.25
Pyrocatechol	$\text{C}_6\text{H}_6\text{O}_2$	104.6	22.8	Thiophene	$\text{C}_4\text{H}_4\text{S}$	-38.21	5.07
Pyrrole	$\text{C}_4\text{H}_5\text{N}$	-23.39	7.91	Thiourea	$\text{CH}_4\text{N}_2\text{S}$	178	14.0
Pyrrolidine	$\text{C}_4\text{H}_9\text{N}$	-57.79	8.58	Thymol	$\text{C}_{10}\text{H}_{14}\text{O}$	49.5	21.3
Quinoline	$\text{C}_8\text{H}_7\text{N}$	-14.78	10.66	Toluene	C_7H_8	-94.95	6.64
Resorcinol	$\text{C}_6\text{H}_6\text{O}_2$	109.4	20.4	<i>o</i> -Toluic acid	$\text{C}_8\text{H}_8\text{O}_2$	103.5	19.5
Sebacic acid	$\text{C}_{10}\text{H}_{18}\text{O}_4$	130.9	40.8	<i>m</i> -Toluic acid	$\text{C}_8\text{H}_8\text{O}_2$	109.9	15.7
Sodium acetate	$\text{C}_2\text{H}_3\text{NaO}_2$	328.2	17.9	<i>p</i> -Toluic acid	$\text{C}_8\text{H}_8\text{O}_2$	179.6	22.7
Sodium hydrogen carbonate	CHNaO_3	527	25	Triacontane	$\text{C}_{30}\text{H}_{62}$	65.1	68.3
Spiro[2.2]pentane	C_5H_8	-107.0	6.43	1,3,5-Triazine	$\text{C}_3\text{H}_3\text{N}_3$	80.3	14.56
Stearic acid	$\text{C}_{18}\text{H}_{36}\text{O}_2$	69.3	61.2	Tribromomethane	CHBr_3	8.69	11.05
<i>trans</i> -Stilbene	$\text{C}_{14}\text{H}_{12}$	124.2	27.7	Trichloroacetic acid	$\text{C}_2\text{HCl}_3\text{O}_2$	59.2	5.90
Styrene	C_8H_8	-30.65	10.9	1,2,3-Trichlorobenzene	$\text{C}_6\text{H}_3\text{Cl}_3$	51.3	17.9
Succinic acid	$\text{C}_4\text{H}_6\text{O}_4$	187.9	32.4	1,2,4-Trichlorobenzene	$\text{C}_6\text{H}_3\text{Cl}_3$	16.92	16.4
Succinic anhydride	$\text{C}_4\text{H}_4\text{O}_3$	119	20.4	1,3,5-Trichlorobenzene	$\text{C}_6\text{H}_3\text{Cl}_3$	62.8	18.1
Succinonitrile	$\text{C}_4\text{H}_4\text{N}_2$	58.06	3.70	1,1,1-Trichloroethane	$\text{C}_2\text{H}_2\text{Cl}_3$	-30.01	2.35
Sulfacetamide	$\text{C}_8\text{H}_{10}\text{N}_2\text{O}_3\text{S}$	183	22.4	1,1,2-Trichloroethane	$\text{C}_2\text{H}_2\text{Cl}_3$	-36.3	11.46
Sulfadiazine	$\text{C}_{10}\text{H}_{10}\text{N}_4\text{O}_2\text{S}$	258	42.6	Trichloroethene	C_2HCl_3	-84.7	8.45
Sulfamerazine	$\text{C}_{11}\text{H}_{12}\text{N}_4\text{O}_2\text{S}$	236	38.7	Trichlorofluoromethane	CCl_3F	-110.44	6.89
Sulfamethoxazole	$\text{C}_{10}\text{H}_{11}\text{N}_3\text{O}_3\text{S}$	170	32.2	Trichloromethane	CHCl_3	-63.41	9.5
Sulfamethoxypyridazine	$\text{C}_{11}\text{H}_{12}\text{N}_4\text{O}_3\text{S}$	182.5	31.3	1,1,2-Trichloro-1,2,2-trifluoroethane	$\text{C}_2\text{Cl}_3\text{F}_3$	-36.22	2.47
Sulfapyridine	$\text{C}_{11}\text{H}_{11}\text{N}_3\text{O}_2\text{S}$	192	34.4	Tricosane	$\text{C}_{23}\text{H}_{48}$	47.76	50.86
Sulfathiazole	$\text{C}_9\text{H}_9\text{N}_3\text{O}_2\text{S}_2$	202	26.4	Tridecane	$\text{C}_{13}\text{H}_{28}$	-5.4	28.50
Sulfisoxazole	$\text{C}_{11}\text{H}_{13}\text{N}_3\text{O}_3\text{S}$	196	30.2	1-Tridecanol	$\text{C}_{13}\text{H}_{28}\text{O}$	31.7	41.4
<i>o</i> -Terphenyl	$\text{C}_{18}\text{H}_{14}$	56.20	17.19	1,1,1-Trifluoroethane	$\text{C}_2\text{H}_2\text{F}_3$	-111.3	6.19
<i>p</i> -Terphenyl	$\text{C}_{18}\text{H}_{14}$	213.9	35.3	Trifluoromethane	CHF_3	-155.2	4.06
Tetrabromomethane	CBr_4	92.3	3.76	Triiodomethane	CHI_3	121.2	16.44
1,1,2,2-Tetrachloro-1,2-difluoroethane	$\text{C}_2\text{Cl}_4\text{F}_2$	24.8	3.67	Trimethoprim	$\text{C}_{14}\text{H}_{18}\text{N}_4\text{O}_3$	199	49.4
1,1,2,2-Tetrachloroethane	$\text{C}_2\text{H}_2\text{Cl}_4$	-42.4	9.17	Trimethylamine	$\text{C}_3\text{H}_9\text{N}$	-117.1	7
Tetrachloroethene	C_2Cl_4	-22.3	10.88	1,2,3-Trimethylbenzene	C_9H_{12}	-25.4	8.18
Tetrachloromethane	CCl_4	-22.62	2.56	1,2,4-Trimethylbenzene	C_9H_{12}	-43.77	13.19
Tetracontane	$\text{C}_{40}\text{H}_{82}$	81.5	135.5	1,3,5-Trimethylbenzene	C_9H_{12}	-44.72	9.51
Tetracosane	$\text{C}_{24}\text{H}_{50}$	50.4	54.4	2,2,3-Trimethylbutane	C_7H_{16}	-24.6	2.26
Tetradecane	$\text{C}_{14}\text{H}_{30}$	5.82	45.07	2,2,4-Trimethylpentane	C_8H_{18}	-107.3	9.20
Tetradecanoic acid	$\text{C}_{14}\text{H}_{28}\text{O}_2$	54.2	45.1	1,3,5-Trinitrobenzene	$\text{C}_6\text{H}_3\text{N}_3\text{O}_6$	122.9	15.4
1-Tetradecanol	$\text{C}_{14}\text{H}_{30}\text{O}$	38.2	25.1*	Trinitroglycerol	$\text{C}_3\text{H}_5\text{N}_3\text{O}_9$	13.5	21.87
1,2,3,5-Tetrafluorobenzene	$\text{C}_6\text{H}_2\text{F}_4$	-46.25	6.36	2,4,6-Trinitrotoluene	$\text{C}_7\text{H}_5\text{N}_3\text{O}_6$	80.5	22.9
1,2,4,5-Tetrafluorobenzene	$\text{C}_6\text{H}_2\text{F}_4$	3.88	15.05	1,3,5-Trioxane	$\text{C}_3\text{H}_6\text{O}_3$	60.29	15.11
Tetrafluoroethene	C_2F_4	-131.15	7.72	Triphenylamine	$\text{C}_{18}\text{H}_{15}\text{N}$	126.5	24.9
Tetrafluoromethane	CF_4	-183.60	0.704	Triphenylene	$\text{C}_{18}\text{H}_{12}$	197.8	24.74
Tetrahydrofuran	$\text{C}_4\text{H}_8\text{O}$	-108.44	8.54	Tritriacontane	$\text{C}_{33}\text{H}_{68}$	71.2	79.5
Tetrahydropyran	$\text{C}_5\text{H}_{10}\text{O}$	-49.1	1.8	Undecane	$\text{C}_{11}\text{H}_{24}$	-25.5	22.2
Tetrahydrothiophene	$\text{C}_4\text{H}_8\text{S}$	-96.2	7.35	Urea	$\text{CH}_4\text{N}_2\text{O}$	133.3	13.9
1,2,4,5-Tetramethylbenzene	$\text{C}_{10}\text{H}_{14}$	79.3	21	<i>o</i> -Xylene	C_8H_{10}	-25.2	13.6
Tetramethyl lead	$\text{C}_4\text{H}_{12}\text{Pb}$	-30.2	10.80	<i>m</i> -Xylene	C_8H_{10}	-47.8	11.6
2,2,3,3-Tetramethylpentane	C_9H_{20}	-9.75	2.33	<i>p</i> -Xylene	C_8H_{10}	13.25	17.12
2,2,4,4-Tetramethylpentane	C_9H_{20}	-66.54	9.74	2,3-Xylenol	$\text{C}_8\text{H}_{10}\text{O}$	72.5	21.0
Tetramethylsilane	$\text{C}_4\text{H}_{12}\text{Si}$	-99.06	6.87	2,5-Xylenol	$\text{C}_8\text{H}_{10}\text{O}$	74.8	23.4
Tetramethylstannane	$\text{C}_4\text{H}_{12}\text{Sn}$	-55.1	9.30	2,6-Xylenol	$\text{C}_8\text{H}_{10}\text{O}$	45.8	18.9
Tetratetracontane	$\text{C}_{44}\text{H}_{90}$	85.6	149.6	3,4-Xylenol	$\text{C}_8\text{H}_{10}\text{O}$	65.1	18.1
Tetratriacontane	$\text{C}_{34}\text{H}_{70}$	72.5	79.4	3,5-Xylenol	$\text{C}_8\text{H}_{10}\text{O}$	63.4	17.4
1 <i>H</i> -Tetrazole	CH_2N_4	157.3	18.2				

PRESSURE AND TEMPERATURE DEPENDENCE OF LIQUID DENSITY

This table gives data on the variation of the density of some common liquids with pressure and temperature. The pressure dependence is described to first order by the isothermal compressibility coefficient κ defined as

$$\kappa = -(1/V) (\partial V/\partial P)_T$$

where V is the volume, and the temperature dependence by the cubic expansion coefficient α ,

$$\alpha = (1/V) (\partial V/\partial T)_P$$

Substances are listed by molecular formula in the Hill order. More precise data on the variation of density with temperature over a wide temperature range can be found in Reference 1.

References

1. Lide, D. R., and Kehiaian, H. V., *CRC Handbook of Thermophysical and Thermochemical Data*, CRC Press, Boca Raton, FL, 1994.
2. Le Neindre, B., *Effets des Hautes et Très Hautes Pressions*, in *Techniques de l'Ingénieur*, Paris, 1991.
3. *Landolt-Börnstein, Numerical Data and Functional Relationships in Science and Technology, New Series, IV/4, High-Pressure Properties of Matter*, Springer-Verlag, Heidelberg, 1980.
4. Riddick, J.A., Bunger, W.B., and Sakano, T.K., *Organic Solvents, Fourth Edition*, John Wiley & Sons, New York, 1986.
5. Isaacs, N. S., *Liquid Phase High Pressure Chemistry*, John Wiley, New York, 1981.

Molecular formula	Name	Isothermal compressibility		Cubic thermal expansion	
		$t/^{\circ}\text{C}$	$\kappa \times 10^4/\text{MPa}^{-1}$	$t/^{\circ}\text{C}$	$\alpha \times 10^3/^{\circ}\text{C}^{-1}$
Cl_3P	Phosphorus trichloride	20	9.45	20	1.9
H_2O	Water	20	4.591	20	0.206
		25	4.524	25	0.256
		30	4.475	30	0.302
Hg	Mercury	20	0.401	20	0.1811
CCl_4	Tetrachloromethane	20	10.50	20	1.14
		40	12.20	40	1.21
		70	15.6	70	1.33
CHBr_3	Tribromomethane	50	8.76	25	0.91
CHCl_3	Trichloromethane	20	9.96	20	1.21
		50	12.9	50	1.33
CH_2Br_2	Dibromomethane	27	6.85		
CH_2Cl_2	Dichloromethane	25	10.3	25	1.39
CH_3I	Iodomethane	27	10.3	25	1.26
CH_4O	Methanol	20	12.14	20	1.49
		40	13.83	40	1.59
CS_2	Carbon disulfide	20	9.38	20	1.12
		40	10.6	35	1.16
C_2Cl_4	Tetrachloroethylene	25	7.56	25	1.02
C_2HCl_3	Trichloroethylene	25	8.57	25	1.17
$\text{C}_2\text{H}_2\text{Cl}_2$	<i>trans</i> -1,2-Dichloroethylene	25	11.2	25	1.36
$\text{C}_2\text{H}_4\text{Cl}_2$	1,1-Dichloroethane	20	7.97	25	0.93
$\text{C}_2\text{H}_4\text{Cl}_2$	1,2-Dichloroethane	30	8.46	20	1.14
$\text{C}_2\text{H}_4\text{O}_2$	Acetic acid	20	9.08	20	1.08
		80	13.7	80	1.38
$\text{C}_2\text{H}_5\text{Br}$	Bromoethane	20	11.53	20	1.31
$\text{C}_2\text{H}_5\text{I}$	Iodoethane	20	9.82	25	1.17
$\text{C}_2\text{H}_6\text{O}$	Ethanol	20	11.19	20	1.40
		70	15.93	70	1.67
$\text{C}_2\text{H}_6\text{O}_2$	Ethylene glycol	20	3.64	20	0.626
$\text{C}_3\text{H}_6\text{O}$	Acetone	20	12.62	20	1.46
		40	15.6	40	1.57
$\text{C}_3\text{H}_7\text{Br}$	1-Bromopropane	0	10.22	25	1.2
$\text{C}_3\text{H}_7\text{Cl}$	1-Chloropropane	0	12.09	20	1.4
$\text{C}_3\text{H}_7\text{I}$	1-Iodopropane	0	10.22	25	1.09
$\text{C}_3\text{H}_8\text{O}$	1-Propanol	0	8.43	0	1.22
$\text{C}_3\text{H}_8\text{O}$	2-Propanol	40	13.32	40	1.55
$\text{C}_3\text{H}_8\text{O}_2$	1,2-Propanediol	0	4.45	20	0.695
$\text{C}_3\text{H}_8\text{O}_2$	1,3-Propanediol	0	4.09	20	0.61
$\text{C}_3\text{H}_8\text{O}_3$	Glycerol	0	2.54	20	0.520
$\text{C}_4\text{H}_8\text{O}_2$	Ethyl acetate	20	11.32	20	1.35
		60	16.2	60	1.54

Molecular formula	Name	Isothermal compressibility		Cubic thermal expansion	
		$t/^{\circ}\text{C}$	$\kappa \times 10^4/\text{MPa}^{-1}$	$t/^{\circ}\text{C}$	$\alpha \times 10^3/^{\circ}\text{C}^{-1}$
$\text{C}_4\text{H}_9\text{Br}$	1-Bromobutane	25	10.26	20	1.13
$\text{C}_4\text{H}_9\text{I}$	1-Iodobutane	0	7.73	25	1.02
$\text{C}_4\text{H}_{10}\text{O}$	1-Butanol	0	8.10	0	1.12
$\text{C}_4\text{H}_{10}\text{O}$	Diethyl ether	20	18.65	20	1.65
		30	20.85	30	1.72
$\text{C}_4\text{H}_{10}\text{O}_3$	Diethylene glycol	0	3.34	20	0.635
C_5H_{10}	Cyclopentane	20	13.31	20	1.35
$\text{C}_5\text{H}_{11}\text{Br}$	1-Bromopentane	0	8.42	25	1.04
$\text{C}_5\text{H}_{11}\text{I}$	1-Iodopentane	0	7.56		
C_5H_{12}	Pentane	25	21.80	25	1.64
$\text{C}_5\text{H}_{12}\text{O}$	1-Pentanol	0	7.71	0	1.02
$\text{C}_6\text{H}_5\text{Br}$	Bromobenzene	20	6.46	20	0.86
$\text{C}_6\text{H}_5\text{Cl}$	Chlorobenzene	20	7.45	20	0.94
$\text{C}_6\text{H}_5\text{NO}_2$	Nitrobenzene	20	4.93	25	0.833
C_6H_6	Benzene	25	9.66	25	1.14
		45	11.28	45	1.21
$\text{C}_6\text{H}_6\text{O}$	Phenol	60	6.05	60	0.82
$\text{C}_6\text{H}_7\text{N}$	Aniline	20	4.53	20	0.81
		80	6.32	80	0.91
C_6H_{12}	Cyclohexane	20	11.30	20	1.15
		60	15.2	60	1.29
C_6H_{14}	Hexane	25	16.69	25	1.41
		45	20.27	45	1.52
C_6H_{14}	2-Methylpentane	0	13.97	25	1.43
C_6H_{14}	3-Methylpentane	0	14.57	25	1.40
C_6H_{14}	2,3-Dimethylbutane	20	17.97	25	1.39
$\text{C}_6\text{H}_{14}\text{O}$	1-Hexanol	25	8.24	25	1.03
$\text{C}_6\text{H}_{15}\text{NO}_3$	Triethanolamine	0	3.61	55	0.53
C_7H_8	Toluene	20	8.96	20	1.05
		50	11.0	50	1.13
$\text{C}_7\text{H}_8\text{O}$	Anisole	20	6.60	20	0.951
C_7H_{14}	Cycloheptane	20	9.22		
C_7H_{16}	Heptane	25	14.38	25	1.26
C_8H_{10}	<i>o</i> -Xylene	25	8.10	25	0.96
C_8H_{10}	<i>m</i> -Xylene	20	8.46	20	0.99
C_8H_{10}	<i>p</i> -Xylene	25	8.59	25	1.00
C_8H_{16}	Cyclooctane	20	8.03		
C_8H_{18}	Octane	25	12.82	25	1.16
		45	15.06	45	1.23
$\text{C}_8\text{H}_{18}\text{O}$	1-Octanol	25	7.64	25	0.827
C_9H_{12}	Mesitylene	25	8.14	25	0.94
$\text{C}_9\text{H}_{14}\text{O}_6$	Triacetin	0	4.49	25	0.94
C_9H_{20}	Nonane	25	11.75	25	1.08
$\text{C}_{10}\text{H}_{22}$	Decane	25	10.94	25	1.02
$\text{C}_{11}\text{H}_{24}$	Undecane	25	10.31	25	0.97
$\text{C}_{12}\text{H}_{26}$	Dodecane	25	9.88	25	0.93
$\text{C}_{13}\text{H}_{28}$	Tridecane	25	9.48	25	0.90
$\text{C}_{14}\text{H}_{30}$	Tetradecane	25	9.10	25	0.87
$\text{C}_{15}\text{H}_{32}$	Pentadecane	25	8.82		
$\text{C}_{16}\text{H}_{22}\text{O}_4$	Butyl phthalate	0	5.0	25	0.86
$\text{C}_{16}\text{H}_{34}$	Hexadecane	25	8.57		
		45	9.78		
$\text{C}_{19}\text{H}_{36}\text{O}_2$	Methyl oleate	0	6.18	60	0.85

PROPERTIES OF CRYOGENIC FLUIDS

This table gives physical and thermodynamic properties of eight cryogenic fluids. The properties are:

M	Molar mass in grams per mole
T_t	Triple point temperature in kelvins
P_t	Triple point pressure in kilopascals
ρ_t (l)	Liquid density at the triple point in grams per milliliter
$\Delta_{\text{fus}}H @ T_t$	Enthalpy of fusion at the triple point in joules per gram
T_b	Normal boiling point in kelvins at a pressure of 101325 pascals (760 mmHg)
$\Delta_{\text{vap}}H @ T_b$	Enthalpy of vaporization at the normal boiling point in joules per gram
ρ (l) @ T_b	Liquid density at the normal boiling point in grams per milliliter
ρ (g) @ T_b	Vapor density at the normal boiling point in grams per liter
C_p (l) @ T_b	Liquid heat capacity at constant pressure at the normal boiling point in joules per gram kelvin
C_p (g) @ T_b	Vapor heat capacity at constant pressure at the normal boiling point in joules per gram kelvin
T_c	Critical temperature in kelvins
P_c	Critical pressure in megapascals
ρ_c	Critical density in grams per milliliter

In the case of air, the value given for the triple point temperature is the incipient solidification temperature, and the normal boiling point value is the incipient boiling (bubble) point. See Reference 3 for more details.

References

1. Younglove, B. A., *J. Phys. Chem. Ref. Data*, 11, Suppl. 1, 1982.
2. Daubert, T. E., Danner, R. P., Sibul, H. M., and Stebbins, C. C., *Physical and Thermodynamic Properties of Pure Compounds: Data Compilation*, extant 1994 (core with 4 supplements), Taylor & Francis, Bristol, PA (also available as database).
3. Sytchev, V. V., et al., *Thermodynamic Properties of Air*, Hemisphere Publishing, New York, 1987.
4. Jacobsen, R. T., Stewart, R. B., and Jahangiri, M., *J. Phys. Chem. Ref. Data*, 15, 735, 1986. [Nitrogen]
5. Stewart, R. B., Jacobsen, R. T., and Wagner, W., *J. Phys. Chem. Ref. Data*, 20, 917, 1991. [Oxygen]
6. McCarty, R. D., *J. Phys. Chem. Ref. Data*, 2, 923, 1973. [Helium] Also, Donnelly, R. J., private communication.
7. Stewart, R. B. and Jacobsen, R. T., *J. Phys. Chem. Ref. Data*, 18, 639, 1989. [Argon]
8. Setzmann, U. and Wagner, W., *J. Phys. Chem. Ref. Data*, 20, 1061, 1991. [Methane]
9. Vargaftik, N. B., *Thermophysical Properties of Liquids and Gases*, 2nd ed., John Wiley, New York, 1975.

Property	Units	Air	N ₂	O ₂	H ₂	He	Ne	Ar	Kr	Xe	CH ₄
M	g/mol	28.96	28.014	31.999	2.0159	4.0026	20.180	39.948	83.800	131.290	16.043
T_t	K	59.75	63.15	54.3584	13.8		24.5561	83.8058	115.8	161.4	90.694
P_t	kPa		12.463	0.14633	7.042		50	68.95	72.92	81.59	11.696
ρ_t (l)	g/mL	0.959	0.870	1.306	0.0770		1.251	1.417	2.449	2.978	0.4515
$\Delta_{\text{fus}}H @ T_t$	J/g		25.3	13.7	59.5		16.8	28.0	16.3	13.8	58.41
T_b	K	78.67	77.35	90.188	20.28	4.2221	27.07	87.293	119.92	165.10	111.668
$\Delta_{\text{vap}}H @ T_b$	J/g	198.7	198.8	213.1	445	20.7	84.8	161.0	108.4	96.1	510.83
ρ (l) @ T_b	g/mL	0.8754	0.807	1.141	0.0708	0.124901	1.204	1.396	2.418	2.953	0.4224
ρ (g) @ T_b	g/L	3.199	4.622	4.467	1.3390	16.89	9.51	5.79	8.94		1.816
C_p (l) @ T_b	J/g K	1.865	2.042	1.699	9.668	4.545	1.877	1.078	0.533	0.340	3.481
C_p (g) @ T_b	J/g K		1.341	0.980	12.24	9.78		0.570	0.248	0.158	2.218
T_c	K	132.5	126.20	154.581	32.98	5.1953	44.40	150.663	209.40	289.73	190.56
P_c	MPa	3.766	3.390	5.043	1.293	0.227460	2.760	4.860	5.500	5.840	4.592
ρ_c	g/mL	0.316	0.313	0.436	0.031	0.06964	0.484	0.531	0.919	1.110	0.1627

PROPERTIES OF REFRIGERANTS

This table gives physical properties of compounds that have been used as working fluids in traditional refrigeration systems or are under consideration as replacements in newer systems. Some are also used as solvents and blowing agents. Many of the compounds listed are believed to be less harmful to the environment than the traditional halocarbons refrigerants.

Compounds are listed by their ASHRAE standard refrigerant designations (Reference 1), which appear in the first column. These codes are often prefixed by symbols such as CFC- (for chlorofluorocarbon), HCFC- (for hydrochlorofluorocarbon), or simply R- (for refrigerant). The molecular formula and CAS Registry Number are also given. The properties tabulated are:

t_m normal melting point in °C
 t_b normal boiling point in °C (at 101.325 kPa or 760 mmHg)

t_c critical temperature in °C

TLV Threshold Limit Value, which is the maximum safe concentration in air in the workplace, expressed as the time-weighted average (TWA) in parts per million by volume over an 8-hr workday and 40-hr workweek. A value followed by C is an absolute ceiling limit.

References

1. *ASHRAE Standard 34-1997*, Number Designation and Safety Classification of Refrigerants.
2. *ASHRAE Fundamentals Handbook 2001*, Chapter 19. Refrigerants, American Society of Heating, Refrigerating, and Air-Conditioning Engineers, Atlanta, GA, 2001.
3. Platzer, B., Polt, A., and Mauer, G., *Thermophysical Properties of Refrigerants*, Springer, Berlin, 1990.
4. Sako, T., Sato, M., Nakazawa, N., Oowa, M., Yasumoto, M., Ito, H., and Yamashita, S., *J. Chem. Eng. Data*, 41, 802, 1996.
5. Schmidt, J. W., Carrillo-Nava, E., and Moldover, M. R., *Fluid Phase Equilibria*, 122, 187, 1996.
6. Salvi-Narkhede, M., Wang, B.-H., Adcock, J. L., and Van Hook, W. A., *J. Chem. Thermodynamics*, 24, 1065, 1992.
7. Fialho, P. S., and Nieto de Castro, C. A., *Int. J. Thermophys.*, 21, 385, 2000.
8. Daubert, T. E., Danner, R. P., Sibul, H. M., and Stebbins, C. C., *Physical and Thermodynamic Properties of Pure Compounds: Data Compilation*, extant 2002 (core with supplements), Taylor & Francis, Bristol, PA.

Further references and additional data on the critical properties may be found in the table "Critical Constants" in this section.

Code	Name	Molecular formula	CAS Reg. No.	t_m /°C	t_b /°C	t_c /°C	TLV
10	Tetrachloromethane	CCl ₄	56-23-5	-22.62	76.8	283.4	5
11	Trichlorofluoromethane	CCl ₃ F	75-69-4	-110.44	23.7	197.9	1000C
12	Dichlorodifluoromethane	CCl ₂ F ₂	75-71-8	-158	-29.8	111.80	1000
12B1	Bromochlorodifluoromethane	CBrClF ₂	353-59-3	-159.5	-3.7	153.73	
12B2	Dibromodifluoromethane	CBr ₂ F ₂	75-61-6	-110.1	22.76	198.1	100
13	Chlorotrifluoromethane	CClF ₃	75-72-9	-181	-81.4	29	
13B1	Bromotrifluoromethane	CBrF ₃	75-63-8	-172	-57.8	67.0	1000
14	Tetrafluoromethane	CF ₄	75-73-0	-183.60	-128.0	-45.5	
20	Trichloromethane	CHCl ₃	67-66-3	-63.41	61.17	263.2	10
21	Dichlorofluoromethane	CHCl ₂ F	75-43-4	-135	8.9	178.43	10
22	Chlorodifluoromethane	CHClF ₂	75-45-6	-157.42	-40.7	96.3	1000
22B1	Bromodifluoromethane	CHBrF ₂	1511-62-2	-145	-14.6	138.83	
23	Trifluoromethane	CHF ₃	75-46-7	-155.2	-82.1	25.83	
30	Dichloromethane	CH ₂ Cl ₂	75-09-2	-97.2	40	237	50
31	Chlorofluoromethane	CH ₂ ClF	593-70-4	-135.1	-9.1	154	
32	Difluoromethane	CH ₂ F ₂	75-10-5	-136.8	-51.6	78.41	
40	Chloromethane	CH ₃ Cl	74-87-3	-97.7	-24.09	143.10	50
41	Fluoromethane	CH ₃ F	593-53-3	-141.8	-78.4	44.6	
50	Methane	CH ₄	74-82-8	-182.47	-161.48	-82.59	1000
110	Hexachloroethane	C ₂ Cl ₆	67-72-1	186.8	184.7 sp	422	1
111	Pentachlorofluoroethane	C ₂ Cl ₅ F	354-56-3	101.3	138		
112	1,1,2,2-Tetrachloro-1,2-difluoroethane	C ₂ Cl ₄ F ₂	76-12-0	24.8	92.8	278	500
112a	1,1,1,2-Tetrachloro-2,2-difluoroethane	C ₂ Cl ₄ F ₂	76-11-9	41.0	92.8		500
113	1,1,2-Trichloro-1,2,2-trifluoroethane	C ₂ Cl ₃ F ₃	76-13-1	-36.22	47.7	214.1	1000
113a	1,1,1-Trichloro-2,2,2-trifluoroethane	C ₂ Cl ₃ F ₃	354-58-5	14.37	45.5	209.7	
114	1,2-Dichloro-1,1,2,2-tetrafluoroethane	C ₂ Cl ₂ F ₄	76-14-2	-92.53	3.5	145.63	1000
114a	1,1-Dichloro-1,2,2,2-tetrafluoroethane	C ₂ Cl ₂ F ₄	374-07-2	-56.6	3.4	145.4	
114B2	1,2-Dibromotetrafluoroethane	C ₂ Br ₂ F ₄	124-73-2	-110.32	47.35	214.6	
115	Chloropentafluoroethane	C ₂ ClF ₅	76-15-3	-99.4	-39.1	80.0	1000
116	Hexafluoroethane	C ₂ F ₆	76-16-4	-100.05	-78.1	20	
120	Pentachloroethane	C ₂ HCl ₅	76-01-7	-28.78	162.0		
121	1,1,2,2-Tetrachloro-1-fluoroethane	C ₂ HCl ₄ F	354-14-3	-82.6	116.7		
121a	1,1,1,2-Tetrachloro-2-fluoroethane	C ₂ HCl ₄ F	354-11-0	-95.3	117.1		
122	1,2,2-Trichloro-1,1-difluoroethane	C ₂ HCl ₃ F ₂	354-21-2	-140	71.9		

Code	Name	Molecular formula	CAS Reg. No.	$t_m/^\circ\text{C}$	$t_b/^\circ\text{C}$	$t_c/^\circ\text{C}$	TLV
122a	1,2,2-Trichloro-1,2-difluoroethane	$\text{C}_2\text{HCl}_3\text{F}_2$	354-15-4	-174	72.5		
122b	1,1,1-Trichloro-2,2-difluoroethane	$\text{C}_2\text{HCl}_3\text{F}_2$	354-12-1		73		
123	2,2-Dichloro-1,1,1-trifluoroethane	$\text{C}_2\text{HCl}_2\text{F}_3$	306-83-2	-107	27.82	183.68	
123a	1,2-Dichloro-1,1,2-trifluoroethane	$\text{C}_2\text{HCl}_2\text{F}_3$	354-23-4	-78	29.5	188.4	
124	1-Chloro-1,2,2,2-tetrafluoroethane	C_2HClF_4	2837-89-0		-12	122.50	
124a	1-Chloro-1,1,2,2-tetrafluoroethane	C_2HClF_4	354-25-6	-117	-11.7	126.7	
125	Pentafluoroethane	C_2HF_5	354-33-6	-103	-48.1	66.02	
E125	Trifluoromethyl difluoromethyl ether	$\text{C}_2\text{HF}_5\text{O}$	3822-68-2	-157	-38	80.8	
130	1,1,2,2-Tetrachloroethane	$\text{C}_2\text{H}_2\text{Cl}_4$	79-34-5	-42.4	145.2	388.00	1
131	1,1,2-Trichloro-2-fluoroethane	$\text{C}_2\text{H}_2\text{Cl}_3\text{F}$	359-28-4		102.4		
132	1,2-Dichloro-1,2-difluoroethane	$\text{C}_2\text{H}_2\text{Cl}_2\text{F}_2$	431-06-1	-101.2	59.6		
132b	1,2-Dichloro-1,1-difluoroethane	$\text{C}_2\text{H}_2\text{Cl}_2\text{F}_2$	1649-08-7	-101.2	46.2		
133	1-Chloro-1,2,2-trifluoroethane	$\text{C}_2\text{H}_2\text{ClF}_3$	431-07-2		17.3		
133a	2-Chloro-1,1,1-trifluoroethane	$\text{C}_2\text{H}_2\text{ClF}_3$	75-88-7	-105.5	6.1	151.86	
133b	1-Chloro-1,1,2-trifluoroethane	$\text{C}_2\text{H}_2\text{ClF}_3$	421-04-5		12		
134	1,1,2,2-Tetrafluoroethane	$\text{C}_2\text{H}_2\text{F}_4$	359-35-3	-89	-19.9	118.59	
134a	1,1,1,2-Tetrafluoroethane	$\text{C}_2\text{H}_2\text{F}_4$	811-97-2	-103.3	-26.08	101.03	
E134	Bis(difluoromethyl) ether	$\text{C}_2\text{H}_2\text{F}_4\text{O}$	1691-17-4		2	147.10	
140	1,1,2-Trichloroethane	$\text{C}_2\text{H}_3\text{Cl}_3$	79-00-5	-36.3	113.8	329	10
140a	1,1,1-Trichloroethane	$\text{C}_2\text{H}_3\text{Cl}_3$	71-55-6	-30.01	74.09	272	350
141	1,2-Dichloro-1-fluoroethane	$\text{C}_2\text{H}_3\text{Cl}_2\text{F}$	430-57-9	-60	73.8		
141b	1,1-Dichloro-1-fluoroethane	$\text{C}_2\text{H}_3\text{Cl}_2\text{F}$	1717-00-6	-103.5	32.0	204.1	
142	1-Chloro-2,2-difluoroethane	$\text{C}_2\text{H}_3\text{ClF}_2$	338-65-8		35.1		
142b	1-Chloro-1,1-difluoroethane	$\text{C}_2\text{H}_3\text{ClF}_2$	75-68-3	-130.8	-9.1	137.19	
143	1,1,2-Trifluoroethane	$\text{C}_2\text{H}_3\text{F}_3$	430-66-0	-84	3.7	156.6	
143a	1,1,1-Trifluoroethane	$\text{C}_2\text{H}_3\text{F}_3$	420-46-2	-111.3	-47.25	72.71	
143m	Methyl trifluoromethyl ether	$\text{C}_2\text{H}_3\text{F}_3\text{O}$	421-14-7	-149	-23.66	104.87	
E143a	2,2,2-Trifluoroethyl methyl ether	$\text{C}_3\text{H}_5\text{F}_3\text{O}$	460-43-5		31.62	175.83	
150	1,2-Dichloroethane	$\text{C}_2\text{H}_4\text{Cl}_2$	107-06-2	-35.7	83.5	288	10
150a	1,1-Dichloroethane	$\text{C}_2\text{H}_4\text{Cl}_2$	75-34-3	-96.9	57.3	250	100
151	1-Chloro-2-fluoroethane	$\text{C}_2\text{H}_4\text{ClF}$	762-50-5		52.8		
151a	1-Chloro-1-fluoroethane	$\text{C}_2\text{H}_4\text{ClF}$	1615-75-4		16.2		
152	1,2-Difluoroethane	$\text{C}_2\text{H}_4\text{F}_2$	624-72-6		26		
152a	1,1-Difluoroethane	$\text{C}_2\text{H}_4\text{F}_2$	75-37-6	-117	-24.05	113.5	
160	Chloroethane	$\text{C}_2\text{H}_5\text{Cl}$	75-00-3	-138.4	12.3	187.2	100
161	Fluoroethane	$\text{C}_2\text{H}_5\text{F}$	353-36-6	-143.2	-37.7	102.16	
170	Ethane	C_2H_6	74-84-0	-182.79	-88.6	32.17	1000
216ca	1,3-Dichloro-1,1,2,2,3,3-hexafluoropropane	$\text{C}_3\text{Cl}_2\text{F}_6$	662-01-1	-125.4	35.7	180	
218	Perfluoropropane	C_3F_8	76-19-7	-147.70	-36.6	71.9	
227ca2	Trifluoromethyl 1,1,2,2-tetrafluoroethyl ether	$\text{C}_3\text{HF}_7\text{O}$	2356-61-8	-141	-3	114.63	
227ea	1,1,1,2,3,3,3-Heptafluoropropane	C_3HF_7	431-89-0	-131	-16.4	101.74	
227me	Trifluoromethyl 1,2,2,2-tetrafluoroethyl ether	$\text{C}_3\text{HF}_7\text{O}$	2356-62-9		-9.6		
236ea	1,1,1,2,3,3-Hexafluoropropane	$\text{C}_3\text{H}_2\text{F}_6$	431-63-0		6.1	139.23	
236fa	1,1,1,3,3,3-Hexafluoropropane	$\text{C}_3\text{H}_2\text{F}_6$	690-39-1	-93.6	-1.0	124.92	
236me	1,2,2,2-Tetrafluoroethyl difluoromethyl ether	$\text{C}_3\text{H}_2\text{F}_6\text{O}$	57041-67-5		23.35	155.80	
245ca	1,1,2,2,3-Pentafluoropropane	$\text{C}_3\text{H}_3\text{F}_5$	679-86-7		25.0	174.42	
245cb	1,1,1,2,2-Pentafluoropropane	$\text{C}_3\text{H}_3\text{F}_5$	1814-88-6		-17.4	106.96	
245fa	1,1,1,3,3-Pentafluoropropane	$\text{C}_3\text{H}_3\text{F}_5$	460-73-1		15.3	154.05	
245mc	Methyl pentafluoroethyl ether	$\text{C}_3\text{H}_3\text{F}_5\text{O}$	22410-44-2		5.59	133.65	
245mf	Difluoromethyl 2,2,2-trifluoroethyl ether	$\text{C}_3\text{H}_3\text{F}_5\text{O}$	1885-48-9		29.24	170.84	
245qc	Difluoromethyl 1,1,2-trifluoroethyl ether	$\text{C}_3\text{H}_3\text{F}_5\text{O}$	69948-24-9		43.1		
254pc	Methyl 1,1,2,2-tetrafluoroethyl ether	$\text{C}_3\text{H}_4\text{F}_4\text{O}$	425-88-7	-107	37.1		
290	Propane	C_3H_8	74-98-6	-187.63	-42.1	96.68	1000
C316	1,2-Dichloro-1,2,3,3,4,4-hexafluorocyclobutane	$\text{C}_4\text{Cl}_2\text{F}_6$	356-18-3	-24.2	59.5	224	
C317	1-Chloro-1,2,2,3,3,4,4-heptafluorocyclobutane	C_4ClF_7	377-41-3	-39.1	25		
C318	Perfluorocyclobutane	C_4F_8	115-25-3	-40.19	-5.9	115.31	
347mcc	Perfluoropropyl methyl ether	$\text{C}_4\text{H}_3\text{F}_7\text{O}$	375-03-1		34.23	164.55	
347mmy	Perfluoroisopropyl methyl ether	$\text{C}_4\text{H}_3\text{F}_7\text{O}$	22052-84-2		29.34	160.15	
600	Butane	C_4H_{10}	106-97-8	-138.3	-0.5	151.97	1000
600a	Isobutane	C_4H_{10}	75-28-5	-159.4	-11.73	134.6	1000

Code	Name	Molecular formula	CAS Reg. No.	$t_m/^\circ\text{C}$	$t_b/^\circ\text{C}$	$t_c/^\circ\text{C}$	TLV
610	Diethyl ether	$\text{C}_4\text{H}_{10}\text{O}$	60-29-7	-116.2	34.5	193.5	400
611	Methyl formate	$\text{C}_2\text{H}_4\text{O}_2$	107-31-3	-99	31.7	214.0	100
717	Ammonia	H_3N	7664-41-7	-77.73	-33.33	132.3	25
744	Carbon dioxide	CO_2	124-38-9	-56.56	-78.5 sp	30.98	5000
764	Sulfur dioxide	O_2S	7446-09-5	-75.5	-10.05	157.6	2
1112a	1,1-Dichloro-2,2-difluoroethene	$\text{C}_2\text{Cl}_2\text{F}_2$	79-35-6	-116	19		
1113	Chlorotrifluoroethene	C_2ClF_3	79-38-9	-158.2	-27.8	106	
1114	Tetrafluoroethene	C_2F_4	116-14-3	-131.15	-75.9	33.3	2
1120	Trichloroethene	C_2HCl_3	79-01-6	-84.7	87.21	271.0	50
1130	<i>trans</i> -1,2-Dichloroethene	$\text{C}_2\text{H}_2\text{Cl}_2$	156-60-5	-49.8	48.7	243.3	200
1132a	1,1-Difluoroethene	$\text{C}_2\text{H}_2\text{F}_2$	75-38-7	-144	-85.7	29.7	500
1140	Chloroethene	$\text{C}_2\text{H}_3\text{Cl}$	75-01-4	-153.84	-13.8	159	
1141	Fluoroethene	$\text{C}_2\text{H}_3\text{F}$	75-02-5	-160.5	-72	54.7	1
1150	Ethylene	C_2H_4	74-85-1	-169.15	-103.77	9.19	
1270	Propene	C_3H_6	115-07-1	-185.24	-47.69	91.7	

DENSITY AND SPECIFIC VOLUME OF MERCURY

The data in this table have been adjusted to the ITS-90 temperature scale. The uncertainty in density values is 0.0003 g/mL between -20 and -10°C; 0.0001 or less between -10 and 200°C; and 0.0002 between 200 and 300°C.

Reference

Ambrose, D., *Metrologia*, 27, 245, 1990.

$t/^\circ\text{C}$	$\rho/(\text{g/mL})$	$\nu/(\text{mL/kg})$	$t/^\circ\text{C}$	$\rho/(\text{g/mL})$	$\nu/(\text{mL/kg})$	$t/^\circ\text{C}$	$\rho/(\text{g/mL})$	$\nu/(\text{mL/kg})$
-20	13.64461	73.2890	30	13.52134	73.9572	80	13.39971	74.6285
-19	13.64212	73.3024	31	13.51889	73.9705	81	13.39729	74.6420
-18	13.63964	73.3157	32	13.51645	73.9839	82	13.39487	74.6554
-17	13.63716	73.3291	33	13.51400	73.9973	83	13.39245	74.6689
-16	13.63468	73.3424	34	13.51156	74.0107	84	13.39003	74.6824
-15	13.63220	73.3558	35	13.50911	74.0241	85	13.38762	74.6959
-14	13.62972	73.3691	36	13.50667	74.0375	86	13.38520	74.7094
-13	13.62724	73.3824	37	13.50422	74.0509	87	13.38278	74.7229
-12	13.62476	73.3958	38	13.50178	74.0643	88	13.38037	74.7364
-11	13.62228	73.4091	39	13.49934	74.0777	89	13.37795	74.7498
-10	13.61981	73.4225	40	13.49690	74.0911	90	13.37554	74.7633
-9	13.61733	73.4358	41	13.49446	74.1045	91	13.37313	74.7768
-8	13.61485	73.4492	42	13.49202	74.1179	92	13.37071	74.7903
-7	13.61238	73.4625	43	13.48958	74.1313	93	13.36830	74.8038
-6	13.60991	73.4759	44	13.48714	74.1447	94	13.36589	74.8173
-5	13.60743	73.4892	45	13.48470	74.1581	95	13.36347	74.8308
-4	13.60496	73.5026	46	13.48226	74.1715	96	13.36106	74.8443
-3	13.60249	73.5160	47	13.47982	74.1850	97	13.35865	74.8579
-2	13.60002	73.5293	48	13.47739	74.1984	98	13.35624	74.8714
-1	13.59755	73.5427	49	13.47495	74.2118	99	13.35383	74.8849
0	13.59508	73.5560	50	13.47251	74.2252	100	13.35142	74.8984
1	13.59261	73.5694	51	13.47008	74.2386	110	13.3273	75.0337
2	13.59014	73.5827	52	13.46765	74.2520	120	13.3033	75.1693
3	13.58768	73.5961	53	13.46521	74.2655	130	13.2793	75.3052
4	13.58521	73.6095	54	13.46278	74.2789	140	13.2553	75.4413
5	13.58275	73.6228	55	13.46035	74.2923	150	13.2314	75.5778
6	13.58028	73.6362	56	13.45791	74.3057	160	13.2075	75.7147
7	13.57782	73.6495	57	13.45548	74.3192	170	13.1836	75.8519
8	13.57535	73.6629	58	13.45305	74.3326	180	13.1597	75.9895
9	13.57289	73.6763	59	13.45062	74.3460	190	13.1359	76.1274
10	13.57043	73.6896	60	13.44819	74.3594	200	13.1120	76.2659
11	13.56797	73.7030	61	13.44576	74.3729	210	13.0882	76.4047
12	13.56551	73.7164	62	13.44333	74.3863	220	13.0644	76.5440
13	13.56305	73.7297	63	13.44090	74.3998	230	13.0406	76.6838
14	13.56059	73.7431	64	13.43848	74.4132	240	13.0167	76.8241
15	13.55813	73.7565	65	13.43605	74.4266	250	12.9929	76.9650
16	13.55567	73.7698	66	13.43362	74.4401	260	12.9691	77.1064
17	13.55322	73.7832	67	13.43120	74.4535	270	12.9453	77.2484
18	13.55076	73.7966	68	13.42877	74.4670	280	12.9214	77.3909
19	13.54831	73.8100	69	13.42635	74.4804	290	12.8975	77.5341
20	13.54585	73.8233	70	13.42392	74.4939	300	12.8736	77.6779
21	13.54340	73.8367	71	13.42150	74.5073			
22	13.54094	73.8501	72	13.41908	74.5208			
23	13.53849	73.8635	73	13.41665	74.5342			
24	13.53604	73.8769	74	13.41423	74.5477			
25	13.53359	73.8902	75	13.41181	74.5612			
26	13.53114	73.9036	76	13.40939	74.5746			
27	13.52869	73.9170	77	13.40697	74.5881			
28	13.52624	73.9304	78	13.40455	74.6016			
29	13.52379	73.9438	79	13.40213	74.6150			

THERMAL PROPERTIES OF MERCURY

Lev R. Fokin

The first of these tables gives the molar heat capacity at constant pressure of liquid and gaseous mercury as a function of temperature. To convert to specific heat in units of J/g K, divide these values by 200.59, the atomic weight of mercury.

$t/^{\circ}\text{C}$	$C_p/(\text{J/mol K})$	
	Liquid	Gas
-38.84	28.2746	20.786
-20	28.1466	20.786
0	28.0190	20.786
20	27.9002	20.786
25	27.8717	20.786
40	27.7897	20.786
60	27.6880	20.786
80	27.5952	20.786
100	27.5106	20.786
120	27.4349	20.786

The second table gives the molar heat capacity of solid mercury in its rhombohedral (α -mercury) form.

$t/^{\circ}\text{C}$	$C_p/(\text{J/mol K})$	$t/^{\circ}\text{C}$	$C_p/(\text{J/mol K})$
-268.99	0.99*	-248.15	12.74
-268.99	0.97**	-243.15	14.78
-268.15	1.6	-233.15	17.90
-263.15	4.6	-223.15	19.94
-258.15	7.6	-213.15	21.40
-253.15	10.33	-203.15	22.42

The final table gives the cubic thermal expansion coefficient α , the isothermal compressibility coefficient κ_T , and the speed of sound U for liquid mercury as a function of temperature. These properties are defined as follows:

$$\alpha = \frac{1}{v} \left(\frac{\partial v}{\partial T} \right)_p \quad \kappa_T = -\frac{1}{v} \left(\frac{\partial v}{\partial P} \right)_T \quad U^2 = \left(\frac{\partial P}{\partial \rho} \right)_s \quad \rho = v^{-1}$$

$t/^{\circ}\text{C}$	$\alpha \times 10^4/\text{K}^{-1}$	$\kappa_T \times 10^6/\text{bar}^{-1}$		$U/\text{m s}^{-1}$
		At 1 bar	At 1000 bar	
-20	1.818	3.83		1470
0	1.8144	3.918	3.78	1460.8
20	1.8110	4.013	3.87	1451.4
40	1.8083	4.109	3.96	1442.0
60	1.8064	4.207		1432.7
80	1.8053	4.308	4.14	1423.4
100	1.8051	4.410		1414.1

Reference

Douglas, T. B., Ball, A. T., and Ginnings, D. C., *J. Res. Natl. Bur. Stand.*, 46, 334, 1951.

References

1. Busey and Giaque, *J. Am. Chem. Soc.*, 75, 806, 1953.
2. Amitin, Lebedeva, and Paukov, *Rus. J. Phys. Chem.*, 2666, 1979.

$t/^{\circ}\text{C}$	$C_p/(\text{J/mol K})$	$t/^{\circ}\text{C}$	$C_p/(\text{J/mol K})$
-193.15	23.16	-93.15	26.69
-183.15	23.76	-73.15	27.28
-173.15	24.24	-53.15	27.96
-153.15	25.00	-38.87	28.5
-133.15	25.61		
-113.15	26.15		

* Superconducting state
**Normal state

where v is the specific volume (given in the table on the preceding page).

Reference

Vukalovich, M. P., et al., *Thermophysical Properties of Mercury*, Moscow Standard Press, 1971.

$t/^{\circ}\text{C}$	$\alpha \times 10^4/\text{K}^{-1}$	$\kappa_T \times 10^6/\text{bar}^{-1}$		$U/\text{m s}^{-1}$
		At 1 bar	At 1000 bar	
120	1.8058	4.513	4.33	1404.7
140	1.8074	4.622		1395.4
160	1.8100	4.731	4.53	1386.1
180	1.8136	4.844		1376.7
200	1.818	4.96		1367
250	1.834	5.26		1344
300	1.856	5.59		1321

SURFACE TENSION OF COMMON LIQUIDS

The surface tension γ of about 200 liquids is tabulated here as a function of temperature. Values of γ are given in units of millinewtons per meter (mN/m), which is equivalent to dyn/cm in cgs units. The values refer to a nominal pressure of one atmosphere (about 100 kPa) except in cases where the indicated temperature is above the normal boiling point of the substance; in those cases, the applicable pressure is the saturation vapor pressure at the temperature in question.

The uncertainty of the values is 0.1 to 0.2 mN/m or less in most cases. Values at temperatures between the points tabulated can be obtained by linear interpolation to a good approximation.

Substances are listed by molecular formula in the modified Hill order, with substances not containing carbon appearing before those that do contain carbon. A more extensive compilation of surface tension may be found in Reference 1.

References

1. Jasper, J. J., *J. Phys. Chem. Ref. Data*, 1, 841, 1972.
2. Kahl, H., Wadewitz, T., and Winkelmann, J., *J. Chem. Eng. Data*, 48, 580, 2003.

Mol. formula	Name	γ in mN/m				
		10°C	25°C	50°C	75°C	100°C
Br ₂	Bromine	43.68	40.95	36.40		
Cl ₂ O ₂ S	Sulfuryl chloride		28.78			
Cl ₃ OP	Phosphoryl chloride		32.03	28.85	25.66	
Cl ₃ P	Phosphorus trichloride		27.98	24.81		
Cl ₄ Si	Silicon tetrachloride	19.78	18.29	15.80		
H ₂ O	Water	74.23	71.99	67.94	63.57	58.91
H ₄ N ₂	Hydrazine		66.39			
Hg	Mercury	488.55	485.48	480.36	475.23	470.11
CCl ₄	Tetrachloromethane		26.43	23.37	20.31	17.25
CS ₂	Carbon disulfide	33.81	31.58	27.87		
CHBr ₃	Tribromomethane		44.87	41.60	38.33	
CHCl ₃	Trichloromethane		26.67	23.44	20.20	
CH ₂ Br ₂	Dibromomethane		39.05	35.33	31.61	
CH ₂ Cl ₂	Dichloromethane		27.20			
CH ₂ O ₂	Formic acid		37.13	34.38	31.64	
CH ₃ I	Iodomethane	32.19	30.34			
CH ₃ NO	Formamide		57.03	54.92	52.82	50.71
CH ₃ NO ₂	Nitromethane	39.04	36.53	32.33		
CH ₃ O	Methanol	23.23	22.07	20.14		
CH ₃ N	Methylamine		19.15			
C ₂ HCl ₅	Pentachloroethane		34.15	31.20	28.26	
C ₂ HF ₃ O ₂	Trifluoroacetic acid		13.53	11.42		
C ₂ H ₂ Cl ₄	1,1,2,2-Tetrachloroethane		35.58	32.41	29.24	26.07
C ₂ H ₃ Cl ₃	1,1,1-Trichloroethane		25.18	22.07		
C ₂ H ₃ Cl ₃	1,1,2-Trichloroethane		34.02	30.65	27.27	23.89
C ₂ H ₃ N	Acetonitrile		28.66	25.51		
C ₂ H ₄ Br ₂	1,2-Dibromoethane		39.55	36.25	32.95	
C ₂ H ₄ Cl ₂	1,1-Dichloroethane		24.07			
C ₂ H ₄ Cl ₂	1,2-Dichloroethane		31.86	28.29	24.72	
C ₂ H ₄ O	Acetaldehyde	22.54	20.50	17.10		
C ₂ H ₄ O ₂	Acetic acid		27.10	24.61	22.13	
C ₂ H ₄ O ₂	Methyl formate	26.72	24.36	20.43	16.50	12.57
C ₂ H ₅ Br	Bromoethane	25.36	23.62			
C ₂ H ₅ I	Iodoethane	30.38	28.46	25.24		
C ₂ H ₅ NO ₂	Nitroethane	34.02	32.13	29.00		
C ₂ H ₆ O	Ethanol	23.22	21.97	19.89		
C ₂ H ₆ OS	Dimethyl sulfoxide		42.92	40.06		
C ₂ H ₆ O ₂	Ethylene glycol		47.99	45.76	43.54	41.31
C ₂ H ₆ S	Dimethyl sulfide	25.27	24.06			
C ₂ H ₆ S	Ethanethiol		23.08			
C ₂ H ₆ S ₂	Dimethyl disulfide		33.39	30.04		
C ₂ H ₇ N	Dimethylamine		26.34			
C ₂ H ₇ N	Ethylamine		19.20			
C ₂ H ₇ NO	Ethanolamine		48.32	45.53	42.73	
C ₃ H ₅ Br	3-Bromopropene		26.31	23.17		

Mol. formula	Name	γ in mN/m				
		10°C	25°C	50°C	75°C	100°C
C ₃ H ₅ Cl	3-Chloropropene		23.14			
C ₃ H ₅ ClO	Epichlorohydrin	38.40	36.36	32.96	29.56	26.16
C ₃ H ₅ N	Propanenitrile		26.75	23.87		
C ₃ H ₆ Cl ₂	1,2-Dichloropropane		28.32	25.22	22.12	
C ₃ H ₆ O	Acetone	24.57	22.72	19.65		
C ₃ H ₆ O	Allyl alcohol	26.63	25.28	23.02	20.77	
C ₃ H ₆ O ₂	Ethyl formate	25.16	23.18			
C ₃ H ₆ O ₂	Methyl acetate	26.66	24.73	21.51		
C ₃ H ₆ O ₂	Propanoic acid		26.20	23.72	21.23	
C ₃ H ₇ Br	1-Bromopropane	27.08	25.26	22.21		
C ₃ H ₇ Br	2-Bromopropane	25.03	23.25	20.30		
C ₃ H ₇ Cl	1-Chloropropane	23.16	21.30			
C ₃ H ₇ Cl	2-Chloropropane	20.49	19.16			
C ₃ H ₇ NO	<i>N,N</i> -Dimethylformamide	37.56	35.74	32.70	29.66	26.62
C ₃ H ₇ NO ₂	2-Nitropropane	31.02	29.29	26.39		
C ₃ H ₈ O	1-Propanol	24.48	23.32	21.38	19.43	
C ₃ H ₈ O	2-Propanol	22.11	20.93	18.96	16.98	
C ₃ H ₈ O ₂	2-Methoxyethanol	32.32	30.84	28.38	25.92	23.46
C ₃ H ₈ S	1-Propanethiol		24.20	21.02		
C ₃ H ₈ S	2-Propanethiol		21.33	18.39		
C ₃ H ₉ N	Propylamine		21.75			
C ₃ H ₉ N	Trimethylamine		13.41			
C ₄ H ₄ N ₂	Pyridazine	49.51	47.96	45.37	42.78	40.19
C ₄ H ₄ N ₂	Pyrimidine		30.33	27.80	25.28	22.75
C ₄ H ₄ S	Thiophene		30.68	27.36		
C ₄ H ₅ N	Pyrrole	38.71	37.06	34.31		
C ₄ H ₆ O ₃	Acetic anhydride	34.08	31.93	28.34	24.75	21.16
C ₄ H ₇ N	Butanenitrile		26.92	24.33	21.73	
C ₄ H ₈ O	2-Butanone		23.97	21.16		
C ₄ H ₈ O ₂	1,4-Dioxane		32.75	29.28	25.80	22.32
C ₄ H ₈ O ₂	Ethyl acetate	25.13	23.39	20.49	17.58	14.68
C ₄ H ₈ O ₂	Methyl propanoate	26.32	24.44	21.29		
C ₄ H ₈ O ₂	Butanoic acid		26.05	23.75	21.45	
C ₄ H ₉ Br	1-Bromobutane	27.58	25.90	23.08	20.27	17.45
C ₄ H ₉ Cl	1-Chlorobutane	24.85	23.18	20.39		
C ₄ H ₉ I	1-Iodobutane	29.79	28.24	25.67	23.09	20.51
C ₄ H ₉ N	Pyrrolidine	30.58	29.23	26.98		
C ₄ H ₁₀ O	1-Butanol	26.28	24.93	22.69	20.44	18.20
C ₄ H ₁₀ O	2-Butanol	23.74	22.54	20.56	18.57	16.58
C ₄ H ₁₀ O	2-Methyl-2-propanol		19.96	17.71		
C ₄ H ₁₀ O	Diethyl ether		16.65			
C ₄ H ₁₀ O ₂	2-Ethoxyethanol		28.35	26.11	23.86	21.62
C ₄ H ₁₀ O ₃	Diethylene glycol		44.77	42.57	40.37	38.17
C ₄ H ₁₀ S	Diethyl sulfide	26.22	24.57	21.80		
C ₄ H ₁₁ N	Butylamine		23.44	20.63		
C ₄ H ₁₁ N	Isobutylamine		21.75	19.02		
C ₄ H ₁₁ N	<i>tert</i> -Butylamine		16.87			
C ₄ H ₁₁ N	Diethylamine		19.85			
C ₅ H ₄ O ₂	Furfural	45.08	43.09	39.78	36.46	33.14
C ₅ H ₅ N	Pyridine		36.56	33.29	30.03	
C ₅ H ₈	Cyclopentene	24.45	22.20			
C ₅ H ₈ O	Cyclopentanone	34.45	32.80	30.05	27.30	24.55
C ₅ H ₉ NO	<i>N</i> -Methyl-2-pyrrolidinone	41.94	40.21	37.33	34.45	31.57
C ₅ H ₁₀	1-Pentene		17.10	15.45		
C ₅ H ₁₀	2-Methyl-2-butene		18.61	17.15		
C ₅ H ₁₀	Cyclopentane	24.07	21.88	18.22		
C ₅ H ₁₀ O	2-Pentanone		23.25	21.62		
C ₅ H ₁₀ O	3-Pentanone		24.74	22.13		
C ₅ H ₁₀ O	Pentanal	26.95	25.44	22.91		
C ₅ H ₁₀ O ₂	Butyl formate	26.05	24.52	21.95	19.39	16.82

Mol. formula	Name	γ in mN/m				
		10°C	25°C	50°C	75°C	100°C
C ₅ H ₁₀ O ₂	Propyl acetate	25.48	23.80	21.00	18.20	15.40
C ₅ H ₁₀ O ₂	Isopropyl acetate	23.37	21.76	19.08	16.40	
C ₅ H ₁₀ O ₂	Ethyl propanoate	25.55	23.80	20.88	17.96	
C ₅ H ₁₀ O ₂	Methyl butanoate	26.34	24.62	21.76	18.89	16.03
C ₅ H ₁₁ Cl	1-Chloropentane	26.01	24.40	21.71	19.02	16.33
C ₅ H ₁₁ N	Piperidine	30.64	28.91	26.03	23.14	20.26
C ₅ H ₁₂	Pentane	17.15	15.49			
C ₅ H ₁₂ O	1-Pentanol	26.67	25.36	23.17	20.99	18.80
C ₅ H ₁₂ O	2-Pentanol	24.96	23.45	20.94	18.43	15.92
C ₅ H ₁₂ O	3-Methyl-1-butanol	24.94	23.71	21.66	19.61	17.56
C ₅ H ₁₃ N	Pentylamine		24.69	22.14	19.58	
C ₆ H ₄ Cl ₂	<i>m</i> -Dichlorobenzene	37.15	35.43	32.57	29.70	26.83
C ₆ H ₅ Br	Bromobenzene	36.98	35.24	32.34	29.44	26.54
C ₆ H ₅ Cl	Chlorobenzene	34.78	32.99	30.02	27.04	24.06
C ₆ H ₅ ClO	<i>o</i> -Chlorophenol		39.70	36.89	34.09	31.28
C ₆ H ₅ ClO	<i>m</i> -Chlorophenol		41.18	38.66	36.13	33.61
C ₆ H ₅ F	Fluorobenzene	28.47	26.66	23.65	20.64	
C ₆ H ₅ I	Iodobenzene	40.40	38.71	35.91	33.10	30.29
C ₆ H ₅ NO ₂	Nitrobenzene			40.56	37.66	34.77
C ₆ H ₆	Benzene		28.22	25.00	21.77	
C ₆ H ₆ O	Phenol			38.20	35.53	32.86
C ₆ H ₇ N	Aniline		42.12	39.41	36.69	
C ₆ H ₇ N	2-Methylpyridine		33.00	29.90	26.79	
C ₆ H ₈ N ₂	Adiponitrile		45.45	43.02	40.58	
C ₆ H ₁₀	Cyclohexene	28.01	26.17	23.12		
C ₆ H ₁₀ O	Cyclohexanone	36.43	34.57	31.46	28.36	25.25
C ₆ H ₁₁ N	Hexanenitrile		27.37	25.11	22.84	
C ₆ H ₁₂	Cyclohexane	25.91	24.16	21.26	15.44	
C ₆ H ₁₂	Methylcyclopentane	23.47	21.72	18.82		
C ₆ H ₁₂	1-Hexene	19.44	17.90	15.33		
C ₆ H ₁₂ O	Cyclohexanol		32.92	30.50	28.09	25.67
C ₆ H ₁₂ O	2-Hexanone		25.45	22.72		
C ₆ H ₁₂ O ₂	Butyl acetate	26.48	24.88	22.21	19.54	16.87
C ₆ H ₁₂ O ₂	Isobutyl acetate	24.58	23.06	20.53	17.99	15.46
C ₆ H ₁₂ O ₂	Ethyl butanoate	25.51	23.94	21.33	18.71	16.10
C ₆ H ₁₂ O ₃	Paraldehyde	27.22	25.63	22.97	20.32	17.66
C ₆ H ₁₃ Cl	1-Chlorohexane	27.28	25.73	23.13	20.54	17.94
C ₆ H ₁₃ N	Cyclohexylamine		31.22	28.25	25.28	
C ₆ H ₁₄	Hexane	19.42	17.89	15.33		
C ₆ H ₁₄	2-Methylpentane	18.37	16.88	14.39		
C ₆ H ₁₄	3-Methylpentane	19.20	17.61	14.96		
C ₆ H ₁₄ O	Diisopropyl ether		17.27	14.65		
C ₆ H ₁₄ O	1-Hexanol		25.81	23.81	21.80	19.80
C ₆ H ₁₄ O ₂	1,1-Diethoxyethane		20.89	18.31	15.74	
C ₆ H ₁₄ O ₂	2-Butoxyethanol	27.36	26.14	24.10	22.06	20.02
C ₆ H ₁₅ N	Triethylamine		20.22	17.74		
C ₆ H ₁₅ N	Dipropylamine		22.31	19.75	17.20	
C ₆ H ₁₅ N	Diisopropylamine		19.14	16.45		
C ₇ H ₅ N	Benzonitrile		38.79	35.90	33.00	
C ₇ H ₆ O	Benzaldehyde	39.63	38.00	35.27	32.55	29.82
C ₇ H ₈	Toluene	29.46	27.73	24.85	21.98	19.10
C ₇ H ₈ O	<i>o</i> -Cresol		36.90	34.38	31.85	29.32
C ₇ H ₈ O	<i>m</i> -Cresol		35.69	33.38	31.07	28.76
C ₇ H ₈ O	Benzyl alcohol				27.89	24.44
C ₇ H ₈ O	Anisole		35.10	32.09	29.08	
C ₇ H ₉ N	<i>N</i> -Methylaniline		36.90	34.47	32.05	
C ₇ H ₉ N	2,3-Dimethylpyridine		32.71	30.04	27.36	
C ₇ H ₉ N	Benzylamine		39.30	36.27	33.23	
C ₇ H ₁₄	Methylcyclohexane	24.98	23.29	20.46		
C ₇ H ₁₄	1-Heptene	21.29	19.80	17.33	14.85	

Mol. formula	Name	γ in mN/m				
		10°C	25°C	50°C	75°C	100°C
$C_7H_{14}O$	2-Heptanone		26.12	23.48		
$C_7H_{14}O_2$	Pentyl acetate	26.67	25.17	22.69	20.20	17.72
$C_7H_{14}O_2$	Heptanoic acid		27.76	25.64		
C_7H_{16}	Heptane	21.14	19.66	17.19	14.73	
C_7H_{16}	3-Methylhexane	20.76	19.31	16.88	14.46	
C_8H_8O	Acetophenone		39.04	36.15	33.27	
$C_8H_8O_2$	Methyl benzoate		37.17	34.25	31.32	
$C_8H_8O_3$	Methyl salicylate	40.98	39.22	36.28	33.35	30.41
C_8H_{10}	Ethylbenzene	30.39	28.75	26.01	23.28	20.54
C_8H_{10}	<i>o</i> -Xylene	31.41	29.76	27.01	24.25	21.50
C_8H_{10}	<i>m</i> -Xylene	30.13	28.47	25.71	22.95	20.19
C_8H_{10}	<i>p</i> -Xylene		28.01	25.32	22.64	19.95
$C_8H_{10}O$	Phenetole		32.41	29.65	26.89	
$C_8H_{11}N$	<i>N,N</i> -Dimethylaniline		35.52	32.90	30.27	
$C_8H_{11}N$	<i>N</i> -Ethylaniline		36.33	33.65	30.98	
C_8H_{16}	Ethylcyclohexane	26.73	25.15	22.51		
C_8H_{18}	Octane	22.57	21.14	18.77	16.39	14.01
C_8H_{18}	2,5-Dimethylhexane	20.77	19.40	17.12	14.84	12.56
$C_8H_{18}O$	1-Octanol	28.30	27.10	25.12		
$C_8H_{19}N$	Dibutylamine		24.12	21.74	19.36	
$C_8H_{19}N$	Diisobutylamine		21.72	19.44	17.16	
C_9H_7N	Quinoline	44.19	42.59	39.94	37.28	34.62
C_9H_{12}	Cumene	29.27	27.69	25.05	22.42	19.78
C_9H_{12}	1,2,4-Trimethylbenzene	30.74	29.20	26.64	24.07	21.51
C_9H_{12}	Mesitylene	28.89	27.55	25.31	23.07	20.82
$C_9H_{18}O$	5-Nonanone		26.28	23.85		
C_9H_{20}	Nonane	23.79	22.38	20.05	17.71	15.37
$C_9H_{20}O$	1-Nonanol	29.03	27.89	26.00	24.10	22.20
$C_{10}H_{12}$	1,2,3,4-Tetrahydronaphthalene		33.17	30.78	28.40	
$C_{10}H_{22}$	Decane	24.75	23.37	21.07	18.77	16.47
$C_{10}H_{22}O$	1-Decanol	29.61	28.51	26.68	24.85	23.02
$C_{11}H_{24}$	Undecane	25.56	24.21	21.96	19.70	17.45
$C_{12}H_{10}O$	Diphenyl ether		26.75	24.80		
$C_{12}H_{27}N$	Tributylamine		24.39	22.32	20.24	
$C_{13}H_{28}$	Tridecane	26.86	25.55	23.37	21.19	19.01
$C_{14}H_{12}O_2$	Benzyl benzoate	44.47	42.82	40.06	37.31	34.55
$C_{14}H_{30}$	Tetradecane	27.43	26.13	23.96	21.78	19.61
$C_{16}H_{34}$	Hexadecane		27.05	24.91	22.78	20.64
$C_{18}H_{38}$	Octadecane		27.87	25.77	23.66	21.55

PERMITTIVITY (DIELECTRIC CONSTANT) OF LIQUIDS

Christian Wohlfarth

The permittivity of a substance (often called the dielectric constant) is the ratio of the electric displacement D to the electric field strength E when an external field is applied to the substance. The quantity tabulated here is the relative permittivity, which is the ratio of the actual permittivity to the permittivity of a vacuum; it is a dimensionless number.

The table gives the static relative permittivity ϵ_r , i.e., the relative permittivity measured in static fields or at low frequencies where no relaxation effects occur. The fourth column of the table lists the value of ϵ_r at the temperature specified in the third column, usually 293.15 or 298.15 K. Otherwise, the temperature closest to 293.15 K was chosen, or (as it is the case for many of the substances included here) ϵ_r is given at the only temperature for which data are available.

The static permittivity refers to nominal atmospheric pressure as long as the corresponding temperature is below the normal boiling point. Otherwise, at temperatures above the normal boiling point, the pressure is understood to be the saturated vapor pressure of the substance considered.

For substances where information on the temperature dependence of the permittivity is available, the table gives the coefficients of a simple polynomial fitting of permittivity to temperature with an equation of the form

$$\epsilon_r(T) = a + bT + cT^2 + dT^3$$

where T is the absolute temperature in K. Since the parameter d was used in only a few cases where the quadratic fit was not satisfactory, only a , b , and c are listed as columns in the table, while the d values are given at the end of this introduction. For all other substances, $d = 0$. The temperature range of the fit is given in the last column. The coefficients of the fitting equation can be used to

calculate dielectric constants within the fitted temperature range but should not be used for extrapolation outside this range. The user who needs dielectric constant data with more accuracy than can be provided by this equation is referred to Reference 1, which gives the original data together with their literature source.

Substances are listed by molecular formula in modified Hill order, with substances not containing carbon preceding those that do contain carbon.

* Indicates that the isomer was not specified in the original reference.

** Indicates a compound for which the cubic term is needed:

Ethanol	$d = -0.15512E-05$
<i>N</i> -Methylacetamide	$d = -0.12998E-04$
1,2-Propylene glycol	$d = -0.32544E-05$
1-Butanol	$d = -0.48841E-06$
2-Butanol	$d = -0.89512E-06$
2-Methyl-1-propanol	$d = -0.45229E-06$
2-Methyl-2-propanol	$d = -0.25968E-05$
<i>N</i> -Butylacetamide	$d = -0.48716E-05$

References

1. Wohlfarth, Ch., Static Dielectric Constants of Pure Liquids and Binary Liquid Mixtures, *Landolt-Börnstein, Numerical Data and Functional Relationships in Science and Technology, New Series*, Editor in Chief, O. Madelung, Group IV, Macroscopic and Technical Properties of Matter, Volume 6, Springer-Verlag, Berlin, 1991.
2. Marsh, K. N., Ed., *Recommended Reference Materials for the Realization of Physicochemical Properties*, Blackwell Scientific Publications, Oxford, 1987.

Mol. form.	Name	T/K	ϵ_r	a	b	c	Range/K
AlBr ₃	Aluminum tribromide	373.2	3.38				
Ar	Argon	140.00	1.3247	0.12408E+01	0.68755E-02	-0.45344E-04	87-149
AsH ₃	Arsine	200.9	2.40	0.37674E+01	-0.97454E-02	0.14537E-04	157-201
BBr ₃	Boron tribromide	273.2	2.58				
B ₂ H ₆	Diborane	180.66	1.8725	0.23848E+01	-0.29501E-02	0.64189E-06	108-181
B ₅ H ₉	Pentaborane(9)	298.2	21.1	0.40952E+03	-0.24414E+01	0.38225E-02	226-298
BrF ₃	Bromine trifluoride	298.2	106.8				
BrF ₅	Bromine pentafluoride	297.7	7.91	0.11428E+02	-0.11822E-01		262-298
BrH	Hydrogen bromide	186.8	8.23				
BrNO	Nitrosyl bromide	288.4	13.4				
Br ₂	Bromine	297.9	3.1484	0.32701E+01	-0.12535E-03		273-327
Br ₂ OS	Thionyl bromide	293.2	9.06				
Br ₃ OV	Vanadyl tribromide	298.2	3.6	0.61112E+01	-0.84211E-02		203-298
Br ₄ Ge	Germanium(IV) bromide	299.9	2.955	0.34450E+01	-0.16083E-02		300-316
Br ₄ Sn	Tin(IV) bromide	303.45	3.169	0.50001E+01	-0.60383E-02		304-316
ClFO ₃	Perchloryl fluoride	150.2	2.194	0.23808E+01	-0.38629E-03	-0.57143E-05	125-150
ClF ₃	Chlorine trifluoride	293.2	4.394	0.96716E+01	-0.18000E-01		273-313
ClF ₅	Chlorine pentafluoride	193.2	4.28	0.78192E+01	-0.20860E-01	0.13132E-04	193-256
ClH	Hydrogen chloride	158.9	14.3	0.47316E+02	-0.28455E+00	0.48650E-03	159-258
ClNO	Nitrosyl chloride	285.2	18.2				
Cl ₂	Chlorine	208.0	2.147	0.29440E+01	-0.44649E-02	0.30388E-05	208-240
Cl ₂ F ₃ P	Phosphorus(V) dichloride trifluoride	228.63	2.8129	0.46501E+01	-0.80358E-02		172-229
Cl ₂ OS	Thionyl chloride	298.2	8.675				
Cl ₂ OSe	Selenium oxychloride	293.2	46.2				
Cl ₂ O ₂ S	Sulfuryl chloride	293.2	9.1				

Mol. form.	Name	T/K	ϵ_r	<i>a</i>	<i>b</i>	<i>c</i>	Range/K
Cl ₂ S	Sulfur dichloride	298.2	2.915				
Cl ₂ S ₂	Sulfur chloride	288.2	4.79				
Cl ₃ F ₂ P	Phosphorus(V) trichloride difluoride	268.0	2.3752	0.28905E+01	-0.19228E-02		215-268
Cl ₃ OP	Phosphorus(V) oxychloride	293.2	14.1				
Cl ₃ OV	Vanadyl trichloride	298.2	3.4				
Cl ₃ P	Phosphorus(III) chloride	290.2	3.498	0.59098E+01	-0.83322E-02		290-333
Cl ₃ PS	Phosphorus(V) sulfide trichloride	298.2	4.94				
Cl ₄ FP	Phosphorus(V) tetrachloride fluoride	272.64	2.6499	0.33503E+01	-0.29651E-02		244-273
Cl ₄ Ge	Germanium(IV) chloride	273.2	2.463	-0.55078E+01	0.64881E-01	-0.13091E-03	246-273
Cl ₄ Pb	Lead(IV) chloride	293.2	2.78				
Cl ₄ Si	Tetrachlorosilane	273.2	2.248	0.58041E+01	-0.27129E-01	0.51678E-04	207-273
Cl ₄ Sn	Tin(IV) chloride	273.2	3.014	0.43951E+01	-0.48805E-02		234-273
Cl ₄ Ti	Titanium(IV) chloride	257.4	2.843	0.33668E+01	-0.19675E-02		237-257
Cl ₄ V	Vanadium(IV) chloride	298.2	3.05				
Cl ₃ P	Phosphorus(V) chloride	433.2	2.85				
Cl ₃ Sb	Antimony(V) chloride	293.0	3.222	0.45413E+01	-0.45078E-02		276-320
FH	Hydrogen fluoride	273.2	83.6	0.50352E+03	-0.19297E+01	0.14372E-02	200-273
F ₂	Fluorine	53.48	1.4913	0.14144E+01	0.26387E-02	-0.28356E-04	54-144
F ₅ I	Iodine pentafluoride	293.2	37.13	0.95184E+02	-0.19800E+00		273-313
F ₆ S	Sulfur hexafluoride	223.2	1.81				
F ₆ Xe	Xenon hexafluoride	328.2	4.10				
F ₇ I	Iodine heptafluoride	298.2	1.75				
F ₁₀ S ₂	Sulfur decafluoride	293.2	2.0202				
HI	Hydrogen iodide	220.2	3.87	0.51557E+03	-0.44552E+01	0.96795E-02	220-236
H ₂	Hydrogen	13.52	1.2792	0.13327E+01	-0.51946E-02		14-19
H ₂ O	Water	293.2	80.100	0.24921E+03	-0.79069E+00	0.72997E-03	273-372
H ₂ O ₂	Hydrogen peroxide	290.2	74.6	0.48511E+03	-0.23145E+01	0.31020E-02	233-303
H ₂ S	Hydrogen sulfide	283.2	5.93	0.14736E+02	-0.33675E-01	0.96740E-05	212-363
H ₃ N	Ammonia	293.2	16.61	0.66756E+02	-0.24696E+00	0.25913E-03	238-323
H ₄ N ₂	Hydrazine	298.2	51.7	0.22061E+03	-0.89633E+00	0.11066E-02	278-323
He	Helium	2.055	1.0555	0.10640E+01	-0.35584E-02		2-4
I ₂	Iodine	391.25	11.08	0.64730E+02	-0.29266E+00	0.39759E-03	391-441
Kr	Krypton	119.80	1.664				
Mn ₂ O ₇	Manganese(VII) oxide	293.2	3.28	0.37655E+01	-0.16463E-02		283-312
NO	Nitric oxide	1.997					
N ₂	Nitrogen	63.15	1.4680	0.12550E+01	0.67949E-02	-0.56704E-04	63-126
N ₂ O ₃	Nitrogen trioxide	203.2	31.13	0.92287E+02	-0.43306E+00	0.65000E-03	203-243
N ₂ O ₄	Nitrogen tetroxide	293.2	2.44	0.28212E+01	-0.13000E-02		253-293
Ne	Neon	26.11	1.1907	0.12667E+01	-0.29064E-02		26-29
O ₂	Oxygen	54.478	1.5684	0.15434E+01	0.14615E-02	-0.21964E-04	55-154
O ₂ S	Sulfur dioxide	298.2	16.3	0.52045E+02	-0.16125E+00	0.11042E-03	213-449
O ₃	Ozone	90.2	4.75	0.86344E+01	-0.54807E-01	0.12596E-03	90-185
O ₃ S	Sulfur trioxide	291.2	3.11				
P	Phosphorus	307.2	4.096	0.79018E+00	0.23911E-01	-0.42826E-04	307-358
S	Sulfur	407.2	3.4991	0.51651E+01	-0.77381E-02	0.89120E-05	407-479
Se	Selenium	510.65	5.44	0.67569E+01	-0.25829E-02		511-575
Xe	Xenon	161.35	1.880				
CBrClF ₂	Bromochlorodifluoromethane	123.2	3.920	0.52442E+01	-0.11000E-01		123-223
CBrCl ₃	Bromotrichloromethane	293.2	2.405	0.29249E+01	-0.17650E-02		273-333
CBrF ₃	Bromotrifluoromethane	123.2	3.730	0.54154E+01	-0.13680E-01		123-173
CB ₂ Cl ₂	Dibromodichloromethane	298.2	2.542	0.32330E+01	-0.23162E-02		298-333
CB ₂ F ₂	Dibromodifluoromethane	273.2	2.939	0.67296E+01	-0.22133E-01	0.30213E-04	139-273
CBr ₃ Cl	Tribromochloromethane	333.2	2.601				
CBr ₃ F	Tribromofluoromethane	293.2	3.00	0.53203E+01	-0.11061E-01	0.10688E-04	206-323
CBr ₃ NO ₂	Tribromonitromethane	298.2	9.034	0.16079E+02	-0.23630E-01		298-328
CClF ₃	Chlorotrifluoromethane	123.2	3.010	0.43677E+01	-0.11020E-01		123-173
CCL ₂ F ₂	Dichlorodifluoromethane	123.2	3.500	0.46984E+01	-0.97600E-02		123-223
CCL ₂ O	Carbonyl chloride	295.2	4.30				
CCl ₃ D	Trichloromethane- <i>d</i>	298.2	4.67				
CCl ₃ F	Trichlorofluoromethane	293.2	3.00	0.53203E+01	-0.11061E-01	0.10688E-04	206-323
CCl ₃ NO ₂	Trichloronitromethane	293.2	7.319	0.14403E+02	-0.24178E-01		276-333
CCl ₄	Tetrachloromethane	293.2	2.2379	0.28280E+01	-0.20339E-02	0.71795E-07	283-333
CF ₄	Tetrafluoromethane	126.3	1.685	0.20350E+01	-0.27616E-02		126-142

Mol. form.	Name	T/K	ϵ_r	<i>a</i>	<i>b</i>	<i>c</i>	Range/K
CHBr ₃	Tribromomethane	283.2	4.404	0.71707E+01	-0.98000E-02		283-343
CHCl ₃	Trichloromethane	293.2	4.8069	0.15115E+02	-0.51830E-01	0.56803E-04	218-323
CHF ₃	Trifluoromethane	294.0	5.2	0.11442E+03	-0.75600E+00	0.13562E-02	130-263
CHN	Hydrogen cyanide	293.2	114.9	0.37331E+04	-0.23180E+02	0.36963E-01	258-299
CH ₂ Br ₂	Dibromomethane	283.2	7.77	0.18060E+02	-0.36333E-01		283-313
CH ₂ Cl ₂	Dichloromethane	298.0	8.93	0.40452E+02	-0.17748E+00	0.23942E-03	184-306
CH ₂ F ₂	Difluoromethane	152.2	53.74	0.19428E+03	-0.12939E+01	0.24280E-02	152-224
CH ₂ I ₂	Diiodomethane	298.2	5.32				
CH ₂ O ₂	Formic acid	298.2	51.1	0.14040E+03	-0.24673E+00	-0.17151E-03	287-358
CH ₃ Br	Bromomethane	275.7	9.71	0.40580E+02	-0.18418E+00	0.26219E-03	195-276
CH ₃ Cl	Chloromethane	295.2	10.0	0.42775E+02	-0.16175E+00	0.17108E-03	190-392
CH ₃ ClO ₂ S	Methanesulfonyl chloride	293.2	34.0	0.10384E+03	-0.33838E+00	0.34156E-03	293-373
CH ₃ DO	Methan- <i>d</i> ₁ -ol	297.5	31.68	0.20839E+03	-0.10318E+01	0.14740E-02	176-298
CH ₃ F	Fluoromethane	131.0	51.0	0.11338E+03	-0.63979E+00	0.96983E-03	150-299
CH ₃ I	Iodomethane	293.2	6.97	0.24264E+02	-0.93914E-01	0.11926E-03	223-303
CH ₃ NO	Formamide	293.2	111.0	0.26076E+03	-0.61145E+00	0.34296E-03	278-333
CH ₃ NO ₂	Nitromethane	293.2	37.27	0.11227E+03	-0.35591E+00	0.34206E-03	288-343
CH ₃ NO ₂	Methyl nitrite	200.0	20.77	0.11071E+03	-0.73428E+00	0.14054E-02	110-260
CH ₃ NO ₃	Methyl nitrate	293.2	23.9				
CH ₄	Methane	91.0	1.6761	0.15996E+01	0.27434E-02	-0.22086E-04	91-184
CH ₄ O	Methanol	293.2	33.0	0.19341E+03	-0.92211E+00	0.12839E-02	177-293
CH ₅ N	Methylamine	215.2	16.7	0.34398E+02	-0.73630E-01	-0.41279E-04	198-258
CN ₄ O ₈	Tetranitromethane	293.2	2.317				
COS	Carbon oxysulfide	185.0	4.47	0.84702E+01	-0.21488E-01		143-185
COSe	Carbon oxyselenide	283.2	3.47	0.48740E+01	-0.49425E-02		219-283
CO ₂	Carbon dioxide	295.0	1.4492	0.79062E+00	0.10639E-01	-0.28510E-04	220-300
CS ₂	Carbon disulfide	293.2	2.6320	0.45024E+01	-0.12054E-01	0.19147E-04	154-319
C ₂ Br ₂ F ₄	1,2-Dibromotetrafluoroethane	298.2	2.34				
C ₂ Cl ₂ F ₄	1,2-Dichlorotetrafluoroethane	273.2	2.4842	0.36663E+01	-0.42271E-02	-0.36255E-06	193-273
C ₂ Cl ₂ O ₂	Oxalyl chloride	294.35	3.470				
C ₂ Cl ₃ N	Trichloroacetonitrile	292.2	7.85				
C ₂ Cl ₄	Tetrachloroethylene	303.2	2.268				
C ₂ Cl ₄ F ₂	1,1,2,2-Tetrachloro-1,2-difluoroethane	308.2	2.52				
C ₂ HBr ₃ O	Tribromoacetaldehyde	293.2	7.6				
C ₂ HCl ₃	Trichloroethylene	301.5	3.390	0.58319E+01	-0.80828E-02		302-338
C ₂ HCl ₃ F ₂	1,2,2-Trichloro-1,1-difluoroethane	303.2	4.01	0.75423E+01	-0.11667E-01		303-333
C ₂ HCl ₃ O	Trichloroacetaldehyde	298.2	6.8				
C ₂ HCl ₃ O ₂	Trichloroacetic acid	333.2	4.34	0.13412E+01	0.90000E-02	-0.24130E-14	333-393
C ₂ HCl ₅	Pentachloroethane	298.2	3.716	0.65972E+01	-0.96800E-02		298-338
C ₂ HF ₃ O ₂	Trifluoroacetic acid	293.2	8.42	0.21652E+02	-0.68146E-01	0.78571E-04	263-323
C ₂ H ₂	Acetylene	195.0	2.4841				
C ₂ H ₂ Br ₂	<i>cis</i> -1,2-Dibromoethylene	298.2	7.08				
C ₂ H ₂ Br ₂	<i>trans</i> -1,2-Dibromoethylene	298.2	2.88				
C ₂ H ₂ Br ₄	1,1,2,2-Tetrabromoethane	303.2	6.72	0.16246E+02	-0.31500E-01		303-333
C ₂ H ₂ Cl ₂	1,1-Dichloroethylene	293.2	4.60				
C ₂ H ₂ Cl ₂	<i>cis</i> -1,2-Dichloroethylene	298.2	9.20				
C ₂ H ₂ Cl ₂	<i>trans</i> -1,2-Dichloroethylene	293.2	2.14				
C ₂ H ₂ Cl ₂ O ₂	Dichloroacetic acid	293.2	8.33	0.11014E+02	-0.10859E-01	0.49242E-05	284-363
C ₂ H ₂ Cl ₄	1,1,1,2-Tetrachloroethane	207.2	9.22	0.19606E+02	-0.49847E-01		207-233
C ₂ H ₂ Cl ₄	1,1,2,2-Tetrachloroethane	293.2	8.50				
C ₂ H ₂ I ₂	<i>cis</i> -1,2-Diiodoethylene	345.65	4.46				
C ₂ H ₃ ClO	Acetyl chloride	295.2	15.8				
C ₂ H ₃ ClO ₂	Chloroacetic acid	338.2	12.35	0.17310E+02	-0.14674E-01		338-393
C ₂ H ₃ Cl ₂ NO ₂	1,1-Dichloro-1-nitroethane	303.2	16.3	0.37576E+02	-0.70400E-01		303-333
C ₂ H ₃ Cl ₃	1,1,1-Trichloroethane	293.2	7.243	0.27705E+02	-0.10621E+00	0.12424E-03	258-318
C ₂ H ₃ Cl ₃	1,1,2-Trichloroethane	298.2	7.1937	0.17147E+02	-0.33371E-01		288-318
C ₂ H ₃ F ₃ O	2,2,2-Trifluoroethanol	293.2	27.68	0.90593E+02	-0.21421E+00		293-318
C ₂ H ₃ N	Acetonitrile	293.2	36.64	0.29724E+03	-0.15508E+01	0.22591E-02	288-333
C ₂ H ₃ NO	Methyl isocyanate	288.7	21.75				
C ₂ H ₄	Ethylene	270.0	1.4833	0.13546E+01	0.62614E-02	-0.21374E-04	200-270
C ₂ H ₄ BrCl	1-Bromo-2-chloroethane	283.2	7.41	0.19493E+02	-0.59054E-01	0.58036E-04	263-363
C ₂ H ₄ Br ₂	1,2-Dibromoethane	293.2	4.9612	0.67142E+01	-0.59800E-02		293-313
C ₂ H ₄ Cl ₂	1,1-Dichloroethane	298.2	10.10	0.24429E+02	-0.48000E-01		288-318

Mol. form.	Name	T/K	ϵ_r	<i>a</i>	<i>b</i>	<i>c</i>	Range/K
C ₂ H ₄ Cl ₂	1,2-Dichloroethane	293.2	10.42	0.24404E+02	-0.47892E-01		293-343
C ₂ H ₄ Cl ₂ O	Bis(chloromethyl) ether	293.2	3.51				
C ₂ H ₄ N ₂ O ₆	Ethylene glycol dinitrate	293.2	28.26				
C ₂ H ₄ O	Acetaldehyde	291.2	21.0				
C ₂ H ₄ O	Ethylene oxide	293.2	12.42	0.52661E+02	-0.21337E+00	0.25947E-03	293-243
C ₂ H ₄ OS	Thioacetic acid	298.2	14.30				
C ₂ H ₄ O ₂	Acetic acid	293.2	6.20	-0.15731E+02	0.12662E+00	-0.17738E-03	293-363
C ₂ H ₄ O ₂	Methyl formate	288.2	9.20	0.19699E+02	-0.36429E-01		288-302
C ₂ H ₄ O ₃ S	Ethylene glycol sulfite	298.2	39.6	0.85483E+02	-0.15400E+00		298-328
C ₂ H ₅ Br	Bromoethane	298.2	9.01	0.28473E+02	-0.85495E-01	0.67971E-04	243-308
C ₂ H ₅ Cl	Chloroethane	293.2	9.45	0.60693E+02	-0.31290E+00	0.47154E-03	237-293
C ₂ H ₅ ClO	2-Chloroethanol	293.2	25.80	0.11155E+03	-0.30149E+00		140-175
C ₂ H ₅ I	Iodoethane	293.2	7.82	0.25598E+02	-0.94367E-01	0.11424E-03	183-343
C ₂ H ₅ N	Ethyleneimine	298.2	18.3	0.61405E+02	-0.14474E+00		273-298
C ₂ H ₅ NO	Acetamide	363.7	67.6	-0.20055E+03	0.15515E+01	-0.22392E-02	364-448
C ₂ H ₅ NO	N-Methylformamide	293.2	189.0	0.10383E+04	-0.43165E+01	0.48398E-02	276-353
C ₂ H ₅ NO	Acetaldoxime	298.2	4.70				
C ₂ H ₅ NO ₂	Nitroethane	288.2	29.11	0.57406E+02	-0.97657E-01		276-333
C ₂ H ₅ NO ₂	Methyl carbamate	328.2	18.48	0.36773E+02	-0.55700E-01		328-368
C ₂ H ₅ NO ₃	Ethyl nitrate	293.2	19.7				
C ₂ H ₆	Ethane	95.0	1.9356	0.20185E+01	-0.51493E-03	-0.48148E-05	95-295
C ₂ H ₆ O	Ethanol	293.2	25.3	0.15145E+03	-0.87020E+00	0.19570E-02	163-523
C ₂ H ₆ O	Dimethyl ether	258.0	6.18	0.22389E+02	-0.86524E-01	0.91291E-04	155-258
C ₂ H ₆ OS	Dimethyl sulfoxide	293.2	47.24	0.38478E+02	0.16939E+00	-0.47423E-03	288-343
C ₂ H ₆ O ₂	Ethylene glycol	293.2	41.4	0.14355E+03	-0.48573E+00	0.46703E-03	293-423
C ₂ H ₆ O ₂ S	Dimethyl sulfone	383.2	47.39	0.10830E+03	-0.15900E+00		383-398
C ₂ H ₆ O ₄ S	Dimethyl sulfate	298.2	55.0				
C ₂ H ₆ S	Ethanethiol	298.2	6.667				
C ₂ H ₆ S	Dimethyl sulfide	294.2	6.70				
C ₂ H ₆ S ₂	1,2-Ethanedithiol	293.2	7.26	0.11228E+02	-0.13500E-01		293-333
C ₂ H ₆ S ₂	Dimethyl disulfide	298.2	9.6	0.19109E+02	-0.32000E-01		298-323
C ₂ H ₇ N	Ethylamine	273.2	8.7	0.30163E+02	-0.79000E-01		233-273
C ₂ H ₇ NO	Ethanolamine	293.2	31.94	0.14890E+03	-0.62491E+00	0.77143E-03	253-293
C ₂ H ₈ N ₂	1,2-Ethanediamine	293.2	13.82	0.48922E+02	-0.17021E+00	0.17262E-03	273-333
C ₃ Cl ₆ O	Hexachloroacetone	291.9	3.925	0.76423E+01	-0.15838E-01	0.10618E-04	269-303
C ₃ F ₆ O	Perfluoroacetone	202.2	2.104	0.34809E+01	-0.92883E-02	0.12282E-04	151-238
C ₃ HN	Cyanoacetylene	291.9	72.3	0.91803E+03	-0.49149E+01	0.69104E-02	281-314
C ₃ H ₂ F ₆ O	1,1,1,3,3,3-Hexafluoro-2-propanol	293.2	16.70				
C ₃ H ₃ ClO ₃	4-Chloro-1,3-dioxolan-2-one	313.2	62.0				
C ₃ H ₃ N	Acrylonitrile	293.2	33.0	0.11109E+03	-0.36806E+00	0.34879E-03	233-413
C ₃ H ₃ NO ₂	Cyanoacetic acid	277.2	33.4				
C ₃ H ₄	Allene	269.0	2.025	0.26049E+01	-0.44147E-03	-0.63420E-05	156-269
C ₃ H ₄	Propyne	246.0	3.218	0.60871E+01	-0.11730E-01		185-246
C ₃ H ₄ ClF ₃	3-Chloro-1,1,1-trifluoropropane	295.2	7.32	0.22361E+02	-0.68840E-01	0.60594E-04	275-313
C ₃ H ₄ ClNO	2-Chloroethyl isocyanate	288.2	29.1	0.64311E+02	-0.12217E+00		288-403
C ₃ H ₄ Cl ₂ O	1,1-Dichloroacetone	293.2	14.6				
C ₃ H ₄ F ₄ O	2,2,3,3-Tetrafluoro-1-propanol	298.2	21.03				
C ₃ H ₄ O	Propargyl alcohol	293.2	20.8	0.99895E+02	-0.38911E+00	0.40776E-03	213-293
C ₃ H ₄ O ₃	Ethylene carbonate	313.2	89.78	0.20746E+03	-0.37610E+00		313-343
C ₃ H ₅ Br	3-Bromopropene	293.2	7.0				
C ₃ H ₅ BrO ₂	2-Bromopropenoic acid	294.2	11.0				
C ₃ H ₅ Br ₃	1,2,3-Tribromopropene	303.2	6.00	0.11024E+02	-0.16596E-01		303-358
C ₃ H ₅ Cl	2-Chloropropene	299.25	8.92				
C ₃ H ₅ Cl	3-Chloropropene	293.2	8.2				
C ₃ H ₅ ClN ₂ O ₆	3-Chloro-1,2-propanediol dinitrate	293.2	17.50				
C ₃ H ₅ ClO	Epichlorohydrin	293.2	22.6				
C ₃ H ₅ ClO ₂	Ethyl chloroformate	308.7	9.736	0.15356E+02	-0.18250E-01		309-349
C ₃ H ₅ ClO ₂	Methyl chloroacetate	293.2	12.0				
C ₃ H ₅ Cl ₃	1,2,3-Trichloropropane	293.2	7.5				
C ₃ H ₅ I	3-Iodopropene	292.2	6.1				
C ₃ H ₅ N	Propanenitrile	293.2	29.7	0.82222E+02	-0.22937E+00	0.17424E-03	213-473
C ₃ H ₅ NO	Ethyl isocyanate	293.2	19.7				
C ₃ H ₅ NS	Ethyl isothiocyanate	293.2	19.6				

Mol. form.	Name	T/K	ϵ_r	<i>a</i>	<i>b</i>	<i>c</i>	Range/K
C ₃ H ₅ N ₃ O ₉	Trinitroglycerol	293.2	19.25				
C ₃ H ₆	Propene	220.0	2.1365	0.29623E+01	-0.37564E-02		220-250
C ₃ H ₆ Br ₂	1,2-Dibromopropane	283.2	4.60	0.54973E+01	-0.31695E-02		283-333
C ₃ H ₆ Br ₂	1,3-Dibromopropane	293.2	9.482	0.29193E+02	-0.94450E-01	0.92800E-04	293-368
C ₃ H ₆ ClNO ₂	2-Chloro-2-nitropropane	250.4	31.90				
C ₃ H ₆ Cl ₂	1,2-Dichloropropane	293.2	8.37	0.18915E+02	-0.35907E-01		281-323
C ₃ H ₆ Cl ₂	1,3-Dichloropropane	303.2	10.27	0.21609E+02	-0.37333E-01		303-333
C ₃ H ₆ Cl ₂	2,2-Dichloropropane	293.2	11.37	0.32421E+02	-0.72188E-01		245-293
C ₃ H ₆ N ₂ O ₄	2,2-Dinitropropane	325.1	42.4				
C ₃ H ₆ O	Allyl alcohol	293.2	19.7	0.62714E+02	-0.14771E+00	0.37879E-05	213-303
C ₃ H ₆ O	Propanal	290.2	18.5				
C ₃ H ₆ O	Acetone	293.2	21.01	0.88157E+02	-0.34300E+00	0.38925E-03	273-323
C ₃ H ₆ O ₂	Propanoic acid	298.2	3.44	0.18793E+01	0.46841E-02	0.19983E-05	289-408
C ₃ H ₆ O ₂	Ethyl formate	288.2	8.57	0.15884E+02	-0.25333E-01		288-318
C ₃ H ₆ O ₂	Methyl acetate	288.2	7.07	0.13190E+02	-0.21226E-01		276-318
C ₃ H ₆ O ₃	3-Hydroxypropanoic acid	296.2	30.0				
C ₃ H ₆ O ₃	Dimethyl carbonate	298.2	3.087				
C ₃ H ₆ O ₃	1,3,5-Trioxane	338.2	15.55				
C ₃ H ₇ Br	1-Bromopropane	293.2	8.09	0.17769E+02	-0.32599E-01		274-328
C ₃ H ₇ Br	2-Bromopropane	293.2	9.46	0.26195E+02	-0.72995E-01	0.55454E-04	186-328
C ₃ H ₇ Cl	1-Chloropropane	293.2	8.588	0.21214E+02	-0.43130E-01		273-313
C ₃ H ₇ ClO	3-Chloro-1-propanol	215.2	36.0	0.12436E+03	-0.60841E+00	0.92060E-03	145-215
C ₃ H ₇ ClO	1-Chloro-2-propanol	153.2	59.0	-0.19169E+02	0.13605E+01	-0.55567E-02	153-177
C ₃ H ₇ ClO ₂	3-Chloro-1,2-propanediol	293.2	31.0				
C ₃ H ₇ I	1-Iodopropane	293.2	7.07	0.13744E+02	-0.22745E-01		293-323
C ₃ H ₇ I	2-Iodopropane	298.2	8.19				
C ₃ H ₇ NO	<i>N</i> -Ethylformamide	298.2	102.7	0.64764E+03	-0.28499E+01	0.34286E-02	298-338
C ₃ H ₇ NO	<i>N,N</i> -Dimethylformamide	293.2	38.25	0.15364E+03	-0.60367E+00	0.71505E-03	213-353
C ₃ H ₇ NO	<i>N</i> -Methylacetamide	303.2	179.0	0.15975E+04	-0.90451E+01	0.18345E-01	303-473
C ₃ H ₇ NO ₂	1-Nitropropane	288.2	24.70	0.94999E+02	-0.38358E+00	0.48480E-03	276-333
C ₃ H ₇ NO ₂	2-Nitropropane	288.2	26.74	0.60138E+02	-0.11566E+00		276-303
C ₃ H ₇ NO ₂	Propyl nitrite	250.0	12.35	0.70552E+02	-0.40362E+00	0.66687E-03	110-310
C ₃ H ₇ NO ₂	Isopropyl nitrite	260.0	13.92	0.74578E+02	-0.38283E+00	0.57071E-03	150-300
C ₃ H ₇ NO ₂	Ethyl carbamate	328.2	14.14	0.32431E+02	-0.65097E-01	0.28571E-04	328-368
C ₃ H ₈	Propane	293.19	1.6678	0.22883E+01	-0.23276E-02	0.84710E-06	90-300
C ₃ H ₈ O	1-Propanol	293.2	20.8	0.98045E+02	-0.36860E+00	0.36422E-03	193-493
C ₃ H ₈ O	2-Propanol	293.2	20.18	0.10416E+03	-0.41011E+00	0.42049E-03	193-493
C ₃ H ₈ O ₂	1,2-Propylene glycol	303.2	27.5	0.24546E+03	-0.15738E+01	0.38068E-02	193-403
C ₃ H ₈ O ₂	1,3-Propylene glycol	293.2	35.1	0.11365E+03	-0.36680E+00	0.33766E-03	288-328
C ₃ H ₈ O ₂	Ethylene glycol monomethyl ether	298.2	17.2	0.11803E+03	-0.58000E+00	0.81001E-03	254-318
C ₃ H ₈ O ₂	Dimethoxymethane	293.2	2.644	0.25877E+01	-0.93019E-03	0.38472E-05	171-293
C ₃ H ₈ O ₃	Glycerol	293.2	46.53	0.77503E+02	-0.37984E-01	-0.23107E-03	288-343
C ₃ H ₈ S	1-Propanethiol	288.2	5.937	0.11602E+02	-0.19580E-01		273-318
C ₃ H ₈ S	2-Propanethiol	298.2	5.952				
C ₃ H ₈ S ₂	1,2-Propanedithiol	293.2	7.24	0.14667E+02	-0.32660E-01	0.25000E-04	293-333
C ₃ H ₈ S ₂	1,3-Propanedithiol	303.2	8.11	0.66607E+01	0.31310E-01	-0.87500E-04	303-343
C ₃ H ₉ BO ₃	Trimethyl borate	293.2	2.2762				
C ₃ H ₉ ClSi	Trimethylchlorosilane	273.2	10.21	-0.19492E+02	0.29806E+00	-0.69284E-03	223-273
C ₃ H ₉ N	Propylamine	296.2	5.08	0.17719E+02	-0.59022E-01	0.54780E-04	204-296
C ₃ H ₉ N	Isopropylamine	293.2	5.6268	0.40429E+02	-0.21441E+00	0.32634E-03	213-298
C ₃ H ₉ N	Trimethylamine	298.2	2.440	0.39745E+01	-0.51331E-02		273-298
C ₃ H ₉ O ₄ P	Trimethyl phosphate	293.2	20.6				
C ₄ Cl ₆	Hexachloro-1,3-butadiene	293.2	2.55				
C ₄ Cl ₆ O ₃	Trichloroacetic anhydride	298.2	5.0				
C ₄ F ₆ O ₃	Trifluoroacetic acid anhydride	298.2	2.7				
C ₄ H ₂ Cl ₄ O ₃	Dichloroacetic anhydride	298.2	15.8				
C ₄ H ₂ O ₃	Maleic anhydride	326.2	52.75				
C ₄ H ₃ F ₇ O	2,2,3,3,4,4,4-Heptafluoro-1-butanol	298.2	14.4				
C ₄ H ₄ N ₂	Succinonitrile	298.2	62.6	0.17724E+03	-0.54654E+00	0.54046E-03	236-351
C ₄ H ₄ N ₂	Pyrazine	323.2	2.80				
C ₄ H ₄ O	Furan	277.1	2.88	0.13636E+01	0.12864E-01	-0.22701E-04	188-277
C ₄ H ₄ S	Thiophene	293.2	2.739	0.32941E+01	-0.19019E-02		253-293
C ₄ H ₅ Cl	2-Chloro-1,3-butadiene	293.2	4.914				

Mol. form.	Name	T/K	ϵ_r	<i>a</i>	<i>b</i>	<i>c</i>	Range/K
C ₄ H ₅ Cl ₃ O ₂	Ethyl trichloroacetate	293.2	8.428				
C ₄ H ₅ N	Pyrrrole	293.0	8.00	0.12672E+02	-0.14075E-01	-0.62671E-05	293-357
C ₄ H ₅ NO	Allyl isocyanate	288.2	15.15	0.34299E+02	-0.66444E-01		288-333
C ₄ H ₆	1,3-Butadiene	265.0	2.050	0.27674E+01	-0.26738E-02		185-265
C ₄ H ₆ O	Divinyl ether	288.2	3.94				
C ₄ H ₆ O	Ethoxyacetylene	298.2	8.05				
C ₄ H ₆ O	Cyclobutanone	298.2	14.27	0.43974E+02	-0.15712E+00	0.19264E-03	220-317
C ₄ H ₆ O ₂	Methyl acrylate	303.2	7.03	0.11968E+02	-0.16500E-01		303-333
C ₄ H ₆ O ₂	2,3-Butanedione	298.2	4.04	0.46907E+01	-0.22302E-02		278-348
C ₄ H ₆ O ₂	γ -Butyrolactone	293.2	39.0				
C ₄ H ₆ O ₃	Acetic anhydride	293.2	22.45				
C ₄ H ₆ O ₃	Propylene carbonate	293.0	66.14	0.15940E+03	-0.39530E+00	0.26284E-03	273-333
C ₄ H ₇ Br	<i>cis</i> -2-Bromo-2-butene	293.2	5.38				
C ₄ H ₇ Br	<i>trans</i> -2-Bromo-2-butene	293.2	6.76				
C ₄ H ₇ BrO ₂	2-Bromobutanoic acid	293.2	7.2				
C ₄ H ₇ BrO ₂	Ethyl bromoacetate	303.2	9.75	0.15627E+02	-0.19600E-01		303-333
C ₄ H ₇ BrO ₂	Methyl 3-bromopropanoate	303.2	5.81	0.36001E+01	0.72500E-02		303-343
C ₄ H ₇ ClO ₂	Propyl chlorocarbonate	293.2	11.2				
C ₄ H ₇ ClO ₂	Methyl 2-chloropropanoate	303.2	11.45	0.22449E+02	-0.36250E-01		303-343
C ₄ H ₇ N	Butanenitrile	293.2	24.83	0.53884E+02	-0.99257E-01		293-333
C ₄ H ₇ N	2-Methylpropanenitrile	293.2	24.42	0.52554E+02	-0.96000E-01		293-313
C ₄ H ₇ NO	2-Pyrrolidone	298.2	28.18	0.11054E+03	-0.47945E+00	0.68182E-03	298-338
C ₄ H ₈	1-Butene	220.0	2.2195	0.29354E+01	-0.32580E-02		220-250
C ₄ H ₈	<i>cis</i> -2-Butene	296.0	1.960	0.28802E+01	-0.31064E-02		197-296
C ₄ H ₈	Isobutene	288.7	2.1225	0.33701E+01	-0.43295E-02		220-289
C ₄ H ₈ Br ₂	1,2-Dibromobutane	293.2	4.74	0.11199E+03	-0.63334E+00	0.91250E-03	293-333
C ₄ H ₈ Br ₂	1,3-Dibromobutane	293.2	9.14	0.34031E+02	-0.13254E+00	0.16250E-03	293-333
C ₄ H ₈ Br ₂	1,4-Dibromobutane	303.2	8.68	0.20944E+02	-0.55620E-01	0.50000E-04	303-333
C ₄ H ₈ Br ₂	2,3-Dibromobutane	298.2	6.245	0.23849E+02	-0.96300E-01	0.12500E-03	293-333
C ₄ H ₈ Br ₂	1,2-Dibromo-2-methylpropane	293.2	4.1				
C ₄ H ₈ Cl ₂	1,2-Dichlorobutane	293.2	7.74	0.31925E+02	-0.13232E+00	0.17007E-03	293-356
C ₄ H ₈ Cl ₂	1,4-Dichlorobutane	308.2	9.30	0.59766E+01	0.49300E-01	-0.12500E-03	308-338
C ₄ H ₈ Cl ₂	1,2-Dichloro-2-methylpropane	296.0	7.15	0.39429E+02	-0.20028E+00	0.30917E-03	165-296
C ₄ H ₈ Cl ₂ O	Bis(2-chloroethyl) ether	293.2	21.20				
C ₄ H ₈ O	Butanal	298.2	13.45				
C ₄ H ₈ O	2-Butanone	293.2	18.56	0.15457E+02	0.90152E-01	-0.27100E-03	293-333
C ₄ H ₈ O	Tetrahydrofuran	295.2	7.52	0.30739E+02	-0.12946E+00	0.17195E-03	224-295
C ₄ H ₈ O ₂	Butanoic acid	287.2	2.98	0.15010E+01	0.50046E-02		287-403
C ₄ H ₈ O ₂	2-Methylpropanoic acid	293.2	2.58				
C ₄ H ₈ O ₂	Propyl formate	303.2	6.92				
C ₄ H ₈ O ₂	Ethyl acetate	293.2	6.0814	0.15646E+02	-0.44066E-01	0.39137E-04	293-433
C ₄ H ₈ O ₂	Methyl propanoate	293.2	6.200	0.12798E+02	-0.22540E-01		293-333
C ₄ H ₈ O ₂	1,4-Dioxane	293.2	2.2189	0.27299E+01	-0.17440E-02		293-313
C ₄ H ₈ O ₃	2-Hydroxybutanoic acid	296.2	37.7				
C ₄ H ₈ O ₃	3-Hydroxybutanoic acid	296.2	31.5				
C ₄ H ₈ O ₃	Ethyl methyl carbonate	293.2	2.985				
C ₄ H ₈ O ₃	Ethylene glycol monoacetate	303.2	12.95				
C ₄ H ₉ Br	1-Bromobutane	283.2	7.315	0.22542E+02	-0.79306E-01	0.89867E-04	183-363
C ₄ H ₉ Br	2-Bromobutane	298.2	8.64	0.18461E+02	-0.32933E-01		274-328
C ₄ H ₉ Br	1-Bromo-2-methylpropane	273.2	7.70	0.37558E+02	-0.20571E+00	0.35496E-03	112-273
C ₄ H ₉ Br	2-Bromo-2-methylpropane	293.0	10.98	0.35085E+02	-0.14075E+00	0.19960E-03	258-293
C ₄ H ₉ Cl	1-Chlorobutane	293.2	7.276	0.13565E+02	-0.10161E-01	-0.38750E-04	273-323
C ₄ H ₉ Cl	2-Chlorobutane	293.2	8.564	0.30376E+02	-0.11377E+00	0.13429E-03	273-323
C ₄ H ₉ Cl	1-Chloro-2-methylpropane	293.2	7.027	0.14945E+02	-0.33747E-01	0.23036E-04	273-323
C ₄ H ₉ Cl	2-Chloro-2-methylpropane	293.2	9.663	0.35077E+02	-0.12867E+00	0.14304E-03	273-323
C ₄ H ₉ I	1-Iodobutane	293.2	6.27	0.16493E+02	-0.50262E-01	0.52485E-04	293-323
C ₄ H ₉ I	2-Iodobutane	293.2	7.873	0.10883E+02	-0.14680E-02	-0.30000E-04	293-323
C ₄ H ₉ I	2-Iodo-2-methylpropane	283.2	6.65	0.76780E+01	0.69900E-02	-0.37500E-04	283-323
C ₄ H ₉ N	Pyrrrolidine	293.0	8.30	0.38191E+02	-0.15462E+00	0.17941E-03	274-333
C ₄ H ₉ NO	<i>N</i> -Methylpropanamide	293.2	170.0				
C ₄ H ₉ NO	<i>N</i> -Ethylacetamide	293.2	135.0	0.74494E+03	-0.31400E+01	0.36131E-02	213-353
C ₄ H ₉ NO	<i>N,N</i> -Dimethylacetamide	294.2	38.85	0.15420E+03	-0.57506E+00	0.61911E-03	294-433
C ₄ H ₉ NO	2-Butanone oxime	293.2	3.4				

Mol. form.	Name	T/K	ϵ_r	<i>a</i>	<i>b</i>	<i>c</i>	Range/K
C ₄ H ₉ NO	Morpholine	298.2	7.42				
C ₄ H ₉ NO ₂	<i>tert</i> -Butyl nitrite	298.2	11.47				
C ₄ H ₉ NO ₂	Propyl carbamate	338.2	12.06	0.24356E+02	-0.36400E-01		338-378
C ₄ H ₉ NO ₂	Ethyl- <i>N</i> -methyl carbamate	298.2	21.10	0.11477E+03	-0.47568E+00	0.54127E-03	298-373
C ₄ H ₉ NO ₂	<i>N</i> -Acetyethanolamine	298.2	96.6	0.37016E+03	-0.13113E+01	0.13214E-02	298-348
C ₄ H ₉ NO ₃	Butyl nitrate	293.2	13.10				
C ₄ H ₁₀	Butane	295.0	1.7697	0.22379E+01	-0.13884E-02	-0.66711E-06	135-303
C ₄ H ₁₀	Isobutane	295.0	1.7518	0.23295E+01	-0.19953E-02	0.14197E-06	115-303
C ₄ H ₁₀ O	1-Butanol	293.2	17.84	0.10578E+03	-0.50587E+00	0.84733E-03	193-553
C ₄ H ₁₀ O	2-Butanol	293.2	17.26	0.13850E+03	-0.75146E+00	0.14086E-02	172-533
C ₄ H ₁₀ O	2-Methyl-1-propanol	293.2	17.93	0.10762E+03	-0.51398E+00	0.83702E-03	173-533
C ₄ H ₁₀ O	2-Methyl-2-propanol	298.2	12.47	0.22541E+03	-0.14990E+01	0.34050E-02	298-503
C ₄ H ₁₀ O	Diethyl ether	293.2	4.2666	0.79725E+01	-0.12519E-01		283-301
C ₄ H ₁₀ O ₂	1,2-Butanediol	298.2	22.4	0.63702E+02	-0.13807E+00		278-323
C ₄ H ₁₀ O ₂	1,3-Butanediol	298.2	28.8	0.72883E+02	-0.14770E+00		278-323
C ₄ H ₁₀ O ₂	1,4-Butanediol	298.2	31.9	0.13079E+03	-0.46985E+00	0.46320E-03	288-328
C ₄ H ₁₀ O ₂	Ethylene glycol monoethyl ether	298.2	13.38				
C ₄ H ₁₀ O ₂	Ethylene glycol dimethyl ether	296.7	7.30	0.48832E+02	-0.24218E+00	0.34413E-03	256-318
C ₄ H ₁₀ O ₂ S	Bis(2-hydroxyethyl) sulfide	293.2	28.61	0.13128E+03	-0.52719E+00	0.60465E-03	253-333
C ₄ H ₁₀ O ₃	Diethylene glycol	293.2	31.82	0.13973E+03	-0.54725E+00	0.61149E-03	288-343
C ₄ H ₁₀ O ₃ S	Diethyl sulfite	293.2	15.6				
C ₄ H ₁₀ O ₄	1,2,3,4-Butanetetrol	393.2	28.2				
C ₄ H ₁₀ O ₄ S	Diethyl sulfate	293.2	29.2				
C ₄ H ₁₀ S	1-Butanethiol	288.2	5.204	0.11201E+02	-0.20767E-01		273-318
C ₄ H ₁₀ S	2-Butanethiol	288.2	5.645	0.10866E+02	-0.17993E-01		273-318
C ₄ H ₁₀ S	2-Methyl-1-propanethiol	298.2	4.961				
C ₄ H ₁₀ S	2-Methyl-2-propanethiol	293.2	5.475	0.10597E+02	-0.17500E-01		283-313
C ₄ H ₁₀ S	Diethyl sulfide	298.2	5.723				
C ₄ H ₁₁ N	Butylamine	293.2	4.71	0.13322E+02	-0.44176E-01	0.50250E-04	223-333
C ₄ H ₁₁ N	Diethylamine	293.2	3.680	0.26462E+02	-0.13750E+00	0.20373E-03	243-323
C ₄ H ₁₁ NO ₂	Diethanolamine	293.2	25.75	0.73435E+02	-0.21377E+00	0.17500E-03	273-323
C ₄ H ₁₂ O ₂ Si	Dimethoxydimethylsilane	298.2	3.663				
C ₄ H ₁₂ O ₃ Si	Trimethoxymethylsilane	298.2	4.9				
C ₄ H ₁₂ O ₄ Si	Tetramethyl silicate	293.2	6.0				
C ₄ H ₁₂ Si	Diethylsilane	293.2	2.544				
C ₄ H ₁₂ Si	Tetramethylsilane	293.2	1.921				
C ₄ H ₁₃ N ₃	Diethylenetriamine	293.2	12.62	0.57840E+02	-0.23873E+00	0.28841E-03	213-333
C ₅ FeO ₅	Iron pentacarbonyl	293.2	2.602				
C ₅ H ₄ BrN	2-Bromopyridine	298.2	23.18	0.73391E+02	-0.23678E+00	0.22930E-03	298-398
C ₅ H ₄ ClN	2-Chloropyridine	298.2	27.32	0.98702E+02	-0.34237E+00	0.34502E-03	298-398
C ₅ H ₄ F ₈ O	2,2,3,3,4,4,5,5-Octafluoro-1-pentanol	298.2	15.30				
C ₅ H ₄ O ₂	Furfural	293.2	42.1				
C ₅ H ₅ N	Pyridine	293.2	13.260	0.43991E+02	-0.15150E+00	0.15925E-03	293-323
C ₅ H ₅ NO	Pyridine-1-oxide	343.0	35.94	0.20878E+02	0.16450E+00	-0.35269E-03	343-398
C ₅ H ₆ O	2-Methylfuran	293.2	2.76				
C ₅ H ₆ O ₂	Furfuryl alcohol	298.2	16.85				
C ₅ H ₇ Cl ₃ O ₂	Propyl trichloroacetate	298.2	8.32				
C ₅ H ₇ NO ₂	Ethyl cyanoacetate	263.2	31.62				
C ₅ H ₈	1,3-Pentadiene*	298.2	2.319				
C ₅ H ₈	1,4-Pentadiene	294.0	2.054	0.29994E+01	-0.34578E-02	0.85300E-06	178-294
C ₅ H ₈	2-Methyl-1,3-butadiene	293.2	2.098	0.28170E+01	-0.23147E-02	-0.43975E-06	198-293
C ₅ H ₈	Cyclopentene	295.0	2.083	0.28177E+01	-0.27597E-02	0.89346E-06	171-319
C ₅ H ₈ O	Cyclopentanone	298.2	13.58	0.24083E+02	-0.30286E-01	-0.16802E-04	219-298
C ₅ H ₈ O ₂	Ethyl acrylate	303.2	6.05	0.47827E+02	-0.24394E+00	0.35000E-03	303-343
C ₅ H ₈ O ₂	Methyl <i>trans</i> -2-butenate	293.2	6.6645				
C ₅ H ₈ O ₂	Methyl methacrylate	303.2	6.32	0.32098E+02	-0.14568E+00	0.20000E-03	303-343
C ₅ H ₈ O ₂	2,4-Pentanedione	303.2	26.524				
C ₅ H ₈ O ₄	Dimethyl malonate	293.2	9.82	0.26470E+02	-0.76656E-01	0.67888E-04	293-433
C ₅ H ₉ BrO ₂	Ethyl 2-bromopropanoate	293.2	9.4				
C ₅ H ₉ ClO ₂	Isobutyl chlorocarbonate	293.2	9.1				
C ₅ H ₉ ClO ₂	Ethyl 2-chloropropanoate	303.2	11.95	0.25965E+02	-0.46250E-01		303-343
C ₅ H ₉ ClO ₃	Ethyl 3-chloropropanoate	303.2	10.19	0.21951E+02	-0.38750E-01		303-343
C ₅ H ₉ ClO ₂	Methyl 4-chlorobutanoate	303.2	9.51	0.17127E+02	-0.25000E-01		303-343

Mol. form.	Name	T/K	ϵ_r	<i>a</i>	<i>b</i>	<i>c</i>	Range/K
C ₅ H ₉ N	Pentanenitrile	293.2	20.04	0.55793E+02	-0.15750E+00	0.12432E-03	183-333
C ₅ H ₉ N	2,2-Dimethylpropanenitrile	293.2	21.1	0.58418E+02	-0.16884E+00	0.14131E-03	293-453
C ₅ H ₉ NO	Isobutyl isocyanate	293.2	11.638	0.38026E+02	-0.12714E+00	0.12679E-03	293-353
C ₅ H ₉ NO	N-Methyl-2-pyrrolidone	293.2	32.55				
C ₅ H ₁₀	1-Pentene	293.2	2.011	-0.11438E+01	0.25420E-01	-0.50000E-04	273-293
C ₅ H ₁₀	2-Methyl-1-butene	293.2	2.180				
C ₅ H ₁₀	2-Methyl-2-butene	296.0	1.979	0.26064E+01	-0.19578E-02	-0.53908E-06	225-296
C ₅ H ₁₀	Cyclopentane	293.2	1.9687	0.24287E+01	-0.15304E-02	-0.13095E-06	278-313
C ₅ H ₁₀	Ethylcyclopropane	293.2	1.933				
C ₅ H ₁₀ Br ₂	1,2-Dibromopentane	298.2	4.39				
C ₅ H ₁₀ Br ₂	1,4-Dibromopentane	293.2	9.05	0.26443E+02	-0.88640E-01	0.10000E-03	293-333
C ₅ H ₁₀ Br ₂	1,5-Dibromopentane	303.2	9.14	0.38192E+02	-0.15648E+00	0.20000E-03	303-333
C ₅ H ₁₀ Cl ₂	1,2-Dichloropentane	293.2	6.89	0.19016E+02	-0.57954E-01	0.56801E-04	293-356
C ₅ H ₁₀ Cl ₂	1,5-Dichloropentane	298.2	9.92				
C ₅ H ₁₀ O	Cyclopentanol	288.2	18.5	0.10565E+03	-0.44244E+00	0.48657E-03	258-323
C ₅ H ₁₀ O	Pentanal	293.2	10.00				
C ₅ H ₁₀ O	2,2-Dimethylpropanal	293.2	9.051	0.18645E+02	-0.32395E-01	-0.16157E-05	280-333
C ₅ H ₁₀ O	2-Pentanone	293.2	15.45	0.40893E+02	-0.10423E+00	0.60557E-04	204-353
C ₅ H ₁₀ O	3-Pentanone	293.2	17.00	0.12690E+02	0.95177E-01	-0.27321E-03	233-353
C ₅ H ₁₀ O	3-Methyl-2-butanone	293.2	10.37	0.30695E+02	-0.10962E+00	0.13810E-03	293-328
C ₅ H ₁₀ O	Tetrahydropyran	293.2	5.66	0.19793E+02	-0.76071E-01	0.94852E-04	234-333
C ₅ H ₁₀ O	2-Methyltetrahydrofuran	298.2	6.97				
C ₅ H ₁₀ O ₂	Pentanoic acid	294.4	2.661	0.33491E+01	-0.75156E-02	0.17820E-04	250-344
C ₅ H ₁₀ O ₂	Butyl formate	303.2	6.10	0.21532E+02	-0.84106E-01	0.10952E-03	288-323
C ₅ H ₁₀ O ₂	Isobutyl formate	293.2	6.41				
C ₅ H ₁₀ O ₂	Propyl acetate	293.2	5.62	0.17677E+02	-0.61404E-01	0.69196E-04	253-353
C ₅ H ₁₀ O ₂	Ethyl propanoate	293.2	5.76				
C ₅ H ₁₀ O ₂	Methyl butanoate	301.2	5.48	0.38604E+02	-0.19171E+00	0.27128E-03	301-343
C ₅ H ₁₀ O ₂	Tetrahydrofurfuryl alcohol	303.2	13.48				
C ₅ H ₁₀ O ₂ S	3-Methyl sulfolane	298.2	29.4	0.53158E+02	-0.93730E-01	0.47275E-04	298-398
C ₅ H ₁₀ O ₃	Diethyl carbonate	297.2	2.820				
C ₅ H ₁₀ O ₃	Ethyl lactate	303.2	15.4	0.31225E+02	-0.43531E-01	-0.28571E-04	273-373
C ₅ H ₁₀ O ₄	1,2,3-Propanetriol-1-acetate	242.2	38.57	0.10653E+03	-0.26439E+00	-0.62371E-04	215-242
C ₅ H ₁₁ Br	2-Bromo-2-methylbutane	298.2	9.21				
C ₅ H ₁₁ Br	1-Bromopentane	299.2	6.31	0.20954E+02	-0.78743E-01	0.98908E-04	183-328
C ₅ H ₁₁ Br	3-Bromopentane	298.2	8.37				
C ₅ H ₁₁ Br	1-Bromo-3-methylbutane	291.5	6.33	0.27743E+02	-0.13927E+00	0.22627E-03	123-292
C ₅ H ₁₁ Cl	1-Chloropentane	293.2	6.654	0.18626E+02	-0.54719E-01	0.47143E-04	273-323
C ₅ H ₁₁ Cl	1-Chloro-3-methylbutane	292.0	6.10	0.22228E+02	-0.93189E-01	0.12991E-03	171-297
C ₅ H ₁₁ Cl	2-Chloro-2-methylbutane	222.75	12.31	0.55104E+02	-0.29866E+00	0.47840E-03	201-223
C ₅ H ₁₁ F	1-Fluoropentane	293.2	3.931				
C ₅ H ₁₁ I	1-Iodopentane	293.2	5.78	0.15753E+02	-0.50543E-01	0.56401E-04	293-323
C ₅ H ₁₁ I	3-Iodopentane	293.2	7.432				
C ₅ H ₁₁ I	1-Iodo-3-methylbutane	292.2	5.6				
C ₅ H ₁₁ I	2-Iodo-2-methylbutane	293.2	8.192				
C ₅ H ₁₁ N	Piperidine	293.0	4.33	0.82317E+01	-0.11229E-01	-0.71429E-05	293-333
C ₅ H ₁₁ N	N-Methylpyrrolidine	298.2	32.2				
C ₅ H ₁₁ NO	2,2-Dimethylpropanamide	298.2	20.13	0.10400E+03	-0.46017E+00	0.60000E-03	298-328
C ₅ H ₁₁ NO	N,N-Diethylformamide	293.2	29.6				
C ₅ H ₁₁ NO	2-Pentanone oxime	293.2	3.3				
C ₅ H ₁₁ NO ₂	Pentyl nitrite	298.2	7.21				
C ₅ H ₁₂	Pentane	293.2	1.8371				
C ₅ H ₁₂	Isopentane	293.2	1.845	0.22384E+01	-0.12985E-02	-0.16182E-06	143-293
C ₅ H ₁₂	Neopentane	296.0	1.769	0.10949E+02	-0.63057E-01	0.10835E-03	251-296
C ₅ H ₁₂ N ₂ O	Tetramethylurea	293.2	23.10				
C ₅ H ₁₂ O	1-Pentanol	298.2	15.13	0.73397E+02	-0.28165E+00	0.28427E-03	213-513
C ₅ H ₁₂ O	2-Pentanol	298.2	13.71	0.16437E+03	-0.86506E+00	0.11955E-02	273-323
C ₅ H ₁₂ O	3-Pentanol	298.2	13.35	0.12838E+03	-0.60980E+00	0.75000E-03	288-318
C ₅ H ₁₂ O	2-Methyl-1-butanol	298.2	15.63	0.14020E+02	0.13948E+00	-0.45000E-03	288-318
C ₅ H ₁₂ O	3-Methyl-1-butanol	293.2	15.63	0.79733E+02	-0.31272E+00	0.32014E-03	173-513
C ₅ H ₁₂ O	2-Methyl-2-butanol	298.2	5.78	0.11662E+03	-0.69756E+00	0.10920E-02	268-318
C ₅ H ₁₂ O	3-Methyl-2-butanol	298.2	12.1				
C ₅ H ₁₂ O	2,2-Dimethyl-1-propanol	333.2	8.35	0.92350E+02	-0.41870E+00	0.50000E-03	333-373

Mol. form.	Name	T/K	ϵ_r	<i>a</i>	<i>b</i>	<i>c</i>	Range/K
C ₅ H ₁₂ O ₂	1,2-Pentanediol	296.8	17.31	0.18436E+03	-0.10682E+01	0.17037E-02	197-297
C ₅ H ₁₂ O ₂	1,4-Pentanediol	295.7	26.74	0.13568E+03	-0.59198E+00	0.75398E-03	193-318
C ₅ H ₁₂ O ₂	1,5-Pentanediol	293.2	26.2	0.11858E+03	-0.45920E+00	0.49341E-03	243-343
C ₅ H ₁₂ O ₂	2,3-Pentanediol	296.9	17.37	0.95876E+02	-0.46463E+00	0.67434E-03	238-297
C ₅ H ₁₂ O ₂	2,4-Pentanediol	294.2	24.69	0.11914E+03	-0.52569E+00	0.69607E-03	224-294
C ₅ H ₁₂ O ₂	Diethoxymethane	293.2	2.527	0.25294E+01	0.73988E-04	-0.28331E-06	227-293
C ₅ H ₁₂ O ₄	Tetramethoxymethane	293.2	2.40				
C ₅ H ₁₂ O ₅	Xylitol	293.2	40.0				
C ₅ H ₁₂ S	1-Pentanethiol	293.2	4.847	0.71131E+01	-0.30228E-02	-0.16414E-04	273-333
C ₅ H ₁₂ S	2-Methyl-2-butanethiol	293.2	5.087	0.15116E+02	-0.50700E-01	0.56250E-04	273-333
C ₅ H ₁₂ S ₄	Tetrakis(methylthio)methane	343.2	2.818				
C ₅ H ₁₃ N	Pentylamine	293.2	4.27	0.11274E+02	-0.34965E-01	0.37706E-04	223-353
C ₅ H ₁₃ N ₃	1,1,3,3-Tetramethylguanidine	298.2	11.5				
C ₅ H ₁₄ OSi	Ethoxytrimethylsilane	298.2	3.013				
C ₆ F ₆	Hexafluorobenzene	298.2	2.029	0.24041E+01	-0.83086E-03	-0.14286E-05	298-338
C ₆ F ₁₄	Perfluorohexane	298.2	1.76				
C ₆ H ₃ N ₃ O ₇	2,4,6-Trinitrophenol	294.2	4.0				
C ₆ H ₄ BrF	1-Bromo-2-fluorobenzene	298.2	4.72				
C ₆ H ₄ BrF	1-Bromo-3-fluorobenzene	298.2	4.85				
C ₆ H ₄ BrF	1-Bromo-4-fluorobenzene	298.2	2.60				
C ₆ H ₄ BrNO ₂	1-Bromo-3-nitrobenzene	328.2	20.2	0.81413E+02	-0.27645E+00	0.27367E-03	328-413
C ₆ H ₄ Br ₂	<i>o</i> -Dibromobenzene	293.2	7.86	-0.81849E-02	0.62671E-01	-0.12222E-03	293-353
C ₆ H ₄ Br ₂	<i>m</i> -Dibromobenzene	293.2	4.81	0.93214E+01	-0.20273E-01	0.16667E-04	293-353
C ₆ H ₄ Br ₂	<i>p</i> -Dibromobenzene	368.2	2.57				
C ₆ H ₄ ClF	1-Chloro-2-fluorobenzene	298.2	6.10				
C ₆ H ₄ ClF	1-Chloro-3-fluorobenzene	298.2	4.96				
C ₆ H ₄ ClF	1-Chloro-4-fluorobenzene	298.2	3.34				
C ₆ H ₄ ClNO ₂	1-Chloro-2-nitrobenzene	323.2	37.7	0.16800E+03	-0.59708E+00	0.59957E-03	323-436
C ₆ H ₄ ClNO ₂	1-Chloro-3-nitrobenzene	323.2	20.9	0.77193E+02	-0.25118E+00	0.23798E-03	323-433
C ₆ H ₄ ClNO ₂	1-Chloro-4-nitrobenzene	393.2	8.09				
C ₆ H ₄ Cl ₂	<i>o</i> -Dichlorobenzene	293.2	10.12	0.13629E+02	0.10622E-02	-0.44444E-04	293-353
C ₆ H ₄ Cl ₂	<i>m</i> -Dichlorobenzene	293.2	5.02	0.77565E+01	-0.93333E-02	-0.26880E-14	293-353
C ₆ H ₄ Cl ₂	<i>p</i> -Dichlorobenzene	328.2	2.3943	0.26999E+01	-0.35325E-03	-0.17619E-05	328-363
C ₆ H ₄ FI	1-Fluoro-2-iodobenzene	298.2	8.22				
C ₆ H ₄ FI	1-Fluoro-4-iodobenzene	298.2	3.12				
C ₆ H ₄ F ₂	<i>o</i> -Difluorobenzene	301.2	13.38	0.59107E+02	-0.23611E+00	0.27987E-03	273-323
C ₆ H ₄ F ₂	<i>m</i> -Difluorobenzene	301.2	5.01	0.14448E+02	-0.46982E-01	0.51948E-04	273-323
C ₆ H ₄ I ₂	<i>o</i> -Diiodobenzene	323.2	5.41	0.31150E+02	-0.14428E+00	0.20000E-03	323-353
C ₆ H ₄ I ₂	<i>m</i> -Diiodobenzene	323.2	4.11				
C ₆ H ₄ I ₂	<i>p</i> -Diiodobenzene	393.2	2.88				
C ₆ H ₄ N ₂	2-Pyridinecarbonitrile	303.2	93.77	0.45596E+03	-0.17746E+01	0.19105E-02	303-398
C ₆ H ₄ N ₂	3-Pyridinecarbonitrile	323.2	20.54	0.60484E+02	-0.17280E+00	0.15218E-03	323-398
C ₆ H ₄ N ₂	4-Pyridinecarbonitrile	353.2	5.23	0.12533E+02	-0.30115E-01	0.26674E-04	353-398
C ₆ H ₄ N ₂ O ₄	1,3-Dinitrobenzene	365.2	22.9	0.10406E+03	-0.34133E+00	0.32609E-03	365-413
C ₆ H ₅ Br	Bromobenzene	293.2	5.45	0.94100E+01	-0.12537E-01	-0.31127E-05	234-333
C ₆ H ₅ Cl	Chlorobenzene	293.2	5.6895	0.19471E+02	-0.70786E-01	0.82466E-04	293-430
C ₆ H ₅ ClO	<i>o</i> -Chlorophenol	296.2	7.40	0.29755E+02	-0.11256E+00	0.12390E-03	296-448
C ₆ H ₅ ClO	<i>m</i> -Chlorophenol	293.2	6.255				
C ₆ H ₅ ClO	<i>p</i> -Chlorophenol	314.2	11.18	0.31997E+02	-0.94241E-01	0.88392E-04	314-453
C ₆ H ₅ ClO ₂ S	Benzenesulfonyl chloride	323.2	28.90	0.83886E+02	-0.23405E+00	0.19713E-03	323-473
C ₆ H ₅ ClS	4-Chlorobenzenethiol	338.2	3.59				
C ₆ H ₅ F	Fluorobenzene	293.2	5.465				
C ₆ H ₅ I	Iodobenzene	293.2	4.59	0.89442E+01	-0.20008E-01	0.17641E-04	243-323
C ₆ H ₅ NOS	<i>N</i> -Sulfinylaniline	298.2	6.97				
C ₆ H ₅ NO ₂	Nitrobenzene	293.0	35.6	0.11212E+03	-0.35211E+00	0.31128E-03	279-533
C ₆ H ₅ NO ₃	<i>o</i> -Nitrophenol	323.2	16.50	0.33827E+02	-0.62123E-01	0.26774E-04	323-453
C ₆ H ₅ NO ₃	<i>m</i> -Nitrophenol	373.2	35.45	0.18967E+03	-0.66144E+00	0.66532E-03	373-458
C ₆ H ₅ NO ₃	<i>p</i> -Nitrophenol	393.2	42.20	0.22901E+03	-0.74264E+00	0.68006E-03	393-463
C ₆ H ₆	Benzene	293.2	2.2825	0.26706E+01	-0.91648E-03	-0.14257E-05	293-513
C ₆ H ₆ BrN	<i>m</i> -Bromoaniline	293.2	13.0				
C ₆ H ₆ ClN	<i>o</i> -Chloroaniline	293.2	13.40				
C ₆ H ₆ ClN	<i>m</i> -Chloroaniline	293.2	13.3				
C ₆ H ₆ N ₂ O ₂	<i>o</i> -Nitroaniline	353.0	47.3	0.18900E+03	-0.56977E+00	0.47484E-03	353-468

Mol. form.	Name	T/K	ϵ_r	<i>a</i>	<i>b</i>	<i>c</i>	Range/K
C ₆ H ₆ N ₂ O ₂	<i>m</i> -Nitroaniline	398.0	35.6	0.20352E+03	-0.66582E+00	0.61310E-03	398-468
C ₆ H ₆ N ₂ O ₂	<i>p</i> -Nitroaniline	428.0	78.5	0.48673E+03	-0.15040E+01	0.12857E-02	428-468
C ₆ H ₆ O	Phenol	303.2	12.40	0.63391E+02	-0.24988E+00	0.26930E-03	303-433
C ₆ H ₆ O ₂	Pyrocatechol	388.2	17.57	0.74930E+02	-0.22142E+00	0.18919E-03	388-463
C ₆ H ₆ O ₂	Resorcinol	393.2	13.55	0.30252E+02	-0.56443E-01	0.35578E-04	393-463
C ₆ H ₆ S	Benzenethiol	303.2	4.26	0.57155E+01	-0.70336E-02	0.73617E-05	303-358
C ₆ H ₇ N	Aniline	293.2	7.06	0.89534E+01	0.38990E-02	-0.36310E-04	293-413
C ₆ H ₇ N	2-Methylpyridine	293.2	10.18	0.34560E+02	-0.11980E+00	0.12500E-03	293-333
C ₆ H ₇ N	3-Methylpyridine	303.0	11.10	0.19643E+02	-0.11167E+01	0.16667E-02	303-333
C ₆ H ₇ N	4-Methylpyridine	293.0	12.2	0.33765E+02	-0.10113E+00	0.93860E-04	274-333
C ₆ H ₇ NO	2-Methylpyridine-1-oxide	323.2	36.4	0.11705E+03	-0.35301E+00	0.32000E-03	323-398
C ₆ H ₇ NO	3-Methylpyridine-1-oxide	318.2	28.26	0.59851E+02	-0.12682E+00	0.86622E-04	318-398
C ₆ H ₈	1,3-Cyclohexadiene	184.2	2.68				
C ₆ H ₈	1,4-Cyclohexadiene	296.0	2.211	0.27459E+01	-0.16975E-02	-0.36461E-06	232-356
C ₆ H ₈ N ₂	Phenylhydrazine	293.2	7.15				
C ₆ H ₈ N ₂	2,5-Dimethylpyrazine	293.2	2.436				
C ₆ H ₈ N ₂	2,6-Dimethylpyrazine	308.2	2.653				
C ₆ H ₈ O ₂	1,4-Cyclohexanedione	351.2	4.40				
C ₆ H ₉ Cl ₃ O ₂	Butyl trichloroacetate	293.2	7.480				
C ₆ H ₉ Cl ₃ O ₂	Isobutyl trichloroacetate	293.2	7.667				
C ₆ H ₉ N	Cyclopentanecarbonitrile	293.2	22.68	0.69830E+02	-0.25303E+00	0.31491E-03	201-293
C ₆ H ₁₀	1,5-Hexadiene	294.0	2.125	0.30014E+01	-0.28668E-02	-0.31026E-06	151-294
C ₆ H ₁₀	<i>cis,cis</i> -2,4-Hexadiene	297.0	2.163	0.27284E+01	-0.17178E-02	-0.62926E-06	234-351
C ₆ H ₁₀	<i>trans,trans</i> -2,4-Hexadiene	297.0	2.123	0.26774E+01	-0.16977E-02	-0.55637E-06	232-353
C ₆ H ₁₀	2-Methyl-1,3-pentadiene*	298.2	2.422				
C ₆ H ₁₀	3-Methyl-1,3-pentadiene	298.2	2.426				
C ₆ H ₁₀	4-Methyl-1,3-pentadiene	293.2	2.599	0.51328E+01	-0.12774E-01	0.14215E-04	198-323
C ₆ H ₁₀	2,3-Dimethyl-1,3-butadiene	293.2	2.102	0.26258E+01	-0.17990E-02	0.12035E-06	223-323
C ₆ H ₁₀	1-Hexyne	296.0	2.621	0.58591E+01	-0.17099E-01	0.20856E-04	184-296
C ₆ H ₁₀	Cyclohexene	293.2	2.2176	0.30598E+01	-0.39841E-02	0.37554E-05	141-313
C ₆ H ₁₀ O	Butoxyacetylene	298.2	6.62				
C ₆ H ₁₀ O	Cyclohexanone	293.0	16.1	0.41577E+02	-0.11463E+00	0.92454E-04	253-423
C ₆ H ₁₀ O	Mesityl oxide	273.2	15.6				
C ₆ H ₁₀ O ₂	Ethyl 2-butenolate	293.2	5.4				
C ₆ H ₁₀ O ₂	Ethyl methacrylate	303.2	5.68	0.40962E+02	-0.20520E+00	0.29286E-03	303-343
C ₆ H ₁₀ O ₃	Ethyl acetoacetate	293.2	14.0				
C ₆ H ₁₀ O ₃	Propanoic anhydride	293.2	18.30				
C ₆ H ₁₀ O ₄	Monomethyl glutarate	293.2	8.37	0.16779E+02	-0.39839E-01	0.38095E-04	293-363
C ₆ H ₁₀ O ₄	Diethyl oxalate	293.2	8.266	0.21938E+02	-0.66226E-01	0.66800E-04	293-368
C ₆ H ₁₀ O ₄	Dimethyl succinate	293.2	7.19	0.13551E+02	-0.23109E-01	0.55440E-05	293-433
C ₆ H ₁₀ O ₄	Ethylene glycol diacetate	290.2	7.7	0.25093E+02	-0.95171E-01	0.12224E-03	223-290
C ₆ H ₁₁ Br	Bromocyclohexane	303.2	8.0026				
C ₆ H ₁₁ BrO ₂	Ethyl 2-bromobutanoate	303.2	8.57	0.49005E+02	-0.23193E+00	0.32500E-03	303-333
C ₆ H ₁₁ BrO ₂	Ethyl 2-bromo-2-methylpropanoate	303.2	8.55	0.77044E+02	-0.40784E+00	0.60000E-03	303-333
C ₆ H ₁₁ Cl	Chlorocyclohexane	303.2	7.9505				
C ₆ H ₁₁ N	Hexanenitrile	298.2	17.26				
C ₆ H ₁₁ N	4-Methylpentanenitrile	295.2	17.5				
C ₆ H ₁₁ NO	Cyclohexanone oxime	362.2	3.04				
C ₆ H ₁₂	1-Hexene	294.0	2.077	0.31476E+01	-0.50003E-02	0.46673E-05	149-294
C ₆ H ₁₂	<i>trans</i> -2-Hexene	295.0	1.978	0.24338E+01	-0.11323E-02	-0.13720E-05	157-295
C ₆ H ₁₂	<i>cis</i> -3-Hexene	296.0	2.069	0.30691E+01	-0.45458E-02	0.39898E-05	155-296
C ₆ H ₁₂	<i>trans</i> -3-Hexene	293.2	1.954				
C ₆ H ₁₂	Cyclohexane	293.2	2.0243	0.24293E+01	-0.12095E-02	-0.58741E-06	283-333
C ₆ H ₁₂	Methylcyclopentane	293.2	1.9853	0.21587E+01	-0.22450E-03	-0.12500E-05	293-323
C ₆ H ₁₂	Ethylcyclobutane	293.2	1.965				
C ₆ H ₁₂ Br ₂	1,6-Dibromohexane	298.2	8.52	-0.55185E+01	0.11746E+00	-0.23658E-03	274-328
C ₆ H ₁₂ Br ₂	3,4-Dibromohexane	298.2	6.732				
C ₆ H ₁₂ Cl ₂	1,6-Dichlorohexane	308.2	8.60	0.11277E+02	0.67200E-02	-0.50000E-04	308-338
C ₆ H ₁₂ O	1-Methylcyclopentanol	310.1	7.11	0.75444E+02	-0.36617E+00	0.47021E-03	310-333
C ₆ H ₁₂ O	Isobutyl vinyl ether	293.2	3.34	0.48060E+01	-0.50000E-02	-0.41495E-14	293-323
C ₆ H ₁₂ O	2-Hexanone	293.2	14.56	0.70378E+02	-0.29385E+00	0.35289E-03	243-293
C ₆ H ₁₂ O	4-Methyl-2-pentanone	293.2	13.11	0.36341E+02	-0.97119E-01	0.61896E-04	204-373
C ₆ H ₁₂ O	3,3-Dimethyl-2-butanone	293.2	12.73	0.66857E+02	-0.28552E+00	0.34422E-03	243-293

Mol. form.	Name	T/K	ϵ_r	<i>a</i>	<i>b</i>	<i>c</i>	Range/K
C ₆ H ₁₂ O	Cyclohexanol	293.2	16.40	0.10173E+03	-0.43072E+00	0.47926E-03	293-423
C ₆ H ₁₂ O ₂	Hexanoic acid	298.2	2.600	0.21730E+01	0.14840E-02	-0.16526E-06	298-433
C ₆ H ₁₂ O ₂	2-Ethylbutanoic acid	296.2	2.72				
C ₆ H ₁₂ O ₂	<i>tert</i> -Butylacetic acid	296.2	2.85				
C ₆ H ₁₂ O ₂	Pentyl formate	292.2	5.7				
C ₆ H ₁₂ O ₂	Isopentyl formate	288.2	5.44	0.29257E+02	-0.14028E+00	0.20000E-03	288-323
C ₆ H ₁₂ O ₂	Butyl acetate	293.2	5.07	0.13825E+02	-0.43994E-01	0.48214E-04	253-353
C ₆ H ₁₂ O ₂	<i>sec</i> -Butyl acetate	293.2	5.135	0.12427E+02	-0.32035E-01	0.24286E-04	273-323
C ₆ H ₁₂ O ₂	<i>tert</i> -Butyl acetate	293.2	5.672	0.55435E+02	-0.30494E+00	0.46107E-03	273-323
C ₆ H ₁₂ O ₂	Isobutyl acetate	293.2	5.068	0.14323E+02	-0.46048E-01	0.49286E-04	273-323
C ₆ H ₁₂ O ₂	Propyl propanoate	293.2	5.249				
C ₆ H ₁₂ O ₂	Ethyl butanoate	301.2	5.18	0.48698E+02	-0.25660E+00	0.37237E-03	301-343
C ₆ H ₁₂ O ₂	Methyl pentanoate	293.2	4.992				
C ₆ H ₁₂ O ₂	Diacetone alcohol	298.2	18.2				
C ₆ H ₁₂ O ₃	Ethylene glycol monoethyl ether acetate	303.2	7.567	0.23290E+02	-0.71566E-01	0.65000E-04	303-323
C ₆ H ₁₂ S	Cyclohexanethiol	298.2	5.420				
C ₆ H ₁₃ Br	1-Bromohexane	298.2	5.82	0.15233E+02	-0.44385E-01	0.43039E-04	274-328
C ₆ H ₁₃ Cl	1-Chlorohexane	293.2	6.104	0.15994E+02	-0.43647E-01	0.33393E-04	273-323
C ₆ H ₁₃ ClO	6-Chloro-1-hexanol	242.2	21.6	-0.73364E+01	0.46377E+00	-0.14202E-02	195-242
C ₆ H ₁₃ I	1-Iodohexane	293.3	5.35	0.16685E+02	-0.61309E-01	0.77262E-04	293-323
C ₆ H ₁₃ N	Cyclohexylamine	293.2	4.547				
C ₆ H ₁₃ NO	<i>N</i> -Propylpropanamide	298.2	118.1	0.58846E+03	-0.22012E+01	0.20870E-02	298-328
C ₆ H ₁₃ NO	<i>N</i> -Butylacetamide	293.2	104.0	0.70739E+03	-0.37369E+01	0.71585E-02	253-493
C ₆ H ₁₃ NO	<i>N,N</i> -Diethylacetamide	293.2	32.1				
C ₆ H ₁₄	Hexane	293.2	1.8865	0.19768E+01	0.70933E-03	-0.34470E-05	293-473
C ₆ H ₁₄	2-Methylpentane	293.2	1.886	0.20745E+01	0.50871E-03	-0.39286E-05	273-323
C ₆ H ₁₄	3-Methylpentane	293.2	1.886	0.24739E+01	-0.23190E-02	0.10714E-05	273-323
C ₆ H ₁₄	2,2-Dimethylbutane	293.2	1.869	0.22740E+01	-0.96229E-03	-0.14286E-05	273-313
C ₆ H ₁₄	2,3-Dimethylbutane	293.2	1.889	0.24305E+01	-0.20081E-02	0.53571E-06	273-323
C ₆ H ₁₄ O	1-Hexanol	293.2	13.03	0.62744E+02	-0.24214E+00	0.24704E-03	233-513
C ₆ H ₁₄ O	2-Hexanol	298.2	11.06				
C ₆ H ₁₄ O	3-Hexanol	298.2	9.66				
C ₆ H ₁₄ O	3-Methyl-1-pentanol	298.2	15.2				
C ₆ H ₁₄ O	3-Methyl-3-pentanol	293.2	4.322				
C ₆ H ₁₄ O	2-Ethyl-1-butanol	362.2	6.19				
C ₆ H ₁₄ O	2,2-Dimethyl-1-butanol	293.2	10.5	0.14054E+03	-0.72925E+00	0.97821E-03	243-393
C ₆ H ₁₄ O	Dipropyl ether	297.0	3.38	0.14600E+02	-0.72670E-01	0.11742E-03	161-297
C ₆ H ₁₄ O	Diisopropyl ether	303.2	3.805				
C ₆ H ₁₄ OS	Dipropyl sulfoxide	303.2	30.37	0.84868E+02	-0.23486E+00	0.18198E-03	303-373
C ₆ H ₁₄ O ₂	2-Methyl-2,4-pentanediol	293.2	25.86	0.14531E+03	-0.65285E+00	0.83503E-03	203-333
C ₆ H ₁₄ O ₂	Ethylene glycol diethyl ether	293.2	3.90	0.99099E+01	-0.33403E-01	0.44048E-04	223-303
C ₆ H ₁₄ O ₂ S	Dipropyl sulfone	303.2	32.62	0.70195E+02	-0.15008E+00	0.86506E-04	303-398
C ₆ H ₁₄ O ₃	1,2,6-Hexanetriol	285.3	31.5	0.26127E+03	-0.14552E+01	0.22765E-02	261-285
C ₆ H ₁₄ O ₃	Diethylene glycol dimethyl ether	298.2	7.23	0.28291E+02	-0.11236E+00	0.14000E-03	298-333
C ₆ H ₁₄ O ₄	Triethylene glycol	293.2	23.69	0.91845E+02	-0.33827E+00	0.36062E-03	253-333
C ₆ H ₁₄ O ₆	<i>D</i> -Glucitol	353.2	35.5				
C ₆ H ₁₄ O ₆	<i>D</i> -Mannitol	443.2	24.6				
C ₆ H ₁₄ S	1-Hexanethiol	293.2	4.436	0.11774E+02	-0.37298E-01	0.41875E-04	273-333
C ₆ H ₁₅ B	Triethylborane	293.2	1.974				
C ₆ H ₁₅ N	Hexylamine	293.2	4.08	0.80244E+01	-0.16627E-01	0.10874E-04	253-373
C ₆ H ₁₅ N	Dipropylamine	293.2	2.923	0.11376E+02	-0.49796E-01	0.71792E-04	243-323
C ₆ H ₁₅ N	Triethylamine	293.2	2.418	0.29205E+01	-0.14007E-02	-0.13469E-05	233-323
C ₆ H ₁₅ OP	Triethylphosphine oxide	323.2	35.5				
C ₆ H ₁₅ O ₄ P	Triethyl phosphate	298.2	13.20	0.61230E+02	-0.26047E+00	0.33333E-03	298-333
C ₆ H ₁₅ PS	Triethylphosphine sulfide	371.2	39.0				
C ₆ H ₁₆ O ₂ Si	Diethoxydimethylsilane	298.2	3.216				
C ₆ H ₁₆ Si	Triethylsilane	293.2	2.323				
C ₆ H ₁₈ N ₃ OP	Hexamethylphosphoric triamide	293.2	31.3	0.95666E+02	-0.29769E+00	0.26407E-03	283-363
C ₆ H ₁₈ N ₄	<i>N,N'</i> -Bis(2-aminoethyl)-1,2-ethanediamine	293.2	10.76	0.50699E+02	-0.21730E+00	0.27582E-03	213-333
C ₆ H ₁₈ OSi ₂	Hexamethyldisiloxane	293.2	2.179	0.34537E+01	-0.61530E-02	0.61544E-05	213-313
C ₆ H ₁₈ O ₃ Si ₃	Hexamethylcyclotrisiloxane	343.2	2.139				

Mol. form.	Name	T/K	ϵ_r	<i>a</i>	<i>b</i>	<i>c</i>	Range/K
C ₆ H ₁₉ NSi ₂	Hexamethyldisilazane	294.2	2.273	0.23358E+01	0.16127E-02	-0.62078E-05	294-333
C ₇ F ₁₄	Perfluoromethylcyclohexane	298.2	1.82				
C ₇ F ₁₆	Perfluoroheptane	289.2	1.847				
C ₇ H ₃ Cl ₅	2,3,4,5,6-Pentachlorotoluene	293.2	4.8				
C ₇ H ₄ CINO	4-Chlorophenyl isocyanate	288.2	3.177	0.40896E+01	-0.31667E-02		288-348
C ₇ H ₅ BrO	Benzoyl bromide	293.2	21.33	0.84231E+02	-0.31089E+00	0.32857E-03	283-313
C ₇ H ₅ ClO	Benzoyl chloride	293.2	23.0				
C ₇ H ₅ FO	Benzoyl fluoride	293.2	22.7				
C ₇ H ₃ F ₃	(Trifluoromethyl)benzene	298.2	9.22				
C ₇ H ₅ N	Benzonitrile	293.2	25.9	0.57605E+02	-0.13354E+00	0.87767E-04	273-453
C ₇ H ₅ NO	Phenyl isocyanate	293.2	8.940	0.17541E+02	-0.29790E-01	0.15476E-05	293-353
C ₇ H ₆ CINO ₂	4-Chloro-3-nitrotoluene	301.2	28.07				
C ₇ H ₆ Cl ₂	2,4-Dichlorotoluene	301.2	5.68				
C ₇ H ₆ Cl ₂	2,6-Dichlorotoluene	301.2	3.36				
C ₇ H ₆ Cl ₂	3,4-Dichlorotoluene	301.2	9.39				
C ₇ H ₆ Cl ₂	(Dichloromethyl)benzene	293.2	6.9				
C ₇ H ₆ O	Benzaldehyde	293.2	17.85	0.35046E+02	-0.61271E-01	0.16222E-04	301-346
C ₇ H ₆ O ₂	Salicylaldehyde	293.2	18.35	0.51315E+02	-0.15379E+00	0.14111E-03	289-453
C ₇ H ₇ Br	<i>o</i> -Bromotoluene	293.2	4.641	0.10229E+02	-0.25050E-01	0.20357E-04	273-323
C ₇ H ₇ Br	<i>m</i> -Bromotoluene	293.2	5.566	0.11522E+02	-0.24946E-01	0.15714E-04	273-323
C ₇ H ₇ Br	<i>p</i> -Bromotoluene	293.2	5.503	0.10014E+02	-0.13918E-01	-0.50000E-05	273-293
C ₇ H ₇ Br	(Bromomethyl)benzene	293.2	6.658	0.18482E+02	-0.57207E-01	0.57321E-04	273-323
C ₇ H ₇ BrO	<i>o</i> -Bromoanisole	303.2	8.96	0.12023E+02	-0.59116E-02	-0.13787E-04	303-358
C ₇ H ₇ BrO	<i>p</i> -Bromoanisole	303.2	7.40	0.74367E+01	0.12648E-01	-0.42128E-04	303-358
C ₇ H ₇ Cl	<i>o</i> -Chlorotoluene	293.2	4.721	0.11507E+02	-0.31148E-01	0.27143E-04	273-323
C ₇ H ₇ Cl	<i>m</i> -Chlorotoluene	293.2	5.763	0.13921E+02	-0.37186E-01	0.31786E-04	273-323
C ₇ H ₇ Cl	<i>p</i> -Chlorotoluene	293.2	6.25	0.20265E+01	0.40060E-01	-0.87500E-04	293-333
C ₇ H ₇ Cl	(Chloromethyl)benzene	293.2	6.854	0.17108E+02	-0.45285E-01	0.35000E-04	273-323
C ₇ H ₇ ClO	<i>p</i> -Chloroanisole	293.2	7.84	0.64019E+01	0.30560E-01	-0.87500E-04	293-333
C ₇ H ₇ ClO ₂ S	<i>p</i> -Toluenesulfonyl chloride	343.2	22.6				
C ₇ H ₇ ClO ₃ S	4-Methoxybenzenesulfonyl chloride	314.2	27.2				
C ₇ H ₇ F	<i>o</i> -Fluorotoluene	298.2	4.23				
C ₇ H ₇ F	<i>m</i> -Fluorotoluene	298.2	5.41				
C ₇ H ₇ F	<i>p</i> -Fluorotoluene	298.2	5.88				
C ₇ H ₇ I	<i>p</i> -Iodotoluene	308.2	4.4				
C ₇ H ₇ N	2-Vinylpyridine	293.2	9.126				
C ₇ H ₇ N	4-Vinylpyridine	293.2	10.50				
C ₇ H ₇ NO ₂	Benzyl nitrite	298.2	7.78				
C ₇ H ₇ NO ₂	<i>o</i> -Nitrotoluene	293.0	26.26	0.10420E+03	-0.41726E+00	0.51607E-03	273-323
C ₇ H ₇ NO ₂	<i>m</i> -Nitrotoluene	303.2	24.95	0.62492E+02	-0.16235E+00	0.12844E-03	303-403
C ₇ H ₇ NO ₂	<i>p</i> -Nitrotoluene	331.2	22.2				
C ₇ H ₇ NO ₂ S	4-Nitrothioanisole	346.0	21.7				
C ₇ H ₇ NO ₃	2-Nitroanisole	293.2	45.75	0.16684E+03	-0.58196E+00	0.57382E-03	293-423
C ₇ H ₇ NO ₃	3-Nitroanisole	318.2	25.7	0.65402E+02	-0.16460E+00	0.12560E-03	318-443
C ₇ H ₇ NO ₃	4-Nitroanisole	338.2	26.95	0.59811E+02	-0.10955E+00	0.36042E-04	338-443
C ₇ H ₈	Toluene	296.35	2.379	0.32584E+01	-0.34410E-02	0.15937E-05	207-316
C ₇ H ₈ O	<i>o</i> -Cresol	298.2	6.76	0.21633E+02	-0.71069E-01	0.70590E-04	298-453
C ₇ H ₈ O	<i>m</i> -Cresol	298.2	12.44	0.81716E+02	-0.35039E+00	0.39878E-03	274-463
C ₇ H ₈ O	<i>p</i> -Cresol	298.2	13.05	0.70253E+02	-0.28870E+00	0.31979E-03	298-453
C ₇ H ₈ O	Benzyl alcohol	303.2	11.916	0.13661E+03	-0.72127E+00	0.10225E-02	303-333
C ₇ H ₈ O	Anisole	294.2	4.30	0.10887E+02	-0.32372E-01	0.33629E-04	294-413
C ₇ H ₈ O ₂	2-Methoxyphenol	298.2	11.95	0.31751E+02	-0.88173E-01	0.72953E-04	291-448
C ₇ H ₈ O ₂	3-Methoxyphenol	298.2	11.59	0.37279E+02	-0.12113E+00	0.11698E-03	298-433
C ₇ H ₈ O ₂	4-Methoxyphenol	333.7	11.05	0.39483E+02	-0.12142E+00	0.10841E-03	334-453
C ₇ H ₈ O ₂ S	Ethyl thiophene-2-carboxylate	293.2	6.18				
C ₇ H ₈ O ₂ S	Methyl phenyl sulfone	373.2	37.9				
C ₇ H ₈ S	Benzenemethanethiol	298.2	4.705	0.16628E+02	-0.68276E-01	0.94636E-04	298-358
C ₇ H ₈ S	4-Methylbenzenethiol	323.2	4.74	0.87052E+01	-0.15347E-01	0.95238E-05	323-358
C ₇ H ₈ S	(Methylthio)benzene	303.2	4.88	0.21841E+02	-0.97630E-01	0.13750E-03	303-343
C ₇ H ₉ N	Benzylamine	293.2	5.18				
C ₇ H ₉ N	<i>o</i> -Methylaniline	298.2	6.138	0.10988E+02	-0.18976E-01	0.91958E-05	298-398
C ₇ H ₉ N	<i>m</i> -Methylaniline	298.2	5.816	0.13477E+02	-0.35551E-01	0.33135E-04	298-398
C ₇ H ₉ N	<i>p</i> -Methylaniline	333.2	5.058	0.78897E+01	-0.10196E-01	0.51190E-05	333-403

Mol. form.	Name	T/K	ϵ_r	<i>a</i>	<i>b</i>	<i>c</i>	Range/K
C ₇ H ₉ N	<i>N</i> -Methylaniline	293.2	5.96				
C ₇ H ₉ N	2-Ethylpyridine	293.2	8.33	0.36397E+02	-0.15070E+00	0.18750E-03	293-333
C ₇ H ₉ N	4-Ethylpyridine	293.2	10.98	-0.73831E+01	0.14326E+00	-0.27500E-03	293-333
C ₇ H ₉ N	2,4-Dimethylpyridine	293.2	9.60	0.25895E+02	-0.73900E-01	0.62500E-04	293-333
C ₇ H ₉ N	2,6-Dimethylpyridine	293.2	7.33	0.17714E+02	-0.39080E-01	0.12500E-04	293-333
C ₇ H ₉ NO	2,6-Dimethylpyridine-1-oxide	298.2	46.11	0.22765E+03	-0.90760E+00	0.10011E-02	298-398
C ₇ H ₉ NO	<i>o</i> -Methoxyaniline	303.2	5.230	0.79911E+01	-0.92183E-02	0.37879E-06	303-393
C ₇ H ₉ NO	<i>m</i> -Methoxyaniline	298.2	8.76	0.28179E+02	-0.97840E-01	0.11027E-03	289-393
C ₇ H ₉ NO	<i>p</i> -Methoxyaniline	333.2	7.85	0.30149E+02	-0.10523E+00	0.11467E-03	333-453
C ₇ H ₁₀ N ₂	1-Methyl-1-phenylhydrazine	292.2	7.3				
C ₇ H ₁₁ Cl ₃ O ₂	Isopentyl trichloroacetate	293.2	7.287				
C ₇ H ₁₂	1,6-Heptadiene	293.0	2.161	0.30815E+01	-0.36095E-02	0.16354E-05	184-293
C ₇ H ₁₂	Cycloheptene	295.0	2.265	0.32309E+01	-0.42373E-02	0.32572E-05	227-363
C ₇ H ₁₂ O	Cycloheptanone	298.2	13.16	0.17511E+03	-0.11221E+01	0.19417E-02	258-298
C ₇ H ₁₂ O	2-Methylcyclohexanone	293.2	14.0				
C ₇ H ₁₂ O	3-Methylcyclohexanone	293.2	12.4				
C ₇ H ₁₂ O	4-Methylcyclohexanone	293.2	12.35				
C ₇ H ₁₂ O ₂	Cyclohexanecarboxylic acid	304.2	2.67				
C ₇ H ₁₂ O ₂	Cyclohexyl formate	293.2	6.47				
C ₇ H ₁₂ O ₂	Butyl acrylate	301.2	5.25	0.38296E+02	-0.19109E+00	0.27006E-03	301-343
C ₇ H ₁₂ O ₄	Monomethyl adipate	293.2	6.69	0.11962E+02	-0.23973E-01	0.20608E-04	293-433
C ₇ H ₁₂ O ₄	Diethyl malonate	304.2	7.550	0.14809E+02	-0.31207E-01	0.24066E-04	304-393
C ₇ H ₁₂ O ₄	Dimethyl glutarate	293.2	7.87	0.20697E+02	-0.57794E-01	0.48405E-04	293-433
C ₇ H ₁₂ O ₅	1,2,3-Propanetriol-1,3-diacetate	288.2	9.80	0.28321E+02	-0.89073E-01	0.86891E-04	258-374
C ₇ H ₁₄	1-Heptene	293.2	2.092	0.21755E+01	0.13896E-02	-0.57049E-05	273-323
C ₇ H ₁₄	2-Methyl-2-hexene	293.2	2.962				
C ₇ H ₁₄	3-Ethyl-2-pentene	293.2	2.051				
C ₇ H ₁₄	Cycloheptane	293.2	2.0784	0.25136E+01	-0.15089E-02	0.84915E-07	278-333
C ₇ H ₁₄	Methylcyclohexane	293.2	2.024				
C ₇ H ₁₄ Br ₂	1,2-Dibromoheptane	298.2	3.77				
C ₇ H ₁₄ Br ₂	2,3-Dibromoheptane	298.2	5.08				
C ₇ H ₁₄ Br ₂	3,4-Dibromoheptane	298.2	4.70				
C ₇ H ₁₄ Cl ₂	1,7-Dichloroheptane	298.2	8.34				
C ₇ H ₁₄ O	1-Heptanal	295.2	9.07				
C ₇ H ₁₄ O	2-Heptanone	293.2	11.95	0.38348E+02	-0.12531E+00	0.12005E-03	253-413
C ₇ H ₁₄ O	3-Heptanone	293.2	12.7				
C ₇ H ₁₄ O	4-Heptanone	293.2	12.60	0.41520E+02	-0.13839E+00	0.13497E-03	253-393
C ₇ H ₁₄ O	5-Methyl-2-hexanone	293.2	13.53	0.52353E+02	-0.17695E+00	0.15195E-03	293-333
C ₇ H ₁₄ O	Cyclohexanemethanol	333.2	9.70	0.10164E+03	-0.45839E+00	0.54762E-03	333-368
C ₇ H ₁₄ O	2-Methylcyclohexanol*	293.2	9.375	0.17315E+03	-0.98794E+00	0.14634E-02	273-323
C ₇ H ₁₄ O	3-Methylcyclohexanol*	293.2	13.79	0.65896E+02	-0.21954E+00	0.14107E-03	273-323
C ₇ H ₁₄ O	4-Methylcyclohexanol*	293.2	13.45	0.65021E+02	-0.22896E+00	0.17946E-03	273-323
C ₇ H ₁₄ O ₂	Heptanoic acid	288.2	3.04	0.36423E+01	-0.31996E-02	0.39362E-05	288-423
C ₇ H ₁₄ O ₂	Pentyl acetate	293.2	4.79	0.12091E+02	-0.36536E-01	0.39732E-04	253-353
C ₇ H ₁₄ O ₂	Isopentyl acetate	293.2	4.72				
C ₇ H ₁₄ O ₂	Butyl propanoate	293.2	4.838				
C ₇ H ₁₄ O ₂	Propyl butanoate	293.2	4.3				
C ₇ H ₁₄ O ₂	Ethyl pentanoate	291.2	4.71				
C ₇ H ₁₄ O ₂	Ethyl 3-methylbutanoate	293.2	4.71				
C ₇ H ₁₄ O ₂	Methyl hexanoate	293.2	4.615				
C ₇ H ₁₅ Br	1-Bromoheptane	303.2	5.255	0.15289E+02	-0.50621E-01	0.57753E-04	203-343
C ₇ H ₁₅ Br	2-Bromoheptane	295.2	6.46				
C ₇ H ₁₅ Br	4-Bromoheptane	295.2	6.81				
C ₇ H ₁₅ Cl	1-Chloroheptane	293.2	5.521	0.14279E+02	-0.39431E-01	0.32321E-04	273-323
C ₇ H ₁₅ Cl	2-Chloroheptane	295.2	6.52				
C ₇ H ₁₅ Cl	3-Chloroheptane	295.2	6.70				
C ₇ H ₁₅ Cl	4-Chloroheptane	295.2	6.54				
C ₇ H ₁₅ I	1-Iodoheptane	298.2	4.92	0.11856E+02	-0.33493E-01	0.34368E-04	294-323
C ₇ H ₁₅ I	3-Iodoheptane	295.2	6.39				
C ₇ H ₁₆	Heptane	293.2	1.9209	0.24740E+01	-0.22577E-02	0.12428E-05	273-373
C ₇ H ₁₆	2-Methylhexane	293.2	1.9221	0.24759E+01	-0.22535E-02	0.12500E-05	293-323
C ₇ H ₁₆	3-Methylhexane	293.2	1.920	0.27089E+01	-0.37908E-02	0.37500E-05	273-323
C ₇ H ₁₆	3-Ethylpentane	293.2	1.942	0.23771E+01	-0.15140E-02	0.10093E-06	163-363

Mol. form.	Name	T/K	ϵ_r	<i>a</i>	<i>b</i>	<i>c</i>	Range/K
C ₇ H ₁₆	2,2-Dimethylpentane	293.2	1.915	0.23414E+01	-0.14362E-02	-0.51322E-07	153-353
C ₇ H ₁₆	2,3-Dimethylpentane	293.2	1.929	0.25637E+01	-0.26328E-02	0.16071E-05	273-323
C ₇ H ₁₆	2,4-Dimethylpentane	293.2	1.902	0.23979E+01	-0.17436E-02	0.17857E-06	273-323
C ₇ H ₁₆	3,3-Dimethylpentane	291.3	1.9419	0.24007E+01	-0.16802E-02	0.36069E-06	291-322
C ₇ H ₁₆	2,2,3-Trimethylbutane	293.2	1.930				
C ₇ H ₁₆ O	1-Heptanol	293.2	11.75	0.60662E+02	-0.24049E+00	0.25155E-03	239-513
C ₇ H ₁₆ O	2-Heptanol	293.7	9.72	0.10050E+03	-0.49793E+00	0.64504E-03	207-365
C ₇ H ₁₆ O	3-Heptanol	296.1	7.07	0.19586E+03	-0.11465E+01	0.17175E-02	248-349
C ₇ H ₁₆ O	4-Heptanol	296.2	6.18	0.28995E+03	-0.18499E+01	0.30109E-02	270-301
C ₇ H ₁₆ O	2-Methyl-2-hexanol	297.0	3.257				
C ₇ H ₁₆ O	3-Methyl-2-hexanol	297.2	4.990	0.59724E+02	-0.32417E+00	0.47058E-03	244-372
C ₇ H ₁₆ O	3-Methyl-3-hexanol	298.2	3.248				
C ₇ H ₁₆ O	3-Ethyl-3-pentanol	293.2	3.158				
C ₇ H ₁₆ O	2,2-Dimethyl-1-pentanol	293.2	6.020	0.37318E+02	-0.17095E+00	0.22022E-03	283-393
C ₇ H ₁₆ O	Ethyl pentyl ether	296.2	3.6				
C ₇ H ₁₆ O	Ethyl isopentyl ether	293.2	3.955	0.66541E+01	-0.55450E-02	-0.12500E-04	293-323
C ₇ H ₁₆ O ₃	Triethoxymethane	293.2	4.779				
C ₇ H ₁₆ S	1-Heptanethiol	293.2	4.194	0.71333E+01	-0.97320E-02	-0.12500E-05	273-333
C ₇ H ₁₇ N	Heptylamine	293.2	3.81	0.87794E+01	-0.24363E-01	0.25325E-04	253-373
C ₇ H ₁₈ O ₃ Si	Triethoxymethylsilane	298.2	3.845				
C ₈ H ₄ F ₆	1,3-Bis(trifluoromethyl)benzene	303.2	5.98				
C ₈ H ₆	Phenylacetylene	298.2	2.98				
C ₈ H ₆ Cl ₂	2,5-Dichlorostyrene	298.2	2.58				
C ₈ H ₆ Cl ₄	1,2,3,4-Tetrachloro-5,6-dimethylbenzene	293.2	8.0				
C ₈ H ₆ Cl ₄	1,2,3,5-Tetrachloro-4,6-dimethylbenzene	293.2	5.4				
C ₈ H ₆ O	Phenoxyacetylene	298.2	4.76				
C ₈ H ₇ N	Benzeneacetonitrile	299.2	17.87	0.82175E+02	-0.37416E+00	0.53220E-03	299-343
C ₈ H ₇ NO ₂	4-Methoxyphenyl isocyanate	333.2	10.26	0.20780E+02	-0.31571E-01		333-403
C ₈ H ₇ NO ₄	Methyl 2-nitrobenzoate	300.1	27.76				
C ₈ H ₈	Styrene	293.2	2.4737	0.44473E+01	-0.11422E-01	0.16000E-04	293-313
C ₈ H ₈ O	Acetophenone	298.2	17.44	0.26099E+02	0.64048E-02	-0.11905E-03	298-333
C ₈ H ₈ O ₂	Benzeneacetic acid	353.2	3.47	0.24104E+01	0.30000E-02		353-393
C ₈ H ₈ O ₂	Benzyl formate	303.2	6.34	0.26162E+02	-0.11026E+00	0.14787E-03	303-358
C ₈ H ₈ O ₂	Phenyl acetate	298.2	5.403	0.11327E+02	-0.26707E-01	0.22938E-04	298-404
C ₈ H ₈ O ₂	Methyl benzoate	302.7	6.642	0.17486E+02	-0.51027E-01	0.50222E-04	303-393
C ₈ H ₈ O ₂	(Hydroxyacetyl)benzene	298.2	21.33	0.42286E+02	-0.69215E-01	-0.35714E-05	298-368
C ₈ H ₈ O ₂	4-Methoxybenzaldehyde	303.2	22.0				
C ₈ H ₈ O ₃	Methyl salicylate	314.4	8.80	0.20501E+02	-0.39045E-01	0.68298E-05	223-398
C ₈ H ₉ Br	1-Bromo-2-ethylbenzene	298.2	5.55				
C ₈ H ₉ Br	1-Bromo-3-ethylbenzene	298.2	5.56				
C ₈ H ₉ Br	1-Bromo-4-ethylbenzene	298.2	5.42				
C ₈ H ₉ BrO	1-Bromo-2-ethoxybenzene	313.2	7.04	0.23146E+02	-0.75753E-01	0.77778E-04	313-358
C ₈ H ₉ Cl	1-Chloro-2-ethylbenzene	298.2	4.36				
C ₈ H ₉ Cl	1-Chloro-3-ethylbenzene	298.2	5.18				
C ₈ H ₉ Cl	1-Chloro-4-ethylbenzene	298.2	5.16				
C ₈ H ₉ NO ₂	1-Ethyl-2-nitrobenzene	273.4	21.9				
C ₈ H ₉ NO ₂	Methyl 2-aminobenzoate	298.2	21.9				
C ₈ H ₉ NO ₂	Ethyl 4-pyridinecarboxylate	293.2	8.95				
C ₈ H ₁₀	Ethylbenzene	293.2	2.4463	0.35969E+01	-0.53169E-02	0.47500E-05	293-323
C ₈ H ₁₀	<i>o</i> -Xylene	293.2	2.562	0.36163E+01	-0.40177E-02	0.14286E-05	273-323
C ₈ H ₁₀	<i>m</i> -Xylene	293.2	2.359	0.28421E+01	-0.10191E-02	-0.21429E-05	273-323
C ₈ H ₁₀	<i>p</i> -Xylene	293.2	2.2735	0.23140E+01	0.97221E-03	-0.37500E-05	293-363
C ₈ H ₁₀ O	2,3-Xylenol	343.2	4.81	0.14399E+02	-0.41438E-01	0.39244E-04	343-433
C ₈ H ₁₀ O	2,4-Xylenol	303.2	5.060	0.22125E+02	-0.85543E-01	0.96548E-04	303-363
C ₈ H ₁₀ O	2,5-Xylenol	338.2	5.36	0.18049E+02	-0.54991E-01	0.51656E-04	338-455
C ₈ H ₁₀ O	2,6-Xylenol	313.2	4.90	0.12284E+02	-0.32996E-01	0.29867E-04	313-453
C ₈ H ₁₀ O	3,4-Xylenol	333.2	9.02	0.54423E+02	-0.21153E+00	0.22508E-03	333-453
C ₈ H ₁₀ O	3,5-Xylenol	323.2	9.06	0.54251E+02	-0.21647E+00	0.23542E-03	323-453
C ₈ H ₁₀ O	Benzeneethanol	293.2	12.31	0.12170E+03	-0.63124E+00	0.87776E-03	278-333
C ₈ H ₁₀ O	1-Phenylethanol	293.2	8.77	0.32971E+02	-0.12042E+00	0.12809E-03	293-423
C ₈ H ₁₀ O	Phenetole	293.2	4.216	-0.15043E+02	0.13752E+00	-0.24500E-03	293-313

Mol. form.	Name	T/K	ϵ_r	<i>a</i>	<i>b</i>	<i>c</i>	Range/K
C ₈ H ₁₀ O	2-Methylanisole	293.2	3.502	0.50825E+01	-0.62297E-02	0.28571E-05	293-333
C ₈ H ₁₀ O	3-Methylanisole	293.2	3.967	0.12830E+02	-0.49701E-01	0.66429E-04	293-333
C ₈ H ₁₀ O	4-Methylanisole	293.2	3.914	0.86608E+01	-0.23510E-01	0.25000E-04	293-333
C ₈ H ₁₀ O ₂	1,2-Dimethoxybenzene	293.2	4.45	0.74604E+01	-0.13445E-01	0.10737E-04	293-443
C ₈ H ₁₀ O ₂	1,3-Dimethoxybenzene	298.2	5.363	0.11911E+02	-0.30804E-01	0.29643E-04	298-358
C ₈ H ₁₀ O ₂	1,4-Dimethoxybenzene	333.7	5.60	0.11289E+02	-0.20765E-01	0.11987E-04	334-463
C ₈ H ₁₀ O ₂ S	Ethyl phenyl sulfone	348.2	39.0				
C ₈ H ₁₀ S	(Ethylthio)benzene	298.2	4.95				
C ₈ H ₁₁ N	<i>p</i> -Ethylaniline	298.2	4.84				
C ₈ H ₁₁ N	<i>N</i> -Ethylaniline	293.2	5.87				
C ₈ H ₁₁ N	<i>N,N</i> -Dimethylaniline	298.2	4.90	0.84052E+01	-0.13549E-01	0.62835E-05	289-453
C ₈ H ₁₁ N	2,4,6-Trimethylpyridine	298.2	7.807	0.20990E+02	-0.57419E-01	0.44286E-04	298-358
C ₈ H ₁₁ NO	4-Ethoxyaniline	298.2	7.43				
C ₈ H ₁₂ N ₂ O ₂	Hexamethylene diisocyanate	288.2	14.41	0.26715E+02	-0.42696E-01		288-403
C ₈ H ₁₂ O ₄	Diethyl maleate	298.2	7.560	0.13953E+02	-0.21969E-01	0.17817E-05	298-343
C ₈ H ₁₂ O ₄	Diethyl fumarate	296.2	6.56				
C ₈ H ₁₄	1,7-Octadiene	293.0	2.186	0.28376E+01	-0.17442E-02	-0.16141E-05	214-293
C ₈ H ₁₄	<i>cis</i> -Cyclooctene	296.0	2.306	0.31115E+01	-0.32058E-02	0.16713E-05	269-406
C ₈ H ₁₄	1,2-Dimethylcyclohexene	296.0	2.144	0.26443E+01	-0.17973E-02	0.35815E-06	211-374
C ₈ H ₁₄	1,3-Dimethylcyclohexene	296.0	2.182	0.29951E+01	-0.34615E-02	0.24026E-05	213-373
C ₈ H ₁₄ O ₂	Methyl cyclohexanecarboxylate	293.2	4.87				
C ₈ H ₁₄ O ₂	Cyclohexyl acetate	293.2	5.08				
C ₈ H ₁₄ O ₃	Butanoic anhydride	293.2	12.8				
C ₈ H ₁₄ O ₃	2-Methylpropanoic anhydride	292.2	13.6				
C ₈ H ₁₄ O ₄	Diisopropyl oxalate	293.2	6.403	0.10709E+02	-0.16328E-01	0.56000E-05	293-368
C ₈ H ₁₄ O ₄	Diethyl succinate	293.2	6.098	0.80213E+01	0.11810E-02	-0.26400E-04	293-343
C ₈ H ₁₄ O ₄	Dimethyl adipate	293.2	6.84	0.11739E+02	-0.17281E-01	0.11447E-05	293-433
C ₈ H ₁₅ N	Octanenitrile	293.2	13.90				
C ₈ H ₁₆	1-Octene	293.2	2.113	0.24348E+01	0.34200E-03	-0.50000E-05	273-323
C ₈ H ₁₆	<i>cis</i> -3-Octene	298.2	2.062				
C ₈ H ₁₆	<i>trans</i> -3-Octene	298.2	2.002				
C ₈ H ₁₆	<i>cis</i> -4-Octene	298.2	2.053				
C ₈ H ₁₆	<i>trans</i> -4-Octene	298.2	2.004				
C ₈ H ₁₆	3-Methyl-2-heptene*	293.2	2.436				
C ₈ H ₁₆	2,5-Dimethyl-2-hexene	293.2	2.431				
C ₈ H ₁₆	2,4,4-Trimethyl-1-pentene	298.2	2.0908				
C ₈ H ₁₆	Cyclooctane	295.0	2.116	0.25036E+01	-0.12460E-02	-0.23175E-06	295-411
C ₈ H ₁₆ Br ₂	1,8-Dibromooctane	298.2	7.43	0.94117E+00	0.61520E-01	-0.13333E-03	298-328
C ₈ H ₁₆ Cl ₂	1,8-Dichlorooctane	298.2	7.64				
C ₈ H ₁₆ O	2-Octanone	293.2	9.51	-0.16219E+02	0.18799E+00	-0.34156E-03	293-333
C ₈ H ₁₆ O	3-Octanone	303.2	10.50				
C ₈ H ₁₆ O ₂	Octanoic acid	288.2	2.85	0.29391E+01	-0.38721E-03		288-423
C ₈ H ₁₆ O ₂	2-Ethylhexanoic acid	296.2	2.64				
C ₈ H ₁₆ O ₂	Hexyl acetate	293.2	4.42				
C ₈ H ₁₆ O ₂	Pentyl propanoate	293.2	4.552				
C ₈ H ₁₆ O ₂	Isopentyl propanoate	273.2	5.21	0.17665E+02	-0.71718E-01	0.95635E-04	273-373
C ₈ H ₁₆ O ₂	Butyl butanoate	298.2	4.39	0.79684E+01	-0.12000E-01	0.15266E-13	298-318
C ₈ H ₁₆ O ₂	Propyl pentanoate	292.2	4.0				
C ₈ H ₁₆ O ₂	Ethyl hexanoate	293.2	4.45	0.11007E+02	-0.32800E-01	0.35714E-04	253-353
C ₈ H ₁₆ O ₂	Methyl heptanoate	293.2	4.355				
C ₈ H ₁₆ O ₃	Isopentyl lactate	273.2	11.2	0.48649E+02	-0.21253E+00	0.27619E-03	273-373
C ₈ H ₁₇ Br	1-Bromooctane	293.2	5.0957	0.12404E+02	-0.35050E-01	0.34542E-04	283-353
C ₈ H ₁₇ Br	2-Bromooctane	293.2	5.44				
C ₈ H ₁₇ Cl	1-Chlorooctane	298.2	5.05	0.11346E+02	-0.25120E-01	0.13450E-04	274-328
C ₈ H ₁₇ Cl	2-Chlorooctane	293.2	5.42				
C ₈ H ₁₇ F	1-Fluorooctane	293.2	3.89				
C ₈ H ₁₇ I	1-Iodooctane	293.2	4.67	0.12452E+02	-0.41229E-01	0.50108E-04	233-313
C ₈ H ₁₇ NO ₂	1-Nitrooctane	293.2	11.46				
C ₈ H ₁₈	Octane	293.2	1.948	0.22590E+01	-0.84212E-03	-0.75758E-06	233-393
C ₈ H ₁₈	2-Methylheptane	293.2	1.9519				
C ₈ H ₁₈	3-Ethylhexane	293.2	1.9617				
C ₈ H ₁₈	2,2-Dimethylhexane	293.2	1.9498				
C ₈ H ₁₈	2,5-Dimethylhexane	293.95	1.9619	0.25821E+01	-0.26804E-02	0.19404E-05	294-324

Mol. form.	Name	T/K	ϵ_r	<i>a</i>	<i>b</i>	<i>c</i>	Range/K
C ₈ H ₁₈	3,3-Dimethylhexane	293.2	1.9645				
C ₈ H ₁₈	3,4-Dimethylhexane	292.1	1.9814	0.26849E+01	-0.33712E-02	0.32949E-05	292-324
C ₈ H ₁₈	3-Ethyl-3-methylpentane	291.49	1.9869	0.25983E+01	-0.28027E-02	0.24195E-05	292-324
C ₈ H ₁₈	2,2,3-Trimethylpentane	293.2	1.960				
C ₈ H ₁₈	2,2,4-Trimethylpentane	293.2	1.943	0.23677E+01	-0.14768E-02	0.94261E-07	173-373
C ₈ H ₁₈	2,3,3-Trimethylpentane	293.2	1.9780				
C ₈ H ₁₈	2,3,4-Trimethylpentane	293.2	1.9738				
C ₈ H ₁₈ O	1-Octanol	293.2	10.30	0.51647E+02	-0.20371E+00	0.21320E-03	258-513
C ₈ H ₁₈ O	2-Octanol	293.2	8.13	0.63760E+02	-0.27643E+00	0.31075E-03	213-513
C ₈ H ₁₈ O	3-Octanol	293.2	5.55	0.12505E+03	-0.70646E+00	0.10245E-02	223-383
C ₈ H ₁₈ O	4-Octanol	293.2	4.48	0.51049E+02	-0.26664E+00	0.37280E-03	243-403
C ₈ H ₁₈ O	2-Methyl-1-heptanol	293.1	5.16	0.61698E+02	-0.33647E+00	0.49066E-03	236-328
C ₈ H ₁₈ O	3-Methyl-1-heptanol	290.3	2.884	0.84687E+01	-0.33712E-01	0.49793E-04	241-316
C ₈ H ₁₈ O	4-Methyl-1-heptanol	290.6	4.63	0.48612E+02	-0.26773E+00	0.39972E-03	237-332
C ₈ H ₁₈ O	5-Methyl-1-heptanol	290.4	7.68	0.54581E+02	-0.24772E+00	0.29734E-03	235-328
C ₈ H ₁₈ O	6-Methyl-1-heptanol	290.3	10.54	0.57997E+02	-0.23517E+00	0.24663E-03	265-328
C ₈ H ₁₈ O	2-Methyl-2-heptanol	292.2	3.43				
C ₈ H ₁₈ O	3-Methyl-2-heptanol	289.6	7.47	0.39178E+02	-0.17976E+00	0.24218E-03	229-329
C ₈ H ₁₈ O	4-Methyl-2-heptanol	290.0	3.59	0.39715E+02	-0.23115E+00	0.36771E-03	240-333
C ₈ H ₁₈ O	5-Methyl-2-heptanol	278.5	7.5	0.68568E+02	-0.40706E+00	0.67433E-03	230-279
C ₈ H ₁₈ O	6-Methyl-2-heptanol	290.1	6.41	0.77520E+02	-0.41724E+00	0.59448E-03	239-329
C ₈ H ₁₈ O	2-Methyl-3-heptanol	293.2	3.260	-0.59739E+01	0.56700E-01	-0.83125E-04	343-403
C ₈ H ₁₈ O	3-Methyl-3-heptanol	293.2	3.013	-0.38440E+01	0.42327E-01	-0.61250E-04	343-403
C ₈ H ₁₈ O	4-Methyl-3-heptanol	293.2	3.312	-0.48003E+01	0.50740E-01	-0.75000E-04	343-403
C ₈ H ₁₈ O	5-Methyl-3-heptanol	293.2	3.832	0.61967E+01	-0.63750E-02		343-383
C ₈ H ₁₈ O	6-Methyl-3-heptanol	293.2	4.992	0.23037E+02	-0.98029E-01	0.12479E-03	283-383
C ₈ H ₁₈ O	2-Methyl-4-heptanol	296.3	3.338	0.42102E+00	0.10427E-01	-0.20438E-05	230-333
C ₈ H ₁₈ O	3-Methyl-4-heptanol	290.0	7.46	0.33354E+02	-0.14077E+00	0.17750E-03	230-330
C ₈ H ₁₈ O	4-Methyl-4-heptanol	296.2	2.902				
C ₈ H ₁₈ O	2-Ethyl-1-hexanol	298.2	7.58	0.86074E+02	-0.42636E+00	0.55078E-03	208-318
C ₈ H ₁₈ O	2,2-Dimethyl-1-hexanol	293.2	4.50	0.91244E+01	-0.21785E-01	0.21018E-04	283-393
C ₈ H ₁₈ O	Dibutyl ether	293.2	3.0830	0.65383E+01	-0.16172E-01	0.14969E-04	293-314
C ₈ H ₁₈ OS	Dibutyl sulfoxide	313.2	24.73	0.67156E+02	-0.16448E+00	0.92275E-04	313-393
C ₈ H ₁₈ O ₂	2-Ethyl-1,3-hexanediol	293.2	18.73	0.57919E+02	-0.17128E+00	0.12949E-03	233-333
C ₈ H ₁₈ O ₂ S	Dibutyl sulfone	323.2	25.72	0.66248E+02	-0.16417E+00	0.12001E-03	323-398
C ₈ H ₁₈ O ₄	Triethylene glycol dimethyl ether	298.2	7.62				
C ₈ H ₁₈ O ₅	Tetraethylene glycol	293.2	20.44	0.83547E+02	-0.31691E+00	0.34689E-03	253-333
C ₈ H ₁₈ S	1-Octanethiol	293.2	3.949	0.63667E+01	-0.87920E-02	0.18750E-05	273-333
C ₈ H ₁₈ S	Dibutyl sulfide	298.2	4.29				
C ₈ H ₁₉ N	Octylamine	293.2	3.58	0.77931E+01	-0.20015E-01	0.19347E-04	273-373
C ₈ H ₁₉ N	Dibutylamine	293.2	2.765	0.52504E+01	-0.10538E-01	0.71485E-05	243-323
C ₈ H ₂₀ O ₄ Si	Ethyl silicate	293.2	2.50				
C ₈ H ₂₀ Si	Tetraethylsilane	293.2	2.090				
C ₈ H ₂₀ Sn	Tetraethylstannane	293.2	2.241				
C ₈ H ₂₃ N ₅	Tetraethylenepentamine	293.2	9.40	0.40553E+02	-0.16681E+00	0.20659E-03	213-333
C ₈ H ₂₄ O ₄ Si ₄	Octamethylcyclotetrasiloxane	296.2	2.390	0.36286E+01	-0.56885E-02	0.50874E-05	296-333
C ₉ H ₆ N ₂ O ₂	Toluene-2,4-diisocyanate	293.2	8.433	0.22174E+02	-0.66982E-01	0.68571E-04	293-353
C ₉ H ₆ O ₂	2 <i>H</i> -1-Benzopyran-2-one	343.2	34.04	0.11311E+03	-0.33804E+00	0.31324E-03	343-423
C ₉ H ₇ N	Quinoline	293.2	9.16	0.33432E+02	-0.13497E+00	0.17788E-03	258-323
C ₉ H ₇ N	Isoquinoline	298.2	11.0	0.14412E+03	-0.79935E+00	0.11839E-02	298-323
C ₉ H ₈ O	Cinnamaldehyde	305.8	17.72	0.41837E+02	-0.11060E+00	0.10401E-03	306-354
C ₉ H ₈ O ₄	2-(Acetyloxy)benzoic acid	333.2	6.55	0.69994E+01	-0.14553E-02		333-416
C ₉ H ₁₀	1-Propenylbenzene	293.2	2.73				
C ₉ H ₁₀	Allylbenzene	293.2	2.63				
C ₉ H ₁₀	Isopropenylbenzene	293.2	2.28				
C ₉ H ₁₀ OS	4-Acetylthioanisole	355.2	11.34				
C ₉ H ₁₀ O ₂	Ethyl benzoate	293.2	6.20	0.18216E+02	-0.62361E-01	0.72884E-04	288-343
C ₉ H ₁₀ O ₂	Methyl 4-methylbenzoate	306.2	4.3				
C ₉ H ₁₀ O ₂	Benzyl acetate	303.2	5.34	0.11727E+02	-0.30869E-01	0.32340E-04	303-358
C ₉ H ₁₀ O ₂	Phenyl propanoate	293.2	4.77				
C ₉ H ₁₀ O ₂	4-Acetylanisole	313.2	17.3				
C ₉ H ₁₀ O ₃	Ethyl salicylate	308.2	8.48	0.18910E+02	-0.35623E-01	0.46529E-05	225-321
C ₉ H ₁₀ O ₃	Methyl 2-methoxybenzoate	294.2	7.7				

Mol. form.	Name	T/K	ϵ_r	<i>a</i>	<i>b</i>	<i>c</i>	Range/K
C ₉ H ₁₁ Br	(3-Bromopropyl)benzene	302.2	5.41	0.11360E+02	-0.27471E-01	0.25775E-04	302-358
C ₉ H ₁₁ NO	<i>N</i> -Ethylbenzamide	352.7	42.6	-0.20109E+03	0.17866E+01	-0.31065E-02	353-389
C ₉ H ₁₁ NO	<i>N,N</i> -Dimethylbenzamide	318.2	20.77	0.76725E+02	-0.26908E+00	0.29409E-03	318-443
C ₉ H ₁₁ NO ₂	Ethyl 2-aminobenzoate	298.2	4.14				
C ₉ H ₁₂	Propylbenzene	293.2	2.370	0.26933E+01	0.21679E-03	-0.44643E-05	273-323
C ₉ H ₁₂	Isopropylbenzene	293.2	2.381	0.31149E+01	-0.30801E-02	0.19643E-05	273-323
C ₉ H ₁₂	<i>o</i> -Ethyltoluene	293.2	2.595				
C ₉ H ₁₂	<i>m</i> -Ethyltoluene	293.2	2.365				
C ₉ H ₁₂	<i>p</i> -Ethyltoluene	293.2	2.265				
C ₉ H ₁₂	1,2,3-Trimethylbenzene	293.2	2.656	0.76006E+01	-0.29118E-01	0.41786E-04	273-323
C ₉ H ₁₂	1,2,4-Trimethylbenzene	293.2	2.377	0.31517E+01	-0.30634E-02	0.14286E-05	273-323
C ₉ H ₁₂	1,3,5-Trimethylbenzene	293.2	2.279	0.38998E+01	-0.88072E-02	0.11149E-04	288-358
C ₉ H ₁₂ O	Benzenepropanol	293.2	11.97	0.94482E+02	-0.45540E+00	0.59307E-03	213-303
C ₉ H ₁₂ O	α -Ethylbenzenemethanol	293.2	6.68	0.44520E+02	-0.21505E+00	0.29443E-03	233-373
C ₉ H ₁₂ O	α,α -Dimethylbenzenemethanol	303.2	5.61	0.57072E+01	0.86568E-02	-0.29580E-04	303-373
C ₉ H ₁₂ O	1-Phenyl-2-propanol	293.2	9.35	0.10762E+03	-0.56026E+00	0.76915E-03	233-373
C ₉ H ₁₂ O	Benzyl ethyl ether	298.2	3.90				
C ₉ H ₁₂ O	2,6-Dimethylanisole	293.2	3.780	0.76700E+01	-0.18298E-01	0.17143E-04	293-333
C ₉ H ₁₂ O	3,5-Dimethylanisole	293.2	3.711	0.54981E+01	-0.56651E-02	-0.14286E-05	293-333
C ₉ H ₁₂ O ₂ S	Butyl thiophene-2-carboxylate	293.2	6.40				
C ₉ H ₁₂ S	Benzenepropanethiol	303.2	4.36	0.82411E+01	-0.15034E-01	0.73617E-05	303-358
C ₉ H ₁₃ N	Benzylethylamine	293.2	4.3				
C ₉ H ₁₃ N	<i>N</i> -Propylaniline	293.2	5.48				
C ₉ H ₁₃ N	2-Methyl- <i>N,N</i> -dimethylaniline	293.2	3.4				
C ₉ H ₁₃ N	4-Methyl- <i>N,N</i> -dimethylaniline	293.2	3.9				
C ₉ H ₁₄ OSi	Trimethylphenoxysilane	298.2	3.3953				
C ₉ H ₁₄ O ₆	Triacetin	293.6	7.11	0.17819E+02	-0.53656E-01	0.57759E-04	219-304
C ₉ H ₁₄ Si	Trimethylphenylsilane	298.2	2.3533	0.21463E+01	0.32711E-02	-0.86264E-05	288-323
C ₉ H ₁₆ O ₂	2-Nonenoic acid	296.2	2.5				
C ₉ H ₁₆ O ₂	Cyclohexyl propanoate	293.2	4.82				
C ₉ H ₁₆ O ₂	Ethyl cyclohexanecarboxylate	293.2	4.64				
C ₉ H ₁₆ O ₄	Diethyl glutarate	303.2	6.659				
C ₉ H ₁₇ N	Nonanenitrile	293.2	12.08				
C ₉ H ₁₈	1-Nonene	293.2	2.180	0.22710E+01	0.15797E-02	-0.64286E-05	273-323
C ₉ H ₁₈ Br ₂	1,9-Dibromononane	293.2	7.153	0.18931E+02	-0.57764E-01	0.60000E-04	293-343
C ₉ H ₁₈ O	2-Nonanone	295.2	9.14				
C ₉ H ₁₈ O	5-Nonanone	293.2	10.6				
C ₉ H ₁₈ O	Di- <i>tert</i> -butyl ketone	287.65	10.0				
C ₉ H ₁₈ O	2,6-Dimethyl-4-heptanone	293.2	9.91	0.33178E+02	-0.11290E+00	0.11454E-03	273-393
C ₉ H ₁₈ O ₂	Nonanoic acid	294.9	2.475	0.25039E+01	0.67274E-03	-0.24180E-05	295-365
C ₉ H ₁₈ O ₂	2-Methyloctanoic acid	293.2	2.39				
C ₉ H ₁₈ O ₂	2-Ethylheptanoic acid	293.2	1.98				
C ₉ H ₁₈ O ₂	Heptyl acetate	293.2	4.2				
C ₉ H ₁₈ O ₂	Pentyl butanoate	301.2	4.08	0.59029E+01	-0.49905E-02	-0.34292E-05	301-343
C ₉ H ₁₈ O ₂	Isopentyl butanoate	293.2	4.0				
C ₉ H ₁₈ O ₂	Isobutyl pentanoate	292.2	3.8				
C ₉ H ₁₈ O ₂	Methyl octanoate	293.2	4.101				
C ₉ H ₁₉ Br	1-Bromononane	298.2	4.74	0.79870E+01	-0.10488E-01	-0.13450E-05	274-328
C ₉ H ₁₉ Cl	1-Chlorononane	293.2	4.803	0.95528E+01	-0.16200E-01	-0.16365E-13	293-323
C ₉ H ₁₉ NO	<i>N,N</i> -Dibutylformamide	293.2	18.4				
C ₉ H ₂₀	Nonane	293.2	1.9722	0.23894E+01	-0.14830E-02	0.14881E-06	253-393
C ₉ H ₂₀	2-Methyloctane	293.2	1.967				
C ₉ H ₂₀	4-Methyloctane	293.2	1.967				
C ₉ H ₂₀	2,4-Dimethylheptane	293.2	1.89				
C ₉ H ₂₀	2,5-Dimethylheptane	293.2	1.89				
C ₉ H ₂₀	2,6-Dimethylheptane	293.2	1.987				
C ₉ H ₂₀ N ₂ O	Tetraethylurea	296.8	14.29	0.52820E+02	-0.18790E+00	0.19580E-03	205-411
C ₉ H ₂₀ O	1-Nonanol	293.2	8.83	0.97467E+02	-0.51103E+00	0.71429E-03	288-343
C ₉ H ₂₀ O	2-Nonanol	298.2	6.66	0.10136E+03	-0.55612E+00	0.80000E-03	288-308
C ₉ H ₂₀ O	3-Nonanol	298.2	4.49	0.55214E+02	-0.31920E+00	0.50000E-03	288-308
C ₉ H ₂₀ O	4-Nonanol	298.2	3.69	0.27954E+01	0.30000E-02	-0.52375E-13	288-308
C ₉ H ₂₀ O	5-Nonanol	298.2	3.54	-0.25463E+01	0.35320E-01	-0.50000E-04	288-308
C ₉ H ₂₁ B	Tripropylborane	293.2	2.026				

Mol. form.	Name	T/K	ϵ_r	<i>a</i>	<i>b</i>	<i>c</i>	Range/K
C ₉ H ₂₁ N	Nonylamine	293.2	3.42	0.53575E+01	-0.71982E-02	0.19481E-05	293-373
C ₉ H ₂₁ N	Tripropylamine	293.2	2.380	0.33380E+01	-0.86332E-02	0.18322E-04	243-293
C ₉ H ₂₁ O ₄ P	Tripropyl phosphate	293.2	10.93	0.33166E+02	-0.10514E+00	0.10000E-03	293-373
C ₁₀ H ₇ Br	1-Bromonaphthalene	298.2	4.768	0.10561E+02	-0.27671E-01	0.27655E-04	293-323
C ₁₀ H ₇ Cl	1-Chloronaphthalene	298.2	5.04	0.84861E+01	-0.12357E-01	0.26899E-05	274-328
C ₁₀ H ₇ NO ₂	1-Nitronaphthalene	333.2	19.68	0.36267E+02	-0.41283E-01	-0.25595E-04	333-403
C ₁₀ H ₈	Naphthalene	363.2	2.54				
C ₁₀ H ₈ O	1-Naphthol	373.0	5.03	0.16489E+02	-0.46700E-01	0.42857E-04	373-453
C ₁₀ H ₈ O	2-Naphthol	413.0	4.95	0.92865E+01	-0.10500E-01	0.42501E-15	413-453
C ₁₀ H ₉ N	1-Naphthylamine	333.2	5.20	0.10577E+02	-0.22114E-01	0.17857E-04	333-453
C ₁₀ H ₉ N	2-Naphthylamine	393.0	5.26	0.19722E+02	-0.60679E-01	0.60714E-04	393-473
C ₁₀ H ₉ N	2-Methylquinoline	293.2	7.24	0.11688E+02	-0.78400E-02	-0.25000E-04	293-333
C ₁₀ H ₉ N	4-Methylquinoline	293.2	9.31	0.17788E+02	-0.32580E-01	0.12500E-04	293-333
C ₁₀ H ₉ N	6-Methylquinoline	293.2	8.48	0.21696E+02	-0.63400E-01	0.62500E-04	293-333
C ₁₀ H ₉ N	8-Methylquinoline	293.2	6.58	0.19356E+02	-0.61900E-01	0.62500E-04	293-333
C ₁₀ H ₁₀ O ₄	Methyl 2-(acetyloxy)benzoate	328.9	5.31	0.19579E+02	-0.69970E-01	0.80889E-04	329-371
C ₁₀ H ₁₀ O ₄	Dimethyl phthalate	293.2	8.66				
C ₁₀ H ₁₂	1,2,3,4-Tetrahydronaphthalene	298.2	2.771	0.29172E+01	0.12832E-02	-0.59453E-05	298-343
C ₁₀ H ₁₂	4-Ethylstyrene	298.2	3.350				
C ₁₀ H ₁₂	Dicyclopentadiene	313.2	2.43	0.30564E+01	-0.20000E-02	0.82443E-15	313-373
C ₁₀ H ₁₂ O	Tetrahydro-2-naphthol*	293.2	11.70	0.98978E+02	-0.48267E+00	0.63008E-03	293-363
C ₁₀ H ₁₂ O	4-Isopropylbenzaldehyde	288.2	10.68				
C ₁₀ H ₁₂ O ₂	4-Allyl-2-methoxyphenol	293.2	9.55	0.52377E+02	-0.24380E+00	0.33333E-03	273-323
C ₁₀ H ₁₂ O ₂	2-Phenylethyl acetate	297.2	4.93				
C ₁₀ H ₁₂ O ₂	Benzyl propanoate	303.0	5.11	0.42301E+01	0.13962E-01	-0.36426E-04	303-358
C ₁₀ H ₁₂ O ₂	Phenyl butanoate	293.2	4.48				
C ₁₀ H ₁₂ O ₂	Propyl benzoate	303.2	5.78	0.10927E+02	-0.20535E-01	0.11745E-04	303-358
C ₁₀ H ₁₂ O ₂	Ethyl phenylacetate	293.2	5.320				
C ₁₀ H ₁₄	Butylbenzene	293.2	2.359				
C ₁₀ H ₁₄	sec-Butylbenzene	293.2	2.357	0.28348E+01	-0.68586E-03	-0.32143E-05	273-323
C ₁₀ H ₁₄	tert-Butylbenzene	293.2	2.359	0.27924E+01	-0.38350E-03	-0.37500E-05	273-323
C ₁₀ H ₁₄	Isobutylbenzene	293.2	2.318	0.28055E+01	-0.92614E-03	-0.25000E-05	273-323
C ₁₀ H ₁₄	1-Isopropyl-4-methylbenzene	298.2	2.2322	0.25266E+01	-0.25121E-03	-0.24867E-05	277-333
C ₁₀ H ₁₄	o-Diethylbenzene	293.2	2.594				
C ₁₀ H ₁₄	m-Diethylbenzene	293.2	2.369				
C ₁₀ H ₁₄	p-Diethylbenzene	293.2	2.259				
C ₁₀ H ₁₄	1-Ethyl-3,5-dimethylbenzene	293.2	2.275				
C ₁₀ H ₁₄	1,2,3,4-Tetramethylbenzene	296.0	2.538	0.33822E+01	-0.33630E-02	0.17475E-05	273-412
C ₁₀ H ₁₄	1,2,4,5-Tetramethylbenzene	356.0	2.223	0.26834E+01	-0.10327E-02	-0.73533E-06	356-430
C ₁₀ H ₁₄ N ₂	L-Nicotine	293.2	8.937	0.21347E+02	-0.57177E-01	0.50655E-04	293-363
C ₁₀ H ₁₄ O	1-Phenyl-2-methyl-2-propanol	298.2	5.71	0.21922E+02	-0.84231E-01	0.99475E-04	298-423
C ₁₀ H ₁₄ O	Butyl phenyl ether	293.2	3.734				
C ₁₀ H ₁₄ O	Thymol	333.2	4.259				
C ₁₀ H ₁₅ N	N,N-Diethylaniline	303.2	5.15	0.50773E+01	0.15399E-01	-0.50000E-04	303-328
C ₁₀ H ₁₆	γ -Terpinene	298.2	2.2738				
C ₁₀ H ₁₆	d-Limonene	298.2	2.3746				
C ₁₀ H ₁₆	l-Limonene	298.2	2.3738				
C ₁₀ H ₁₆	Terpinolene	298.2	2.2918				
C ₁₀ H ₁₆	α -Pinene	298.2	2.1787				
C ₁₀ H ₁₆	β -Pinene	298.2	2.4970				
C ₁₀ H ₁₆	α -Terpinene	298.2	2.4526				
C ₁₀ H ₁₆	β -Myrcene	298.2	2.3				
C ₁₀ H ₁₆ O	Carvenone	293.2	18.8				
C ₁₀ H ₁₆ O	d-Fenchone	294.2	12.8				
C ₁₀ H ₁₇ Cl	2-Chlorobornane	368.2	5.21				
C ₁₀ H ₁₈	Pinane	298.2	2.1456				
C ₁₀ H ₁₈	cis-Decahydronaphthalene	293.2	2.219	0.25410E+01	-0.11420E-02	0.15092E-06	293-373
C ₁₀ H ₁₈	trans-Decahydronaphthalene	293.2	2.184	0.26615E+01	-0.21241E-02	0.16864E-05	293-373
C ₁₀ H ₁₈ O	Eucalyptol	298.2	4.57				
C ₁₀ H ₁₈ O ₂	Cyclohexyl butanoate	293.2	4.58				
C ₁₀ H ₁₈ O ₄	Diethyl adipate	293.2	6.109	0.14824E+02	-0.40749E-01	0.37600E-04	293-343
C ₁₀ H ₂₀	1-Decene	293.2	2.136	0.19091E+01	0.33442E-02	-0.87500E-05	273-323
C ₁₀ H ₂₀	cis-5-Decene	298.2	2.071				

Mol. form.	Name	T/K	ϵ_r	<i>a</i>	<i>b</i>	<i>c</i>	Range/K
C ₁₀ H ₂₀	<i>trans</i> -5-Decene	298.2	2.030				
C ₁₀ H ₂₀	5-Methyl-4-nonene	293.2	2.175				
C ₁₀ H ₂₀	2,4,6-Trimethyl-3-heptene	293.2	2.293				
C ₁₀ H ₂₀ Br ₂	1,10-Dibromodecane	303.2	6.56	0.17350E+02	-0.50328E-01	0.48633E-04	303-368
C ₁₀ H ₂₀ Cl ₂	1,10-Dichlorodecane	308.2	6.68	-0.57423E+01	0.94220E-01	-0.17500E-03	308-338
C ₁₀ H ₂₀ O	2-Decanone	287.2	8.3				
C ₁₀ H ₂₀ O	Menthol	309.3	3.90	0.68202E+01	-0.15894E-01	0.20837E-04	309-358
C ₁₀ H ₂₀ O ₂	2,2-Dimethyloctanoic acid	296.2	2.8				
C ₁₀ H ₂₀ O ₂	Octyl acetate	288.2	4.18	-0.34691E+01	0.58106E-01	-0.10952E-03	288-323
C ₁₀ H ₂₀ O ₂	2-Methylheptyl acetate	288.2	4.27	0.23285E+02	-0.11538E+00	0.17143E-03	288-323
C ₁₀ H ₂₀ O ₂	Pentyl pentanoate	305.6	4.076	0.77641E+01	-0.14335E-01	0.73740E-05	306-393
C ₁₀ H ₂₀ O ₂	Isopentyl pentanoate	292.2	3.6				
C ₁₀ H ₂₀ O ₂	Isopentyl isopentanoate	288.2	4.39	0.14698E+02	-0.57726E-01	0.76190E-04	288-323
C ₁₀ H ₂₀ O ₂	Methyl nonanoate	293.2	3.943				
C ₁₀ H ₂₁ Br	1-Bromodecane	298.2	4.44	0.11202E+02	-0.33491E-01	0.36314E-04	274-328
C ₁₀ H ₂₁ Cl	1-Chlorodecane	293.2	4.581	0.68741E+01	-0.12210E-02	-0.22500E-04	293-323
C ₁₀ H ₂₁ NO	<i>N,N</i> -Dibutylacetamide	293.2	19.1				
C ₁₀ H ₂₂	Decane	293.2	1.9853	0.24054E+01	-0.15445E-02	0.44643E-06	253-393
C ₁₀ H ₂₂	2,7-Dimethyloctane	293.2	1.98				
C ₁₀ H ₂₂	4-Propylheptane	293.2	1.9955				
C ₁₀ H ₂₂ O	1-Decanol	293.2	7.93	0.47195E+02	-0.20740E+00	0.24942E-03	293-343
C ₁₀ H ₂₂ O	2-Decanol	298.2	5.82	0.13621E+03	-0.81000E+00	0.12500E-02	288-308
C ₁₀ H ₂₂ O	3-Decanol	298.2	4.05	0.52090E+02	-0.31020E+00	0.50000E-03	288-308
C ₁₀ H ₂₂ O	4-Decanol	298.2	3.42	-0.11260E+02	0.93960E-01	-0.15000E-03	288-308
C ₁₀ H ₂₂ O	5-Decanol	298.2	3.24	-0.25832E+01	0.31456E-01	-0.40000E-04	288-308
C ₁₀ H ₂₂ O	2,2-Dimethyl-1-octanol	293.2	7.86	0.69536E+02	-0.34596E+00	0.46250E-03	293-333
C ₁₀ H ₂₂ O	Dipentyl ether	298.2	2.798				
C ₁₀ H ₂₂ O	Diisopentyl ether	293.2	2.817	0.44690E+01	-0.63710E-02	0.25000E-05	293-323
C ₁₀ H ₂₂ OS	Dipentyl sulfoxide	348.2	18.8				
C ₁₀ H ₂₂ O ₅	Tetraethylene glycol dimethyl ether	298.2	7.68				
C ₁₀ H ₂₂ S	Dipentyl sulfide	298.2	3.826				
C ₁₀ H ₂₅ N	Decylamine	293.2	3.31	0.61497E+01	-0.12801E-01	0.10606E-04	293-373
C ₁₀ H ₃₀ O ₅ Si ₄	Decamethyltetrasiloxane	293.2	2.370				
C ₁₀ H ₃₀ O ₅ Si ₅	Decamethylcyclopentasiloxane	293.2	2.50				
C ₁₁ H ₁₀	1-Methylnaphthalene	293.2	2.915	0.45126E+01	-0.76480E-02	0.75000E-05	293-333
C ₁₁ H ₁₀	2-Methylnaphthalene	313.2	2.747				
C ₁₁ H ₁₀ O	1-Methoxynaphthalene	293.2	4.020	0.71885E+01	-0.14838E-01	0.13750E-04	293-333
C ₁₁ H ₁₀ O	2-Methoxynaphthalene	353.2	3.563	0.56702E+01	-0.69754E-02	0.28571E-05	353-373
C ₁₁ H ₁₂ O ₂	Ethyl <i>trans</i> -cinnamate	293.2	5.63				
C ₁₁ H ₁₂ O ₃	Ethyl benzoylacetate	303.2	13.50	0.93644E+01	0.74280E-01	-0.20000E-03	303-323
C ₁₁ H ₁₄ O ₂	Benzyl butanoate	301.2	4.55				
C ₁₁ H ₁₄ O ₂	Phenyl pentanoate	293.2	4.30				
C ₁₁ H ₁₄ O ₂	Butyl benzoate	303.2	5.52	0.77854E+01	-0.34972E-02	-0.13149E-04	303-358
C ₁₁ H ₁₄ O ₂	Isobutyl benzoate	291.2	5.39				
C ₁₁ H ₁₆	1,3-Diethyl-5-methylbenzene	293.2	2.264				
C ₁₁ H ₁₆	Pentamethylbenzene	334.0	2.358	0.30196E+01	-0.22619E-02	0.83831E-06	334-413
C ₁₁ H ₂₂	1-Undecene	293.2	2.137	0.22132E+01	0.13121E-02	-0.53571E-05	273-323
C ₁₁ H ₂₂ O	2-Undecanone	285.3	8.3				
C ₁₁ H ₂₂ O ₂	Nonyl acetate	293.2	3.87				
C ₁₁ H ₂₂ O ₂	Pentyl hexanoate	288.2	4.22	0.83503E+01	-0.18449E-01	0.14286E-04	288-323
C ₁₁ H ₂₃ Br	1-Bromoundecane	272.6	4.61				
C ₁₁ H ₂₄	Undecane	293.2	1.9972	0.23637E+01	-0.12500E-02	-0.85869E-16	283-363
C ₁₁ H ₂₄ O	1-Undecanol	313.2	5.98				
C ₁₁ H ₂₅ N	Undecylamine	293.2	3.25	0.54945E+01	-0.96161E-02	0.66017E-05	293-373
C ₁₂ F ₂₇ N	Tris(perfluorobutyl)amine	293.2	2.15				
C ₁₂ H ₈ O	Dibenzofuran	373.2	3.00				
C ₁₂ H ₁₀	Biphenyl	348.2	2.53	0.26869E+01	0.63072E-03	-0.30995E-05	348-428
C ₁₂ H ₁₀ N ₂ O	<i>trans</i> -Azoxybenzene	311.2	5.2				
C ₁₂ H ₁₀ O	Diphenyl ether	283.2	3.726				
C ₁₂ H ₁₀ O	2-Acetonaphthone	333.2	13.03	0.14538E+03	-0.73040E+00	0.10000E-02	333-363
C ₁₂ H ₁₀ OS	Diphenyl sulfoxide	344.7	16.6				
C ₁₂ H ₁₀ O ₂ S	Diphenyl sulfone	406.2	21.1				
C ₁₂ H ₁₀ S	Diphenyl sulfide	298.2	5.43				

Mol. form.	Name	T/K	ϵ_r	<i>a</i>	<i>b</i>	<i>c</i>	Range/K
C ₁₂ H ₁₁ N	Diphenylamine	323.2	3.73				
C ₁₂ H ₁₁ NO	<i>N</i> -1-Naphthylacetamide	433.2	24.3	0.84739E+02	-0.12391E+00	-0.35714E-04	433-533
C ₁₂ H ₁₂	1,6-Dimethylnaphthalene	293.2	2.7250				
C ₁₂ H ₁₂ O	1-Ethoxynaphthalene	292.2	3.3				
C ₁₂ H ₁₄ O ₂	Propyl cinnamate	293.2	5.45				
C ₁₂ H ₁₄ O ₄	Diethyl phthalate	293.2	7.86				
C ₁₂ H ₁₆ O	2-Cyclohexylphenol	328.2	3.97				
C ₁₂ H ₁₆ O	4-Cyclohexylphenol	404.2	4.42				
C ₁₂ H ₁₆ O ₂	Pentyl benzoate	293.2	5.07				
C ₁₂ H ₁₆ O ₃	Pentyl salicylate	301.2	6.25				
C ₁₂ H ₁₆ O ₃	Isopentyl salicylate	293.12	7.26	0.13129E+02	-0.19190E-01	-0.36060E-05	225-397
C ₁₂ H ₁₇ NO	<i>N</i> -Butyl- <i>N</i> -phenylacetamide	298.2	11.66				
C ₁₂ H ₁₈	Hexylbenzene	293.2	2.3				
C ₁₂ H ₁₈	1,3,5-Triethylbenzene	293.2	2.256				
C ₁₂ H ₁₈	Hexamethylbenzene	449.0	2.172	0.35710E+01	-0.46912E-02	0.35088E-05	449-489
C ₁₂ H ₂₀ O ₂	<i>l</i> -Bornyl acetate	303.2	4.46	0.60791E+01	0.98200E-02	-0.50000E-04	303-323
C ₁₂ H ₂₂ O	Dicyclohexyl ether	293.2	3.45	0.95324E+01	-0.31740E-01	0.37500E-04	293-333
C ₁₂ H ₂₂ O	Cyclododecanone	303.2	11.4	0.39327E+02	-0.13248E+00	0.13298E-03	303-423
C ₁₂ H ₂₂ O ₆	Dibutyl tartrate	314.2	9.4				
C ₁₂ H ₂₄	1-Dodecene	293.2	2.152	0.22581E+01	0.11106E-02	-0.50000E-05	273-323
C ₁₂ H ₂₄ O ₂	Decyl acetate	293.2	3.75				
C ₁₂ H ₂₄ O ₂	Ethyl decanoate	293.2	3.75	0.70969E+01	-0.15080E-01	0.12500E-04	293-353
C ₁₂ H ₂₄ O ₂	Methyl undecanoate	293.2	3.671				
C ₁₂ H ₂₅ Br	1-Bromododecane	298.2	4.07	0.86103E+01	-0.20891E-01	0.18994E-04	274-328
C ₁₂ H ₂₅ Cl	1-Chlorododecane	298.2	4.17	0.10002E+02	-0.27798E-01	0.27559E-04	274-328
C ₁₂ H ₂₅ I	1-Iodododecane	298.2	3.91	0.34641E+01	0.97404E-02	-0.27602E-04	293-323
C ₁₂ H ₂₆	Dodecane	293.2	2.0120	0.23697E+01	-0.12200E-02	-0.36375E-16	283-363
C ₁₂ H ₂₆ O	1-Dodecanol	303.2	5.82	0.18518E+02	-0.44859E-01	0.99900E-05	303-358
C ₁₂ H ₂₆ O	2-Butyl-1-octanol	363.2	3.28				
C ₁₂ H ₂₇ BO ₃	Tributyl borate	293.2	2.23				
C ₁₂ H ₂₇ N	Dodecylamine	303.2	3.07	0.27999E+01	0.44810E-02	-0.11905E-04	303-373
C ₁₂ H ₂₇ N	Tributylamine	293.2	2.340	0.19846E+01	0.28108E-02	-0.54545E-05	233-293
C ₁₂ H ₂₇ O ₄ P	Tributyl phosphate	293.2	8.34	0.26304E+02	-0.88480E-01	0.92857E-04	293-373
C ₁₂ H ₂₈ O ₄ Si	Tetrapropoxysilane	298.2	3.21				
C ₁₂ H ₂₈ Sn	Tetrapropylstannane	293.2	2.267				
C ₁₂ H ₃₀ OSi ₂	Hexaethyldisiloxane	298.2	2.259	0.36559E+01	-0.72406E-02	0.85714E-05	298-333
C ₁₃ H ₁₀ O	Benzophenone	300.2	12.62	0.34130E+02	-0.10249E+00	0.10268E-03	300-420
C ₁₃ H ₁₀ O ₃	Phenyl salicylate	290.2	6.92	0.26545E+02	-0.11180E+00	0.15220E-03	290-358
C ₁₃ H ₁₂	Diphenylmethane	303.2	2.540	0.30638E+01	-0.17286E-02		303-333
C ₁₃ H ₁₂ O	Benzyl phenyl ether	313.2	3.748				
C ₁₃ H ₁₈ O ₂	Hexyl benzoate	293.2	4.80				
C ₁₃ H ₂₀	Heptylbenzene	293.2	2.26				
C ₁₃ H ₂₀ O	α -Ionone*	292.4	10.78				
C ₁₃ H ₂₀ O	β -Ionone*	297.65	11.66				
C ₁₃ H ₂₄ O ₄	Diethyl nonanedioate	303.2	5.133				
C ₁₃ H ₂₆	1-Tridecene	293.2	2.139	0.14154E+01	0.66514E-02	-0.14286E-04	273-323
C ₁₃ H ₂₆ O	7-Tridecanone	303.2	7.6				
C ₁₃ H ₂₆ O ₂	Ethyl undecanoate	293.2	3.55				
C ₁₃ H ₂₆ O ₂	Methyl dodecanoate	293.2	3.539				
C ₁₃ H ₂₇ Br	1-Bromotridecane	281.15	4.19				
C ₁₃ H ₂₈	Tridecane	293.2	2.0213	0.23731E+01	-0.12000E-02	-0.21841E-15	283-363
C ₁₃ H ₂₈	5-Butylnonane	293.2	2.0319				
C ₁₃ H ₂₈ O	1-Tridecanol	333.2	4.02				
C ₁₄ H ₁₀	Anthracene	502.0	2.649	0.20571E+02	-0.69169E-01	0.66667E-04	502-516
C ₁₄ H ₁₀	Phenanthrene	383.2	2.72				
C ₁₄ H ₁₀ O ₂	Benzil	368.2	13.04	-0.23599E+02	0.22715E+00	-0.34667E-03	368-393
C ₁₄ H ₁₂ O ₂	Benzyl benzoate	303.2	5.26	0.76856E+01	-0.80000E-02	-0.80361E-15	303-358
C ₁₄ H ₁₂ O ₃	Benzyl salicylate	301.2	4.12				
C ₁₄ H ₁₄	1,2-Diphenylethane	331.2	2.47	0.31178E+01	-0.21572E-02	0.59800E-06	331-451
C ₁₄ H ₁₄ O	Dibenzyl ether	293.2	3.821	0.80154E+01	-0.20536E-01	0.21250E-04	293-333
C ₁₄ H ₁₅ N	Dibenzylamine	293.2	3.446				
C ₁₄ H ₁₆ O ₂ Si	Dimethyldiphenoxysilane	298.2	3.500	0.51669E+01	-0.77001E-02	0.70156E-05	283-353
C ₁₄ H ₁₈ O ₂	Pentyl cinnamate	293.2	4.89				

Mol. form.	Name	T/K	ϵ_r	<i>a</i>	<i>b</i>	<i>c</i>	Range/K
C ₁₄ H ₂₂	Octylbenzene	293.2	2.26				
C ₁₄ H ₂₆ O ₄	Diisobutyl adipate	293.2	5.19				
C ₁₄ H ₂₆ O ₄	Diethyl sebacate	303.2	4.995	0.39143E+02	-0.20965E+00	0.32000E-03	303-313
C ₁₄ H ₂₈ O ₂	Dodecyl acetate	293.2	3.6				
C ₁₄ H ₂₈ O ₂	Ethyl laurate	273.2	3.94				
C ₁₄ H ₂₈ O ₂	Methyl tridecanoate	293.2	3.442				
C ₁₄ H ₂₉ Br	1-Bromotetradecane	293.2	3.84	0.10058E+02	-0.33905E-01	0.43528E-04	274-328
C ₁₄ H ₃₀	Tetradecane	293.2	2.0343	0.23832E+01	-0.11900E-02	-0.51229E-16	283-363
C ₁₄ H ₃₀ O	1-Tetradecanol	318.2	4.42	0.12272E+02	-0.24667E-01	-0.13168E-13	318-358
C ₁₄ H ₃₁ N	Tetradecylamine	312.55	2.90				
C ₁₅ H ₁₂ O ₄	Phenyl 2-(acetyloxy)benzoate	384.2	4.33				
C ₁₅ H ₂₆ O ₆	Tributylin	282.8	5.72	0.13152E+02	-0.36684E-01	0.36795E-04	199-283
C ₁₅ H ₃₀ O ₂	Methyl tetradecanoate	293.2	3.352				
C ₁₅ H ₃₁ Br	1-Bromopentadecane	293.35	3.88				
C ₁₅ H ₃₂	Pentadecane	293.2	2.0391	0.23792E+01	-0.11600E-02	-0.71069E-16	283-363
C ₁₅ H ₃₂ O	1-Pentadecanol	333.2	3.70				
C ₁₅ H ₃₃ N	Pentadecylamine	313.25	2.85				
C ₁₅ H ₃₃ N	Triisopentylamine	294.2	2.29				
C ₁₆ H ₂₂ O ₄	Dibutyl phthalate	293.2	6.58	0.12444E+02	-0.20000E-01		293-333
C ₁₆ H ₃₂ O ₂	Hexadecanoic acid	338.2	2.417				
C ₁₆ H ₃₂ O ₂	Ethyl myristate	293.2	3.50	0.52642E+01	-0.60000E-02	-0.47358E-15	293-353
C ₁₆ H ₃₂ O ₂	Methyl pentadecanoate	293.2	3.296				
C ₁₆ H ₃₃ Br	1-Bromohexadecane	298.2	3.68	0.58668E+01	-0.73333E-02	-0.52666E-14	298-328
C ₁₆ H ₃₃ I	1-Iodohexadecane	293.2	3.57	0.79531E+01	-0.22859E-01	0.26955E-04	293-323
C ₁₆ H ₃₄	Hexadecane	293.2	2.0460	0.23861E+01	-0.11600E-02	0.25555E-15	293-363
C ₁₆ H ₃₄ O	1-Hexadecanol	333.2	3.69	0.85935E+01	-0.14714E-01	-0.45533E-13	333-363
C ₁₆ H ₃₅ N	Hexadecylamine	328.35	2.71				
C ₁₆ H ₃₆ Sn	Tetrabutylstannane	293.2	9.74	0.56115E+02	-0.24812E+00	0.30682E-03	293-313
C ₁₇ H ₁₂ O ₃	2-Naphthyl salicylate	293.0	6.30	0.11229E+02	-0.18857E-01	0.70332E-05	293-353
C ₁₇ H ₃₄ O	9-Heptadecanone	328.2	5.43	0.44176E+02	-0.21183E+00	0.28571E-03	328-363
C ₁₇ H ₃₄ O ₂	Methyl palmitate	313.2	3.124				
C ₁₇ H ₃₆	Heptadecane	293.2	2.0578	0.23627E+01	-0.10400E-02	-0.10397E-12	293-308
C ₁₇ H ₃₆ O	1-Heptadecanol	333.2	3.41				
C ₁₈ H ₂₆ O ₄	Dipentyl phthalate	293.2	6.00				
C ₁₈ H ₂₈ O ₂	Phenyl laurate	293.2	3.28				
C ₁₈ H ₃₀ O ₂	Linolenic acid	293.2	2.825	0.33867E+01	-0.19181E-02		274-368
C ₁₈ H ₃₀ O ₄	Dicyclohexyl adipate	308.2	4.84				
C ₁₈ H ₃₂ O ₂	Linoleic acid	293.2	2.754	0.32073E+01	-0.15477E-02		275-368
C ₁₈ H ₃₄ O ₂	Oleic acid	293.2	2.336	0.25385E+01	-0.69448E-03		275-368
C ₁₈ H ₃₄ O ₄	Dibutyl sebacate	293.2	4.54				
C ₁₈ H ₃₆ O ₂	Stearic acid	293.2	2.314	0.27159E+01	-0.13300E-02		293-373
C ₁₈ H ₃₆ O ₂	Hexadecyl acetate	308.2	3.19	0.47310E+01	-0.50000E-02	0.41338E-14	308-348
C ₁₈ H ₃₆ O ₂	Ethyl palmitate	303.2	3.07	0.57938E+01	-0.12294E-01	0.10919E-04	303-455
C ₁₈ H ₃₆ O ₂	Methyl heptadecanoate	313.2	3.07				
C ₁₈ H ₃₇ Br	1-Bromooctadecane	303.35	3.53	0.46790E+01	-0.30355E-02	-0.24798E-05	303-332
C ₁₈ H ₃₈ O	1-Octadecanol	333.2	3.38	0.73784E+01	-0.12000E-01	-0.22871E-13	333-363
C ₁₈ H ₃₉ BO ₃	Trihexyl borate	293.2	2.22				
C ₁₈ H ₃₉ N	Octadecylamine	326.35	2.67				
C ₁₉ H ₁₆	Triphenylmethane	367.2	2.46	0.40201E+01	-0.66507E-02	0.65329E-05	367-448
C ₁₉ H ₁₈ O ₃ Si	Methyltriphenoxysilane	298.2	3.628				
C ₁₉ H ₃₂ O ₂	Methyl linolenate	293.2	3.355				
C ₁₉ H ₃₄ O ₂	Methyl linoleate	293.2	3.466				
C ₁₉ H ₃₆ O ₂	Methyl oleate	293.2	3.211				
C ₁₉ H ₃₈ O	10-Nonadecanone	353.2	5.37				
C ₁₉ H ₃₈ O ₂	Methyl stearate	313.2	3.021				
C ₁₉ H ₄₀	Nonadecane	293.2	2.0706				
C ₂₀ H ₃₀ O ₄	Dihexyl phthalate	293.2	5.62				
C ₂₀ H ₃₈ O ₂	Ethyl oleate	301.2	3.17	0.57033E+01	-0.11223E-01	0.93447E-05	301-423
C ₂₀ H ₄₀ O ₂	Octadecyl acetate	308.2	3.07	0.44569E+01	-0.45000E-02	0.33923E-14	308-348
C ₂₀ H ₄₀ O ₂	Ethyl stearate	313.2	2.958	0.70930E+01	-0.19081E-01	0.19555E-04	331-440
C ₂₀ H ₄₀ O ₂	Methyl nonadecanoate	313.2	2.982				
C ₂₀ H ₄₂ O	1-Eicosanol	338.2	3.13	0.21700E+01	0.12497E-01	-0.28571E-04	338-363
C ₂₀ H ₄₂ O	Didecyl ether	293.2	2.644	0.41465E+01	-0.62240E-02	0.37500E-05	293-333

Mol. form.	Name	T/K	ϵ_r	<i>a</i>	<i>b</i>	<i>c</i>	Range/K
C ₂₀ H ₆₀ O ₈ Si ₉	Eicosamethylnonasiloxane	293.2	2.645	0.57840E+01	-0.16568E-01	0.20000E-04	293-323
C ₂₁ H ₂₁ O ₄ P	Tricresyl phosphate*	298.2	6.7				
C ₂₁ H ₃₈ O ₆	1,2,3-Propanetriyl hexanoate	293.2	4.476				
C ₂₂ H ₄₂ O ₂	Butyl oleate	298.2	4.00				
C ₂₂ H ₄₄ O ₂	Butyl stearate	298.2	3.120	0.73894E+02	-0.46261E+00	0.75500E-03	298-343
C ₂₂ H ₄₆	Docosane	293.2	2.0840				
C ₂₂ H ₄₆ O	1-Docosanol	348.2	2.94	0.82062E+01	-0.25069E-01	0.28571E-04	348-373
C ₂₄ H ₂₀ O ₄ Si	Tetraphenoxysilane	333.2	3.4915				
C ₂₄ H ₃₈ O ₄	Diocetyl phthalate	293.2	5.22				
C ₂₆ H ₅₀ O ₄	Diocetyl sebacate	299.2	4.01				
C ₂₇ H ₅₀ O ₆	1,2,3-Propanetriyl octanoate	293.2	3.931				
C ₃₀ H ₅₈ O ₄	Ethylene glycol ditetradecanoate	343.2	2.98				
C ₃₀ H ₆₂	triacontane	373.2	1.9112				
C ₃₀ H ₆₂	2,6,10,15,19,23-Hexamethyltetracosane	373.2	1.9106				
C ₃₄ H ₆₆ O ₄	Ethylene glycol dipalmitate	348.2	2.89				
C ₃₄ H ₆₈ O ₂	Hexadecyl stearate	333.2	2.61				
C ₃₈ H ₇₄ O ₄	Ethylene glycol distearate	353.2	2.79				
C ₃₉ H ₇₄ O ₆	Glycerol trilaurate	313.2	3.287				
C ₅₁ H ₉₈ O ₆	Glycerol tripalmitate	328.2	2.901	-0.29131E+01	0.32206E-01	-0.44154E-04	328-393
C ₅₇ H ₁₀₄ O ₆	Glycerol trioleate	293.2	3.109				
C ₅₇ H ₁₀₄ O ₆	Glycerol trielaidate	313.2	2.980				
C ₅₇ H ₁₁₀ O ₆	Glycerol tristearate	353.2	2.740				

PERMITTIVITY (DIELECTRIC CONSTANT) OF GASES

This table gives the relative permittivity ϵ (often called the dielectric constant) of some common gases at a temperature of 20°C and pressure of one atmosphere (101.325 kPa). Values of the permanent dipole moment μ in Debye Units (1 D = 3.33564×10^{-30} C m) are also included.

The density dependence of the permittivity is given by the equation

$$\frac{\epsilon - 1}{\epsilon - 2} = \rho_m \left(\frac{4\pi N\alpha}{3} + \frac{4\pi N\mu^2}{9kT} \right)$$

where ρ_m is the molar density, N is Avogadro's number, k is the Boltzmann constant, T is the temperature, and α is the molecular polarizability. Therefore, in regions where the gas can be considered ideal, $\epsilon - 1$ is approximately proportional to the pressure at constant temperature. For nonpolar gases ($\mu = 0$), $\epsilon - 1$ is inversely proportional to temperature at constant pressure.

The number of significant figures indicates the accuracy of the values given. The values of ϵ for air, Ar, H₂, He, N₂, O₂, and CO₂ are recommended as reference values; these are accurate to 1 ppm or better.

The second part of the table gives the permittivity of water vapor in equilibrium with liquid water as a function of temperature (derived from Reference 4).

References

1. A. A. Maryott and F. Buckley, *Table of Dielectric Constants and Electric Dipole Moments of Substances in the Gaseous State*, National Bureau of Standards Circular 537, 1953.
2. B. A. Younglove, *J. Phys. Chem. Ref. Data*, 11, Suppl. 1, 1982; 16, 577, 1987 (for data on N₂, H₂, O₂, and hydrocarbons over a range of pressure and temperature).
3. *Landolt-Börnstein, Numerical Data and Functional Relationships in Science and Technology*, New Series, Group IV, Vol. 4, Springer-Verlag, Heidelberg, 1980 (for data at high pressures).
4. G. Birnbaum and S. K. Chatterjee, *J. Appl. Phys.*, 23, 220, 1952 (for data on water vapor).

Mol. form.	Name	ϵ	μ/D
<i>Compounds not containing carbon</i>			
	Air (dry, CO ₂ free)	1.0005364	
Ar	Argon	1.0005172	0
BF ₃	Boron trifluoride	1.0011	0
BrH	Hydrogen bromide	1.00279	0.827
ClH	Hydrogen chloride	1.00390	1.109
F ₃ N	Nitrogen trifluoride	1.0013	0.235
F ₆ S	Sulfur hexafluoride	1.00200	0
HI	Hydrogen iodide	1.00214	0.448
H ₂	Hydrogen	1.0002538	0
H ₂ S	Hydrogen sulfide	1.00344	0.97
H ₃ N	Ammonia	1.00622	1.471
He	Helium	1.0000650	0
Kr	Krypton	1.00078	0
NO	Nitric oxide	1.00060	0.159
N ₂	Nitrogen	1.0005480	0
N ₂ O	Nitrous oxide	1.00104	0.161
Ne	Neon	1.00013	0
O ₂	Oxygen	1.0004947	0
O ₂ S	Sulfur dioxide	1.00825	1.633
O ₃	Ozone	1.0017	0.534
Xe	Xenon	1.00126	0

Mol. form.	Name	ϵ	μ/D
<i>Compounds containing carbon</i>			
CF ₄	Tetrafluoromethane	1.00121	0
CO	Carbon monoxide	1.00065	0.110
CO ₂	Carbon dioxide	1.000922	0
CH ₃ Br	Bromomethane	1.01028	1.822
CH ₃ Cl	Chloromethane	1.01080	1.892
CH ₃ F	Fluoromethane	1.00973	1.858
CH ₃ I	Iodomethane	1.00914	1.62
CH ₄	Methane	1.00081	0
C ₂ H ₂	Acetylene	1.00124	0
C ₂ H ₃ Cl	Chloroethylene	1.0075	1.45
C ₂ H ₄	Ethylene	1.00134	0
C ₂ H ₅ Cl	Chloroethane	1.01325	2.05
C ₂ H ₆	Ethane	1.00140	0
C ₂ H ₆ O	Dimethyl ether	1.0062	1.30
C ₃ H ₆	Propene	1.00228	0.366
C ₃ H ₆	Cyclopropane	1.00178	0
C ₃ H ₈	Propane	1.00200	0.084
C ₄ H ₁₀	Butane	1.00258	0
C ₄ H ₁₀	Isobutane	1.00260	0.132

Permittivity of Saturated Water Vapor

$t/^\circ\text{C}$	ϵ	$t/^\circ\text{C}$	ϵ
0	1.00007	60	1.00144
10	1.00012	70	1.00213
20	1.00022	80	1.00305
30	1.00037	90	1.00428
40	1.00060	100	1.00587
50	1.00095		

AZEOTROPIC DATA FOR BINARY MIXTURES

J. Gmehling, J. Menke, J. Krafczyk, K. Fischer, J.-C. Fontaine, and H. V. Kehiaian

Binary homogeneous (single-phase) liquid mixtures having an extremum (maximum or minimum) vapor pressure P at constant temperature T , as a function of composition, are called azeotropic mixtures, or simply azeotropes. The composition is usually expressed as mole fractions, where x_1 for component 1 in the liquid phase and y_1 for component 1 in the vapor phase are identical. Mixtures that do not show a maximum or minimum are called zeotropic. A maximum (minimum) of the $P(x_1)$ or $P(y_1)$ curves corresponds to a minimum (maximum) of the boiling temperature T at constant P , plotted as a function of x_1 or y_1 [see $T(x_1)$ and $T(y_1)$ curves, Types I and III, in Fig.1]. Azeotropes in which the pressure is a maximum (temperature is a minimum) are often called positive azeotropes, while pressure-minimum (temperature-maximum) azeotropes are called negative azeotropes. The coordinates of an azeotropic point are the azeotropic temperature T_{Az} , pressure P_{Az} , and the vapor-phase composition $y_{1,Az}$, which is the same as the liquid-phase composition $x_{1,Az}$.

In the two-phase liquid-liquid region of partially miscible (heterogeneous) mixtures, the vapor pressure at constant T (or the boiling temperature at constant P) is independent of the global composition x_1 of the two coexisting liquid phases between the equilibrium compositions x_1' and x_1'' ($x_1' < x_1''$).

The constant vapor pressure (boiling temperature) above the two-phase region of certain partially miscible mixtures is usually larger (smaller) than the vapor pressure (boiling temperature) at any other liquid-phase composition in the homogeneous region. In this case, the vapor-phase composition is inside the miscibility gap. Mixtures of this type are called heteroazeotropic mixtures, or simply heteroazeotropes. (Fig. 1, Type II), as opposed to the other types of azeotropes, called homoazeotropes.

Only in a few cases partially miscible mixtures present a positive or negative azeotropic point in the single-phase region, outside the miscibility gap, similar to the azeotropic points of homogeneous mixtures (Fig. 1, Types IV and VI).

A few binary mixtures, for example the system perfluorobenzene + benzene, may present two azeotropic points at constant temperature (pressure), a positive and a negative one. They are called double azeotropic mixtures, or simply double azeotropes. (Fig. 1, Type V).

The knowledge of the occurrence of azeotropic points in binary and higher systems is of special importance for the design of distillation processes. The number of theoretical stages of a distillation column required for the separation depends on the separation factor α_{12} , i.e. the ratio of the K_i -factors ($K_i = y_i/x_i$) of the components i ($i = 1, 2$). The required separation factor can be calculated with the following simplified relation (Reference 1):

$$\alpha_{12} = K_1/K_2 = (y_1/x_1)/(y_2/x_2) = (\gamma_1 P_1^s)/(\gamma_2 P_2^s) \quad (1)$$

where γ_i is the activity coefficient of component i in the liquid phase and P_i^s is the vapor pressure of the pure component i .

In distillation processes, only the difference between the separation factor and unity ($\alpha_{12} - 1$) can be exploited for the separation. If the separation factor is close to unity, a large number of theoretical stages is required for the separation. If the binary system to be separated shows an azeotropic point ($\alpha_{12} = 1$), the separation

is impossible by ordinary distillation, even with an infinitely large number of stages.

Following eq. (1) azeotropic behavior will always occur in homogeneous binary systems when the vapor pressure ratio P_1^s/P_2^s is equal to the ratio of the activity coefficients γ_2/γ_1 .

Various thermodynamic methods based on g^E -models (Wilson, NRTL, UNIQUAC) or group contribution methods (UNIFAC, modified UNIFAC, ASOG, PSRK) can be used for either calculating or predicting the required activity coefficients for the components under given conditions of temperature and composition (Reference 2).

Because of the importance of azeotropic data for the design of distillation processes, compilations have been available in book form for quite some time (References 3-7). The most recent printed data collection was published in 1994 (Reference 8). A revised and extended version appeared in 2004 (Reference 9).

A collection of approximately 47,400 zeotropic and azeotropic data sets, compiled from 6600 references, are stored in a comprehensive computerized data bank (Reference 10). The references from the above-mentioned compilations and from the vapor-liquid equilibrium part of the Dortmund Data Bank (Reference 11) were supplemented by references found from CAS online searches, private communications, data from industry, etc.. Over 24,000 zeotropic data and over 20,000 azeotropic data are available for binary systems. Nearly 90% of the binary azeotropic data show a pressure maximum. In most cases (ca. 90%) these are homogeneous azeotropes, and in approximately 7-8% of the cases heterogeneous azeotropes are reported. Less than 10% of the data stored show a pressure minimum. Approximately 21,000 of the data sets stored were published after 1970.

The table below provides information about azeotropes for 808 selected binary systems. Compounds are listed in the modified Hill order, with carbon-containing compounds following those compounds not containing carbon. In columns 1 and 2 are the molecular formulas of components 1 and 2 written in the Hill convention. In column 3 the names of the components are given, either a systematic IUPAC name or a name in ubiquitous use. Columns 4, 5, and 6 contain the azeotropic coordinates of the mixtures: temperature T_{Az} , pressure P_{Az} , and vapor-phase composition $y_{1,Az}$. The explanation of the type of azeotrope (column 7) is given by the following codes:

- O: homogeneous azeotrope in a completely miscible system
- L: homogeneous azeotrope in a partially miscible system
- E: heterogeneous azeotrope
- X: pressure maximum
- N: pressure minimum
- D: double azeotrope
- C: system contains a supercritical compound

References

1. Gmehling, J. and Brehm, A., *Grundoperationen*, Thieme-Verlag, Stuttgart, 1996.
2. Gmehling, J. and Kolbe, B., *Thermodynamik*, VCH-Verlag, Weinheim, 1992.
3. Lecat, M., *Doctoral Dissertation*, 1908.

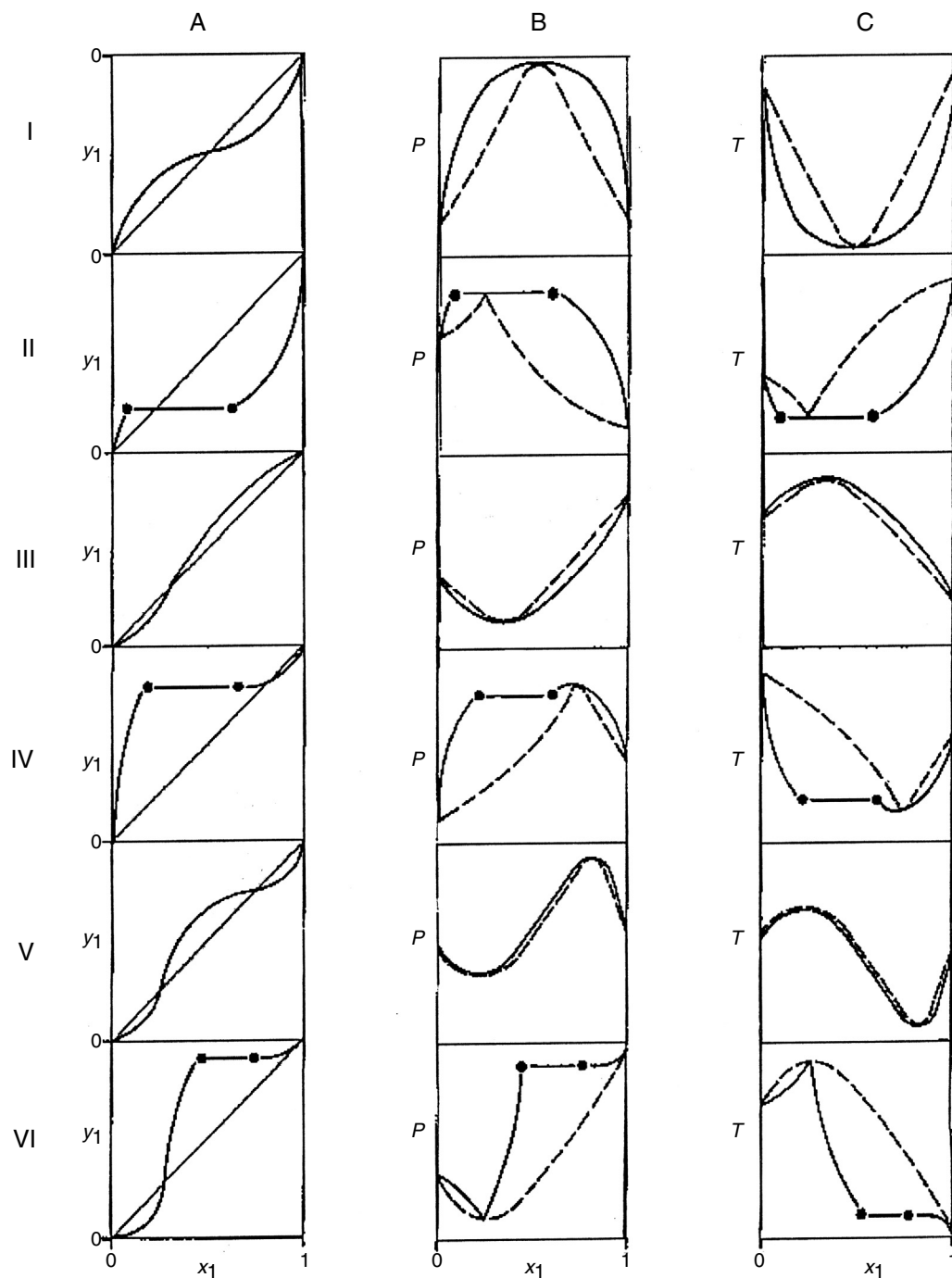


Figure 1 Different types of binary azeotropic systems: I - homogeneous pressure-maximum azeotrope in a completely miscible system (OX); II - heterogeneous pressure-maximum azeotrope (EX); III - homogeneous pressure-minimum azeotrope in a completely miscible system (ON); IV - homogeneous pressure-maximum azeotrope in a partially miscible system (LX); V - D: double azeotrope (OND, OXD); VI - homogeneous pressure-minimum azeotrope in a partially miscible system (LN). A - $y_1(x_1)$; B - $P(x_1)$ and $P(y_1)$; C - $T(x_1)$ and $T(y_1)$. Continuous line - (x_1) ; Dashed line - (y_1) .

4. Lecat, M., *L'Azeotropisme*, Monograph, L'Auteur, Brussel, 1918.
5. Lecat, M., *Tables Azeotropiques*, Monograph, Lamertin, Brussel 1949.
6. Ogorodnikov, S. K., Lesteva, T. M., and Kogan V. B., *Azeotropic Mixtures*, Khimia, Leningrad, 1971.
7. Horsley, L. H., *Azeotropic Data III*, American Chemical Society, Washington, 1973.
8. Gmehling, J., Menke, J., Krafczyk, J., and Fischer, K., *Azeotropic Data*, 2 Volumes, VCH Verlag, Weinheim, 1994.
9. Gmehling, J., Menke, J., Krafczyk, J., and Fischer, K., *Azeotropic Data*, 2nd Ed., 3 Volumes, VCH Verlag, Weinheim, 2004.
10. Gmehling, J., Menke, J., Krafczyk, J., and Fischer, K., *A Data Bank for Azeotropic Data, Status and Applications, Fluid Phase Equilib.* 103, 51, 1995.
11. Dortmund Data Bank, www.ddbst.de

Molecular formula						
Comp. 1	Comp. 2	Name	T_{Az}/K	$y_{1,Az}$	P_{Az}/kPa	Type
AlCl₃		Aluminum chloride				
	Cl ₃ OP	Phosphoryl trichloride	660.15	0.5150	101.33	ONC
ClH		Hydrogen chloride				
	H ₂ O	Water	389.34	0.1083	133.32	ONC
Cl₂OS		Thionyl chloride				
	Cl ₃ P	Phosphorus(III) chloride	345.85	0.4200	101.33	OX
Cl₂O₂S		Sulfuryl chloride				
	Cl ₃ P	Phosphorus(III) chloride	364.15	0.5000	101.33	ON
Cl₃OP		Phosphoryl trichloride				
	Cl ₅ Nb	Niobium(V) chloride	536.15	0.4020	101.33	ON
	Cl ₅ Ta	Tantalum(V) chloride	558.85	0.4650	101.33	ON
Cl₄Ge		Germanium(IV) chloride				
	C ₂ H ₄ Cl ₂	1,2-Dichloroethane	350.75	0.4630	101.33	OX
Cl₄Si		Tetrachlorosilane				
	C ₂ H ₃ N	Acetonitrile	321.05	0.6900	101.33	EX
Cl₅Mo		Molybdenum(V) chloride				
	Cl ₆ W	Tungsten(VI) chloride	274.70	0.9750	101.33	OX
FH		Hydrogen fluoride				
	H ₂ O	Water	382.15	0.3508	101.33	ON
	CCl ₃ F	Trichlorofluoromethane	283.15	0.7840	129.45	EX
HNO₃		Nitric acid				
	H ₂ O	Water	393.20	0.3820	101.33	ON
H₂O		Water				
	CHCl ₃	Trichloromethane	329.27	0.1603	101.33	EX
	CH ₂ O	Formaldehyde	355.75	0.9300	53.33	OX
	CH ₂ O ₂	Formic acid	380.35	0.4272	101.33	ON
	CH ₃ NO ₂	Nitromethane	356.90	0.5160	101.33	EX
	C ₂ HCl ₃	Trichloroethene	346.55	0.3560	101.33	EX
	C ₂ H ₃ N	Acetonitrile	349.95	0.3100	101.33	OX
	C ₂ H ₄ Cl ₂	1,2-Dichloroethane	345.43	0.3570	101.33	EX
	C ₂ H ₆ O	Ethanol	351.25	0.1030	101.33	OX
	C ₂ H ₈ N ₂	1,2-Ethanediamine	391.85	0.4450	101.33	ON
	C ₃ H ₃ N	Acrylonitrile	344.05	0.2850	101.33	EX
	C ₃ H ₄ O	Acrolein	325.45	0.0730	101.33	LX
	C ₃ H ₆ O	Propanal	320.65	0.0600	101.33	LX
	C ₃ H ₆ O	Allyl alcohol	361.15	0.5562	101.33	OX
	C ₃ H ₆ O ₂	Methyl acetate	330.05	0.1060	103.62	LX
	C ₃ H ₆ O ₂	1,3-Dioxolane	344.95	0.2520	101.30	OX
	C ₃ H ₆ O ₂	Ethyl formate	325.75	0.0700	101.33	EX
	C ₃ H ₆ O ₂	Propanoic acid	373.05	0.9500	101.33	OX
	C ₃ H ₇ Br	1-Bromopropane	336.35	0.2210	101.33	EX
	C ₃ H ₈ O	1-Propanol	360.80	0.5680	101.33	OX
	C ₃ H ₈ O	2-Propanol	353.70	0.3260	101.33	OX
	C ₃ H ₈ O ₂	2-Methoxyethanol	372.65	0.9441	99.99	OX
	C ₃ H ₈ O ₂	Dimethoxymethane	315.05	0.0269	101.38	LX
	C ₄ H ₅ N	<i>cis</i> -2-Butenenitrile	358.45	0.3832	101.33	EX
	C ₄ H ₅ N	<i>trans</i> -2-Butenenitrile	363.05	0.6843	101.33	EX
	C ₄ H ₅ N	Pyrrole	348.15	0.7514	50.13	EX
	C ₄ H ₆ O ₂	Methacrylic acid	372.25	0.9464	98.93	OX
	C ₄ H ₈ O	2-Butanone	346.54	0.3480	101.33	LX
	C ₄ H ₈ O	Tetrahydrofuran	336.67	0.1828	101.33	OX
	C ₄ H ₈ O	Isobutanal	332.80	0.1698	100.99	EX
	C ₄ H ₈ O ₂	Ethyl acetate	343.55	0.2990	101.33	EX
	C ₄ H ₈ O ₂	Butanoic acid	372.95	0.9559	101.33	OX
	C ₄ H ₈ O ₂	1,4-Dioxane	360.65	0.5280	101.33	OX
	C ₄ H ₈ O ₂	Propyl formate	344.85	0.3090	101.33	EX
	C ₄ H ₈ O ₂	Methyl propanoate	344.75	0.3050	101.33	EX
	C ₄ H ₉ Br	1-Bromobutane	353.95	0.4950	101.33	EX

Molecular formula						
Comp. 1	Comp. 2	Name	T_{Az}/K	$y_{1,Az}$	P_{Az}/kPa	Type
	C ₄ H ₉ Br	1-Bromo-2-methylpropane	348.45	0.3730	101.33	EX
	C ₄ H ₉ Cl	1-Chloro-2-methylpropane	333.95	0.1970	101.33	LX
	C ₄ H ₁₀ O	1-Butanol	365.45	0.7540	101.33	EX
	C ₄ H ₁₀ O	2-Butanol	360.50	0.6200	101.33	LX
	C ₄ H ₁₀ O	2-Methyl-2-propanol	353.00	0.4011	101.33	OX
	C ₄ H ₁₁ N	Butylamine	349.85	0.0700	101.33	OX
	C ₅ H ₅ N	Pyridine	367.30	0.7500	101.33	OX
	C ₅ H ₈	2-Methyl-1,3-butadiene	305.85	0.0520	101.33	EX
	C ₅ H ₈	Methylenecyclobutane	313.15	0.0212	101.30	EX
	C ₅ H ₈ O	Cyclopropyl methyl ketone	361.65	0.7060	101.19	EX
	C ₅ H ₈ O ₂	Methyl methacrylate	354.45	0.4996	101.33	EX
	C ₅ H ₁₀	2-Methyl-2-butene	309.75	0.0650	101.33	EX
	C ₅ H ₁₀ O	3-Methyl-2-buten-1-ol	369.55	0.9141	101.33	EX
	C ₅ H ₁₀ O	3-Methyl-3-buten-1-ol	333.15	0.8680	101.33	EX
	C ₅ H ₁₀ O	2-Methyl-3-buten-2-ol	359.25	0.5770	101.33	LX
	C ₅ H ₁₀ O	3-Pentanone	356.05	0.4750	101.33	EX
	C ₅ H ₁₀ O ₂	Isopropyl acetate	349.75	0.3960	101.33	EX
	C ₅ H ₁₀ O ₂	Propyl acetate	355.91	0.5228	101.33	EX
	C ₅ H ₁₀ O ₂	Butyl formate	356.95	0.5360	101.33	EX
	C ₅ H ₁₀ O ₂	Isobutyl formate	352.75	0.4460	101.33	EX
	C ₅ H ₁₂ O	3-Methyl-1-butanol	367.97	0.8265	101.33	EX
	C ₅ H ₁₂ O	2-Methyl-2-butanol	360.85	0.6355	101.75	EX
	C ₅ H ₁₂ O	1-Pentanol	369.08	0.8633	101.33	EX
	C ₅ H ₁₂ O	2-Pentanol	363.15	0.7550	92.49	EX
	C ₆ H ₆	Benzene	342.35	0.2980	101.33	EX
	C ₆ H ₇ N	Aniline	372.55	0.9580	101.33	EX
	C ₆ H ₇ N	4-Methylpyridine	370.50	0.8972	101.33	OX
	C ₆ H ₁₀	Cyclohexene	343.95	0.3090	101.33	EX
	C ₆ H ₁₀ O	Cyclohexanone	369.45	0.8694	101.33	EX
	C ₆ H ₁₀ O	Methyldihydropyran (unspecified isomer)	360.75	0.5841	100.93	EX
	C ₆ H ₁₀ O ₂	4-Vinyl-1,3-dioxane	367.65	0.8955	101.33	EX
	C ₆ H ₁₂	1-Hexene	318.15	0.1510	63.35	EX
	C ₆ H ₁₂ O ₂	Butyl acetate	363.35	0.7013	101.33	EX
	C ₆ H ₁₂ O ₂	Isobutyl acetate	361.05	0.6440	101.33	EX
	C ₆ H ₁₂ O ₂	4,4-Dimethyl-1,3-dioxane	366.00	0.7779	101.33	EX
	C ₆ H ₁₂ O ₂	4,5-Dimethyl-1,3-dioxane (unspecified isomer)	365.05	0.7966	101.50	EX
	C ₆ H ₁₂ O ₂	4-Ethyl-1,3-dioxane	365.75	0.7257	101.30	EX
	C ₆ H ₁₂ O ₂	Diacetone alcohol	370.00	0.9900	90.79	OX
	C ₆ H ₁₂ O ₂	Propyl propanoate	362.05	0.6600	101.33	EX
	C ₆ H ₁₃ N	Cyclohexylamine	369.55	0.8692	101.33	OX
	C ₆ H ₁₄	Hexane	334.75	0.2110	101.33	EX
	C ₆ H ₁₄ O	Butyl ethyl ether	349.85	0.4070	101.33	EX
	C ₆ H ₁₄ O	1-Hexanol	367.89	0.9432	101.33	EX
	C ₆ H ₁₄ O ₃	Di(ethylene glycol) dimethyl ether	372.70	0.9679	101.33	OX
	C ₆ H ₁₅ N	Diisopropylamine	347.25	0.3654	101.33	EX
	C ₆ H ₁₅ N	Dipropylamine	359.00	0.6046	101.33	EX
	C ₇ H ₈	Toluene	357.25	0.5230	101.33	EX
	C ₇ H ₈ O	Benzyl alcohol	373.05	0.9840	101.33	EX
	C ₇ H ₉ N	2,6-Dimethylpyridine	369.17	0.8647	101.33	EX
	C ₇ H ₁₂ O ₄	1,2-Propanediol diacetate	358.15	0.9740	59.41	EX
	C ₇ H ₁₄	1-Heptene	350.20	0.4100	101.33	EX
	C ₇ H ₁₄ O ₂	Isopentyl acetate	367.05	0.7990	101.46	EX
	C ₇ H ₁₄ O ₂	Butyl propanoate	367.95	0.8340	101.33	EX
	C ₇ H ₁₆	Heptane	352.35	0.4510	101.33	EX
	C ₇ H ₁₆ O	1-Heptanol	371.99	0.9703	101.33	EX
	C ₈ H ₈	Styrene	367.15	0.8000	101.33	EX
	C ₈ H ₈ O	Acetophenone	371.15	0.9675	101.19	EX
	C ₈ H ₁₀	<i>m</i> -Xylene	365.15	0.7667	101.33	EX

Molecular formula						
Comp. 1	Comp. 2	Name	T_{Az}/K	$y_{1,Az}$	P_{Az}/kPa	Type
	C_8H_{10}	<i>p</i> -Xylene	365.15	0.7450	101.33	EX
	C_8H_{10}	Ethylbenzene	364.15	0.7221	101.33	EX
	$C_8H_{16}O_2$	Butyl butanoate	369.85	0.9110	101.33	EX
	C_8H_{18}	Octane	362.75	0.6850	101.33	EX
	C_8H_{18}	2,2,4-Trimethylpentane	351.95	0.4420	101.33	EX
	$C_8H_{18}O$	Dibutyl ether	368.65	0.7628	101.33	EX
	$C_8H_{18}O$	1-Octanol	372.75	0.9820	101.33	EX
	$C_8H_{19}N$	Dibutylamine	370.05	0.8850	101.33	EX
	C_9H_{10}	Isopropenylbenzene	369.95	0.8880	101.33	EX
	C_9H_{12}	Isopropylbenzene	368.15	0.8340	101.33	EX
	$C_9H_{12}O$	2-Phenyl-2-propanol	371.25	0.9718	101.33	EX
	C_9H_{20}	Nonane	367.95	0.8280	101.33	EX
	$C_9H_{20}O$	1-Nonanol	373.00	0.9846	101.33	EX
	$C_{10}H_{22}$	Decane	370.75	0.9180	101.33	EX
	$C_{10}H_{22}O$	1-Decanol	373.13	0.9865	101.33	EX
	$C_{12}H_{27}N$	Tributylamine	372.80	0.9762	101.46	EX
CCl₄		Tetrachloromethane				
	C_2H_6O	Ethanol	338.19	0.6140	101.33	OX
	C_3H_6O	Acetone	341.25	0.0337	149.93	OX
	C_3H_8O	1-Propanol	346.28	0.8032	101.33	OX
	C_3H_8O	2-Propanol	341.83	0.6686	101.33	OX
	C_4H_6O	2-Butenal	348.15	0.6500	97.86	OX
	C_4H_6O	2-Methylpropenal	339.15	0.6000	97.86	OX
	C_4H_8O	2-Butanone	346.99	0.6630	101.33	OX
	$C_4H_8O_2$	Ethyl acetate	347.95	0.5700	101.33	OX
	$C_4H_{10}O$	1-Butanol	349.71	0.9500	101.33	OX
	$C_4H_{10}O$	2-Methyl-1-propanol	348.95	0.9080	101.33	OX
	$C_5H_{10}O$	2-Methyl-3-buten-2-ol	348.45	0.9009	101.06	OX
CS₂		Carbon disulfide				
	CH_4O	Methanol	310.65	0.7000	101.33	LX
CHCl₃		Trichloromethane				
	CH_4O	Methanol	328.15	0.6480	107.99	OX
	C_2H_6O	Ethanol	332.45	0.8410	101.33	OX
	C_3H_6O	Acetone	337.58	0.6398	101.33	ON
	$C_3H_6O_2$	Methyl acetate	337.51	0.6760	101.33	ON
	C_3H_8O	2-Propanol	334.15	0.9500	101.33	OX
	C_4H_6O	2-Butenal	329.15	0.9950	97.86	OX
	C_6H_{12}	2-Methyl-1-pentene	333.95	0.6235	101.19	OX
	C_6H_{14}	Hexane	333.45	0.7840	101.33	OX
CHN		Hydrogen cyanide				
	C_3H_5Cl	3-Chloropropene	296.45	0.8016	101.33	OX
CH₂Cl₂		Dichloromethane				
	C_2H_6O	Ethanol	312.05	0.9600	101.33	OX
CH₂O₂		Formic acid				
	$C_2H_4Cl_2$	1,2-Dichloroethane	350.17	0.4275	101.33	OX
	$C_5H_{10}O_2$	Butyl formate	372.15	0.8700	101.33	OX
	C_8H_{10}	<i>m</i> -Xylene	365.95	0.8545	101.33	EX
CH₃NO₂		Nitromethane				
	C_2H_6O	Ethanol	333.15	0.2850	53.61	OX
	C_3H_7Br	1-Bromopropane	343.25	0.1020	99.82	OX
	$C_4H_8O_2$	1,4-Dioxane	373.25	0.4101	101.48	OX
	C_5H_{10}	2-Methyl-2-butene	311.15	0.0570	101.33	LX
	C_7H_{14}	Methylcyclohexane	354.85	0.5123	101.33	EX
	C_7H_{16}	Heptane	353.25	0.4790	101.33	EX
	C_8H_{18}	Octane	363.38	0.6964	99.73	EX
	C_9H_{20}	Nonane	369.29	0.8403	99.73	EX
	$C_{10}H_{22}$	Decane	371.96	0.9239	99.73	EX
	$C_{11}H_{24}$	Undecane	373.16	0.9619	99.73	EX

Molecular formula						
Comp. 1	Comp. 2	Name	T_{Az}/K	$y_{1,Az}$	P_{Az}/kPa	Type
	$C_{12}H_{26}$	Dodecane	373.75	0.9846	99.73	EX
CH_4O		Methanol				
	$C_2HBrClF_3$	2-Bromo-2-chloro-1,1,1-trifluoroethane	317.25	0.1890	93.33	OX
	C_2H_5Br	Bromoethane	308.05	0.1610	101.33	OX
	C_3H_5Cl	3-Chloropropene	312.15	0.2570	100.39	OX
	C_3H_6O	Acetone	328.29	0.2400	101.33	OX
	$C_3H_6O_2$	Methyl acetate	328.15	0.3480	107.19	OX
	$C_3H_6O_2$	1,3-Dioxolane	334.66	0.6910	101.30	OX
	$C_3H_6O_2$	Ethyl formate	318.15	0.3000	81.34	OX
	$C_3H_6O_3$	Dimethyl carbonate	337.25	0.8504	102.52	OX
	C_3H_7Cl	1-Chloropropane	313.35	0.2500	101.59	OX
	$C_4H_4F_6O$	Bis(2,2,2-trifluoroethyl) ether	326.28	0.4450	101.30	OX
	$C_4H_6O_2$	Vinyl acetate	332.05	0.6182	101.33	OX
	C_4H_8O	2-Butanone	323.15	0.8020	58.80	OX
	C_4H_8O	Tetrahydrofuran	332.75	0.5040	101.33	OX
	$C_4H_8O_2$	Ethyl acetate	335.66	0.7120	101.33	OX
	$C_4H_{10}O$	Diethyl ether	305.15	0.0500	93.33	OX
	$C_4H_{10}O_2$	Dimethylacetal	330.35	0.4700	101.33	OX
	$C_5H_3F_9O$	1,1,1,2,3,3-Hexafluoro-3-(2,2,2-trifluoroethoxy)propane	330.67	0.5600	101.30	OX
	C_5H_6	1,3-Cyclopentadiene	309.05	0.2120	101.33	OX
	C_5H_8	2-Methyl-1,3-butadiene	303.55	0.1670	101.33	OX
	C_5H_8	Methylenecyclobutane	309.05	0.2190	101.33	OX
	C_5H_8	1-Methylcyclobutene	304.85	0.1900	101.33	OX
	C_5H_8	<i>cis</i> -1,3-Pentadiene	311.10	0.2300	101.33	OX
	C_5H_8	<i>trans</i> -1,3-Pentadiene	309.65	0.2110	101.33	OX
	C_5H_{10}	2-Methyl-1-butene	300.55	0.1720	101.33	OX
	C_5H_{10}	3-Methyl-1-butene	291.05	0.0890	101.33	OX
	C_5H_{10}	2-Methyl-2-butene	306.25	0.2160	101.33	OX
	C_5H_{10}	1-Pentene	300.05	0.1469	102.47	OX
	$C_5H_{10}O$	2,3-Epoxy-2-methylbutane	334.95	0.6590	101.33	OX
	C_5H_{12}	Isopentane	297.05	0.0930	101.33	OX
	C_5H_{12}	Pentane	303.20	0.1930	101.30	OX
	$C_5H_{12}O$	Butyl methyl ether	330.00	0.5515	100.08	OX
	$C_5H_{12}O$	Methyl <i>tert</i> -butyl ether	325.00	0.3140	103.15	OX
	$C_5H_{12}O$	Ethyl propyl ether	330.00	0.4050	112.25	OX
	$C_5H_{12}O_2$	Diethoxymethane	336.03	0.8127	101.52	OX
	$C_5H_{12}O_2$	2,2-Dimethoxypropane	334.15	0.7250	100.00	OX
	$C_5H_{14}N_2$	<i>N,N,N',N'</i> -Tetramethylmethanedi-amine	335.15	0.7670	101.33	OX
	C_6F_6	Hexafluorobenzene	318.15	0.6100	61.73	OX
	C_6H_5F	Fluorobenzene	333.35	0.6625	101.62	OX
	C_6H_6	Benzene	331.56	0.6090	101.33	OX
	C_6H_{12}	Cyclohexane	328.75	0.6090	106.66	OX
	C_6H_{12}	2-Methyl-1-pentene	330.00	0.4517	141.80	OX
	C_6H_{14}	2,3-Dimethylbutane	313.15	0.3620	85.50	OX
	C_6H_{14}	Hexane	333.15	0.5160	149.64	OX
	$C_6H_{14}O$	<i>tert</i> -Butyl ethyl ether	330.95	0.6002	101.54	OX
	$C_6H_{14}O$	Diisopropyl ether	330.00	0.5390	101.61	OX
	$C_6H_{14}O$	Butyl ethyl ether	335.00	0.8010	98.84	OX
	$C_6H_{14}O$	2-Methoxy-2-methylbutane	335.55	0.7735	101.69	OX
	C_7H_8	Toluene	336.65	0.8820	101.33	OX
	C_7H_{14}	Methylcyclohexane	333.15	0.7520	102.87	EX
	C_7H_{16}	Heptane	331.95	0.7279	101.33	OX
	$C_7H_{16}O$	2-Ethoxy-2-methylbutane	335.15	0.8736	97.28	OX
	C_8H_{18}	Octane	335.55	0.8830	101.33	LX
	C_9H_{20}	Nonane	337.25	0.9526	101.33	OX
$C_2Cl_3F_3$		1,1,2-Trichloro-1,2,2-trifluoroethane				
	$C_2H_3F_3O$	2,2,2-Trifluoroethanol	316.58	0.7770	101.33	EX

Molecular formula						
Comp. 1	Comp. 2	Name	T_{Az}/K	$y_{1,Az}$	P_{Az}/kPa	Type
	C ₂ H ₆ O	Ethanol	317.75	0.8456	101.42	OX
	C ₃ H ₈ O	2-Propanol	319.35	0.9159	100.95	OX
	C ₄ H ₁₀ O	2-Methyl-2-propanol	319.95	0.9426	101.09	OX
C ₂ Cl ₄		Tetrachloroethene				
	C ₂ H ₃ Cl ₃	1,1,2-Trichloroethane	385.95	0.2115	101.33	OX
	C ₈ H ₁₆	1-Octene	393.15	0.5900	101.33	OX
	C ₈ H ₁₆	<i>cis</i> -4-Octene	393.65	0.7100	101.33	OX
	C ₈ H ₁₆	<i>trans</i> -4-Octene	393.45	0.6700	101.33	OX
	C ₈ H ₁₈	Octane	371.90	0.8781	53.44	OX
C ₂ Cl ₄ F ₂		1,1,2,2-Tetrachloro-1,2-difluoroethane				
	C ₂ H ₄ Cl ₂	1,2-Dichloroethane	353.80	0.2700	101.33	OX
C ₂ HBrClF ₃		2-Bromo-2-chloro-1,1,1-trifluoroethane				
	C ₄ H ₁₀ O	Diethyl ether	323.65	0.7200	93.33	ON
C ₂ HCl ₃		Trichloroethene				
	C ₂ H ₄ Cl ₂	1,2-Dichloroethane	355.35	0.3324	101.36	OX
	C ₂ H ₆ O	Ethanol	343.85	0.4741	101.33	OX
	C ₄ H ₆ O	2-Butenal	360.15	0.9000	97.86	OX
	C ₆ H ₁₂	Cyclohexane	353.40	0.0975	101.32	OX
C ₂ H ₂ Cl ₂		<i>trans</i>-1,2-Dichloroethene				
	C ₃ H ₃ F ₉ O	1,1,1,2,3,3-Hexafluoro-3-(2,2,2-trifluoroethoxy)propane	318.50	0.8390	101.30	OX
C ₂ H ₃ N		Acetonitrile				
	C ₃ H ₈ O	2-Propanol	348.15	0.5287	100.81	OX
	C ₄ H ₆ O ₂	Vinyl acetate	344.65	0.1948	98.33	OX
	C ₄ H ₈ O	2-Butanone	352.15	0.3195	101.15	OX
	C ₄ H ₈ O	Tetrahydrofuran	338.95	0.0784	101.13	OX
	C ₄ H ₁₀ O	2-Methyl-2-propanol	333.15	0.6200	56.93	OX
	C ₅ H ₈	2-Methyl-1,3-butadiene	306.75	0.0410	101.33	OX
	C ₅ H ₈	Methylenecyclobutane	312.45	0.1450	101.33	OX
	C ₅ H ₈ O ₂	Methyl methacrylate	355.25	0.9866	102.07	OX
	C ₅ H ₁₀	2-Methyl-2-butene	308.95	0.1320	101.33	OX
	C ₅ H ₁₀	1-Pentene	301.85	0.0830	101.33	OX
	C ₅ H ₁₂	Isopentane	298.45	0.1040	101.33	EX
	C ₆ H ₆	Benzene	328.15	0.4560	54.65	OX
	C ₆ H ₁₄ O	2-Methoxy-2-methylbutane	346.13	0.5835	100.56	OX
	C ₇ H ₁₆ O	2-Ethoxy-2-methylbutane	348.85	0.7219	98.99	OX
	C ₁₀ H ₂₀	1-Decene	354.55	0.9924	100.51	OX
C ₂ H ₄ Cl ₂		1,1-Dichloroethane				
	C ₃ H ₈ O	2-Propanol	329.55	0.8928	101.60	OX
	C ₆ H ₁₄	Hexane	329.30	0.8025	101.21	OX
C ₂ H ₄ Cl ₂		1,2-Dichloroethane				
	C ₃ H ₈ O	2-Propanol	347.25	0.5258	100.32	OX
	C ₄ H ₁₀ O	2-Methyl-1-propanol	356.05	0.9173	101.26	OX
	C ₄ H ₁₀ O	2-Methyl-2-propanol	349.45	0.5336	101.43	OX
	C ₇ H ₁₄	Methylcyclohexane	354.65	0.8036	101.21	OX
	C ₈ H ₁₈	2,2,4-Trimethylpentane	343.15	0.7600	73.13	OX
C ₂ H ₄ O		Acetaldehyde				
	C ₄ H ₆	1,3-Butadiene	268.15	0.0520	101.33	OX
	C ₅ H ₈	2-Methyl-1,3-butadiene	292.23	0.8140	101.33	OX
C ₂ H ₄ O ₂		Acetic acid				
	C ₅ H ₅ N	Pyridine	411.25	0.5780	101.33	ON
	C ₅ H ₁₂ O	3-Methyl-2-butanol	392.65	0.7210	101.33	ON
	C ₆ H ₇ N	2-Methylpyridine	417.27	0.5120	101.33	ON
	C ₆ H ₁₀ O ₂	Vinyl butanoate	386.45	0.5750	101.33	OX
	C ₆ H ₁₄	Hexane	341.40	0.0839	101.33	OX
	C ₇ H ₉ N	2,4-Dimethylpyridine	435.45	0.3022	101.33	ON
	C ₇ H ₁₆	Heptane	364.95	0.4490	101.33	OX
	C ₈ H ₁₀	<i>o</i> -Xylene	389.75	0.8640	101.33	OX

Molecular formula							
Comp. 1	Comp. 2	Name	T_{Az}/K	$y_{1,Az}$	P_{Az}/kPa	Type	
	C_8H_{10}	<i>p</i> -Xylene	388.40	0.8200	101.33	OX	
	C_8H_{18}	Octane	378.85	0.6870	101.33	OX	
	C_9H_{20}	Nonane	386.05	0.8250	101.33	OX	
	$C_{10}H_{22}$	Decane	390.05	0.9250	101.33	OX	
	$C_{11}H_{24}$	Undecane	391.15	0.9720	101.33	OX	
$C_2H_4O_2$		Methyl formate					
	C_2H_5Br	Bromoethane	303.05	0.7360	101.33	OX	
	$C_4H_{10}O$	Diethyl ether	301.55	0.6030	101.33	OX	
	C_5H_8	2-Methyl-1,3-butadiene	298.90	0.5150	101.33	OX	
	C_5H_{10}	2-Methyl-2-butene	297.75	0.5760	101.33	OX	
	C_5H_{12}	Isopentane	291.55	0.4920	101.33	OX	
	C_5H_{12}	Pentane	294.85	0.5740	101.33	OX	
	C_6H_{14}	Hexane	302.65	0.8490	101.33	OX	
C_2H_5Br		Bromoethane					
	C_5H_{10}	2-Methyl-2-butene	308.55	0.5110	101.33	OX	
	C_5H_{12}	Isopentane	300.55	0.2180	101.33	OX	
$C_2H_5NO_2$		Nitroethane					
	$C_4H_{10}O$	2-Methyl-1-propanol	375.81	0.4080	101.33	OX	
	C_7H_{16}	Heptane	362.95	0.3520	101.33	OX	
C_2H_6O		Ethanol					
	C_3H_3N	Acrylonitrile	343.95	0.4440	101.33	OX	
	$C_3H_6O_2$	Methyl acetate	329.79	0.0362	101.33	OX	
	$C_4H_3F_7O$	1,1,2,2-Tetrafluoroethyl 1,1,1-trifluoroethyl ether	326.67	0.2000	101.30	OX	
	$C_4H_4F_6O$	Bis(2,2,2-trifluoroethyl) ether	331.90	0.2840	101.30	OX	
	C_4H_8O	Butanal	345.45	0.3690	101.33	OX	
	C_4H_8O	2-Butanone	347.15	0.5080	101.33	OX	
	C_4H_8O	Tetrahydrofuran	344.95	0.1290	125.00	OX	
	$C_4H_8O_2$	Ethyl acetate	344.85	0.4590	101.33	OX	
	$C_4H_8O_2$	1,4-Dioxane	351.33	0.9480	101.33	OX	
	$C_4H_8O_2$	Methyl propanoate	346.30	0.5140	103.91	OX	
	$C_4H_{11}N$	Butylamine	354.99	0.5900	101.33	ON	
	$C_5H_3F_9O$	1,1,1,2,3,3-Hexafluoro-3-(2,2,2-trifluoroethoxy)propane	337.88	0.3980	101.30	OX	
	C_5H_8	2-Methyl-1,3-butadiene	305.95	0.1500	101.33	OX	
	C_5H_8	Cyclopentene	323.40	0.1440	134.00	OX	
	C_5H_{10}	2-Methyl-2-butene	309.79	0.0795	101.33	OX	
	C_5H_{10}	Cyclopentane	323.44	0.1800	121.00	OX	
	$C_5H_{10}O$	2,3-Epoxy-2-methylbutane	343.45	0.2930	101.33	OX	
	$C_5H_{10}O$	3-Methyl-2-butanone	350.85	0.8250	101.33	OX	
	$C_5H_{10}O$	2-Pentanone	351.15	0.9779	100.50	OX	
	$C_5H_{10}O$	3-Pentanone	351.33	0.9590	101.33	OX	
	$C_5H_{10}O_2$	Isopropyl acetate	349.85	0.7010	101.33	OX	
	$C_5H_{10}O_2$	Methyl butanoate	346.30	0.8800	83.88	OX	
	C_5H_{12}	Isopentane	299.95	0.0540	101.33	OX	
	C_5H_{12}	Pentane	307.15	0.0537	101.33	OX	
	$C_5H_{12}O$	Methyl <i>tert</i> -butyl ether	327.75	0.0380	101.33	OX	
	$C_5H_{12}O_2$	Diethoxymethane	348.30	0.6497	102.35	OX	
	C_6H_5F	Fluorobenzene	343.85	0.4752	101.54	OX	
	C_6H_6	Benzene	341.25	0.4600	101.33	OX	
	C_6H_{12}	Cyclohexane	337.95	0.4540	102.26	OX	
	C_6H_{14}	Hexane	331.65	0.3410	101.33	OX	
	$C_6H_{14}O$	<i>tert</i> -Butyl ethyl ether	339.95	0.3728	101.72	OX	
	$C_6H_{14}O$	2-Methoxy-2-methylbutane	346.81	0.5820	101.32	OX	
	C_7H_8	Toluene	349.75	0.8152	101.33	OX	
	$C_7H_{16}O$	2-Ethoxy-2-methylbutane	349.35	0.7644	101.54	OX	
	C_8H_{18}	Octane	349.85	0.8250	101.33	OX	
	C_8H_{18}	2,2,4-Trimethylpentane	344.42	0.6450	101.33	OX	

Molecular formula							
Comp. 1	Comp. 2	Name	T_{Az}/K	$y_{1,Az}$	P_{Az}/kPa	Type	
	C ₉ H ₂₀	Nonane	351.35	0.9400	101.33	OX	
C ₂ H ₆ O ₂		1,2-Ethanediol					
	C ₅ H ₁₂ O ₃	Di(ethylene glycol) monomethyl ether	463.95	0.4388	101.33	OX	
	C ₆ H ₁₄ O ₃	Di(ethylene glycol) monoethyl ether	467.15	0.6480	101.33	OX	
	C ₇ H ₈ O	<i>o</i> -Cresol	462.67	0.3797	101.33	OX	
	C ₇ H ₁₆ O ₃	Di(ethylene glycol) monoisopropyl ether	466.35	0.6964	101.33	OX	
	C ₇ H ₁₆ O ₃	Di(ethylene glycol) monopropyl ether	468.55	0.8448	101.33	OX	
	C ₇ H ₁₆ O ₃	Di(propylene glycol) monomethyl ether (unspecified isomer)	457.65	0.3500	101.33	OX	
	C ₈ H ₁₁ N	2,4,6-Trimethylpyridine	443.65	0.1734	101.33	OX	
	C ₈ H ₁₈ O ₃	Di(ethylene glycol) monobutyl ether	469.15	0.9102	101.33	OX	
	C ₈ H ₁₈ O ₃	Di(ethylene glycol) monoisobutyl ether	467.55	0.8355	101.33	OX	
	C ₈ H ₁₈ O ₃	Di(propylene glycol) monoethyl ether (unspecified isomer)	458.65	0.4800	101.33	OX	
	C ₉ H ₂₀ O ₃	Di(propylene glycol) monopropyl ether (unspecified isomer)	463.15	0.6590	101.33	OX	
	C ₁₀ H ₂₂ O ₃	Di(propylene glycol) monobutyl ether (unspecified isomer)	465.75	0.8130	101.33	OX	
C ₃ H ₃ N		Acrylonitrile					
	C ₅ H ₈	Methylenecyclobutane	313.80	0.1275	101.33	OX	
	C ₆ H ₆	Benzene	347.45	0.5575	101.46	OX	
	C ₆ H ₁₂	Cyclohexane	337.75	0.4836	101.94	OX	
	C ₆ H ₁₄	Hexane	330.90	0.4048	101.05	OX	
C ₃ H ₄ O		Acrolein					
	C ₅ H ₈	2-Methyl-1,3-butadiene	306.45	0.1980	101.33	OX	
C ₃ H ₆ O		Propanal					
	C ₅ H ₈	2-Methyl-1,3-butadiene	306.35	0.1700	101.33	OX	
	C ₅ H ₈	Methylenecyclobutane	311.30	0.3600	101.33	OX	
C ₃ H ₆ O		Acetone					
	C ₃ H ₆ O ₂	Methyl acetate	328.85	0.6470	101.33	OX	
	C ₃ H ₇ Br	1-Bromopropane	328.75	0.9915	99.75	OX	
	C ₄ H ₈ O	Tetrahydrofuran	328.85	0.9603	100.35	OX	
	C ₄ H ₉ Cl	2-Chloro-2-methylpropane	322.05	0.1944	102.11	OX	
	C ₅ H ₈	2-Methyl-1,3-butadiene	306.95	0.0610	101.33	OX	
	C ₅ H ₈	Methylenecyclobutane	311.25	0.2800	101.33	OX	
	C ₅ H ₈	1-Methylcyclobutene	307.75	0.2220	101.33	OX	
	C ₅ H ₁₀	2-Methyl-1-butene	303.25	0.1400	101.33	OX	
	C ₅ H ₁₀	2-Methyl-2-butene	308.75	0.2440	101.33	OX	
	C ₅ H ₁₂	Isopentane	298.75	0.1730	101.33	OX	
	C ₅ H ₁₂ O	Methyl <i>tert</i> -butyl ether	324.35	0.4824	102.19	OX	
	C ₆ H ₁₂	Cyclohexane	330.05	0.7590	109.32	OX	
	C ₆ H ₁₂	1-Hexene	323.35	0.5973	101.40	OX	
	C ₆ H ₁₂	2-Methyl-1-pentene	333.40	0.5793	140.60	OX	
	C ₆ H ₁₄	Hexane	322.95	0.6480	101.33	OX	
	C ₆ H ₁₄ O	Diisopropyl ether	327.10	0.7424	100.17	OX	
	C ₆ H ₁₅ N	Triethylamine	318.15	0.9800	68.13	OX	
	C ₇ H ₁₄	Methylcyclohexane	318.15	0.9500	68.66	OX	
C ₃ H ₆ O		Allyl alcohol					
	C ₅ H ₁₀ O ₂	Ethyl propanoate	367.65	0.5597	99.79	OX	
	C ₆ H ₆	Benzene	349.90	0.2203	101.33	OX	
	C ₆ H ₁₂	Cyclohexane	333.15	0.2790	63.98	OX	
C ₃ H ₆ O ₂		Methyl acetate					
	C ₃ H ₇ Br	1-Bromopropane	329.60	0.9727	99.56	OX	
	C ₆ H ₁₀	Cyclohexene	330.35	0.9121	102.87	OX	
	C ₆ H ₁₂	Cyclohexane	328.65	0.8000	101.33	OX	
	C ₆ H ₁₂	Methylcyclopentane	325.85	0.6917	99.50	OX	
	C ₆ H ₁₂	1-Hexene	323.15	0.6340	92.08	OX	
	C ₆ H ₁₂	2-Methyl-1-pentene	325.15	0.5931	100.38	OX	

Molecular formula						
Comp. 1	Comp. 2	Name	T_{Az}/K	$y_{1,Az}$	P_{Az}/kPa	Type
	C ₆ H ₁₄	Hexane	326.65	0.6590	106.66	OX
	C ₇ H ₁₆	Heptane	323.15	0.9570	79.48	OX
C ₃ H ₆ O ₂		Ethyl formate				
	C ₃ H ₇ Br	2-Bromopropane	326.15	0.7090	101.33	OX
	C ₆ H ₁₂	Cyclohexane	323.15	0.8210	91.46	OX
C ₃ H ₆ O ₂		Propanoic acid				
	C ₅ H ₅ N	Pyridine	421.75	0.6860	101.33	ON
C ₃ H ₆ O ₃		Dimethyl carbonate				
	C ₃ H ₁₂ O ₂	Diethoxymethane	358.71	0.4437	100.42	OX
	C ₆ H ₆	Benzene	353.50	0.1366	100.48	OX
	C ₆ H ₁₂	Cyclohexane	346.95	0.3780	101.49	OX
	C ₆ H ₁₂	Methylcyclopentane	342.35	0.2680	103.46	OX
	C ₆ H ₁₄	Hexane	338.15	0.2540	98.46	OX
	C ₆ H ₁₄ O	Dipropyl ether	356.45	0.5044	100.73	OX
	C ₇ H ₁₆	Heptane	355.15	0.5930	99.67	OX
C ₃ H ₇ Br		1-Bromopropane				
	C ₃ H ₈ O	2-Propanol	339.15	0.7349	99.97	OX
	C ₆ H ₁₂	Cyclohexane	343.35	0.9219	98.84	OX
C ₃ H ₇ NO		N,N-Dimethylformamide				
	C ₇ H ₁₆	Heptane	370.15	0.0800	101.33	OX
	C ₁₀ H ₁₆	1,4-Dimethyl-4-vinylcyclohexene	415.65	0.5880	101.33	OX
	C ₁₀ H ₁₆	1-Methyl-3-(1-methylethylidene)cyclohexene	419.05	0.7250	101.33	OX
C ₃ H ₇ NO ₂		1-Nitropropane				
	C ₇ H ₁₆	Heptane	369.25	0.1630	101.33	OX
C ₃ H ₇ NO ₂		2-Nitropropane				
	C ₇ H ₁₆	Heptane	367.55	0.2920	101.33	OX
C ₃ H ₈ O		1-Propanol				
	C ₄ H ₃ F ₇ O	1,1,2,2-Tetrafluoroethyl 1,1,1-trifluoroethyl ether	329.23	0.0350	101.30	OX
	C ₄ H ₄ F ₆ O	Bis(2,2,2-trifluoroethyl) ether	336.22	0.1100	101.30	OX
	C ₄ H ₆ O ₂	2,3-Butanedione	359.30	0.3600	100.67	OX
	C ₄ H ₈ O ₂	1,4-Dioxane	365.30	0.6418	101.30	OX
	C ₅ H ₁₀ O ₂	Propyl acetate	367.88	0.6190	101.33	OX
	C ₅ H ₁₂ O ₂	Diethoxymethane	359.01	0.2320	99.43	OX
	C ₆ H ₆	Benzene	350.20	0.2060	101.33	OX
	C ₆ H ₁₂	Cyclohexane	347.68	0.2490	101.33	OX
	C ₆ H ₁₂	Methylcyclopentane	340.85	0.1729	101.19	OX
	C ₆ H ₁₂ O ₂	4,4-Dimethyl-1,3-dioxane	368.20	0.9597	101.30	OX
	C ₆ H ₁₄	Hexane	348.15	0.1900	137.23	OX
	C ₇ H ₈	Toluene	365.35	0.6770	101.33	OX
	C ₇ H ₁₆	Heptane	357.65	0.4830	101.33	OX
	C ₈ H ₈	Styrene	369.08	0.9884	98.13	OX
	C ₈ H ₁₀	<i>o</i> -Xylene	369.85	0.9886	98.66	OX
	C ₈ H ₁₀	<i>m</i> -Xylene	369.90	0.9531	99.06	OX
	C ₈ H ₁₀	<i>p</i> -Xylene	369.60	0.9531	99.99	OX
	C ₈ H ₁₄	1-Octyne	369.00	0.8600	101.33	OX
	C ₈ H ₁₈	Octane	366.85	0.7483	101.33	OX
	C ₈ H ₁₈	2,2,4-Trimethylpentane	357.89	0.4580	101.30	OX
	C ₉ H ₂₀	Nonane	369.95	0.9225	101.33	OX
C ₃ H ₈ O		2-Propanol				
	C ₄ H ₄ F ₆ O	Bis(2,2,2-trifluoroethyl) ether	334.16	0.2230	101.30	OX
	C ₄ H ₆ O ₂	2,3-Butanedione	350.85	0.6454	100.95	OX
	C ₄ H ₈ O	2-Butanone	350.55	0.3830	101.33	OX
	C ₄ H ₁₀ O	2-Methyl-2-propanol	343.05	0.5551	60.27	ON
	C ₅ H ₃ F ₉ O	1,1,1,2,3,3-Hexafluoro-3-(2,2,2-trifluoroethoxy)propane	341.23	0.3420	101.30	OX
	C ₅ H ₈	2-Methyl-1,3-butadiene	307.05	0.0150	101.33	OX

Molecular formula						
Comp. 1	Comp. 2	Name	T_{Az}/K	$y_{1,Az}$	P_{Az}/kPa	Type
	C_5H_{10}	2-Methyl-2-butene	310.95	0.0460	101.33	OX
	$C_5H_{10}O$	2,3-Epoxy-2-methylbutane	346.10	0.1400	101.33	OX
	$C_5H_{10}O$	3-Methyl-2-butanone	354.75	0.8500	101.33	OX
	C_5H_{12}	Isopentane	298.15	0.1370	101.33	OX
	$C_5H_{12}O_2$	Diethoxymethane	351.45	0.6107	98.61	OX
	C_6H_5F	Fluorobenzene	347.75	0.4666	101.25	OX
	C_6H_6	Benzene	345.03	0.3960	101.33	OX
	C_6H_{10}	Cyclohexene	344.65	0.4271	101.40	OX
	C_6H_{12}	Cyclohexane	342.75	0.4050	101.33	OX
	C_6H_{12}	Methylcyclopentane	336.45	0.2900	98.14	OX
	C_6H_{14}	Hexane	338.15	0.2900	112.66	OX
	$C_6H_{14}O$	Diisopropyl ether	340.00	0.2050	103.36	OX
	$C_6H_{15}N$	Diisopropylamine	352.94	0.4890	101.33	OX
	C_7H_8	Toluene	354.65	0.8370	101.33	OX
	C_7H_{14}	Methylcyclohexane	350.85	0.6530	101.33	OX
	C_7H_{16}	Heptane	349.55	0.6023	101.33	OX
	$C_7H_{16}O$	<i>tert</i> -Butyl isopropyl ether	349.95	0.5306	102.70	OX
	C_8H_{18}	Octane	354.63	0.8990	101.33	OX
	C_8H_{18}	2,2,4-Trimethylpentane	349.58	0.6350	101.30	OX
$C_3H_8O_2$		2-Methoxyethanol				
	C_8H_8	Styrene	393.95	0.7787	98.93	OX
	C_8H_{10}	<i>o</i> -Xylene	392.65	0.7127	98.79	OX
	C_8H_{10}	<i>m</i> -Xylene	392.15	0.6397	99.73	OX
	C_8H_{10}	<i>p</i> -Xylene	392.65	0.6303	99.99	OX
	C_8H_{16}	1-Octene	380.75	0.4700	101.33	OX
	C_8H_{16}	<i>cis</i> -4-Octene	381.25	0.4900	101.33	OX
	C_8H_{16}	<i>trans</i> -4-Octene	381.05	0.4900	101.33	OX
$C_3H_8O_2$		Dimethoxymethane				
	C_5H_6	1,3-Cyclopentadiene	313.65	0.3350	101.33	OX
	C_5H_8	2-Methyl-1,3-butadiene	306.80	0.0160	101.33	OX
	C_5H_8	Methylenecyclobutane	310.35	0.4630	101.33	OX
	C_5H_8	1-Methylcyclobutene	309.05	0.2900	101.33	OX
$C_3H_8O_2$		1,2-Propanediol				
	$C_7H_{16}O_3$	Di(propylene glycol) monomethyl ether (unspecified isomer)	456.85	0.5691	101.33	OX
	$C_8H_{18}O_3$	Di(propylene glycol) monoethyl ether (unspecified isomer)	458.75	0.7778	101.33	OX
	$C_9H_{20}O_3$	Di(propylene glycol) monoisopropyl ether (unspecified isomer)	458.95	0.8130	101.33	OX
	$C_9H_{20}O_3$	Di(propylene glycol) monopropyl ether (unspecified isomer)	458.95	0.9010	101.33	OX
	$C_{10}H_{22}O_3$	Di(propylene glycol) monobutyl ether (unspecified isomer)	459.65	0.9721	101.33	OX
	$C_{10}H_{22}O_3$	Di(propylene glycol) monoisobutyl ether (unspecified isomer)	459.05	0.9255	101.33	OX
$C_3H_8O_2$		1,3-Propanediol				
	$C_5H_{12}O_3$	Di(ethylene glycol) monomethyl ether	455.25	0.6300	101.33	OX
	$C_6H_{14}O_3$	Di(ethylene glycol) monoethyl ether	459.25	0.9350	101.33	OX
C_4H_6		1,3-Butadiene				
	C_4H_8	2-Butene (unspecified isomer)	267.59	0.7650	101.33	OX
C_4H_6O		2-Butenal				
	C_7H_8	Toluene	374.15	0.5950	97.86	OX
	C_8H_{18}	Octane	353.15	0.4950	97.86	OX
$C_4H_6O_2$		Vinyl acetate				
	C_6H_{12}	Cyclohexane	340.45	0.6200	101.33	OX
	C_6H_{14}	Hexane	335.25	0.4450	101.33	OX
$C_4H_6O_2$		2,3-Butanedione				
	C_7H_8	Toluene	362.70	0.9513	101.34	OX

Molecular formula							
Comp. 1	Comp. 2	Name	T_{Az}/K	$y_{1,Az}$	P_{Az}/kPa	Type	
$C_4H_6O_3$		Acetic anhydride					
	C_8H_{16}	1-Octene	367.53	0.2840	53.88	OX	
	C_8H_{18}	Octane	397.65	0.3500	129.80	OX	
C_4H_8O		Butanal					
	C_6H_{12}	2-Methyl-1-pentene	334.15	0.2293	101.48	OX	
C_4H_8O		2-Butanone					
	$C_4H_8O_2$	Ethyl acetate	349.55	0.1700	101.33	OX	
	C_6H_6	Benzene	351.53	0.4790	101.33	OX	
	C_6H_{10}	Cyclohexene	343.29	0.5110	89.35	OX	
	C_6H_{12}	1-Hexene	334.75	0.1760	100.58	OX	
	C_6H_{14}	Hexane	337.15	0.3280	101.33	OX	
	$C_6H_{14}O$	Diisopropyl ether	340.55	0.1938	101.56	OX	
	$C_6H_{14}O$	Dipropyl ether	351.40	0.7785	100.88	OX	
	C_7H_{14}	Methylcyclohexane	350.50	0.7984	98.93	OX	
	C_7H_{16}	Heptane	350.15	0.7670	101.33	OX	
C_4H_8O		Tetrahydrofuran					
	C_6H_{12}	2-Methyl-1-pentene	334.65	0.2867	101.29	OX	
	C_6H_{14}	Hexane	323.15	0.5900	65.83	OX	
$C_4H_8O_2$		Ethyl acetate					
	$C_4H_{10}O$	2-Methyl-2-propanol	349.75	0.7778	101.28	OX	
	C_6H_6	Benzene	350.55	0.9453	102.45	OX	
	C_6H_{10}	Cyclohexene	347.45	0.6183	100.87	OX	
	C_6H_{12}	Cyclohexane	345.00	0.5390	102.45	OX	
	C_6H_{12}	1-Hexene	333.15	0.1230	91.47	OX	
	C_6H_{14}	Hexane	338.00	0.3430	101.32	OX	
	C_7H_{14}	Methylcyclohexane	349.90	0.9001	101.83	OX	
$C_4H_8O_2$		Butanoic acid					
	C_5H_5N	Pyridine	436.35	0.9117	101.33	ON	
	$C_8H_{16}O_2$	Butyl butanoate	434.60	0.6532	93.33	OXD	
	$C_8H_{16}O_2$	Butyl butanoate	434.78	0.8639	93.33	OND	
	$C_{11}H_{24}$	Undecane	435.55	0.9060	101.33	OX	
$C_4H_8O_2$		1,4-Dioxane					
	$C_4H_{10}O$	2-Butanol	371.75	0.4732	100.77	OX	
	$C_5H_{10}O_2$	Propyl acetate	373.35	0.6334	101.13	OX	
	$C_5H_{12}O$	2-Methyl-2-butanol	373.75	0.8119	99.62	OX	
	C_6H_{10}	Cyclohexene	355.75	0.1065	101.44	OX	
	C_6H_{12}	Methylcyclopentane	343.85	0.0538	99.79	OX	
	$C_6H_{15}N$	Triethylamine	343.15	0.2500	56.80	OX	
	C_7H_{16}	Heptane	364.30	0.4868	101.06	OX	
		$C_7H_{16}O$	2-Ethoxy-2-methylbutane	369.15	0.5452	100.27	OX
$C_4H_8O_2$		Propyl formate					
	C_6H_6	Benzene	343.15	0.3770	76.08	OX	
$C_4H_8O_2$		Methyl propanoate					
	C_7H_{14}	Methylcyclohexane	352.45	0.8956	101.33	OX	
C_4H_9Cl		1-Chlorobutane					
	C_6H_{12}	Cyclohexane	348.31	0.5800	95.85	OX	
C_4H_9NO		<i>N,N</i>-Dimethylacetamide					
	C_8H_{10}	<i>o</i> -Xylene	416.95	0.0591	103.40	OX	
	C_8H_{10}	Ethylbenzene	408.95	0.0037	101.70	OX	
$C_4H_{10}O$		1-Butanol					
	C_5H_5N	Pyridine	392.00	0.7050	101.33	ON	
	$C_5H_{10}O_3$	Diethyl carbonate	370.85	0.6346	53.20	OX	
	C_6H_5Cl	Chlorobenzene	388.25	0.6950	101.33	OX	
	C_6H_{12}	Cyclohexane	352.68	0.0787	101.33	OX	
	$C_6H_{12}O_2$	Butyl acetate	389.97	0.7700	101.33	OX	
	$C_6H_{12}O_2$	Isobutyl acetate	387.15	0.5980	101.33	OX	
	C_6H_{14}	Hexane	341.35	0.0370	101.33	OX	
	C_7H_8	Toluene	378.85	0.3320	101.33	OX	

Molecular formula						
Comp. 1	Comp. 2	Name	T_{Az}/K	$y_{1,Az}$	P_{Az}/kPa	Type
	C_7H_{12}	3-Ethylcyclopentene	367.65	0.1900	101.33	OX
	C_7H_{16}	Heptane	366.55	0.2272	101.38	OX
	C_8H_8	Styrene	388.71	0.8923	98.39	OX
	C_8H_{10}	<i>o</i> -Xylene	388.05	0.8671	100.13	OX
	C_8H_{10}	<i>m</i> -Xylene	387.75	0.7865	101.46	OX
	C_8H_{10}	<i>p</i> -Xylene	387.85	0.7823	99.73	OX
	C_8H_{14}	1-Octyne	386.50	0.6200	101.33	OX
	C_8H_{14}	2-Octyne	398.30	0.7910	101.33	OX
	C_8H_{16}	1-Octene	363.45	0.4530	53.33	OX
	C_8H_{16}	<i>cis</i> -4-Octene	382.35	0.5300	101.33	OX
	C_8H_{16}	<i>trans</i> -4-Octene	382.15	0.5310	101.33	OX
	C_8H_{18}	Octane	383.15	0.5500	102.79	OX
	$C_8H_{18}O$	Dibutyl ether	390.59	0.8754	101.33	OX
	C_9H_{16}	1-Butylcyclopentene	356.70	0.8450	79.99	OX
	C_9H_{16}	1-Nonyne	390.60	0.9400	101.33	OX
	C_9H_{20}	Nonane	389.05	0.8128	101.33	OX
$C_4H_{10}O$		2-Butanol				
	$C_5H_{10}O$	3-Pentanone	370.50	0.6075	99.98	OX
	C_6H_{10}	Cyclohexene	352.75	0.2046	101.25	OX
	C_6H_{12}	Cyclohexane	349.90	0.1892	101.02	OX
	C_6H_{14}	Hexane	348.15	0.1010	128.66	OX
	$C_6H_{14}O$	2-Methoxy-2-methylbutane	359.15	0.0991	102.12	OX
	C_7H_8	Toluene	353.44	0.5550	56.67	OX
	C_7H_{16}	Heptane	361.95	0.4116	102.70	OX
	$C_7H_{16}O$	2-Ethoxy-2-methylbutane	367.75	0.4931	102.89	OX
	C_8H_{10}	<i>m</i> -Xylene	369.85	0.9717	101.06	OX
	C_8H_{10}	<i>p</i> -Xylene	369.55	0.9646	101.46	OX
	C_8H_{18}	Octane	371.05	0.8001	101.30	OX
$C_4H_{10}O$		Diethyl ether				
	C_5H_{12}	Pentane	306.85	0.5500	101.33	OX
$C_4H_{10}O$		2-Methyl-1-propanol				
	$C_5H_{10}O_2$	Isobutyl formate	370.90	0.1930	101.33	OX
	C_6H_6	Benzene	352.45	0.0780	101.33	OX
	C_6H_{10}	Cyclohexene	353.75	0.1363	100.31	OX
	C_6H_{12}	Cyclohexane	351.35	0.1325	101.45	OX
	C_6H_{12}	Methylcyclopentane	343.15	0.0567	100.35	OX
	C_7H_8	Toluene	374.35	0.4941	101.33	OX
	C_8H_{10}	<i>m</i> -Xylene	380.35	0.9300	101.33	OX
	C_8H_{10}	<i>p</i> -Xylene	380.30	0.9200	101.33	OX
	C_8H_{18}	Octane	376.58	0.6700	101.30	OX
$C_4H_{10}O$		2-Methyl-2-propanol				
	C_5H_8	Methylenecyclobutane	314.65	0.0150	101.33	OX
	C_6H_{10}	Cyclohexene	346.00	0.4172	99.61	OX
	C_6H_{12}	Methylcyclopentane	339.35	0.2559	99.93	OX
	C_6H_{12}	1-Hexene	333.25	0.2650	101.30	OX
	C_6H_{14}	Hexane	337.70	0.2502	101.30	OX
	$C_6H_{14}O$	<i>tert</i> -Butyl ethyl ether	342.85	0.2512	101.44	OX
	$C_6H_{14}O$	Diisopropyl ether	340.45	0.1058	101.72	OX
	$C_6H_{14}O$	2-Methoxy-2-methylbutane	353.20	0.5617	101.80	OX
	C_7H_8	Toluene	353.44	0.9200	93.61	OX
	$C_7H_{16}O$	<i>tert</i> -Butyl isopropyl ether	350.90	0.5390	102.94	OX
	C_8H_{18}	Octane	343.15	0.9680	61.18	OX
	C_8H_{18}	2,2,4-Trimethylpentane	339.28	0.6040	59.49	OX
$C_4H_{10}O_2$		1,4-Butanediol				
	$C_{15}H_{32}O$	1-Pentadecanol	502.75	0.9980	101.33	OX
$C_4H_{10}O_2$		1,2-Dimethoxyethane				
	C_7H_{14}	Methylcyclohexane	350.00	0.8190	79.42	OX
$C_4H_{10}O_2$		2-Ethoxyethanol				

Molecular formula						
Comp. 1	Comp. 2	Name	T_{Az}/K	$y_{1,Az}$	P_{Az}/kPa	Type
	C ₈ H ₈	Styrene	405.75	0.6438	101.33	OX
	C ₈ H ₁₀	<i>o</i> -Xylene	404.95	0.5965	101.36	OX
	C ₈ H ₁₀	<i>m</i> -Xylene	401.75	0.5159	101.33	OX
	C ₈ H ₁₀	<i>p</i> -Xylene	402.55	0.5042	102.19	OX
	C ₈ H ₁₀	Ethylbenzene	401.05	0.4632	100.94	OX
C ₄ H ₁₀ O ₃		Di(ethylene glycol)				
	C ₉ H ₂₀ O	1-Nonanol	486.65	0.0095	101.33	OX
C ₄ H ₁₁ N		Butylamine				
	C ₆ H ₆	Benzene	343.15	0.7000	80.89	OX
C ₅ H ₅ N		Pyridine				
	C ₇ H ₈	Toluene	383.19	0.2250	101.33	OX
	C ₇ H ₁₆	Heptane	368.61	0.3002	101.33	OX
	C ₉ H ₂₀	Nonane	388.15	0.9350	101.33	OX
C ₅ H ₆		2-Methyl-1-buten-3-yne				
	C ₅ H ₈	2-Methyl-1,3-butadiene	305.88	0.7210	101.33	OX
	C ₅ H ₁₀	2-Methyl-1-butene	303.15	0.3450	101.33	OX
	C ₅ H ₁₂	Isopentane	299.35	0.3620	101.33	OX
C ₅ H ₆		1,3-Cyclopentadiene				
	C ₅ H ₁₀	2-Methyl-2-butene	310.85	0.3000	101.33	OX
	C ₅ H ₁₂	Pentane	307.75	0.1959	101.30	OX
C ₅ H ₈		2-Methyl-1,3-butadiene				
	C ₅ H ₁₂	Pentane	310.55	0.7421	114.66	OX
	C ₆ F ₁₅ N	Tris(perfluoroethyl)amine	303.35	0.8200	101.33	EX
C ₅ H ₈		3-Methyl-1-butyne				
	C ₅ H ₁₂	Isopentane	297.15	0.5650	101.33	OX
C ₅ H ₈		1-Pentyne				
	C ₅ H ₁₀	2-Methyl-2-butene	310.95	0.3300	101.33	OX
	C ₅ H ₁₂	Pentane	307.55	0.3050	101.33	OX
C ₅ H ₈ O		Cyclopentanone				
	C ₅ H ₁₂ O	3-Methyl-1-butanol	402.02	0.5944	101.33	OX
	C ₅ H ₁₂ O	1-Pentanol	403.84	0.9196	101.33	OX
C ₅ H ₈ O ₂		Methyl methacrylate				
	C ₇ H ₁₆	Heptane	366.35	0.4597	99.94	OX
	C ₈ H ₁₈	Octane	373.70	0.9651	100.16	OX
C ₅ H ₁₀		2-Methyl-1-butene				
	C ₆ F ₁₅ N	Tris(perfluoroethyl)amine	301.95	0.8450	101.33	OX
C ₅ H ₁₀		2-Methyl-2-butene				
	C ₆ F ₁₅ N	Tris(perfluoroethyl)amine	307.65	0.8170	101.33	OX
C ₅ H ₁₀ O		3-Methyl-3-buten-1-ol				
	C ₆ H ₁₂	Cyclohexane	352.65	0.0215	101.10	OX
	C ₆ H ₁₂ O ₂	4,4-Dimethyl-1,3-dioxane	403.05	0.7590	102.26	OX
	C ₇ H ₈	Toluene	381.55	0.2391	101.60	OX
	C ₇ H ₁₆	Heptane	370.00	0.2100	101.30	OX
C ₅ H ₁₀ O		2-Methyl-3-buten-2-ol				
	C ₆ H ₁₂	Cyclohexane	350.15	0.1904	101.20	OX
	C ₆ H ₁₂	1-Hexene	336.55	0.0479	101.30	OX
	C ₇ H ₈	Toluene	366.55	0.7788	101.20	OX
C ₅ H ₁₀ O		3-Pentanone				
	C ₇ H ₁₄	Methylcyclohexane	366.95	0.4441	99.82	OX
	C ₇ H ₁₆ O	2-Ethoxy-2-methylbutane	371.15	0.4764	100.21	OX
C ₅ H ₁₀ O ₂		Propyl acetate				
	C ₆ H ₁₂	Cyclohexane	353.15	0.0598	100.43	OX
	C ₇ H ₁₄	Methylcyclohexane	368.40	0.4746	100.90	OX
	C ₇ H ₁₆	Heptane	366.75	0.4215	101.38	OX
	C ₇ H ₁₆ O	2-Ethoxy-2-methylbutane	370.95	0.6529	100.03	OX
C ₅ H ₁₂		Isopentane				
	C ₆ F ₁₅ N	Tris(perfluoroethyl)amine	299.65	0.9020	101.33	OX
C ₅ H ₁₂ O		2-Methyl-1-butanol				

Molecular formula						
Comp. 1	Comp. 2	Name	T_{Az}/K	$y_{1,Az}$	P_{Az}/kPa	Type
	C ₈ H ₁₀	<i>o</i> -Xylene	402.05	0.7417	101.87	OX
	C ₈ H ₁₀	<i>m</i> -Xylene	400.65	0.6316	101.85	OX
	C ₈ H ₁₀	<i>p</i> -Xylene	400.15	0.6273	101.07	OX
	C ₈ H ₁₀	Ethylbenzene	398.75	0.5657	99.46	OX
C₅H₁₂O		3-Methyl-1-butanol				
	C ₆ H ₁₀ O	Cyclohexanone	404.87	0.9094	101.33	OX
	C ₇ H ₈	Toluene	383.15	0.1250	101.33	OX
	C ₇ H ₁₄ O ₂	Isopentyl acetate	403.95	0.9900	101.33	OX
	C ₇ H ₁₆	Heptane	368.15	0.1016	95.06	OX
C₅H₁₂O		2-Methyl-2-butanol				
	C ₆ H ₆	Benzene	352.35	0.1500	101.33	OX
	C ₆ H ₁₂	Cyclohexane	351.95	0.1100	101.33	OX
	C ₆ H ₁₂	Methylcyclopentane	344.75	0.0551	101.80	OX
	C ₆ H ₁₄	Hexane	339.06	0.0436	93.55	OX
	C ₇ H ₁₄	Methylcyclohexane	366.60	0.3965	99.87	OX
	C ₇ H ₁₆	Heptane	348.15	0.3140	56.83	OX
	C ₇ H ₁₆ O	2-Ethoxy-2-methylbutane	369.85	0.3904	100.52	OX
C₅H₁₂O		1-Pentanol				
	C ₆ H ₁₀ O	Cyclohexanone	392.37	0.9748	53.32	OX
	C ₇ H ₁₄ O ₂	Isopentyl acetate	407.45	0.6000	101.33	OX
	C ₇ H ₁₆	Heptane	371.45	0.0576	101.33	OX
	C ₈ H ₁₈	Octane	393.15	0.2847	101.33	OX
	C ₉ H ₂₀	Nonane	404.45	0.6242	101.33	OX
	C ₁₀ H ₂₂	Decane	410.65	0.9221	101.33	OX
C₅H₁₂O		3-Pentanol				
	C ₇ H ₁₆	Heptane	368.15	0.2001	98.62	OX
C₅H₁₂O₂		Diethoxymethane				
	C ₆ H ₁₂	Cyclohexane	353.21	0.1774	101.39	OX
	C ₆ H ₁₄	Hexane	361.27	0.9101	102.30	OX
C₆F₆		Hexafluorobenzene				
	C ₆ H ₆	Benzene	353.60	0.7600	101.33	OND
	C ₆ H ₆	Benzene	352.50	0.1832	101.33	OXD
C₆F₁₅N		Tris(perfluoroethyl)amine				
	C ₆ H ₆	Benzene	329.95	0.5900	101.33	EX
	C ₆ H ₁₂	Cyclohexane	329.35	0.5690	101.33	EX
	C ₆ H ₁₄	Hexane	327.65	0.4840	101.33	OX
C₆H₅Br		Bromobenzene				
	C ₆ H ₁₂ O	Cyclohexanol	403.15	0.7390	52.45	OX
C₆H₆		Benzene				
	C ₆ H ₁₂	Cyclohexane	353.15	0.5460	109.18	OX
	C ₆ H ₁₂	Methylcyclopentane	333.15	0.1390	69.93	OX
	C ₆ H ₁₄	Hexane	341.45	0.0500	101.33	OX
	C ₇ H ₁₆	Heptane	353.25	0.9922	101.32	OX
	C ₈ H ₁₈	2,2,4-Trimethylpentane	353.25	0.9751	101.32	OX
C₆H₆O		Phenol				
	C ₆ H ₇ N	Aniline	459.09	0.3884	101.33	ON
	C ₆ H ₇ N	2-Methylpyridine	458.33	0.7852	101.32	ON
	C ₆ H ₇ N	3-Methylpyridine	462.93	0.6918	101.32	ON
	C ₇ H ₅ N	Benzonitrile	465.11	0.2345	101.33	ON
	C ₇ H ₆ O	Benzaldehyde	447.00	0.6001	73.00	ON
	C ₇ H ₉ N	2,6-Dimethylpyridine	459.32	0.7539	101.32	ON
	C ₈ H ₁₈	Octane	398.17	0.0690	101.32	OX
	C ₉ H ₁₂	Propylbenzene	428.15	0.1150	91.85	OX
	C ₉ H ₁₂	1,2,3-Trimethylbenzene	443.45	0.3936	101.33	OX
	C ₉ H ₁₂	1,2,4-Trimethylbenzene	440.65	0.2409	101.33	OX
	C ₉ H ₁₂	1,3,5-Trimethylbenzene	436.95	0.1828	101.33	OX
	C ₉ H ₁₈	1-Nonene	413.15	0.1297	86.57	OX
	C ₉ H ₂₀	Nonane	419.18	0.2180	101.32	OX

Molecular formula						
Comp. 1	Comp. 2	Name	T_{Az}/K	$y_{1,Az}$	P_{Az}/kPa	Type
	C ₁₀ H ₁₂	1,2,3,4-Tetrahydronaphthalene	448.15	0.9031	84.25	OX
	C ₁₀ H ₁₄	Butylbenzene	447.05	0.5535	101.33	OX
	C ₁₀ H ₁₄	<i>sec</i> -Butylbenzene	441.15	0.3129	101.33	OX
	C ₁₀ H ₁₄	<i>tert</i> -Butylbenzene	439.95	0.2773	101.33	OX
	C ₁₀ H ₁₄	Diethylbenzene (unspecified isomer)	446.45	0.4705	101.33	OX
	C ₁₀ H ₁₄	<i>o</i> -Diethylbenzene	447.15	0.5565	101.33	OX
	C ₁₀ H ₁₄	<i>m</i> -Diethylbenzene	445.95	0.5152	101.33	OX
	C ₁₀ H ₁₄	1-Ethyl-3,5-dimethylbenzene	447.95	0.5840	101.33	OX
	C ₁₀ H ₁₄	2-Ethyl-1,4-dimethylbenzene	447.95	0.5840	101.33	OX
	C ₁₀ H ₁₄	Isobutylbenzene	441.75	0.3522	101.33	OX
	C ₁₀ H ₁₄	1-Isopropyl-2-methylbenzene	443.75	0.4643	101.33	OX
	C ₁₀ H ₁₄	1-Isopropyl-3-methylbenzene	443.05	0.4027	101.33	OX
	C ₁₀ H ₁₄	1-Isopropyl-4-methylbenzene	443.65	0.4430	101.33	OX
	C ₁₀ H ₁₄	1-Methyl-2-propylbenzene	447.75	0.5801	101.33	OX
	C ₁₀ H ₁₄	1-Methyl-3-propylbenzene	446.35	0.5264	101.33	OX
	C ₁₀ H ₁₄	1-Methyl-4-propylbenzene	447.15	0.5575	101.33	OX
	C ₁₀ H ₁₄	1,2,3,5-Tetramethylbenzene	454.25	0.7957	101.33	OX
	C ₁₀ H ₁₄	1,2,4,5-Tetramethylbenzene	453.36	0.7857	101.33	OX
	C ₁₀ H ₁₈	<i>trans</i> -Decahydronaphthalene	443.15	0.5419	99.85	OX
	C ₁₀ H ₂₂	Decane	434.15	0.4450	101.32	OX
	C ₁₁ H ₁₆	1-Butyl-2-methylbenzene	455.55	0.8504	101.33	OX
	C ₁₁ H ₁₆	1-Butyl-3-methylbenzene	454.15	0.8099	101.33	OX
	C ₁₁ H ₁₆	1-Butyl-4-methylbenzene	454.55	0.8230	101.33	OX
	C ₁₁ H ₂₂	1-Undecene	443.15	0.6426	92.31	OX
	C ₁₂ H ₂₆	Dodecane	450.73	0.7900	101.32	OX
	C ₁₄ H ₃₀	Tetradecane	452.48	0.9650	101.32	OX
C ₆ H ₇ N		Aniline				
	C ₇ H ₈ O	<i>o</i> -Cresol	464.29	0.0953	101.33	ON
	C ₉ H ₁₂	1,2,3-Trimethylbenzene	444.65	0.3331	101.33	OX
	C ₉ H ₁₂	1,2,4-Trimethylbenzene	441.80	0.1850	101.33	OX
	C ₉ H ₁₂	1,3,5-Trimethylbenzene	437.68	0.1071	101.33	OX
	C ₉ H ₂₀	Nonane	422.35	0.1770	101.33	OX
	C ₁₀ H ₁₄	Butylbenzene	448.65	0.4993	101.33	OX
	C ₁₀ H ₁₄	<i>sec</i> -Butylbenzene	443.15	0.3021	101.33	OX
	C ₁₀ H ₁₄	<i>tert</i> -Butylbenzene	438.25	0.2104	101.33	OX
	C ₁₀ H ₁₄	<i>o</i> -Diethylbenzene	448.75	0.5024	101.33	OX
	C ₁₀ H ₁₄	<i>m</i> -Diethylbenzene	447.45	0.4584	101.33	OX
	C ₁₀ H ₁₄	<i>p</i> -Diethylbenzene	448.85	0.5086	101.33	OX
	C ₁₀ H ₁₄	1-Ethyl-3,5-dimethylbenzene	449.65	0.5310	101.33	OX
	C ₁₀ H ₁₄	2-Ethyl-1,4-dimethylbenzene	449.65	0.5310	101.33	OX
	C ₁₀ H ₁₄	Isobutylbenzene	442.75	0.2890	101.33	OX
	C ₁₀ H ₁₄	1-Isopropyl-2-methylbenzene	445.95	0.4052	101.33	OX
	C ₁₀ H ₁₄	1-Isopropyl-3-methylbenzene	444.15	0.3419	101.33	OX
	C ₁₀ H ₁₄	1-Isopropyl-4-methylbenzene	445.35	0.3829	101.33	OX
	C ₁₀ H ₁₄	1-Methyl-2-propylbenzene	449.45	0.5270	101.33	OX
	C ₁₀ H ₁₄	1-Methyl-3-propylbenzene	447.85	0.4711	101.33	OX
	C ₁₀ H ₁₄	1-Methyl-4-propylbenzene	448.75	0.5035	101.33	OX
	C ₁₀ H ₁₄	1,2,3,5-Tetramethylbenzene	456.55	0.7504	101.33	OX
	C ₁₀ H ₁₄	1,2,4,5-Tetramethylbenzene	455.36	0.7349	101.33	OX
	C ₁₀ H ₂₂	Decane	440.43	0.4660	101.33	OX
	C ₁₁ H ₁₆	1-Butyl-2-methylbenzene	458.15	0.8091	101.33	OX
	C ₁₁ H ₁₆	1-Butyl-3-methylbenzene	456.55	0.7661	101.33	OX
	C ₁₁ H ₁₆	1-Butyl-4-methylbenzene	457.05	0.7807	101.33	OX
	C ₁₁ H ₂₄	Undecane	449.05	0.6970	101.33	OX
	C ₁₂ H ₂₆	Dodecane	453.52	0.8220	101.33	OX
	C ₁₃ H ₂₈	Tridecane	456.22	0.9300	101.33	OX
	C ₁₄ H ₃₀	Tetradecane	457.05	0.9770	101.33	OX
C ₆ H ₇ N		2-Methylpyridine				

Molecular formula						
Comp. 1	Comp. 2	Name	T_{Az}/K	$y_{1,Az}$	P_{Az}/kPa	Type
	C ₈ H ₁₈	Octane	394.27	0.4610	101.33	OX
	C ₉ H ₂₀	Nonane	402.35	0.8790	101.33	OX
C ₆ H ₇ N		3-Methylpyridine				
	C ₇ H ₈ O	<i>m</i> -Cresol	477.01	0.1556	101.32	ON
	C ₇ H ₉ N	2,6-Dimethylpyridine	416.64	0.2940	101.33	OX
C ₆ H ₇ N		4-Methylpyridine				
	C ₇ H ₈ O	<i>m</i> -Cresol	477.74	0.1822	101.32	ON
	C ₇ H ₉ N	2,6-Dimethylpyridine	417.08	0.2000	101.32	OX
C ₆ H ₁₀ O		Methyldihydropyran (unspecified isomer)				
	C ₇ H ₈	Toluene	381.85	0.0207	101.30	OX
C ₆ H ₁₀ O		4-Methylenetetrahydropyran				
	C ₇ H ₈	Toluene	381.15	0.5253	101.20	OX
C ₆ H ₁₂ O		Cyclohexanol				
	C ₈ H ₁₀	<i>o</i> -Xylene	415.95	0.1426	101.33	OX
	C ₈ H ₁₀	<i>m</i> -Xylene	411.85	0.0503	101.33	OX
	C ₈ H ₁₀	<i>p</i> -Xylene	410.95	0.0505	101.33	OX
	C ₉ H ₂₀	Nonane	410.20	0.3350	79.99	OX
C ₆ H ₁₂ O ₂		Butyl acetate				
	C ₈ H ₁₆	1-Octene	393.00	0.3030	101.33	OX
C ₆ H ₁₂ O ₂		4,4-Dimethyl-1,3-dioxane				
	C ₈ H ₁₀	<i>o</i> -Xylene	404.65	0.9662	101.30	OX
	C ₈ H ₁₈	Octane	393.95	0.3343	101.20	OX
	C ₉ H ₂₀	Nonane	402.15	0.8864	101.30	OX
	C ₁₀ H ₂₂	Decane	405.35	0.9999	100.60	OX
C ₆ H ₁₄ O		1-Hexanol				
	C ₈ H ₁₈	Octane	398.55	0.0886	101.33	OX
	C ₉ H ₂₀	Nonane	416.95	0.3649	101.33	OX
	C ₁₀ H ₂₂	Decane	427.05	0.7123	101.33	OX
C ₆ H ₁₄ O ₂		2,2-Dimethoxybutane				
	C ₇ H ₈	Toluene	380.15	0.9180	101.44	OX
C ₇ F ₁₆		Perfluoroheptane				
	C ₇ H ₁₆	Heptane	328.16	0.6100	53.60	OX
C ₇ H ₅ N		Benzonitrile				
	C ₇ H ₈ O	<i>o</i> -Cresol	468.91	0.5100	101.33	ON
	C ₇ H ₈ O	<i>m</i> -Cresol	476.10	0.1441	101.33	ON
	C ₇ H ₈ O	<i>p</i> -Cresol	476.95	0.0898	101.33	ON
	C ₈ H ₁₀ O	2,6-Xylenol	477.15	0.0807	101.33	ON
C ₇ H ₈ O		<i>o</i>-Cresol				
	C ₈ H ₁₁ N	2,4,6-Trimethylpyridine	470.35	0.6561	101.33	ON
	C ₁₀ H ₁₄	<i>sec</i> -Butylbenzene	444.65	0.0938	101.33	OX
	C ₁₀ H ₁₄	Diethylbenzene (unspecified isomer)	453.10	0.2694	101.33	OX
	C ₁₀ H ₁₄	1,2,4,5-Tetramethylbenzene	462.37	0.6273	101.33	OX
	C ₁₀ H ₂₂	Decane	433.15	0.3100	78.71	OX
	C ₁₁ H ₂₂	1-Undecene	448.15	0.5516	83.07	OX
	C ₁₁ H ₂₄	Undecane	433.15	0.5800	56.40	OX
	C ₁₂ H ₂₆	Dodecane	458.15	0.8466	93.55	OX
C ₇ H ₈ O		<i>m</i>-Cresol				
	C ₇ H ₉ N	2,6-Dimethylpyridine	475.66	0.9869	101.32	ON
	C ₉ H ₇ N	Quinoline	511.20	0.0356	101.33	ON
	C ₉ H ₂₀	Nonane	413.15	0.0400	76.54	OX
	C ₁₀ H ₈	Naphthalene	474.65	0.9680	101.33	OX
	C ₁₀ H ₁₂	1,2,3,4-Tetrahydronaphthalene	468.45	0.5900	93.10	OX
	C ₁₀ H ₁₄	<i>sec</i> -Butylbenzene	445.85	0.0136	101.33	OX
	C ₁₀ H ₁₄	Diethylbenzene (unspecified isomer)	454.10	0.1010	101.33	OX
	C ₁₀ H ₁₄	1,2,4,5-Tetramethylbenzene	466.87	0.3591	101.33	OX
	C ₁₀ H ₂₂	Decane	433.15	0.2170	75.85	OX
C ₇ H ₈ O		<i>p</i>-Cresol				
	C ₁₀ H ₈	Naphthalene	474.55	0.9414	101.33	OX

Molecular formula						
Comp. 1	Comp. 2	Name	T_{Az}/K	$y_{1,Az}$	P_{Az}/kPa	Type
	C ₁₀ H ₁₄	<i>sec</i> -Butylbenzene	446.05	0.0186	101.33	OX
	C ₁₀ H ₁₄	Diethylbenzene (unspecified isomer)	454.50	0.1105	101.33	OX
C ₇ H ₈ O		Benzyl alcohol				
	C ₁₀ H ₂₂	Decane	445.75	0.2490	101.33	OX
C ₇ H ₉ N		2-Methylaniline				
	C ₁₀ H ₂₂	Decane	446.91	0.1770	101.33	OX
	C ₁₁ H ₂₄	Undecane	461.40	0.4930	101.33	OX
	C ₁₂ H ₂₆	Dodecane	468.90	0.7650	101.33	OX
	C ₁₃ H ₂₈	Tridecane	472.55	0.9070	101.33	OX
C ₇ H ₁₄ O ₂		Pentyl acetate				
	C ₉ H ₂₀	Nonane	419.20	0.5380	101.32	OX
C ₇ H ₁₆ O		1-Heptanol				
	C ₉ H ₂₀	Nonane	423.45	0.1071	101.33	OX
	C ₁₀ H ₂₂	Decane	438.75	0.4308	101.33	OX
	C ₁₁ H ₂₄	Undecane	447.85	0.8014	101.33	OX
C ₈ H ₁₀		<i>o</i>-Xylene				
	C ₉ H ₂₀	Nonane	417.40	0.8498	101.33	OX
C ₈ H ₁₀ O		2,6-Xylenol				
	C ₉ H ₇ N	Quinoline	511.00	0.0890	101.33	ON
	C ₁₀ H ₈	Naphthalene	475.70	0.9381	101.33	OX
	C ₁₀ H ₁₄	1,2,4,5-Tetramethylbenzene	468.85	0.3480	101.33	OX
C ₈ H ₁₀ O		2,3-Xylenol				
	C ₉ H ₇ N	Quinoline	513.30	0.2684	101.33	ON
	C ₁₀ H ₈	Naphthalene	485.45	0.4123	101.33	OX
C ₈ H ₁₀ O		2,4-Xylenol				
	C ₉ H ₇ N	Quinoline	512.30	0.1717	101.33	ON
	C ₁₀ H ₈	Naphthalene	481.25	0.6435	101.33	OX
	C ₁₀ H ₁₄	1,2,4,5-Tetramethylbenzene	474.05	0.1869	101.33	OX
C ₈ H ₁₀ O		2,5-Xylenol				
	C ₉ H ₇ N	Quinoline	512.30	0.1717	101.33	ON
	C ₁₀ H ₈	Naphthalene	481.25	0.6435	101.33	OX
	C ₁₀ H ₁₄	1,2,4,5-Tetramethylbenzene	474.35	0.1763	101.33	OX
C ₈ H ₁₀ O		3,4-Xylenol				
	C ₉ H ₇ N	Isoquinoline	519.75	0.2955	101.33	ON
	C ₉ H ₇ N	Quinoline	514.77	0.3907	101.33	ON
	C ₁₀ H ₈	Naphthalene	490.95	0.1158	101.33	OX
	C ₁₀ H ₉ N	3-Methylisoquinoline	524.35	0.0811	101.33	ON
	C ₁₀ H ₉ N	2-Methylquinoline	521.17	0.1647	101.33	ON
	C ₁₀ H ₉ N	3-Methylquinoline	523.60	0.1152	101.33	ON
	C ₁₀ H ₉ N	7-Methylquinoline	525.85	0.0466	101.33	ON
	C ₁₁ H ₁₁ N	2,3-Dimethylquinoline	521.60	0.2113	101.33	ON
C ₈ H ₁₀ O		3,5-Xylenol				
	C ₉ H ₇ N	Isoquinoline	518.05	0.1915	101.33	ON
	C ₉ H ₇ N	Quinoline	513.58	0.3287	101.33	ON
	C ₁₀ H ₈	Naphthalene	489.33	0.2601	101.33	OX
	C ₁₀ H ₉ N	2-Methylquinoline	520.65	0.0094	101.33	ON
	C ₁₁ H ₁₁ N	2,3-Dimethylquinoline	520.70	0.0530	101.33	ON
C ₈ H ₁₀ O		2-Ethylphenol				
	C ₉ H ₇ N	Quinoline	511.75	0.1041	101.33	ON
	C ₁₀ H ₈	Naphthalene	478.35	0.8005	101.33	OX
	C ₁₀ H ₁₄	1,2,4,5-Tetramethylbenzene	471.45	0.3707	101.33	OX
C ₈ H ₁₀ O		3-Ethylphenol				
	C ₉ H ₇ N	Quinoline	512.70	0.2089	101.33	ON
	C ₁₀ H ₈	Naphthalene	483.45	0.5551	101.33	OX
	C ₁₀ H ₁₄	1,2,4,5-Tetramethylbenzene	475.95	0.1249	101.33	OX
C ₈ H ₁₀ O		4-Ethylphenol				
	C ₉ H ₇ N	Quinoline	513.45	0.2832	101.33	ON
	C ₁₀ H ₈	Naphthalene	486.10	0.3762	101.33	OX

Molecular formula						
Comp. 1	Comp. 2	Name	T_{Az}/K	$y_{1,Az}$	P_{Az}/kPa	Type
C₈H₁₁N		2,4-Dimethylaniline				
	C ₁₁ H ₂₄	Undecane	468.13	0.1490	101.33	OX
	C ₁₂ H ₂₆	Dodecane	482.95	0.4520	101.33	OX
	C ₁₃ H ₂₈	Tridecane	488.43	0.7880	101.33	OX
C₈H₁₈O	C ₁₄ H ₃₀	Tetradecane	490.53	0.9840	101.33	OX
		1-Octanol				
	C ₁₀ H ₂₂	Decane	446.45	0.1029	101.33	OX
	C ₁₁ H ₂₄	Undecane	460.05	0.4772	101.33	OX
C₉H₇N	C ₁₂ H ₂₆	Dodecane	466.95	0.8836	101.33	OX
		Isoquinoline				
C₉H₇N	C ₁₁ H ₁₀	2-Methylnaphthalene	513.90	0.2074	101.33	OX
C₉H₇N		Quinoline				
	C ₉ H ₁₂ O	3-Isopropylphenol	514.70	0.6109	101.33	ON
	C ₉ H ₁₂ O	2-Isopropylphenol	512.75	0.8015	101.33	ON
	C ₉ H ₁₂ O	2-Propylphenol	513.60	0.7243	101.33	ON
	C ₉ H ₁₂ O	3-Propylphenol	514.70	0.6109	101.33	ON
	C ₉ H ₁₂ O	4-Propylphenol	515.35	0.5451	101.33	ON
	C ₁₀ H ₁₄ O	2-Butylphenol	515.70	0.5350	101.33	ON
	C ₁₀ H ₁₄ O	2- <i>tert</i> -Butylphenol	513.70	0.7299	101.33	ON
	C ₁₀ H ₁₄ O	3- <i>tert</i> -Butylphenol	517.05	0.4315	101.33	ON
	C ₁₀ H ₁₄ O	4-Isobutylphenol	515.95	0.5061	101.33	ON
	C ₁₀ H ₁₄ O	2- <i>sec</i> -Butylphenol	514.70	0.6339	101.33	ON
	C ₁₀ H ₁₄ O	4- <i>sec</i> -Butylphenol	516.45	0.4551	101.33	ON
	C ₁₁ H ₁₀	2-Methylnaphthalene	511.05	0.9213	101.33	OX
	C ₁₁ H ₁₆ O	2- <i>tert</i> -Butyl-5-methylphenol	515.45	0.5854	101.33	ON
	C ₁₁ H ₁₆ O	2- <i>sec</i> -Butyl-4-methylphenol	516.10	0.5139	101.33	ON
	C₉H₁₂		1,2,3-Trimethylbenzene			
C ₁₀ H ₂₂		Decane	433.35	0.4010	72.54	OX
C₉H₁₂		1,2,4-Trimethylbenzene				
	C ₁₀ H ₂₂	Decane	433.35	0.8600	80.25	OX
C₉H₁₂O		2-Ethyl-4-methylphenol				
	C ₁₀ H ₈	Naphthalene	488.20	0.2218	101.33	OX
C₉H₁₂O		2-Ethyl-5-methylphenol				
	C ₁₀ H ₈	Naphthalene	489.45	0.1710	101.33	OX
C₉H₁₂O		2-Isopropylphenol				
	C ₁₀ H ₈	Naphthalene	483.15	0.5102	101.33	OX
	C ₁₀ H ₁₄	1,2,4,5-Tetramethylbenzene	476.25	0.1036	101.33	OX
C₉H₁₂O		2,4,6-Trimethylphenol				
	C ₁₀ H ₈	Naphthalene	486.70	0.3161	101.33	OX
C₉H₂₀O		1-Nonanol				
	C ₁₁ H ₂₄	Undecane	468.45	0.0925	101.33	OX
	C ₁₂ H ₂₆	Dodecane	480.65	0.5235	101.33	OX
C₁₀H₂₂O		1-Decanol				
	C ₁₂ H ₂₆	Dodecane	489.25	0.1068	101.33	OX

VISCOSITY OF GASES

The following table gives the viscosity of some common gases as a function of temperature. Unless otherwise noted, the viscosity values refer to a pressure of 100 kPa (1 bar). The notation $P=0$ indicates the low pressure limiting value is given. The difference

between the viscosity at 100 kPa and the limiting value is generally less than 1%. Viscosity is given in units of $\mu\text{Pa s}$; note that $1 \mu\text{Pa s} = 10^{-5}$ poise. Substances are listed in the modified Hill order (see Introduction).

		Viscosity in micropascal seconds ($\mu\text{Pa s}$)						
		100 K	200 K	300 K	400 K	500 K	600 K	Ref.
	Air	7.1	13.3	18.6	23.1	27.1	30.8	1
Ar	Argon	8.0	15.9	22.9	28.8	34.2	39.0	2,8
BF_3	Boron trifluoride		12.3	17.1	21.7	26.1	30.2	13
ClH	Hydrogen chloride			14.6	19.7	24.3		13
F_6S	Sulfur hexafluoride ($P=0$)			15.3	19.8	23.9	27.7	10
H_2	Hydrogen ($P=0$)	4.2	6.8	9.0	10.9	12.7	14.4	4
D_2	Deuterium ($P=0$)	5.9	9.6	12.6	15.4	17.9	20.3	11
H_2O	Water			10.0	13.3	17.3	21.4	6
D_2O	Deuterium oxide			11.1	13.7	17.7	22.0	7
He	Helium ($P=0$)	9.7	15.3	20.0	24.4	28.4	32.3	8
Kr	Krypton ($P=0$)	8.8	17.1	25.6	33.1	39.8	45.9	8
NO	Nitric oxide		13.8	19.2	23.8	28.0	31.9	13
N_2	Nitrogen ($P=0$)		12.9	17.9	22.2	26.1	29.6	12
N_2O	Nitrous oxide		10.0	15.0	19.4	23.6	27.4	13
Ne	Neon ($P=0$)	14.4	24.3	32.1	38.9	45.0	50.8	8
O_2	Oxygen ($P=0$)	7.5	14.6	20.8	26.1	30.8	35.1	12
O_2S	Sulfur dioxide			8.6	12.9	17.5	21.7	13
Xe	Xenon ($P=0$)	8.3	15.4	23.2	30.7	37.6	44.0	8
CO	Carbon monoxide	6.7	12.9	17.8	22.1	25.8	29.1	13
CO_2	Carbon dioxide		10.0	15.0	19.7	24.0	28.0	9,10
CHCl_3	Chloroform			10.2	13.7	16.9	20.1	13
CH_4	Methane		7.7	11.2	14.3	17.0	19.4	10
CH_4O	Methanol				13.2	16.5	19.6	13
C_2H_2	Acetylene			10.4	13.5	16.5		13
C_2H_4	Ethylene		7.0	10.4	13.6	16.5	19.1	3
C_2H_6	Ethane		6.4	9.5	12.3	14.9	17.3	5
$\text{C}_2\text{H}_6\text{O}$	Ethanol				11.6	14.5	17.0	13
C_3H_8	Propane			8.3	10.9	13.4	15.8	5
C_4H_{10}	Butane			7.5	10.0	12.3	14.6	5
C_4H_{10}	Isobutane			7.6	10.0	12.3	14.6	5
$\text{C}_4\text{H}_{10}\text{O}$	Diethyl ether			7.6	10.1	12.4		13
C_5H_{12}	Pentane			6.7	9.2	11.4	13.4	13
C_6H_{14}	Hexane				8.6	10.8	12.8	13

References

1. K. Kadoya, N. Matsunaga, and A. Nagashima, Viscosity and thermal conductivity of dry air in the gaseous phase, *J. Phys. Chem. Ref. Data*, 14, 947, 1985.
2. B. A. Younglove and H. J. M. Hanley, The viscosity and thermal conductivity coefficients of gaseous and liquid argon, *J. Phys. Chem. Ref. Data*, 15, 1323, 1986.
3. P. M. Holland, B. E. Eaton, and H. J. M. Hanley, A correlation of the viscosity and thermal conductivity data of gaseous and liquid ethylene, *J. Phys. Chem. Ref. Data*, 12, 917, 1983.
4. M. J. Assael, S. Mixafendi, and W. A. Wakeham, The viscosity and thermal conductivity of normal hydrogen in the limit zero density, *J. Phys. Chem. Ref. Data*, 15, 1315, 1986.
5. B. A. Younglove and J. F. Ely, Thermophysical properties of fluids. II. Methane, ethane, propane, isobutane, and normal butane, *J. Phys. Chem. Ref. Data*, 16, 577, 1987.
6. J. V. Sengers and J. T. R. Watson, Improved international formulations for the viscosity and thermal conductivity of water substance, *J. Phys. Chem. Ref. Data*, 15, 1291, 1986.
7. N. Matsunaga and A. Nagashima, Transport properties of liquid and gaseous D_2O over a wide range of temperature and pressure, *J. Phys. Chem. Ref. Data*, 12, 933, 1983.
8. J. Kestin, et al., Equilibrium and transport properties of the noble gases and their mixtures at low density, *J. Phys. Chem. Ref. Data*, 13, 299, 1984.
9. V. Vescovic, et al., The transport properties of carbon dioxide, *J. Phys. Chem. Ref. Data*, 19, 1990.
10. R. D. Trengove and W. A. Wakeham, The viscosity of carbon dioxide, methane, and sulfur hexafluoride in the limit of zero density, *J. Phys. Chem. Ref. Data*, 16, 175, 1987.
11. M. J. Assael, S. Mixafendi, and W. A. Wakeham, The viscosity of normal deuterium in the limit of zero density, *J. Phys. Chem. Ref. Data*, 16, 189, 1987.
12. W. A. Cole and W. A. Wakeham, The viscosity of nitrogen, oxygen, and their binary mixtures in the limit of zero density, *J. Phys. Chem. Ref. Data*, 14, 209, 1985.
13. C. Y. Ho, Ed., *Properties of Inorganic and Organic Fluids, CINDAS Data Series on Materials Properties*, Vol. V-1, Hemisphere Publishing Corp., New York, 1988.

VISCOSITY OF LIQUIDS

The absolute viscosity of some common liquids at temperatures between -25 and 100°C is given in this table. Values were derived by fitting experimental data to suitable expressions for the temperature dependence. The substances are arranged by molecular formula in the modified Hill order (see Preface). All values are given in units of millipascal seconds (mPa s); this unit is identical to centipoise (cp).

Viscosity values correspond to a nominal pressure of 1 atmosphere. If a value is given at a temperature above the normal boiling point, the applicable pressure is understood to be the vapor pressure of the liquid at that temperature. A few values are given at a temperature slightly below the normal freezing point; these refer to the supercooled liquid.

The accuracy ranges from 1% in the best cases to 5 to 10% in the worst cases. Additional significant figures are included in the table to facilitate interpolation.

References

1. Viswanath, D. S. and Natarajan, G., *Data Book on the Viscosity of Liquids*, Hemisphere Publishing Corp., New York, 1989.
2. Daubert, T. E., Danner, R. P., Sibul, H. M., and Stebbins, C. C., *Physical and Thermodynamic Properties of Pure Compounds: Data Compilation*, extant 1994 (core with 4 supplements), Taylor & Francis, Bristol, PA (also available as database).
3. Ho, C. Y., Ed., *CINDAS Data Series on Material Properties*, Vol. V-1, *Properties of Inorganic and Organic Fluids*, Hemisphere Publishing Corp., New York, 1988.
4. Stephan, K. and Lucas, K., *Viscosity of Dense Fluids*, Plenum Press, New York, 1979.
5. Vargaftik, N. B., *Tables of Thermophysical Properties of Liquids and Gases*, 2nd ed., John Wiley, New York, 1975.

Molecular formula	Name	Viscosity in mPa s					
		-25°C	0°C	25°C	50°C	75°C	100°C
<i>Compounds not containing carbon</i>							
Br_2	Bromine		1.252	0.944	0.746		
Cl_3HSi	Trichlorosilane		0.415	0.326			
Cl_3P	Phosphorous trichloride	0.870	0.662	0.529	0.439		
Cl_4Si	Tetrachlorosilane			99.4	96.2		
H_2O	Water		1.793	0.890	0.547	0.378	0.282
H_4N_2	Hydrazine			0.876	0.628	0.480	0.384
Hg	Mercury			1.526	1.402	1.312	1.245
NO_2	Nitrogen dioxide		0.532	0.402			
<i>Compounds containing carbon</i>							
CCl_3F	Trichlorofluoromethane	0.740	0.539	0.421			
CCl_4	Tetrachloromethane		1.321	0.908	0.656	0.494	
CS_2	Carbon disulfide		0.429	0.352			
CHBr_3	Tribromomethane			1.857	1.367	1.029	
CHCl_3	Trichloromethane	0.988	0.706	0.537	0.427		
CHN	Hydrogen cyanide		0.235	0.183			
CH_2Br_2	Dibromomethane	1.948	1.320	0.980	0.779	0.652	
CH_2Cl_2	Dichloromethane	0.727	0.533	0.413			
CH_2O_2	Formic acid			1.607	1.030	0.724	0.545
CH_3I	Iodomethane		0.594	0.469			
CH_3NO	Formamide		7.114	3.343	1.833		
CH_3NO_2	Nitromethane	1.311	0.875	0.630	0.481	0.383	0.317
CH_4O	Methanol	1.258	0.793	0.544			
CH_5N	Methylamine	0.319	0.231				
$\text{C}_2\text{Cl}_3\text{F}_3$	1,1,2-Trichlorotrifluoro-ethane	1.465	0.945	0.656	0.481		
C_2Cl_4	Tetrachloroethylene		1.114	0.844	0.663	0.535	0.442
C_2HCl_3	Trichloroethylene		0.703	0.545	0.444	0.376	
C_2HCl_5	Pentachloroethane		3.761	2.254	1.491	1.061	
$\text{C}_2\text{HF}_3\text{O}_2$	Trifluoroacetic acid			0.808	0.571		
$\text{C}_2\text{H}_2\text{Cl}_2$	<i>cis</i> -1,2-Dichloroethylene	0.786	0.575	0.445			
$\text{C}_2\text{H}_2\text{Cl}_2$	<i>trans</i> -1,2-Dichloroethylene	0.522	0.398	0.317	0.261		
$\text{C}_2\text{H}_2\text{Cl}_4$	1,1,1,2-Tetrachloroethane	3.660	2.200	1.437	1.006	0.741	0.570
$\text{C}_2\text{H}_3\text{ClF}_2$	1-Chloro-1,1-difluoro-ethane	0.477	0.376				
$\text{C}_2\text{H}_3\text{ClO}$	Acetyl chloride			0.368	0.294		
$\text{C}_2\text{H}_3\text{Cl}_3$	1,1,1-Trichloroethane	1.847	1.161	0.793	0.578	0.428	
$\text{C}_2\text{H}_3\text{N}$	Acetonitrile		0.400	0.369	0.284	0.234	
$\text{C}_2\text{H}_4\text{Br}_2$	1,2-Dibromoethane			1.595	1.116	0.837	0.661

Molecular formula	Name	Viscosity in mPa s					
		-25°C	0°C	25°C	50°C	75°C	100°C
C ₂ H ₄ Cl ₂	1,1-Dichloroethane			0.464	0.362		
C ₂ H ₄ Cl ₂	1,2-Dichloroethane		1.125	0.779	0.576	0.447	
C ₂ H ₄ O ₂	Acetic acid			1.056	0.786	0.599	0.464
C ₂ H ₄ O ₂	Methyl formate		0.424	0.325			
C ₂ H ₅ Br	Bromoethane	0.635	0.477	0.374			
C ₂ H ₅ Cl	Chloroethane	0.416	0.319				
C ₂ H ₅ I	Iodoethane		0.723	0.556	0.444	0.365	
C ₂ H ₅ NO	<i>N</i> -Methylformamide		2.549	1.678	1.155	0.824	0.606
C ₂ H ₅ NO ₂	Nitroethane	1.354	0.940	0.688	0.526	0.415	0.337
C ₂ H ₆ O	Ethanol	3.262	1.786	1.074	0.694	0.476	
C ₂ H ₆ OS	Dimethyl sulfoxide			1.987	1.290		
C ₂ H ₆ O ₂	Ethylene glycol			16.1	6.554	3.340	1.975
C ₂ H ₆ S	Dimethyl sulfide		0.356	0.284			
C ₂ H ₆ S	Ethanethiol		0.364	0.287			
C ₂ H ₇ N	Dimethylamine	0.300	0.232				
C ₂ H ₇ NO	Ethanolamine			21.1	8.560	3.935	1.998
C ₃ H ₃ Br	3-Bromopropene		0.620	0.471	0.373		
C ₃ H ₃ Cl	3-Chloropropene		0.408	0.314			
C ₃ H ₃ ClO	Epichlorohydrin	2.492	1.570	1.073	0.781	0.597	0.474
C ₃ H ₃ N	Propanenitrile			0.294	0.240	0.202	
C ₃ H ₆ O	Acetone	0.540	0.395	0.306	0.247		
C ₃ H ₆ O	Allyl alcohol			1.218	0.759	0.505	
C ₃ H ₆ O	Propanal			0.321	0.249		
C ₃ H ₆ O ₂	Ethyl formate		0.506	0.380	0.300		
C ₃ H ₆ O ₂	Methyl acetate		0.477	0.364	0.284		
C ₃ H ₆ O ₂	Propanoic acid		1.499	1.030	0.749	0.569	0.449
C ₃ H ₇ Br	1-Bromopropane		0.645	0.489	0.387		
C ₃ H ₇ Br	2-Bromopropane		0.612	0.458	0.359		
C ₃ H ₇ Cl	1-Chloropropane		0.436	0.334			
C ₃ H ₇ Cl	2-Chloropropane		0.401	0.303			
C ₃ H ₇ I	1-Iodopropane		0.970	0.703	0.541	0.436	0.363
C ₃ H ₇ I	2-Iodopropane		0.883	0.653	0.506	0.407	
C ₃ H ₇ NO	<i>N,N</i> -Dimethylformamide		1.176	0.794	0.624		
C ₃ H ₇ NO ₂	1-Nitropropane	1.851	1.160	0.798	0.589	0.460	0.374
C ₃ H ₈ O	1-Propanol	8.645	3.815	1.945	1.107	0.685	
C ₃ H ₈ O	2-Propanol		4.619	2.038	1.028	0.576	
C ₃ H ₈ O ₂	1,2-Propylene glycol		248	40.4	11.3	4.770	2.750
C ₃ H ₈ O ₃	Glycerol			934	152	39.8	14.8
C ₃ H ₈ S	1-Propanethiol		0.503	0.385			
C ₃ H ₈ S	2-Propanethiol		0.477	0.357	0.280		
C ₃ H ₉ N	Propylamine			0.376			
C ₃ H ₉ N	Isopropylamine		0.454	0.325			
C ₄ H ₄ O	Furan	0.661	0.475	0.361			
C ₄ H ₅ N	Pyrrrole		2.085	1.225	0.828	0.612	
C ₄ H ₆ O ₃	Acetic anhydride		1.241	0.843	0.614	0.472	0.377
C ₄ H ₇ N	Butanenitrile			0.553	0.418	0.330	0.268
C ₄ H ₈ O	2-Butanone	0.720	0.533	0.405	0.315	0.249	
C ₄ H ₈ O	Tetrahydrofuran	0.849	0.605	0.456	0.359		
C ₄ H ₈ O ₂	1,4-Dioxane			1.177	0.787	0.569	
C ₄ H ₈ O ₂	Ethyl acetate		0.578	0.423	0.325	0.259	
C ₄ H ₈ O ₂	Methyl propionate		0.581	0.431	0.333	0.266	
C ₄ H ₈ O ₂	Propyl formate		0.669	0.485	0.370	0.293	
C ₄ H ₈ O ₂	Butanoic acid		2.215	1.426	0.982	0.714	0.542
C ₄ H ₈ O ₂	2-Methylpropanoic acid		1.857	1.226	0.863	0.639	0.492
C ₄ H ₈ O ₂ S	Sulfolane				6.280	3.818	2.559
C ₄ H ₈ S	Tetrahydrothiophene			0.973	0.912		
C ₄ H ₉ Br	1-Bromobutane		0.815	0.606	0.471	0.379	
C ₄ H ₉ Cl	1-Chlorobutane		0.556	0.422	0.329	0.261	
C ₄ H ₉ N	Pyrrrolidine	1.914	1.071	0.704	0.512		
C ₄ H ₉ NO	<i>N,N</i> -Dimethylacetamide			1.927			

Molecular formula	Name	Viscosity in mPa s					
		-25°C	0°C	25°C	50°C	75°C	100°C
C ₄ H ₉ NO	Morpholine			2.021	1.247	0.850	0.627
C ₄ H ₁₀ O	1-Butanol	12.19	5.185	2.544	1.394	0.833	0.533
C ₄ H ₁₀ O	2-Butanol			3.096	1.332	0.698	0.419
C ₄ H ₁₀ O	2-Methyl-2-propanol			4.312	1.421	0.678	
C ₄ H ₁₀ O	Diethyl ether		0.283	0.224			
C ₄ H ₁₀ O ₃	Diethylene glycol			30.200	11.130	4.917	2.505
C ₄ H ₁₀ S	Diethyl sulfide		0.558	0.422	0.331	0.267	
C ₄ H ₁₁ N	Butylamine		0.830	0.574	0.409	0.298	
C ₄ H ₁₁ N	Isobutylamine		0.770	0.571	0.367		
C ₄ H ₁₁ N	Diethylamine			0.319	0.239		
C ₄ H ₁₁ NO ₂	Diethanolamine				109.5	28.7	9.100
C ₅ H ₄ O ₂	Furfural		2.501	1.587	1.143	0.906	0.772
C ₅ H ₅ N	Pyridine		1.361	0.879	0.637	0.497	0.409
C ₅ H ₁₀	1-Pentene	0.313	0.241	0.195			
C ₅ H ₁₀	2-Methyl-2-butene		0.255	0.203			
C ₅ H ₁₀	Cyclopentane		0.555	0.413	0.321		
C ₅ H ₁₀ O	Mesityl oxide	1.291	0.838	0.602	0.465	0.381	0.326
C ₅ H ₁₀ O	2-Pentanone		0.641	0.470	0.362	0.289	0.238
C ₅ H ₁₀ O	3-Pentanone		0.592	0.444	0.345	0.276	0.227
C ₅ H ₁₀ O ₂	Butyl formate		0.937	0.644	0.472	0.362	0.289
C ₅ H ₁₀ O ₂	Propyl acetate		0.768	0.544	0.406	0.316	0.255
C ₅ H ₁₀ O ₂	Ethyl propanoate		0.691	0.501	0.380	0.299	0.242
C ₅ H ₁₀ O ₂	Methyl butanoate		0.759	0.541	0.406	0.318	0.257
C ₅ H ₁₀ O ₂	Methyl isobutanoate		0.672	0.488	0.373	0.296	
C ₅ H ₁₁ N	Piperidine			1.573	0.958	0.649	0.474
C ₅ H ₁₂	Pentane	0.351	0.274	0.224			
C ₅ H ₁₂	Isopentane	0.376	0.277	0.214			
C ₅ H ₁₂ O	1-Pentanol	25.4	8.512	3.619	1.820	1.035	0.646
C ₅ H ₁₂ O	2-Pentanol			3.470	1.447	0.761	0.465
C ₅ H ₁₂ O	3-Pentanol			4.149	1.473	0.727	0.436
C ₅ H ₁₂ O	2-Methyl-1-butanol			4.453	1.963	1.031	0.612
C ₅ H ₁₂ O	3-Methyl-1-butanol		8.627	3.692	1.842	1.031	0.631
C ₅ H ₁₃ N	Pentylamine		1.030	0.702	0.493	0.356	
C ₆ F ₆	Hexafluorobenzene			2.789	1.730	1.151	
C ₆ H ₄ Cl ₂	<i>o</i> -Dichlorobenzene		1.958	1.324	0.962	0.739	0.593
C ₆ H ₄ Cl ₂	<i>m</i> -Dichlorobenzene		1.492	1.044	0.787	0.628	0.525
C ₆ H ₅ Br	Bromobenzene		1.560	1.074	0.798	0.627	0.512
C ₆ H ₅ Cl	Chlorobenzene	1.703	1.058	0.753	0.575	0.456	0.369
C ₆ H ₅ ClO	<i>o</i> -Chlorophenol			3.589	1.835	1.131	0.786
C ₆ H ₅ ClO	<i>m</i> -Chlorophenol				4.041		
C ₆ H ₅ F	Fluorobenzene		0.749	0.550	0.423	0.338	
C ₆ H ₅ I	Iodobenzene		2.354	1.554	1.117	0.854	0.683
C ₆ H ₅ NO ₂	Nitrobenzene		3.036	1.863	1.262	0.918	0.704
C ₆ H ₆	Benzene			0.604	0.436	0.335	
C ₆ H ₆ ClN	<i>o</i> -Chloroaniline			3.316	1.913	1.248	0.887
C ₆ H ₆ O	Phenol				3.437	1.784	1.099
C ₆ H ₇ N	Aniline			3.847	2.029	1.247	0.850
C ₆ H ₈ N ₂	Phenylhydrazine			13.0	4.553	1.850	0.848
C ₆ H ₁₀	Cyclohexene		0.882	0.625	0.467	0.364	
C ₆ H ₁₀ O	Cyclohexanone			2.017	1.321	0.919	0.671
C ₆ H ₁₁ N	Hexanenitrile			0.912	0.650	0.488	0.382
C ₆ H ₁₂	Cyclohexane			0.894	0.615	0.447	
C ₆ H ₁₂	Methylcyclopentane	0.927	0.653	0.479	0.364		
C ₆ H ₁₂	1-Hexene	0.441	0.326	0.252	0.202		
C ₆ H ₁₂ O	Cyclohexanol			57.5	12.3	4.274	1.982
C ₆ H ₁₂ O	2-Hexanone	1.300	0.840	0.583	0.429	0.329	0.262
C ₆ H ₁₂ O	4-Methyl-2-pentanone			0.545	0.406		
C ₆ H ₁₂ O ₂	Butyl acetate		1.002	0.685	0.500	0.383	0.305
C ₆ H ₁₂ O ₂	Isobutyl acetate			0.676	0.493	0.370	0.286
C ₆ H ₁₂ O ₂	Ethyl butanoate			0.639	0.453		

Molecular formula	Name	Viscosity in mPa s					
		-25°C	0°C	25°C	50°C	75°C	100°C
C ₆ H ₁₂ O ₂	Diacetone alcohol	28.7	6.621	2.798	1.829	1.648	
C ₆ H ₁₂ O ₃	Paraldehyde			1.079	0.692	0.485	0.362
C ₆ H ₁₃ N	Cyclohexylamine			1.944	1.169	0.782	0.565
C ₆ H ₁₄	Hexane		0.405	0.300	0.240		
C ₆ H ₁₄	2-Methylpentane		0.372	0.286	0.226		
C ₆ H ₁₄	3-Methylpentane		0.395	0.306			
C ₆ H ₁₄ O	Dipropyl ether		0.542	0.396	0.304	0.242	
C ₆ H ₁₄ O	1-Hexanol			4.578	2.271	1.270	0.781
C ₆ H ₁₅ N	Triethylamine		0.455	0.347	0.273	0.221	
C ₆ H ₁₅ N	Dipropylamine		0.751	0.517	0.377	0.288	0.228
C ₆ H ₁₅ N	Diisopropylamine			0.393	0.300	0.237	
C ₆ H ₁₅ NO ₃	Triethanolamine			609	114	31.5	11.7
C ₇ H ₅ N	Benzonitrile			1.267	0.883	0.662	0.524
C ₇ H ₇ Cl	<i>o</i> -Chlorotoluene		1.390	0.964	0.710	0.547	0.437
C ₇ H ₇ Cl	<i>m</i> -Chlorotoluene		1.165	0.823	0.616	0.482	0.391
C ₇ H ₇ Cl	<i>p</i> -Chlorotoluene			0.837	0.621	0.483	0.390
C ₇ H ₈	Toluene	1.165	0.778	0.560	0.424	0.333	0.270
C ₇ H ₈ O	<i>o</i> -Cresol				3.035	1.562	0.961
C ₇ H ₈ O	<i>m</i> -Cresol			12.9	4.417	2.093	1.207
C ₇ H ₈ O	Benzyl alcohol			5.474	2.760	1.618	1.055
C ₇ H ₈ O	Anisole			1.056	0.747	0.554	0.427
C ₇ H ₉ N	<i>N</i> -Methylaniline		4.120	2.042	1.222	0.825	0.606
C ₇ H ₉ N	<i>o</i> -Methyl aniline		10.3	3.823	1.936	1.198	0.839
C ₇ H ₉ N	<i>m</i> -Methyl aniline		8.180	3.306	1.679	1.014	0.699
C ₇ H ₉ N	Benzylamine			1.624	1.080	0.769	0.577
C ₇ H ₁₄	Methylcyclohexane		0.991	0.679	0.501	0.390	0.316
C ₇ H ₁₄	1-Heptene		0.441	0.340	0.273	0.226	
C ₇ H ₁₄ O	2-Heptanone			0.714	0.407	0.297	
C ₇ H ₁₄ O ₂	Heptanoic acid			3.840	2.282	1.488	1.041
C ₇ H ₁₆	Heptane	0.757	0.523	0.387	0.301	0.243	
C ₇ H ₁₆	3-Methylhexane			0.350			
C ₇ H ₁₆ O	1-Heptanol			5.810	2.603	1.389	0.849
C ₇ H ₁₆ O	2-Heptanol			3.955	1.799	0.987	0.615
C ₇ H ₁₆ O	3-Heptanol				1.957	0.976	0.584
C ₇ H ₁₆ O	4-Heptanol			4.207	1.695	0.882	0.539
C ₇ H ₁₇ N	Heptylamine			1.314	0.865	0.600	0.434
C ₈ H ₈	Styrene		1.050	0.695	0.507	0.390	0.310
C ₈ H ₈ O	Acetophenone			1.681			0.634
C ₈ H ₈ O ₂	Methyl benzoate			1.857			
C ₈ H ₈ O ₃	Methyl salicylate					1.102	0.815
C ₈ H ₁₀	Ethylbenzene		0.872	0.631	0.482	0.380	0.304
C ₈ H ₁₀	<i>o</i> -Xylene		1.084	0.760	0.561	0.432	0.345
C ₈ H ₁₀	<i>m</i> -Xylene		0.795	0.581	0.445	0.353	0.289
C ₈ H ₁₀	<i>p</i> -Xylene			0.603	0.457	0.359	0.290
C ₈ H ₁₀ O	Phenetole			1.197	0.817	0.594	0.453
C ₈ H ₁₁ N	<i>N,N</i> -Dimethylaniline		1.996	1.300	0.911	0.675	0.523
C ₈ H ₁₁ N	<i>N</i> -Ethylaniline		3.981	2.047	1.231	0.825	0.596
C ₈ H ₁₆	Ethylcyclohexane		1.139	0.784	0.579		
C ₈ H ₁₆ O ₂	Octanoic acid			5.020	2.656	1.654	1.147
C ₈ H ₁₈	Octane		0.700	0.508	0.385	0.302	0.243
C ₈ H ₁₈ O	1-Octanol			7.288	3.232	1.681	0.991
C ₈ H ₁₈ O	4-Methyl-3-heptanol		1.904	1.085	0.702	0.497	0.375
C ₈ H ₁₈ O	5-Methyl-3-heptanol		2.052	1.178	0.762	0.536	0.401
C ₈ H ₁₈ O	2-Ethyl-1-hexanol		20.7	6.271	2.631	1.360	0.810
C ₈ H ₁₈ O	Dibutyl ether	1.417	0.918	0.637	0.466	0.356	0.281
C ₈ H ₁₉ N	Dibutylamine		1.509	0.918	0.619	0.449	0.345
C ₈ H ₁₉ N	Diisobutylamine		1.115	0.723	0.511	0.384	0.303
C ₉ H ₇ N	Quinoline			3.337	1.892	1.201	0.833
C ₉ H ₁₀	Indane		2.230	1.357	0.931	0.692	0.545
C ₉ H ₁₂	Cumene		1.075	0.737	0.547		

Molecular formula	Name	Viscosity in mPa s					
		-25°C	0°C	25°C	50°C	75°C	100°C
C ₉ H ₁₄ O	Isophorone		4.201	2.329	1.415	0.923	0.638
C ₉ H ₁₈ O	5-Nonanone			1.199	0.834	0.619	0.484
C ₉ H ₁₈ O ₂	Nonanoic acid			7.011	3.712	2.234	1.475
C ₉ H ₂₀	Nonane		0.964	0.665	0.488	0.375	0.300
C ₉ H ₂₀ O	1-Nonanol			9.123	4.032		
C ₁₀ H ₁₀ O ₄	Dimethyl phthalate		63.2	14.4	5.309	2.824	1.980
C ₁₀ H ₁₄	Butylbenzene			0.950	0.683	0.515	
C ₁₀ H ₁₈	<i>cis</i> -Decahydronaphthalene	12.8	5.645	3.042	1.875	1.271	0.924
C ₁₀ H ₁₈	<i>trans</i> -Decahydronaphthalene	6.192	3.243	1.948	1.289	0.917	0.689
C ₁₀ H ₂₀ O ₂	Decanoic acid				4.327	2.651	
C ₁₀ H ₂₂	Decane	2.188	1.277	0.838	0.598	0.453	0.359
C ₁₀ H ₂₂ O	1-Decanol			10.9	4.590		
C ₁₁ H ₂₄	Undecane		1.707	1.098	0.763	0.562	0.433
C ₁₂ H ₁₀ O	Diphenyl ether				2.130	1.407	1.023
C ₁₂ H ₂₆	Dodecane		2.277	1.383	0.930	0.673	0.514
C ₁₃ H ₁₂	Diphenylmethane					1.265	0.929
C ₁₃ H ₂₈	Tridecane		2.909	1.724	1.129	0.796	0.594
C ₁₄ H ₃₀	Tetradecane			2.128	1.376	0.953	0.697
C ₁₆ H ₂₂ O ₄	Dibutyl phthalate	483	66.4	16.6	6.470	3.495	2.425
C ₁₆ H ₃₄	Hexadecane			3.032	1.879	1.260	0.899
C ₁₈ H ₃₈	Octadecane				2.487	1.609	1.132

THERMAL CONDUCTIVITY OF GASES

This table gives the thermal conductivity of several gases as a function of temperature. Unless otherwise noted, the values refer to a pressure of 100 kPa (1 bar) or to the saturation vapor pressure if that is less than 100 kPa. The notation $P = 0$ indicates the low

pressure limiting value is given. In general, the $P = 0$ and $P = 100$ kPa values differ by less than 1%. Units are milliwatts per meter kelvin. Substances are listed in the modified Hill order.

MF	Name	Thermal conductivity in mW/m K						Ref.
		100 K	200 K	300 K	400 K	500 K	600 K	
	Air	9.4	18.4	26.2	33.3	39.7	45.7	1
Ar	Argon	6.2	12.4	17.9	22.6	26.8	30.6	2,8
BF ₃	Boron trifluoride			19.0	24.6			11
ClH	Hydrogen chloride		9.2	14.5	19.5	24.0	28.1	11
F ₆ S	Sulfur hexafluoride ($P = 0$)			13.0	20.6	27.5	33.8	16
H ₂	Hydrogen ($P = 0$)	68.6	131.7	186.9	230.4			4
H ₂ O	Water			18.7	27.1	35.7	47.1	6
	Deuterium oxide				27.0	36.5	47.6	7
H ₂ S	Hydrogen sulfide			14.6	20.5	26.4	32.4	11
H ₃ N	Ammonia			24.4	37.4	51.6	66.8	11
He	Helium ($P = 0$)	75.5	119.3	156.7	190.6	222.3	252.4	8
Kr	Krypton ($P = 0$)	3.3	6.4	9.5	12.3	14.8	17.1	8
NO	Nitric oxide		17.8	25.9	33.1	39.6	46.2	11
N ₂	Nitrogen	9.8	18.7	26.0	32.3	38.3	44.0	12
N ₂ O	Nitrous oxide		9.8	17.4	26.0	34.1	41.8	11
Ne	Neon ($P = 0$)	22.3	37.6	49.8	60.3	69.9	78.7	8
O ₂	Oxygen	9.3	18.4	26.3	33.7	41.0	48.1	10
O ₂ S	Sulfur dioxide			9.6	14.3	20.0	25.6	11
Xe	Xenon ($P = 0$)	2.0	3.6	5.5	7.3	8.9	10.4	8
CCl ₂ F ₂	Dichlorodifluoromethane			9.9	15.0	20.1	25.2	13
CF ₄	Tetrafluoromethane ($P = 0$)			16.0	24.1	32.2	39.9	16
CO	Carbon monoxide ($P = 0$)			25.0	32.3	39.2	45.7	14
CO ₂	Carbon dioxide		9.6	16.8	25.1	33.5	41.6	9
CHCl ₃	Trichloromethane			7.5	11.1	15.1		11
CH ₄	Methane		22.5	34.1	49.1	66.5	84.1	5,15
CH ₄ O	Methanol				26.2	38.6	53.0	11
C ₂ Cl ₂ F ₄	1,2-Dichlorotetrafluoroethane			10.25	15.7	21.1		13
C ₂ Cl ₃ F ₃	1,1,2-Trichlorotrifluoroethane			9.0	13.6	18.3		13
C ₂ H ₂	Acetylene			21.4	33.3	45.4	56.8	11
C ₂ H ₄	Ethylene		11.1	20.5	34.6	49.9	68.6	3
C ₂ H ₆	Ethane		11.0	21.3	35.4	52.2	70.5	5
C ₂ H ₆ O	Ethanol			14.4	25.8	38.4	53.2	11
C ₃ H ₆ O	Acetone			11.5	20.2	30.6	42.7	11
C ₃ H ₈	Propane			18.0	30.6	45.5	61.9	5
C ₄ F ₈	Perfluorocyclobutane			12.5	19.5			13
C ₄ H ₁₀	Butane			16.4	28.4	43.0	59.1	5
C ₄ H ₁₀	Isobutane			16.1	27.9	42.1	57.6	5
C ₄ H ₁₀ O	Diethyl ether			15.1	25.0	37.1		11
C ₅ H ₁₂	Pentane			14.4	24.9	37.8	52.7	11
C ₆ H ₁₄	Hexane				23.4	35.4	48.7	11

References

1. Kadoya, K. Matsunaga, N., and Nagashima, A., Viscosity and thermal conductivity of dry air in the gaseous phase, *J. Phys. Chem. Ref. Data*, 14, 947, 1985.
2. Younglove, B. A. and Hanley, H. J. M., The viscosity and thermal conductivity coefficients of gaseous and liquid argon, *J. Phys. Chem. Ref. Data*, 15, 1323, 1986.
3. Holland, P. M., Eaton, B. E., and Hanley, H. J. M., A correlation of the viscosity and thermal conductivity data of gaseous and liquid ethylene, *J. Phys. Chem. Ref. Data*, 12, 917, 1983.
4. Assael, M. J., Mixafendi, S., and Wakeham, W. A., The viscosity and thermal conductivity of normal hydrogen in the limit of zero density, *J. Phys. Chem. Ref. Data*, 15, 1315, 1986.
5. Younglove, B. A. and Ely, J. F., Thermophysical properties of fluids. II. Methane, ethane, propane, isobutane, and normal butane, *J. Phys. Chem. Ref. Data*, 16, 577, 1987.

6. Sengers, J. V. and Watson, J. T. R., Improved international formulations for the viscosity and thermal conductivity of water substance, *J. Phys. Chem. Ref. Data*, 15, 1291, 1986.
7. Matsunaga, N. and Nagashima, A., Transport properties of liquid and gaseous D₂O over a wide range of temperature and pressure, *J. Phys. Chem. Ref. Data*, 12, 933, 1983.
8. Kestin, J. et al., Equilibrium and transport properties of the noble gases and their mixtures at low density, *J. Phys. Chem. Ref. Data*, 13, 229, 1984.
9. Vescovic, V. et al., The transport properties of carbon dioxide, *J. Phys. Chem. Ref. Data*, 19, 1990.
10. Younglove, B. A., Thermophysical properties of fluids. I. Argon, ethylene, parahydrogen, nitrogen, nitrogen trifluoride, and oxygen, *J. Phys. Chem. Ref. Data*, 11, Suppl. 1, 1982.
11. Ho, C. Y., Ed., *Properties of Inorganic and Organic Fluids, CINDAS Data Series on Materials Properties*, Volume V-1, Hemisphere Publishing Corp., New York, 1988.
12. Stephen, K., Krauss, R., and Laesecke, A., Viscosity and thermal conductivity of nitrogen for a wide range of fluid states, *J. Phys. Chem. Ref. Data*, 16, 993, 1987.
13. Krauss, R. and Stephan, K., Thermal conductivity of refrigerants in a wide range of temperature and pressure, *J. Phys. Chem. Ref. Data*, 18, 43, 1989.
14. Millat, J. and Wakeham, W. A., The thermal conductivity of nitrogen and carbon monoxide in the limit of zero density, *J. Phys. Chem. Ref. Data*, 18, 565, 1989.
15. Friend, D. G., Ely, J. F., and Ingham, H., Thermophysical properties of methane, *J. Phys. Chem. Ref. Data*, 18, 583, 1989.
16. Uribe, F. J., Mason, E. A., and Kestin, J., Thermal conductivity of nine polyatomic gases at low density, *J. Phys. Chem. Ref. Data*, 19, 1123, 1990.

THERMAL CONDUCTIVITY OF LIQUIDS

This table gives the thermal conductivity of about 275 liquids at temperatures between -25 and 100°C . Values refer to nominal atmospheric pressure; when an entry is given for a temperature above the normal boiling point of the liquid, the pressure is understood to be the saturation vapor pressure at that temperature. Reference 1 contains data on many of these liquids at high pressures. Data on halocarbon refrigerants over a wide range of temperature and pressure may be found in Reference 6.

Values given to three decimal places (i.e., to 0.001 W/m K) have an uncertainty of 2% to 5%. Values given to 0.0001 W/m K should be accurate to 1% or better.

Substances are arranged by molecular formula in Hill order, except that compounds not containing carbon precede those that do contain carbon.

References

1. Vargaftik, N. B., Filippov, L. P., Tarzimanov, A. A., and Totskii, E. E., *Handbook of Thermal Conductivity of Liquids and Gases*, CRC Press, Boca Raton FL, 1994.
2. Daubert, T. E., Danner, R. P., Sibul, H. M., and Stebbins, C. C., *Physical and Thermodynamic Properties of Pure Compounds: Data Compilation*, extant 1994 (core with four supplements), Taylor and Francis, Bristol, PA (also available as a database).
3. Watanabe, H., *J. Chem. Eng. Data* 48, 124, 2003.
4. Watanabe, H., and Seong, D. J., *Int. J. Thermophys.* 23, 337, 2002.
5. Nieto de Castro, C. A., Li, S. F. Y., Nagashima, A., Trengove, R. D., and Wakeham, W. A., *J. Phys. Chem. Ref. Data* 15, 1073, 1986.
6. Krauss, R., and Stephan, K., *J. Phys. Chem. Ref. Data* 18, 43, 1989.
7. Assael, M. J., Ramires, M. L. V., Nieto de Castro, C. A., and Wakeham, W. A., *J. Phys. Chem. Ref. Data* 19, 113, 1990.
8. Ramires, M. L. V., Nieto de Castro, C. A., Nagasaka, Y., Nagashima, A., Assael, M. J., and Wakeham, W. A., *J. Phys. Chem. Ref. Data* 24, 1377, 1995.
9. Ramires, M. L. V., Nieto de Castro, C. A., Perkins, R. A., Nagasaka, Y., Nagashima, A., Assael, M. J., and Wakeham, W. A., *J. Phys. Chem. Ref. Data* 29, 133, 2000.
10. Marsh, K. N., Ed., *Recommended Reference Materials for the Realization of Physicochemical Properties*, Blackwell Scientific Publications, Oxford, 1987.
11. Beaton, C. F., and Hewitt, G. F., *Physical Property Data for the Design Engineer*, Hemisphere Publishing Corp., New York, 1989.

Molecular formula	Name	Thermal conductivity in W/m K						Ref.
		-25°C	0°C	25°C	50°C	75°C	100°C	
Cl_4Ge	Germanium(IV) chloride	0.111	0.105	0.100	0.095	0.090	0.084	1
Cl_4Si	Tetrachlorosilane			0.099	0.096			2
Cl_4Sn	Tin(IV) chloride	0.123	0.117	0.112	0.106	0.101	0.095	1
Cl_4Ti	Titanium(IV) chloride		0.143	0.138	0.134	0.129	0.124	1
H_2O	Water		0.5562	0.6062	0.6423	0.6643	0.6729	8
Hg	Mercury	7.85	8.175	8.514	8.842	9.161	9.475	11
CCl_3F	Trichlorofluoromethane	0.102	0.096	0.089	0.083	0.076	0.070	1
CCl_4	Tetrachloromethane		0.109	0.103	0.098	0.092	0.087	1
CHCl_3	Trichloromethane	0.127	0.122	0.117	0.112	0.107	0.102	2
CH_2Br_2	Dibromomethane	0.120	0.114	0.108	0.103	0.097		2
CH_2Cl_2	Dichloromethane	0.158	0.149	0.140	0.133	0.128	0.127	1
CH_2I_2	Diiodomethane			0.098	0.093	0.088	0.083	1
CH_2O_2	Formic acid			0.267	0.265	0.263	0.261	1
CH_3NO_2	Nitromethane	0.226	0.215	0.204	0.193	0.182	0.171	1
CH_3O	Methanol	0.218	0.210	0.202	0.195	0.189	0.182	1
CS_2	Carbon disulfide		0.154	0.149				2
$\text{C}_2\text{Br}_2\text{F}_4$	1,2-Dibromotetrafluoroethane	0.071	0.066	0.061	0.057	0.053	0.049	1
$\text{C}_2\text{Cl}_3\text{F}_3$	1,1,2-Trichloro-1,2,2-trifluoroethane	0.0847	0.0790	0.0736	0.0683			6
C_2Cl_4	Tetrachloroethene		0.117	0.110	0.104	0.098	0.093	1
$\text{C}_2\text{Cl}_4\text{F}_2$	1,1,2,2-Tetrachloro-1,2-difluoroethane			0.082	0.078	0.074	0.069	1
C_2HCl_3	Trichloroethene	0.128	0.121	0.114	0.106	0.098	0.090	1
$\text{C}_2\text{H}_2\text{Cl}_4$	1,1,2,2-Tetrachloroethane	0.124	0.118	0.111	0.104	0.098	0.091	1
$\text{C}_2\text{H}_3\text{Cl}_3$	1,1,1-Trichloroethane		0.106	0.101	0.096			2
$\text{C}_2\text{H}_3\text{N}$	Acetonitrile	0.208	0.198	0.188	0.178	0.168		2
$\text{C}_2\text{H}_4\text{Br}_2$	1,2-Dibromoethane			0.100	0.096	0.092	0.088	1
$\text{C}_2\text{H}_4\text{Cl}_2$	1,2-Dichloroethane	0.144	0.139	0.133	0.128	0.122	0.117	1
$\text{C}_2\text{H}_4\text{O}_2$	Acetic acid			0.158	0.153	0.149	0.144	2
$\text{C}_2\text{H}_4\text{O}_2$	Methyl formate		0.194	0.187				1
$\text{C}_2\text{H}_5\text{Br}$	Bromoethane	0.107	0.104	0.101				1
$\text{C}_2\text{H}_5\text{Cl}$	Chloroethane	0.145	0.132	0.119	0.106	0.093		2
$\text{C}_2\text{H}_5\text{I}$	Iodoethane		0.091	0.087	0.083	0.079		1
$\text{C}_2\text{H}_5\text{NO}$	N-Methylformamide			0.203	0.201	0.199	0.196	2
$\text{C}_2\text{H}_5\text{NO}_2$	Nitroethane			0.173	0.161	0.149		1
$\text{C}_2\text{H}_6\text{O}$	Ethanol	0.181	0.174	0.167	0.160	0.153	0.148	1
$\text{C}_2\text{H}_6\text{O}_2$	1,2-Ethanediol		0.248	0.254	0.258	0.261	0.261	1
$\text{C}_2\text{H}_7\text{NO}$	Ethanolamine			0.240	0.238	0.236		1

Molecular formula	Name	Thermal conductivity in W/m K							Ref.
		-25°C	0°C	25°C	50°C	75°C	100°C		
C ₃ F ₈	Perfluoropropane	0.062	0.056	0.051	0.046	0.041	0.035	1	
C ₃ H ₃ N	Acrylonitrile	0.186	0.176	0.166	0.156	0.146	0.136	1	
C ₃ H ₅ ClO	Epichlorohydrin	0.142	0.137	0.131	0.125	0.119	0.114	2	
C ₃ H ₆ O	Allyl alcohol			0.162				1	
C ₃ H ₆ O	Acetone		0.169	0.161				2	
C ₃ H ₆ O	Methyloxirane		0.181	0.171				1	
C ₃ H ₆ O ₂	Propanoic acid		0.147	0.144	0.141	0.139	0.136	1	
C ₃ H ₆ O ₂	Ethyl formate	0.181	0.171	0.160	0.149	0.138		1	
C ₃ H ₆ O ₂	Methyl acetate	0.174	0.164	0.153	0.143	0.133	0.122	2	
C ₃ H ₇ Br	1-Bromopropane	0.108	0.104	0.099	0.094			1	
C ₃ H ₇ Cl	1-Chloropropane	0.129	0.123	0.116	0.110	0.104	0.098	1	
C ₃ H ₇ I	1-Iodopropane	0.096	0.092	0.087	0.083	0.078	0.074	1	
C ₃ H ₇ I	2-Iodopropane	0.089	0.085	0.082	0.078	0.074	0.071	1	
C ₃ H ₇ NO	<i>N,N</i> -Dimethylformamide			0.183	0.175	0.167	0.159	1	
C ₃ H ₇ NO ₂	1-Nitropropane			0.152	0.144	0.137		1	
C ₃ H ₈ O	1-Propanol	0.162	0.158	0.154	0.149	0.145	0.141	2	
C ₃ H ₈ O	2-Propanol	0.146	0.141	0.135	0.129	0.124	0.118	2	
C ₃ H ₈ O ₂	1,2-Propanediol	0.199	0.200	0.200	0.200	0.199	0.197	1	
C ₃ H ₈ O ₂	2-Methoxyethanol			0.190	0.180	0.170		1	
C ₃ H ₈ O ₃	Glycerol			0.285	0.288	0.292	0.296	1	
C ₃ H ₉ N	Trimethylamine	0.143	0.133					2	
C ₄ F ₈	Perfluorocyclobutane	0.082	0.072	0.063	0.053	0.044	0.034	1	
C ₄ H ₄ O	Furan	0.142	0.134	0.126				2	
C ₄ H ₄ S	Thiophene			0.199	0.195	0.191	0.186	2	
C ₄ H ₆	1,2-Butadiene	0.147	0.134					1	
C ₄ H ₆	2-Butyne	0.137	0.129	0.121				2	
C ₄ H ₆ O ₂	Vinyl acetate			0.151	0.141	0.131	0.120	1	
C ₄ H ₆ O ₃	Acetic anhydride		0.170	0.164	0.158	0.152	0.146	1	
C ₄ H ₈ O	Butanal		0.155	0.147	0.140	0.132		1	
C ₄ H ₈ O	2-Butanone	0.158	0.151	0.145	0.139	0.133		2	
C ₄ H ₈ O	Tetrahydrofuran	0.132	0.126	0.120	0.114			2	
C ₄ H ₈ O ₂	Propyl formate		0.151	0.144	0.137	0.130		1	
C ₄ H ₈ O ₂	Ethyl acetate		0.151	0.144	0.136			1	
C ₄ H ₈ O ₂	Methyl propanoate			0.141	0.137			1	
C ₄ H ₈ O ₂	1,4-Dioxane			0.159	0.147	0.135	0.123	2	
C ₄ H ₉ Br	1-Bromobutane	0.112	0.107	0.103	0.098	0.093	0.088	1	
C ₄ H ₉ I	1-Iodobutane		0.094	0.090	0.085	0.081	0.077	1	
C ₄ H ₉ NO	<i>N,N</i> -Dimethylacetamide			0.175	0.172	0.168		1	
C ₄ H ₁₀ O	1-Butanol		0.158	0.153	0.147	0.142	0.137	1	
C ₄ H ₁₀ O	2-Methyl-2-propanol			0.112	0.110	0.109	0.108	1	
C ₄ H ₁₀ O	Diethyl ether	0.150	0.140	0.130	0.120	0.110	0.100	2	
C ₄ H ₁₀ O ₂	2-Ethoxyethanol			0.190	0.182	0.174	0.165	1	
C ₅ H ₅ N	Pyridine		0.171	0.166	0.162	0.157	0.153	1	
C ₅ H ₆ O ₂	Furfuryl alcohol			0.179				1	
C ₅ H ₈	2-Methyl-1,3-butadiene	0.141	0.130	0.119				1	
C ₅ H ₈	1-Pentyne	0.144	0.136	0.127	0.119			1	
C ₅ H ₈	Cyclopentene	0.143	0.136	0.129				2	
C ₅ H ₈ O ₂	Methyl methacrylate		0.156	0.147	0.137	0.127	0.117	1	
C ₅ H ₈ O ₂	2,4-Pentanedione			0.154	0.150	0.146	0.143	1	
C ₅ H ₉ NO	<i>N</i> -Methyl-2-pyrrolidone			0.167	0.162	0.157		1	
C ₅ H ₁₀	1-Pentene	0.131	0.124	0.116				2	
C ₅ H ₁₀	Cyclopentane	0.140	0.133	0.126				2	
C ₅ H ₁₀ O	Pentanal		0.146	0.139	0.133	0.127	0.121	1	
C ₅ H ₁₀ O	2-Pentanone		0.149	0.142	0.135	0.128	0.121	1	
C ₅ H ₁₀ O	3-Pentanone		0.151	0.144	0.137	0.129	0.122	1	
C ₅ H ₁₀ O ₂	Pentanoic acid			0.140	0.137	0.133	0.130	1	
C ₅ H ₁₀ O ₂	Butyl formate			0.136	0.130	0.123	0.117	1	
C ₅ H ₁₀ O ₂	Propyl acetate		0.146	0.140	0.135	0.130	0.124	1	
C ₅ H ₁₀ O ₂	Ethyl propanoate				0.133	0.121		1	
C ₅ H ₁₀ O ₂	Methyl butanoate			0.140				1	
C ₅ H ₁₁ Br	1-Bromopentane	0.113	0.109	0.105	0.101	0.097	0.093	1	
C ₅ H ₁₁ Cl	1-Chloropentane		0.125	0.120	0.115	0.109		1	

Molecular formula	Name	Thermal conductivity in W/m K							Ref.
		-25°C	0°C	25°C	50°C	75°C	100°C		
C ₅ H ₁₁ I	1-Iodopentane		0.096	0.092	0.088	0.084	0.081	1	
C ₅ H ₁₂	Pentane	0.130	0.1207	0.1113	0.1018	0.0923	0.083	4	
C ₅ H ₁₂	Isopentane			0.111				1	
C ₅ H ₁₂ O	1-Pentanol	0.159	0.155	0.150	0.145	0.141	0.136	1	
C ₅ H ₁₂ O	2-Methyl-2-butanol		0.119	0.116	0.113	0.109	0.106	1	
C ₅ H ₁₂ O ₂	1,5-Pentanediol		0.221	0.222				1	
C ₅ H ₁₂ O ₃	Diethylene glycol monomethyl ether			0.190	0.185	0.180	0.175	1	
C ₆ F ₆	Hexafluorobenzene				0.083			1	
C ₆ F ₁₄	Perfluorohexane		0.067	0.065	0.064			1	
C ₆ H ₃ Cl ₃	1,2,3-Trichlorobenzene				0.110	0.108	0.106	1	
C ₆ H ₃ Cl ₃	1,2,4-Trichlorobenzene				0.112	0.109	0.106	1	
C ₆ H ₄ Cl ₂	<i>o</i> -Dichlorobenzene		0.125	0.121	0.117	0.113	0.109	1	
C ₆ H ₄ Cl ₂	<i>m</i> -Dichlorobenzene		0.120	0.116	0.113	0.109		1	
C ₆ H ₄ Cl ₂	<i>p</i> -Dichlorobenzene				0.112	0.108	0.105	1	
C ₆ H ₅ Br	Bromobenzene	0.119	0.115	0.111	0.107	0.103	0.099	1	
C ₆ H ₅ Cl	Chlorobenzene	0.137	0.132	0.127	0.123	0.118	0.113	1	
C ₆ H ₅ F	Fluorobenzene			0.136	0.131	0.126		1	
C ₆ H ₅ I	Iodobenzene	0.106	0.103	0.101	0.098	0.095	0.092	1	
C ₆ H ₅ NO ₂	Nitrobenzene			0.149	0.145	0.142	0.139	1	
C ₆ H ₆	Benzene			0.1411	0.1329	0.1247		7	
C ₆ H ₆ ClN	2-Chloroaniline			0.148				1	
C ₆ H ₆ O	Phenol				0.153	0.149	0.147	1	
C ₆ H ₇ N	Aniline		0.175					1	
C ₆ H ₈ N ₂	Hexanedinitrile			0.174	0.168			1	
C ₆ H ₁₀	Cyclohexene	0.142	0.136	0.130	0.124	0.118		2	
C ₆ H ₁₀ O	Cyclohexanone			0.138	0.134	0.130	0.126	1	
C ₆ H ₁₀ O	Mesityl oxide	0.170	0.163	0.156	0.149	0.142	0.134	2	
C ₆ H ₁₀ O ₃	Ethyl acetoacetate			0.155	0.152	0.148	0.144	1	
C ₆ H ₁₀ O ₄	Diethyl oxalate			0.157				1	
C ₆ H ₁₂	1-Hexene	0.138	0.129	0.121	0.113			1	
C ₆ H ₁₂	Cyclohexane			0.123	0.117	0.111		2	
C ₆ H ₁₂ O	2-Hexanone		0.156	0.145	0.134	0.124	0.115	1	
C ₆ H ₁₂ O	Cyclohexanol			0.138	0.134	0.130	0.126	1	
C ₆ H ₁₂ O ₂	Hexanoic acid		0.148	0.142	0.137	0.131		1	
C ₆ H ₁₂ O ₂	Butyl acetate		0.143	0.136	0.130	0.123	0.116	1	
C ₆ H ₁₂ O ₂	Propyl propanoate				0.133			1	
C ₆ H ₁₂ O ₂	Ethyl butanoate		0.143	0.137	0.131	0.126		1	
C ₆ H ₁₂ O ₂	Methyl pentanoate		0.143	0.138	0.132	0.127		1	
C ₆ H ₁₂ O ₃	Paraldehyde			0.130				1	
C ₆ H ₁₃ Br	1-Bromohexane	0.115	0.111	0.108	0.104	0.101	0.097	1	
C ₆ H ₁₃ I	1-Iodoheptane		0.098	0.095	0.091	0.088	0.084	1	
C ₆ H ₁₄	Hexane	0.133	0.1250	0.1167	0.1083	0.0999	0.092	4	
C ₆ H ₁₄	2-Methylpentane	0.120	0.1127	0.1050	0.0972	0.0894	0.082	3	
C ₆ H ₁₄	3-Methylpentane	0.122	0.1142	0.1064	0.0986	0.0909	0.083	3	
C ₆ H ₁₄	2,2-Dimethylbutane	0.108	0.1006	0.0934	0.0861	0.0788	0.072	3	
C ₆ H ₁₄	2,3-Dimethylbutane	0.115	0.1076	0.1003	0.0930	0.0857	0.078	3	
C ₆ H ₁₄ O	1-Hexanol	0.161	0.157	0.152	0.147	0.142	0.137	1	
C ₆ H ₁₄ O	Dipropyl ether		0.137	0.130	0.123	0.117		1	
C ₆ H ₁₄ O ₂	1,2-Diethoxyethane				0.140	0.133	0.125	1	
C ₆ H ₁₄ O ₃	Diethylene glycol monoethyl ether				0.188	0.184	0.180	1	
C ₆ H ₁₄ O ₄	Triethylene glycol		0.193	0.195	0.196	0.196	0.196	1	
C ₆ H ₁₅ N	Triethylamine	0.146	0.139	0.132	0.125	0.118	0.111	1	
C ₇ F ₁₆	Perfluoroheptane	0.068	0.064	0.060	0.056	0.053		1	
C ₇ H ₅ N	Benzonitrile			0.148	0.142	0.136	0.130	1	
C ₇ H ₆ O	Benzaldehyde			0.153	0.148	0.143	0.139	1	
C ₇ H ₈	Toluene	0.1455	0.1385	0.1310	0.1235	0.1162	0.1095	9	
C ₇ H ₈ O	<i>o</i> -Cresol							1	
C ₇ H ₈ O	<i>m</i> -Cresol			0.149	0.147	0.145		1	
C ₇ H ₈ O	Benzyl alcohol			0.159	0.158	0.156	0.154	1	
C ₇ H ₈ O	Anisole			0.145	0.142	0.139	0.136	1	
C ₇ H ₉ N	2-Methylaniline			0.162				1	
C ₇ H ₉ N	3-Methylaniline			0.161				1	

Molecular formula	Name	Thermal conductivity in W/m K							Ref.
		-25°C	0°C	25°C	50°C	75°C	100°C		
C ₇ H ₁₄	1-Heptene	0.139	0.132	0.125	0.118	0.111		1	
C ₇ H ₁₄	Cycloheptane			0.123	0.118	0.112	0.108	1	
C ₇ H ₁₄ O	Heptanal			0.140				1	
C ₇ H ₁₄ O	3-Heptanone		0.143	0.137	0.131	0.125	0.119	1	
C ₇ H ₁₄ O	4-Heptanone			0.136	0.131	0.125	0.120	1	
C ₇ H ₁₄ O ₂	Hexyl formate			0.141	0.133	0.126	0.119	1	
C ₇ H ₁₄ O ₂	Heptanoic acid			0.140	0.137	0.133		1	
C ₇ H ₁₄ O ₂	Pentyl acetate		0.141	0.134	0.126	0.120	0.113	1	
C ₇ H ₁₄ O ₂	Butyl propanoate			0.139	0.133	0.126	0.121	1	
C ₇ H ₁₄ O ₂	Ethyl pentanoate			0.132				1	
C ₇ H ₁₄ O ₂	Methyl hexanoate			0.136	0.131	0.126	0.121	1	
C ₇ H ₁₆	Heptane	0.1378	0.1303	0.1228	0.1152	0.1077		5	
C ₇ H ₁₆	2-Methylhexane	0.125	0.1177	0.1105	0.1033	0.0961	0.089	3	
C ₇ H ₁₆	3-Methylhexane	0.126	0.1184	0.1112	0.1040	0.0968	0.090	3	
C ₇ H ₁₆	3-Ethylpentane	0.128	0.1203	0.1128	0.1053	0.0978	0.090	3	
C ₇ H ₁₆	2,2-Dimethylpentane	0.111	0.1046	0.0980	0.0913	0.0847	0.078	3	
C ₇ H ₁₆	2,3-Dimethylpentane	0.120	0.1127	0.1059	0.0990	0.0922	0.085	3	
C ₇ H ₁₆	2,4-Dimethylpentane	0.116	0.1089	0.1020	0.0951	0.0882	0.081	3	
C ₇ H ₁₆	3,3-Dimethylpentane	0.113	0.1068	0.1001	0.0934	0.0867	0.080	3	
C ₇ H ₁₆	2,2,3-Trimethylbutane	0.107	0.1011	0.0950	0.0889	0.0828	0.077	3	
C ₇ H ₁₆ O	1-Heptanol	0.160	0.158	0.153	0.149	0.144	0.139	1	
C ₈ F ₁₈	Perfluorooctane		0.066	0.062	0.059	0.055	0.052	1	
C ₈ H ₈	Styrene	0.148	0.142	0.137	0.131	0.126	0.120	2	
C ₈ H ₈ O	Acetophenone			0.147	0.146	0.144	0.142	1	
C ₈ H ₈ O ₂	Methyl benzoate			0.147				1	
C ₈ H ₁₀	Ethylbenzene	0.143	0.137	0.130	0.123	0.116	0.110	1	
C ₈ H ₁₀	<i>o</i> -Xylene			0.131	0.126	0.120	0.114	2	
C ₈ H ₁₀	<i>m</i> -Xylene			0.130	0.124	0.118	0.113	2	
C ₈ H ₁₀	<i>p</i> -Xylene			0.130	0.124	0.118	0.112	2	
C ₈ H ₁₀ O	Ethoxybenzene	0.151	0.145	0.140	0.135	0.130		1	
C ₈ H ₁₀ O ₂	2-Phenoxyethanol			0.169	0.168	0.166	0.165	1	
C ₈ H ₁₁ N	<i>N</i> -Ethylaniline			0.150				1	
C ₈ H ₁₁ N	<i>N,N</i> -Dimethylaniline			0.122	0.119	0.115		1	
C ₈ H ₁₆	1-Octene	0.139	0.133	0.126	0.120	0.114	0.107	1	
C ₈ H ₁₆ O	2-Octanone		0.141	0.135	0.129	0.124	0.118	1	
C ₈ H ₁₆ O ₂	Heptyl formate		0.141	0.137	0.132	0.128	0.123	1	
C ₈ H ₁₆ O ₂	Octanoic acid			0.146	0.143	0.139	0.135	1	
C ₈ H ₁₆ O ₂	Hexyl acetate			0.135	0.129	0.123	0.118	1	
C ₈ H ₁₆ O ₂	Pentyl propanoate			0.138	0.132			1	
C ₈ H ₁₆ O ₂	Ethyl hexanoate		0.142	0.137	0.133	0.128	0.123	1	
C ₈ H ₁₇ Cl	1-Chlorooctane		0.130	0.127	0.124	0.121	0.119	1	
C ₈ H ₁₈	Octane	0.139	0.1317	0.1244	0.1171	0.1097	0.102	4	
C ₈ H ₁₈	2-Methylheptane	0.127	0.1206	0.1139	0.1072	0.1005	0.094	3	
C ₈ H ₁₈	3-Methylheptane	0.128	0.1216	0.1149	0.1081	0.1014	0.095	3	
C ₈ H ₁₈	2,2,4-Trimethylpentane	0.107	0.1007	0.0948	0.0888	0.0829	0.077	3	
C ₈ H ₁₈	2,3,4-Trimethylpentane	0.115	0.1093	0.1035	0.0976	0.0918	0.086	3	
C ₈ H ₁₈ O	Ethyl hexyl ether		0.131	0.126	0.120	0.114	0.109	1	
C ₈ H ₁₈ O	1-Octanol		0.162	0.158	0.153	0.148	0.143	1	
C ₈ H ₁₈ O	Dibutyl ether		0.139	0.132	0.125	0.118	0.112	1	
C ₈ H ₁₈ O ₃	Diethylene glycol monobutyl ether			0.163	0.158	0.153	0.148	1	
C ₈ H ₁₈ O ₄	Triethylene glycol dimethyl ether			0.169	0.158	0.147		1	
C ₈ H ₁₈ O ₅	Tetraethylene glycol			0.191	0.192			1	
C ₉ H ₇ N	Quinoline			0.147	0.144	0.141	0.138	1	
C ₉ H ₁₀	Indan			0.135				1	
C ₉ H ₁₀ O ₂	Ethyl benzoate			0.141				1	
C ₉ H ₁₂	Propylbenzene	0.134	0.130	0.125	0.120	0.115	0.109	1	
C ₉ H ₁₂	Isopropylbenzene	0.132	0.128	0.123	0.118	0.112	0.107	1	
C ₉ H ₁₂	1,2,4-Trimethylbenzene			0.129	0.124	0.118	0.114	1	
C ₉ H ₁₂	1,3,5-Trimethylbenzene	0.143	0.139	0.134	0.129	0.123	0.117	1	
C ₉ H ₁₈	1-Nonene	0.136	0.130	0.123	0.116	0.110	0.104	1	
C ₉ H ₁₈ O ₂	Nonanoic acid			0.150	0.146	0.142	0.138	1	
C ₉ H ₁₈ O ₂	Heptyl acetate			0.135	0.128	0.122	0.116	1	

Molecular formula	Name	Thermal conductivity in W/m K							Ref.
		-25°C	0°C	25°C	50°C	75°C	100°C		
C ₉ H ₁₉ Br	1-Bromononane		0.116	0.112	0.109	0.106	0.103	1	
C ₉ H ₁₉ Cl	1-Chlorononane		0.132	0.128	0.124	0.120	0.115	1	
C ₉ H ₁₉ I	1-Iodononane		0.105	0.102	0.099	0.095	0.092	1	
C ₉ H ₂₀	Nonane	0.141	0.1337	0.1269	0.1201	0.1133	0.106	4	
C ₉ H ₂₀ O	1-Nonanol		0.164	0.159	0.155	0.150	0.145	1	
C ₁₀ H ₇ Br	1-Bromonaphthalene			0.110	0.109	0.108	0.106	1	
C ₁₀ H ₇ Cl	1-Chloronaphthalene			0.126				1	
C ₁₀ H ₁₀ O ₄	Dimethyl phthalate			0.1473	0.1443	0.1409	0.1373	10	
C ₁₀ H ₁₂	1,2,3,4-Tetrahydronaphthalene			0.131	0.129	0.128	0.126	1	
C ₁₀ H ₁₄	Butylbenzene			0.126	0.121	0.116	0.111	1	
C ₁₀ H ₁₄	<i>sec</i> -Butylbenzene, (±)-		0.129	0.124	0.119	0.114	0.108	1	
C ₁₀ H ₁₄	<i>tert</i> -Butylbenzene			0.117	0.114	0.110	0.106	1	
C ₁₀ H ₁₄	1-Isopropyl-4-methylbenzene	0.132	0.127	0.122	0.117	0.112	0.107	2	
C ₁₀ H ₁₄	<i>o</i> -Diethylbenzene		0.133	0.127	0.122	0.116	0.111	1	
C ₁₀ H ₁₈	<i>trans</i> -Decahydronaphthalene			0.113				1	
C ₁₀ H ₂₀	1-Decene	0.138	0.132	0.126	0.120	0.114	0.109	1	
C ₁₀ H ₂₀ O	Decanal		0.149	0.144	0.139	0.134	0.129	1	
C ₁₀ H ₂₀ O ₂	Heptyl propanoate			0.137	0.132	0.127	0.122	1	
C ₁₀ H ₂₀ O ₂	Hexyl butanoate			0.137	0.132	0.127	0.121	1	
C ₁₀ H ₂₀ O ₂	Decanoic acid				0.148	0.144	0.140	1	
C ₁₀ H ₂₂	Decane	0.142	0.1360	0.1296	0.1232	0.1167	0.110	4	
C ₁₀ H ₂₂ O	1-Decanol			0.162	0.159	0.155	0.151	1	
C ₁₀ H ₂₂ O	Dipentyl ether			0.131	0.125	0.121	0.116	1	
C ₁₀ H ₂₂ O ₂	1,2-Dibutoxyethane			0.140	0.134	0.127	0.120	1	
C ₁₁ H ₁₆	Pentylbenzene		0.135	0.130	0.125	0.120	0.115	1	
C ₁₁ H ₂₂	1-Undecene			0.126	0.118	0.114	0.108	1	
C ₁₁ H ₂₂ O	6-Undecanone			0.137	0.132	0.127		1	
C ₁₁ H ₂₂ O ₂	Undecanoic acid				0.153	0.149		1	
C ₁₁ H ₂₂ O ₂	Octyl propanoate			0.135	0.130	0.125	0.120	1	
C ₁₁ H ₂₂ O ₂	Heptyl butanoate			0.139	0.134	0.129	0.123	1	
C ₁₁ H ₂₄	Undecane			0.136	0.128	0.122	0.116	1	
C ₁₁ H ₂₄ O	1-Undecanol			0.169	0.165	0.161	0.158	1	
C ₁₂ H ₁₀ O	Diphenyl ether				0.139	0.135	0.131	2	
C ₁₂ H ₁₄ O ₄	Diethyl phthalate			0.172	0.169	0.166		1	
C ₁₂ H ₁₆	Cyclohexylbenzene			0.121	0.119	0.117		1	
C ₁₂ H ₁₈	Hexylbenzene		0.141	0.137	0.132	0.128	0.124	1	
C ₁₂ H ₂₄ O ₂	Decyl acetate			0.146	0.136	0.126		1	
C ₁₂ H ₂₄ O ₂	Octyl butanoate			0.139	0.134	0.129	0.125	1	
C ₁₂ H ₂₆	Dodecane			0.135	0.130	0.124	0.119	1	
C ₁₂ H ₂₆ O	1-Dodecanol				0.167	0.163	0.159	1	
C ₁₂ H ₂₆ O ₃	Diethylene glycol dibutyl ether		0.150	0.146	0.143	0.139	0.135	1	
C ₁₂ H ₂₇ N	Tributylamine			0.129				1	
C ₁₃ H ₂₆	1-Tridecene			0.130	0.125	0.120	0.115	1	
C ₁₃ H ₂₈	Tridecane			0.130	0.125	0.120	0.115	1	
C ₁₄ H ₂₈	1-Tetradecene			0.136	0.131	0.126	0.121	1	
C ₁₄ H ₃₀	Tetradecane			0.139	0.134	0.129	0.124	1	
C ₁₄ H ₃₀ O	1-Tetradecanol				0.167	0.162	0.157	2	
C ₁₆ H ₂₂ O ₄	Dibutyl phthalate		0.139	0.136	0.134	0.131	0.129	1	
C ₁₆ H ₃₄	Hexadecane			0.140	0.135	0.130	0.125	2	
C ₁₈ H ₃₈	Octadecane				0.146	0.142	0.137	2	
C ₂₀ H ₄₀ O ₂	Butyl palmitate			0.151	0.148	0.144	0.140	1	
C ₂₂ H ₄₂ O ₂	Butyl oleate			0.157	0.153	0.149	0.145	1	
C ₂₂ H ₄₂ O ₄	Diocetyl hexanedioate			0.157	0.153	0.149	0.145	1	

DIFFUSION IN GASES

This table gives binary diffusion coefficients D_{12} for a number of common gases as a function of temperature. Values refer to atmospheric pressure. The diffusion coefficient is inversely proportional to pressure as long as the gas is in a regime where binary collisions dominate. See Reference 1 for a discussion of the dependence of D_{12} on temperature and composition.

The first part of the table gives data for several gases in the presence of a large excess of air. The remainder applies to equimolar

mixtures of gases. Each gas pair is ordered alphabetically according to the most common way of writing the formula. The listing of pairs then follows alphabetical order by the first constituent.

References

1. Marrero, T. R., and Mason, E. A., *J. Phys. Chem. Ref. Data*, 1, 1, 1972.
2. Kestin, J., et al., *J. Phys. Chem. Ref. Data*, 13, 229, 1984.

$D_{12}/\text{cm}^2 \text{ s}^{-1}$ for $p = 101.325 \text{ kPa}$ and the Specified T/K

System	200	273.15	293.15	373.15	473.15	573.15	673.15
<i>Large Excess of Air</i>							
Ar-air		0.167	0.189	0.289	0.437	0.612	0.810
CH ₄ -air			0.210	0.321	0.485	0.678	0.899
CO-air			0.208	0.315	0.475	0.662	0.875
CO ₂ -air			0.160	0.252	0.390	0.549	0.728
H ₂ -air		0.668	0.756	1.153	1.747	2.444	3.238
H ₂ O-air			0.242	0.399	0.638	0.873	1.135
He-air		0.617	0.697	1.057	1.594	2.221	2.933
SF ₆ -air				0.150	0.233	0.329	0.438
<i>Equimolar Mixture</i>							
Ar-CH ₄				0.306	0.467	0.657	0.876
Ar-CO		0.168	0.190	0.290	0.439	0.615	0.815
Ar-CO ₂		0.129	0.148	0.235	0.365	0.517	0.689
Ar-H ₂		0.698	0.794	1.228	1.876	2.634	3.496
Ar-He	0.381	0.645	0.726	1.088	1.617	2.226	2.911
Ar-Kr	0.064	0.117	0.134	0.210	0.323	0.456	0.605
Ar-N ₂		0.168	0.190	0.290	0.439	0.615	0.815
Ar-Ne	0.160	0.277	0.313	0.475	0.710	0.979	1.283
Ar-O ₂		0.166	0.187	0.285	0.430	0.600	0.793
Ar-SF ₆				0.128	0.202	0.290	0.389
Ar-Xe	0.052	0.095	0.108	0.171	0.264	0.374	0.498
CH ₄ -H ₂			0.708	1.084	1.648	2.311	3.070
CH ₄ -He			0.650	0.992	1.502	2.101	2.784
CH ₄ -N ₂			0.208	0.317	0.480	0.671	0.890
CH ₄ -O ₂			0.220	0.341	0.523	0.736	0.978
CH ₄ -SF ₆				0.167	0.257	0.363	0.482
CO-CO ₂			0.162	0.250	0.384		
CO-H ₂	0.408	0.686	0.772	1.162	1.743	2.423	3.196
CO-He	0.365	0.619	0.698	1.052	1.577	2.188	2.882
CO-Kr		0.131	0.149	0.227	0.346	0.485	0.645
CO-N ₂	0.133	0.208	0.231	0.336	0.491	0.673	0.878
CO-O ₂			0.202	0.307	0.462	0.643	0.849
CO-SF ₆				0.144	0.226	0.323	0.432
CO ₂ -C ₃ H ₈			0.084	0.133	0.209		
CO ₂ -H ₂	0.315	0.552	0.627	0.964	1.470	2.066	2.745
CO ₂ -H ₂ O			0.162	0.292	0.496	0.741	1.021
CO ₂ -He	0.300	0.513	0.580	0.878	1.321		
CO ₂ -N ₂			0.160	0.253	0.392	0.553	0.733
CO ₂ -N ₂ O	0.055	0.099	0.113	0.177	0.276		
CO ₂ -Ne	0.131	0.227	0.258	0.395	0.603	0.847	
CO ₂ -O ₂			0.159	0.248	0.380	0.535	0.710
CO ₂ -SF ₆				0.099	0.155		
D ₂ -H ₂	0.631	1.079	1.219	1.846	2.778	3.866	5.103
H ₂ -He	0.775	1.320	1.490	2.255	3.394	4.726	6.242
H ₂ -Kr	0.340	0.601	0.682	1.053	1.607	2.258	2.999

System	200	273.15	293.15	373.15	473.15	573.15	673.15
H ₂ -N ₂	0.408	0.686	0.772	1.162	1.743	2.423	3.196
H ₂ -Ne	0.572	0.982	1.109	1.684	2.541	3.541	4.677
H ₂ -O ₂		0.692	0.782	1.188	1.792	2.497	3.299
H ₂ -SF ₆			0.412	0.649	0.998	1.400	1.851
H ₂ -Xe		0.513	0.581	0.890	1.349	1.885	2.493
H ₂ O-N ₂			0.242	0.399			
H ₂ O-O ₂			0.244	0.403	0.645	0.882	1.147
He-Kr	0.330	0.559	0.629	0.942	1.404	1.942	2.550
He-N ₂	0.365	0.619	0.698	1.052	1.577	2.188	2.882
He-Ne	0.563	0.948	1.066	1.592	2.362	3.254	4.262
He-O ₂		0.641	0.723	1.092	1.640	2.276	2.996
He-SF ₆			0.400	0.592	0.871	1.190	1.545
He-Xe	0.282	0.478	0.538	0.807	1.201	1.655	2.168
Kr-N ₂		0.131	0.149	0.227	0.346	0.485	0.645
Kr-Ne	0.131	0.228	0.258	0.392	0.587	0.812	1.063
Kr-Xe	0.035	0.064	0.073	0.116	0.181	0.257	0.344
N ₂ -Ne			0.317	0.483	0.731	1.021	1.351
N ₂ -O ₂			0.202	0.307	0.462	0.643	0.849
N ₂ -SF ₆				0.148	0.231	0.328	0.436
N ₂ -Xe		0.107	0.122	0.188	0.287	0.404	0.539
Ne-Xe	0.111	0.193	0.219	0.332	0.498	0.688	0.901
O ₂ -SF ₆			0.097	0.154	0.238	0.334	0.441

DIFFUSION COEFFICIENTS IN LIQUIDS AT INFINITE DILUTION

This table lists diffusion coefficients D_{AB} at infinite dilution for some binary liquid mixtures. Although values are given to two decimal places, measurements in the literature are often in poor agreement. Therefore most values in the table cannot be relied upon to better than 10%.

Solvents are listed in alphabetical order, as are the solutes within each solvent group.

Reference

Landolt-Börnstein, *Numerical Data and Functional Relationships in Science and Technology*, Sixth Edition, Vol. II/5a, Springer-Verlag, Heidelberg, 1969.

Solute	Solvent	$t/^\circ\text{C}$	D_{AB} $10^{-5}\text{ cm}^2\text{ s}^{-1}$	Solute	Solvent	$t/^\circ\text{C}$	D_{AB} $10^{-5}\text{ cm}^2\text{ s}^{-1}$
Acetic acid	Acetone	25	3.31	Acetone	Tetrachloromethane	25	1.75
Benzoic acid	Acetone	25	2.62	Benzene	Tetrachloromethane	25	1.42
Formic acid	Acetone	25	3.77	Cyclohexane	Tetrachloromethane	25	1.30
Nitrobenzene	Acetone	20	2.94	Ethanol	Tetrachloromethane	25	1.90
Tetrachloromethane	Acetone	25	3.29	Iodine	Tetrachloromethane	30	1.63
Trichloromethane	Acetone	25	3.64	Trichloromethane	Tetrachloromethane	25	1.66
Water	Acetone	25	4.56	Acetic acid	Toluene	25	2.26
Acetic acid	Benzene	25	2.09	Benzene	Toluene	25	2.54
Aniline	Benzene	25	1.96	Benzoic acid	Toluene	25	1.49
Benzoic acid	Benzene	25	1.38	Cyclohexane	Toluene	25	2.42
Bromobenzene	Benzene	8	1.45	Formic acid	Toluene	25	2.65
2-Butanone	Benzene	30	2.09	Water	Toluene	25	6.19
Chloroethylene	Benzene	8	1.77	Acetone	Trichloromethane	25	2.55
Cyclohexane	Benzene	25	2.25	Benzene	Trichloromethane	25	2.89
Ethanol	Benzene	25	3.02	2-Butanone	Trichloromethane	25	2.13
Formic acid	Benzene	25	2.28	Butyl acetate	Trichloromethane	25	1.71
Heptane	Benzene	25	1.78	Diethyl ether	Trichloromethane	25	2.15
Methanol	Benzene	25	3.80	Ethanol	Trichloromethane	15	2.20
Toluene	Benzene	25	1.85	Ethyl acetate	Trichloromethane	25	2.02
1,2,4-Trichlorobenzene	Benzene	8	1.34	Acetic acid	Water	25	1.29
Trichloromethane	Benzene	25	2.26	Acetone	Water	25	1.28
Adipic acid	1-Butanol	30	0.40	Acetonitrile	Water	15	1.26
Benzene	1-Butanol	25	1.00	Alanine	Water	25	0.91
Biphenyl	1-Butanol	25	0.63	Allyl alcohol	Water	15	0.90
Butyric acid	1-Butanol	30	0.51	Aniline	Water	20	0.92
p-Dichlorobenzene	1-Butanol	25	0.82	Arabinose	Water	20	0.69
Methanol	1-Butanol	30	0.59	Benzene	Water	20	1.02
Oleic acid	1-Butanol	30	0.25	1-Butanol	Water	25	0.56
Propane	1-Butanol	25	1.57	Caprolactam	Water	25	0.87
Water	1-Butanol	25	0.56	Chloroethylene	Water	25	1.34
Benzene	Cyclohexane	25	1.41	Cyclohexane	Water	20	0.84
Tetrachloromethane	Cyclohexane	25	1.49	Diethylamine	Water	20	0.97
Toluene	Cyclohexane	25	1.57	Ethanol	Water	25	1.24
Allyl alcohol	Ethanol	20	0.98	Ethanolamine	Water	25	1.08
Benzene	Ethanol	25	1.81	Ethyl acetate	Water	20	1.00
Iodine	Ethanol	25	1.32	Ethylbenzene	Water	20	0.81
Iodobenzene	Ethanol	20	1.00	Ethylene glycol	Water	25	1.16
3-Methyl-1-butanol	Ethanol	20	0.81	Glucose	Water	25	0.67
Pyridine	Ethanol	20	1.10	Glycerol	Water	25	1.06
Tetrachloromethane	Ethanol	25	1.50	Glycine	Water	25	1.05
Water	Ethanol	25	1.24	Lactose	Water	15	0.38
Acetic acid	Ethyl acetate	20	2.18	Maltose	Water	15	0.38
Acetone	Ethyl acetate	20	3.18	Mannitol	Water	15	0.50
2-Butanone	Ethyl acetate	30	2.93	Methane	Water	25	1.49
Ethyl benzoate	Ethyl acetate	20	1.85	Methanol	Water	15	1.28
Nitrobenzene	Ethyl acetate	20	2.25	3-Methyl-1-butanol	Water	10	0.69
Water	Ethyl acetate	25	3.20	Methylcyclopentane	Water	20	0.85
Benzene	Heptane	25	3.91	Phenol	Water	20	0.89
Toluene	Heptane	25	3.72	1-Propanol	Water	15	0.87
Bromobenzene	Hexane	8	2.60	Propene	Water	25	1.44
2-Butanone	Hexane	30	3.74	Pyridine	Water	25	0.58
Dodecane	Hexane	25	2.73	Raffinose	Water	15	0.33
Iodine	Hexane	25	4.45	Sucrose	Water	25	0.52
Methane	Hexane	25	0.09	Toluene	Water	20	0.85
Propane	Hexane	25	4.87	Urea	Water	25	1.38
Tetrachloromethane	Hexane	25	3.70	Urethane	Water	15	0.80
Toluene	Hexane	25	4.21				

VAPOR PRESSURE OF SATURATED SALT SOLUTIONS

This table gives the vapor pressure of water above saturated solutions of some common salts at ambient temperatures. Data on pure water are given on the last line for comparison.

The references provide additional information on water activity, osmotic coefficient, and enthalpy of vaporization.

References

1. Apelblat, A., *J. Chem. Thermodynamics*, 24, 619, 1992.
2. Apelblat, A., *J. Chem. Thermodynamics*, 25, 63, 1993.
3. Apelblat, A., *J. Chem. Thermodynamics*, 25, 1513, 1993.
4. Apelblat, A. and Korin, E., *J. Chem. Thermodynamics*, 30, 59, 1998.

Salt	Vapor Pressure in kPa							
	10°C	15°C	20°C	25°C	30°C	35°C	40°C	Ref.
BaCl ₂	0.971	1.443	2.073	2.887	3.903	5.133	6.576	1
Ca(NO ₃) ₂	0.701	1.015	1.381	1.772	2.154	2.487		1
CuSO ₄	1.113	1.574	2.189	2.996	4.037	5.363		3
FeSO ₄	0.978	1.516	2.208	3.035	3.950	4.884		3
KBr	0.953	1.338	1.853	2.533	3.419	4.563		3
KIO ₃	1.100	1.564	2.177	2.970	3.979	5.236	6.778	4
K ₂ CO ₃	0.541	0.802	1.134	1.536	1.997	2.499	3.016	1
LiCl	0.128	0.193	0.279	0.384				2
Mg(NO ₃) ₂	0.726	0.999	1.339	1.749	2.231	2.782	3.397	1
MnCl ₂	0.697	1.064	1.515	2.020	2.535	3.002		3
NH ₄ Cl	0.971	1.328	1.836	2.481				2
NH ₄ NO ₃	0.853	1.152	1.524	1.972				2
(NH ₄) ₂ SO ₄	0.901	1.319	1.871	2.573	3.439	4.474		3
NaBr	0.722	1.004	1.376	1.858	2.475	3.255	4.229	4
NaCl	0.921	1.285	1.768	2.401	3.218	4.262	5.581	4
NaNO ₂	0.703	0.994	1.381	1.888	2.540	3.368	4.403	4
NaNO ₃	0.884	1.244	1.719	2.335	3.121	4.109	5.333	4
RbCl	0.862	1.215	1.684	2.298	3.088	4.089	5.343	4
ZnSO ₄	0.945	1.401	1.986	2.698	3.523	4.431	5.382	1
Water	1.228	1.706	2.339	3.169	4.246	5.627	7.381	

DIFFUSION OF GASES IN WATER

This table gives values of the diffusion coefficient, D , for diffusion of several common gases in water at various temperatures. For simple one-dimensional transport, the diffusion coefficient describes the time-rate of change of concentration, dc/dt , through the equation

$$dc/dt = D d^2c/dx^2$$

where x is, for example, the perpendicular distance from a gas-liquid interface. The values below have been selected from the references indicated; in some cases data have been refitted to permit interpolation in temperature.

Gas-liquid diffusion coefficients are difficult to measure, and large differences are found between values obtained by differ-

ent authors and through different experimental methods. See References 1 and 2 for a discussion of measurement techniques.

References

1. Jähne, B., Heinz, G., and Dietrich, W., *J. Geophys. Res.*, 92, 10767, 1987.
2. Himmelblau, D. M., *Chem. Rev.*, 64, 527, 1964.
3. Boerboom, A. J. H., and Kleyn, G., *J. Chem. Phys.*, 50, 1086, 1969.
4. O'Brien, R. N., and Hyslop, W. F., *Can. J. Chem.*, 55, 1415, 1977.
5. Maharajh, D. M., and Walkley, J., *Can. J. Chem.*, 51, 944, 1973.
6. *Landolt-Börnstein, Numerical Data and Functional Relationships in Science and Technology, Sixth Edition, II/5a, Transport Phenomena I (Viscosity and Diffusion)*, Springer-Verlag, Heidelberg, 1969.

	$D/10^{-5} \text{ cm}^2 \text{ s}^{-1}$						Ref.
	10°C	15°C	20°C	25°C	30°C	35°C	
Ar				2.5			3,4
CHCl ₂ F				1.80			5
CH ₂ Br				1.35			5
CH ₂ Cl				1.40			5
CH ₄	1.24	1.43	1.62	1.84	2.08	2.35	1
CO ₂	1.26	1.45	1.67	1.91	2.17	2.47	1
C ₂ H ₂	1.43	1.59	1.78	1.99	2.23		2
Cl ₂		1.13	1.5	1.89			2,6
HBr				3.15			6
HCl				3.07			6
H ₂	3.62	4.08	4.58	5.11	5.69	6.31	1
H ₂ S				1.36			2,6
He	5.67	6.18	6.71	7.28	7.87	8.48	1,3
Kr	1.20	1.39	1.60	1.84	2.11	2.40	1,3
NH ₃		1.3	1.5				2
NO ₂			1.23	1.4	1.59		2,6
N ₂				2.0			2
N ₂ O		1.62	2.11	2.57			2,6
Ne	2.93	3.27	3.64	4.03	4.45	4.89	1,3
O ₂		1.67	2.01	2.42			2,6
Rn	0.81	0.96	1.13	1.33	1.55	1.80	1
SO ₂			1.62	1.83	2.07	2.32	2
Xe	0.93	1.08	1.27	1.47	1.70	1.95	1,3

PROPERTIES OF ICE AND SUPERCOOLED WATER

The common form of ice at ambient temperature and pressure is hexagonal ice, designated as ice I_h (see phase diagram in Section 12). The data given here refer to that form. Data have been taken from the references indicated; values have been interpolated and smoothed in some cases. All properties are sensitive to the method of preparation of the sample, since air or other gases are sometimes occluded. For this reason there is often disagreement among values found in the literature.

Density values (except at 0°C) and the thermal expansion coefficient were calculated from the temperature variation in the crystal lattice constants of ice (see Ref. 1). The thermal expansion coefficient appears to become negative around -200°C, but there is considerable scatter in the data.

Density of ice I_h and supercooled water in g cm^{-3}

$t/^\circ\text{C}$	ρ (ice)	ρ (supercooled water)
0	0.9167	0.9998
-10	0.9187	0.9982
-20	0.9203	0.9935
-30	0.9216	0.9839
-40	0.9228	
-50	0.9240	
-60	0.9252	
-80	0.9274	
-100	0.9292	
-120	0.9305	
-140	0.9314	
-160	0.9331	
-180	0.9340	
Ref.	1	8

Phase transition properties:

$$\Delta_{\text{fus}}H(0^\circ\text{C}) = 333.6 \text{ J/g (Ref. 2)}$$

$$\Delta_{\text{sub}}H(0^\circ\text{C}) = 2838 \text{ J/g (Ref. 2)}$$

Other properties of ice I_h :

α_v : cubic thermal expansion coefficient, $\alpha_v = -(1/V)(\partial V/\partial t)_p$
 κ : adiabatic compressibility, $\kappa = -(1/V)(\partial V/\partial p)_s$
 ϵ : relative permittivity (dielectric constant)
 k : thermal conductivity
 c_p : specific heat capacity at constant pressure

$t/^\circ\text{C}$	$\alpha_v/10^{-6} \text{ }^\circ\text{C}^{-1}$	$\kappa/10^{-5} \text{ MPa}^{-1}$	ϵ	$k/\text{W cm}^{-1} \text{ }^\circ\text{C}^{-1}$	$c_p/\text{J g}^{-1} \text{ }^\circ\text{C}^{-1}$
0	159	13.0	91.6	0.0214	2.11
-10	155	12.8	94.4	0.023	2.03
-20	149	12.7	97.5	0.024	1.96
-30	143	12.5	99.7	0.025	1.88
-40	137	12.4	101.9	0.026	1.80
-50	130	12.2	106.9	0.028	1.72
-60	122	12.1	119.5	0.030	1.65
-80	105	11.9		0.033	1.50
-100	85	11.6		0.037	1.36
-120	77	11.4		0.042	1.23
-140	60	11.3		0.049	1.10
-160	45	11.2		0.057	0.97
-180	30	11.1		0.070	0.83
-200		11.0		0.087	0.67
-220		10.9		0.118	0.50
-240		10.9		0.20	0.29
-250		10.9		0.32	0.17
Ref.	1,2,3,5	1,5	6	7	1

References

- Eisenberg, D., and Kauzmann, W., *The Structure and Properties of Water*, Oxford University Press, Oxford, 1969.
- Landolt-Börnstein, *Numerical Data and Functional Relationships in Science and Technology, New Series*, V/1b, Springer-Verlag, Heidelberg, 1982.
- LaPlaca, S., and Post, B., *Acta Cryst.*, 13, 503, 1960. [Thermal expansion of lattice]
- Brill, R., and Tippe, A., *Acta Cryst.*, 23, 343, 1967. [Thermal expansion of lattice]
- Leadbetter, A. J., *Proc. Roy. Soc. A* 287, 403, 1965. [Compressibility and thermal expansion]
- Auty, R. P., and Cole, R. H., *J. Chem. Phys.*, 20, 1309, 1952. [Dielectric constant]
- Slack, G. A., *Phys. Rev. B*, 22, 3065, 1980. [Thermal conductivity]
- Hare, D. E., and Sorensen, C. M., *J. Chem. Phys.*, 87, 4840, 1987. [Supercooled water]
- Hobbs, P. V., *Ice Physics*, Clarendon Press, Oxford, 1974.

PROPERTIES OF LIQUID HELIUM

The following data were obtained by a critical evaluation of all existing experimental measurements on liquid helium, using a fitting procedure described in the reference. All values refer to liquid helium at saturated vapor pressure; temperatures are on the ITS-90 scale. Several properties show a singularity at the lambda point (2.1768 K).

p : vapor pressure

ρ : density

C_s : molar heat capacity

$\Delta_{\text{vap}}H$: molar enthalpy of vaporization

ϵ : relative permittivity (dielectric constant)

σ : surface tension

α : coefficient of linear expansion

η : viscosity

λ : thermal conductivity

Reference

Donnelly, R. J., and Barenghi, C. E., *J. Phys. Chem. Reference Data*, 27, 1217, 1998.

T/K	p/kPa	$\rho/\text{g cm}^{-3}$	$C_s/\text{J mol}^{-1}\text{K}^{-1}$	$\Delta_{\text{vap}}H/\text{J mol}^{-1}$	ϵ	$\sigma/\text{mN m}^{-1}$	$10^3\alpha/\text{K}^{-1}$	$\eta/\mu\text{Pa s}$	$\lambda/\text{W cm}^{-1}\text{K}^{-1}$
0.0		0.1451397	0	59.83	1.057255		0.000		
0.5		0.1451377	0.010	70.24	1.057254	0.3530	0.107		
1.0	0.01558	0.1451183	0.415	80.33	1.057246	0.3471	0.309	3.873	
1.5	0.4715	0.1451646	4.468	89.35	1.057265	0.3322	-2.36	1.346	
2.0	3.130	0.1456217	21.28	93.07	1.057449	0.3021	-12.2	1.468	
2.5	10.23	0.1448402	9.083	92.50	1.057135	0.2623	39.4	3.259	0.1497
3.0	24.05	0.1412269	9.944	94.11	1.055683	0.2161	61.5	3.517	0.1717
3.5	47.05	0.1360736	12.37	92.84	1.053615	0.1626	88.7	3.509	0.1868
4.0	81.62	0.1289745	15.96	87.00	1.050770	0.1095	129	3.319	0.1965
4.5	130.3	0.1188552	21.8	75.86	1.046725	0.0609	211		
5.0	196.0		44.7	47.67		0.0157			

SURFACE TENSION OF AQUEOUS MIXTURES

The composition dependence of the surface tension of binary mixtures of several compounds with water is given in this table. The data are tabulated as a function of the mass percent of the non-aqueous component. Data for methanol, ethanol, 1-propanol, and 2-propanol are taken from Reference 1, which also gives values at other temperatures.

References

1. Vazquez, G., Alvarez, E., and Navaza, J. M., *J. Chem. Eng. Data*, 40, 611, 1995.
2. *Landolt-Börnstein, Numerical Data and Functional Relationships in Science and Technology, New Series, IV/16, Surface Tension*, Springer-Verlag, Heidelberg, 1997.

Compound	<i>t</i> /°C	Surface Tension in mN/m for the Specified Mass %										
		0%	10%	20%	30%	40%	50%	60%	70%	80%	90%	100%
Acetic acid	30	71.2	51.4	43.3	41.2	38.2	37.4	36.1	33.5	31.5	30.2	26.3
Acetone	25	72.0	44.9	40.5	36.7	33.0	30.1	29.4	29.4	27.6	24.5	23.1
Acetonitrile	20	72.8	48.5	40.2	34.1	31.6	30.6	30.0	29.6	29.1	28.7	28.4
1,2-Butanediol	25	72.0	66.1	60.4	55.1	50.1	45.6	43.3	41.9	40.8	39.2	35.8
1,3-Butanediol	30	71.2	58.1	51.6	48.7	45.8	43.9	42.4	41.2	40.0	39.0	37.0
1,4-Butanediol	30	71.2	61.2	56.9	54.2	52.0	50.7	49.5	47.9	46.6	45.2	43.8
Butanoic acid	30	71.2	42.4	37.5	35.5	34.8	32.2	30.8	29.2	27.4	26.3	25.5
2-Butanone	20	72.8	41.6	32.2				25.2				24.6
γ-Butyrolactone	30	71.2	64	58	53	50	48	46	45	44	42.8	42.7
Chloroacetic acid	25	72.0	59.8	53.6	51.3	49.7	48.3	47.5	46.1			
Diethanolamine	25	72.0	66.8	63.2	60.7	58.8	57.2	55.7	54.3	52.7	50.6	47.2
<i>N,N</i> -Dimethylacetamide	25	72.0	72.0	72.0	72.4	73.5	74.9	75.4	73.0	65.7	54.7	36.4
<i>N,N</i> -Dimethylformamide	25	72.0	65.4	59.2	53.8	49.6	47.3	46.9	44.9	42.3	38.4	35.2
1,4-Dioxane	25	72.0					41.2	39.6	37.9	36.2	34.5	33.7
Ethanol	25	72.01	47.53	37.97	32.98	30.16	27.96	26.23	25.01	23.82	22.72	21.82
Ethylene glycol	20	72.8	68.5	64.9	61.9		57.0					48.2
Formic acid	20	72.8	66	60	55.7	52.2	50.3	48.8	47.1	44.7	40.9	38.0
Glycerol	25	72.0	70.5	69.5	68.5	67.9	67.4	66.9	66.5	65.7	64.5	62.5
Methanol	25	72.01	56.18	47.21	41.09	36.51	32.86	29.83	27.48	25.54	23.93	22.51
Morpholine	20	72.8	65.1	60.7	58.9	56.7	53.0	49.6	47.0	43.7	41.8	38.7
Nitric acid	20	72.8	71.9	70.7	68.9	66.6	63.8	60.6	56.8	52.6	47.9	42.6
Propanoic acid	30	71.2	46.6	42.2	37.7	35.6	33.1	31.7	30.2	28.2	27.4	25.8
1-Propanol	25	72.01	34.32	27.84	25.98	25.26	24.80	24.49	24.08	23.86	23.59	23.28
2-Propanol	25	72.01	40.42	30.57	26.82	25.27	24.26	23.51	22.68	22.14	21.69	21.22
1,2-Propylene glycol	30	71.2	60.5	54.9	50.7	47.2	44.5	41.5	38.6	37.6	36.3	35.5
1,3-Propylene glycol	30	71.2	62.6	58.8	55.7	53.8	52.8	51.7	50.8	49.6	48.2	47.0
Pyridine	25	72.0	52.8	51.2	48.0	46.8	46.6	45.8	45.0	43.6	40.9	37.0
Sulfolane	20	72.8					62.5	61.6	59.6	57.1	54.9	50.9
Sulfuric acid	50	67.9	73.5	75.1	73.6	71.2	68.0	64.1	60.0	56.4	53.6	51.7
Trichloroacetaldehyde	25	72.0	56.7	51.0	46.7	44.1	43.0	42.5	41.5	38.9	34.7	29.4
Trichloroacetic acid	25	72.0	55.8	46.5	42.8	41.6	40.6	39.4	38.3	37.4	36.5	

VISCOSITY OF CARBON DIOXIDE ALONG THE SATURATION LINE

The table below gives the viscosity of gas and liquid CO₂ along the liquid–vapor saturation line.

References

1. Feghhour, A., Wakeham, W. A., and Vesovic, V., *J. Phys. Chem. Ref. Data*, 27, 31, 1998.
2. Angus, S., et al., *International Tables for the Fluid State: Carbon Dioxide*, Pergamon Press, Oxford, 1976.

<i>T</i> /K	<i>P</i> /kPa	Gas $\eta/\mu\text{Pa s}$	Liquid $\eta/\mu\text{Pa s}$
205	227	10.33	
210	327	10.60	
215	465	10.87	
220	600	11.13	241.68
225	735	11.41	221.72
230	894	11.69	203.75
235	1075	11.98	187.48
240	1283	12.27	172.67
245	1519	12.58	159.13
250	1786	12.90	146.69
255	2085	13.24	135.20
260	2419	13.61	124.30
265	2790	14.02	114.63
270	3203	14.47	105.21
275	3658	14.99	96.44
280	4160	15.61	87.89
285	4712	16.37	79.64
290	5315	17.36	71.47
295	5984	18.79	63.01
300	6710	21.29	53.33
302	6997	23.52	48.30

PERMITTIVITY (DIELECTRIC CONSTANT) OF WATER AS A FUNCTION OF TEMPERATURE AND PRESSURE

The following table summarizes the relative permittivity (static dielectric constant) of liquid water and steam over a wide range of temperature and pressure. Values are given from slightly above the freezing point to 1000 K and at pressures from normal atmospheric to 1000 MPa (about 10000 atm). The values are generated from an equation that correlates the best experimental measurements from a large number of sources. The correlating equation and full details of the formulation may be found in Reference 1.

Temperatures are given on the ITS-90 scale. Liquid–vapor boundaries are indicated by horizontal lines.

Reference

Fernandez, D. P., Goodwin, A. R. H., Lemmon, E. W., Levelt Sengers, J. M. H., and Williams, R. C., *J. Phys. Chem. Ref. Data*, 26, 1125, 1997.

T/K	Pressure in MPa										
	0.1	1	2	5	10	20	50	100	200	500	1000
275	87.16	87.20	87.24	87.36	87.57	87.97	89.16	91.05	94.55	103.7	
280	85.19	85.23	85.27	85.39	85.59	85.98	87.14	88.98	92.38	101.3	
285	83.27	83.30	83.34	83.46	83.65	84.04	85.17	86.96	90.27	98.91	
290	81.39	81.42	81.46	81.57	81.76	82.14	83.24	84.99	88.22	96.64	
295	79.55	79.58	79.62	79.73	79.92	80.29	81.37	83.08	86.24	94.44	
300	77.75	77.78	77.82	77.93	78.11	78.48	79.54	81.22	84.31	92.31	
305	75.99	76.02	76.06	76.17	76.35	76.71	77.75	79.40	82.43	90.25	101.3
310	74.27	74.30	74.33	74.44	74.62	74.98	76.01	77.63	80.61	88.26	99.06
315	72.58	72.61	72.65	72.76	72.93	73.28	74.30	75.90	78.84	86.34	96.87
320	70.93	70.97	71.00	71.11	71.28	71.63	72.64	74.22	77.11	84.48	94.76
340	64.70	64.73	64.77	64.87	65.04	65.38	66.36	67.89	70.65	77.58	87.07
360	<u>59.00</u>	59.03	59.07	59.17	59.34	59.68	60.65	62.15	64.83	71.45	80.36
380	1.006	53.83	53.86	53.97	54.14	54.48	55.45	56.94	59.57	65.95	74.43
400	1.005	49.06	49.10	49.21	49.39	49.73	50.71	52.20	54.80	61.00	69.12
420	1.005	44.70	44.74	44.85	45.04	45.39	46.39	47.90	50.48	56.53	64.35
440	1.004	<u>40.70</u>	40.74	40.85	41.05	41.42	42.45	43.98	46.55	52.48	60.03
460	1.004	1.041	37.04	37.17	37.37	37.76	38.84	40.40	42.99	48.81	56.11
480	1.004	1.038	<u>33.61</u>	33.75	33.97	34.39	35.53	37.14	39.75	45.47	52.55
500	1.003	1.034	1.074	<u>30.55</u>	30.79	31.25	32.47	34.15	36.79	42.44	49.30
550	1.003	1.028	1.059	1.177	<u>23.53</u>	24.18	25.73	27.67	30.46	35.99	42.38
600	1.002	1.024	1.049	1.137	1.365	<u>17.50</u>	19.90	22.29	25.34	30.82	36.82
650	1.002	1.020	1.041	1.112	1.267	2.066	14.50	17.72	21.12	26.62	32.31
700	1.002	1.017	1.036	1.095	1.214	1.603	8.963	13.75	17.60	23.17	28.60
750	1.002	1.015	1.031	1.082	1.179	1.452	4.424	10.34	14.65	20.30	25.51
800	1.001	1.013	1.027	1.071	1.154	1.365	2.844	7.562	12.17	17.88	22.91
850	1.001	1.012	1.024	1.063	1.134	1.307	2.269	5.571	10.10	15.83	20.70
900	1.001	1.011	1.022	1.056	1.118	1.265	1.975	4.284	8.416	14.08	18.80
950	1.001	1.010	1.020	1.050	1.105	1.232	1.793	3.477	7.066	12.57	17.15
1000	1.001	1.009	1.018	1.046	1.095	1.206	1.668	2.956	6.003	11.27	15.72
1050	1.001	1.008	1.016	1.041	1.086	1.184	1.576	2.601	5.172	10.14	14.45
1100	1.001	1.007	1.015	1.038	1.078	1.167	1.505	2.347	4.523	9.160	13.34
1150	1.001	1.007	1.014	1.035	1.072	1.151	1.449	2.158	4.012	8.309	12.35
1200	1.001	1.006	1.013	1.032	1.066	1.139	1.403	2.011	3.606	7.569	11.47

VISCOSITY AND DENSITY OF AQUEOUS HYDROXIDE SOLUTIONS

The viscosity and density of aqueous hydroxide solutions at 25°C is tabulated here as a function of concentration. Viscosity is given in millipascal second, which is equal to the c.g.s. unit centipoise (cP). The last entry in each column refers to the saturated solution.

Reference

Sipos, P. M., Hefter, G., and May, P. M., *J. Chem. Eng. Data*, 45, 613, 2000.

Viscosity in mPa s

$c/\text{mol L}^{-1}$	LiOH	NaOH	KOH	CsOH	$(\text{CH}_3)_4\text{NOH}$
0.5	1.017	0.997	0.937	0.91	1.017
1.0	1.169	1.116	0.990	0.94	1.186
1.5	1.340	1.248	1.050	0.97	1.430
2.0	1.537	1.396	1.116	1.03	1.762
3.0	2.050	1.754	1.269	1.19	3.031
4.0	2.734	2.228	1.448	1.41	7.238
5.0		2.867	1.657	1.67	
6.0		3.727	1.902	1.98	
7.0		4.869	2.196	2.40	
8.0		6.351	2.554	3.09	
9.0		8.230	3.005	4.31	
10.0		10.554	3.581	6.46	
11.0		13.362	4.328		
12.0		16.677	5.303		
13.0		20.503	6.577		
14.0		24.826	8.235		
15.0		29.604			
16.0		34.767			
17.0		40.212			
18.0		45.800			
19.0		51.354			
Sat.	3.311	51.911	8.526		8.850

Density in g/cm^3

$c/\text{mol L}^{-1}$	LiOH	NaOH	KOH	CsOH	$(\text{CH}_3)_4\text{NOH}$
0.5	1.012	1.019	1.022	1.063	0.999
1.0	1.025	1.040	1.045	1.128	1.002
1.5	1.038	1.059	1.068	1.193	1.005
2.0	1.050	1.078	1.090	1.257	1.009
3.0	1.072	1.115	1.133	1.383	1.019
4.0	1.093	1.149	1.174	1.508	1.030
5.0		1.182	1.214	1.632	
6.0		1.213	1.253	1.755	
7.0		1.243	1.290	1.876	
8.0		1.271	1.326	1.997	
9.0		1.299	1.362	2.117	
10.0		1.325	1.396	2.236	
11.0		1.350	1.429	2.354	
12.0		1.374	1.462	2.471	
13.0		1.397	1.494	2.587	
14.0		1.419	1.524	2.703	
15.0		1.441			
16.0		1.461			
17.0		1.481			
18.0		1.499			
19.0		1.517			
Sat.	1.109	1.519	1.529	2.800	1.032

VAPOR PRESSURE OF MERCURY

The following table gives the vapor pressure of mercury in kilopascals (100 kPa = 1 bar) from 0°C to the critical temperature. The values through 800°C come from References 1 and 2. Those from 900°C through 1400°C are taken from Reference 3; they should only be considered approximations. The final set refers to the critical point.

<i>t</i> /°C	<i>p</i> /kPa	<i>t</i> /°C	<i>p</i> /kPa	<i>t</i> /°C	<i>p</i> /kPa	<i>t</i> /°C	<i>p</i> /kPa
0	2.728×10^{-5}	220	4.304	440	380.1	660	3953
10	7.101×10^{-5}	230	5.758	450	436.2	670	4285
20	1.729×10^{-4}	240	7.614	460	498.6	680	4636
30	3.680×10^{-4}	250	9.959	470	567.9	690	5009
40	8.626×10^{-4}	260	12.892	480	644.6	700	5403
50	1.786×10^{-3}	270	16.527	490	729.2	710	5820
60	3.536×10^{-3}	280	20.993	500	822.2	720	6259
70	6.724×10^{-3}	290	26.435	510	924.2	730	6722
80	0.01232	300	33.015	520	1035.8	740	7210
90	0.02128	310	40.910	530	1157.6	750	7722
100	0.03745	320	50.320	540	1290.1	760	8260
110	0.06247	330	61.460	550	1434.0	770	8825
120	0.1015	340	74.567	560	1589.9	780	9417
130	0.1608	350	89.896	570	1758.4	790	10037
140	0.2491	360	107.72	580	1940.3	800	10685
150	0.3778	370	128.34	590	2136	900	19300
160	0.5618	380	152.07	600	2346	1000	32000
170	0.8204	390	179.25	610	2572	1100	50000
180	1.178	400	210.24	620	2814	1200	73000
190	1.664	410	245.4	630	3072	1300	103000
200	2.315	420	285.2	640	3347	1400	139000
210	3.177	430	329.9	650	3641	1477	172000

References

1. Vukalovich, M. P., and Fokin, L. R., *Thermophysical Properties of Mercury*, Standards Press (USSR), 1972.
2. Vargaftik, N. B., Vinogradov, Y. K., and Yargin, V. S., *Handbook of Physical Properties of Liquids and Gases, Third Edition*, Begell House, New York, 1996.
3. Hensel, F., and Frank, E. U., *Rev. Mod. Phys.* 40, 697, 1968.

VISCOSITY OF LIQUID METALS

This table gives the viscosity of several liquid metals as a function of temperature. Experimental data from some of the references were smoothed to produce the table. Viscosity is given in millipascal second (mPa s), which equals the c.g.s. unit centipoise (cP).

References

1. Shpil'rain, E. E., Yakimovich, K. A., Fomin, V. A., Skovorodjko, S. N., and Mozgovoï, A. G., in *Handbook of Thermodynamic and Transport Properties of the Alkali Metals*, Ohse, R. H., Ed., Blackwell Scientific Publishers, Oxford, 1985. [Li, Na, K, Rb, Cs]
2. Rothwell, E., *J. Inst. Metals*, 90, 389, 1961. [Al]
3. Culpin, M. F., *Proc. Phys. Soc.*, 70, 1079, 1957. [Ca]
4. *Landolt-Börnstein, Numerical Data and Functional Relationships in Science and Technology, Sixth Edition*, II/5a, *Transport Phenomena I (Viscosity and Diffusion)*, Springer-Verlag, Heidelberg, 1961 [Co, Au, Mg, Ni, Ag]
5. Spells, K. E., *Proc. Phys. Soc.*, 48, 299, 1936. [Ga]
6. Walsdorfer, H., Arpshofen, I., and Predel, B., *Z. Met.*, 79, 503, 1988. [In]

<i>t</i> /°C	Viscosity in mPa s					
	Lithium	Sodium	Potassium	Rubidium	Cesium	Gallium
50				0.542	0.598	1.921
100		0.687	0.441	0.435	0.469	1.608
150		0.542	0.358	0.365	0.389	1.397
200	0.566	0.451	0.303	0.316	0.334	1.245
250	0.503	0.387	0.263	0.280	0.294	1.130
300	0.453	0.341	0.234	0.252	0.264	1.040
350	0.412	0.306	0.211	0.230	0.240	0.968
400	0.379	0.278	0.193	0.212	0.221	0.909
450	0.352	0.255	0.178	0.197	0.206	0.859
500	0.328	0.237	0.166	0.185	0.192	0.817
550	0.308	0.221	0.155	0.174	0.181	0.781
600	0.290	0.208	0.146	0.165	0.171	0.750
650	0.275	0.196	0.138	0.157	0.163	0.722
700	0.261	0.186	0.132	0.150	0.156	0.698
750	0.249	0.177	0.126	0.143	0.149	0.677
800	0.238	0.170	0.120	0.138	0.143	0.657
850	0.228	0.163	0.115	0.133	0.138	0.640
900	0.219	0.156	0.111	0.128	0.134	0.624
950	0.211	0.151	0.107	0.124	0.129	0.610
1000	0.204	0.146	0.104	0.120	0.125	0.597
1050	0.197	0.141	0.101	0.117	0.122	0.585
1100	0.191	0.137	0.098	0.114	0.119	0.574
1150	0.185	0.133	0.095	0.111	0.116	
1200	0.180	0.129	0.092	0.108	0.113	
1250	0.175	0.126	0.090	0.105	0.110	
1300	0.170	0.123	0.088	0.103	0.108	
1350	0.166	0.120	0.086	0.101	0.106	
1400	0.162	0.117	0.084	0.099	0.104	
1450	0.158	0.115	0.082	0.097	0.102	
1500	0.155	0.113	0.081	0.095	0.100	
1550	0.151	0.110	0.079	0.093	0.098	
1600	0.148	0.108	0.078	0.092	0.097	
1650	0.145	0.106	0.076	0.090	0.095	
1700	0.142	0.105	0.075		0.094	
1750	0.139	0.103	0.074		0.092	
1800	0.137	0.101			0.091	
1850	0.135	0.100			0.090	
1900	0.132	0.098			0.089	
1950	0.130	0.097			0.088	
2000	0.128	0.096			0.086	

<i>t</i> /°C	Viscosity in mPa s							
	Aluminum	Calcium	Cobalt	Gold	Indium	Magnesium	Nickel	Silver
250					1.35			
300					1.22			
350					1.12			
400					1.04			
450					0.98			
700	1.289					1.10		
750	1.200					0.96		
800	1.115					0.84		
850	1.028	1.107				0.74		
900		0.959				0.67		
1000								3.80
1050								3.56
1100				5.130				3.31
1150				4.874				3.06
1200				4.640				2.82
1250				4.429				2.61
1300				4.240				2.42
1350								2.28
1400								2.20
1450								2.19
1500			4.15				4.35	
1550			3.89				4.09	
1600			3.64				3.87	
1650			3.41				3.67	
1700			3.20				3.49	
1750			2.99				3.32	

PROPERTIES OF AMINO ACIDS

This table gives selected properties of some important amino acids and closely related compounds. The first part of the table lists the 20 "standard" amino acids that are the basic constituents of proteins. The second part includes other amino acids and related compounds of biochemical importance. Within each part of the table the compounds are listed by name in alphabetical order. Structures are given in the following table.

Symbol : Three-letter symbol for the standard amino acids

M_r : Molecular weight

t_m : Melting point

pK_a , pK_b , pK_c , pK_d : Negative of the logarithm of the acid dissociation constants for the COOH and NH₂ groups (and, in some cases, other groups) in the molecule (at 25°C)

pI: pH at the isoelectric point

S: Solubility in water in units of grams of compound per kilogram of water; a temperature of 25°C is understood unless otherwise stated in a superscript. When quantitative data are not available, the notations sl.s. (for slightly soluble), s. (for soluble), and v.s. (for very soluble) are used.

V_2^0 : Partial molar volume in aqueous solution at infinite dilution (at 25°C)

Data on the enthalpy of formation of many of these compounds are included in the table "Standard Thermodynamic Properties of

Chemical Substances" in Section 5 of this Handbook. Absorption spectra and optical rotation data can be found in Reference 3. Partial molar volume is taken from Reference 5; other thermodynamic properties, including solubility as a function of temperature, are given in References 3 and 5. Most of the pK values come from References 1, 6, and 7.

References

1. Dawson, R. M. C., Elliott, D. C., Elliott, W. H., and Jones, K. M., *Data for Biochemical Research*, Third Edition, Clarendon Press, Oxford, 1986.
2. O'Neil, Maryadele J., Ed., *The Merck Index, Thirteenth Edition*, Merck & Co., Rahway, NJ, 2001.
3. Sober, H. A., Ed., *CRC Handbook of Biochemistry. Selected Data for Molecular Biology*, CRC Press, Boca Raton, FL, 1968.
4. Voet, D., and Voet, J. G., *Biochemistry, Second Edition*, John Wiley & Sons, New York, 1995.
5. Hinz, H. J., Ed., *Thermodynamic Data for Biochemistry and Biotechnology*, Springer-Verlag, Heidelberg, 1986.
6. Fasman, G. D., Ed. *Practical Handbook of Biochemistry and Molecular Biology*, CRC Press, Boca Raton, FL, 1989.
7. Smith, R. M., and Martell, A. E., *NIST Standard Reference Database 46: Critically Selected Stability Constants of Metal Complexes Database, Version 3.0*, National Institute of Standards and Technology, Gaithersburg, MD, 1997.
8. Ramasami, P., *J. Chem. Eng. Data*, 47, 1164, 2002.

Symbol	Name	Mol. form	M_r	$t_m/^\circ\text{C}$	pK_a	pK_b	pK_c	pK_d	pI	S/g kg ⁻¹	$V_2^0/\text{cm}^3 \text{mol}^{-1}$
Ala	L-Alanine	C ₃ H ₇ NO ₂	89.09	297	2.33	9.71			6.00	166.9	60.54
Arg	L-Arginine	C ₆ H ₁₄ N ₄ O ₂	174.20	244	2.03	9.00	12.10		10.76	182.6	127.42
Asn	L-Asparagine	C ₄ H ₈ N ₂ O ₃	132.12	235	2.16	8.73			5.41	25.1	78.0
Asp	L-Aspartic acid	C ₄ H ₇ NO ₄	133.10	270	1.95	9.66	3.71		2.77	5.04	74.8
Cys	L-Cysteine	C ₃ H ₇ NO ₂ S	121.16	240	1.91	10.28	8.14		5.07	v.s.	73.45
Gln	L-Glutamine	C ₅ H ₁₀ N ₂ O ₃	146.14	185	2.18	9.00			5.65	42.5	
Glu	L-Glutamic acid	C ₅ H ₉ NO ₄	147.13	160	2.16	9.58	4.15		3.22	8.6	89.85
Gly	Glycine	C ₂ H ₅ NO ₂	75.07	290	2.34	9.58			5.97	250.2	43.26
His	L-Histidine	C ₆ H ₉ N ₃ O ₂	155.15	287	1.70	9.09	6.04		7.59	43.5	98.3
Ile	L-Isoleucine	C ₆ H ₁₃ NO ₂	131.17	284	2.26	9.60			6.02	34.2	105.80
Leu	L-Leucine	C ₆ H ₁₃ NO ₂	131.17	293	2.32	9.58			5.98	22.0	107.77
Lys	L-Lysine	C ₆ H ₁₄ N ₂ O ₂	146.19	224	2.15	9.16	10.67		9.74	5.8	108.5
Met	L-Methionine	C ₅ H ₁₁ NO ₂ S	149.21	281	2.16	9.08			5.74	56	105.57
Phe	L-Phenylalanine	C ₉ H ₁₁ NO ₂	165.19	283	2.18	9.09			5.48	27.9	121.5
Pro	L-Proline	C ₅ H ₉ NO ₂	115.13	221	1.95	10.47			6.30	1622	82.76
Ser	L-Serine	C ₃ H ₇ NO ₃	105.09	228	2.13	9.05			5.68	250	60.62
Thr	L-Threonine	C ₄ H ₉ NO ₃	119.12	256	2.20	8.96			5.60	98.1	76.90
Trp	L-Tryptophan	C ₁₁ H ₁₂ N ₂ O ₂	204.23	289	2.38	9.34			5.89	13.2	143.8
Tyr	L-Tyrosine	C ₉ H ₁₁ NO ₃	181.19	343	2.24	9.04	10.10		5.66	0.46	
Val	L-Valine	C ₅ H ₁₁ NO ₂	117.15	315	2.27	9.52			5.96	88	90.75

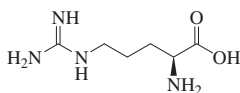
Name	Mol. form	M_r	$t_m/^\circ\text{C}$	pK_a	pK_b	pK_c	pK_d	pI	S/g kg ⁻¹	$V_2^0/\text{cm}^3 \text{mol}^{-1}$
N-Acetylglutamic acid	C ₇ H ₁₁ NO ₅	189.17	199						s.	
N6-Acetyl-L-lysine	C ₈ H ₁₆ N ₂ O ₃	188.22	265	2.12	9.51					
β-Alanine	C ₃ H ₇ NO ₂	89.09	200	3.51	10.08				723.6	58.28
2-Aminoadipic acid	C ₆ H ₁₁ NO ₄	161.16	207	2.14	4.21	9.77		3.18	2.2 ⁴⁰	
DL-2-Aminobutanoic acid	C ₄ H ₉ NO ₂	103.12	304	2.30	9.63			6.06	210	75.6
DL-3-Aminobutanoic acid	C ₄ H ₉ NO ₂	103.12	194.3	3.43	10.05			7.30	1250	76.3
4-Aminobutanoic acid	C ₄ H ₉ NO ₂	103.12	203	4.02	10.35				971	73.2
10-Aminodecanoic acid	C ₁₀ H ₂₁ NO ₂	187.28	188.5							167.3

Name	Mol. form	M_r	$t_m/^\circ\text{C}$	$\text{p}K_a$	$\text{p}K_b$	$\text{p}K_c$	$\text{p}K_d$	pI	S/g kg ⁻¹	$V_2^0/\text{cm}^3 \text{mol}^{-1}$
7-Aminoheptanoic acid	$\text{C}_7\text{H}_{15}\text{NO}_2$	145.20	195						v.s.	120.0
6-Aminohexanoic acid	$\text{C}_6\text{H}_{13}\text{NO}_2$	131.17	205					7.29	863	104.2
<i>L</i> -3-Amino-2-methylpropanoic acid	$\text{C}_4\text{H}_9\text{NO}_2$	103.12	185						s.	
2-Amino-2-methylpropanoic acid	$\text{C}_4\text{H}_9\text{NO}_2$	103.12	335	2.36	10.21			5.72	137	77.55
9-Aminononanoic acid	$\text{C}_9\text{H}_{19}\text{NO}_2$	173.26	191							151.3
8-Aminooctanoic acid	$\text{C}_8\text{H}_{17}\text{NO}_2$	159.23	192							136.1
5-Amino-4-oxopentanoic acid	$\text{C}_5\text{H}_9\text{NO}_3$	131.13	118	4.05	8.90					
5-Aminopentanoic acid	$\text{C}_5\text{H}_{11}\text{NO}_2$	117.15	157 dec						s.	87.6
<i>o</i> -Anthranilic acid	$\text{C}_7\text{H}_7\text{NO}_2$	137.14	146	2.05	4.95				3.5 ¹⁴	
Azaserine	$\text{C}_5\text{H}_7\text{N}_3\text{O}_4$	173.13	150		8.55				v.s.	
Canavanine	$\text{C}_5\text{H}_{12}\text{N}_4\text{O}_3$	176.17	172	2.50	6.60	9.25		7.93	v.s.	
<i>L</i> - γ -Carboxyglutamic acid	$\text{C}_6\text{H}_9\text{NO}_6$	191.14	167	1.70	9.90	4.75	3.20			
Carnosine	$\text{C}_9\text{H}_{14}\text{N}_4\text{O}_3$	226.23	260	2.51	9.35	6.76			322	
Citrulline	$\text{C}_6\text{H}_{13}\text{N}_3\text{O}_3$	175.19	222	2.32	9.30			5.92	s.	
Creatine	$\text{C}_4\text{H}_9\text{N}_3\text{O}_2$	131.13	303	2.63	14.30				16	
<i>L</i> -Cysteic acid	$\text{C}_3\text{H}_7\text{NO}_5\text{S}$	169.16	260	1.89	8.70	1.30			v.s.	
<i>L</i> -Cystine	$\text{C}_6\text{H}_{12}\text{N}_2\text{O}_5\text{S}_2$	240.30	260	1.50	8.80	2.05	8.03		0.11	
2,4-Diaminobutanoic acid	$\text{C}_4\text{H}_{10}\text{N}_2\text{O}_2$	118.13	118.1	1.85	8.24	10.44		9.27	s.	
3,5-Dibromo- <i>L</i> -tyrosine	$\text{C}_9\text{H}_9\text{Br}_2\text{NO}_3$	338.98	245						2.72	
3,5-Dichloro- <i>L</i> -tyrosine	$\text{C}_9\text{H}_9\text{Cl}_2\text{NO}_3$	250.08	247						1.97	
3,5-Diiodo- <i>L</i> -tyrosine	$\text{C}_9\text{H}_9\text{I}_2\text{NO}_3$	432.98	213	2.12	9.10	6.16			0.62	
Dopamine	$\text{C}_8\text{H}_{11}\text{NO}_2$	153.18			10.36	8.88			s.	
<i>L</i> -Ethionine	$\text{C}_6\text{H}_{13}\text{NO}_2\text{S}$	163.24	273	2.18	9.05	13.10				
<i>N</i> -Glycylglycine	$\text{C}_4\text{H}_8\text{N}_2\text{O}_3$	132.12	263	3.13	8.10				225	
Guanidinoacetic acid	$\text{C}_3\text{H}_7\text{N}_3\text{O}_2$	117.11	282	2.82					5	
Histamine	$\text{C}_5\text{H}_9\text{N}_3$	111.15	83		9.83	6.11			v.s.	
<i>L</i> -Homocysteine	$\text{C}_4\text{H}_9\text{NO}_2\text{S}$	135.19	232	2.15	8.57	10.38		5.55	s.	
Homocystine	$\text{C}_8\text{H}_{16}\text{N}_2\text{O}_4\text{S}_2$	268.35	264	1.59	9.44	2.54	8.52		0.2	
<i>L</i> -Homoserine	$\text{C}_4\text{H}_9\text{NO}_3$	119.12	203	2.27	9.28			6.17	1100	
3-Hydroxy- <i>DL</i> -glutamic acid	$\text{C}_5\text{H}_9\text{NO}_5$	163.13	209					3.28		
5-Hydroxylysine	$\text{C}_6\text{H}_{14}\text{N}_2\text{O}_3$	162.19		2.13	8.85	9.83		9.15		
<i>trans</i> -4-Hydroxy- <i>L</i> -proline	$\text{C}_5\text{H}_9\text{NO}_3$	131.13	274	1.82	9.47			5.74	361	84.49
<i>L</i> -3-Iodotyrosine	$\text{C}_9\text{H}_9\text{INO}_3$	307.08	205	2.20	9.10	8.70			sl.s.	
<i>L</i> -Kynurenine	$\text{C}_{10}\text{H}_{12}\text{N}_2\text{O}_3$	208.21	194						sl.s.	
<i>L</i> -Lanthionine	$\text{C}_6\text{H}_{12}\text{N}_2\text{O}_4\text{S}$	208.24	294						1.5	
Levodopa	$\text{C}_9\text{H}_{11}\text{NO}_4$	197.19	277	2.32	8.72	9.96	11.79		5 ²⁰	
<i>L</i> -1-Methylhistidine	$\text{C}_7\text{H}_{11}\text{N}_3\text{O}_2$	169.18	249	1.69	8.85	6.48			200	
<i>L</i> -Norleucine	$\text{C}_6\text{H}_{13}\text{NO}_2$	131.17	301	2.31	9.68			6.09	15	107.7
<i>L</i> -Norvaline	$\text{C}_5\text{H}_{11}\text{NO}_2$	117.15	307	2.31	9.65				107	91.8
<i>L</i> -Ornithine	$\text{C}_5\text{H}_{12}\text{N}_2\text{O}_2$	132.16	140	1.94	8.78	10.52		9.73	v.s.	
<i>O</i> -Phosphoserine	$\text{C}_3\text{H}_8\text{NO}_6\text{P}$	185.07	166	2.14	9.80	5.70				
<i>L</i> -Pyroglutamic acid	$\text{C}_5\text{H}_7\text{NO}_3$	129.12	162	3.32						
Sarcosine	$\text{C}_3\text{H}_7\text{NO}_2$	89.09	212	2.18	9.97				428	
Taurine	$\text{C}_2\text{H}_7\text{NO}_3\text{S}$	125.15	328	-0.3	9.06				105	
<i>L</i> -Thyroxine	$\text{C}_{15}\text{H}_{11}\text{I}_4\text{NO}_4$	776.87	235	2.20	10.01	6.45			sl.s.	

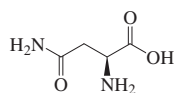
STRUCTURES OF COMMON AMINO ACIDS



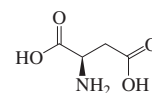
L-Alanine (Ala)



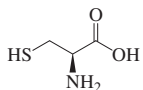
L-Arginine (Arg)



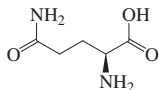
L-Asparagine (Asn)



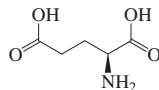
L-Aspartic acid (Asp)



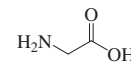
L-Cysteine (Cys)



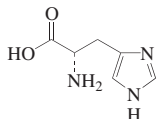
L-Glutamine (Gln)



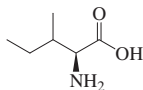
L-Glutamic acid (Glu)



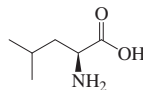
Glycine (Gly)



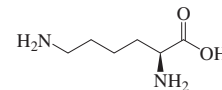
L-Histidine (His)



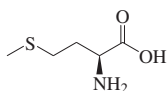
L-Isoleucine (Ile)



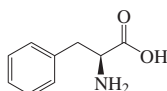
L-Leucine (Leu)



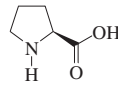
L-Lysine (Lys)



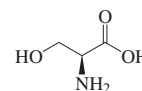
L-Methionine (Met)



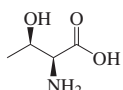
L-Phenylalanine (Phe)



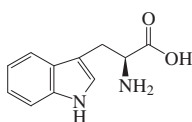
L-Proline (Pro)



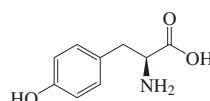
L-Serine (Ser)



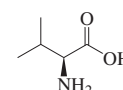
L-Threonine (Thr)



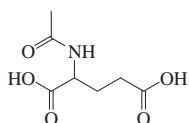
L-Tryptophan (Trp)



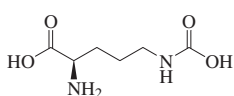
L-Tyrosine (Tyr)



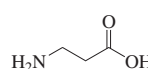
L-Valine (Val)



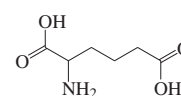
N-Acetylglutamic acid



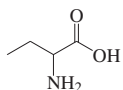
*N*₆-Acetyl-*L*-lysine



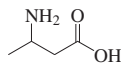
β -Alanine



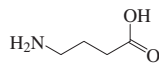
2-Amino adipic acid



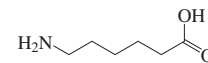
DL-2-Aminobutanoic acid



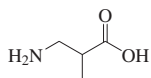
DL-3-Aminobutanoic acid



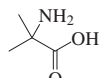
4-Aminobutanoic acid



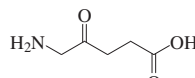
6-Aminohexanoic acid



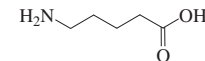
L-3-Amino-2-methylpropanoic acid



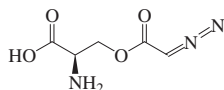
2-Amino-2-methylpropanoic acid



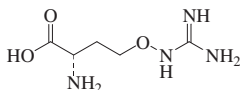
5-Amino-4-oxopentanoic acid



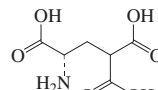
5-Aminopentanoic acid



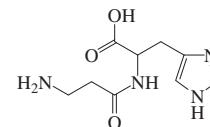
Azaserine



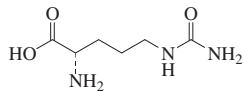
Canavanine



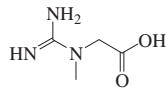
L- γ -Carboxyglutamic acid



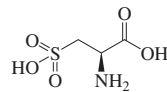
Carnosine



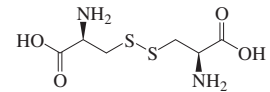
Citrulline



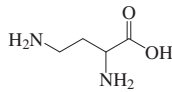
Creatine



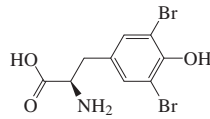
L-Cysteic acid



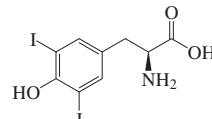
L-Cystine



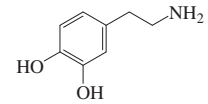
2,4-Diaminobutanoic acid



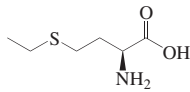
3,5-Dibromo-L-tyrosine



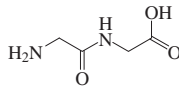
3,5-Diiodo-L-tyrosine



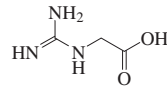
Dopamine



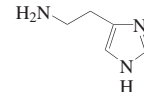
L-Ethionine



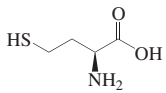
N-Glycylglycine



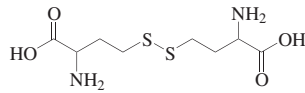
Guanidinoacetic acid



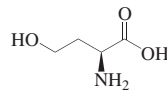
Histamine



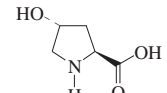
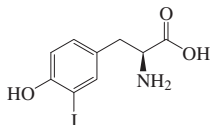
L-Homocysteine



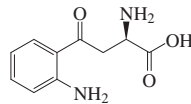
Homocystine



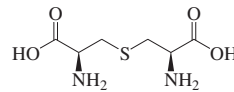
L-Homoserine

*trans*-4-Hydroxy-L-proline

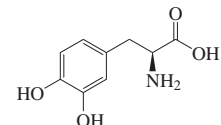
L-3-Iodotyrosine



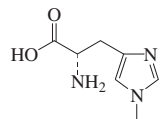
L-Kynurenine



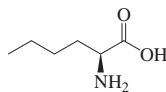
L-Lanthionine



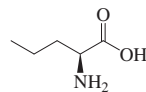
Levodopa



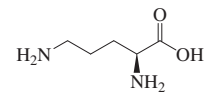
L-1-Methylhistidine



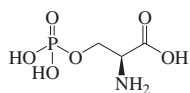
L-Norleucine



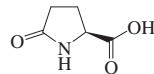
L-Norvaline



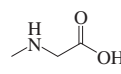
L-Ornithine



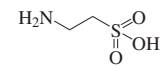
O-Phosphoserine



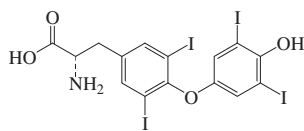
L-Pyroglutamic acid



Sarcosine



Taurine

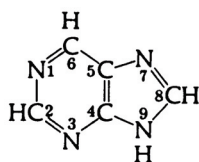


L-Thyroxine

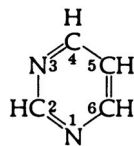
PROPERTIES OF PURINE AND PYRIMIDINE BASES

This table lists some of the important purine and pyrimidine bases that occur in nucleic acids. The pK_a values (negative logarithm of the acid dissociation constant) are given for each ioniza-

tion stage. The last column gives the aqueous solubility S at the indicated temperature in units of grams per 100 grams of solution. The numbering system in the rings is:



Purine



Pyrimidine

References

1. Dawson, R. M. C., et al., *Data for Biochemical Research*, 3rd ed., Clarendon Press, Oxford, 1986.
2. O'Neil, M. J., Ed., *The Merck Index*, 13th ed., Merck and Co., Rahway, NJ, 2001.

Common name	Systematic name	Mol. form.	Mol. wt.	pK_a values			S /mass % (temp.)
Pyrimidines							
Cytosine	4-Amino-2-hydroxypyrimidine	$C_4H_5N_3O$	111.10	4.60	12.16		0.73 (25°C)
5-Methylcytosine	4-Amino-2-hydroxy-5-methylpyrimidine	$C_5H_7N_3O$	125.13	4.6	12.4		0.45 (25°C)
5-Hydroxymethylcytosine	4-Amino-2-hydroxy-5-hydroxymethylpyrimidine	$C_5H_7N_3O_2$	141.13	4.3	13		
Uracil	2,4-Dihydroxypyrimidine	$C_4H_4N_2O_2$	112.09	0.5	9.5	>13	0.27 (25°C)
Thymine	5-Methyluracil	$C_5H_6N_2O_2$	126.11	9.94	>13		0.35 (25°C)
Orotic acid	Uracil-6-carboxylic acid	$C_5H_4N_2O_4$	156.10	2.4	9.5	>13	0.18 (18°C)
Purines							
Adenine	6-Aminopurine	$C_5H_5N_5$	135.14	<1	4.3	9.83	0.104 (25°C)
Guanine	2-Amino-6-hydroxypurine	$C_5H_5N_5O$	151.13	3.3	9.2	12.3	0.0068 (40°C)
7-Methylguanine	7-Methyl-2-amino-6-hydroxypurine	$C_6H_7N_5O$	165.16	3.5	9.9		
Isoguanine	6-Amino-2-hydroxypurine	$C_5H_5N_5O$	151.13	4.5	9.0		0.006 (25°C)
Xanthine	2,6-Dioxypurine	$C_5H_4N_4O_2$	152.11	0.8	7.4	11.1	0.05 (20°C)
Hypoxanthine	6-Hydroxypurine	$C_5H_4N_4O$	136.11	2.0	8.9	12.1	0.07 (19°C)
Uric acid	2,6,8-Trihydroxypurine	$C_5H_4N_4O_3$	168.11	5.4	11.3		0.002 (20°C)

THE GENETIC CODE

This table gives the correspondence between a messenger RNA codon and the amino acid which it specifies. The symbols for bases in the codon are:

U: uracil
 C: cytosine
 A: adenine
 G: guanine

The amino acid symbols are given in the table entitled "Structures of Common Amino Acids". A chain-initiating codon is indicated by **init** and a chain-terminating codon by **term**.

Example: UCA codes for **Ser**, UAC codes for **Tyr**, etc.

First position	Second position				Third position
	U	C	A	G	
U	Phe	Ser	Tyr	Cys	U
	Phe	Ser	Tyr	Cys	C
	Leu	Ser	term	term	A
	Leu	Ser	term	Trp	G
C	Leu	Pro	His	Arg	U
	Leu	Pro	His	Arg	C
	Leu	Pro	Gln	Arg	A
	Leu	Pro	Gln	Arg	G
A	Ile	Thr	Asn	Ser	U
	Ile	Thr	Asn	Ser	C
	Ile	Thr	Lys	Arg	A
	Met (init)	Thr	Lys	Arg	G
G	Val	Ala	Asp	Gly	U
	Val	Ala	Asp	Gly	C
	Val	Ala	Glu	Gly	A
	Val (init)	Ala	Glu	Gly	G

PROPERTIES OF FATTY ACIDS

This table gives the systematic names and selected properties of some of the more important fatty acids of five or more carbon atoms. Compounds are listed first by degree of saturation and, secondly, by number of carbon atoms. The following data are included:

M_r : Molecular weight

S: Aqueous solubility at 20°C in units of grams of solute per 100 grams of water

t_m : Melting point in °C

References

1. Dawson, R. M. C., Elliott, D. C., Elliott, W. H., and Jones, K. M., *Data for Biochemical Research*, 3rd ed., Clarendon Press, Oxford, 1986.
2. Fasman, G. D., Ed., *Practical Handbook of Biochemistry and Molecular Biology*, CRC Press, Boca Raton, FL, 1989.

Common name	Systematic name	Mol. form.	M_r	$t_m/^\circ\text{C}$	S
Saturated					
Valeric acid	Pentanoic acid	$\text{C}_5\text{H}_{10}\text{O}_2$	102.13	-33.6	2.5
Isovaleric acid	3-Methylbutanoic acid	$\text{C}_5\text{H}_{10}\text{O}_2$	102.13	-29.3	4.3
Caproic acid	Hexanoic acid	$\text{C}_6\text{H}_{12}\text{O}_2$	116.16	-3	0.967
Enanthic acid	Heptanoic acid	$\text{C}_7\text{H}_{14}\text{O}_2$	130.19	-7.17	0.24
Caprylic acid	Octanoic acid	$\text{C}_8\text{H}_{16}\text{O}_2$	144.21	16.5	0.080
Pelargonic acid	Nonanoic acid	$\text{C}_9\text{H}_{18}\text{O}_2$	158.24	12.4	0.0284
Capric acid	Decanoic acid	$\text{C}_{10}\text{H}_{20}\text{O}_2$	172.27	31.4	0.015
Lauric acid	Dodecanoic acid	$\text{C}_{12}\text{H}_{24}\text{O}_2$	200.32	43.8	0.0055
Tridecylic acid	Tridecanoic acid	$\text{C}_{13}\text{H}_{26}\text{O}_2$	214.35	41.5	0.0033
Myristic acid	Tetradecanoic acid	$\text{C}_{14}\text{H}_{28}\text{O}_2$	228.38	54.2	0.0020
Pentadecylic acid	Pentadecanoic acid	$\text{C}_{15}\text{H}_{30}\text{O}_2$	242.40	52.3	0.0012
Palmitic acid	Hexadecanoic acid	$\text{C}_{16}\text{H}_{32}\text{O}_2$	256.43	62.5	0.00072
Margaric acid	Heptadecanoic acid	$\text{C}_{17}\text{H}_{34}\text{O}_2$	270.46	61.3	0.00042
Stearic acid	Octadecanoic acid	$\text{C}_{18}\text{H}_{36}\text{O}_2$	284.48	69.3	0.00029
Arachidic acid	Eicosanoic acid	$\text{C}_{20}\text{H}_{40}\text{O}_2$	312.54	76.5	
Phytanic acid	3,7,11,15-Tetramethylhexadecanoic acid	$\text{C}_{20}\text{H}_{40}\text{O}_2$	312.54	-65	
Behenic acid	Docosanoic acid	$\text{C}_{22}\text{H}_{44}\text{O}_2$	340.59	81.5	
Lignoceric acid	Tetracosanoic acid	$\text{C}_{24}\text{H}_{48}\text{O}_2$	368.64	87.5	
Cerotic acid	Hexacosanoic acid	$\text{C}_{26}\text{H}_{52}\text{O}_2$	396.70	88.5	
Montanic acid	Octacosanoic acid	$\text{C}_{28}\text{H}_{56}\text{O}_2$	424.75	90.9	
Monounsaturated					
Caproic acid	9-Decenoic acid	$\text{C}_{10}\text{H}_{18}\text{O}_2$	170.25	26.5	
Palmitoleic acid	<i>cis</i> -9-Hexadecenoic acid	$\text{C}_{16}\text{H}_{30}\text{O}_2$	254.41	0.5	
Oleic acid	<i>cis</i> -9-Octadecenoic acid	$\text{C}_{18}\text{H}_{34}\text{O}_2$	282.47	13.4	
Elaidic acid	<i>trans</i> -9-Octadecenoic acid	$\text{C}_{18}\text{H}_{34}\text{O}_2$	282.47	45	
Vaccenic acid	<i>trans</i> -11-Octadecenoic acid	$\text{C}_{18}\text{H}_{34}\text{O}_2$	282.47	44	
Erucic acid	<i>cis</i> -13-Docosenoic acid	$\text{C}_{22}\text{H}_{42}\text{O}_2$	338.57	34.7	
Brassicic acid	<i>trans</i> -13-Docosenoic acid	$\text{C}_{22}\text{H}_{42}\text{O}_2$	338.57	61.9	
Nervonic acid	<i>cis</i> -15-Tetracosenoic acid	$\text{C}_{24}\text{H}_{46}\text{O}_2$	366.63	43	
Diunsaturated					
Linoleic acid	<i>cis,cis</i> -9,12-Octadecadienoic acid	$\text{C}_{18}\text{H}_{32}\text{O}_2$	280.45	-7	
Triunsaturated					
<i>cis</i> -Eleostearic acid	<i>trans,cis,trans</i> -9,11,13-Octadecatrienoic acid	$\text{C}_{18}\text{H}_{30}\text{O}_2$	278.44	49	
<i>trans</i> -Eleostearic acid	<i>trans,trans,trans</i> -9,11,13-Octadecatrienoic acid	$\text{C}_{18}\text{H}_{30}\text{O}_2$	278.44	71.5	
Linolenic acid	<i>cis,cis,cis</i> -9,12,15-Octadecatrienoic acid	$\text{C}_{18}\text{H}_{30}\text{O}_2$	278.44	-11	
Tetraunsaturated					
Arachidonic acid	5,8,11,14-Eicosatetraenoic acid, (all- <i>trans</i>)	$\text{C}_{20}\text{H}_{32}\text{O}_2$	304.47	-49.5	

CARBOHYDRATE NAMES AND SYMBOLS

The following table lists the systematic names and symbols for selected carbohydrates and some of their derivatives. The symbols for monosaccharide residues and derivatives are recommended by IUPAC for use in describing the structures of oligosaccharide chains. A more complete list can be found in the reference.

Reference

McNaught, A. D., *Pure Appl. Chem.*, 68, 1919-2008, 1996.

Common name	Symbol	Systematic name
Abequose	Abe	3,6-Dideoxy-D-xylo-hexose
N-Acetyl-2-deoxyneur-2-enaminic acid	Neu2en5Ac	
N-Acetylgalactosamine	GalNAc	
N-Acetylglucosamine	GlcNAc	
N-Acetylneuraminic acid	Neu5Ac	
Allose	All	<i>allo</i> -Hexose
Altrose	Alt	<i>altro</i> -Hexose
Apiose	Api	3-C-(Hydroxymethyl)-glycero-tetrose
Arabinitol	Ara-ol	Arabinitol
Arabinose	Ara	<i>arabino</i> -Pentose
Arcanose		2,6-Dideoxy-3-C-methyl-3-O-methyl-xylo-hexose
Ascarylose		3,6-Dideoxy-L- <i>arabino</i> -hexose
Boivinose		2,6-Dideoxy-D-gulose
Chalcase		4,6-Dideoxy-3-O-methyl-D-xylo-hexose
Cladinose		2,6-Dideoxy-3-C-methyl-3-O-methyl-L- <i>ribo</i> -hexose
Colitose		3,6-Dideoxy-L-xylo-hexose
Cymarose		6-Deoxy-3-O-methyl- <i>ribo</i> -hexose
3-Deoxy-D-manno-oct-2-ulosonic acid	Kdo	
2-Deoxyribose	dRib	2-Deoxy- <i>erythro</i> -pentose
2,3-Diamino-2,3-dideoxy-D-glucose	GlcN3N	
Diginose		2,6-Dideoxy-3-O-methyl- <i>lyxo</i> -hexose
Digitalose		6-Deoxy-3-O-methyl-D-galactose
Digitoxose		2,6-Dideoxy-D- <i>ribo</i> -hexose
3,4-Di-O-methylramnose	Rha3,4Me ₂	
Ethyl glucopyranuronate	Glc _p A6Et	
Evalose		6-Deoxy-3-C-methyl-D-mannose
Fructose	Fru	<i>arabino</i> -Hex-2-ulose
Fucitol	Fuc-ol	6-Deoxy-D-galactitol
Fucose	Fuc	6-Deoxygalactose
β-D-Galactopyranose 4-sulfate	β-D-Galp4S	
Galactosamine	GalN	2-Amino-2-deoxygalactose
Galactose	Gal	<i>galacto</i> -Hexose
Glucitol	Glc-ol	
Glucosamine	GlcN	2-Amino-2-deoxyglucose
Glucose	Glc	<i>gluco</i> -Hexose
Glucuronic acid	GlcA	
N-Glycoloylneuraminic acid	Neu5Gc	
Gulose	Gul	<i>gulo</i> -Hexose
Hamamelose		2-C-(Hydroxymethyl)-D-ribose
Idose	Ido	<i>ido</i> -Hexose
Iduronic acid	IdoA	
Lactose	Lac	β-D-Galactopyranosyl-(1→4)-D-glucose
Lyxose	Lyx	<i>lyxo</i> -Pentose
Maltose		α-D-Glucopyranosyl-(1→4)-D-glucose
Mannose	Man	<i>manno</i> -Hexose
2-C-Methylxylose	Xyl2CMe	
Muramic acid	Mur	2-Amino-3-O-[(R)-1-carboxyethyl]-2-deoxy-D-glucose
Mycarose		2,6-Dideoxy-3-C-methyl-L- <i>ribo</i> -hexose
Mycinose		6-Deoxy-2,3-di-O-methyl-D-allose

Common name	Symbol	Systematic name
Neuraminic acid	Neu	5-Amino-3,5-dideoxy-D-glycero-D-galacto-non-2-ulosonic acid
Panose		α -D-Glucopyranosyl-(1 \rightarrow 6)- α -D-glucopyranosyl-(1 \rightarrow 4)-D-glucose
Paratose		3,6-Dideoxy-D-ribo-hexose
Primeverose		β -D-Xylopyranosyl-(1 \rightarrow 6)-D-glucose
Psicose	Psi	ribo-Hex-2-ulose
Quinovose	Qui	6-Deoxyglucose
Raffinose		β -D-Fructofuranosyl- α -D-galactopyranosyl-(1 \rightarrow 6)- α -D-glucopyranoside
Rhamnose	Rha	6-Deoxymannose
Rhodinose		2,3,6-Trideoxy-L-threo-hexose
Ribose	Rib	ribo-Pentose
Ribose 5-phosphate	Rib5P	
Ribulose	Ribulo (Rul)	erythro-Pent-2-ulose
Rutinose		α -L-Rhamnopyranosyl-(1 \rightarrow 6)-D-glucose
Sarmentose		2,6-Dideoxy-3-O-methyl-D-xylo-hexose
Sedoheptulose		D-altro-Hept-2-ulose
Sorbose	Sor	xylo-Hex-2-ulose
Streptose		5-Deoxy-3-C-formyl-L-lyxose
Sucrose		β -D-Fructofuranosyl- α -D-glucopyranoside
Tagatose	Tag	lyxo-Hex-2-ulose
Talose	Tal	talo-Hexose
Turanose		α -D-Glucopyranosyl-(1 \rightarrow 3)-D-fructose
Tyvelose	Tyv	3,6-Dideoxy-D-arabino-hexose
Xylose	Xyl	xylo-Pentose
Xylulose	Xylulo (Xul)	threo-Pent-2-ulose

BIOLOGICAL BUFFERS

This table of frequently used buffers gives the pK_a value at 25°C and the useful pH range of each buffer. The buffers are listed in order of increasing pH. The table is reprinted with permission of Sigma Chemical Company, St. Louis, Mo.

Acronym	Name	Mol. wt.	pK_a	Useful pH range
MES	2-(<i>N</i> -Morpholino)ethanesulfonic acid	195.2	6.1	5.5–6.7
BIS TRIS	Bis(2-hydroxyethyl)iminotris(hydroxymethyl)methane	209.2	6.5	5.8–7.2
ADA	<i>N</i> -(2-Acetamido)-2-iminodiacetic acid	190.2	6.6	6.0–7.2
ACES	2-[(2-Amino-2-oxoethyl)amino]ethanesulfonic acid	182.2	6.8	6.1–7.5
PIPES	Piperazine- <i>N,N'</i> -bis(2-ethanesulfonic acid)	302.4	6.8	6.1–7.5
MOPSO	3-(<i>N</i> -Morpholino)-2-hydroxypropanesulfonic acid	225.3	6.9	6.2–7.6
BIS TRISPROPANE	1,3-Bis[tris(hydroxymethyl)methylamino]propane	282.3	6.8 ^a	6.3–9.5
BES	<i>N,N</i> -Bis(2-hydroxyethyl)-2-aminoethanesulfonic acid	213.2	7.1	6.4–7.8
MOPS	3-(<i>N</i> -Morpholino)propanesulfonic acid	209.3	7.2	6.5–7.9
HEPES	<i>N</i> -(2-Hydroxyethyl)piperazine- <i>N'</i> -(2-ethanesulfonic acid)	238.3	7.5	6.8–8.2
TES	<i>N</i> -Tris(hydroxymethyl)methyl-2-aminoethanesulfonic acid	229.2	7.5	6.8–8.2
DIPSO	3-[<i>N,N</i> -Bis(2-hydroxyethyl)amino]-2-hydroxypropanesulfonic acid	243.3	7.6	7.0–8.2
TAPSO	3-[<i>N</i> -Tris(hydroxymethyl)methylamino]-2-hydroxypropanesulfonic acid	259.3	7.6	7.0–8.2
TRIZMA	Tris(hydroxymethyl)aminomethane	121.1	8.1	7.0–9.1
HEPPSO	<i>N</i> -(2-hydroxyethyl)piperazine- <i>N'</i> -(2-hydroxypropanesulfonic acid)	268.3	7.8	7.1–8.5
POPSO	Piperazine- <i>N,N'</i> -bis(2-hydroxypropanesulfonic acid)	362.4	7.8	7.2–8.5
EPPS	<i>N</i> -(2-Hydroxyethyl)piperazine- <i>N'</i> -(3-propanesulfonic acid)	252.3	8.0	7.3–8.7
TEA	Triethanolamine	149.2	7.8	7.3–8.3
TRICINE	<i>N</i> -Tris(hydroxymethyl)methylglycine	179.2	8.1	7.4–8.8
BICINE	<i>N,N</i> -Bis(2-hydroxyethyl)glycine	163.2	8.3	7.6–9.0
TAPS	<i>N</i> -Tris(hydroxymethyl)methyl-3-aminopropanesulfonic acid	243.3	8.4	7.7–9.1
AMPSO	3-[(1,1-Dimethyl-2-hydroxyethyl)amino]-2-hydroxypropanesulfonic acid	227.3	9.0	8.3–9.7
CHES	2-(<i>N</i> -Cyclohexylamino)ethanesulfonic acid	207.3	9.3	8.6–10.0
CAPSO	3-(Cyclohexylamino)-2-hydroxy-1-propanesulfonic acid	237.3	9.6	8.9–10.3
AMP	2-Amino-2-methyl-1-propanol	89.1	9.7	9.0–10.5
CAPS	3-(Cyclohexylamino)-1-propanesulfonic acid	221.3	10.4	9.7–11.1

^a $pK_a = 9.0$ for the second dissociation stage.

TYPICAL pH VALUES OF BIOLOGICAL MATERIALS AND FOODS

This table gives typical pH ranges for various biological fluids and common foods. All values refer to 25°C.

Biological Materials			
Blood, human	7.35–7.45	Hominy (lye)	6.8–8.0
Blood, dog	6.9–7.2	Jams, fruit	3.5–4.0
Spinal fluid, human	7.3–7.5	Jellies, fruit	2.8–3.4
Saliva, human	6.5–7.5	Lemons	2.2–2.4
Gastric contents, human	1.0–3.0	Limes	1.8–2.0
Duodenal contents, human	4.8–8.2	Maple syrup	6.5–7.0
Feces, human	4.6–8.4	Milk, cows	6.3–6.6
Urine, human	4.8–8.4	Olives	3.6–3.8
Milk, human	6.6–7.6	Oranges	3.0–4.0
Bile, human	6.8–7.0	Oysters	6.1–6.6
		Peaches	3.4–3.6
Foods		Pears	3.6–4.0
Apples	2.9–3.3	Peas	5.8–6.4
Apricots	3.6–4.0	Pickles, dill	3.2–3.6
Asparagus	5.4–5.8	Pickles, sour	3.0–3.4
Bananas	4.5–4.7	Pimento	4.6–5.2
Beans	5.0–6.0	Plums	2.8–3.0
Beers	4.0–5.0	Potatoes	5.6–6.0
Beets	4.9–5.5	Pumpkin	4.8–5.2
Blackberries	3.2–3.6	Raspberries	3.2–3.6
Bread, white	5.0–6.0	Rhubarb	3.1–3.2
Butter	6.1–6.4	Salmon	6.1–6.3
Cabbage	5.2–5.4	Sauerkraut	3.4–3.6
Carrots	4.9–5.3	Shrimp	6.8–7.0
Cheese	4.8–6.4	Soft drinks	2.0–4.0
Cherries	3.2–4.0	Spinach	5.1–5.7
Cider	2.9–3.3	Squash	5.0–5.4
Corn	6.0–6.5	Strawberries	3.0–3.5
Crackers	6.5–8.5	Sweet potatoes	5.3–5.6
Dates	6.2–6.4	Tomatoes	4.0–4.4
Eggs, fresh white	7.6–8.0	Tuna	5.9–6.1
Flour, wheat	5.5–6.5	Turnips	5.2–5.6
Gooseberries	2.8–3.0	Vinegar	2.4–3.4
Grapefruit	3.0–3.3	Water, drinking	6.5–8.0
Grapes	3.5–4.5	Wines	2.8–3.8

CHEMICAL COMPOSITION OF THE HUMAN BODY

The elemental composition of the “standard man” of mass 70 kg is given below.

References

1. Padikal, T. N., and Fivozinsky, S. P., *Medical Physics Data Book, National Bureau of Standards Handbook 138*, U. S. Government Printing Office, Washington, DC, 1981.
2. Snyder, W. S., et al., *Reference Man: Anatomical, Physiological, and Metabolic Characteristics*, Pergamon, New York, 1975.

Element	Amount (g)	Percent of total body mass
Oxygen	43,000	61
Carbon	16,000	23
Hydrogen	7000	10
Nitrogen	1800	2.6
Calcium	1000	1.4
Phosphorus	780	1.1
Sulfur	140	0.20
Potassium	140	0.20
Sodium	100	0.14
Chlorine	95	0.12
Magnesium	19	0.027
Silicon	18	0.026
Iron	4.2	0.006
Fluorine	2.6	0.0037
Zinc	2.3	0.0033
Rubidium	0.32	0.00046
Strontium	0.32	0.00046
Bromine	0.20	0.00029
Lead	0.12	0.00017
Copper	0.072	0.00010
Aluminum	0.061	0.00009
Cadmium	0.050	0.00007
Boron	<0.048	0.00007
Barium	0.022	0.00003
Tin	<0.017	0.00002
Manganese	0.012	0.00002
Iodine	0.013	0.00002
Nickel	0.010	0.00001
Gold	<0.010	0.00001
Molybdenum	<0.0093	0.00001
Chromium	<0.0018	0.000003
Cesium	0.0015	0.000002
Cobalt	0.0015	0.000002
Uranium	0.00009	0.0000001
Beryllium	0.000036	
Radium	$3.1 \cdot 10^{-11}$	

STANDARD TRANSFORMED GIBBS ENERGIES OF FORMATION FOR BIOCHEMICAL REACTANTS

Robert N. Goldberg and Robert A. Alberty

This table contains values of the standard transformed Gibbs energies of formation $\Delta_f G'^{\circ}$ for 130 biochemical reactants. Values of $\Delta_f G'^{\circ}$ are given at pH 7.0, the temperature 298.15 K, and the pressure 100 kPa for three ionic strengths: $I = 0$, $I = 0.1$ mol/L and $I = 0.25$ mol/L. The table can be used for calculating apparent equilibrium constants K' and standard apparent reduction potentials E'° for biochemical reactions. Such a listing is more compact than tabulating the actual apparent equilibrium constants or standard apparent reduction potentials, which would require a very large number of reactant-product combinations. In the table, all reactants are in aqueous solution unless indicated otherwise.

A biochemical reactant is a sum of species. For example, ATP consists of an equilibrium mixture of the aqueous species ATP^4 , HATP^3 , H_2ATP^2 , MgATP^2 , etc. Similarly, phosphate refers to the equilibrium mixture of the aqueous species PO_4^{3-} , HPO_4^{2-} , H_2PO_4^- , H_3PO_4 , MgHPO_4 , etc. Biochemical reactions are written using biochemical reactants in terms of an apparent equilibrium constant K' , which is distinct from the standard equilibrium constant K . This subject is discussed in an IUPAC report (see Reference 1 below).

The apparent equilibrium constant K' and the standard transformed Gibbs energy change $\Delta_r G'^{\circ}$ for a biochemical reaction can be calculated from the $\Delta_f G'^{\circ}$ values by using the relationship

$$-RT \ln K' = \Delta_r G'^{\circ} = \sum \nu_i' \Delta_f G'^{\circ},$$

where the summation is over all of the biochemical reactants. The quantity ν_i' is the stoichiometric number of reactant i (ν_i' is positive for reactants on the right side of the equation and negative for reactants on the left side); R is the gas constant. As an example, the hydrolysis reaction of ATP is

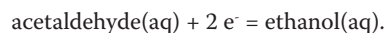


At pH 7.00 and $I = 0.25$ M, $\Delta_r G'^{\circ}$ and K' are calculated as follows:

$$\Delta_r G'^{\circ} = \{-1424.70 - 1059.49 - (-2292.50 - 155.66)\} \cdot (\text{kJ mol}^{-1}) = -36.03 \text{ kJ mol}^{-1}$$

$$K' = \exp[-(-36030 \text{ J mol}^{-1}) / \{(8.3145 \text{ J mol}^{-1} \text{ K}^{-1}) \cdot (298.15 \text{ K})\}] = 2.05 \cdot 10^6$$

An example involving a biochemical half-cell reaction is



At 298.15 K, pH 7.00, and $I = 0$, the standard apparent reduction potential E'° can be calculated as follows

$$E'^{\circ} = -(1/nF) \cdot \{\Delta_f G'^{\circ}(\text{ethanol}) - \Delta_f G'^{\circ}(\text{acetaldehyde})\},$$

where n is the number of electrons in the half-cell reaction and F is the Faraday constant. Then,

$$E'^{\circ} = [-1 / (2 \cdot 9.6485 \cdot 10^4 \text{ C mol}^{-1})] \cdot (58.10 \cdot 10^3 \text{ J mol}^{-1} - 20.83 \cdot 10^3 \text{ J mol}^{-1}) = -0.193 \text{ V}$$

References

1. Alberty, R.A., Cornish-Bowden, A., Gibson, Q.H., Goldberg, R.N., Hammes, G., Jencks, W., Tipton, K.F., Veech, R., Westerhoff, H.V., and Webb, E.C. *Pure Appl. Chem.* 66, 1641-1666, 1994.
2. Alberty, R.A., *Arch. Biochem. Biophys.*, 353, 116-130, 1998; 358, 25-39, 1998.
3. Alberty, R.A., *Thermodynamics of Biochemical Reactions*, Wiley-Interscience, New York, 2003.
4. Alberty, R.A., *BasicBiochemData2: Data and Programs for Biochemical Thermodynamics*, <<http://library.wolfram.com/infocenter/MathSource/797>>.

Reactant	$\Delta_f G'^{\circ}(I = 0)$ kJ mol ⁻¹	$\Delta_f G'^{\circ}(I = 0.1 \text{ M})$ kJ mol ⁻¹	$\Delta_f G'^{\circ}(I = 0.25 \text{ M})$ kJ mol ⁻¹
Acetaldehyde	20.83	23.27	24.06
Acetate	-249.46	-248.23	-247.83
Acetone	80.04	83.71	84.90
Acetyl Coenzyme A	-60.49	-58.65	-58.06
Acetylphosphate	-1109.34	-1107.57	-1107.02
cis-Aconitate	-797.26	-800.93	-802.12
Adenine	510.45	513.51	514.50
Adenosine	324.93	332.89	335.46
Adenosine 5'-diphosphate (ADP)	-1428.93	-1425.55	-1424.70
Adenosine 5'-monophosphate (AMP)	-562.04	-556.53	-554.83
Adenosine 5'-triphosphate (ATP)	-2292.61	-2292.16	-2292.50
D-Alanine	-91.31	-87.02	-85.64
Ammonia	80.50	82.34	82.93
D-Arabinose	-342.67	-336.55	-334.57
L-Asparagine	-206.28	-201.38	-199.80
L-Aspartate	-456.14	-453.08	-452.09
1,3-Biphosphoglycerate	-2202.06	-2205.69	-2207.30
Butanoate	-72.94	-69.26	-68.08
1-Butanol	227.72	233.84	235.82

Reactant	$\Delta_f G^{\circ}(I = 0)$ kJ mol ⁻¹	$\Delta_f G^{\circ\prime}(I = 0.1 \text{ M})$ kJ mol ⁻¹	$\Delta_f G^{\circ\prime\prime}(I = 0.25 \text{ M})$ kJ mol ⁻¹
Citrate	-963.46	-965.49	-966.23
Isocitrate	-956.82	-958.84	-959.58
Coenzyme A (CoA)	-7.98	-7.43	-7.26
CO(aq)	-119.90	-119.90	-119.90
CO(g)	-137.17	-137.17	-137.17
CO ₂ (aq)[total]	-547.33	-547.15	-547.10
CO ₂ (g)	-394.36	-394.36	-394.36
Creatine	100.41	105.92	107.69
Creatinine	256.55	260.84	262.22
<i>L</i> -Cysteine	-59.23	-55.01	-53.65
<i>L</i> -Cystine	-187.03	-179.69	-177.32
Cytochrome c [oxidized]	0.00	-5.51	-7.29
Cytochrome c [reduced]	-24.51	-26.96	-27.75
Dihydroxyacetone phosphate	-1096.60	-1095.91	-1095.70
Ethanol	58.10	61.77	62.96
Ethyl acetate	-18.00	-13.10	-11.52
Ferredoxin [oxidized]	0.00	-0.61	-0.81
Ferredoxin [reduced]	38.07	38.07	38.07
Flavine adenine dinucleotide (FAD) [oxidized]	1238.65	1255.17	1260.51
Flavine adenine dinucleotide (FAD) [reduced]	1279.68	1297.43	1303.16
Flavin adenine dinucleotide-enzyme (FADenz) [oxidized]	1238.65	1255.17	1260.51
Flavin adenine dinucleotide-enzyme (FADenz) [reduced]	1229.96	1247.71	1253.44
Flavin mononucleotide (FMN) [oxidized]	759.17	768.35	771.32
Flavin mononucleotide (FMN) [reduced]	800.20	810.61	813.97
Formate	-311.04	-311.04	-311.04
<i>D</i> -Fructose	-436.03	-428.69	-426.32
<i>D</i> -Fructose 1,6-diphosphate	-2202.84	-2205.66	-2206.78
<i>D</i> -Fructose 6-phosphate	-1321.71	-1317.16	-1315.74
Fumarate	-521.97	-523.19	-523.58
<i>D</i> -Galactose	-429.45	-422.11	-419.74
α - <i>D</i> -Galactose 1-phosphate	-1317.50	-1313.01	-1311.60
<i>D</i> -Glucose	-436.42	-429.08	-426.71
α - <i>D</i> -Glucose 1-phosphate	-1318.03	-1313.34	-1311.89
<i>D</i> -Glucose 6-phosphate	-1325.00	-1320.37	-1318.92
Glutamate	-377.82	-373.54	-372.16
<i>D</i> -Glutamine	-128.46	-122.34	-120.36
Glutathione [oxidized]	1198.69	1214.60	1219.74
Glutathione [reduced]	625.75	634.76	637.62
Glutathione-coenzyme A	563.49	572.06	574.83
<i>D</i> -Glyceraldehyde 3-phosphate	-1088.94	-1088.25	-1088.04
Glycerol	-177.83	-172.93	-171.35
<i>sn</i> -Glycerol 3-phosphate	-1080.22	-1077.83	-1077.13
Glycine	-180.13	-177.07	-176.08
Glycolate	-411.08	-409.86	-409.46
Glycylglycine	-200.55	-195.65	-194.07
Glyoxylate	-428.64	-428.64	-428.64
H ₂ (aq)	97.51	98.74	99.13
H ₂ (g)	79.91	81.14	81.53
H ₂ O(l)	-157.28	-156.05	-155.66
H ₂ O ₂ (aq)	-54.12	-52.89	-52.50
3-Hydroxypropanoate	-318.62	-316.17	-315.38
Hypoxanthine	249.33	251.77	252.56
Indole	503.49	507.78	509.16
Lactate	-316.94	-314.49	-313.70
Lactose	-688.29	-674.83	-670.48
<i>L</i> -Leucine	167.18	175.14	177.71
<i>L</i> -Isoleucine	175.53	183.49	186.06
<i>D</i> -Lyxose	-349.58	-343.46	-341.48
Malate	-682.88	-682.85	-682.85
Maltose	-695.65	-682.19	-677.84

Reactant	$\Delta_f G'^{\circ}(I = 0)$ kJ mol ⁻¹	$\Delta_f G'^{\circ}(I = 0.1 \text{ M})$ kJ mol ⁻¹	$\Delta_f G'^{\circ}(I = 0.25 \text{ M})$ kJ mol ⁻¹
<i>D</i> -Mannitol	-383.22	-374.65	-371.89
Mannose	-430.52	-423.18	-420.81
Methane(aq)	125.50	127.94	128.73
Methane(g)	109.11	111.55	112.34
Methanol	-15.48	-13.04	-12.25
<i>L</i> -Methionine	-63.40	-56.67	-54.49
N ₂ (aq)	18.70	18.70	18.70
N ₂ (g)	0.00	0.00	0.00
Nicotinamide Adenine Dinucleotide (NAD) [oxidized]	1038.86	1054.17	1059.11
Nicotinamide Adenine Dinucleotide (NAD) [reduced]	1101.47	1115.55	1120.09
Nicotinamide Adenine Dinucleotide Phosphate (NADP) [oxidized]	163.73	173.52	176.68
Nicotinamide Adenine Dinucleotide Phosphate (NADP) [reduced]	229.67	235.79	237.77
O ₂ (aq)	16.40	16.40	16.40
O ₂ (g)	0.00	0.00	0.00
Oxalate	-673.90	-676.35	-677.14
Oxaloacetate	-713.38	-714.60	-715.00
Oxalosuccinate	-979.05	-979.05	-979.05
2-Oxoglutarate	-633.58	-633.58	-633.58
Palmitate	979.25	997.61	1003.54
<i>L</i> -Phenylalanine	232.42	239.15	241.33
Phosphate	-1058.56	-1059.17	-1059.49
2-Phospho- <i>D</i> -glycerate	-1340.72	-1341.32	-1341.79
3-Phospho- <i>D</i> -glycerate	-1346.38	-1347.19	-1347.73
Phosphoenolpyruvate	-1185.46	-1188.53	-1189.73
1-Propanol	143.84	148.74	150.32
2-Propanol	134.42	139.32	140.90
Pyrophosphate	-1934.95	-1939.13	-1940.66
Pyruvate	-352.40	-351.18	-350.78
Retinal	1118.78	1135.91	1141.45
Retinol	1170.78	1189.14	1195.07
Ribose	-339.23	-333.11	-331.13
Ribose 1-phosphate	-1215.87	-1212.24	-1211.14
Ribose 5-phosphate	-1223.95	-1220.32	-1219.22
Ribulose	-336.38	-330.26	-328.28
<i>L</i> -Serine	-231.18	-226.89	-225.51
Sorbose	-432.47	-425.13	-422.76
Succinate	-530.72	-530.65	-530.64
Succinyl Coenzyme A	-349.90	-348.06	-347.47
Sucrose	-685.66	-672.20	-667.85
Thioredoxin [oxidized]	0.00	0.00	0.00
Thioredoxin [reduced]	54.32	55.41	55.74
<i>L</i> -Tryptophan	364.78	372.12	374.49
<i>L</i> -Tyrosine	68.82	75.55	77.73
Ubiquinone [oxidized]	3596.07	3651.15	3668.94
Ubiquinone [reduced]	3586.06	3642.37	3660.55
Urate	-206.03	-204.81	-204.41
Urea	-42.97	-40.53	-39.74
Uric acid	-197.07	-194.63	-193.84
<i>L</i> -Valine	80.87	87.60	89.78
<i>D</i> -Xylose	-350.93	-344.81	-342.83
<i>D</i> -Xylulose	-346.59	-340.47	-338.49

THERMODYNAMIC QUANTITIES FOR THE IONIZATION REACTIONS OF BUFFERS IN WATER

Robert N. Goldberg, Nand Kishore, and Rebecca M. Lennen

This table contains selected values for the pK , standard molar enthalpy of reaction $\Delta_r H^\circ$, and standard molar heat-capacity change $\Delta_r C_{p,\theta}^\circ$ for the ionization reactions of 64 buffers many of which are relevant to biochemistry and to biology.¹ The values pertain to the temperature $T = 298.15$ K and the pressure $p = 0.1$ MPa. The standard state is the hypothetical ideal solution of unit molality. These data permit one to calculate values of the pK and of $\Delta_r H^\circ$ at temperatures in the vicinity $\{T \approx (274 \text{ K to } 350 \text{ K})\}$ of the reference temperature $\theta = 298.15$ K by using the following equations²

$$\Delta_r G_T^\circ = -RT \ln K_T = \ln(10) \cdot RT \cdot pK_T, \quad (1)$$

$$R \ln K_T = -(\Delta_r G_\theta^\circ / \theta) + \Delta_r H_\theta^\circ \left\{ (1/\theta) - (1/T) \right\} + \Delta_r C_{p,\theta}^\circ \left\{ (\theta/T) - 1 + \ln(T/\theta) \right\}, \quad (2)$$

$$\Delta_r H_T^\circ = \Delta_r H_\theta^\circ + \Delta_r C_{p,\theta}^\circ (T - \theta). \quad (3)$$

Here, $\Delta_r G^\circ$ is the standard molar Gibbs energy change and K is the equilibrium constant for a reaction; R is the gas constant (8.314 472 J K⁻¹ mol⁻¹). The subscripts T and θ denote the temperature to which a quantity pertains, the subscript p denotes constant pres-

sure, and the subscript r denotes that the quantity refers to a reaction. Combination of equations (1) and (2) yields the following equation that gives pK as a function of temperature:

$$pK_T = -\{R \ln(10)\}^{-1} \left[-\{\ln(10) \cdot RT \cdot pK_\theta / \theta\} + \Delta_r H_\theta^\circ \left\{ (1/\theta) - (1/T) \right\} + \Delta_r C_{p,\theta}^\circ \left\{ (\theta/T) - 1 + \ln(T/\theta) \right\} \right]. \quad (4)$$

The above equations neglect higher order terms that involve temperature derivatives of $\Delta_r C_{p,\theta}^\circ$. Also, it is important to recognize that the values of pK and $\Delta_r H^\circ$ effectively pertain to ionic strength $I = 0$. However, the values of pK and $\Delta_r H^\circ$ are almost always dependent on the ionic strength and the actual composition of the solution. These issues are discussed in Reference 1 which also gives an approximate method for making appropriate corrections.

References

1. Goldberg, R. N., Kishore, N., and Lennen, R. M., "Thermodynamic Quantities for the Ionization Reactions of Buffers," *J. Phys. Chem. Ref. Data*, in press.
2. Clarke, E. C. W., and Glew, D. N., *Trans. Faraday Soc.*, 62, 539-547, 1966.

Selected Values of Thermodynamic Quantities for the Ionization Reactions of Buffers in Water at $T = 298.15$ K and $p = 0.1$ MPa

Buffer	Reaction	pK	$\Delta_r H^\circ$	$\Delta_r C_{p,\theta}^\circ$
			kJ mol ⁻¹	J K ⁻¹ mol ⁻¹
ACES	$HL^+ = H^+ + L^-$, (HL = C ₄ H ₁₀ N ₂ O ₄ S)	6.847	30.43	-49
Acetate	$HL = H^+ + L^-$, (HL = C ₂ H ₄ O ₂)	4.756	-0.41	-142
ADA	$H_3L^+ = H^+ + H_2L^+$, (H ₂ L = C ₆ H ₁₀ N ₂ O ₅)	1.59		
	$H_2L^+ = H^+ + HL^+$	2.48	16.7	
	$HL^- = H^+ + L^{2-}$	6.844	12.23	-144
2-Amino-2-methyl-1,3-propanediol	$HL^+ = H^+ + L$, (L = C ₄ H ₁₁ NO ₂)	8.801	49.85	-44
2-Amino-2-methyl-1-propanol	$HL^+ = H^+ + L$, (L = C ₄ H ₁₁ NO)	9.694	54.05	≈-21
3-Amino-1-propanesulfonic acid	$HL = H^+ + L^-$, (HL = C ₃ H ₉ NO ₃ S)	10.2		
Ammonia	$NH_4^+ = H^+ + NH_3$	9.245	51.95	8
AMPSO	$HL^+ = H^+ + L^-$, (HL = C ₇ H ₁₇ NO ₅ S)	9.138	43.19	-61
Arsenate	$H_3AsO_4 = H^+ + H_2AsO_4^-$	2.31	-7.8	
	$H_2AsO_4^- = H^+ + HAsO_4^{2-}$	7.05	1.7	
	$HAsO_4^{2-} = H^+ + AsO_4^{3-}$	11.9	15.9	
Barbital	$H_2L = H^+ + HL^-$, (H ₂ L = C ₈ H ₁₂ N ₂ O ₃)	7.980	24.27	-135
	$HL^- = H^+ + L^{2-}$	12.8		
BES	$HL^+ = H^+ + L^-$, (HL = C ₆ H ₁₅ NO ₅ S)	7.187	24.25	-2
Bicine	$H_2L^+ = H^+ + HL^+$, (HL = C ₆ H ₁₃ NO ₄)	2.0		
	$HL^+ = H^+ + L^-$	8.334	26.34	0
Bis-tris	$H_3L^+ = H^+ + H_2L^+$, (H ₂ L = C ₈ H ₁₉ NO ₅)	6.484	28.4	27
Bis-tris propane	$H_2L^{2+} = H^+ + HL^+$, (L = C ₁₁ H ₂₆ N ₂ O ₆)	6.65		
	$HL^+ = H^+ + L$	9.10		
Borate	$H_3BO_3 = H^+ + H_2BO_3^-$	9.237	13.8	≈-240
Cacodylate	$H_2L^+ = H^+ + HL$, (HL = C ₂ H ₆ AsO ₂)	1.78	-3.5	
	$HL = H^+ + L^-$	6.28	-3.0	-86
CAPS	$HL^+ = H^+ + L^-$, (HL = C ₉ H ₁₉ NO ₃ S)	10.499	48.1	57
CAPSO	$HL^+ = H^+ + L^-$, (HL = C ₉ H ₁₉ NO ₄ S)	9.825	46.67	21
Carbonate	$H_2CO_3 = H^+ + HCO_3^-$	6.351	9.15	-371
	$HCO_3^- = H^+ + CO_3^{2-}$	10.329	14.70	-249
CHES	$HL^+ = H^+ + L^-$, (HL = C ₈ H ₁₇ NO ₃ S)	9.394	39.55	9

Buffer	Reaction	pK	$\Delta_r H^\circ$	$\Delta_r C_p^\circ$
			kJ mol ⁻¹	J K ⁻¹ mol ⁻¹
Citrate	$H_3L = H^+ + H_2L^-, (H_3L = C_6H_8O_7)$	3.128	4.07	-131
	$H_2L^- = H^+ + HL^{2-}$	4.761	2.23	-178
	$HL^{2-} = H^+ + L^{3-}$	6.396	-3.38	-254
L-Cysteine	$H_3L^+ = H^+ + H_2L, (H_2L = C_3H_7NO_2S)$	1.71	≈-0.6	
	$H_2L = H^+ + HL^-$	8.36	36.1	≈-66
	$HL^- = H^+ + L^{2-}$	10.75	34.1	≈-204
Diethanolamine	$HL^+ = H^+ + L, (L = C_4H_{11}NO_2)$	8.883	42.08	36
Diglycolate	$H_2L = H^+ + HL^-, (H_2L = C_4H_6O_5)$	3.05	-0.1	≈-142
	$HL^- = H^+ + L^{2-}$	4.37	-7.2	≈-138
3,3-Dimethylglutarate	$H_2L = H^+ + HL^-, (H_2L = C_7H_{12}O_4)$	3.70		
	$HL^- = H^+ + L^{2-}$	6.34		
DIPSO	$HL^\pm = H^+ + L^-, (HL = C_7H_{17}NO_6S)$	7.576	30.18	42
Ethanolamine	$HL^+ = H^+ + L, (L = C_2H_7NO)$	9.498	50.52	26
N-Ethylmorpholine	$HL^+ = H^+ + L, (L = C_6H_{13}NO)$	7.77	27.4	
Glycerol 2-phosphate	$H_2L = H^+ + HL^-, (H_2L = C_3H_9NO_6P)$	1.329	-12.2	-330
	$HL^- = H^+ + L^{2-}$	6.650	-1.85	-212
Glycine	$H_2L^+ = H^+ + HL^\pm, (HL = C_2H_5NO_2)$	2.351	4.00	-139
	$HL^\pm = H^+ + L^-$	9.780	44.2	-57
Glycine amide	$HL^+ = H^+ + L, (L = C_2H_6N_2O)$	8.04	42.9	
Glycylglycine	$H_2L^+ = H^+ + HL^\pm, (HL = C_4H_8N_2O_3)$	3.140	0.11	-128
	$HL^\pm = H^+ + L^-$	8.265	43.4	-16
Glycylglycylglycine	$H_2L^+ = H^+ + HL^\pm, (HL = C_6H_{11}N_3O_4)$	3.224	0.84	
	$HL^\pm = H^+ + L^-$	8.090	41.7	
HEPES	$H_2L^+ = H^+ + HL^\pm, (HL = C_8H_{18}N_2O_4S)$	≈3.0		
	$HL^\pm = H^+ + L^-$	7.564	20.4	47
HEPPS	$HL^\pm = H^+ + L^-, (HL = C_6H_{20}N_2O_4S)$	7.957	21.3	48
HEPPSO	$HL^\pm = H^+ + L^-, (HL = C_9H_{20}N_2O_5S)$	8.042	23.70	47
L-Histidine	$H_3L^{2+} = H^+ + H_2L^+, (HL = C_6H_9N_3O_2)$	1.5 ₄	3.6	
	$H_2L^+ = H^+ + HL$	6.07	29.5	176
	$HL = H^+ + L^-$	9.34	43.8	-233
Hydrazine	$H_2L^{2+} = H^+ + HL^+, (L = H_4N_2)$	-0.99	38.1	
	$HL^+ = H^+ + L$	8.02	41.7	
Imidazole	$HL^+ = H^+ + L, (L = C_3H_4N_2)$	6.993	36.64	-9
Maleate	$H_2L = H^+ + HL^-, (H_2L = C_4H_4O_4)$	1.92	1.1	≈-21
	$HL^- = H^+ + L^{2-}$	6.27	-3.6	≈-31
2-Mercaptoethanol	$HL = H^+ + L^-, (HL = C_2H_6OS)$	9.7 ₅	26.2	
MES	$HL^\pm = H^+ + L^-, (HL = C_6H_{13}NO_4S)$	6.270	14.8	5
Methylamine	$HL^+ = H^+ + L, (L = CH_5N)$	10.645	55.34	33
2-Methylimidazole	$HL^+ = H^+ + L, (L = C_4H_6N_2)$	8.0 ₁	36.8	
MOPS	$HL^\pm = H^+ + L^-, (HL = C_7H_{15}NO_4S)$	7.184	21.1	25
MOPSO	$H_2L^+ = H^+ + HL^\pm, (HL = C_7H_{15}NO_5S)$	0.060		
	$HL^\pm = H^+ + L^-$	6.90	25.0	≈38
Oxalate	$H_2L = H^+ + HL^-, (H_2L = C_2H_2O_4)$	1.27	-3.9	≈-231
	$HL^- = H^+ + L^{2-}$	4.266	7.00	-231
Phosphate	$H_3PO_4 = H^+ + H_2PO_4^-$	2.148	-8.0	-141
	$H_2PO_4^- = H^+ + HPO_4^{2-}$	7.198	3.6	-230
	$HPO_4^{2-} = H^+ + PO_4^{3-}$	12.35	16.0	-242
Phthalate	$H_2L = H^+ + HL^-, (H_2L = C_8H_6O_4)$	2.950	-2.70	-91
	$HL^- = H^+ + L^{2-}$	5.408	-2.17	-295
Piperazine	$H_2L^{2+} = H^+ + HL^+, (L = C_4H_{10}N_2)$	5.333	31.11	86
	$HL^+ = H^+ + L$	9.731	42.89	75
PIPES	$HL^\pm = H^+ + L^-, (HL = C_8H_{18}N_2O_6S_2)$	7.141	11.2	22
POPSO	$HL^\pm = H^+ + L^-, (HL = C_{10}H_{22}N_2O_8S_2)$	≈8.0		
Pyrophosphate	$H_4P_2O_7 = H^+ + H_3P_2O_7^-$	0.83	-9.2	≈-90
	$H_3P_2O_7^- = H^+ + H_2P_2O_7^{2-}$	2.26	-5.0	≈-130
	$H_2P_2O_7^{2-} = H^+ + HP_2O_7^{3-}$	6.72	0.5	-136
	$HP_2O_7^{3-} = H^+ + P_2O_7^{4-}$	9.46	1.4	-141
Succinate	$H_2L = H^+ + HL^-, (H_2L = C_4H_6O_4)$	4.207	3.0	-121
	$HL^- = H^+ + L^{2-}$	5.636	-0.5	-217
Sulfate	$HSO_4^- = H^+ + SO_4^{2-}$	1.987	-22.4	-258

Buffer	Reaction	pK	$\Delta_r H^\circ$	$\Delta_r C_p^\circ$
			kJ mol ⁻¹	J K ⁻¹ mol ⁻¹
Sulfite	$\text{H}_2\text{SO}_3 = \text{H}^+ + \text{HSO}_3^-$	1.857	-17.80	-272
	$\text{HSO}_3^- = \text{H}^+ + \text{SO}_3^{2-}$	7.172	-3.65	-262
TAPS	$\text{HL}^\pm = \text{H}^+ + \text{L}^-$, (HL = C ₇ H ₁₇ NO ₆ S)	8.44	40.4	15
TAPSO	$\text{HL}^\pm = \text{H}^+ + \text{L}^-$, (HL = C ₇ H ₁₇ NO ₇ S)	7.635	39.09	-16
L(+)-Tartaric acid	$\text{H}_2\text{L} = \text{H}^+ + \text{HL}^-$, (H ₂ L = C ₄ H ₆ O ₆)	3.036	3.19	-147
	$\text{HL}^- = \text{H}^+ + \text{L}^{2-}$	4.366	0.93	-218
TES	$\text{HL}^\pm = \text{H}^+ + \text{L}^-$, (HL = C ₆ H ₁₅ NO ₆ S)	7.550	32.13	0
Tricine	$\text{H}_2\text{L}^+ = \text{H}^+ + \text{HL}^\pm$, (HL = C ₆ H ₁₃ NO ₂)	2.023	5.85	-196
	$\text{HL}^\pm = \text{H}^+ + \text{L}^-$	8.135	31.37	-53
Triethanolamine	$\text{HL}^+ = \text{H}^+ + \text{L}$, (L = C ₆ H ₁₅ NO ₃)	7.762	33.6	50
Triethylamine	$\text{HL}^+ = \text{H}^+ + \text{L}$, (L = C ₆ H ₁₅ N)	10.72	43.13	151
Tris	$\text{HL}^+ = \text{H}^+ + \text{L}$, (L = C ₄ H ₁₁ NO ₃)	8.072	47.45	-59

PREPARATION OF SPECIAL ANALYTICAL REAGENTS

Aluminon (qualitative test for aluminum). Aluminon is a trade name for the ammonium salt of aurintricarboxylic acid. Dissolve 1 g of the salt in 1 L of distilled water. Shake the solution well to insure thorough mixing.

Bang's reagent (for glucose estimation). Dissolve 100 g of K_2CO_3 , 66 g of KCl and 160 g of $KHCO_3$ in the order given in about 700 mL of water at 30°C. Add 4.4 g of $CuSO_4$ and dilute to 1 L after the CO_2 is evolved. This solution should be shaken only in such a manner as not to allow entry of air. After 24 hours 300 mL are diluted to 1 L with saturated KCl solution, shaken gently and used after 24 hours; 50 mL is equivalent to 10 mg glucose.

Barfoed's reagent (test for glucose). See Cupric acetate.

Baudisch's reagent. See Cupferron.

Benedict's solution (qualitative reagent for glucose). With the aid of heat, dissolve 173 g of sodium citrate and 100 g of Na_2CO_3 in 800 mL of water. Filter, if necessary, and dilute to 850 mL. Dissolve 17.3 g of $CuSO_4 \cdot 5H_2O$ in 100 mL of water. Pour the latter solution, with constant stirring, into the carbonate-citrate solution, and dilute to 1 L.

Benzidine hydrochloride solution (for sulfite determination). Make a paste of 8 g of benzidine hydrochloride ($C_{12}H_8(NH_3)_2 \cdot 2HCl$) and 20 mL of water, add 20 mL of HCl (sp. gr. 1.12) and dilute to 1 L with water. Each mL of this solution is equivalent to 0.00357 g of H_2SO_4 .

Bertrand's reagent (glucose estimation). Consists of the following solutions:

1. Dissolve 200 g of Rochelle salt and 150 g of NaOH in sufficient water to make 1 L of solution.
2. Dissolve 40 g of $CuSO_4$ in enough water to make 1 L of solution.
3. Dissolve 50 g of $Fe_2(SO_4)_3$ and 200 g of H_2SO_4 (sp. gr. 1.84) in sufficient water to make 1 L of solution.
4. Dissolve 5 g of $KMnO_4$ in sufficient water to make 1 L of solution.

Bial's reagent (for pentose). Dissolve 1 g of orcinol (5-methyl-1,3-benzenediol) in 500 mL of 30% HCl to which 30 drops of a 10% solution of $FeCl_3$ has been added.

Boutron — Boudet soap solution:

1. Dissolve 100 g of pure castile soap in about 2.5 L of 56% ethanol.
2. Dissolve 0.59 g of $Ba(NO_3)_2$ in 1 L of water.

Adjust the castile soap solution so that 2.4 mL of it will give a permanent lather with 40 mL of solution (b). When adjusted, 2.4 mL of soap solution is equivalent to 220 parts per million of hardness (as $CaCO_3$) for a 40 mL sample. See also Soap solution.

Brucke's reagent (protein precipitation). See Potassium iodide-mercuric iodide.

Clarke's soap solution (estimation of hardness in water).

1. Dissolve 100 g of pure powdered castile soap in 1 L of 80% ethanol and allow to stand over night.
2. Prepare a solution of $CaCl_2$ by dissolving 0.5 g of $CaCO_3$ in HCl (sp. gr. 1.19), neutralize with NH_4OH and make slightly alkaline to litmus, and dilute to 500 mL. One mL is equivalent to 1 mg of $CaCO_3$.

Titrate (1) against (2) and dilute (1) with 80% ethanol until 1 mL of the resulting solution is equivalent to 1 mL of (2) after making allowance for the lather factor (the amount of standard soap solution required to produce a permanent lather in 50 mL of distilled water). One mL of the adjusted solution after subtracting the lather factor is equivalent to 1 mg of $CaCO_3$. See also Soap solution.

Cobalticyanide paper (Rinnmann's test for Zn). Dissolve 4 g of $K_3Co(CN)_6$ and 1 g of $KClO_3$ in 100 mL of water. Soak filter paper in solution and dry at 100°C. Apply drop of zinc solution and burn in an evaporating dish. A green disk is obtained if zinc is present.

Cochineal. Extract 1 g of cochineal for 4 days with 20 mL of alcohol and 60 mL of distilled water. Filter.

Congo red. Dissolve 0.5 g of congo red in 90 mL of distilled water and 10 mL of alcohol.

Cupferron (Baudisch's reagent for iron analysis). Dissolve 6 g of the ammonium salt of *N*-hydroxy-*N*-nitrosoaniline (cupferron) in 100 mL of H_2O . Reagent good for 1 week only and must be kept in the dark.

Cupric acetate (Barfoed's reagent for reducing monosaccharides). Dissolve 66 g of cupric acetate and 10 mL of glacial acetic acid in water and dilute to 1 L.

Cupric oxide, ammoniacal; Schweitzer's reagent (dissolves cotton, linen, and silk, but not wool).

1. Dissolve 5 g of cupric sulfate in 100 mL of boiling water, and add sodium hydroxide until precipitation is complete. Wash the precipitate well, and dissolve it in a minimum quantity of ammonium hydroxide.
2. Bubble a slow stream of air through 300 mL of strong ammonium hydroxide containing 50 g of fine copper turnings. Continue for 1 hour.

Cupric sulfate in glycerin-potassium hydroxide (reagent for silk). Dissolve 10 g of cupric sulfate, $CuSO_4 \cdot 5H_2O$, in 100 mL of water and add 5 g of glycerol. Add KOH solution slowly until a deep blue solution is obtained.

Cupron (precipitates copper). Dissolve 5 g of benzoinoxime in 100 mL of 95% ethanol.

Cuprous chloride, acidic (reagent for CO in gas analysis).

1. Cover the bottom of a 2-L flask with a layer of cupric oxide about 0.5 inch deep, suspend a coil of copper wire so as to reach from the bottom to the top of the solution, and fill the flask with hydrochloric acid (sp. gr. 1.10). Shake occasionally. When the solution becomes nearly colorless, transfer to reagent bottles, which should also contain copper wire. The stock bottle may be refilled with dilute hydrochloric acid until either the cupric oxide or the copper wire is used up. Copper sulfate may be substituted for copper oxide in the above procedure.
2. Dissolve 340 g of $CuCl_2 \cdot 2H_2O$ in 600 mL of conc. HCl and reduce the cupric chloride by adding 190 mL of a saturated solution of stannous chloride or until the solution is colorless. The stannous chloride is prepared by treating 300 g of metallic tin in a 500 mL flask with conc. HCl until no more tin goes into solution.
3. (Winkler method). Add a mixture of 86 g of CuO and 17 g of finely divided metallic Cu, made by the reduction of CuO with hydrogen, to a solution of HCl, made by dilut-

ing 650 mL of conc. HCl with 325 mL of water. After the mixture has been added slowly and with frequent stirring, a spiral of copper wire is suspended in the bottle, reaching all the way to the bottom. Shake occasionally, and when the solution becomes colorless, it is ready for use.

Cuprous chloride, ammoniacal (reagent for CO in gas analysis).

1. The acid solution of cuprous chloride as prepared above is neutralized with ammonium hydroxide until an ammonia odor persists. An excess of metallic copper must be kept in the solution.
2. Pour 800 mL of acidic cuprous chloride, prepared by the Winkler method, into about 4 L of water. Transfer the precipitate to a 250 mL graduate. After several hours, siphon off the liquid above the 50 mL mark and refill with 7.5% NH_4OH solution which may be prepared by diluting 50 mL of conc. NH_4OH with 150 mL of water. The solution is well shaken and allowed to stand for several hours. It should have a faint odor of ammonia.

Dichlorofluorescein indicator. Dissolve 1 g in 1 L of 70% alcohol or 1 g of the sodium salt in 1 L of water.

Dimethylglyoxime, 0.01 N. Dissolve 0.6 g of dimethylglyoxime (2,3-butanedione oxime) in 500 mL of 95% ethanol. This is an especially sensitive test for nickel, a very definite crimson color being produced.

Diphenylamine (reagent for rayon). Dissolve 0.2 g in 100 mL of concentrated sulfuric acid.

Diphenylamine sulfonate (for titration of iron with $\text{K}_2\text{Cr}_2\text{O}_7$). Dissolve 0.32 g of the barium salt of diphenylamine sulfonic acid in 100 mL of water, add 0.5 g of sodium sulfate and filter off the precipitate of BaSO_4 .

Diphenylcarbazide. Dissolve 0.2 g of diphenylcarbazide in 10 mL of glacial acetic acid and dilute to 100 mL with 95% ethanol.

Esbach's reagent (estimation of protein). To a water solution of 10 g of picric acid and 20 g of citric acid, add sufficient water to make 1 L of solution.

Eschka's compound. Two parts of calcined ("light") magnesia are thoroughly mixed with 1 part of anhydrous sodium carbonate.

Fehling's solution (reagent for reducing sugars.)

1. Copper sulfate solution. Dissolve 34.66 g of $\text{CuSO}_4 \cdot 5\text{H}_2\text{O}$ in water and dilute to 500 mL.
2. Alkaline tartrate solution. Dissolve 173 g of potassium sodium tartrate (Rochelle salt, $\text{KNaC}_4\text{H}_4\text{O}_6 \cdot 4\text{H}_2\text{O}$) and 50 g of NaOH in water and dilute when cold to 500 mL.

Mix equal volumes of the two solutions at the time of using.

Ferric-alum indicator. Dissolve 140 g of ferric ammonium sulfate crystals in 400 mL of hot water. When cool, filter, and make up to a volume of 500 mL with dilute nitric acid.

Folin's mixture (for uric acid). To 650 mL of water add 500 g of $(\text{NH}_4)_2\text{SO}_4$, 5 g of uranium acetate, and 6 g of glacial acetic acid. Dilute to 1 L.

Formaldehyde — sulfuric acid (Marquis' reagent for alkaloids). Add 10 mL of formaldehyde solution to 50 mL of sulfuric acid.

Froehde's reagent. See Sulfomolybdic acid.

Fuchsin (reagent for linen). Dissolve 1 g of fuchsin in 100 mL of alcohol.

Fuchsin — sulfurous acid (Schiff's reagent for aldehydes).

Dissolve 0.5 g of fuchsin and 9 g of sodium bisulfite in 500 mL of water, and add 10 mL of HCl. Keep in well-stoppered bottles and protect from light.

Gunzberg's reagent (detection of HCl in gastric juice). Prepare as needed a solution containing 4 g of phloroglucinol (1,3,5-benzenetriol) and 2 g of vanillin in 100 mL of absolute ethanol.

Hager's reagent. See Picric acid.

Hanus solution (for iodine number). Dissolve 13.2 g of resublimed iodine in 1 L of glacial acetic acid which will pass the dichromate test for reducible matter. Add sufficient bromine to double the halogen content, determined by titration (3 mL is about the proper amount). The iodine may be dissolved by the aid of heat, but the solution should be cold when the bromine is added.

Iodine, tincture of. To 50 mL of water add 70 g of I_2 and 50 g of KI. Dilute to 1 L with alcohol.

Iodo-potassium iodide (Wagner's reagent for alkaloids). Dissolve 2 g of iodine and 6 g of KI in 100 mL of water.

Litmus (indicator). Extract litmus powder three times with boiling alcohol, each treatment consuming an hour. Reject the alcoholic extract. Treat residue with an equal weight of cold water and filter; then exhaust with five times its weight of boiling water, cool and filter. Combine the aqueous extracts.

Magnesia mixture (reagent for phosphates and arsenates). Dissolve 55 g of magnesium chloride and 105 g of ammonium chloride in water, barely acidify with hydrochloric acid, and dilute to 1 L. The ammonium hydroxide may be omitted until just previous to use. The reagent, if completely mixed and stored for any period of time, becomes turbid.

Magnesium uranyl acetate. Dissolve 100 g of $\text{UO}_2(\text{C}_2\text{H}_3\text{O}_2)_2 \cdot 2\text{H}_2\text{O}$ in 60 mL of glacial acetic acid and dilute to 500 mL. Dissolve 330 g of $\text{Mg}(\text{C}_2\text{H}_3\text{O}_2)_2 \cdot 4\text{H}_2\text{O}$ in 60 mL of glacial acetic acid and dilute to 200 mL. Heat solutions to the boiling point until clear, pour the magnesium solution into the uranyl solution, cool and dilute to 1 L. Let stand over night and filter if necessary.

Marme's reagent. See Potassium-cadmium iodide.

Marquis' reagent. See Formaldehyde-sulfuric acid.

Mayer's reagent (white precipitate with most alkaloids in slightly acid solutions). Dissolve 1.358 g of HgCl_2 in 60 mL of water and pour into a solution of 5 g of KI in 10 mL of H_2O . Add sufficient water to make 100 mL.

Methyl orange indicator. Dissolve 1 g of methyl orange in 1 L of water. Filter, if necessary.

Methyl orange, modified. Dissolve 2 g of methyl orange and 2.8 g of xylene cyanole FF in 1 L of 50% alcohol.

Methyl red indicator. Dissolve 1 g of methyl red in 600 mL of alcohol and dilute with 400 mL of water.

Methyl red, modified. Dissolve 0.50 g of methyl red and 1.25 g of xylene cyanole FF in 1 L of 90% alcohol. Or, dissolve 1.25 g of methyl red and 0.825 g of methylene blue in 1 L of 90% alcohol.

Millon's reagent (for albumins and phenols). Dissolve 1 part of mercury in 1 part of cold fuming nitric acid. Dilute with twice the volume of water and decant the clear solution after several hours.

Molisch's reagent. See 1-Naphthol.

1-Naphthol (Molisch's reagent for wool). Dissolve 15 g of 1-naphthol in 100 mL of alcohol or chloroform.

Nessler's reagent (for ammonia). Dissolve 50 g of KI in the smallest possible quantity of cold water (50 mL). Add a saturated solution of mercuric chloride (about 22 g in 350 mL of water will be needed) until an excess is indicated by the formation of a precipitate. Then add 200 mL of 5 N NaOH and dilute to 1 L. Let settle, and draw off the clear liquid.

Nickel oxide, ammoniacal (reagent for silk). Dissolve 5 g of nickel sulfate in 100 mL of water, and add sodium hydroxide solution until nickel hydroxide is completely precipitated. Wash the precipitate well and dissolve in 25 mL of concentrated ammonium hydroxide and 25 mL of water.

Nitron (detection of nitrate radical). Dissolve 10 g of nitron (1,4-diphenyl-3-(phenylamino)-1,2,4-triazolium hydroxide) in 5 mL of glacial acetic acid and 95 mL of water. The solution may be filtered with slight suction through an alundum crucible and kept in a dark bottle.

1-Nitroso-2-naphthol. Make a saturated solution in 50% acetic acid (1 part of glacial acetic acid with 1 part of water). Does not keep well.

Nylander's solution (carbohydrates). Dissolve 20 g of bismuth subnitrate and 40 g of Rochelle salt in 1 L of 8% NaOH solution. Cool and filter.

Obermayer's reagent (for indoxyl in urine). Dissolve 4 g of FeCl_3 in 1 L of HCl (sp. gr. 1.19).

Oxine. Dissolve 14 g of 8-hydroxyquinoline in 30 mL of glacial acetic acid. Warm slightly, if necessary. Dilute to 1 L.

Oxygen absorbent. Dissolve 300 g of ammonium chloride in 1 L of water and add 1 L of concentrated ammonium hydroxide solution. Shake the solution thoroughly. For use as an oxygen absorbent, a bottle half full of copper turnings is filled nearly full with the $\text{NH}_4\text{Cl-NH}_4\text{OH}$ solution and the gas passed through.

Pasteur's salt solution. To 1 L of distilled water add 2.5 g of potassium phosphate, 0.25 g of calcium phosphate, 0.25 g of magnesium sulfate, and 12.00 g of ammonium tartrate.

Pavy's solution (glucose reagent). To 120 mL of Fehling's solution, add 300 mL of NH_4OH (sp. gr. 0.88) and dilute to 1 L with water.

Phenanthroline ferrous ion indicator. Dissolve 1.485 g of 1,10-phenanthroline monohydrate in 100 mL of 0.025 M ferrous sulfate solution.

Phenolphthalein. Dissolve 1 g of phenolphthalein in 50 mL of alcohol and add 50 mL of water.

Phenolsulfonic acid (determination of nitrogen as nitrate). Dissolve 25 g of phenol in 150 mL of conc. H_2SO_4 , add 75 mL of fuming H_2SO_4 (15% SO_3), stir well and heat for 2 hours at 100°C .

Phloroglucinol solution (pentosans). Make a 3% phloroglucinol (1,3,5-benzenetriol) solution in alcohol. Keep in a dark bottle.

Phosphomolybdic acid (Sonnenschein's reagent for alkaloids).

1. Prepare ammonium phosphomolybdate and after washing with water, boil with nitric acid and expel NH_3 ; evaporate to dryness and dissolve in 2 M nitric acid.
2. Dissolve ammonium molybdate in HNO_3 and treat with phosphoric acid. Filter, wash the precipitate, and boil with aqua regia until the ammonium salt is decomposed. Evaporate to dryness. The residue dissolved in 10% HNO_3 constitutes Sonnenschein's reagent.

Phosphoric acid — sulfuric acid mixture. Dilute 150 mL of conc. H_2SO_4 and 100 mL of conc. H_3PO_4 (85%) with water to a volume of 1 L.

Phosphotungstic acid (Schcibicr's reagent for alkaloids).

1. Dissolve 20 g of sodium tungstate and 15 g of sodium phosphate in 100 mL of water containing a little nitric acid.
2. The reagent is a 10% solution of phosphotungstic acid in water. The phosphotungstic acid is prepared by evaporating a mixture of 10 g of sodium tungstate dissolved in 5 g of phosphoric acid (sp. gr. 1.13) and enough boiling water to effect solution. Crystals of phosphotungstic acid separate.

Picric acid (Hager's reagent for alkaloids, wool and silk). Dissolve 1 g of picric acid in 100 mL of water.

Potassium antimonate (reagent for sodium). Boil 22 g of potassium antimonate with 1 L of water until nearly all of the salt has dissolved, cool quickly, and add 35 mL of 10% potassium hydroxide. Filter after standing overnight.

Potassium-cadmium iodide (Marme's reagent for alkaloids). Add 2 g of CdI_2 to a boiling solution of 4 g of KI in 12 mL of water, and then mix with 12 mL of saturated KI solution.

Potassium hydroxide (for CO_2 absorption). Dissolve 360 g of KOH in water and dilute to 1 L.

Potassium iodide — mercuric iodide (Brucke's reagent for proteins). Dissolve 50 g of KI in 500 mL of water, and saturate with mercuric iodide (about 120 g). Dilute to 1 L.

Potassium pyrogallate (for oxygen absorption). For mixtures of gases containing less than 28% oxygen, add 100 mL of KOH solution (50 g of KOH to 100 mL of water) to 5 g of pyrogallol. For mixtures containing more than 28% oxygen the KOH solution should contain 120 g of KOH to 100 mL of water.

Pyrogallol, alkaline.

1. Dissolve 75 g of pyrogallol in 75 mL of water.
2. Dissolve 500 g of KOH in 250 mL of water. When cool, adjust until sp. gr. is 1.55.

For use, add 270 mL of solution (2) to 30 mL of solution (1).

Rosolic acid (indicator). Dissolve 1 g of rosolic acid in 10 mL of alcohol and add 100 mL of water.

Scheibler's reagent. See Phosphotungstic acid.

Schiff's reagent. See Fuchsin-sulfurous acid.

Schweitzer's reagent. See Cupric oxide, ammoniacal.

Soap solution (reagent for hardness in water). Dissolve 100 g of dry castile soap in 1 L of 80% alcohol (5 parts alcohol to 1 part water). Allow to stand several days and dilute with 70% to 80% alcohol until 6.4 mL produces a permanent lather with 20 mL of standard calcium solution. The latter solution is made by dissolving 0.2 g of CaCO_3 in a small amount of dilute HCl, evaporating to dryness and making up to 1 L.

Sodium bismuthate (oxidation of manganese). Heat 20 parts of NaOH nearly to redness in an iron or nickel crucible and add slowly 10 parts of basic bismuth nitrate which has been previously dried. Add 2 parts of sodium peroxide, and pour the brownish-yellow fused mass onto an iron plate to cool. When cold, break up in a mortar, extract with water, and collect on an asbestos filter.

Sodium hydroxide (for CO_2 absorption). Dissolve 330 g of NaOH in water and dilute to 1 L.

Sodium nitroprusside (reagent for hydrogen sulfide and wool).

Use a freshly prepared solution of 1 g of sodium nitroferricyanide in 10 mL of water.

Sodium oxalate (primary standard). Dissolve 30 g of the commercial salt in 1 L of water, make slightly alkaline with sodium hydroxide, and let stand until perfectly clear. Filter and evaporate the filtrate to 100 mL. Cool and filter. Pulverize the residue and wash it several times with small volumes of water. The procedure is repeated until the mother liquor is free from sulfate and is neutral to phenolphthalein.

Sodium plumbite (reagent for wool). Dissolve 5 g of sodium hydroxide in 100 mL of water. Add 5 g of litharge (PbO) and boil until dissolved.

Sodium polysulfide. Dissolve 480 g of $\text{Na}_2\text{S}\cdot 9\text{H}_2\text{O}$ in 500 mL of water, add 40 g of NaOH and 18 g of sulfur. Stir thoroughly and dilute to 1 L with water.

Sonnenschein's reagent. See Phosphomolybdic acid.

Starch solution.

1. Make a paste with 2 g of soluble starch and 0.01 g of HgI_2 with a small amount of water. Add the mixture slowly to 1 L of boiling water and boil for a few minutes. Keep in a glass stoppered bottle. If other than soluble starch is used, the solution will not clear on boiling; it should be allowed to stand and the clear liquid decanted.
2. A solution of starch which keeps indefinitely is made as follows: Mix 500 mL of saturated NaCl solution (filtered), 80 mL of glacial acetic acid, 20 mL of water and 3 g of starch. Bring slowly to a boil and boil for 2 minutes.
3. Make a paste with 1 g of soluble starch and 5 mg of HgI_2 , using as little cold water as possible. Then pour about 200 mL of boiling water on the paste and stir immediately. This will give a clear solution if the paste is prepared correctly and the water actually boiling. Cool and add 4 g of KI. Starch solution decomposes on standing due to bacterial action, but this solution will keep well if stored under a layer of toluene.

Stoke's reagent. Dissolve 30 g of FeSO_4 and 20 g of tartaric acid in water and dilute to 1 L. Just before using, add concentrated NH_4OH until the precipitate first formed is redissolved.

Sulfanilic acid (reagent for nitrites). Dissolve 0.5 g of sulfanilic acid in a mixture of 15 mL of glacial acetic acid and 135 mL of recently boiled water.

Sulfomolybdic acid (Froehde's reagent for alkaloids and glucosides). Dissolve 10 g of molybdic acid or sodium molybdate in 100 mL of conc. H_2SO_4 .

Tannic acid (reagent for albumin, alkaloids, and gelatin). Dissolve 10 g of tannic acid in 10 mL of alcohol and dilute with water to 100 mL.

Titration mixture (residual chlorine in water analysis). Prepare 1 L of dilute HCl (100 mL of HCl (sp. gr. 1.19) in sufficient water to make 1 L). Dissolve 1 g of *o*-tolidine in 100 mL of the dilute HCl and dilute to 1 L with dilute HCl solution.

Trinitrophenol solution. See Picric acid.

Turmeric tincture (reagent for borates). Digest ground turmeric root with several quantities of water which are discarded. Dry the residue and digest it several days with six times its weight of alcohol. Filter.

Uffelmann's reagent (turns yellow in presence of lactic acid). To a 2% solution of pure phenol in water, add a water solution of FeCl_3 until the phenol solution becomes violet in color.

Wagner's reagent. See Iodo-potassium iodide.

Wagner's solution (used in phosphate rock analysis to prevent precipitation of iron and aluminum). Dissolve 25 g of citric acid and 1 g of salicylic acid in water and dilute to 1 L. Use 50 mL of the reagent.

Wij's iodine monochloride solution (for iodine number). Dissolve 13 g of resublimed iodine in 1 L of glacial acetic acid which will pass the dichromate test for reducible matter. Set aside 25 mL of this solution. Pass into the remainder of the solution dry chlorine gas (dried and washed by passing through H_2SO_4 (sp. gr. 1.84)) until the characteristic color of free iodine has been discharged. Now add the iodine solution which was reserved, until all free chlorine has been destroyed. A slight excess of iodine does little or no harm, but an excess of chlorine must be avoided. Preserve in well stoppered, amber colored bottles. Avoid use of solutions which have been prepared for more than 30 days.

Wij's special solution (for iodine number). To 200 mL of glacial acetic acid that will pass the dichromate test for reducible matter, add 12 g of dichloramine T (*N,N*-dichloro-4-methylbenzenesulfonamide), and 16.6 g of dry KI (in small quantities with continual shaking until all the KI has dissolved). Make up to 1 L with the same quality of acetic acid used above and preserve in a dark colored bottle.

Zimmermann-Reinhardt reagent (determination of iron). Dissolve 70 g of $\text{MnSO}_4\cdot 4\text{H}_2\text{O}$ in 500 mL of water, add 125 mL of conc. H_2SO_4 and 125 mL of 85% H_3PO_4 , and dilute to 1 L.

Zinc chloride solution, basic (reagent for silk). Dissolve 1000 g of zinc chloride in 850 mL of water, and add 40 g of zinc oxide. Heat until solution is complete.

Zinc uranyl acetate (reagent for sodium). Dissolve 10 g of $\text{UO}_2(\text{C}_2\text{H}_3\text{O}_2)_2\cdot 2\text{H}_2\text{O}$ in 6 g of 30% acetic acid with heat, if necessary, and dilute to 50 mL. Dissolve 30 g of $\text{Zn}(\text{C}_2\text{H}_3\text{O}_2)_2\cdot \text{H}_2\text{O}$ in 3 g of 30% acetic acid and dilute to 50 mL. Mix the two solutions, add 50 mg of NaCl, allow to stand overnight and filter.

STANDARD SOLUTIONS OF ACIDS, BASES, AND SALTS

For each compound listed, the last column of this table gives the mass in grams which is contained in 1 liter of a solution whose amount-of-substance concentration divided by the equivalence factor of the compound equals 0.1 mol/L. In the older literature such a solution is often referred to as a "decinormal solution" (0.1 N).

Reference

Compendium of Analytical Nomenclature (IUPAC), Pergamon Press, Oxford, 1978.

Name	Formula	Atomic or molecular weight	Equivalence factor	Mass in grams
Acetic acid	$\text{HC}_2\text{H}_3\text{O}_2$	60.0530	1	6.0053
Ammonia	NH_3	17.0306	1	1.7031
Ammonium ion	NH_4^+	18.0386	1	1.8039
Ammonium chloride	NH_4Cl	53.4916	1	5.3492
Ammonium sulfate	$(\text{NH}_4)_2\text{SO}_4$	132.1388	1/2	6.6069
Ammonium thiocyanate	NH_4CNS	76.1204	1	7.6120
Barium	Ba	137.34	1/2	6.867
Barium carbonate	BaCO_3	197.3494	1/2	9.8675
Barium chloride hydrate	$\text{BaCl}_2 \cdot 2\text{H}_2\text{O}$	244.2767	1/2	12.2138
Barium hydroxide	$\text{Ba}(\text{OH})_2$	171.3547	1/2	8.5677
Barium oxide	BaO	153.3394	1/2	7.6670
Bromine	Br	79.909	1	7.9909
Calcium	Ca	40.08	1/2	2.004
Calcium carbonate	CaCO_3	100.0894	1/2	5.0045
Calcium chloride	CaCl_2	110.9860	1/2	5.5493
Calcium chloride hydrate	$\text{CaCl}_2 \cdot 6\text{H}_2\text{O}$	219.0150	1/2	10.9508
Calcium hydroxide	$\text{Ca}(\text{OH})_2$	74.0947	1/2	3.7047
Calcium oxide	CaO	56.0794	1/2	2.8040
Chlorine	Cl	35.453	1	3.5453
Citric acid	$\text{C}_6\text{H}_8\text{O}_7 \cdot \text{H}_2\text{O}$	210.1418	1/3	7.0047
Cobalt	Co	58.9332	1/2	2.9466
Copper	Cu	63.54	1/2	3.177
Copper oxide (cupric)	CuO	79.5394	1/2	3.9770
Copper sulfate hydrate	$\text{CuSO}_4 \cdot 5\text{H}_2\text{O}$	249.6783	1/2	12.4839
Hydrochloric acid	HCl	36.4610	1	3.6461
Hydrocyanic acid	HCN	27.0258	1	2.7026
Iodine	I	126.9044	1	12.6904
Lactic acid	$\text{C}_3\text{H}_6\text{O}_3$	90.0795	1	9.0080
Malic acid	$\text{C}_4\text{H}_6\text{O}_5$	134.0894	1/2	6.7045
Magnesium	Mg	24.312	1/2	1.2156
Magnesium carbonate	MgCO_3	84.3214	1/2	4.2161
Magnesium chloride	MgCl_2	95.2180	1/2	4.7609
Magnesium chloride hydrate	$\text{MgCl}_2 \cdot 6\text{H}_2\text{O}$	203.2370	1/2	10.1623
Magnesium oxide	MgO	40.3114	1/2	2.0156
Manganese	Mn	54.938	1/2	2.7469
Manganese sulfate	MnSO_4	150.9996	1/2	7.5500
Mercuric chloride	HgCl_2	271.4960	1/2	13.5748
Nickel	Ni	58.71	1/2	2.9356
Nitric acid	HNO_3	63.0129	1	6.3013
Oxalic acid	$\text{H}_2\text{C}_2\text{O}_4$	90.0358	1/2	4.5018
Oxalic acid hydrate	$\text{H}_2\text{C}_2\text{O}_4 \cdot 2\text{H}_2\text{O}$	126.0665	1/2	6.3033
Oxalic acid anhydride	C_2O_3	72.0205	1/2	3.6010
Phosphoric acid	H_3PO_4	97.9953	1/3	3.2665
Potassium	K	39.102	1	3.9102
Potassium bicarbonate	KHCO_3	100.1193	1	10.0119
Potassium carbonate	K_2CO_3	138.2134	1/2	6.9106
Potassium chloride	KCl	74.5550	1	7.4555
Potassium cyanide	KCN	65.1199	1	6.5120
Potassium hydroxide	KOH	56.1094	1	5.6109

Name	Formula	Atomic or molecular weight	Equivalence factor	Mass in grams
Potassium oxide	K_2O	94.2034	1/2	4.7102
Potassium tartrate	$K_2H_4C_4O_6$	226.2769	1/2	11.3139
Silver	Ag	107.87	1	10.787
Silver nitrate	$AgNO_3$	169.8749	1	16.9875
Sodium	Na	22.9898	1	2.2990
Sodium bicarbonate	$NaHCO_3$	84.0071	1	8.4007
Sodium carbonate	Na_2CO_3	105.9890	1/2	5.2995
Sodium chloride	NaCl	58.4428	1	5.8443
Sodium hydroxide	NaOH	39.9972	1	3.9997
Sodium oxide	Na_2O	61.9790	1/2	3.0990
Sodium sulfide	Na_2S	78.0436	1/2	3.9022
Succinic acid	$H_2C_4H_4O_4$	118.0900	1/2	5.9045
Sulfuric acid	H_2SO_4	98.0775	1/2	4.9039
Tartaric acid	$C_4H_6O_6$	150.0888	1/2	7.5044
Zinc	Zn	65.37	1/2	3.269
Zinc sulfate hydrate	$ZnSO_4 \cdot 7H_2O$	287.5390	1/2	14.3769

STANDARD SOLUTIONS OF OXIDATION AND REDUCTION REAGENTS

For each reagent listed, the last column of this table gives the mass in grams which is contained in a solution whose amount-of-substance concentration divided by the equivalence factor of the compound equals 0.1 mol/L. The equivalence factor given refers to the most common reactions of the reagent. In the older literature such a solution is often called a "decinormal solution" (0.1 N).

Reference

Compendium of Analytical Nomenclature (IUPAC), Pergamon Press, Oxford, 1978.

Name	Formula	Atomic or molecular weight	Equivalence factor	Mass in grams
Antimony	Sb	121.75	1/2	6.0875
Arsenic	As	74.9216	1/2	3.7461
Arsenic trisulfide	As ₂ S ₃	246.0352	1/4	6.1509
Arsenous oxide	As ₂ O ₃	197.8414	1/4	4.9460
Barium peroxide	BaO ₂	169.3388	1/2	8.4669
Barium peroxide hydrate	BaO ₂ · 8H ₂ O	313.4615	1/2	15.6730
Calcium	Ca	40.08	1/2	2.004
Calcium carbonate	CaCO ₃	100.0894	1/2	5.0045
Calcium hypochlorite	Ca(OCl) ₂	142.9848	1/4	3.5746
Calcium oxide	CaO	56.0794	1/2	2.8040
Chlorine	Cl	35.453	1	3.5453
Chromium trioxide	CrO ₃	99.9942	1/3	3.3331
Ferrous ammonium sulfate	FeSO ₄ (NH ₄)SO ₄ · 6H ₂ O	392.0764	1	39.2076
Hydroferrocyanic acid	H ₄ Fe(CN) ₆	215.9860	1	21.5986
Hydrogen peroxide	H ₂ O ₂	34.0147	1/2	1.7007
Hydrogen sulfide	H ₂ S	34.0799	1/2	1.7040
Iodine	I	126.9044	1	12.6904
Iron	Fe	55.847	1	5.5847
Iron oxide (ferrous)	FeO	71.8464	1	7.1846
Iron oxide (ferric)	Fe ₂ O ₃	159.6922	1/2	7.9846
Lead peroxide	PbO ₂	239.1888	1/2	11.9594
Manganese dioxide	MnO ₂	86.9368	1/2	4.3468
Nitric acid	HNO ₃	63.0129	1/3	2.1004
Nitrogen trioxide	N ₂ O ₃	76.0116	1/4	1.9002
Nitrogen pentoxide	N ₂ O ₅	108.0104	1/6	1.8001
Oxalic acid	C ₂ H ₂ O ₄	90.0358	1/2	4.5018
Oxalic acid hydrate	C ₂ H ₂ O ₄ · 2H ₂ O	126.0665	1/2	6.3033
Oxygen	O	15.9994	1/2	0.8000
Potassium dichromate	K ₂ Cr ₂ O ₇	294.1918	1/6	4.9032
Potassium chlorate	KClO ₃	122.5532	1/6	2.0425
Potassium chromate	K ₂ CrO ₄	194.1076	1/3	6.4733
Potassium ferrocyanide	K ₄ Fe(CN) ₆	368.3621	1	36.8362
Potassium ferrocyanide hydrate	K ₄ Fe(CN) ₆ · 3H ₂ O	422.4081	1	42.2408
Potassium iodide	KI	166.0064	1	16.6006
Potassium nitrate	KNO ₃	101.1069	1/3	3.3702
Potassium perchlorate	KClO ₄	138.5526	1/8	1.7319
Potassium permanganate	KMnO ₄	158.0376	1/5	3.1608
Sodium chlorate	NaClO ₃	106.4410	1/6	1.7740
Sodium nitrate	NaNO ₃	84.9947	1/3	2.8332
Sodium thiosulfate hydrate	Na ₂ S ₂ O ₃ · 5H ₂ O	248.1825	1	24.8183
Stannous chloride	SnCl ₂	189.5960	1/2	9.4798
Stannous oxide	SnO	134.6894	1/2	6.7345
Sulfur dioxide	SO ₂	64.0628	1/2	3.2031
Tin	Sn	118.69	1/2	5.935

ORGANIC ANALYTICAL REAGENTS FOR THE DETERMINATION OF INORGANIC SUBSTANCES

G. Ackermann, L. Sommer, and D. Thorburn Burns

Determination	Reagents	Ref.
Aluminium	Alizarin Red S	Onishi, Part II a, p 28. (5), Snell, <i>Metals I</i> , p 587. (7)
	Aluminon	Fries/Getrost, p 16. (2), Onishi, Ila, p 21. (5), Snell, <i>Metals I</i> , p 590. (7)
	Aluminon + Cetyltrimethylammonium bromide	Huaxue Shiji, 8, 85, (1986)
	Chrome Azurol S	Onishi, Part Ila, p 26. (5), Snell, <i>Metals I</i> , p 605. (7)
	Chrome Azurol S + Cetyltrimethylammonium bromide	Marczenko, p 133. (3), Snell, <i>Metals I</i> , p 606. (7)
	Chromazol KS + Cetylpyridinium bromide	<i>Analyst</i> , 107, 428, (1982).
	Eriochrome Cyanine R	Fries/Getrost, p 19. (2), Onishi, Part Ila, p 25. (5), Snell, <i>Metals I</i> , p 611. (7)
	Eriochrome Cyanine R + Cetyltrimethylammonium bromide	Snell, <i>Metals I</i> , p 613. (7), <i>Analyst</i> , 107, 1431, (1982).
8-Hydroxyquinoline		Fries/Getrost, p 22. (2), Marczenko, p 131. (3), Onishi, Part Ila, p 31. (5), Snell, <i>Metals I</i> , p 622. (7)
		Boltz, p 210 (1), Marczenko, p 413. (3), Snell, <i>Nonmetals</i> , p 604. (9)
Ammonia	Phenol + Sodium hypochlorite	Onishi, Part Ila, p 102. (5), Snell, <i>Metals I</i> , p 384. (7)
Antimony	Brilliant Green	<i>Talanta</i> , 13, 507, (1966).
	Bromopyrogallol Red	Fries/Getrost, p 32. (2), Marczenko, p 141. (3), Onishi, Part Ila, p 93. (5), Snell, <i>Metals I</i> , p 404. (7)
Arsenic	Rhodamine B	Fries/Getrost, p 36. (2)
	Silver diethyldithiocarbamate	Fries/Getrost, p 41. (2), Marczenko, p 153. (3), Onishi, Part Ila, p 153. (5), Snell, <i>Metals I</i> , p 370. (7)
Barium	Sulfonazo III	Fries/Getrost, p 46. (2), Snell, <i>Metals II</i> , p 1782. (8), Onishi, Part Ila, p 202. (5)
		Snell, <i>Metals I</i> , p 667. (7)
Beryllium	Beryllon II	Marczenko, p 163. (3), Snell, <i>Metals I</i> , p 672. (7)
	Chrome Azurol S	Marczenko, p 164. (3), Snell, <i>Metals I</i> , p 673. (7)
	Chrome Azurol S + Cetyltrimethylammonium bromide	Snell, <i>Metals I</i> , p 675. (7), <i>Talanta</i> , 31, 249, (1984).
	Eriochrome Cyanine R	Zh. <i>Anal. Khim.</i> , 33, 1298, (1978).
	Eriochrome Cyanine R + Cetyltrimethylammonium bromide	
Bismuth	Dithizone	Onishi, Part Ila, p 262. (5), Snell, <i>Metals I</i> , p 303. (7)
	Pyrocatechol Violet	Fres. <i>Z. Anal. Chem.</i> , 186, 418, (1962).
	Pyrocatechol Violet + Cetyltrimethylammonium bromide	Zh. <i>Anal. Khim.</i> , 38, 216, (1983).
	Thiourea	Onishi, Part Ila, p 260. (5), Snell, <i>Metals I</i> , p 317. (7)
Boron	Xylenol Orange	Fries/Getrost, p 57. (2), Marczenko, p 172. (3), Snell, <i>Metals I</i> , p 320. (7)
	Azomethine H	Snell, <i>Nonmetals</i> , p 165. (9)
	Carminic acid	Boltz, p 14. (1), Fries/Getrost, p 65. (2), Snell, <i>Nonmetals</i> , p 170. (9), Williams, p 35. (11)
	Curcumin	Boltz, p 8. (1), Fries/Getrost, p 68. (2), Marczenko, p 180. (3), Snell, <i>Nonmetals</i> , p 180. (9), Fres. <i>Z. Anal. Chem.</i> , 323, 266, (1986).
	Methylene Blue	Boltz, p 21. (1), Marczenko, p 183. (3), Snell, <i>Nonmetals</i> , p 205. (9), <i>Talanta</i> , 31, 547, (1984).
Bromide	Fluorescein	Boltz, p 48. (1), Snell, <i>Nonmetals</i> , p 276., Fres. <i>Z. Anal. Chem.</i> , 301, 28 (1980).
	Phenol Red	Boltz, p 44. (1), Marczenko, p 190. (3), Snell, <i>Nonmetals</i> , p 28. (9)
Cadmium	2-(5-Bromo-2-pyridylazo)-5-diethylaminophenol	Marczenko, p 197. (3)
	Cadion	Onishi, Part Ila, p 323. (5)
	Dithizone	Fries/Getrost, p 78. (2), Onishi, Part Ila, p 315. (5), Snell, <i>Metals I</i> , p 279. (7), West, p 25. (10).
Calcium	4-(2-Pyridylazo)resorcinol	Fres. <i>Z. Anal. Chem.</i> , 310, 51, (1982).
	Chlorophosphonazo III	Marczenko, p 207. (3), Snell, <i>Metals II</i> , p 1744. (8)
	Glyoxal-bis(2-hydroxyanil)	Fries/Getrost, p 86. (2), Onishi, Part Ila, p 352. (5), Snell, <i>Metals I</i> , p 1762. (8)
	Murexide	Onishi, Part Ila, p 357. (5), Snell, <i>Metals II</i> , p 1769. (8)
Cerium	Phthalein Purple	<i>Anal. Chim. Acta</i> , 34, 71 (1966).
	N-benzoyl-N-phenylhydroxylamine	<i>Anal. Chim. Acta</i> , 48, 155, (1969).

Determination	Reagents	Ref.
	8-Hydroxyquinoline	Fries/Getrost, p 93. (2), Marczenko, p 220. (3), Onishi, Part IIa, p 383. (7)
Chlorine	<i>N,N</i> -Diethyl-1,4-phenylenediamine	Boltz, p 92. (1), Fries/Getrost, p 101. (2), Snell, <i>Nonmetals</i> , p 225. (9), <i>Analyst</i> , 90, 187, (1965).
Chromium	1,5-Diphenylcarbazide	Fries/Getrost, p 105. (2), Onishi, Part IIa, p 412. (5), Snell, <i>Metals I</i> , p 714. (7), West, p 12. (10)
	4-(2-Pyridylazo)resorcinol	Snell, <i>Metals I</i> , p 736. (7), West, p 17. (10)
	4-(2-Pyridylazo)resorcinol + Tetradecyldimethylbenzylammonium chloride	West, p 17. (10), <i>Anal. Chim. Acta</i> , 67, 297, (1973).
	4-(2-Pyridylazo)resorcinol + Hydrogen peroxide	Fres. <i>Z. Anal. Chem.</i> , 304, 382, (1980).
Cobalt	Nitroso-R salt	Fries/Getrost, p 118. (2), Onishi, Part IIa, p 454. (5), Snell, <i>Metals I</i> , p 953. (7)
	1-Nitroso-2-naphthol	Fries/Getrost, p 111. (2), Marczenko, p 246. (3), Snell, <i>Metals I</i> , p 947. (5)
	2-Nitroso-1-naphthol	Fries/Getrost, p 113. (2), Onishi, Part IIa, p 459. (5), Snell, <i>Metals I</i> , p 949. (7), West, p 45. (10)
	4-(2-Pyridylazo)resorcinol	Snell, <i>Metals I</i> , p 969. (7), West, p 44. (10)
	4-(2-Pyridylazo)resorcinol + Diphenylguanidine	<i>Zh. Anal. Khim.</i> , 35, 1306, (1980).
Copper	Bathocuproine	Fries/Getrost, p 135. (2), Snell, <i>Metals I</i> , p 148. (7)
	Bathocuproine disulfonic acid	Fries/Getrost, p 137. (2), West, p 52. (10)
	Dithizone	Marczenko, p 258. (3), Onishi, Part IIa, p 529. (5), Snell, <i>Metals I</i> , p 199. (7)
	Neocuproine	Snell, <i>Metals I</i> , p 217. (5), West, p 51. (10)
	Cuprizone	Onishi, Part IIa, p 534. (5), Snell, <i>Metals I</i> , p 157. (7), West, p 53. (10)
	4-(2-pyridylazo)resorcinol + Tetradecyldimethylbenzylammonium chloride	<i>Anal. Chim. Acta</i> , 138, 321, (1982).
Cyanide	Barbituric Acid + Pyridine	Fries/Getrost, p 153. (2), Snell, <i>Nonmetals</i> , p 653. (9)
	Barbituric Acid + Pyridine-4-carboxylic acid	<i>Anal. Chim. Acta</i> , 99, 197, (1978).
Fluoride	Alizarin Fluorine blue + Lanthanum(III) ion	Boltz, p 129. (1), Fries/Getrost, p 158. (2), Snell, <i>Nonmetals</i> , p 333. (9), Williams, p 354. (11)
	Eriochrome Cyanine R + Zirconium(IV) ion	Boltz, p 119. (1), Snell, <i>Nonmetals</i> , p 359. (2), Williams, p 357. (11)
Gallium	Pyrocatechol violet + Diphenylguanidine	Snell, <i>Metals I</i> , p 500. (7)
	8-Hydroxyquinoline	Onishi Pt IIa, p 582. (5), Snell, <i>Metals I</i> , p 505. (7)
	1-(2-Pyridylazo)-2-naphthol	Snell, <i>Metals I</i> , p 512. (7)
	4-(2-Pyridylazo)resorcinol	Snell, <i>Metals I</i> , p 513. (7)
	Rhodamine B	Marczenko, p 284. (3), Onishi, Part IIa, p 578. (5), Snell, <i>Metals I</i> , p 515. (7)
	Xylenol Orange	Fries/Getrost, p 166. (2), Snell, <i>Metals I</i> , p 523. (7)
	Xylenol Orange + 8-Hydroxyquinoline	<i>Zh. Anal. Khim.</i> , 26, 75, (1971).
Germanium	Brilliant Green + Molybdate	Snell, <i>Metals I</i> , p 562. (7)
	Phenylfluorone	Fries/Getrost, p 168. (2), Marczenko, p 292. (3), Onishi, Part IIa, p 607. (5), Snell, <i>Metals I</i> , p 570. (7)
Gold	5-(4-Diethylaminobenzylidene) rhodanine	Fries/Getrost, p 173. (2), Onishi, Part IIa, p 631. (5), Snell, <i>Metals II</i> , p 1516. (8)
	Rhodamine B	Fries/Getrost, p 175. (2), Marczenko, p 301. (3), Onishi, Part IIa, p 637. (5), Snell, <i>Metals II</i> , p 513. (8)
Hafnium	Arsenazo III	Snell, <i>Metals II</i> , p 1184. (8), <i>Talanta</i> , 19, 807, (1972).
Indium	Bromopyrogallol Red	Snell, <i>Metals I</i> , p 469. (7)
	Chrome Azurol S	Snell, <i>Metals I</i> , p 474. (7)
	Chrome Azurol S + Cetyltrimethylammonium bromide	<i>Anal. Chim. Acta</i> , 67, 107, (1973).
	Dithizone	Fries/Getrost, p 179. (2), Onishi, Part IIa, p 672. (5), Snell, <i>Metals I</i> , p 474. (7)
	8-Hydroxyquinoline	Onishi, Part IIa, p 670. (5), Snell, <i>Metals I</i> , p 475. (7)
	1-(2-Pyridylazo)-2-naphthol	Snell, <i>Metals I</i> , p 480. (7)
	4-(2-Pyridylazo)resorcinol	Marczenko, p 309. (3), Snell, <i>Metals I</i> , p 480. (7)
Iodide	Neocuproine + Copper(II)	<i>Anal. Chim. Acta</i> , 69, 321, (1974).
Iodine	Starch	Boltz, p 162. (1), Marczenko, p 316. (3), Snell, <i>Nonmetals</i> , p 307. (9)
Iridium	Rhodamine 6G + Tin(II)	Marczenko, p 323. (3)
	<i>N,N</i> -Dimethyl-4-nitrosoaniline	<i>Anal. Chem.</i> , 27, 1776, (1955).
Iron	Bathophenanthroline	Fries/Getrost, p 189. (2), Onishi, Part IIa, p 729. (5), Snell, <i>Metals I</i> , p 763. (7)
	Bathophenanthroline disulfonic acid	Fries/Getrost, p 191. (2), Snell, <i>Metals I</i> , p 772. (7)

Determination	Reagents	Ref.
	2,2'-Bipyridyl	Snell, <i>Metals I</i> , p 750. (7)
	Chrome Azurol S + Cetyltrimethylammonium bromide	Snell, <i>Metals I</i> , p 757. (7), <i>Coll. Czech. Chem. Comm.</i> , 45, 2656, (1980).
	1,10-Phenanthroline	Fries/Getrost, p 199. (2), Marczenko, p 331. (3), Onishi, Part IIa, p 725. (5), Snell, <i>Metals I</i> , p 795. (7)
	1,10-Phenanthroline + Bromothymol Blue	<i>Zh. Anal. Khim.</i> , 25, 1348, (1970).
	Ferrozine	Onishi, Part IIa, p 730. (5), Snell, <i>Metals I</i> , p 783. (7)
Lanthanum	Arsenazo III	Marczenko, p 468. (3), Snell, <i>Metals II</i> , p 1910. (8)
Lead	Dithizone	Fries/Getrost, p 207. (2), Onishi, Part IIa, p 824. (5), Snell, <i>Metals I</i> , p 2. (7), West, p 34. (10)
	Sodium diethyldithiocarbamate	Fries/Getrost, p 214. (2), Snell, <i>Metals I</i> , p 27. (7)
	4-(2-Pyridylazo)resorcinol	Fries/Getrost, p 220. (2), Marczenko, p 347. (3), Snell, <i>Metals I</i> , p 34. (7)
Lithium	Thoron	Onishi, Part IIa, p 863. (5), Snell, <i>Metals II</i> , p 1726. (8), <i>Talanta</i> , 30, 587, (1983).
Magnesium	Eriochrome Black T	Fries/Getrost, p 226. (2), Marczenko, p 355. (3), Onishi, Part IIb, p 13. (6), Snell, <i>Metals II</i> , p 1932. (8)
	8-Hydroxyquinoline	Onishi, Part IIb, p 11. (6), Snell, <i>Metals II</i> , p 1938. (8)
	8-Hydroxyquinoline + Butylamine	Fries/Getrost, p 228. (2), Snell, <i>Metals II</i> , p 1938. (8)
	Titan Yellow	Fries/Getrost, p 234. (2), Marczenko, p 352. (3), Snell, <i>Metals II</i> , p 1945. (8)
	Xylidyl Blue	Fries/Getrost, p 231. (2), Onishi, Part IIb, p 14. (6), Snell, <i>Metals II</i> , p 1950. (8)
Manganese	Formaloxime	Fries/Getrost, p 236. (2), Marczenko, p 364. (3), Onishi Part IIb, p 38. (6), Snell, <i>Metals II</i> , 1010. (8)
Mercury	Dithizone	Fries/Getrost, p 243. (2), Marczenko, p 373. (3), Onishi, Part IIb, p 66. (6), Snell, <i>Metals I</i> , p 107. (7), West, p 29. (10)
	Michler's thioiketone	Marczenko, p 375. (3), Snell, <i>Metals I</i> , p 126. (7)
	Xylenol Orange	<i>Talanta</i> , 16, 1023, (1969)
Molybdenum	Bromopyrogallol Red + Cetylpyridium chloride	West, p 58. (10)
	Phenylfluorone	Snell, <i>Metals II</i> , p 1311. (8), <i>Microchem. J.</i> , 31, 56, (1985).
	Toluene-3,4-dithiol	Fries/Getrost, p 251. (2), Marczenko, p 384. (3), Onishi, Part IIb, p 96. (6), Snell, <i>Metals II</i> , p 1301. (8)
Nickel	2-(5-Bromo-2-pyridylazo)-5-diethylaminophenol	Marczenko, p 397. (3), <i>Talanta</i> 28, 189, (1981).
	Dimethylglyoxime	Fries/Getrost, p 263. (2), Marczenko, p 393. (3), Onishi, Part IIb, p 125. (6), Snell, <i>Metals I</i> , p 887. (7)
	Dimethylglyoxime + Oxidant	Fries/Getrost, p 263. (2), Onishi, Part IIb, p 125. (6), Snell, <i>Metals I</i> , p 887. (7)
	2,2'-Furildioxime	Marczenko, p 396. (3), Snell, <i>Metals I</i> , p 904. (7)
	2-(2-Pyridylazo)-2-naphthol	Snell, <i>Metals I</i> , p 910. (7)
	4-(2-Pyridylazo)resorcinol	Snell, <i>Metals I</i> , p 911. (7), West, p 39. (10), <i>Anal. Chim. Acta</i> , 82, 431, (1976).
Niobium	<i>N</i> -Benzoyl- <i>N</i> -phenylhydroxylamine	Snell, <i>Metals II</i> , p 1425. (8)
	Pyrocatechol + EDTA or 2,2'-Bipyridyl or 1-(2-thenoyl)-3,3,3-trifluoroacetone	Snell, <i>Metals II</i> , p 1427. (8)
	Bromopyrogallol red	Marczenko, p 407. (3), Snell, <i>Metals II</i> , p 1426. (8)
	Bromopyrogallol red + Cetylpyridinium chloride	<i>Talanta</i> , 32, 189, (1985).
	4-(2-Pyridylazo)resorcinol	Fries/Getrost, p 274. (2), Marczenko, p 406. (3), Onishi, Part IIb, p 160. (7), Snell, <i>Metals II</i> , p 1447. (8)
	Sulfochlorophenol S	Onishi, Part IIb, p 161. (7), Snell, <i>Metals II</i> , p 1430. (8)
	Xylenol Orange	Onishi, Part IIb, p 164. (7)
Nitrate	Brucine	Boltz, p 227. (1), Fries/Getrost, p 280. (2), Snell, <i>Nonmetals</i> , p 546. (9)
	Chromotropic acid	Boltz, p 229. (1), Fries/Getrost, p 281. (2), Snell, <i>Nonmetals</i> , p 548. (9), Williams, p 132. (11), <i>Fres. Z. Anal. Chem.</i> , 320, 490, (1985).
	Sulfanilamide + <i>N</i> -(1-Naphthyl)ethylenediamine dihydrochloride	Fries/Getrost, p 279. (2), Snell, <i>Nonmetals</i> , p 559. (9)
Nitrite	Sulfanilamide + <i>N</i> -(1-Naphthyl)ethylenediamine dihydrochlorine	Boltz, p 241. (1), Snell, <i>Nonmetals</i> , p 585. (8), <i>Analyst</i> , 109, 1281, (1984).
	Sulfanilic acid + 1-Naphthylamine	Boltz, p 237. (1), Fries/Getrost, p 285. (2), Marczenko, p 419. (3), Snell, <i>Nonmetals</i> , p 586. (9)
Osmium	1,5-Diphenylcarbazide	Marczenko, p 428. (3)
Palladium	2-(5-Bromo-2-pyridylazo)-5-diethylaminophenol	<i>Talanta</i> , 33, 939, (1986).

Determination	Reagents	Ref.
	Dithizone	Marczenko, p 440. (3), Onishi, Part IIB, p 227. (6), Snell, <i>Metals II</i> , p 1577. (8)
	2-Nitroso-1-naphthol	Fries/Getrost, p 294. (2), Onishi, Part IIB, p 226. (6), Snell, <i>Metals II</i> , p 1581. (8)
Phosphate	4-(2-Pyridylazo)resorcinol	Snell, <i>Metals II</i> , p 1583. (8) <i>Analyst</i> , 107, 708, (1982).
	Rhodamine B + Molybdate	Snell, <i>Nonmetals</i> , p 103. (9)
	Malachite Green + Molybdate	Snell, <i>Nonmetals</i> , p 12. (9), <i>Analyst</i> , 108, 361, (1983).
Platinum	Sulfochlorophenolazorhodamine	Onishi, Part IIB, p 253. (6), <i>Talanta</i> , 34, 87, (1987).
	Dithizone	Fries/Getrost, p 300. (2), Onishi, Part IIB, p 253. (6), Snell, <i>Metals II</i> , p 1534. (8)
Rare Earths	2-Mercaptobenzothiazole	Fries/Getrost, p 302. (2), <i>Zh. Anal. Khim.</i> , 24, 1172, (1969).
	Arsenazo I	Marczenko, p 470. (3), Onishi, Part IIA, p 785. (5), Snell, <i>Metals II</i> , p 1857. (8)
	Arsenazo III	Fries/Getrost, p 309. (2), Marczenko, p 468. (3), Onishi, Part IIA, p 786. (5), Snell, <i>Metals II</i> , p 1862. (8)
	Xylenol Orange	Onishi, Part IIA, p 787. (5), Snell, <i>Metals II</i> , p 1874. (8)
Rhenium	2,2'-Furildioxime	Fries/Getrost, p 310. (2), Marczenko, p 481. (3), Onishi, Part IIB, p 288. (6), Snell, <i>Metals II</i> , p 1659. (8)
Rhodium	1-(2-Pyridylazo)-2-naphthol	Fries/Getrost, p 311. (2), Snell, <i>Metals II</i> , p 1553. (8)
Ruthenium	1,10-Phenanthroline	Onishi, Part IIB, p 331. (6), Snell, <i>Metals II</i> , p 1623. (8)
	Thiourea	Fries/Getrost, p 318. (2), Onishi, Part IIB, 329. (6), Snell, <i>Metals II</i> , p 1626. (8)
Scandium	1,4-Diphenylthiosemicarbazide	Marczenko, p 493. (3), Onishi, Part IIB, p 330. (8)
	Alizarin red S	Fries/Getrost, p 319. (2), Onishi, Part IIB, p 360. (6), Snell, <i>Metals I</i> , p 536. (7)
	Arsenazo III	Onishi, Part IIB, p 359. (6), Snell, <i>Metals I</i> , p 539. (7)
	Chrome Azurol S	Snell, <i>Metals I</i> , p 551. (7), <i>Anal. Chim. Acta</i> , 159, 309, (1984).
	Xylenol Orange	Marczenko, p 501. (3), Onishi, Part IIB, p 357. (6), Snell, <i>Metals I</i> , p 547. (7)
Selenium	3,3'-Diaminobenzidine	Boltz, p 391. (1), Fries/Getrost, p 323. (2), Marczenko, p 508. (3), Snell, <i>Nonmetals</i> , p 490. (9), West, p 4. (10).
	2,3-Diaminonaphthaline	Snell, <i>Nonmetals</i> , p 501. (9)
Silver	Dithizone	Fries/Getrost, p 328. (2), Marczenko, p 524. (3), Onishi, Part IIB, p 379. (6), Snell, <i>Metals I</i> , p 82. (7)
	Eosin + 1,10-Phenanthroline	Snell, <i>Metals I</i> , p 93. (7)
Sulfate	Methylthymol blue + Barium (II)	Snell, <i>Nonmetals</i> , p 457. (9)
Sulfide	N,N'-Dimethyl-1,4-phenylenediamine	Boltz, p 483. (1), Fries/Getrost, p 344. (2), Snell, <i>Nonmetals</i> , p 400. (9), Williams, p 578. (11)
Sulfite	Pararosaniline + Formaldehyde	Boltz, p 478. (1), Marczenko, p 540. (3), Snell, <i>Nonmetals</i> , p 430. (9), Williams, p 591. (11)
Tantalum	Methyl Violet	Marczenko, p 551. (3), Snell, <i>Metals II</i> , p 1485. (8)
	4-(2-Pyridylazo)resorcinol	Snell, <i>Metals II</i> , p 1488. (8)
	Phenylfluorone	Onishi, Part IIB, p 166. (6), Snell, <i>Metals II</i> , p 1486. (8)
Tellurium	Diethyldithiocarbamate	Boltz, p 402. (1), Fries/Getrost, p 348. (2), Snell, <i>Nonmetals</i> , p 533. (9), Williams, p 220. (10)
	Bismuthiol II	Boltz, p 401. (1), Marczenko, p 557. (3), Snell, <i>Nonmetals</i> , p 524. (9)
Thallium	Brilliant green	Fries/Getrost, p 352. (2), Marczenko, p 567. (3), Onishi, Part IIB, p 426. (6), Snell, <i>Metals I</i> , p 45. (7)
	Dithizone	Fries/Getrost, p 355. (2), Onishi, Part IIB, p 426. (6), Snell, <i>Metals I</i> , p 54. (7)
	Rhodamine B	Fries/Getrost, p 354. (2), Marczenko, p 566. (3), Onishi, Part IIB, p 424. (6), Snell, <i>Metals I</i> , p 63. (7)
Thorium	Arsenazo III	Fries/Getrost, p 360. (2), Marczenko, p 575. (3), Onishi, Part IIB, p 460. (6), Snell, <i>Metals II</i> , p 1820. (8)
	Thoron	Marczenko, p 574. (3), Onishi, Part IIB, p 463. (6), Snell, <i>Metals I</i> , p 1835. (7)
	Xylenol Orange	Snell, <i>Metals I</i> , p 1852. (7)
	Xylenol Orange + Cetyltrimethylammonium bromide	<i>Talanta</i> , 26, 499, (1979).
Tin	Pyrocatechol violet (and + Cetyltrimethylammonium bromide)	Marczenko, p 585. (3), Onishi, Part IIB, p 501. (6), Snell, <i>Metals I</i> , p 422. (7)
	Gallein	Onishi, Part IIB, p 507, 510. (6), Snell, <i>Metals I</i> , p 432. (7)
	Phenylfluorone	Fries/Getrost, p 368. (2), Marczenko, p 582. (3), Onishi, Part IIB, p 497. (6), Snell, <i>Metals I</i> , p 444. (7)

Determination	Reagents	Ref.
	Toluene-3,4-dithiol + Dispersant	Fries/Getrost, p 366. (2), Onishi, Part IIb, p 502. (6), Snell, <i>Metals I</i> , p 427. (7)
Titanium	Chromotropic acid	Marczenko, p 593. (3), Onishi, Part IIb, p 551. (6), Snell, <i>Metals II</i> , p 1080. (8)
	Diantipyrinylmethane	Onishi, Part IIb, p 545. (6), Snell, <i>Metals II</i> , 1085. (8)
	Tiron	Fries/Getrost, p 376. (2), Onishi, Part IIb, p 549. (6), Snell, <i>Metals II</i> , p 1114. (8)
Tungsten	Pyrocatechol Violet	Snell, <i>Metals II</i> , p 1265. (8)
	Tetraphenylarsonium chloride + Thiocyanate	Onishi, Part IIb, p 596. (6), Snell, <i>Metals II</i> , p 1278. (8)
	Toluene-3,5-dithiol	Marczenko, p 605. (3), Onishi, Part IIb, p 590. (6), Snell, <i>Metals II</i> , p 1267. (8)
Uranium	Arsenazo III	Marczenko, p 611. (3), Onishi, Part IIb, p 627. (6), Snell, <i>Metals II</i> , p 1356. (8)
	2-(5-Bromo-2-pyridylazo)diethylaminophenol	Fries/Getrost, p 388. (2), Onishi, Part IIb, p 625. (6)
	Chlorophosphonazo III	Snell, <i>Metals II</i> , p 1367. (8), <i>Fres. Z. Anal. Chem.</i> , 306, 110, (1981).
	1-(2-Pyridylazo)-2-naphthol	Fries/Getrost, p 386. (2), Onishi, Part IIb, p 625. (6), Snell, <i>Metals II</i> , p 1387. (8)
Vanadium	N-Benzoyl-N-phenylhydroxylamine	Fries/Getrost, p 395. (2), Marczenko, p 625. (3), Snell, <i>Metals II</i> , p 1196. (8)
	8-Hydroxyquinoline	Marczenko, p 623. (3), Snell, <i>Metals II</i> , p 1209. (8)
	4-(2-pyridylazo)resorcinol	Fries/Getrost, p 404. (2), Marczenko, p 628. (3), Onishi, Part IIb, p 625. (6), Snell, <i>Metals II</i> , p 1226. (8)
Yttrium	Alizarin Red S	Fries/Getrost, p 406. (2), Onishi, Part IIa, p 784. (5), Snell, <i>Metals II</i> , p 1919. (8)
	Arsenazo III	Marczenko, p 468. (3), Onishi, Part IIa, p 786. (5), Snell, <i>Metals II</i> , p 1921. (8)
	Xylenol Orange	Fries/Getrost, p 406. (2), Onishi, Part IIa, p 787. (5), Snell, <i>Metals II</i> , p 1923. (8)
Zinc	Dithizone	Fries/Getrost, p 408. (2), Marczenko, p 637. (3), Onishi, Part IIb, p 708. (6), Snell, <i>Metals II</i> , p 1042. (8)
	1-(2-Pyridylazo)-2-naphthol	Marczenko, p 639. (3), Onishi, Part IIb, p 719. (6), Snell, <i>Metals II</i> , p 1056. (8)
	Xylenol Orange	Fries/Getrost, p 417. (2), Snell, <i>Metals II</i> , p 1062. (8), <i>Talanta</i> , 26, 693, (1979).
	Zircon	Fries/Getrost, p 412. (2), Onishi, Part IIb, p 719. (6), Snell, <i>Metals II</i> , p 1063. (8), West, p 23. (10)
Zirconium	Alizarin Red S	Fries/Getrost, p 421. (2), Marczenko, p 647. (3), Onishi, Part IIb, p 763. (6), Snell, <i>Metals II</i> , p 1136. (8)
	Arsenazo III	Fries/Getrost, p 421. (2), Onishi, Part IIb, p 770. (6), Snell, <i>Metals II</i> , p 1143. (8)
	Pyrocatechol Violet	Onishi, Part IIb, p 771. (6), Snell, <i>Metals II</i> , p 1149. (8)
	Morin	Fries/Getrost, p 424. (2), Onishi, Part IIb, p 765. (6), Snell, <i>Metals II</i> , p 1158. (8)
	Xylenol Orange	Fries/Getrost, p 419. (2), Marczenko, p 648. (3), Onishi, Part IIb, p 767. (6), Snell, <i>Metals II</i> , p 1167. (8)

Reviews

- Sommer, L., Ackermann, G., Thorburn Burns, D., and Savvin, S. B., *Pure and Applied Chem.*, 62, 2147, 1990.
- Sommer, L., Ackermann, G., and Thorburn Burns, D., *Pure and Applied Chem.*, 62, 2323, 1990
- Sommer, L., Komarek, J., and Thorburn Burns, D., *Pure and Applied Chem.*, 64, 213, 1992.
- Savvin, S. B., *Crit. Rev. Anal. Chem.*, 8, 55, 1979.

Monographs

- Boltz, D. F., and Howell, J. A., *Colorimetric Determination of Nonmetals*, 2nd ed, Wiley, New York, 1978.
- Fries, J. and Getrost, H., *Organic Reagents for Trace Analysis*, E Merck, Darmstadt, 1977.
- Marczenko, Z., *Separation and Spectrophotometric Determination of Elements*, Ellis Horwood, Chichester, 1986.
- Sandell, E. B. and Onishi, H., *Photometric Determination of Traces of Metals. General Aspects, Part I*, 4th ed, J. Wiley, New York, 1978.
- Onishi, H., *Photometric Determination of Traces of Metals. Part IIa: Individual Metals, Aluminium to Lithium*, 4th ed, J. Wiley, New York, 1986.
- Onishi, H., *Photometric Determination of Traces of Metals. Part IIb: Individual Metals, Magnesium to Zinc*, 4th ed, J. Wiley, New York, 1989.
- Snell, F. D., *Photometric and Fluorimetric Methods of Analysis, Metals Part I*, J. Wiley, New York, 1978.
- Snell, F. D., *Photometric and Fluorimetric Methods of Analysis, Metals Part 2*, J. Wiley, New York, 1978.
- Snell, F. D., *Photometric and Fluorimetric Methods of Analysis, Nonmetals*, J. Wiley, New York, 1981.
- West, T. S. and Nürnberg, H. W., Eds., *The Determination of Trace Metals in Natural Waters*, Blackwell, Oxford, 1988.
- Williams, W. J., *Handbook of Anion Determination*, Butterworth, London, 1979.
- Townshend, A., Burns, D. T., Guilbault, G. G., Lobinski, R., Marczenko, Z., Newman, E., and Onishi, H., *Dictionary of Analytical Reagents*, Chapman & Hall, London, 1993.

ACID-BASE INDICATORS

A. K. Covington

The first part of this table lists some common acid-base indicators in alphabetical order along with the approximate pH range(s) at which a color change occurs. Following this is a table of the same indicators ordered by pH range, which includes the nature of the color change, instructions on preparation of the indicator solution, and the acid dissociation constant pK , when available.

The color code is:

C = colorless A = amber B/G = blue-green
 Pk = pink Y = yellow V = violet
 R = red B = blue P = purple
 O = orange

Reference

Bishop, E., Ed., *Indicators*, Pergamon, Oxford, 1972.

Indicator	pH Range	Indicator	pH Range
Alizarin	5.6-7.2; 11.0-12.4	Ethyl bis(2,4-dimethylphenyl)ethanoate	8.4-9.6
Alizarin Red S	4.6-6.0	Ethyl Orange	3.4-4.8
Alizarin Yellow R	10.1-12.0	Ethyl Red	4.0-5.8
Benzopurpurine 4B	2.2-4.2	Ethyl Violet	0.0-2.4
4,4'-Bis(2-amino-1-naphthylazo)-2,2'-stilbenedisulfonic acid	3.0-4.0	5,5'-Indigodisulfonic acid, disodium salt	11.4-13.0
4,4'-Bis(4-amino-1-naphthylazo)-2,2'-stilbenedisulfonic acid	8.0-9.0	Malachite Green	0.2-1.8
Brilliant Yellow	6.6-7.8	Metacresol Purple	1.2-2.8; 7.4-9.0
Bromocresol Green	3.8-5.4	Metanil Yellow	1.2-2.4
Bromocresol Purple	5.2-6.8	Methyl Green	0.2-1.8
Bromophenol Blue	3.0-4.6	Methyl Orange	3.2-4.4
Bromothymol Blue	6.0-7.6	Methyl Red	4.8-6.0
Chlorophenol Red	5.2-6.8	Methyl Violet	0.0-1.6
Clayton Yellow	12.2-13.2	<i>p</i> -Naphtholbenzein	8.2-10.0
Congo Red	3.0-5.0	Neutral Red	6.8-8.0
<i>o</i> -Cresolphthalein	8.2-9.8	<i>p</i> -Nitrophenol	5.4-6.6
Cresol Red	0.0-1.0; 7.0-8.8	<i>m</i> -Nitrophenol	6.8-8.6
Crystal Violet	0.0-1.8	Orange IV	1.4-2.8
Curcumin (Turmaric)	7.4-8.6	Paramethyl Red	1.0-3.0
<i>p</i> -(2,4-Dihydroxyphenylazo) benzenesulfonic acid, sodium salt	11.4-12.6	Phenolphthalein	8.2-10.0
<i>p</i> -Dimethylaminoazobenzene	2.8-4.4	Phenol Red	6.6-8.0
4-(4-Dimethylamino-1-naphylazo)-3-methoxybenzenesulfonic acid	3.5-4.8	4-Phenylazodiphenylamine	1.2-2.6
2-(<i>p</i> -Dimethylamino-phenylazo)pyridine	0.2-1.8; 4.4-5.6	4-Phenylazo-1-naphthylamine	4.0-5.6
<i>N,N</i> -Dimethyl- <i>p</i> -(<i>m</i> -tolylazo)aniline	2.6-4.8	Propyl Red	4.8-6.6
2,4-Dinitrophenol	2.0-4.7	Quinaldine Red	1.4-3.2
2-(2,4-Dinitrophenylazo)-1-naphthol-3,6-disulfonic acid, disodium salt	6.0-7.0	Resazurin	3.8-6.4
6,8-Dinitro-2,4-(1 <i>H</i>)quinazolinone	6.4-8.0	Resorcin Blue	4.4-6.2
Erythrosin, disodium salt	2.2-3.6	Tetrabromophenolphthalein ethyl ester, potassium salt	3.0-4.2
4-(<i>p</i> -Ethoxyphenylazo)- <i>m</i> -phenylene-diamine monohydrochloride	4.4-5.8	Thymol Blue	1.2-2.8; 8.0-9.6
		Thymolphthalein	9.4-10.6
		4- <i>o</i> -Tolylazo- <i>o</i> -toluidine	1.4-2.8
		1,3,5-Trinitrobenzene	12.0-14.0
		2,4,6-Trinitrotoluene	11.5-13.0
		Turmaric	7.4-8.6

pH range	Color change	Indicator	pK	Preparation
0.0-1.0	R-Y	Cresol Red		0.1 g in 26.2 mL 0.01 M NaOH + 223.8 mL water
0.0-1.6	Y-B	Methyl Violet		0.01-0.05% in water
0.0-1.8	Y-B	Crystal Violet		0.02% in water
0.0-2.4	Y-B	Ethyl Violet		0.1 g in 50 mL 50% v/v methanol-water
0.2-1.8	Y-B/G	Malachite Green	1.3	water
0.2-1.8	Y-B	Methyl Green		0.1% in water
0.2-1.8	Y-R	2-(<i>p</i> -Dimethylaminophenylazo)pyridine		0.1% in ethanol
1.0-3.0	R-Y	Paramethyl Red		ethanol
1.2-2.4	R-Y	Metanil Yellow		0.01% in water
1.2-2.6	R-Y	4-Phenylazodiphenylamine		0.01 g in 1 mL 1 M HCl + 50 mL ethanol + 49 mL water
1.2-2.8	R-Y	Thymol Blue	1.65	0.1 g in 21.5 mL 0.01 M NaOH + 228.5 mL water
1.2-2.8	R-Y	Metacresol Purple	1.51	0.1 g in 26.2 mL 0.01 M NaOH + 223.8 mL water
1.4-2.8	R-Y	Orange IV		0.01% in water
1.4-2.8	O-Y	4- <i>o</i> -Tolylazo- <i>o</i> -toluidine		water
1.4-3.2	C-R	Quinaldine Red	2.63	1% in ethanol
2.0-4.7	C-Y	2,4-Dinitrophenol	3.96	sat. solution in water
2.2-3.6	O-R	Erythrosin, disodium salt		0.1% in water
2.2-4.2	V-R	Benzopurpurine 4B		0.1% in water
2.6-4.8	R-Y	<i>N,N</i> -Dimethyl- <i>p</i> -(<i>m</i> -tolylazo)aniline		0.1% in water
2.8-4.4	R-Y	<i>p</i> -Dimethylaminoazobenzene		0.1 g in 100 mL 90% v/v ethanol-water
3.0-4.0	P-R	4,4'-Bis(2-amino-1-naphthylazo)-2,2'-stilbenedisulfonic acid		0.1 g in 5.9 mL 0.05 M NaOH + 94.1 mL water
3.0-4.2	Y-B	Tetrabromophenolphthalein ethyl ester, potassium salt		0.1% in ethanol
3.0-4.6	Y-B	Bromophenol Blue	4.10	0.1 g in 14.9 mL 0.01 M NaOH + 235.1 mL water
3.0-5.0	B-R	Congo Red		0.1% in water
3.2-4.4	R-Y	Methyl Orange	3.46	0.1% in water
3.4-4.8	R-Y	Ethyl Orange	4.34	0.05-0.2% in water or aqueous ethanol
3.5-4.8	V-Y	4-(4-Dimethylamino-1-naphthylazo)-3-methoxybenzenesulfonic acid		0.1% in 60% ethanol-water
3.8-5.4	Y-B	Bromocresol Green	4.90	0.1 g in 14.3 mL 0.01 M NaOH + 235.7 mL water
3.8-6.4	O-V	Resazurin		water
4.0-5.6	R-Y	4-Phenylazo-1-naphthylamine		0.1% in ethanol
4.0-5.8	C-R	Ethyl Red	5.42	0.1 g in 100 mL 50% v/v methanol-water 0.1% in ethanol
4.4-5.6	R-Y	2-(<i>p</i> -Dimethylaminophenylazo)pyridine		0.1% in ethanol
4.4-5.8	O-Y	4-(<i>p</i> -Ethoxyphenylazo)- <i>m</i> -phenylenediamine monohydrochloride		0.1% in water
4.4-6.2	R-B	Resorcin Blue		0.2% in ethanol
4.6-6.0	Y-R	Alizarin Red S		water
4.8-6.0	R-Y	Methyl Red	5.00	0.02 g in 100 mL 60% v/v ethanol-water
4.8-6.6	R-Y	Propyl Red	5.48	ethanol
5.2-6.8	Y-P	Bromocresol Purple	6.40	0.1 g in 18.5 mL 0.01 M NaOH + 231.5 mL water
5.2-6.8	Y-R	Chlorophenol Red	6.25	0.1 g in 23.6 mL 0.01 M NaOH + 226.4 mL water
5.4-6.6	C-Y	<i>p</i> -Nitrophenol	7.15	0.1% in water
5.6-7.2	Y-R	Alizarin		0.1% in methanol
6.0-7.0	Y-B	2-(2,4-Dinitrophenylazo)-1-naphthol-3,6-disulfonic acid, disodium salt		0.1% in water
6.0-7.6	Y-B	Bromothymol Blue	7.30	0.1 g in 16 mL 0.01 M NaOH + 234 mL water
6.4-8.0	C-Y	6,8-Dinitro-2,4-(1 <i>H</i>)quinazolinone		25 g in 115 mL 1 M NaOH + 50 mL water at 100°C
6.6-7.8	Y-R	Brilliant Yellow		1% in water
6.6-8.0	Y-R	Phenol Red	8.00	0.1 g in 28.2 mL 0.01 M NaOH + 221.8 mL water
6.8-8.0	R-A	Neutral Red		0.01 g in 100 mL 50% v/v ethanol-water
6.8-8.6	C-Y	<i>m</i> -Nitrophenol	8.28	0.3% in water
7.0-8.8	Y-R	Cresol Red	8.46	0.1 g in 26.2 mL 0.01 M NaOH + 223.8 mL water
7.4-8.6	Y-R	Turmaric (Curcumin)		ethanol
7.4-9.0	Y-P	Metacresol Purple	8.3	0.1 g in 26.2 mL 0.01 M NaOH + 223.8 mL water
8.0-9.0	B-R	4,4'-Bis(4-amino-1-naphthylazo)-2,2'-stilbenedisulfonic acid		0.1 g in 5.9 mL 0.05 M NaOH + 94.1 mL water
8.0-9.6	Y-B	Thymol Blue	9.20	0.1 g in 21.5 mL 0.01 M NaOH + 228.5 mL water
8.2-10.0	O-B	<i>p</i> -Naphtholbenzein		1% in dil. alkali

pH range	Color change	Indicator	p <i>K</i>	Preparation
8.2-10.0	C-Pk	Phenolphthalein	9.5	0.5 g in 100 mL 50% v/v ethanol-water
8.2-9.8	C-R	<i>o</i> -Cresolphthalein		0.04% in ethanol
8.4-9.6	C-B	Ethyl bis(2,4-dimethylphenyl)ethanoate		sat. solution in 50% acetone-ethanol
9.4-10.6	C-B	Thymolphthalein		0.04 g in 100 mL 50% v/v ethanol-water
10.1-12.0	Y-R	Alizarin Yellow R		0.01% in water
11.0-12.4	R-P	Alizarin		0.1% in methanol
11.4-12.6	Y-O	<i>p</i> -(2,4-Dihydroxyphenylazo) benzenesulfonic acid, sodium salt		0.1% in water
11.4-13.0	B-Y	5,5'-Indigodisulfonic acid, disodium salt		water
11.5-13.0	C-O	2,4,6-Trinitrotoluene		0.1-0.5% in ethanol
12.0-14.0	C-O	1,3,5-Trinitrobenzene		0.1-0.5% in ethanol
12.2-13.2	Y-A	Clayton Yellow		0.1% in water

FLUORESCENT INDICATORS

Jack DeMent

Fluorescent indicators are substances which show definite changes in fluorescence with change in pH. Some fluorescent materials are not suitable for indicators since their change in fluorescence is too gradual. Fluorescent indicators find greatest utility in the titration of opaque, highly turbid or deeply colored solutions. A long wavelength ultraviolet ("black light") lamp in a dimly lighted room provides the best environment for titrations involving fluorescent indicators, although bright daylight is sometimes sufficient to evoke a response in the bright green, yellow and orange fluores-

cent indicators. Titrations are carried out in non-fluorescent glassware. One should check the glassware prior to use to make certain that it does not fluoresce due to the wavelengths of light involved in the titration. The meniscus of the liquid in the burette can be followed when a few particles of an insoluble fluorescent solid are dropped onto its surface.

In this table the indicators are arranged by approximate pH range covered. In the case of some of the dyestuffs the end point may vary slightly with the source or manufacturer.

Indicator	C.I.	From pH	To pH
pH 0 to 2			
Benzoflavine	—	0.3, yellow fl.	1.7, green fl.
3,6-Dioxyphthalimide	—	0, blue fl.	2.4, green fl.
Eosine YS	768	0, yellow colored	3.0, yellow fl.
Erythrosine	772	0, yellow colored	3.6, yellow fl.
Esculin	—	1.5, colorless	2, blue fl.
4-Ethoxyacridone	—	1.2, green fl.	3.2, blue fl.
3,6-Tetramethyldiaminooxanthone	—	1.2, green fl.	3.4, blue fl.
pH 2 to 4			
Chromotropic acid	—	3.5, colorless	4.5, blue fl
Fluorescein	766	4, colorless	4.5, green fl.
Magdala Red	—	3.0, purple colored	4.0, fl
α -Naphthylamine	—	3.4, colorless	4.8, blue fl.
β -Naphthylamine	—	2.8, colorless	4.4, violet fl.
Phloxine	774	3.4, colorless	5.0, bright yellow fl.
Salicylic acid	—	2.5, colorless	3.5, blue fl.
pH 4 to 6			
Acridine	788	4.9, green fl.	5.1, violet colored
Dichlorofluorescein	—	4.0, colorless	5.0, green fl.
3,6-Dioxyxanthone	—	5.4, colorless	7.6, blue-violet fl.
Erythrosine	772	4.0, colorless	4.5, yellow-green fl.
β -Methylesculetin	—	4.0, colorless	6.2, blue fl
Neville-Winther acid	—	6.0, colorless	6.5, blue fl.
Resorufin	—	4.4, yellow fl	6.4, weak orange fl.
Quininic acid	—	4.4, yellow colored	5.0, blue fl.
Quinine [first end point]	—	5.0, blue fl.	6.1, violet fl.
pH 6 to 8			
Acid R Phosphine	—	(claimed for range pH 6.0–7.0)	
Brilliant Diazol Yellow	—	6.5, colorless	7.5, violet, fl.
Cleves acid	—	6.5, colorless	7.5, green fl.
Coumaric acid	—	7.2, colorless	9.0, green fl.
3,6-Dioxyphthalic dinitrile	—	5.8, blue fl.	8.2, green fl.
Magnesium 8-hydroxyquinolate	—	6.5, colorless	7.5, golden fl.
β -Methylumbelliferone	—	7.0, colorless	7.5, blue fl.
1-Naphthol-4-sulfonic acid	—	6.0, colorless	6.5, blue fl.
Orcinaurine	—	6.5, colorless	8.0, green fl.
Patent Phosphine	789	(for the range pH 6.0–7.0, green-yellow fl.)	
Thioflavine	816	(for the region pH 6.5–7.0, yellow fl.)	
Umbelliferone	—	6.5, colorless	7.6, blue fl.
pH 8 to 10			
Acridine Orange	788	8.4, orange colored	10.4, green fl.
Ethoxyphenylnaphthostilbazonium chloride	—	9, green fl.	11, non-fl.

G Salt	—	9.0, dull blue fl.	9.5, bright blue fl.
Naphthazol derivatives	—	8.2, colorless	10.0, yellow or green fl.
α -Naphthionic acid	—	9, blue fl.	11, green fl.
2-Naphthol-3,6-disulfonic acid	—	9.5, dark blue fl	Light blue fl. at higher pH
β -Naphthol	—	8.6, colorless	Blue fl. at higher pH
α -Naphtholsulfonic acid	—	8.0, dark blue fl.	9.0, bright violet fl.
1,4-Naphtholsulfonic acid	—	8.2, dark blue fl.	Light blue fl. at higher pH
Orcinsulfonphthalein	—	8.6, yellow colored	10.0 fl.
Quinine [second end point]	—	9.5, violet fl.	10.0, colorless
R-Salt	—	9.0, dull blue fl.	9.5, bright blue fl.
Sodium 1-naphthol-2-sulfonate	—	9.0, dark blue fl.	10.0, bright violet fl.
		pH 10 to 12	
Courmarin	—	9.8, deep green fl.	12, light green fl.
Eosine BN	771	10.5, colorless	14.0, yellow fl.
Papaverine (permanganate oxidized)	—	9.5, yellow fl.	11.0, blue fl.
Schaffers Salt	—	5.0, violet fl.	11.0, green-blue fl.
SS-Acid (sodium salt)	—	10.0, violet fl.	12.0, yellow-colored
		pH 12 to 14	
Cotarnine	—	12.0, yellow fl.	13.0, white fl.
α -Naphthionic acid	—	12, blue fl.	13, green fl.
β -Naphthionic acid	—	12, blue fl.	13, violet fl.

CONVERSION FORMULAS FOR CONCENTRATION OF SOLUTIONS

A = Weight percent of solute
B = Molecular weight of solvent
E = Molecular weight of solute
F = Grams of solute per liter of solution

G = Molality
M = Molarity
N = Mole fraction
R = Density of solution in grams per milliliter

Concentration of solute—SOUGHT	Concentration of solute—GIVEN				
	<i>A</i>	<i>N</i>	<i>G</i>	<i>M</i>	<i>F</i>
<i>A</i>	—	$\frac{100N \times E}{N \times E + (1 - N)B}$	$\frac{100G \times E}{1000 + G \times E}$	$\frac{M \times E}{10R}$	$\frac{F}{10R}$
<i>N</i>	$\frac{\frac{A}{E} + \frac{100 - A}{B}}{\frac{A}{E} + \frac{100 - A}{B}}$	—	$\frac{B \times G}{B \times G + 1000}$	$\frac{B \times M}{M(B - E) + 1000R}$	$\frac{B \times F}{F(B - E) + 1000R \times E}$
<i>G</i>	$\frac{1000A}{E(100 - A)}$	$\frac{1000N}{B - N \times B}$	—	$\frac{1000M}{1000R - (M \times E)}$	$\frac{1000F}{E(1000R - F)}$
<i>M</i>	$\frac{10R \times A}{E}$	$\frac{1000R \times N}{N \times E + (1 - N)B}$	$\frac{1000R \times G}{1000 + E \times G}$	—	$\frac{F}{E}$
<i>F</i>	$10AR$	$\frac{1000R \times N \times E}{N \times E + (1 - N)B}$	$\frac{1000R \times G \times E}{1000 + G \times E}$	$M \times E$	—

ELECTROCHEMICAL SERIES

Petr Vanýsek

There are three tables for this electrochemical series. Each table lists standard reduction potentials, E° values, at 298.15 K (25°C), and at a pressure of 101.325 kPa (1 atm). Table 1 is an alphabetical listing of the elements, according to the symbol of the elements. Thus, data for silver (Ag) precedes those for aluminum (Al). Table 2 lists only those reduction reactions which have E° values positive in respect to the standard hydrogen electrode. In Table 2, the reactions are listed in the order of increasing positive potential, and they range from 0.0000 V to + 3.4 V. Table 3 lists only those reduction potentials which have E° negative with respect to the standard hydrogen electrode. In Table 3, the reactions are listed in the order of decreasing potential and range from 0.0000 V to -4.10 V. The reliability of the potentials is not the same for all the data. Typically, the values with fewer significant figures have lower

reliability. The values of reduction potentials, in particular those of less common reactions, are not definite; they are subject to occasional revisions.

Abbreviations: ac = acetate; bipy = 2,2'-dipyridine, or bipyridine; en = ethylenediamine; phen = 1,10-phenanthroline.

References

1. Milazzo, G., Caroli, S., and Sharma, V. K. *Tables of Standard Electrode Potentials*, Wiley, Chichester, 1978.
2. Bard, A. J., Parsons, R., and Jordan, J. *Standard Potentials in Aqueous Solutions*, Marcel Dekker, New York, 1985.
3. Bratsch, S. G. *J. Phys. Chem. Ref. Data*, 18, 1-21, 1989.

TABLE 1. Alphabetical Listing

Reaction	E°/V	Reaction	E°/V
$\text{Ac}^{3+} + 3 e \rightleftharpoons \text{Ac}$	-2.20	$\text{As} + 3 \text{H}^+ + 3 e \rightleftharpoons \text{AsH}_3$	-0.608
$\text{Ag}^+ + e \rightleftharpoons \text{Ag}$	0.7996	$\text{As}_2\text{O}_3 + 6 \text{H}^+ + 6 e \rightleftharpoons 2 \text{As} + 3 \text{H}_2\text{O}$	0.234
$\text{Ag}^{2+} + e \rightleftharpoons \text{Ag}^+$	1.980	$\text{HAsO}_2 + 3 \text{H}^+ + 3 e \rightleftharpoons \text{As} + 2 \text{H}_2\text{O}$	0.248
$\text{Ag}(\text{ac}) + e \rightleftharpoons \text{Ag} + (\text{ac})^-$	0.643	$\text{AsO}_2^- + 2 \text{H}_2\text{O} + 3 e \rightleftharpoons \text{As} + 4 \text{OH}^-$	-0.68
$\text{AgBr} + e \rightleftharpoons \text{Ag} + \text{Br}^-$	0.07133	$\text{H}_3\text{AsO}_4 + 2 \text{H}^+ + 2 e \rightleftharpoons \text{HAsO}_2 + 2 \text{H}_2\text{O}$	0.560
$\text{AgBrO}_3 + e \rightleftharpoons \text{Ag} + \text{BrO}_3^-$	0.546	$\text{AsO}_4^{3-} + 2 \text{H}_2\text{O} + 2 e \rightleftharpoons \text{AsO}_2^- + 4 \text{OH}^-$	-0.71
$\text{Ag}_2\text{C}_2\text{O}_4 + 2 e \rightleftharpoons 2 \text{Ag} + \text{C}_2\text{O}_4^{2-}$	0.4647	$\text{At}_2 + 2 e \rightleftharpoons 2 \text{At}^-$	0.3
$\text{AgCl} + e \rightleftharpoons \text{Ag} + \text{Cl}^-$	0.22233	$\text{Au}^+ + e \rightleftharpoons \text{Au}$	1.692
$\text{AgCN} + e \rightleftharpoons \text{Ag} + \text{CN}^-$	-0.017	$\text{Au}^{3+} + 2 e \rightleftharpoons \text{Au}^+$	1.401
$\text{Ag}_2\text{CO}_3 + 2 e \rightleftharpoons 2 \text{Ag} + \text{CO}_3^{2-}$	0.47	$\text{Au}^{3+} + 3 e \rightleftharpoons \text{Au}$	1.498
$\text{Ag}_2\text{CrO}_4 + 2 e \rightleftharpoons 2 \text{Ag} + \text{CrO}_4^{2-}$	0.4470	$\text{Au}^{2+} + e \rightleftharpoons \text{Au}^+$	1.8
$\text{AgF} + e \rightleftharpoons \text{Ag} + \text{F}^-$	0.779	$\text{AuOH}^{2+} + \text{H}^+ + 2 e \rightleftharpoons \text{Au}^+ + \text{H}_2\text{O}$	1.32
$\text{Ag}_4[\text{Fe}(\text{CN})_6] + 4 e \rightleftharpoons 4 \text{Ag} + [\text{Fe}(\text{CN})_6]^{4-}$	0.1478	$\text{AuBr}_2^- + e \rightleftharpoons \text{Au} + 2 \text{Br}^-$	0.959
$\text{AgI} + e \rightleftharpoons \text{Ag} + \text{I}^-$	-0.15224	$\text{AuBr}_4^- + 3 e \rightleftharpoons \text{Au} + 4 \text{Br}^-$	0.854
$\text{AgIO}_3 + e \rightleftharpoons \text{Ag} + \text{IO}_3^-$	0.354	$\text{AuCl}_4^- + 3 e \rightleftharpoons \text{Au} + 4 \text{Cl}^-$	1.002
$\text{Ag}_2\text{MoO}_4 + 2 e \rightleftharpoons 2 \text{Ag} + \text{MoO}_4^{2-}$	0.4573	$\text{Au}(\text{OH})_3 + 3 \text{H}^+ + 3 e \rightleftharpoons \text{Au} + 3 \text{H}_2\text{O}$	1.45
$\text{AgNO}_2 + e \rightleftharpoons \text{Ag} + 2 \text{NO}_2^-$	0.564	$\text{H}_2\text{BO}_3^- + 5 \text{H}_2\text{O} + 8 e \rightleftharpoons \text{BH}_4^- + 8 \text{OH}^-$	-1.24
$\text{Ag}_2\text{O} + \text{H}_2\text{O} + 2 e \rightleftharpoons 2 \text{Ag} + 2 \text{OH}^-$	0.342	$\text{H}_2\text{BO}_3^- + \text{H}_2\text{O} + 3 e \rightleftharpoons \text{B} + 4 \text{OH}^-$	-1.79
$\text{Ag}_2\text{O}_3 + \text{H}_2\text{O} + 2 e \rightleftharpoons 2 \text{AgO} + 2 \text{OH}^-$	0.739	$\text{H}_3\text{BO}_3 + 3 \text{H}^+ + 3 e \rightleftharpoons \text{B} + 3 \text{H}_2\text{O}$	-0.8698
$\text{Ag}^{3+} + 2 e \rightleftharpoons \text{Ag}^+$	1.9	$\text{B}(\text{OH})_3 + 7 \text{H}^+ + 8 e \rightleftharpoons \text{BH}_4^- + 3 \text{H}_2\text{O}$	-0.481
$\text{Ag}^{3+} + e \rightleftharpoons \text{Ag}^{2+}$	1.8	$\text{Ba}^{2+} + 2 e \rightleftharpoons \text{Ba}$	-2.912
$\text{Ag}_2\text{O}_2 + 4 \text{H}^+ + e \rightleftharpoons 2 \text{Ag} + 2 \text{H}_2\text{O}$	1.802	$\text{Ba}^{2+} + 2 e \rightleftharpoons \text{Ba}(\text{Hg})$	-1.570
$2 \text{AgO} + \text{H}_2\text{O} + 2 e \rightleftharpoons \text{Ag}_2\text{O} + 2 \text{OH}^-$	0.607	$\text{Ba}(\text{OH})_2 + 2 e \rightleftharpoons \text{Ba} + 2 \text{OH}^-$	-2.99
$\text{AgOCN} + e \rightleftharpoons \text{Ag} + \text{OCN}^-$	0.41	$\text{Be}^{2+} + 2 e \rightleftharpoons \text{Be}$	-1.847
$\text{Ag}_2\text{S} + 2 e \rightleftharpoons 2 \text{Ag} + \text{S}^{2-}$	-0.691	$\text{Be}_2\text{O}_3^{2-} + 3 \text{H}_2\text{O} + 4 e \rightleftharpoons 2 \text{Be} + 6 \text{OH}^-$	-2.63
$\text{Ag}_2\text{S} + 2 \text{H}^+ + 2 e \rightleftharpoons 2 \text{Ag} + \text{H}_2\text{S}$	-0.0366	$p\text{-benzoquinone} + 2 \text{H}^+ + 2 e \rightleftharpoons$ hydroquinone	0.6992
$\text{AgSCN} + e \rightleftharpoons \text{Ag} + \text{SCN}^-$	0.08951	$\text{Bi}^+ + e \rightleftharpoons \text{Bi}$	0.5
$\text{Ag}_2\text{SeO}_3 + 2 e \rightleftharpoons 2 \text{Ag} + \text{SeO}_4^{2-}$	0.3629	$\text{Bi}^{3+} + 3 e \rightleftharpoons \text{Bi}$	0.308
$\text{Ag}_2\text{SO}_4 + 2 e \rightleftharpoons 2 \text{Ag} + \text{SO}_4^{2-}$	0.654	$\text{Bi}^{3+} + 2 e \rightleftharpoons \text{Bi}^+$	0.2
$\text{Ag}_2\text{WO}_4 + 2 e \rightleftharpoons 2 \text{Ag} + \text{WO}_4^{2-}$	0.4660	$\text{Bi} + 3 \text{H}^+ + 3 e \rightleftharpoons \text{BiH}_3$	-0.8
$\text{Al}^{3+} + 3 e \rightleftharpoons \text{Al}$	-1.662	$\text{BiCl}_4^- + 3 e \rightleftharpoons \text{Bi} + 4 \text{Cl}^-$	0.16
$\text{Al}(\text{OH})_3 + 3 e \rightleftharpoons \text{Al} + 3 \text{OH}^-$	-2.31	$\text{Bi}_2\text{O}_3 + 3 \text{H}_2\text{O} + 6 e \rightleftharpoons 2 \text{Bi} + 6 \text{OH}^-$	-0.46
$\text{Al}(\text{OH})_4^- + 3 e \rightleftharpoons \text{Al} + 4 \text{OH}^-$	-2.328	$\text{Bi}_2\text{O}_4 + 4 \text{H}^+ + 2 e \rightleftharpoons 2 \text{BiO}^+ + 2 \text{H}_2\text{O}$	1.593
$\text{H}_2\text{AlO}_3^- + \text{H}_2\text{O} + 3 e \rightleftharpoons \text{Al} + 4 \text{OH}^-$	-2.33	$\text{BiO}^+ + 2 \text{H}^+ + 3 e \rightleftharpoons \text{Bi} + \text{H}_2\text{O}$	0.320
$\text{AlF}_6^{3-} + 3 e \rightleftharpoons \text{Al} + 6 \text{F}^-$	-2.069	$\text{BiOCl} + 2 \text{H}^+ + 3 e \rightleftharpoons \text{Bi} + \text{Cl}^- + \text{H}_2\text{O}$	0.1583
$\text{Am}^{4+} + e \rightleftharpoons \text{Am}^{3+}$	2.60	$\text{Bk}^{4+} + e \rightleftharpoons \text{Bk}^{3+}$	1.67
$\text{Am}^{2+} + 2 e \rightleftharpoons \text{Am}$	-1.9	$\text{Bk}^{2+} + 2 e \rightleftharpoons \text{Bk}$	-1.6
$\text{Am}^{3+} + 3 e \rightleftharpoons \text{Am}$	-2.048	$\text{Bk}^{3+} + e \rightleftharpoons \text{Bk}^{2+}$	-2.8
$\text{Am}^{3+} + e \rightleftharpoons \text{Am}^{2+}$	-2.3		

Reaction	E°/V	Reaction	E°/V
$\text{Br}_2(\text{aq}) + 2 e \rightleftharpoons 2 \text{Br}^-$	1.0873	$[\text{Co}(\text{NH}_3)_6]^{3+} + e \rightleftharpoons [\text{Co}(\text{NH}_3)_6]^{2+}$	0.108
$\text{Br}_2(\text{l}) + 2 e \rightleftharpoons 2 \text{Br}^-$	1.066	$\text{Co}(\text{OH})_2 + 2 e \rightleftharpoons \text{Co} + 2 \text{OH}^-$	-0.73
$\text{HBrO} + \text{H}^+ + 2 e \rightleftharpoons \text{Br}^- + \text{H}_2\text{O}$	1.331	$\text{Co}(\text{OH})_3 + e \rightleftharpoons \text{Co}(\text{OH})_2 + \text{OH}^-$	0.17
$\text{HBrO} + \text{H}^+ + e \rightleftharpoons 1/2 \text{Br}_2(\text{aq}) + \text{H}_2\text{O}$	1.574	$\text{Cr}^{2+} + 2 e \rightleftharpoons \text{Cr}$	-0.913
$\text{HBrO} + \text{H}^+ + e \rightleftharpoons 1/2 \text{Br}_2(\text{l}) + \text{H}_2\text{O}$	1.596	$\text{Cr}^{3+} + e \rightleftharpoons \text{Cr}^{2+}$	-0.407
$\text{BrO}^- + \text{H}_2\text{O} + 2 e \rightleftharpoons \text{Br}^- + 2 \text{OH}^-$	0.761	$\text{Cr}^{3+} + 3 e \rightleftharpoons \text{Cr}$	-0.744
$\text{BrO}_3^- + 6 \text{H}^+ + 5 e \rightleftharpoons 1/2 \text{Br}_2 + 3 \text{H}_2\text{O}$	1.482	$\text{Cr}_2\text{O}_7^{2-} + 14 \text{H}^+ + 6 e \rightleftharpoons 2 \text{Cr}^{3+} + 7 \text{H}_2\text{O}$	1.232
$\text{BrO}_3^- + 6 \text{H}^+ + 6 e \rightleftharpoons \text{Br}^- + 3 \text{H}_2\text{O}$	1.423	$\text{CrO}_2^- + 2 \text{H}_2\text{O} + 3 e \rightleftharpoons \text{Cr} + 4 \text{OH}^-$	-1.2
$\text{BrO}_3^- + 3 \text{H}_2\text{O} + 6 e \rightleftharpoons \text{Br}^- + 6 \text{OH}^-$	0.61	$\text{HCrO}_4^- + 7 \text{H}^+ + 3 e \rightleftharpoons \text{Cr}^{3+} + 4 \text{H}_2\text{O}$	1.350
$(\text{CN})_2 + 2 \text{H}^+ + 2 e \rightleftharpoons 2 \text{HCN}$	0.373	$\text{CrO}_2 + 4 \text{H}^+ + e \rightleftharpoons \text{Cr}^{3+} + 2 \text{H}_2\text{O}$	1.48
$2 \text{HCNO} + 2 \text{H}^+ + 2 e \rightleftharpoons (\text{CN})_2 + 2 \text{H}_2\text{O}$	0.330	$\text{Cr(V)} + e \rightleftharpoons \text{Cr(IV)}$	1.34
$(\text{CNS})_2 + 2 e \rightleftharpoons 2 \text{CNS}^-$	0.77	$\text{CrO}_4^{2-} + 4 \text{H}_2\text{O} + 3 e \rightleftharpoons \text{Cr}(\text{OH})_3 + 5 \text{OH}^-$	-0.13
$\text{CO}_2 + 2 \text{H}^+ + 2 e \rightleftharpoons \text{HCOOH}$	-0.199	$\text{Cr}(\text{OH})_3 + 3 e \rightleftharpoons \text{Cr} + 3 \text{OH}^-$	-1.48
$\text{Ca}^+ + e \rightleftharpoons \text{Ca}$	-3.80	$\text{Cs}^+ + e \rightleftharpoons \text{Cs}$	-3.026
$\text{Ca}^{2+} + 2 e \rightleftharpoons \text{Ca}$	-2.868	$\text{Cu}^+ + e \rightleftharpoons \text{Cu}$	0.521
$\text{Ca}(\text{OH})_2 + 2 e \rightleftharpoons \text{Ca} + 2 \text{OH}^-$	-3.02	$\text{Cu}^{2+} + e \rightleftharpoons \text{Cu}^+$	0.153
Calomel electrode, 1 molal KCl	0.2800	$\text{Cu}^{2+} + 2 e \rightleftharpoons \text{Cu}$	0.3419
Calomel electrode, 1 molar KCl (NCE)	0.2801	$\text{Cu}^{2+} + 2 e \rightleftharpoons \text{Cu(Hg)}$	0.345
Calomel electrode, 0.1 molar KCl	0.3337	$\text{Cu}^{3+} + e \rightleftharpoons \text{Cu}^{2+}$	2.4
Calomel electrode, saturated KCl (SCE)	0.2412	$\text{Cu}_2\text{O}_3 + 6 \text{H}^+ + 2 e \rightleftharpoons 2 \text{Cu}^{2+} + 3 \text{H}_2\text{O}$	2.0
Calomel electrode, saturated NaCl (SSCE)	0.2360	$\text{Cu}^{2+} + 2 \text{CN}^- + e \rightleftharpoons [\text{Cu}(\text{CN})_2]^-$	1.103
$\text{Cd}^{2+} + 2 e \rightleftharpoons \text{Cd}$	-0.4030	$\text{CuI}_2 + e \rightleftharpoons \text{Cu} + 2 \text{I}^-$	0.00
$\text{Cd}^{2+} + 2 e \rightleftharpoons \text{Cd(Hg)}$	-0.3521	$\text{Cu}_2\text{O} + \text{H}_2\text{O} + 2 e \rightleftharpoons 2 \text{Cu} + 2 \text{OH}^-$	-0.360
$\text{Cd}(\text{OH})_2 + 2 e \rightleftharpoons \text{Cd(Hg)} + 2 \text{OH}^-$	-0.809	$\text{Cu}(\text{OH})_2 + 2 e \rightleftharpoons \text{Cu} + 2 \text{OH}^-$	-0.222
$\text{CdSO}_4 + 2 e \rightleftharpoons \text{Cd} + \text{SO}_4^{2-}$	-0.246	$2 \text{Cu}(\text{OH})_2 + 2 e \rightleftharpoons \text{Cu}_2\text{O} + 2 \text{OH}^- + \text{H}_2\text{O}$	-0.080
$\text{Cd}(\text{OH})_4^{2-} + 2 e \rightleftharpoons \text{Cd} + 4 \text{OH}^-$	-0.658	$2 \text{D}^+ + 2 e \rightleftharpoons \text{D}_2$	-0.013
$\text{CdO} + \text{H}_2\text{O} + 2 e \rightleftharpoons \text{Cd} + 2 \text{OH}^-$	-0.783	$\text{Dy}^{2+} + 2 e \rightleftharpoons \text{Dy}$	-2.2
$\text{Ce}^{3+} + 3 e \rightleftharpoons \text{Ce}$	-2.336	$\text{Dy}^{3+} + 3 e \rightleftharpoons \text{Dy}$	-2.295
$\text{Ce}^{3+} + 3 e \rightleftharpoons \text{Ce(Hg)}$	-1.4373	$\text{Dy}^{3+} + e \rightleftharpoons \text{Dy}^{2+}$	-2.6
$\text{Ce}^{4+} + e \rightleftharpoons \text{Ce}^{3+}$	1.72	$\text{Er}^{2+} + 2 e \rightleftharpoons \text{Er}$	-2.0
$\text{CeOH}^{3+} + \text{H}^+ + e \rightleftharpoons \text{Ce}^{3+} + \text{H}_2\text{O}$	1.715	$\text{Er}^{3+} + 3 e \rightleftharpoons \text{Er}$	-2.331
$\text{Cf}^{4+} + e \rightleftharpoons \text{Cf}^{3+}$	3.3	$\text{Er}^{3+} + e \rightleftharpoons \text{Er}^{2+}$	-3.0
$\text{Cf}^{3+} + e \rightleftharpoons \text{Cf}^{2+}$	-1.6	$\text{Es}^{3+} + e \rightleftharpoons \text{Es}^{2+}$	-1.3
$\text{Cf}^{3+} + 3 e \rightleftharpoons \text{Cf}$	-1.94	$\text{Es}^{3+} + 3 e \rightleftharpoons \text{Es}$	-1.91
$\text{Cf}^{2+} + 2 e \rightleftharpoons \text{Cf}$	-2.12	$\text{Es}^{2+} + 2 e \rightleftharpoons \text{Es}$	-2.23
$\text{Cl}_2(\text{g}) + 2 e \rightleftharpoons 2 \text{Cl}^-$	1.35827	$\text{Eu}^{2+} + 2 e \rightleftharpoons \text{Eu}$	-2.812
$\text{HClO} + \text{H}^+ + e \rightleftharpoons 1/2 \text{Cl}_2 + \text{H}_2\text{O}$	1.611	$\text{Eu}^{3+} + 3 e \rightleftharpoons \text{Eu}$	-1.991
$\text{HClO} + \text{H}^+ + 2 e \rightleftharpoons \text{Cl}^- + \text{H}_2\text{O}$	1.482	$\text{Eu}^{3+} + e \rightleftharpoons \text{Eu}^{2+}$	-0.36
$\text{ClO}^- + \text{H}_2\text{O} + 2 e \rightleftharpoons \text{Cl}^- + 2 \text{OH}^-$	0.81	$\text{F}_2 + 2 \text{H}^+ + 2 e \rightleftharpoons 2 \text{HF}$	3.053
$\text{ClO}_2 + \text{H}^+ + e \rightleftharpoons \text{HClO}_2$	1.277	$\text{F}_2 + 2 e \rightleftharpoons 2 \text{F}^-$	2.866
$\text{HClO}_2 + 2 \text{H}^+ + 2 e \rightleftharpoons \text{HClO} + \text{H}_2\text{O}$	1.645	$\text{F}_2\text{O} + 2 \text{H}^+ + 4 e \rightleftharpoons \text{H}_2\text{O} + 2 \text{F}^-$	2.153
$\text{HClO}_2 + 3 \text{H}^+ + 3 e \rightleftharpoons 1/2 \text{Cl}_2 + 2 \text{H}_2\text{O}$	1.628	$\text{Fe}^{2+} + 2 e \rightleftharpoons \text{Fe}$	-0.447
$\text{HClO}_2 + 3 \text{H}^+ + 4 e \rightleftharpoons \text{Cl}^- + 2 \text{H}_2\text{O}$	1.570	$\text{Fe}^{3+} + 3 e \rightleftharpoons \text{Fe}$	-0.037
$\text{ClO}_2^- + \text{H}_2\text{O} + 2 e \rightleftharpoons \text{ClO}^- + 2 \text{OH}^-$	0.66	$\text{Fe}^{3+} + e \rightleftharpoons \text{Fe}^{2+}$	0.771
$\text{ClO}_2^- + 2 \text{H}_2\text{O} + 4 e \rightleftharpoons \text{Cl}^- + 4 \text{OH}^-$	0.76	$2 \text{HFeO}_4^- + 8 \text{H}^+ + 6 e \rightleftharpoons \text{Fe}_2\text{O}_3 + 5 \text{H}_2\text{O}$	2.09
$\text{ClO}_2(\text{aq}) + e \rightleftharpoons \text{ClO}_2^-$	0.954	$\text{HFeO}_4^- + 4 \text{H}^+ + 3 e \rightleftharpoons \text{FeOOH} + 2 \text{H}_2\text{O}$	2.08
$\text{ClO}_3^- + 2 \text{H}^+ + e \rightleftharpoons \text{ClO}_2 + \text{H}_2\text{O}$	1.152	$\text{HFeO}_4^- + 7 \text{H}^+ + 3 e \rightleftharpoons \text{Fe}^{3+} + 4 \text{H}_2\text{O}$	2.07
$\text{ClO}_3^- + 3 \text{H}^+ + 2 e \rightleftharpoons \text{HClO}_2 + \text{H}_2\text{O}$	1.214	$\text{Fe}_2\text{O}_3 + 4 \text{H}^+ + 2 e \rightleftharpoons 2 \text{FeOH}^+ + \text{H}_2\text{O}$	0.16
$\text{ClO}_3^- + 6 \text{H}^+ + 5 e \rightleftharpoons 1/2 \text{Cl}_2 + 3 \text{H}_2\text{O}$	1.47	$[\text{Fe}(\text{CN})_6]^{3-} + e \rightleftharpoons [\text{Fe}(\text{CN})_6]^{4-}$	0.358
$\text{ClO}_3^- + 6 \text{H}^+ + 6 e \rightleftharpoons \text{Cl}^- + 3 \text{H}_2\text{O}$	1.451	$\text{FeO}_4^{2-} + 8 \text{H}^+ + 3 e \rightleftharpoons \text{Fe}^{3+} + 4 \text{H}_2\text{O}$	2.20
$\text{ClO}_3^- + \text{H}_2\text{O} + 2 e \rightleftharpoons \text{ClO}_2^- + 2 \text{OH}^-$	0.33	$[\text{Fe}(\text{bipy})_2]^{3+} + e \rightleftharpoons [\text{Fe}(\text{bipy})_2]^{2+}$	0.78
$\text{ClO}_3^- + 3 \text{H}_2\text{O} + 6 e \rightleftharpoons \text{Cl}^- + 6 \text{OH}^-$	0.62	$[\text{Fe}(\text{bipy})_3]^{3+} + e \rightleftharpoons [\text{Fe}(\text{bipy})_3]^{2+}$	1.03
$\text{ClO}_4^- + 2 \text{H}^+ + 2 e \rightleftharpoons \text{ClO}_3^- + \text{H}_2\text{O}$	1.189	$\text{Fe}(\text{OH})_3 + e \rightleftharpoons \text{Fe}(\text{OH})_2 + \text{OH}^-$	-0.56
$\text{ClO}_4^- + 8 \text{H}^+ + 7 e \rightleftharpoons 1/2 \text{Cl}_2 + 4 \text{H}_2\text{O}$	1.39	$[\text{Fe}(\text{phen})_3]^{3+} + e \rightleftharpoons [\text{Fe}(\text{phen})_3]^{2+}$	1.147
$\text{ClO}_4^- + 8 \text{H}^+ + 8 e \rightleftharpoons \text{Cl}^- + 4 \text{H}_2\text{O}$	1.389	$[\text{Fe}(\text{phen})_3]^{3+} + e \rightleftharpoons [\text{Fe}(\text{phen})_3]^{2+}$ (1 molar H_2SO_4)	1.06
$\text{ClO}_4^- + \text{H}_2\text{O} + 2 e \rightleftharpoons \text{ClO}_3^- + 2 \text{OH}^-$	0.36	$[\text{Ferricinium}]^+ + e \rightleftharpoons \text{ferrocene}$	0.400
$\text{Cm}^{4+} + e \rightleftharpoons \text{Cm}^{3+}$	3.0	$\text{Fm}^{3+} + e \rightleftharpoons \text{Fm}^{2+}$	-1.1
$\text{Cm}^{3+} + 3 e \rightleftharpoons \text{Cm}$	-2.04	$\text{Fm}^{3+} + 3 e \rightleftharpoons \text{Fm}$	-1.89
$\text{Co}^{2+} + 2 e \rightleftharpoons \text{Co}$	-0.28	$\text{Fm}^{2+} + 2 e \rightleftharpoons \text{Fm}$	-2.30
$\text{Co}^{3+} + e \rightleftharpoons \text{Co}^{2+}$	1.92		

Reaction	E°/V	Reaction	E°/V
$\text{Fr}^+ + e \rightleftharpoons \text{Fr}$	-2.9	$\text{La}^{3+} + 3 e \rightleftharpoons \text{La}$	-2.379
$\text{Ga}^{3+} + 3 e \rightleftharpoons \text{Ga}$	-0.549	$\text{La}(\text{OH})_3 + 3 e \rightleftharpoons \text{La} + 3 \text{OH}^-$	-2.90
$\text{Ga}^+ + e \rightleftharpoons \text{Ga}$	-0.2	$\text{Li}^+ + e \rightleftharpoons \text{Li}$	-3.0401
$\text{GaOH}^{2+} + \text{H}^+ + 3 e \rightleftharpoons \text{Ga} + \text{H}_2\text{O}$	-0.498	$\text{Lr}^{3+} + 3 e \rightleftharpoons \text{Lr}$	-1.96
$\text{H}_2\text{GaO}_3 + \text{H}_2\text{O} + 3 e \rightleftharpoons \text{Ga} + 4 \text{OH}^-$	-1.219	$\text{Lu}^{3+} + 3 e \rightleftharpoons \text{Lu}$	-2.28
$\text{Gd}^{3+} + 3 e \rightleftharpoons \text{Gd}$	-2.279	$\text{Md}^{3+} + e \rightleftharpoons \text{Md}^{2+}$	-0.1
$\text{Ge}^{2+} + 2 e \rightleftharpoons \text{Ge}$	0.24	$\text{Md}^{3+} + 3 e \rightleftharpoons \text{Md}$	-1.65
$\text{Ge}^{4+} + 4 e \rightleftharpoons \text{Ge}$	0.124	$\text{Md}^{2+} + 2 e \rightleftharpoons \text{Md}$	-2.40
$\text{Ge}^{4+} + 2 e \rightleftharpoons \text{Ge}^{2+}$	0.00	$\text{Mg}^+ + e \rightleftharpoons \text{Mg}$	-2.70
$\text{GeO}_2 + 2 \text{H}^+ + 2 e \rightleftharpoons \text{GeO} + \text{H}_2\text{O}$	-0.118	$\text{Mg}^{2+} + 2 e \rightleftharpoons \text{Mg}$	-2.372
$\text{H}_2\text{GeO}_3 + 4 \text{H}^+ + 4 e \rightleftharpoons \text{Ge} + 3 \text{H}_2\text{O}$	-0.182	$\text{Mg}(\text{OH})_2 + 2 e \rightleftharpoons \text{Mg} + 2 \text{OH}^-$	-2.690
$2 \text{H}^+ + 2 e \rightleftharpoons \text{H}_2$	0.00000	$\text{Mn}^{2+} + 2 e \rightleftharpoons \text{Mn}$	-1.185
$\text{H}_2 + 2 e \rightleftharpoons 2 \text{H}^-$	-2.23	$\text{Mn}^{3+} + e \rightleftharpoons \text{Mn}^{2+}$	1.5415
$\text{HO}_2 + \text{H}^+ + e \rightleftharpoons \text{H}_2\text{O}_2$	1.495	$\text{MnO}_2 + 4 \text{H}^+ + 2 e \rightleftharpoons \text{Mn}^{2+} + 2 \text{H}_2\text{O}$	1.224
$2 \text{H}_2\text{O} + 2 e \rightleftharpoons \text{H}_2 + 2 \text{OH}^-$	-0.8277	$\text{MnO}_4^- + e \rightleftharpoons \text{MnO}_4^{2-}$	0.558
$\text{H}_2\text{O}_2 + 2 \text{H}^+ + 2 e \rightleftharpoons 2 \text{H}_2\text{O}$	1.776	$\text{MnO}_4^- + 4 \text{H}^+ + 3 e \rightleftharpoons \text{MnO}_2 + 2 \text{H}_2\text{O}$	1.679
$\text{Hf}^{4+} + 4 e \rightleftharpoons \text{Hf}$	-1.55	$\text{MnO}_4^- + 8 \text{H}^+ + 5 e \rightleftharpoons \text{Mn}^{2+} + 4 \text{H}_2\text{O}$	1.507
$\text{HfO}^{2+} + 2 \text{H}^+ + 4 e \rightleftharpoons \text{Hf} + \text{H}_2\text{O}$	-1.724	$\text{MnO}_4^- + 2 \text{H}_2\text{O} + 3 e \rightleftharpoons \text{MnO}_2 + 4 \text{OH}^-$	0.595
$\text{HfO}_2 + 4 \text{H}^+ + 4 e \rightleftharpoons \text{Hf} + 2 \text{H}_2\text{O}$	-1.505	$\text{MnO}_4^{2-} + 2 \text{H}_2\text{O} + 2 e \rightleftharpoons \text{MnO}_2 + 4 \text{OH}^-$	0.60
$\text{HfO}(\text{OH})_2 + \text{H}_2\text{O} + 4 e \rightleftharpoons \text{Hf} + 4 \text{OH}^-$	-2.50	$\text{Mn}(\text{OH})_2 + 2 e \rightleftharpoons \text{Mn} + 2 \text{OH}^-$	-1.56
$\text{Hg}^{2+} + 2 e \rightleftharpoons \text{Hg}$	0.851	$\text{Mn}(\text{OH})_3 + e \rightleftharpoons \text{Mn}(\text{OH})_2 + \text{OH}^-$	0.15
$2 \text{Hg}^{2+} + 2 e \rightleftharpoons \text{Hg}_2^{2+}$	0.920	$\text{Mn}_2\text{O}_3 + 6 \text{H}^+ + e \rightleftharpoons 2 \text{Mn}^{2+} + 3 \text{H}_2\text{O}$	1.485
$\text{Hg}_2^{2+} + 2 e \rightleftharpoons 2 \text{Hg}$	0.7973	$\text{Mo}^{3+} + 3 e \rightleftharpoons \text{Mo}$	-0.200
$\text{Hg}_2(\text{ac})_2 + 2 e \rightleftharpoons 2 \text{Hg} + 2(\text{ac})^-$	0.51163	$\text{MoO}_2 + 4 \text{H}^+ + 4 e \rightleftharpoons \text{Mo} + 4 \text{H}_2\text{O}$	-0.152
$\text{Hg}_2\text{Br}_2 + 2 e \rightleftharpoons 2 \text{Hg} + 2 \text{Br}^-$	0.13923	$\text{H}_3\text{Mo}_7\text{O}_{24}^{3-} + 45 \text{H}^+ + 42 e \rightleftharpoons 7 \text{Mo} + 24 \text{H}_2\text{O}$	0.082
$\text{Hg}_2\text{Cl}_2 + 2 e \rightleftharpoons 2 \text{Hg} + 2 \text{Cl}^-$	0.26808	$\text{MoO}_3 + 6 \text{H}^+ + 6 e \rightleftharpoons \text{Mo} + 3 \text{H}_2\text{O}$	0.075
$\text{Hg}_2\text{HPO}_4 + 2 e \rightleftharpoons 2 \text{Hg} + \text{HPO}_4^{2-}$	0.6359	$\text{N}_2 + 2 \text{H}_2\text{O} + 6 \text{H}^+ + 6 e \rightleftharpoons 2 \text{NH}_4\text{OH}$	0.092
$\text{Hg}_2\text{I}_2 + 2 e \rightleftharpoons 2 \text{Hg} + 2 \text{I}^-$	-0.0405	$3 \text{N}_2 + 2 \text{H}^+ + 2 e \rightleftharpoons 2 \text{HN}_3$	-3.09
$\text{Hg}_2\text{O} + \text{H}_2\text{O} + 2 e \rightleftharpoons 2 \text{Hg} + 2 \text{OH}^-$	0.123	$\text{N}_5^+ + 3 \text{H}^+ + 2 e \rightleftharpoons 2 \text{NH}_4^+$	1.275
$\text{HgO} + \text{H}_2\text{O} + 2 e \rightleftharpoons \text{Hg} + 2 \text{OH}^-$	0.0977	$\text{N}_2\text{O} + 2 \text{H}^+ + 2 e \rightleftharpoons \text{N}_2 + \text{H}_2\text{O}$	1.766
$\text{Hg}(\text{OH})_2 + 2 \text{H}^+ + 2 e \rightleftharpoons \text{Hg} + 2 \text{H}_2\text{O}$	1.034	$\text{H}_2\text{N}_2\text{O}_2 + 2 \text{H}^+ + 2 e \rightleftharpoons \text{N}_2 + 2 \text{H}_2\text{O}$	2.65
$\text{Hg}_2\text{SO}_4 + 2 e \rightleftharpoons 2 \text{Hg} + \text{SO}_4^{2-}$	0.6125	$\text{N}_2\text{O}_4 + 2 e \rightleftharpoons 2 \text{NO}_2^-$	0.867
$\text{Ho}^{2+} + 2 e \rightleftharpoons \text{Ho}$	-2.1	$\text{N}_2\text{O}_4 + 2 \text{H}^+ + 2 e \rightleftharpoons 2 \text{NHO}_2$	1.065
$\text{Ho}^{3+} + 3 e \rightleftharpoons \text{Ho}$	-2.33	$\text{N}_2\text{O}_4 + 4 \text{H}^+ + 4 e \rightleftharpoons 2 \text{NO} + 2 \text{H}_2\text{O}$	1.035
$\text{Ho}^{3+} + e \rightleftharpoons \text{Ho}^{2+}$	-2.8	$2 \text{NH}_3\text{OH}^+ + \text{H}^+ + 2 e \rightleftharpoons \text{N}_2\text{H}_5^+ + 2 \text{H}_2\text{O}$	1.42
$\text{I}_2 + 2 e \rightleftharpoons 2 \text{I}^-$	0.5355	$2 \text{NO} + 2 \text{H}^+ + 2 e \rightleftharpoons \text{N}_2\text{O} + \text{H}_2\text{O}$	1.591
$\text{I}_3^- + 2 e \rightleftharpoons 3 \text{I}^-$	0.536	$2 \text{NO} + \text{H}_2\text{O} + 2 e \rightleftharpoons \text{N}_2\text{O} + 2 \text{OH}^-$	0.76
$\text{H}_3\text{IO}_6^{2-} + 2 e \rightleftharpoons \text{IO}_3^- + 3 \text{OH}^-$	0.7	$\text{HNO}_2 + \text{H}^+ + e \rightleftharpoons \text{NO} + \text{H}_2\text{O}$	0.983
$\text{H}_3\text{IO}_6 + \text{H}^+ + 2 e \rightleftharpoons \text{IO}_3^- + 3 \text{H}_2\text{O}$	1.601	$2 \text{HNO}_2 + 4 \text{H}^+ + 4 e \rightleftharpoons \text{H}_2\text{N}_2\text{O}_2 + 2 \text{H}_2\text{O}$	0.86
$2 \text{HIO} + 2 \text{H}^+ + 2 e \rightleftharpoons \text{I}_2 + 2 \text{H}_2\text{O}$	1.439	$2 \text{HNO}_2 + 4 \text{H}^+ + 4 e \rightleftharpoons \text{N}_2\text{O} + 3 \text{H}_2\text{O}$	1.297
$\text{HIO} + \text{H}^+ + 2 e \rightleftharpoons \text{I}^- + \text{H}_2\text{O}$	0.987	$\text{NO}_2^- + \text{H}_2\text{O} + e \rightleftharpoons \text{NO} + 2 \text{OH}^-$	-0.46
$\text{IO}^- + \text{H}_2\text{O} + 2 e \rightleftharpoons \text{I}^- + 2 \text{OH}^-$	0.485	$2 \text{NO}_2^- + 2 \text{H}_2\text{O} + 4 e \rightleftharpoons \text{N}_2\text{O}_3^{2-} + 4 \text{OH}^-$	-0.18
$2 \text{IO}_3^- + 12 \text{H}^+ + 10 e \rightleftharpoons \text{I}_2 + 6 \text{H}_2\text{O}$	1.195	$2 \text{NO}_2^- + 3 \text{H}_2\text{O} + 4 e \rightleftharpoons \text{N}_2\text{O} + 6 \text{OH}^-$	0.15
$\text{IO}_3^- + 6 \text{H}^+ + 6 e \rightleftharpoons \text{I}^- + 3 \text{H}_2\text{O}$	1.085	$\text{NO}_3^- + 3 \text{H}^+ + 2 e \rightleftharpoons \text{HNO}_2 + \text{H}_2\text{O}$	0.934
$\text{IO}_3^- + 2 \text{H}_2\text{O} + 4 e \rightleftharpoons \text{IO}^- + 4 \text{OH}^-$	0.15	$\text{NO}_3^- + 4 \text{H}^+ + 3 e \rightleftharpoons \text{NO} + 2 \text{H}_2\text{O}$	0.957
$\text{IO}_3^- + 3 \text{H}_2\text{O} + 6 e \rightleftharpoons \text{IO}^- + 6 \text{OH}^-$	0.26	$2 \text{NO}_3^- + 4 \text{H}^+ + 2 e \rightleftharpoons \text{N}_2\text{O}_4 + 2 \text{H}_2\text{O}$	0.803
$\text{In}^+ + e \rightleftharpoons \text{In}$	-0.14	$\text{NO}_3^- + \text{H}_2\text{O} + 2 e \rightleftharpoons \text{NO}_2^- + 2 \text{OH}^-$	0.01
$\text{In}^{2+} + e \rightleftharpoons \text{In}^+$	-0.40	$2 \text{NO}_3^- + 2 \text{H}_2\text{O} + 2 e \rightleftharpoons \text{N}_2\text{O}_4 + 4 \text{OH}^-$	-0.85
$\text{In}^{3+} + e \rightleftharpoons \text{In}^{2+}$	-0.49	$\text{Na}^+ + e \rightleftharpoons \text{Na}$	-2.71
$\text{In}^{3+} + 2 e \rightleftharpoons \text{In}^+$	-0.443	$\text{Nb}^{3+} + 3 e \rightleftharpoons \text{Nb}$	-1.099
$\text{In}^{3+} + 3 e \rightleftharpoons \text{In}$	-0.3382	$\text{NbO}_2 + 2 \text{H}^+ + 2 e \rightleftharpoons \text{NbO} + \text{H}_2\text{O}$	-0.646
$\text{In}(\text{OH})_3 + 3 e \rightleftharpoons \text{In} + 3 \text{OH}^-$	-0.99	$\text{NbO}_2 + 4 \text{H}^+ + 4 e \rightleftharpoons \text{Nb} + 2 \text{H}_2\text{O}$	-0.690
$\text{In}(\text{OH})_4^- + 3 e \rightleftharpoons \text{In} + 4 \text{OH}^-$	-1.007	$\text{NbO} + 2 \text{H}^+ + 2 e \rightleftharpoons \text{Nb} + \text{H}_2\text{O}$	-0.733
$\text{In}_2\text{O}_3 + 3 \text{H}_2\text{O} + 6 e \rightleftharpoons 2 \text{In} + 6 \text{OH}^-$	-1.034	$\text{Nb}_2\text{O}_5 + 10 \text{H}^+ + 10 e \rightleftharpoons 2 \text{Nb} + 5 \text{H}_2\text{O}$	-0.644
$\text{Ir}^{3+} + 3 e \rightleftharpoons \text{Ir}$	1.156	$\text{Nd}^{3+} + 3 e \rightleftharpoons \text{Nd}$	-2.323
$[\text{IrCl}_6]^{2-} + e \rightleftharpoons [\text{IrCl}_6]^{3-}$	0.8665	$\text{Nd}^{2+} + 2 e \rightleftharpoons \text{Nd}$	-2.1
$[\text{IrCl}_6]^{3-} + 3 e \rightleftharpoons \text{Ir} + 6 \text{Cl}^-$	0.77	$\text{Nd}^{3+} + e \rightleftharpoons \text{Nd}^{2+}$	-2.7
$\text{Ir}_2\text{O}_3 + 3 \text{H}_2\text{O} + 6 e \rightleftharpoons 2 \text{Ir} + 6 \text{OH}^-$	0.098	$\text{Ni}^{2+} + 2 e \rightleftharpoons \text{Ni}$	-0.257
$\text{K}^+ + e \rightleftharpoons \text{K}$	-2.931	$\text{Ni}(\text{OH})_2 + 2 e \rightleftharpoons \text{Ni} + 2 \text{OH}^-$	-0.72

Reaction	E°/V	Reaction	E°/V
$\text{NiO}_2 + 4 \text{H}^+ + 2 \text{e} \rightleftharpoons \text{Ni}^{2+} + 2 \text{H}_2\text{O}$	1.678	$\text{Pr}^{4+} + \text{e} \rightleftharpoons \text{Pr}^{3+}$	3.2
$\text{NiO}_2 + 2 \text{H}_2\text{O} + 2 \text{e} \rightleftharpoons \text{Ni}(\text{OH})_2 + 2 \text{OH}^-$	-0.490	$\text{Pr}^{2+} + 2 \text{e} \rightleftharpoons \text{Pr}$	-2.0
$\text{No}^{3+} + \text{e} \rightleftharpoons \text{No}^{2+}$	1.4	$\text{Pr}^{3+} + 3 \text{e} \rightleftharpoons \text{Pr}$	-2.353
$\text{No}^{3+} + 3 \text{e} \rightleftharpoons \text{No}$	-1.20	$\text{Pr}^{3+} + \text{e} \rightleftharpoons \text{Pr}^{2+}$	-3.1
$\text{No}^{2+} + 2 \text{e} \rightleftharpoons \text{No}$	-2.50	$\text{Pt}^{2+} + 2 \text{e} \rightleftharpoons \text{Pt}$	1.18
$\text{Np}^{3+} + 3 \text{e} \rightleftharpoons \text{Np}$	-1.856	$[\text{PtCl}_4]^{2-} + 2 \text{e} \rightleftharpoons \text{Pt} + 4 \text{Cl}^-$	0.755
$\text{Np}^{4+} + \text{e} \rightleftharpoons \text{Np}^{3+}$	0.147	$[\text{PtCl}_6]^{2-} + 2 \text{e} \rightleftharpoons [\text{PtCl}_4]^{2-} + 2 \text{Cl}^-$	0.68
$\text{NpO}_2 + \text{H}_2\text{O} + \text{H}^+ + \text{e} \rightleftharpoons \text{Np}(\text{OH})_3$	-0.962	$\text{Pt}(\text{OH})_2 + 2 \text{e} \rightleftharpoons \text{Pt} + 2 \text{OH}^-$	0.14
$\text{O}_2 + 2 \text{H}^+ + 2 \text{e} \rightleftharpoons \text{H}_2\text{O}_2$	0.695	$\text{PtO}_3 + 2 \text{H}^+ + 2 \text{e} \rightleftharpoons \text{PtO}_2 + \text{H}_2\text{O}$	1.7
$\text{O}_2 + 4 \text{H}^+ + 4 \text{e} \rightleftharpoons 2 \text{H}_2\text{O}$	1.229	$\text{PtO}_3 + 4 \text{H}^+ + 2 \text{e} \rightleftharpoons \text{Pt}(\text{OH})_2^{2+} + \text{H}_2\text{O}$	1.5
$\text{O}_2 + \text{H}_2\text{O} + 2 \text{e} \rightleftharpoons \text{HO}_2^- + \text{OH}^-$	-0.076	$\text{PtOH}^+ + \text{H}^+ + 2 \text{e} \rightleftharpoons \text{Pt} + \text{H}_2\text{O}$	1.2
$\text{O}_2 + 2 \text{H}_2\text{O} + 2 \text{e} \rightleftharpoons \text{H}_2\text{O}_2 + 2 \text{OH}^-$	-0.146	$\text{PtO}_2 + 2 \text{H}^+ + 2 \text{e} \rightleftharpoons \text{PtO} + \text{H}_2\text{O}$	1.01
$\text{O}_2 + 2 \text{H}_2\text{O} + 4 \text{e} \rightleftharpoons 4 \text{OH}^-$	0.401	$\text{PtO}_2 + 4 \text{H}^+ + 4 \text{e} \rightleftharpoons \text{Pt} + 2 \text{H}_2\text{O}$	1.00
$\text{O}_3 + 2 \text{H}^+ + 2 \text{e} \rightleftharpoons \text{O}_2 + \text{H}_2\text{O}$	2.076	$\text{Pu}^{3+} + 3 \text{e} \rightleftharpoons \text{Pu}$	-2.031
$\text{O}_3 + \text{H}_2\text{O} + 2 \text{e} \rightleftharpoons \text{O}_2 + 2 \text{OH}^-$	1.24	$\text{Pu}^{4+} + \text{e} \rightleftharpoons \text{Pu}^{3+}$	1.006
$\text{O}(\text{g}) + 2 \text{H}^+ + 2 \text{e} \rightleftharpoons \text{H}_2\text{O}$	2.421	$\text{Pu}^{5+} + \text{e} \rightleftharpoons \text{Pu}^{4+}$	1.099
$\text{OH} + \text{e} \rightleftharpoons \text{OH}^-$	2.02	$\text{PuO}_2(\text{OH})_2 + 2 \text{H}^+ + 2 \text{e} \rightleftharpoons \text{Pu}(\text{OH})_4$	1.325
$\text{HO}_2^- + \text{H}_2\text{O} + 2 \text{e} \rightleftharpoons 3 \text{OH}^-$	0.878	$\text{PuO}_2(\text{OH})_2 + \text{H}^+ + \text{e} \rightleftharpoons \text{PuO}_2\text{OH} + \text{H}_2\text{O}$	1.062
$\text{OsO}_4 + 8 \text{H}^+ + 8 \text{e} \rightleftharpoons \text{Os} + 4 \text{H}_2\text{O}$	0.838	$\text{Ra}^{2+} + 2 \text{e} \rightleftharpoons \text{Ra}$	-2.8
$\text{OsO}_4 + 4 \text{H}^+ + 4 \text{e} \rightleftharpoons \text{OsO}_2 + 2 \text{H}_2\text{O}$	1.02	$\text{Rb}^+ + \text{e} \rightleftharpoons \text{Rb}$	-2.98
$[\text{Os}(\text{bipy})_2]^{3+} + \text{e} \rightleftharpoons [\text{Os}(\text{bipy})_2]^{2+}$	0.81	$\text{Re}^{3+} + 3 \text{e} \rightleftharpoons \text{Re}$	0.300
$[\text{Os}(\text{bipy})_3]^{3+} + \text{e} \rightleftharpoons [\text{Os}(\text{bipy})_3]^{2+}$	0.80	$\text{ReO}_4^- + 4 \text{H}^+ + 3 \text{e} \rightleftharpoons \text{ReO}_2 + 2 \text{H}_2\text{O}$	0.510
$\text{P}(\text{red}) + 3 \text{H}^+ + 3 \text{e} \rightleftharpoons \text{PH}_3(\text{g})$	-0.111	$\text{ReO}_2 + 4 \text{H}^+ + 4 \text{e} \rightleftharpoons \text{Re} + 2 \text{H}_2\text{O}$	0.2513
$\text{P}(\text{white}) + 3 \text{H}^+ + 3 \text{e} \rightleftharpoons \text{PH}_3(\text{g})$	-0.063	$\text{ReO}_4^- + 2 \text{H}^+ + \text{e} \rightleftharpoons \text{ReO}_3 + \text{H}_2\text{O}$	0.768
$\text{P} + 3 \text{H}_2\text{O} + 3 \text{e} \rightleftharpoons \text{PH}_3(\text{g}) + 3 \text{OH}^-$	-0.87	$\text{ReO}_4^- + 4 \text{H}_2\text{O} + 7 \text{e} \rightleftharpoons \text{Re} + 8 \text{OH}^-$	-0.584
$\text{H}_2\text{P}_2^- + \text{e} \rightleftharpoons \text{P} + 2 \text{OH}^-$	-1.82	$\text{ReO}_4^- + 8 \text{H}^+ + 7 \text{e} \rightleftharpoons \text{Re} + 4 \text{H}_2\text{O}$	0.368
$\text{H}_3\text{PO}_2 + \text{H}^+ + \text{e} \rightleftharpoons \text{P} + 2 \text{H}_2\text{O}$	-0.508	$\text{Rh}^+ + \text{e} \rightleftharpoons \text{Rh}$	0.600
$\text{H}_3\text{PO}_3 + 2 \text{H}^+ + 2 \text{e} \rightleftharpoons \text{H}_3\text{PO}_2 + \text{H}_2\text{O}$	-0.499	$\text{Rh}^+ + 2 \text{e} \rightleftharpoons \text{Rh}$	0.600
$\text{H}_3\text{PO}_3 + 3 \text{H}^+ + 3 \text{e} \rightleftharpoons \text{P} + 3 \text{H}_2\text{O}$	-0.454	$\text{Rh}^{3+} + 3 \text{e} \rightleftharpoons \text{Rh}$	0.758
$\text{HPO}_3^{2-} + 2 \text{H}_2\text{O} + 2 \text{e} \rightleftharpoons \text{H}_2\text{PO}_2^- + 3 \text{OH}^-$	-1.65	$[\text{RhCl}_6]^{3-} + 3 \text{e} \rightleftharpoons \text{Rh} + 6 \text{Cl}^-$	0.431
$\text{HPO}_3^{2-} + 2 \text{H}_2\text{O} + 3 \text{e} \rightleftharpoons \text{P} + 5 \text{OH}^-$	-1.71	$\text{RhOH}^{2+} + \text{H}^+ + 3 \text{e} \rightleftharpoons \text{Rh} + \text{H}_2\text{O}$	0.83
$\text{H}_3\text{PO}_4 + 2 \text{H}^+ + 2 \text{e} \rightleftharpoons \text{H}_3\text{PO}_3 + \text{H}_2\text{O}$	-0.276	$\text{Ru}^{2+} + 2 \text{e} \rightleftharpoons \text{Ru}$	0.455
$\text{PO}_4^{3-} + 2 \text{H}_2\text{O} + 2 \text{e} \rightleftharpoons \text{HPO}_3^{2-} + 3 \text{OH}^-$	-1.05	$\text{Ru}^{3+} + \text{e} \rightleftharpoons \text{Ru}^{2+}$	0.2487
$\text{Pa}^{3+} + 3 \text{e} \rightleftharpoons \text{Pa}$	-1.34	$\text{RuO}_2 + 4 \text{H}^+ + 2 \text{e} \rightleftharpoons \text{Ru}^{2+} + 2 \text{H}_2\text{O}$	1.120
$\text{Pa}^{4+} + 4 \text{e} \rightleftharpoons \text{Pa}$	-1.49	$\text{RuO}_4^- + \text{e} \rightleftharpoons \text{RuO}_4^{2-}$	0.59
$\text{Pa}^{4+} + \text{e} \rightleftharpoons \text{Pa}^{3+}$	-1.9	$\text{RuO}_4 + \text{e} \rightleftharpoons \text{RuO}_4^-$	1.00
$\text{Pb}^{2+} + 2 \text{e} \rightleftharpoons \text{Pb}$	-0.1262	$\text{RuO}_4 + 6 \text{H}^+ + 4 \text{e} \rightleftharpoons \text{Ru}(\text{OH})_2^{2+} + 2 \text{H}_2\text{O}$	1.40
$\text{Pb}^{2+} + 2 \text{e} \rightleftharpoons \text{Pb}(\text{Hg})$	-0.1205	$\text{RuO}_4 + 8 \text{H}^+ + 8 \text{e} \rightleftharpoons \text{Ru} + 4 \text{H}_2\text{O}$	1.038
$\text{PbBr}_2 + 2 \text{e} \rightleftharpoons \text{Pb} + 2 \text{Br}^-$	-0.284	$[\text{Ru}(\text{bipy})_3]^{3+} + \text{e}^- \rightleftharpoons [\text{Ru}(\text{bipy})_3]^{2+}$	1.24
$\text{PbCl}_2 + 2 \text{e} \rightleftharpoons \text{Pb} + 2 \text{Cl}^-$	-0.2675	$[\text{Ru}(\text{H}_2\text{O})_6]^{3+} + \text{e}^- \rightleftharpoons [\text{Ru}(\text{H}_2\text{O})_6]^{2+}$	0.23
$\text{PbF}_2 + 2 \text{e} \rightleftharpoons \text{Pb} + 2 \text{F}^-$	-0.3444	$[\text{Ru}(\text{NH}_3)_6]^{3+} + \text{e}^- \rightleftharpoons [\text{Ru}(\text{NH}_3)_6]^{2+}$	0.10
$\text{PbHPO}_4 + 2 \text{e} \rightleftharpoons \text{Pb} + \text{HPO}_4^{2-}$	-0.465	$[\text{Ru}(\text{en})_3]^{3+} + \text{e}^- \rightleftharpoons [\text{Ru}(\text{en})_3]^{2+}$	0.210
$\text{PbI}_2 + 2 \text{e} \rightleftharpoons \text{Pb} + 2 \text{I}^-$	-0.365	$[\text{Ru}(\text{CN})_6]^{3+} + \text{e}^- \rightleftharpoons [\text{Ru}(\text{CN})_6]^{4-}$	0.86
$\text{PbO} + \text{H}_2\text{O} + 2 \text{e} \rightleftharpoons \text{Pb} + 2 \text{OH}^-$	-0.580	$\text{S} + 2 \text{e} \rightleftharpoons \text{S}^{2-}$	-0.47627
$\text{PbO}_2 + 4 \text{H}^+ + 2 \text{e} \rightleftharpoons \text{Pb}^{2+} + 2 \text{H}_2\text{O}$	1.455	$\text{S} + 2 \text{H}^+ + 2 \text{e} \rightleftharpoons \text{H}_2\text{S}(\text{aq})$	0.142
$\text{HPbO}_2^- + \text{H}_2\text{O} + 2 \text{e} \rightleftharpoons \text{Pb} + 3 \text{OH}^-$	-0.537	$\text{S} + \text{H}_2\text{O} + 2 \text{e} \rightleftharpoons \text{SH}^- + \text{OH}^-$	-0.478
$\text{PbO}_2 + \text{H}_2\text{O} + 2 \text{e} \rightleftharpoons \text{PbO} + 2 \text{OH}^-$	0.247	$2 \text{S} + 2 \text{e} \rightleftharpoons \text{S}_2^{2-}$	-0.42836
$\text{PbO}_2 + \text{SO}_4^{2-} + 4 \text{H}^+ + 2 \text{e} \rightleftharpoons \text{PbSO}_4 + 2 \text{H}_2\text{O}$	1.6913	$\text{S}_2\text{O}_6^{2-} + 4 \text{H}^+ + 2 \text{e} \rightleftharpoons 2 \text{H}_2\text{SO}_3$	0.564
$\text{PbSO}_4 + 2 \text{e} \rightleftharpoons \text{Pb} + \text{SO}_4^{2-}$	-0.3588	$\text{S}_2\text{O}_8^{2-} + 2 \text{e} \rightleftharpoons 2 \text{SO}_4^{2-}$	2.010
$\text{PbSO}_4 + 2 \text{e} \rightleftharpoons \text{Pb}(\text{Hg}) + \text{SO}_4^{2-}$	-0.3505	$\text{S}_2\text{O}_8^{2-} + 2 \text{H}^+ + 2 \text{e} \rightleftharpoons 2 \text{HSO}_4^-$	2.123
$\text{Pd}^{2+} + 2 \text{e} \rightleftharpoons \text{Pd}$	0.951	$\text{S}_4\text{O}_6^{2-} + 2 \text{e} \rightleftharpoons 2 \text{S}_2\text{O}_3^{2-}$	0.08
$[\text{PdCl}_4]^{2-} + 2 \text{e} \rightleftharpoons \text{Pd} + 4 \text{Cl}^-$	0.591	$2 \text{H}_2\text{SO}_3 + \text{H}^+ + 2 \text{e} \rightleftharpoons \text{HS}_2\text{O}_4^- + 2 \text{H}_2\text{O}$	-0.056
$[\text{PdCl}_6]^{2-} + 2 \text{e} \rightleftharpoons [\text{PdCl}_4]^{2-} + 2 \text{Cl}^-$	1.288	$\text{H}_2\text{SO}_3 + 4 \text{H}^+ + 4 \text{e} \rightleftharpoons \text{S} + 3 \text{H}_2\text{O}$	0.449
$\text{Pd}(\text{OH})_2 + 2 \text{e} \rightleftharpoons \text{Pd} + 2 \text{OH}^-$	0.07	$2 \text{SO}_3^{2-} + 2 \text{H}_2\text{O} + 2 \text{e} \rightleftharpoons \text{S}_2\text{O}_4^{2-} + 4 \text{OH}^-$	-1.12
$\text{Pm}^{2+} + 2 \text{e} \rightleftharpoons \text{Pm}$	-2.2	$2 \text{SO}_3^{2-} + 3 \text{H}_2\text{O} + 4 \text{e} \rightleftharpoons \text{S}_2\text{O}_3^{2-} + 6 \text{OH}^-$	-0.571
$\text{Pm}^{3+} + 3 \text{e} \rightleftharpoons \text{Pm}$	-2.30	$\text{SO}_4^{2-} + 4 \text{H}^+ + 2 \text{e} \rightleftharpoons \text{H}_2\text{SO}_3 + \text{H}_2\text{O}$	0.172
$\text{Pm}^{3+} + \text{e} \rightleftharpoons \text{Pm}^{2+}$	-2.6	$2 \text{SO}_4^{2-} + 4 \text{H}^+ + 2 \text{e} \rightleftharpoons \text{S}_2\text{O}_6^{2-} + \text{H}_2\text{O}$	-0.22
$\text{Po}^{4+} + 2 \text{e} \rightleftharpoons \text{Po}^{2+}$	0.9	$\text{SO}_4^{2-} + \text{H}_2\text{O} + 2 \text{e} \rightleftharpoons \text{SO}_3^{2-} + 2 \text{OH}^-$	-0.93
$\text{Po}^{4+} + 4 \text{e} \rightleftharpoons \text{Po}$	0.76	$\text{Sb} + 3 \text{H}^+ + 3 \text{e} \rightleftharpoons \text{SbH}_3$	-0.510

Reaction	E°/V	Reaction	E°/V
$\text{Sb}_2\text{O}_3 + 6 \text{H}^+ + 6 \text{e} \rightleftharpoons 2 \text{Sb} + 3 \text{H}_2\text{O}$	0.152	$\text{Ti}^{3+} + 3 \text{e} \rightleftharpoons \text{Ti}$	-1.37
Sb_2O_5 (senarmontite) + $4 \text{H}^+ + 4 \text{e} \rightleftharpoons \text{Sb}_2\text{O}_3 + 2 \text{H}_2\text{O}$	0.671	$\text{TiOH}^{3+} + \text{H}^+ + \text{e} \rightleftharpoons \text{Ti}^{3+} + \text{H}_2\text{O}$	-0.055
Sb_2O_5 (valentinite) + $4 \text{H}^+ + 4 \text{e} \rightleftharpoons \text{Sb}_2\text{O}_3 + 2 \text{H}_2\text{O}$	0.649	$\text{Tl}^+ + \text{e} \rightleftharpoons \text{Tl}$	-0.336
$\text{Sb}_2\text{O}_5 + 6 \text{H}^+ + 4 \text{e} \rightleftharpoons 2 \text{SbO}^+ + 3 \text{H}_2\text{O}$	0.581	$\text{Tl}^+ + \text{e} \rightleftharpoons \text{Tl(Hg)}$	-0.3338
$\text{SbO}^+ + 2 \text{H}^+ + 3 \text{e} \rightleftharpoons \text{Sb} + 2 \text{H}_2\text{O}$	0.212	$\text{Tl}^{3+} + 2 \text{e} \rightleftharpoons \text{Tl}^+$	1.252
$\text{SbO}_2^- + 2 \text{H}_2\text{O} + 3 \text{e} \rightleftharpoons \text{Sb} + 4 \text{OH}^-$	-0.66	$\text{Tl}^{3+} + 3 \text{e} \rightleftharpoons \text{Tl}$	0.741
$\text{SbO}_3^- + \text{H}_2\text{O} + 2 \text{e} \rightleftharpoons \text{SbO}_2^- + 2 \text{OH}^-$	-0.59	$\text{TlBr} + \text{e} \rightleftharpoons \text{Tl} + \text{Br}^-$	-0.658
$\text{Sc}^{3+} + 3 \text{e} \rightleftharpoons \text{Sc}$	-2.077	$\text{TlCl} + \text{e} \rightleftharpoons \text{Tl} + \text{Cl}^-$	-0.5568
$\text{Se} + 2 \text{e} \rightleftharpoons \text{Se}^{2-}$	-0.924	$\text{TlI} + \text{e} \rightleftharpoons \text{Tl} + \text{I}^-$	-0.752
$\text{Se} + 2 \text{H}^+ + 2 \text{e} \rightleftharpoons \text{H}_2\text{Se(aq)}$	-0.399	$\text{Ti}_2\text{O}_3 + 3 \text{H}_2\text{O} + 4 \text{e} \rightleftharpoons 2 \text{Ti}^+ + 6 \text{OH}^-$	0.02
$\text{H}_2\text{SeO}_3 + 4 \text{H}^+ + 4 \text{e} \rightleftharpoons \text{Se} + 3 \text{H}_2\text{O}$	0.74	$\text{TIOH} + \text{e} \rightleftharpoons \text{Tl} + \text{OH}^-$	-0.34
$\text{Se} + 2 \text{H}^+ + 2 \text{e} \rightleftharpoons \text{H}_2\text{Se}$	-0.082	$\text{Ti(OH)}_3 + 2 \text{e} \rightleftharpoons \text{TIOH} + 2 \text{OH}^-$	-0.05
$\text{SeO}_3^{2-} + 3 \text{H}_2\text{O} + 4 \text{e} \rightleftharpoons \text{Se} + 6 \text{OH}^-$	-0.366	$\text{Ti}_2\text{SO}_4 + 2 \text{e} \rightleftharpoons \text{Tl} + \text{SO}_4^{2-}$	-0.4360
$\text{SeO}_4^{2-} + 4 \text{H}^+ + 2 \text{e} \rightleftharpoons \text{H}_2\text{SeO}_3 + \text{H}_2\text{O}$	1.151	$\text{Tm}^{3+} + \text{e} \rightleftharpoons \text{Tm}^{2+}$	-2.2
$\text{SeO}_4^{2-} + \text{H}_2\text{O} + 2 \text{e} \rightleftharpoons \text{SeO}_3^{2-} + 2 \text{OH}^-$	0.05	$\text{Tm}^{3+} + 3 \text{e} \rightleftharpoons \text{Tm}$	-2.319
$\text{SiF}_6^{2-} + 4 \text{e} \rightleftharpoons \text{Si} + 6 \text{F}^-$	-1.24	$\text{Tm}^{2+} + 2 \text{e} \rightleftharpoons \text{Tm}$	-2.4
$\text{SiO} + 2 \text{H}^+ + 2 \text{e} \rightleftharpoons \text{Si} + \text{H}_2\text{O}$	-0.8	$\text{U}^{3+} + 3 \text{e} \rightleftharpoons \text{U}$	-1.798
SiO_2 (quartz) + $4 \text{H}^+ + 4 \text{e} \rightleftharpoons \text{Si} + 2 \text{H}_2\text{O}$	0.857	$\text{U}^{4+} + \text{e} \rightleftharpoons \text{U}^{3+}$	-0.607
$\text{SiO}_3^{2-} + 3 \text{H}_2\text{O} + 4 \text{e} \rightleftharpoons \text{Si} + 6 \text{OH}^-$	-1.697	$\text{UO}_2^+ + 4 \text{H}^+ + \text{e} \rightleftharpoons \text{U}^{4+} + 2 \text{H}_2\text{O}$	0.612
$\text{Sm}^{3+} + \text{e} \rightleftharpoons \text{Sm}^{2+}$	-1.55	$\text{UO}_2^{2+} + \text{e} \rightleftharpoons \text{UO}^+$	0.062
$\text{Sm}^{3+} + 3 \text{e} \rightleftharpoons \text{Sm}$	-2.304	$\text{UO}_2^{2+} + 4 \text{H}^+ + 2 \text{e} \rightleftharpoons \text{U}^{4+} + 2 \text{H}_2\text{O}$	0.327
$\text{Sm}^{2+} + 2 \text{e} \rightleftharpoons \text{Sm}$	-2.68	$\text{UO}_2^{2+} + 4 \text{H}^+ + 6 \text{e} \rightleftharpoons \text{U} + 2 \text{H}_2\text{O}$	-1.444
$\text{Sn}^{2+} + 2 \text{e} \rightleftharpoons \text{Sn}$	-0.1375	$\text{V}^{2+} + 2 \text{e} \rightleftharpoons \text{V}$	-1.175
$\text{Sn}^{4+} + 2 \text{e} \rightleftharpoons \text{Sn}^{2+}$	0.151	$\text{V}^{3+} + \text{e} \rightleftharpoons \text{V}^{2+}$	-0.255
$\text{Sn(OH)}_3^+ + 3 \text{H}^+ + 2 \text{e} \rightleftharpoons \text{Sn}^{2+} + 3 \text{H}_2\text{O}$	0.142	$\text{VO}^{2+} + 2 \text{H}^+ + \text{e} \rightleftharpoons \text{V}^{3+} + \text{H}_2\text{O}$	0.337
$\text{SnO}_2 + 4 \text{H}^+ + 2 \text{e} \rightleftharpoons \text{Sn}^{2+} + 2 \text{H}_2\text{O}$	-0.094	$\text{VO}_2^+ + 2 \text{H}^+ + \text{e} \rightleftharpoons \text{VO}^{2+} + \text{H}_2\text{O}$	0.991
$\text{SnO}_2 + 4 \text{H}^+ + 4 \text{e} \rightleftharpoons \text{Sn} + 2 \text{H}_2\text{O}$	-0.117	$\text{V}_2\text{O}_5 + 6 \text{H}^+ + 2 \text{e} \rightleftharpoons 2 \text{VO}^{2+} + 3 \text{H}_2\text{O}$	0.957
$\text{SnO}_2 + 3 \text{H}^+ + 2 \text{e} \rightleftharpoons \text{SnOH}^+ + \text{H}_2\text{O}$	-0.194	$\text{V}_2\text{O}_5 + 10 \text{H}^+ + 10 \text{e} \rightleftharpoons 2 \text{V} + 5 \text{H}_2\text{O}$	-0.242
$\text{SnO}_2 + 2 \text{H}_2\text{O} + 4 \text{e} \rightleftharpoons \text{Sn} + 4 \text{OH}^-$	-0.945	$\text{V(OH)}_4^+ + 2 \text{H}^+ + \text{e} \rightleftharpoons \text{VO}^{2+} + 3 \text{H}_2\text{O}$	1.00
$\text{HSnO}_2^- + \text{H}_2\text{O} + 2 \text{e} \rightleftharpoons \text{Sn} + 3 \text{OH}^-$	-0.909	$\text{V(OH)}_4^+ + 4 \text{H}^+ + 5 \text{e} \rightleftharpoons \text{V} + 4 \text{H}_2\text{O}$	-0.254
$\text{Sn(OH)}_6^{2-} + 2 \text{e} \rightleftharpoons \text{HSnO}_2^- + 3 \text{OH}^- + \text{H}_2\text{O}$	-0.93	$[\text{V(phen)}_3]^{3+} + \text{e} \rightleftharpoons [\text{V(phen)}_3]^{2+}$	0.14
$\text{Sr}^+ + \text{e} \rightleftharpoons \text{Sr}$	-4.10	$\text{W}^{3+} + 3 \text{e} \rightleftharpoons \text{W}$	0.1
$\text{Sr}^{2+} + 2 \text{e} \rightleftharpoons \text{Sr}$	-2.899	$\text{W}_2\text{O}_5 + 2 \text{H}^+ + 2 \text{e} \rightleftharpoons 2 \text{WO}_2 + \text{H}_2\text{O}$	-0.031
$\text{Sr}^{2+} + 2 \text{e} \rightleftharpoons \text{Sr(Hg)}$	-1.793	$\text{WO}_2 + 4 \text{H}^+ + 4 \text{e} \rightleftharpoons \text{W} + 2 \text{H}_2\text{O}$	-0.119
$\text{Sr(OH)}_2 + 2 \text{e} \rightleftharpoons \text{Sr} + 2 \text{OH}^-$	-2.88	$\text{WO}_3 + 6 \text{H}^+ + 6 \text{e} \rightleftharpoons \text{W} + 3 \text{H}_2\text{O}$	-0.090
$\text{Ta}_2\text{O}_5 + 10 \text{H}^+ + 10 \text{e} \rightleftharpoons 2 \text{Ta} + 5 \text{H}_2\text{O}$	-0.750	$\text{WO}_3 + 2 \text{H}^+ + 2 \text{e} \rightleftharpoons \text{WO}_2 + \text{H}_2\text{O}$	0.036
$\text{Ta}^{3+} + 3 \text{e} \rightleftharpoons \text{Ta}$	-0.6	$2 \text{WO}_3 + 2 \text{H}^+ + 2 \text{e} \rightleftharpoons \text{W}_2\text{O}_5 + \text{H}_2\text{O}$	-0.029
$\text{Tc}^{2+} + 2 \text{e} \rightleftharpoons \text{Tc}$	0.400	$\text{H}_4\text{XeO}_6 + 2 \text{H}^+ + 2 \text{e} \rightleftharpoons \text{XeO}_3 + 3 \text{H}_2\text{O}$	2.42
$\text{TcO}_4^- + 4 \text{H}^+ + 3 \text{e} \rightleftharpoons \text{TcO}_2 + 2 \text{H}_2\text{O}$	0.782	$\text{XeO}_3 + 6 \text{H}^+ + 6 \text{e} \rightleftharpoons \text{Xe} + 3 \text{H}_2\text{O}$	2.10
$\text{Tc}^{3+} + \text{e} \rightleftharpoons \text{Tc}^{2+}$	0.3	$\text{XeF} + \text{e} \rightleftharpoons \text{Xe} + \text{F}^-$	3.4
$\text{TcO}_4^- + 8 \text{H}^+ + 7 \text{e} \rightleftharpoons \text{Tc} + 4 \text{H}_2\text{O}$	0.472	$\text{Y}^{3+} + 3 \text{e} \rightleftharpoons \text{Y}$	-2.372
$\text{Tb}^{4+} + \text{e} \rightleftharpoons \text{Tb}^{3+}$	3.1	$\text{Yb}^{3+} + \text{e} \rightleftharpoons \text{Yb}^{2+}$	-1.05
$\text{Tb}^{3+} + 3 \text{e} \rightleftharpoons \text{Tb}$	-2.28	$\text{Yb}^{3+} + 3 \text{e} \rightleftharpoons \text{Yb}$	-2.19
$\text{Te} + 2 \text{e} \rightleftharpoons \text{Te}^{2-}$	-1.143	$\text{Yb}^{2+} + 2 \text{e} \rightleftharpoons \text{Yb}$	-2.76
$\text{Te} + 2 \text{H}^+ + 2 \text{e} \rightleftharpoons \text{H}_2\text{Te}$	-0.793	$\text{Zn}^{2+} + 2 \text{e} \rightleftharpoons \text{Zn}$	-0.7618
$\text{Te}^{4+} + 4 \text{e} \rightleftharpoons \text{Te}$	0.568	$\text{Zn}^{2+} + 2 \text{e} \rightleftharpoons \text{Zn(Hg)}$	-0.7628
$\text{TeO}_2 + 4 \text{H}^+ + 4 \text{e} \rightleftharpoons \text{Te} + 2 \text{H}_2\text{O}$	0.593	$\text{ZnO}_2^{2-} + 2 \text{H}_2\text{O} + 2 \text{e} \rightleftharpoons \text{Zn} + 4 \text{OH}^-$	-1.215
$\text{TeO}_3^{2-} + 3 \text{H}_2\text{O} + 4 \text{e} \rightleftharpoons \text{Te} + 6 \text{OH}^-$	-0.57	$\text{ZnSO}_4 \cdot 7 \text{H}_2\text{O} + 2 \text{e} \rightleftharpoons \text{Zn(Hg)} + \text{SO}_4^{2-} + 7 \text{H}_2\text{O (Saturated ZnSO}_4)$	-0.7993
$\text{TeO}_4^- + 8 \text{H}^+ + 7 \text{e} \rightleftharpoons \text{Te} + 4 \text{H}_2\text{O}$	0.472	$\text{ZnOH}^+ + \text{H}^+ + 2 \text{e} \rightleftharpoons \text{Zn} + \text{H}_2\text{O}$	-0.497
$\text{H}_6\text{TeO}_6 + 2 \text{H}^+ + 2 \text{e} \rightleftharpoons \text{TeO}_2 + 4 \text{H}_2\text{O}$	1.02	$\text{Zn(OH)}_4^{2-} + 2 \text{e} \rightleftharpoons \text{Zn} + 4 \text{OH}^-$	-1.199
$\text{Th}^{4+} + 4 \text{e} \rightleftharpoons \text{Th}$	-1.899	$\text{Zn(OH)}_2 + 2 \text{e} \rightleftharpoons \text{Zn} + 2 \text{OH}^-$	-1.249
$\text{ThO}_2 + 4 \text{H}^+ + 4 \text{e} \rightleftharpoons \text{Th} + 2 \text{H}_2\text{O}$	-1.789	$\text{ZnO} + \text{H}_2\text{O} + 2 \text{e} \rightleftharpoons \text{Zn} + 2 \text{OH}^-$	-1.260
$\text{Th(OH)}_4 + 4 \text{e} \rightleftharpoons \text{Th} + 4 \text{OH}^-$	-2.48	$\text{ZrO}_2 + 4 \text{H}^+ + 4 \text{e} \rightleftharpoons \text{Zr} + 2 \text{H}_2\text{O}$	-1.553
$\text{Ti}^{2+} + 2 \text{e} \rightleftharpoons \text{Ti}$	-1.630	$\text{ZrO(OH)}_2 + \text{H}_2\text{O} + 4 \text{e} \rightleftharpoons \text{Zr} + 4 \text{OH}^-$	-2.36
$\text{Ti}^{3+} + \text{e} \rightleftharpoons \text{Ti}^{2+}$	-0.9	$\text{Zr}^{4+} + 4 \text{e} \rightleftharpoons \text{Zr}$	-1.45
$\text{TiO}_2 + 4 \text{H}^+ + 2 \text{e} \rightleftharpoons \text{Ti}^{2+} + 2 \text{H}_2\text{O}$	-0.502		

TABLE 2. Reduction Reactions Having E° Values More Positive than That of the Standard Hydrogen Electrode

Reaction	E°/V	Reaction	E°/V
$2\text{H}^+ + 2\text{e} \rightleftharpoons \text{H}_2$	0.00000	$\text{Hg}_2\text{Cl}_2 + 2\text{e} \rightleftharpoons 2\text{Hg} + 2\text{Cl}^-$	0.26808
$\text{CuI}_2^- + \text{e} \rightleftharpoons \text{Cu} + 2\text{I}^-$	0.00	Calomel electrode, 1 molal KCl	0.2800
$\text{Ge}^{4+} + 2\text{e} \rightleftharpoons \text{Ge}^{2+}$	0.00	Calomel electrode, 1 molar KCl (NCE)	0.2801
$\text{NO}_3^- + \text{H}_2\text{O} + 2\text{e} \rightleftharpoons \text{NO}_2^- + 2\text{OH}^-$	0.01	$\text{At}_2 + 2\text{e} \rightleftharpoons 2\text{At}^-$	0.3
$\text{Tl}_2\text{O}_3 + 3\text{H}_2\text{O} + 4\text{e} \rightleftharpoons 2\text{Tl}^+ + 6\text{OH}^-$	0.02	$\text{Re}^{3+} + 3\text{e} \rightleftharpoons \text{Re}$	0.300
$\text{SeO}_4^{2-} + \text{H}_2\text{O} + 2\text{e} \rightleftharpoons \text{SeO}_3^{2-} + 2\text{OH}^-$	0.05	$\text{Tc}^{3+} + \text{e} \rightleftharpoons \text{Tc}^{2+}$	0.3
$\text{WO}_3 + 2\text{H}^+ + 2\text{e} \rightleftharpoons \text{WO}_2 + \text{H}_2\text{O}$	0.036	$\text{Bi}^{3+} + 3\text{e} \rightleftharpoons \text{Bi}$	0.308
$\text{UO}_2^{2+} + \text{e} \rightleftharpoons \text{UO}_2^+$	0.062	$\text{BiO}^+ + 2\text{H}^+ + 3\text{e} \rightleftharpoons \text{Bi} + \text{H}_2\text{O}$	0.320
$\text{Pd}(\text{OH})_2 + 2\text{e} \rightleftharpoons \text{Pd} + 2\text{OH}^-$	0.07	$\text{UO}_2^{2+} + 4\text{H}^+ + 2\text{e} \rightleftharpoons \text{U}^{4+} + 2\text{H}_2\text{O}$	0.327
$\text{AgBr} + \text{e} \rightleftharpoons \text{Ag} + \text{Br}^-$	0.07133	$\text{ClO}_3^- + \text{H}_2\text{O} + 2\text{e} \rightleftharpoons \text{ClO}_2^- + 2\text{OH}^-$	0.33
$\text{MoO}_3 + 6\text{H}^+ + 6\text{e} \rightleftharpoons \text{Mo} + 3\text{H}_2\text{O}$	0.075	$2\text{HCNO} + 2\text{H}^+ + 2\text{e} \rightleftharpoons (\text{CN})_2 + 2\text{H}_2\text{O}$	0.330
$\text{S}_4\text{O}_6^{2-} + 2\text{e} \rightleftharpoons 2\text{S}_2\text{O}_3^{2-}$	0.08	Calomel electrode, 0.1 molar KCl	0.3337
$\text{H}_3\text{Mo}_7\text{O}_{24}^{3-} + 45\text{H}^+ + 42\text{e} \rightleftharpoons 7\text{Mo} + 24\text{H}_2\text{O}$	0.082	$\text{VO}^{2+} + 2\text{H}^+ + \text{e} \rightleftharpoons \text{V}^{3+} + \text{H}_2\text{O}$	0.337
$\text{AgSCN} + \text{e} \rightleftharpoons \text{Ag} + \text{SCN}^-$	0.8951	$\text{Cu}^{2+} + 2\text{e} \rightleftharpoons \text{Cu}$	0.3419
$\text{N}_2 + 2\text{H}_2\text{O} + 6\text{H}^+ + 6\text{e} \rightleftharpoons 2\text{NH}_4\text{OH}$	0.092	$\text{Ag}_2\text{O} + \text{H}_2\text{O} + 2\text{e} \rightleftharpoons 2\text{Ag} + 2\text{OH}^-$	0.342
$\text{HgO} + \text{H}_2\text{O} + 2\text{e} \rightleftharpoons \text{Hg} + 2\text{OH}^-$	0.0977	$\text{Cu}^{2+} + 2\text{e} \rightleftharpoons \text{Cu}(\text{Hg})$	0.345
$\text{Ir}_2\text{O}_3 + 3\text{H}_2\text{O} + 6\text{e} \rightleftharpoons 2\text{Ir} + 6\text{OH}^-$	0.098	$\text{AgIO}_3 + \text{e} \rightleftharpoons \text{Ag} + \text{IO}_3^-$	0.354
$2\text{NO} + 2\text{e} \rightleftharpoons \text{N}_2\text{O}_2^{2-}$	0.10	$[\text{Fe}(\text{CN})_6]^{3-} + \text{e} \rightleftharpoons [\text{Fe}(\text{CN})_6]^{4-}$	0.358
$[\text{Ru}(\text{NH}_3)_6]^{3+} + \text{e} \rightleftharpoons [\text{Ru}(\text{NH}_3)_6]^{2+}$	0.10	$\text{ClO}_4^- + \text{H}_2\text{O} + 2\text{e} \rightleftharpoons \text{ClO}_3^- + 2\text{OH}^-$	0.36
$\text{W}^{3+} + 3\text{e} \rightleftharpoons \text{W}$	0.1	$\text{Ag}_2\text{SeO}_3 + 2\text{e} \rightleftharpoons 2\text{Ag} + \text{SeO}_3^{2-}$	0.3629
$[\text{Co}(\text{NH}_3)_6]^{3+} + \text{e} \rightleftharpoons [\text{Co}(\text{NH}_3)_6]^{2+}$	0.108	$\text{ReO}_4^- + 8\text{H}^+ + 7\text{e} \rightleftharpoons \text{Re} + 4\text{H}_2\text{O}$	0.368
$\text{Hg}_2\text{O} + \text{H}_2\text{O} + 2\text{e} \rightleftharpoons 2\text{Hg} + 2\text{OH}^-$	0.123	$(\text{CN})_2 + 2\text{H}^+ + 2\text{e} \rightleftharpoons 2\text{HCN}$	0.373
$\text{Ge}^{4+} + 4\text{e} \rightleftharpoons \text{Ge}$	0.124	$[\text{Fericinium}]^+ + \text{e} \rightleftharpoons \text{ferrocene}$	0.400
$\text{Hg}_2\text{Br}_2 + 2\text{e} \rightleftharpoons 2\text{Hg} + 2\text{Br}^-$	0.13923	$\text{Tc}^{2+} + 2\text{e} \rightleftharpoons \text{Tc}$	0.400
$\text{Pt}(\text{OH})_2 + 2\text{e} \rightleftharpoons \text{Pt} + 2\text{OH}^-$	0.14	$\text{O}_2 + 2\text{H}_2\text{O} + 4\text{e} \rightleftharpoons 4\text{OH}^-$	0.401
$[\text{V}(\text{phen})_3]^{3+} + \text{e} \rightleftharpoons [\text{V}(\text{phen})_3]^{2+}$	0.14	$\text{AgOCN} + \text{e} \rightleftharpoons \text{Ag} + \text{OCN}^-$	0.41
$\text{S} + 2\text{H}^+ + 2\text{e} \rightleftharpoons \text{H}_2\text{S}(\text{aq})$	0.142	$[\text{RhCl}_6]^{3-} + 3\text{e} \rightleftharpoons \text{Rh} + 6\text{Cl}^-$	0.431
$\text{Sn}(\text{OH})_3^+ + 3\text{H}^+ + 2\text{e} \rightleftharpoons \text{Sn}^{2+} + 3\text{H}_2\text{O}$	0.142	$\text{Ag}_2\text{CrO}_4 + 2\text{e} \rightleftharpoons 2\text{Ag} + \text{CrO}_4^{2-}$	0.4470
$\text{Np}^{4+} + \text{e} \rightleftharpoons \text{Np}^{3+}$	0.147	$\text{H}_2\text{SO}_3 + 4\text{H}^+ + 4\text{e} \rightleftharpoons \text{S} + 3\text{H}_2\text{O}$	0.449
$\text{Ag}_4[\text{Fe}(\text{CN})_6] + 4\text{e} \rightleftharpoons 4\text{Ag} + [\text{Fe}(\text{CN})_6]^{4-}$	0.1478	$\text{Ru}^{2+} + 2\text{e} \rightleftharpoons \text{Ru}$	0.455
$\text{IO}_3^- + 2\text{H}_2\text{O} + 4\text{e} \rightleftharpoons \text{IO}^- + 4\text{OH}^-$	0.15	$\text{Ag}_2\text{MoO}_4 + 2\text{e} \rightleftharpoons 2\text{Ag} + \text{MoO}_4^{2-}$	0.4573
$\text{Mn}(\text{OH})_3 + \text{e} \rightleftharpoons \text{Mn}(\text{OH})_2 + \text{OH}^-$	0.15	$\text{Ag}_2\text{C}_2\text{O}_4 + 2\text{e} \rightleftharpoons 2\text{Ag} + \text{C}_2\text{O}_4^{2-}$	0.4647
$2\text{NO}_2^- + 3\text{H}_2\text{O} + 4\text{e} \rightleftharpoons \text{N}_2\text{O} + 6\text{OH}^-$	0.15	$\text{Ag}_2\text{WO}_4 + 2\text{e} \rightleftharpoons 2\text{Ag} + \text{WO}_4^{2-}$	0.4660
$\text{Sn}^{4+} + 2\text{e} \rightleftharpoons \text{Sn}^{2+}$	0.151	$\text{Ag}_2\text{CO}_3 + 2\text{e} \rightleftharpoons 2\text{Ag} + \text{CO}_3^{2-}$	0.47
$\text{Sb}_2\text{O}_3 + 6\text{H}^+ + 6\text{e} \rightleftharpoons 2\text{Sb} + 3\text{H}_2\text{O}$	0.152	$\text{TcO}_4^- + 8\text{H}^+ + 7\text{e} \rightleftharpoons \text{Tc} + 4\text{H}_2\text{O}$	0.472
$\text{Cu}^{2+} + \text{e} \rightleftharpoons \text{Cu}^+$	0.153	$\text{TeO}_4^- + 8\text{H}^+ + 7\text{e} \rightleftharpoons \text{Te} + 4\text{H}_2\text{O}$	0.472
$\text{BiOCl} + 2\text{H}^+ + 3\text{e} \rightleftharpoons \text{Bi} + \text{Cl}^- + \text{H}_2\text{O}$	0.1583	$\text{IO}^- + \text{H}_2\text{O} + 2\text{e} \rightleftharpoons \text{I}^- + 2\text{OH}^-$	0.485
$\text{BiCl}_4^- + 3\text{e} \rightleftharpoons \text{Bi} + 4\text{Cl}^-$	0.16	$\text{NiO}_2 + 2\text{H}_2\text{O} + 2\text{e} \rightleftharpoons \text{Ni}(\text{OH})_2 + 2\text{OH}^-$	0.490
$\text{Fe}_2\text{O}_3 + 4\text{H}^+ + 2\text{e} \rightleftharpoons 2\text{FeOH}^+ + \text{H}_2\text{O}$	0.16	$\text{Bi}^+ + \text{e} \rightleftharpoons \text{Bi}$	0.5
$\text{Co}(\text{OH})_3 + \text{e} \rightleftharpoons \text{Co}(\text{OH})_2 + \text{OH}^-$	0.17	$\text{ReO}_4^- + 4\text{H}^+ + 3\text{e} \rightleftharpoons \text{ReO}_2 + 2\text{H}_2\text{O}$	0.510
$\text{SO}_4^{2-} + 4\text{H}^+ + 2\text{e} \rightleftharpoons \text{H}_2\text{SO}_3 + \text{H}_2\text{O}$	0.172	$\text{Hg}_2(\text{ac})_2 + 2\text{e} \rightleftharpoons 2\text{Hg} + 2(\text{ac})^-$	0.51163
$\text{Bi}^{3+} + 2\text{e} \rightleftharpoons \text{Bi}^+$	0.2	$\text{Cu}^+ + \text{e} \rightleftharpoons \text{Cu}$	0.521
$[\text{Ru}(\text{en})_3]^{3+} + \text{e} \rightleftharpoons [\text{Ru}(\text{en})_3]^{2+}$	0.210	$\text{I}_2 + 2\text{e} \rightleftharpoons 2\text{I}^-$	0.5355
$\text{SbO}^+ + 2\text{H}^+ + 3\text{e} \rightleftharpoons \text{Sb} + 2\text{H}_2\text{O}$	0.212	$\text{I}_3^- + 2\text{e} \rightleftharpoons 3\text{I}^-$	0.536
$\text{AgCl} + \text{e} \rightleftharpoons \text{Ag} + \text{Cl}^-$	0.22233	$\text{AgBrO}_3 + \text{e} \rightleftharpoons \text{Ag} + \text{BrO}_3^-$	0.546
$[\text{Ru}(\text{H}_2\text{O})_6]^{3+} + \text{e} \rightleftharpoons [\text{Ru}(\text{H}_2\text{O})_6]^{2+}$	0.23	$\text{MnO}_4^- + \text{e} \rightleftharpoons \text{MnO}_4^{2-}$	0.558
$\text{As}_2\text{O}_3 + 6\text{H}^+ + 6\text{e} \rightleftharpoons 2\text{As} + 3\text{H}_2\text{O}$	0.234	$\text{H}_3\text{AsO}_4 + 2\text{H}^+ + 2\text{e} \rightleftharpoons \text{HAsO}_2 + 2\text{H}_2\text{O}$	0.560
Calomel electrode, saturated NaCl (SSCE)	0.2360	$\text{S}_2\text{O}_6^{2-} + 4\text{H}^+ + 2\text{e} \rightleftharpoons 2\text{H}_2\text{SO}_3$	0.564
$\text{Ge}^{2+} + 2\text{e} \rightleftharpoons \text{Ge}$	0.24	$\text{AgNO}_2 + \text{e} \rightleftharpoons \text{Ag} + \text{NO}_2^-$	0.564
$\text{Ru}^{3+} + \text{e} \rightleftharpoons \text{Ru}^{2+}$	0.24	$\text{Te}^{4+} + 4\text{e} \rightleftharpoons \text{Te}$	0.568
Calomel electrode, saturated KCl	0.2412	$\text{Sb}_2\text{O}_5 + 6\text{H}^+ + 4\text{e} \rightleftharpoons 2\text{SbO}^+ + 3\text{H}_2\text{O}$	0.581
$\text{PbO}_2 + \text{H}_2\text{O} + 2\text{e} \rightleftharpoons \text{PbO} + 2\text{OH}^-$	0.247	$\text{RuO}_4^- + \text{e} \rightleftharpoons \text{RuO}_4^{2-}$	0.59
$\text{HAsO}_2 + 3\text{H}^+ + 3\text{e} \rightleftharpoons \text{As} + 2\text{H}_2\text{O}$	0.248	$[\text{PdCl}_4]^{2-} + 2\text{e} \rightleftharpoons \text{Pd} + 4\text{Cl}^-$	0.591
$\text{Ru}^{3+} + \text{e} \rightleftharpoons \text{Ru}^{2+}$	0.2487	$\text{TeO}_2 + 4\text{H}^+ + 4\text{e} \rightleftharpoons \text{Te} + 2\text{H}_2\text{O}$	0.593
$\text{ReO}_2 + 4\text{H}^+ + 4\text{e} \rightleftharpoons \text{Re} + 2\text{H}_2\text{O}$	0.2513	$\text{MnO}_4^- + 2\text{H}_2\text{O} + 3\text{e} \rightleftharpoons \text{MnO}_2 + 4\text{OH}^-$	0.595
$\text{IO}_3^- + 3\text{H}_2\text{O} + 6\text{e} \rightleftharpoons \text{I}^- + \text{OH}^-$	0.26	$\text{Rh}^{2+} + 2\text{e} \rightleftharpoons \text{Rh}$	0.600

Reaction	E°/V	Reaction	E°/V
$Rh^{+} + e \rightleftharpoons Rh$	0.600	$HIO + H^{+} + 2e \rightleftharpoons I^{-} + H_2O$	0.987
$MnO_4^{2-} + 2H_2O + 2e \rightleftharpoons MnO_2 + 4OH^{-}$	0.60	$VO_2^{+} + 2H^{+} + e \rightleftharpoons VO^{2+} + H_2O$	0.991
$2AgO + H_2O + 2e \rightleftharpoons Ag_2O + 2OH^{-}$	0.607	$PtO_2 + 4H^{+} + 4e \rightleftharpoons Pt + 2H_2O$	1.00
$BrO_3^{-} + 3H_2O + 6e \rightleftharpoons Br^{-} + 6OH^{-}$	0.61	$RuO_4 + e \rightleftharpoons RuO_4^{-}$	1.00
$UO_2^{+} + 4H^{+} + e \rightleftharpoons U^{4+} + 2H_2O$	0.612	$V(OH)_4^{+} + 2H^{+} + e \rightleftharpoons VO^{2+} + 3H_2O$	1.00
$Hg_2SO_4 + 2e \rightleftharpoons 2Hg + SO_4^{2-}$	0.6125	$AuCl_4^{-} + 3e \rightleftharpoons Au + 4Cl^{-}$	1.002
$ClO_3^{-} + 3H_2O + 6e \rightleftharpoons Cl^{-} + 6OH^{-}$	0.62	$Pu^{4+} + e \rightleftharpoons Pu^{3+}$	1.006
$Hg_2HPO_4 + 2e \rightleftharpoons 2Hg + HPO_4^{2-}$	0.6359	$PtO_2 + 2H^{+} + 2e \rightleftharpoons Pt + H_2O$	1.01
$Ag(ac) + e \rightleftharpoons Ag + (ac)^{-}$	0.643	$OsO_4 + 4H + 4e \rightleftharpoons OsO_2 + 2H_2O$	1.02
$Sb_2O_5(\text{valentinite}) + 4H^{+} + 4e \rightleftharpoons Sb_2O_3 + 2H_2O$	0.649	$H_6TeO_6 + 2H^{+} + 2e \rightleftharpoons TeO_2 + 4H_2O$	1.02
$Ag_2SO_4 + 2e \rightleftharpoons 2Ag + SO_4^{2-}$	0.654	$[Fe(bipy)_3]^{3+} + e \rightleftharpoons [Fe(bipy)_3]^{2+}$	1.03
$ClO_2^{-} + H_2O + 2e \rightleftharpoons ClO^{-} + 2OH^{-}$	0.66	$Hg(OH)_2 + 2H^{+} + 2e \rightleftharpoons Hg + 2H_2O$	1.034
$Sb_2O_5(\text{senarmontite}) + 4H^{+} + 4e \rightleftharpoons Sb_2O_3 + 2H_2O$	0.671	$N_2O_4 + 4H^{+} + 4e \rightleftharpoons 2NO + 2H_2O$	1.035
$[PtCl_6]^{2-} + 2e \rightleftharpoons [PtCl_4]^{2-} + 2Cl^{-}$	0.68	$RuO_4 + 8H^{+} + 8e \rightleftharpoons Ru + 4H_2O$	1.038
$O_2 + 2H^{+} + 2e \rightleftharpoons H_2O_2$	0.695	$[Fe(phen)_3]^{3+} + e \rightleftharpoons [Fe(phen)_3]^{2+}$ (1 molar H_2SO_4)	1.06
$p\text{-benzoquinone} + 2H^{+} + 2e \rightleftharpoons \text{hydroquinone}$	0.6992	$PuO_2(OH)_2 + H^{+} + e \rightleftharpoons PuO_2OH + H_2O$	1.062
$H_3IO_6^{2-} + 2e \rightleftharpoons IO_3^{-} + 3OH^{-}$	0.7	$N_2O_4 + 2H^{+} + 2e \rightleftharpoons 2HNO_2$	1.065
$Ag_2O_3 + H_2O + 2e \rightleftharpoons 2AgO + 2OH^{-}$	0.739	$Br_2(l) + 2e \rightleftharpoons 2Br^{-}$	1.066
$Tl^{3+} + 3e \rightleftharpoons Tl$	0.741	$IO_3^{-} + 6H^{+} + 6e \rightleftharpoons I^{-} + 3H_2O$	1.085
$[PtCl_4]^{2-} + 2e \rightleftharpoons Pt + 4Cl^{-}$	0.755	$Br_2(aq) + 2e \rightleftharpoons 2Br^{-}$	1.0873
$Rh^{3+} + 3e \rightleftharpoons Rh$	0.758	$Pu^{5+} + e \rightleftharpoons Pu^{4+}$	1.099
$ClO_2^{-} + 2H_2O + 4e \rightleftharpoons Cl^{-} + 4OH^{-}$	0.76	$Cu^{2+} + 2CN^{-} + e \rightleftharpoons [Cu(CN)_2]^{-}$	1.103
$2NO + H_2O + 2e \rightleftharpoons N_2O + 2OH^{-}$	0.76	$RuO_2 + 4H^{+} + 2e \rightleftharpoons Ru^{2+} + 2H_2O$	1.120
$Po^{4+} + 4e \rightleftharpoons Po$	0.76	$[Fe(phen)_3]^{3+} + e \rightleftharpoons [Fe(phen)_3]^{2+}$	1.147
$BrO^{-} + H_2O + 2e \rightleftharpoons Br^{-} + 2OH^{-}$	0.761	$SeO_4^{2-} + 4H^{+} + 2e \rightleftharpoons H_2SeO_3 + H_2O$	1.151
$ReO_4^{-} + 2H^{+} + e \rightleftharpoons ReO_3 + H_2O$	0.768	$ClO_3^{-} + 2H^{+} + e \rightleftharpoons ClO_2 + H_2O$	1.152
$(CNS)_2 + 2e \rightleftharpoons 2CNS^{-}$	0.77	$Ir^{3+} + 3e \rightleftharpoons Ir$	1.156
$[IrCl_6]^{3-} + 3e \rightleftharpoons Ir + 6Cl^{-}$	0.77	$Pt^{2+} + 2e \rightleftharpoons Pt$	1.18
$Fe^{3+} + e \rightleftharpoons Fe^{2+}$	0.771	$ClO_4^{-} + 2H^{+} + 2e \rightleftharpoons ClO_3^{-} + H_2O$	1.189
$AgF + e \rightleftharpoons Ag + F^{-}$	0.779	$2IO_3^{-} + 12H^{+} + 10e \rightleftharpoons I_2 + 6H_2O$	1.195
$[Fe(bipy)_2]^{3+} + e \rightleftharpoons [Fe(bipy)_2]^{2+}$	0.78	$PtOH^{+} + H^{+} + 2e \rightleftharpoons Pt + H_2O$	1.2
$TcO_4^{-} + 4H^{+} + 3e \rightleftharpoons TcO_2 + 2H_2O$	0.782	$ClO_3^{-} + 3H^{+} + 2e \rightleftharpoons HClO_2 + H_2O$	1.214
$Hg_2^{2+} + 2e \rightleftharpoons 2Hg$	0.7973	$MnO_2 + 4H^{+} + 2e \rightleftharpoons Mn^{2+} + 2H_2O$	1.224
$Ag^{+} + e \rightleftharpoons Ag$	0.7996	$O_2 + 4H^{+} + 4e \rightleftharpoons 2H_2O$	1.229
$[Os(bipy)_3]^{3+} + e \rightleftharpoons [Os(bipy)_3]^{2+}$	0.80	$Cr_2O_7^{2-} + 14H^{+} + 6e \rightleftharpoons 2Cr^{3+} + 7H_2O$	1.232
$2NO_3^{-} + 4H^{+} + 2e \rightleftharpoons N_2O_4 + 2H_2O$	0.803	$O_3 + H_2O + 2e \rightleftharpoons O_2 + 2OH^{-}$	1.24
$[Os(bipy)_2]^{3+} + e \rightleftharpoons [Os(bipy)_2]^{2+}$	0.81	$[Ru(bipy)_3]^{3+} + e \rightleftharpoons [Ru(bipy)_3]^{2+}$	1.24
$RhOH^{2+} + H + 3e \rightleftharpoons Rh + H_2O$	0.83	$Tl^{3+} + 2e \rightleftharpoons Tl^{+}$	1.252
$OsO_4 + 8H^{+} + 8e \rightleftharpoons Os + 4H_2O$	0.838	$N_2H_5^{+} + 3H^{+} + 2e \rightleftharpoons 2NH_4^{+}$	1.275
$ClO^{-} + H_2O + 2e \rightleftharpoons Cl^{-} + 2OH^{-}$	0.841	$ClO_2 + H^{+} + e \rightleftharpoons HClO_2$	1.277
$Hg_2^{2+} + 2e \rightleftharpoons Hg$	0.851	$[PdCl_6]^{2-} + 2e \rightleftharpoons [PdCl_4]^{2-} + 2Cl^{-}$	1.288
$AuBr_4^{-} + 3e \rightleftharpoons Au + 4Br^{-}$	0.854	$2HNO_2 + 4H^{+} + 4e \rightleftharpoons N_2O + 3H_2O$	1.297
$SiO_2(\text{quartz}) + 4H^{+} + 4e \rightleftharpoons Si + 2H_2O$	0.857	$AuOH^{2+} + H^{+} + 2e \rightleftharpoons Au^{+} + H_2O$	1.32
$2HNO_2 + 4H^{+} + 4e \rightleftharpoons H_2N_2O_2 + H_2O$	0.86	$PuO_2(OH)_2 + 2H^{+} + 2e \rightleftharpoons Pu(OH)_4$	1.325
$[Ru(CN)_6]^{3+} + e \rightleftharpoons [Ru(CN)_6]^{4-}$	0.86	$HBrO + H^{+} + 2e \rightleftharpoons Br^{-} + H_2O$	1.331
$[IrCl_6]^{2-} + e \rightleftharpoons [IrCl_6]^{3-}$	0.8665	$Cr(V) + e \rightleftharpoons Cr(IV)$	1.34
$N_2O_4 + 2e \rightleftharpoons 2NO_2^{-}$	0.867	$HCrO_4^{-} + 7H^{+} + 3e \rightleftharpoons Cr^{3+} + 4H_2O$	1.350
$HO_2^{-} + H_2O + 2e \rightleftharpoons 3OH^{-}$	0.878	$Cl_2(g) + 2e \rightleftharpoons 2Cl^{-}$	1.35827
$Po^{4+} + 2e \rightleftharpoons Po^{2+}$	0.9	$ClO_4^{-} + 8H^{+} + 8e \rightleftharpoons Cl^{-} + 4H_2O$	1.389
$2Hg^{2+} + 2e \rightleftharpoons Hg_2^{2+}$	0.920	$ClO_4^{-} + 8H^{+} + 7e \rightleftharpoons 1/2Cl_2 + 4H_2O$	1.39
$NO_3^{-} + 3H^{+} + 2e \rightleftharpoons HNO_2 + H_2O$	0.934	$No^{3+} + e \rightleftharpoons No^{2+}$	1.4
$Pd^{2+} + 2e \rightleftharpoons Pd$	0.951	$RuO_4 + 6H^{+} + 4e \rightleftharpoons Ru(OH)_2^{2+} + 2H_2O$	1.40
$ClO_2(aq) + e \rightleftharpoons ClO_2^{-}$	0.954	$Au^{3+} + 2e \rightleftharpoons Au^{+}$	1.401
$NO_3^{-} + 4H^{+} + 3e \rightleftharpoons NO + 2H_2O$	0.957	$2NH_3OH^{+} + H^{+} + 2e \rightleftharpoons N_2H_5^{+} + 2H_2O$	1.42
$V_2O_5 + 6H^{+} + 2e \rightleftharpoons 2VO^{2+} + 3H_2O$	0.957	$BrO_3^{-} + 6H^{+} + 6e \rightleftharpoons Br^{-} + 3H_2O$	1.423
$AuBr_2^{-} + e \rightleftharpoons Au + 2Br^{-}$	0.959	$2HIO + 2H^{+} + 2e \rightleftharpoons I_2 + 2H_2O$	1.439
$HNO_2 + H^{+} + e \rightleftharpoons NO + H_2O$	0.983	$Au(OH)_3 + 3H^{+} + 3e \rightleftharpoons Au^{-} + 3H_2O$	1.45

Reaction	E°/V	Reaction	E°/V
$3\text{IO}_3^- + 6\text{H}^+ + 6\text{e} \rightleftharpoons \text{I}^- + 3\text{H}_2\text{O}$	1.451	$\text{Ag}^{3+} + \text{e} \rightleftharpoons \text{Ag}^{2+}$	1.8
$\text{PbO}_2 + 4\text{H}^+ + 2\text{e} \rightleftharpoons \text{Pb}^{2+} + 2\text{H}_2\text{O}$	1.455	$\text{Au}^{2+} + \text{e}^- \rightleftharpoons \text{Au}^+$	1.8
$\text{ClO}_3^- + 6\text{H}^+ + 5\text{e} \rightleftharpoons 1/2\text{Cl}_2 + 3\text{H}_2\text{O}$	1.47	$\text{Ag}_2\text{O}_2 + 4\text{H}^+ + \text{e} \rightleftharpoons 2\text{Ag} + 2\text{H}_2\text{O}$	1.802
$\text{CrO}_2 + 4\text{H}^+ + \text{e} \rightleftharpoons \text{Cr}^{3+} + 2\text{H}_2\text{O}$	1.48	$\text{Co}^{3+} + \text{e} \rightleftharpoons \text{Co}^{2+} \text{ (2 molar } \text{H}_2\text{SO}_4\text{)}$	1.83
$\text{BrO}_3^- + 6\text{H}^+ + 5\text{e} \rightleftharpoons 1/2\text{Br}_2 + 3\text{H}_2\text{O}$	1.482	$\text{Ag}^{3+} + 2\text{e} \rightleftharpoons \text{Ag}^+$	1.9
$\text{HClO} + \text{H}^+ + 2\text{e} \rightleftharpoons \text{Cl}^- + \text{H}_2\text{O}$	1.482	$\text{Co}^{3+} + \text{e} \rightleftharpoons \text{Co}^{2+}$	1.92
$\text{Mn}_2\text{O}_3 + 6\text{H}^+ + \text{e} \rightleftharpoons 2\text{Mn}^{2+} + 3\text{H}_2\text{O}$	1.485	$\text{Ag}^{2+} + \text{e} \rightleftharpoons \text{Ag}^+$	1.980
$\text{HO}_2 + \text{H}^+ + \text{e} \rightleftharpoons \text{H}_2\text{O}_2$	1.495	$\text{Cu}_2\text{O}_3 + 6\text{H}^+ + 2\text{e} \rightleftharpoons 2\text{Cu}^{2+} + 3\text{H}_2\text{O}$	2.0
$\text{Au}^{3+} + 3\text{e} \rightleftharpoons \text{Au}$	1.498	$\text{S}_2\text{O}_8^{2-} + 2\text{e} \rightleftharpoons 2\text{SO}_4^{2-}$	2.010
$\text{PtO}_3 + 4\text{H}^+ + 2\text{e} \rightleftharpoons \text{Pt}(\text{OH})_2 + \text{H}_2\text{O}$	1.5	$\text{OH} + \text{e} \rightleftharpoons \text{OH}^-$	2.02
$\text{MnO}_4^- + 8\text{H}^+ + 5\text{e} \rightleftharpoons \text{Mn}^{2+} + 4\text{H}_2\text{O}$	1.507	$\text{HFeO}_4^- + 7\text{H}^+ + 3\text{e} \rightleftharpoons \text{Fe}^{3+} + 4\text{H}_2\text{O}$	2.07
$\text{Mn}^{3+} + \text{e} \rightleftharpoons \text{Mn}^{2+}$	1.5415	$\text{O}_3 + 2\text{H}^+ + 2\text{e} \rightleftharpoons \text{O}_2 + \text{H}_2\text{O}$	2.076
$\text{HClO}_2 + 3\text{H}^+ + 4\text{e} \rightleftharpoons \text{Cl}^- + 2\text{H}_2\text{O}$	1.570	$\text{HFeO}_4^- + 4\text{H}^+ + 3\text{e} \rightleftharpoons \text{FeOOH} + 2\text{H}_2\text{O}$	2.08
$\text{HBrO} + \text{H}^+ + \text{e} \rightleftharpoons 1/2\text{Br}_2(\text{aq}) + \text{H}_2\text{O}$	1.574	$2\text{HFeO}_4^- + 8\text{H}^+ + 6\text{e} \rightleftharpoons \text{Fe}_2\text{O}_3 + 5\text{H}_2\text{O}$	2.09
$2\text{NO} + 2\text{H}^+ + 2\text{e} \rightleftharpoons \text{N}_2\text{O} + \text{H}_2\text{O}$	1.591	$\text{XeO}_3 + 6\text{H}^+ + 6\text{e} \rightleftharpoons \text{Xe} + 3\text{H}_2\text{O}$	2.10
$\text{Bi}_2\text{O}_4 + 4\text{H}^+ + 2\text{e} \rightleftharpoons 2\text{BiO}^+ + 2\text{H}_2\text{O}$	1.593	$\text{S}_2\text{O}_8^{2-} + 2\text{H}^+ + 2\text{e} \rightleftharpoons 2\text{HSO}_4^-$	2.123
$\text{HBrO} + \text{H}^+ + \text{e} \rightleftharpoons 1/2\text{Br}_2(\text{l}) + \text{H}_2\text{O}$	1.596	$\text{F}_2\text{O} + 2\text{H}^+ + 4\text{e} \rightleftharpoons \text{H}_2\text{O} + 2\text{F}^-$	2.153
$\text{H}_3\text{IO}_6 + \text{H}^+ + 2\text{e} \rightleftharpoons \text{IO}_3^- + 3\text{H}_2\text{O}$	1.601	$\text{FeO}_4^{2-} + 8\text{H}^+ + 3\text{e} \rightleftharpoons \text{Fe}^{3+} + 4\text{H}_2\text{O}$	2.20
$\text{HClO} + \text{H}^+ + \text{e} \rightleftharpoons 1/2\text{Cl}_2 + \text{H}_2\text{O}$	1.611	$\text{Cu}^{3+} + \text{e} \rightleftharpoons \text{Cu}^{2+}$	2.4
$\text{HClO}_2 + 3\text{H}^+ + 3\text{e} \rightleftharpoons 1/2\text{Cl}_2 + 2\text{H}_2\text{O}$	1.628	$\text{H}_4\text{XeO}_6 + 2\text{H}^+ + 2\text{e} \rightleftharpoons \text{XeO}_3 + 3\text{H}_2\text{O}$	2.42
$\text{HClO}_2 + 2\text{H}^+ + 2\text{e} \rightleftharpoons \text{HClO} + \text{H}_2\text{O}$	1.645	$\text{O}(\text{g}) + 2\text{H}^+ + 2\text{e} \rightleftharpoons \text{H}_2\text{O}$	2.421
$\text{Bk}^{4+} + \text{e} \rightleftharpoons \text{Bk}^{3+}$	1.67	$\text{Am}^{4+} + \text{e} \rightleftharpoons \text{Am}^{3+}$	2.60
$\text{NiO}_2 + 4\text{H}^+ + 2\text{e} \rightleftharpoons \text{Ni}^{2+} + 2\text{H}_2\text{O}$	1.678	$\text{H}_2\text{N}_2\text{O}_2 + 2\text{H}^+ + 2\text{e} \rightleftharpoons \text{N}_2 + 2\text{H}_2\text{O}$	2.65
$\text{MnO}_4^- + 4\text{H}^+ + 3\text{e} \rightleftharpoons \text{MnO}_2 + 2\text{H}_2\text{O}$	1.679	$\text{F}_2 + 2\text{e} \rightleftharpoons 2\text{F}^-$	2.866
$\text{PbO}_2 + \text{SO}_4^{2-} + 4\text{H}^+ + 2\text{e} \rightleftharpoons \text{PbSO}_4 + 2\text{H}_2\text{O}$	1.6913	$\text{Cm}^{4+} + \text{e} \rightleftharpoons \text{Cm}^{3+}$	3.0
$\text{Au}^+ + \text{e} \rightleftharpoons \text{Au}$	1.692	$\text{F}_2 + 2\text{H}^+ + 2\text{e} \rightleftharpoons 2\text{HF}$	3.053
$\text{PtO}_3 + 2\text{H}^+ + 2\text{e} \rightleftharpoons \text{PtO}_2 + \text{H}_2\text{O}$	1.7	$\text{Tb}^{4+} + \text{e} \rightleftharpoons \text{Tb}^{3+}$	3.1
$\text{CeOH}^{3+} + \text{H}^+ + \text{e} \rightleftharpoons \text{Ce}^{3+} + \text{H}_2\text{O}$	1.715	$\text{Pr}^{4+} + \text{e} \rightleftharpoons \text{Pr}^{3+}$	3.2
$\text{Ce}^{4+} + \text{e} \rightleftharpoons \text{Ce}^{3+}$	1.72	$\text{Cf}^{4+} + \text{e} \rightleftharpoons \text{Cf}^{3+}$	3.3
$\text{N}_2\text{O} + 2\text{H}^+ + 2\text{e} \rightleftharpoons \text{N}_2 + \text{H}_2\text{O}$	1.766	$\text{XeF} + \text{e} \rightleftharpoons \text{Xe} + \text{F}^-$	3.4
$\text{H}_2\text{O}_2 + 2\text{H}^+ + 2\text{e} \rightleftharpoons 2\text{H}_2\text{O}$	1.776		

TABLE 3. Reduction Reactions Having E° Values More Negative than That of the Standard Hydrogen Electrode

Reaction	E°/V	Reaction	E°/V
$2\text{H}^+ + 2\text{e} \rightleftharpoons \text{H}_2$	0.00000	$\text{Pb}^{2+} + 2\text{e} \rightleftharpoons \text{Pb}$	-0.1262
$2\text{D}^+ + 2\text{e} \rightleftharpoons \text{D}_2$	-0.013	$\text{CrO}_4^{2-} + 4\text{H}_2\text{O} + 3\text{e} \rightleftharpoons \text{Cr}(\text{OH})_3 + 5\text{OH}^-$	-0.13
$\text{AgCN} + \text{e} \rightleftharpoons \text{Ag} + \text{CN}^-$	-0.017	$\text{Sn}^{2+} + 2\text{e} \rightleftharpoons \text{Sn}$	-0.1375
$2\text{WO}_3 + 2\text{H}^+ + 2\text{e} \rightleftharpoons \text{W}_2\text{O}_5 + \text{H}_2\text{O}$	-0.029	$\text{In}^+ + \text{e} \rightleftharpoons \text{In}$	-0.14
$\text{W}_2\text{O}_5 + 2\text{H}^+ + 2\text{e} \rightleftharpoons 2\text{WO}_2 + \text{H}_2\text{O}$	-0.031	$\text{O}_2 + 2\text{H}_2\text{O} + 2\text{e} \rightleftharpoons \text{H}_2\text{O}_2 + 2\text{OH}^-$	-0.146
$\text{Ag}_2\text{S} + 2\text{H}^+ + 2\text{e} \rightleftharpoons 2\text{Ag} + \text{H}_2\text{S}$	-0.0366	$\text{MoO}_2 + 4\text{H}^+ + 4\text{e} \rightleftharpoons \text{Mo} + 4\text{H}_2\text{O}$	-0.152
$\text{Fe}^{3+} + 3\text{e} \rightleftharpoons \text{Fe}$	-0.037	$\text{AgI} + \text{e} \rightleftharpoons \text{Ag} + \text{I}^-$	-0.15224
$\text{Hg}_2\text{I}_2 + 2\text{e} \rightleftharpoons 2\text{Hg} + 2\text{I}^-$	-0.0405	$2\text{NO}_2^- + 2\text{H}_2\text{O} + 4\text{e} \rightleftharpoons \text{N}_2\text{O}_2^{2-} + 4\text{OH}^-$	-0.18
$\text{Tl}(\text{OH})_3 + 2\text{e} \rightleftharpoons \text{TlOH} + 2\text{OH}^-$	-0.05	$\text{H}_2\text{GeO}_3 + 4\text{H}^+ + 4\text{e} \rightleftharpoons \text{Ge} + 3\text{H}_2\text{O}$	-0.182
$\text{TiOH}^{3+} + \text{H}^+ + \text{e} \rightleftharpoons \text{Ti}^{3+} + \text{H}_2\text{O}$	-0.055	$\text{SnO}_2 + 3\text{H}^+ + 2\text{e} \rightleftharpoons \text{SnOH}^+ + \text{H}_2\text{O}$	-0.194
$2\text{H}_2\text{SO}_3 + \text{H}^+ + 2\text{e} \rightleftharpoons \text{HS}_2\text{O}_4^- + 2\text{H}_2\text{O}$	-0.056	$\text{CO}_2 + 2\text{H}^+ + 2\text{e} \rightleftharpoons \text{HCOOH}$	-0.199
$\text{P}(\text{white}) + 3\text{H}^+ + 3\text{e} \rightleftharpoons \text{PH}_3(\text{g})$	-0.063	$\text{Mo}^{3+} + 3\text{e} \rightleftharpoons \text{Mo}$	-0.200
$\text{O}_2 + \text{H}_2\text{O} + 2\text{e} \rightleftharpoons \text{HO}_2^- + \text{OH}^-$	-0.076	$\text{Ga}^+ + \text{e} \rightleftharpoons \text{Ga}$	-0.2
$2\text{Cu}(\text{OH})_2 + 2\text{e} \rightleftharpoons \text{Cu}_2\text{O} + 2\text{OH}^- + \text{H}_2\text{O}$	-0.080	$2\text{SO}_3^{2-} + 4\text{H}^+ + 2\text{e} \rightleftharpoons \text{S}_2\text{O}_6^{2-} + \text{H}_2\text{O}$	-0.22
$\text{Se} + 2\text{H}^+ + 2\text{e} \rightleftharpoons \text{H}_2\text{Se}$	-0.082	$\text{Cu}(\text{OH})_2 + 2\text{e} \rightleftharpoons \text{Cu} + 2\text{OH}^-$	-0.222
$\text{WO}_3 + 6\text{H}^+ + 6\text{e} \rightleftharpoons \text{W} + 3\text{H}_2\text{O}$	-0.090	$\text{V}_2\text{O}_5 + 10\text{H}^+ + 10\text{e} \rightleftharpoons 2\text{V} + 5\text{H}_2\text{O}$	-0.242
$\text{SnO}_2 + 4\text{H}^+ + 2\text{e} \rightleftharpoons \text{Sn}^{2+} + 2\text{H}_2\text{O}$	-0.094	$\text{CdSO}_4 + 2\text{e} \rightleftharpoons \text{Cd} + \text{SO}_4^{2-}$	-0.246
$\text{Md}^{3+} + \text{e} \rightleftharpoons \text{Md}^{2+}$	-0.1	$\text{V}(\text{OH})_4^+ + 4\text{H}^+ + 5\text{e} \rightleftharpoons \text{V} + 4\text{H}_2\text{O}$	-0.254
$\text{P}(\text{red}) + 3\text{H}^+ + 3\text{e} \rightleftharpoons \text{PH}_3(\text{g})$	-0.111	$\text{V}^{3+} + \text{e} \rightleftharpoons \text{V}^{2+}$	-0.255
$\text{SnO}_2 + 4\text{H}^+ + 4\text{e} \rightleftharpoons \text{Sn} + 2\text{H}_2\text{O}$	-0.117	$\text{Ni}^{2+} + 2\text{e} \rightleftharpoons \text{Ni}$	-0.257
$\text{GeO}_2 + 2\text{H}^+ + 2\text{e} \rightleftharpoons \text{GeO} + \text{H}_2\text{O}$	-0.118	$\text{PbCl}_2 + 2\text{e} \rightleftharpoons \text{Pb} + 2\text{Cl}^-$	-0.2675
$\text{WO}_2 + 4\text{H}^+ + 4\text{e} \rightleftharpoons \text{W} + 2\text{H}_2\text{O}$	-0.119	$\text{H}_3\text{PO}_4 + 2\text{H}^+ + 2\text{e} \rightleftharpoons \text{H}_3\text{PO}_3 + \text{H}_2\text{O}$	-0.276
$\text{Pb}^{2+} + 2\text{e} \rightleftharpoons \text{Pb}(\text{Hg})$	-0.1205	$\text{Co}^{2+} + 2\text{e} \rightleftharpoons \text{Co}$	-0.28

Reaction	E°/V	Reaction	E°/V
$\text{PbBr}_2 + 2 e \rightleftharpoons \text{Pb} + 2 \text{Br}^-$	-0.284	$\text{Co}(\text{OH})_2 + 2 e \rightleftharpoons \text{Co} + 2 \text{OH}^-$	-0.73
$\text{Tl}^+ + e \rightleftharpoons \text{Tl}(\text{Hg})$	-0.3338	$\text{NbO} + 2 \text{H}^+ + 2 e \rightleftharpoons \text{Nb} + \text{H}_2\text{O}$	-0.733
$\text{Tl}^+ + e \rightleftharpoons \text{Tl}$	-0.336	$\text{H}_2\text{SeO}_3 + 4 \text{H}^+ + 4 e \rightleftharpoons \text{Se} + 3 \text{H}_2\text{O}$	-0.74
$\text{In}^{3+} + 3 e \rightleftharpoons \text{In}$	-0.3382	$\text{Cr}^{3+} + 3 e \rightleftharpoons \text{Cr}$	-0.744
$\text{TlOH} + e \rightleftharpoons \text{Tl} + \text{OH}^-$	-0.34	$\text{Ta}_2\text{O}_5 + 10 \text{H}^+ + 10 e \rightleftharpoons 2 \text{Ta} + 5 \text{H}_2\text{O}$	-0.750
$\text{PbF}_2 + 2 e \rightleftharpoons \text{Pb} + 2 \text{F}^-$	-0.3444	$\text{TlI} + e \rightleftharpoons \text{Tl} + \text{I}^-$	-0.752
$\text{PbSO}_4 + 2 e \rightleftharpoons \text{Pb}(\text{Hg}) + \text{SO}_4^{2-}$	-0.3505	$\text{Zn}^{2+} + 2 e \rightleftharpoons \text{Zn}$	-0.7618
$\text{Cd}^{2+} + 2 e \rightleftharpoons \text{Cd}(\text{Hg})$	-0.3521	$\text{Zn}^{2+} + 2 e \rightleftharpoons \text{Zn}(\text{Hg})$	-0.7628
$\text{PbSO}_4 + 2 e \rightleftharpoons \text{Pb} + \text{SO}_4^{2-}$	-0.3588	$\text{CdO} + \text{H}_2\text{O} + 2 e \rightleftharpoons \text{Cd} + 2 \text{OH}^-$	-0.783
$\text{Cu}_2\text{O} + \text{H}_2\text{O} + 2 e \rightleftharpoons 2 \text{Cu} + 2 \text{OH}^-$	-0.360	$\text{Te} + 2 \text{H}^+ + 2 e \rightleftharpoons \text{H}_2\text{Te}$	-0.793
$\text{Eu}^{3+} + e \rightleftharpoons \text{Eu}^{2+}$	-0.36	$\text{ZnSO}_4 \cdot 7\text{H}_2\text{O} + 2 e \rightleftharpoons \text{Zn}(\text{Hg}) + \text{SO}_4^{2-} + 7 \text{H}_2\text{O}$ (Saturated ZnSO_4)	-0.7993
$\text{PbI}_2 + 2 e \rightleftharpoons \text{Pb} + 2 \text{I}^-$	-0.365	$\text{Bi} + 3 \text{H}^+ + 3 e \rightleftharpoons \text{BiH}_3$	-0.8
$\text{SeO}_3^{2-} + 3 \text{H}_2\text{O} + 4 e \rightleftharpoons \text{Se} + 6 \text{OH}^-$	-0.366	$\text{SiO} + 2 \text{H}^+ + 2 e \rightleftharpoons \text{Si} + \text{H}_2\text{O}$	-0.8
$\text{Se} + 2 \text{H}^+ + 2 e \rightleftharpoons \text{H}_2\text{Se}(\text{aq})$	-0.399	$\text{Cd}(\text{OH})_2 + 2 e \rightleftharpoons \text{Cd}(\text{Hg}) + 2 \text{OH}^-$	-0.809
$\text{In}^{2+} + e \rightleftharpoons \text{In}^+$	-0.40	$2 \text{H}_2\text{O} + 2 e \rightleftharpoons \text{H}_2 + 2 \text{OH}^-$	-0.8277
$\text{Cd}^{2+} + 2 e \rightleftharpoons \text{Cd}$	-0.4030	$2 \text{NO}_3^- + 2 \text{H}_2\text{O} + 2 e \rightleftharpoons \text{N}_2\text{O}_4 + 4 \text{OH}^-$	-0.85
$\text{Cr}^{3+} + e \rightleftharpoons \text{Cr}^{2+}$	-0.407	$\text{H}_3\text{BO}_3 + 3 \text{H}^+ + 3 e \rightleftharpoons \text{B} + 3 \text{H}_2\text{O}$	-0.8698
$2 \text{S} + 2 e \rightleftharpoons \text{S}_2^{2-}$	-0.42836	$\text{P} + 3 \text{H}_2\text{O} + 3 e \rightleftharpoons \text{PH}_3(\text{g}) + 3 \text{OH}^-$	-0.87
$\text{Tl}_2\text{SO}_4 + 2 e \rightleftharpoons \text{Tl} + \text{SO}_4^{2-}$	-0.4360	$\text{Ti}^{3+} + e \rightleftharpoons \text{Ti}^{2+}$	-0.9
$\text{In}^{3+} + 2 e \rightleftharpoons \text{In}^+$	-0.443	$\text{HSnO}_2^- + \text{H}_2\text{O} + 2 e \rightleftharpoons \text{Sn} + 3 \text{OH}^-$	-0.909
$\text{Fe}^{2+} + 2 e \rightleftharpoons \text{Fe}$	-0.447	$\text{Cr}^{2+} + 2 e \rightleftharpoons \text{Cr}$	-0.913
$\text{H}_3\text{PO}_3 + 3 \text{H}^+ + 3 e \rightleftharpoons \text{P} + 3 \text{H}_2\text{O}$	-0.454	$\text{Se} + 2 e \rightleftharpoons \text{Se}^{2-}$	-0.924
$\text{Bi}_2\text{O}_3 + 3 \text{H}_2\text{O} + 6 e \rightleftharpoons 2 \text{Bi} + 6 \text{OH}^-$	-0.46	$\text{SO}_4^{2-} + \text{H}_2\text{O} + 2 e \rightleftharpoons \text{SO}_3^{2-} + 2 \text{OH}^-$	-0.93
$\text{NO}_2^- + \text{H}_2\text{O} + e \rightleftharpoons \text{NO} + 2 \text{OH}^-$	-0.46	$\text{Sn}(\text{OH})_6^{2-} + 2 e \rightleftharpoons \text{HSnO}_2^- + 3 \text{OH}^- + \text{H}_2\text{O}$	-0.93
$\text{PbHPO}_4 + 2 e \rightleftharpoons \text{Pb} + \text{HPO}_4^{2-}$	-0.465	$\text{SnO}_2 + 2 \text{H}_2\text{O} + 4 e \rightleftharpoons \text{Sn} + 4 \text{OH}^-$	-0.945
$\text{S} + 2 e \rightleftharpoons \text{S}^{2-}$	-0.47627	$\text{In}(\text{OH})_3 + 3 e \rightleftharpoons \text{In} + 3 \text{OH}^-$	-0.99
$\text{S} + \text{H}_2\text{O} + 2 e \rightleftharpoons \text{HS}^- + \text{OH}^-$	-0.478	$\text{NpO}_2 + \text{H}_2\text{O} + \text{H}^+ + e \rightleftharpoons \text{Np}(\text{OH})_3$	-0.962
$\text{B}(\text{OH})_3 + 7 \text{H}^+ + 8 e \rightleftharpoons \text{BH}_4^- + 3 \text{H}_2\text{O}$	-0.481	$\text{In}(\text{OH})_4^- + 3 e \rightleftharpoons \text{In} + 4 \text{OH}^-$	-1.007
$\text{In}^{3+} + e \rightleftharpoons \text{In}^{2+}$	-0.49	$\text{In}_2\text{O}_3 + 3 \text{H}_2\text{O} + 6 e \rightleftharpoons 2 \text{In} + 6 \text{OH}^-$	-1.034
$\text{ZnOH}^+ + \text{H}^+ + 2 e \rightleftharpoons \text{Zn} + \text{H}_2\text{O}$	-0.497	$\text{PO}_4^{3-} + 2 \text{H}_2\text{O} + 2 e \rightleftharpoons \text{HPO}_3^{2-} + 3 \text{OH}^-$	-1.05
$\text{GaOH}^{2+} + \text{H}^+ + 3 e \rightleftharpoons \text{Ga} + \text{H}_2\text{O}$	-0.498	$\text{Yb}^{3+} + e \rightleftharpoons \text{Yb}^{2+}$	-1.05
$\text{H}_3\text{PO}_3 + 2 \text{H}^+ + 2 e \rightleftharpoons \text{H}_3\text{PO}_2 + \text{H}_2\text{O}$	-0.499	$\text{Nb}^{3+} + 3 e \rightleftharpoons \text{Nb}$	-1.099
$\text{TiO}_2 + 4 \text{H}^+ + 2 e \rightleftharpoons \text{Ti}^{2+} + 2 \text{H}_2\text{O}$	-0.502	$\text{Fm}^{3+} + e \rightleftharpoons \text{Fm}^{2+}$	-1.1
$\text{H}_3\text{PO}_2 + \text{H}^+ + e \rightleftharpoons \text{P} + 2 \text{H}_2\text{O}$	-0.508	$2 \text{SO}_3^{2-} + 2 \text{H}_2\text{O} + 2 e \rightleftharpoons \text{S}_2\text{O}_4^{2-} + 4 \text{OH}^-$	-1.12
$\text{Sb} + 3 \text{H}^+ + 3 e \rightleftharpoons \text{SbH}_3$	-0.510	$\text{Te} + 2 e \rightleftharpoons \text{Te}^{2-}$	-1.143
$\text{HPbO}_2^- + \text{H}_2\text{O} + 2 e \rightleftharpoons \text{Pb} + 3 \text{OH}^-$	-0.537	$\text{V}^{2+} + 2 e \rightleftharpoons \text{V}$	-1.175
$\text{Ga}^{3+} + 3 e \rightleftharpoons \text{Ga}$	-0.549	$\text{Mn}^{2+} + 2 e \rightleftharpoons \text{Mn}$	-1.185
$\text{TlCl} + e \rightleftharpoons \text{Tl} + \text{Cl}^-$	-0.5568	$\text{Zn}(\text{OH})_4^{2-} + 2 e \rightleftharpoons \text{Zn} + 4 \text{OH}^-$	-1.199
$\text{Fe}(\text{OH})_3 + e \rightleftharpoons \text{Fe}(\text{OH})_2 + \text{OH}^-$	-0.56	$\text{CrO}_2 + 2 \text{H}_2\text{O} + 3 e \rightleftharpoons \text{Cr} + 4 \text{OH}^-$	-1.2
$\text{TeO}_3^{2-} + 3 \text{H}_2\text{O} + 4 e \rightleftharpoons \text{Te} + 6 \text{OH}^-$	-0.57	$\text{No}^{3+} + 3 e \rightleftharpoons \text{No}$	-1.20
$2 \text{SO}_3^{2-} + 3 \text{H}_2\text{O} + 4 e \rightleftharpoons \text{S}_2\text{O}_3^{2-} + 6 \text{OH}^-$	-0.571	$\text{ZnO}_2^- + 2 \text{H}_2\text{O} + 2 e \rightleftharpoons \text{Zn} + 4 \text{OH}^-$	-1.215
$\text{PbO} + \text{H}_2\text{O} + 2 e \rightleftharpoons \text{Pb} + 2 \text{OH}^-$	-0.580	$\text{H}_2\text{GaO}_3^- + \text{H}_2\text{O} + 3 e \rightleftharpoons \text{Ga} + 4 \text{OH}^-$	-1.219
$\text{ReO}_2^- + 4 \text{H}_2\text{O} + 7 e \rightleftharpoons \text{Re} + 8 \text{OH}^-$	-0.584	$\text{H}_2\text{BO}_3^- + 5 \text{H}_2\text{O} + 8 e \rightleftharpoons \text{BH}_4^- + 8 \text{OH}^-$	-1.24
$\text{SbO}_3^- + \text{H}_2\text{O} + 2 e \rightleftharpoons \text{SbO}_2^- + 2 \text{OH}^-$	-0.59	$\text{SiF}_6^{2-} + 4 e \rightleftharpoons \text{Si} + 6 \text{F}^-$	-1.24
$\text{Ta}^{3+} + 3 e \rightleftharpoons \text{Ta}$	-0.6	$\text{Zn}(\text{OH})_2 + 2 e \rightleftharpoons \text{Zn} + 2 \text{OH}^-$	-1.249
$\text{U}^{4+} + e \rightleftharpoons \text{U}^{3+}$	-0.607	$\text{ZnO} + \text{H}_2\text{O} + 2 e \rightleftharpoons \text{Zn} + 2 \text{OH}^-$	-1.260
$\text{As} + 3 \text{H}^+ + 3 e \rightleftharpoons \text{AsH}_3$	-0.608	$\text{Es}^{3+} + e \rightleftharpoons \text{Es}^{2+}$	-1.3
$\text{Nb}_2\text{O}_5 + 10 \text{H}^+ + 10 e \rightleftharpoons 2 \text{Nb} + 5 \text{H}_2\text{O}$	-0.644	$\text{Pa}^{3+} + 3 e \rightleftharpoons \text{Pa}$	-1.34
$\text{NbO}_2 + 2 \text{H}^+ + 2 e \rightleftharpoons \text{NbO} + \text{H}_2\text{O}$	-0.646	$\text{Ti}^{3+} + 3 e \rightleftharpoons \text{Ti}$	-1.37
$\text{Cd}(\text{OH})_4^{2-} + 2 e \rightleftharpoons \text{Cd} + 4 \text{OH}^-$	-0.658	$\text{Ce}^{3+} + 3 e \rightleftharpoons \text{Ce}(\text{Hg})$	-1.4373
$\text{TlBr} + e \rightleftharpoons \text{Tl} + \text{Br}^-$	-0.658	$\text{UO}_2^{2+} + 4 \text{H}^+ + 6 e \rightleftharpoons \text{U} + 2 \text{H}_2\text{O}$	-1.444
$\text{SbO}_2^- + 2 \text{H}_2\text{O} + 3 e \rightleftharpoons \text{Sb} + 4 \text{OH}^-$	-0.66	$\text{Zr}^{4+} + 4 e \rightleftharpoons \text{Zr}$	-1.45
$\text{AsO}_2^- + 2 \text{H}_2\text{O} + 3 e \rightleftharpoons \text{As} + 4 \text{OH}^-$	-0.68	$\text{Cr}(\text{OH})_3 + 3 e \rightleftharpoons \text{Cr} + 3 \text{OH}^-$	-1.48
$\text{NbO}_2 + 4 \text{H}^+ + 4 e \rightleftharpoons \text{Nb} + 2 \text{H}_2\text{O}$	-0.690	$\text{Pa}^{4+} + 4 e \rightleftharpoons \text{Pa}$	-1.49
$\text{Ag}_2\text{S} + 2 e \rightleftharpoons 2 \text{Ag} + \text{S}^{2-}$	-0.691	$\text{HfO}_2 + 4 \text{H}^+ + 4 e \rightleftharpoons \text{Hf} + 2 \text{H}_2\text{O}$	-1.505
$\text{AsO}_4^{3-} + 2 \text{H}_2\text{O} + 2 e \rightleftharpoons \text{AsO}_2^- + 4 \text{OH}^-$	-0.71	$\text{Hf}^{4+} + 4 e \rightleftharpoons \text{Hf}$	-1.55
$\text{Ni}(\text{OH})_2 + 2 e \rightleftharpoons \text{Ni} + 2 \text{OH}^-$	-0.72		

Reaction	E°/V	Reaction	E°/V
$\text{Sm}^{3+} + e \rightleftharpoons \text{Sm}^{2+}$	-1.55	$\text{Pm}^{3+} + 3 e \rightleftharpoons \text{Pm}$	-2.30
$\text{ZrO}_2 + 4 \text{H}^+ + 4 e \rightleftharpoons \text{Zr} + 2 \text{H}_2\text{O}$	-1.553	$\text{Sm}^{3+} + 3 e \rightleftharpoons \text{Sm}$	-2.304
$\text{Mn}(\text{OH})_2 + 2 e \rightleftharpoons \text{Mn} + 2 \text{OH}^-$	-1.56	$\text{Al}(\text{OH})_3 + 3 e \rightleftharpoons \text{Al} + 3 \text{OH}^-$	-2.31
$\text{Ba}^{2+} + 2 e \rightleftharpoons \text{Ba}(\text{Hg})$	-1.570	$\text{Tm}^{3+} + 3 e \rightleftharpoons \text{Tm}$	-2.319
$\text{Bk}^{2+} + 2 e \rightleftharpoons \text{Bk}$	-1.6	$\text{Nd}^{3+} + 3 e \rightleftharpoons \text{Nd}$	-2.323
$\text{Cf}^{3+} + e \rightleftharpoons \text{Cf}^{2+}$	-1.6	$\text{Al}(\text{OH})^- + 3 e \rightleftharpoons \text{Al} + 4 \text{OH}^-$	-2.328
$\text{Ti}^{2+} + 2 e \rightleftharpoons \text{Ti}$	-1.630	$\text{H}_2\text{AlO}_3^- + \text{H}_2\text{O} + 3 e \rightleftharpoons \text{Al} + 4 \text{OH}^-$	-2.33
$\text{Md}^{3+} + 3 e \rightleftharpoons \text{Md}$	-1.65	$\text{Ho}^{3+} + 3 e \rightleftharpoons \text{Ho}$	-2.33
$\text{HPO}_3^{2-} + 2 \text{H}_2\text{O} + 2 e \rightleftharpoons \text{H}_2\text{PO}_2^- + 3 \text{OH}^-$	-1.65	$\text{Er}^{3+} + 3 e \rightleftharpoons \text{Er}$	-2.331
$\text{Al}^{3+} + 3 e \rightleftharpoons \text{Al}$	-1.662	$\text{Ce}^{3+} + 3 e \rightleftharpoons \text{Ce}$	-2.336
$\text{SiO}_3^{2-} + \text{H}_2\text{O} + 4 e \rightleftharpoons \text{Si} + 6 \text{OH}^-$	-1.697	$\text{Pr}^{3+} + 3 e \rightleftharpoons \text{Pr}$	-2.353
$\text{HPO}_3^{2-} + 2 \text{H}_2\text{O} + 3 e \rightleftharpoons \text{P} + 5 \text{OH}^-$	-1.71	$\text{ZrO}(\text{OH})_2 + \text{H}_2\text{O} + 4 e \rightleftharpoons \text{Zr} + 4 \text{OH}^-$	-2.36
$\text{HfO}^{2+} + 2 \text{H}^+ + 4 e \rightleftharpoons \text{Hf} + \text{H}_2\text{O}$	-1.724	$\text{Mg}^{2+} + 2 e \rightleftharpoons \text{Mg}$	-2.372
$\text{ThO}_2 + 4 \text{H}^+ + 4 e \rightleftharpoons \text{Th} + 2 \text{H}_2\text{O}$	-1.789	$\text{Y}^{3+} + 3 e \rightleftharpoons \text{Y}$	-2.372
$\text{H}_2\text{BO}_3^- + \text{H}_2\text{O} + 3 e \rightleftharpoons \text{B} + 4 \text{OH}^-$	-1.79	$\text{La}^{3+} + 3 e \rightleftharpoons \text{La}$	-2.379
$\text{Sr}^{2+} + 2 e \rightleftharpoons \text{Sr}(\text{Hg})$	-1.793	$\text{Tm}^{2+} + 2 e \rightleftharpoons \text{Tm}$	-2.4
$\text{U}^{3+} + 3 e \rightleftharpoons \text{U}$	-1.798	$\text{Md}^{2+} + 2 e \rightleftharpoons \text{Md}$	-2.40
$\text{H}_2\text{PO}_2^- + e \rightleftharpoons \text{P} + 2 \text{OH}^-$	-1.82	$\text{Th}(\text{OH})_4 + 4 e \rightleftharpoons \text{Th} + 4 \text{OH}^-$	-2.48
$\text{Be}^{2+} + 2 e \rightleftharpoons \text{Be}$	-1.847	$\text{HfO}(\text{OH})_2 + \text{H}_2\text{O} + 4 e \rightleftharpoons \text{Hf} + 4 \text{OH}^-$	-2.50
$\text{Np}^{3+} + 3 e \rightleftharpoons \text{Np}$	-1.856	$\text{No}^{2+} + 2 e \rightleftharpoons \text{No}$	-2.50
$\text{Fm}^{3+} + 3 e \rightleftharpoons \text{Fm}$	-1.89	$\text{Dy}^{3+} + e \rightleftharpoons \text{Dy}^{2+}$	-2.6
$\text{Th}^{4+} + 4 e \rightleftharpoons \text{Th}$	-1.899	$\text{Pm}^{3+} + e \rightleftharpoons \text{Pm}^{2+}$	-2.6
$\text{Am}^{2+} + 2 e \rightleftharpoons \text{Am}$	-1.9	$\text{Be}_2\text{O}_3^{2-} + 3 \text{H}_2\text{O} + 4 e \rightleftharpoons 2 \text{Be} + 6 \text{OH}^-$	-2.63
$\text{Pa}^{4+} + e \rightleftharpoons \text{Pa}^{3+}$	-1.9	$\text{Sm}^{2+} + 2 e \rightleftharpoons \text{Sm}$	-2.68
$\text{Es}^{3+} + 3 e \rightleftharpoons \text{Es}$	-1.91	$\text{Mg}(\text{OH})_2 + 2 e \rightleftharpoons \text{Mg} + 2 \text{OH}^-$	-2.690
$\text{Cf}^{3+} + 3 e \rightleftharpoons \text{Cf}$	-1.94	$\text{Nd}^{3+} + e \rightleftharpoons \text{Nd}^{2+}$	-2.7
$\text{Lr}^{3+} + 3 e \rightleftharpoons \text{Lr}$	-1.96	$\text{Mg}^+ + e \rightleftharpoons \text{Mg}$	-2.70
$\text{Eu}^{3+} + 3 e \rightleftharpoons \text{Eu}$	-1.991	$\text{Na}^+ + e \rightleftharpoons \text{Na}$	-2.71
$\text{Er}^{2+} + 2 e \rightleftharpoons \text{Er}$	-2.0	$\text{Yb}^{2+} + 2 e \rightleftharpoons \text{Yb}$	-2.76
$\text{Pr}^{2+} + 2 e \rightleftharpoons \text{Pr}$	-2.0	$\text{Bk}^{3+} + e \rightleftharpoons \text{Bk}^{2+}$	-2.8
$\text{Pu}^{3+} + 3 e \rightleftharpoons \text{Pu}$	-2.031	$\text{Ho}^{3+} + e \rightleftharpoons \text{Ho}^{2+}$	-2.8
$\text{Cm}^{3+} + 3 e \rightleftharpoons \text{Cm}$	-2.04	$\text{Ra}^{2+} + 2 e \rightleftharpoons \text{Ra}$	-2.8
$\text{Am}^{3+} + 3 e \rightleftharpoons \text{Am}$	-2.048	$\text{Eu}^{2+} + 2 e \rightleftharpoons \text{Eu}$	-2.812
$\text{AlF}_6^{3-} + 3 e \rightleftharpoons \text{Al} + 6 \text{F}^-$	-2.069	$\text{Ca}^{2+} + 2 e \rightleftharpoons \text{Ca}$	-2.868
$\text{Sc}^{3+} + 3 e \rightleftharpoons \text{Sc}$	-2.077	$\text{Sr}(\text{OH})_2 + 2 e \rightleftharpoons \text{Sr} + 2 \text{OH}^-$	-2.88
$\text{Ho}^{2+} + 2 e \rightleftharpoons \text{Ho}$	-2.1	$\text{Sr}^{2+} + 2 e \rightleftharpoons \text{Sr}$	-2.899
$\text{Nd}^{2+} + 2 e \rightleftharpoons \text{Nd}$	-2.1	$\text{Fr}^+ + e \rightleftharpoons \text{Fr}$	-2.9
$\text{Cf}^{2+} + 2 e \rightleftharpoons \text{Cf}$	-2.12	$\text{La}(\text{OH})_3 + 3 e \rightleftharpoons \text{La} + 3 \text{OH}^-$	-2.90
$\text{Yb}^{3+} + 3 e \rightleftharpoons \text{Yb}$	-2.19	$\text{Ba}^{2+} + 2 e \rightleftharpoons \text{Ba}$	-2.912
$\text{Ac}^{3+} + 3 e \rightleftharpoons \text{Ac}$	-2.20	$\text{K}^+ + e \rightleftharpoons \text{K}$	-2.931
$\text{Dy}^{2+} + 2 e \rightleftharpoons \text{Dy}$	-2.2	$\text{Rb}^+ + e \rightleftharpoons \text{Rb}$	-2.98
$\text{Tm}^{3+} + e \rightleftharpoons \text{Tm}^{2+}$	-2.2	$\text{Ba}(\text{OH})_2 + 2 e \rightleftharpoons \text{Ba} + 2 \text{OH}^-$	-2.99
$\text{Pm}^{2+} + 2 e \rightleftharpoons \text{Pm}$	-2.2	$\text{Er}^{3+} + e \rightleftharpoons \text{Er}^{2+}$	-3.0
$\text{Es}^{2+} + 2 e \rightleftharpoons \text{Es}$	-2.23	$\text{Ca}(\text{OH})_2 + 2 e \rightleftharpoons \text{Ca} + 2 \text{OH}^-$	-3.02
$\text{H}_2 + 2 e \rightleftharpoons 2 \text{H}^-$	-2.23	$\text{Cs}^+ + e \rightleftharpoons \text{Cs}$	-3.026
$\text{Gd}^{3+} + 3 e \rightleftharpoons \text{Gd}$	-2.279	$\text{Li}^+ + e \rightleftharpoons \text{Li}$	-3.0401
$\text{Tb}^{3+} + 3 e \rightleftharpoons \text{Tb}$	-2.28	$3 \text{N}_2 + 2 \text{H}^+ + 2 e \rightleftharpoons 2 \text{HN}_3$	-3.09
$\text{Lu}^{3+} + 3 e \rightleftharpoons \text{Lu}$	-2.28	$\text{Pr}^{3+} + e \rightleftharpoons \text{Pr}^{2+}$	-3.1
$\text{Dy}^{3+} + 3 e \rightleftharpoons \text{Dy}$	-2.295	$\text{Ca}^+ + e \rightleftharpoons \text{Ca}$	-3.80
$\text{Am}^{3+} + e \rightleftharpoons \text{Am}^{2+}$	-2.3	$\text{Sr}^+ + e \rightleftharpoons \text{Sr}$	-4.10
$\text{Fm}^{2+} + 2 e \rightleftharpoons \text{Fm}$	-2.30		

REDUCTION AND OXIDATION POTENTIALS FOR CERTAIN ION RADICALS

Petr Vanýsek

There are two tables for ion radicals. The first table lists reduction potentials for organic compounds which produce anion radicals during reduction, a process described as $A + e^- \rightleftharpoons A^-$. The second table lists oxidation potentials for organic compounds which produce cation radicals during oxidation, a process described as $A \rightleftharpoons A^+ + e^-$. To obtain reduction potential for a reverse reaction, the sign for the potential is changed.

Unlike the table of the Electrochemical Series, which lists *standard* potentials, values for radicals are experimental values with experimental conditions given in the second column. Since the measurements leading to potentials for ion radicals are very dependent on conditions, an attempt to report standard potentials for radicals would serve no useful purpose. For the same reason, the potentials are also reported as experimental values, usually a half-wave potential ($E_{1/2}$ in polarography) or a peak potential (E_p in cyclic voltammetry). Unless otherwise stated, the values are reported vs. SCE (saturated calomel electrode). To obtain a value vs.

normal hydrogen electrode, 0.241 V has to be added to the SCE values. All the ion radicals chosen for inclusion in the tables result from electrochemically reversible reactions. More detailed data on ion radicals can be found in the *Encyclopedia of Electrochemistry of Elements*, (A. J. Bard, Ed.), Vol. XI and XII in particular, Marcel Dekker, New York, 1978.

Abbreviations are: CV — cyclic voltammetry; DMF — *N,N*-Dimethylformamide; *E* swp — potential sweep; E° — standard potential; E_p — peak potential; $E_{p/2}$ — half-peak potential; $E_{1/2}$ — half wave potential; *M* — mol/L; MeCN — acetonitrile; pol — polarography; rot Pt disk — rotated Pt disk; SCE — saturated calomel electrode; TBABF₄ — tetrabutylammonium tetrafluoroborate; TBAl — tetrabutylammonium iodide; TBAP — tetrabutylammonium perchlorate; TEABr — tetraethylammonium bromide; TEAP — tetraethylammonium perchlorate; THF — tetrahydrofuran; TPACF₃SO₃ — tetrapropylammonium trifluoromethanesulfite; TPAP — tetrapropylammonium perchlorate; and wr — wire.

Reduction Potentials (Products are Anion Radicals)

Substance	Conditions/electrode/technique	Potential V (vs. SCE)
Acetone	DMF, 0.1 M TEABr/Hg/pol	$E_{1/2} = -2.84$
1-Naphthylphenylacetylene	DMF, 0.03 M TBAl/Hg/pol	$E_{1/2} = -1.91$
1-Naphthalenecarboxaldehyde	-/Hg/pol	$E_{1/2} = -0.91$
2-Naphthalenecarboxaldehyde	-/Hg/pol	$E_{1/2} = -0.96$
2-Phenanthrenecarboxaldehyde	-/Hg/pol	$E_{1/2} = -1.00$
3-Phenanthrenecarboxaldehyde	-/Hg/pol	$E_{1/2} = -0.94$
9-Phenanthrenecarboxaldehyde	-/Hg/pol	$E_{1/2} = -0.83$
1-Anthracenecarboxaldehyde	-/Hg/pol	$E_{1/2} = -0.75$
1-Pyrenecarboxaldehyde	-/Hg/pol	$E_{1/2} = -0.76$
2-Pyrenecarboxaldehyde	-/Hg/pol	$E_{1/2} = -1.00$
Anthracene	DMF, 0.1 M TBAP/Pt disk/CV	$E_p = -2.00$
	DMF, 0.5 M TBABF ₄ /Hg/CV	$E_{1/2} = -1.93$
	MeCN, 0.1 M TEAP/Hg/CV	$E_{1/2} = -2.07$
	DMF, 0.1 M TBAl/Hg/pol	$E_{1/2} = -1.92$
9,10-Dimethylantracene	DMF, 0.1 M TBAP/Pt/CV	$E_p = -2.08$
	MeCN, 0.1 M TBAP/Pt/CV	$E_p = -2.10$
1-Phenylantracene	DMF, 0.5 M TBABF ₂ /Hg/CV	$E_{1/2} = -1.91$
	DMF, 0.1 M TBAl/Hg/pol	$E_{1/2} = -1.878$
2-Phenylantracene	DMF, 0.1 M TBAl/Hg/pol	$E_{1/2} = -1.875$
8-Phenylantracene	DMF, 0.5 M TBABF ₄ /Hg/CV	$E_{1/2} = -1.91$
9-Phenylantracene	DMF, 0.5 M TBABF ₄ /Hg/CV	$E_{1/2} = -1.93$
	DMF, 0.1 M TBAl/Hg/pol	$E_{1/2} = -1.863$
1,8-Diphenylantracene	DMF, 0.5 M TBABF ₄ /Hg/CV	$E_{1/2} = -1.88$
1,9-Diphenylantracene	DMF, 0.1 M TBAl/Hg/pol	$E_{1/2} = -1.846$
1,10-Diphenylantracene	DMF, 0.1 M TBAl/Hg/pol	$E_{1/2} = -1.786$
8,9-Diphenylantracene	DMF, 0.5 M TBABF ₄ /Hg/CV	$E_{1/2} = -1.90$
9,10-Diphenylantracene	MeCN, 0.1 M TBAP/rot Pt/E swp	$E_{1/2} = -1.83$
	DMF, 0.1 M TBAl/Hg/pol	$E_{1/2} = -1.835$
1,8,9-Triphenylantracene	DMF, 0.5 M TBABF ₄ /Hg/CV	$E_{1/2} = -1.85$
1,8,10-Triphenylantracene	DMF, 0.5 M TBABF ₄ /Hg/CV	$E_{1/2} = -1.81$
9,10-Dibiphenylantracene	MeCN, 0.1 M TBAP/rot Pt/E swp	$E_{1/2} = -1.94$
Benz(a)anthracene	MeCN, 0.1 M TEAP/Hg/CV	$E_{1/2} = -2.11$
	MeCN, 0.1 M TEAP/Hg/pol	$E_{1/2} = -2.40^a$
Azulene	DMF, 0.1 M TBAl/Hg/pol	$E_{1/2} = -1.10^c$
Annulene	DMF, 0.5 M TBAP 0°C/Hg/pol	$E_{1/2} = -1.23$
Benzaldehyde	DMF, 0.1 M TBAP/Hg/pol	$E_{1/2} = -1.67$
Benzil	DMSO, 0.1 M TBAP/Hg/pol	$E_{1/2} = -1.04$
Benzophenone	-/Hg/pol	$E_{1/2} = -1.80$
	DMF/Pt disk/CV	$E^\circ = -1.72$
Chrysene	MeCN, 0.1 M TEAP/Hg/pol	$E_{1/2} = -2.73^a$
Fluoranthrene	DMF, 0.1 M TBAP/Pt disk/CV	$E_p = -1.76$
Cyclohexanone	DMF, 0.1 M TEABr/Hg/pol	$E_{1/2} = -2.79$

Substance	Conditions/electrode/technique	Potential V (vs. SCE)
5,5-Dimethyl-3-phenyl-2-cyclohexen-1-one	DMF, 0.5 M/Hg/pol	$E_{1/2} = -1.71$
1,2,3-Indanetrione hydrate (ninhydrin)	DMF, 0.2 M NaNO ₃ /Hg/pol	$E_{1/2} = -0.039$
Naphthacene	DMF, 0.1 M TBAI/Hg/pol	$E_{1/2} = -1.53$
Naphthalene	DMF, 0.1 M TBAP/Pt dsk/CV	$E_p = -2.55$
	DMF, 0.5 M TBABF ₄ /Hg/CV	$E_{1/2} = -2.56$
	DMF, MeCN, 0.1 M TEAP/Hg/CV	$E_{1/2} = -2.63$
	DMF, 0.1 M TBAI/Hg/pol	$E_{1/2} = -2.50$
1-Phenylnaphthalene	DMF, 0.5 M TBABF ₄ /Hg/CV	$E_{1/2} = -2.36$
1,2-Diphenylnaphthalene	DMF, 0.5 M TBABF ₄ /Hg/CV	$E_{1/2} = -2.25$
Cyclopentanone	DMF, 0.1 M TEABr/Hg/pol	$E_{1/2} = -2.82$
Phenanthrene	MeCN, 0.1 M TBAP/Pt wr/CV	$E_{1/2} = -2.47$
	MeCN, 0.1 M TEAP/Hg/pol	$E_{1/2} = -2.88^a$
Pentacene	THF, 0.1 M TBAP/rot Pt dsk/E swp	$E_{1/2} = -1.40$
Perylene	MeCN, 0.1 M TEAP/Hg/CV	$E_{1/2} = -1.73$
1,3-Diphenyl-1,3-propanedione	DMSO, 0.2 M TBAP/Hg/CV	$E_{1/2} = -1.42$
2,2-Dimethyl-1,3-diphenyl-1,3-propanedione	DMSO, TBAP/Hg/CV	$E_{1/2} = -1.80$
Pyrene	DMF, 0.1 M TBAP/Pt/CV	$E_p = -2.14$
	MeCN, 0.1 M TEAP/Hg/pol	$E_{1/2} = -2.49^a$
Diphenylsulfone	DMF, TEABr	$E_{1/2} = -2.16$
Triphenylene	MeCN, 0.1 M TEAP/Hg/pol	$E_{1/2} = -2.87^a$
9,10-Anthraquinone	DMF, 0.5 M TBAP, 20°/Pt dsk/CV	$E_{1/2} = -1.01$
1,4-Benzoquinone	MeCN, 0.1 M TEAP/Pt/CV	$E_p = -0.54$
1,4-Naphthohydroquinone, dipotassium salt	DMF, 0.5 M TBAP, 20°/Pt dsk/CV	$E_{1/2} = -1.55$
Rubrene	DMF, 0.1 M TBAP/Pt dsk/CV	$E_p = -1.48$
	DMF, 0.1 M TBAI/Hg/pol	$E_{1/2} = -1.410$
Benzocyclooctatetraene	THF, 0.1 M TBAP/Hg/pol	$E_{1/2} = -2.13$
<i>sym</i> -Dibenzocyclooctatetraene	THF, 0.1 M TBAP/Hg/pol	$E_{1/2} = -2.29$
Ubiquinone-6	MeCN, 0.1 M TEAP/Pt/CV	$E_p = -1.05^c$
(9-Phenyl-fluorenyl) ⁺	10.2 M H ₂ SO ₄ /Hg/CV	$E_p = -0.01^b$
(Triphenylcyclopropenyl) ⁺	MeCN, 0.1 M TEAP/Hg/CV	$E_p = -1.87$
(Triphenylmethyl) ⁺	MeCN, 0.1 M TBAP/Hg/pol	$E_{1/2} = 0.27$
	H ₂ SO ₄ , 10.2 M/Hg/CV	$E_p = -0.58^b$
(Tribiphenylmethyl) ⁺	MeCN, 0.1 M TBAP/Hg/pol	$E_{1/2} = 0.19$
(Tri-4- <i>t</i> -butyl-5-phenylmethyl) ⁺	MeCN, 0.1 M TBAP/Hg/pol	$E_{1/2} = 0.13$
(Tri-4-isopropylphenylmethyl) ⁺	MeCN, 0.1 M TBAP/Hg/pol	$E_{1/2} = 0.07$
(Tri-4-methylphenylmethyl) ⁺	MeCN, 0.1 M TBAP/Hg/pol	$E_{1/2} = 0.05$
(Tri-4-cyclopropylphenylmethyl) ⁺	MeCN, 0.1 M TBAP/Hg/pol	$E_{1/2} = 0.01$
(Tropylium) ⁺	MeCN, 0.1 M TBAP/Hg/pol	$E_{1/2} = -0.17$
	DMF, 0.15 M TBAI/Hg/pol	$E_{1/2} = -1.55$
	DMF, 0.15 M TBAI/Hg/pol	$E_{1/2} = -1.55$
	DMF, 0.15 M TBAI/Hg/pol	$E_{1/2} = -1.57$
	DMF, 0.15 M TBAI/Hg/pol	$E_{1/2} = -1.60$
	DMF, 0.15 M TBAI/Hg/pol	$E_{1/2} = -1.87$
	DMF, 0.15 M TBAI/Hg/pol	$E_{1/2} = -1.96$
	DMF, 0.15 M TBAI/Hg/pol	$E_{1/2} = -2.05$

Oxidation Potentials (Products are Cation Radicals)

Anthracene	CH ₂ Cl ₂ , 0.2 M TBABF ₄ , -70°C/Pt dsk/CV	$E_p = +0.73^d$
9,10-Dimethylantracene	MeCN, 0.1 M LiClO ₄ /Pt wr/CV	$E_p = +1.0$
9,10-Dipropylantracene	MeCN, 0.1 M TEAP/Pt/CV	$E_p = +1.08$
1,8-Diphenylantracene	CH ₂ Cl ₂ , 0.2 M TPrACF ₃ SO ₃ /rot Pt wr/E swp	$E_{1/2} = +1.34$
8,9-Diphenylantracene	CH ₂ Cl ₂ , 0.2 M TPrACF ₃ SO ₃ /rot Pt wr/E swp	$E_{1/2} = +1.30$
9,10-Diphenylantracene	MeCN/Pt/CV	$E_p = +1.22$
Perylene	MeCN, 0.1 M TBAP/Pt/CV	$E_p = +1.34$
Pyrene	DMF, 0.1 M TBAP/Pt dsk/CV	$E_p = +1.25$
Rubrene	DMF, 0.1 M TBAP/Pt dsk/CV	$E_p = +1.10$
Tetracene	CH ₂ Cl ₂ , 0.2 M TBABF ₄ , -70°C/Pt wr/CV	$E_p = +0.35^d$
1,4-Dithiabenzene	MeCN, 0.1 M TEAP/Pt dsk/rot	$E_{1/2} = +0.69$
1,4-Dithianaphthalene	MeCN, 0.1 M TEAP/Pt dsk/rot	$E_{1/2} = +0.80$
Thianthrene	0.1 M TPAP/Pt/CV	$E_{1/2} = +1.28$

^a vs 0.01 M Ag/AgClO₄

^b vs. Hg/Hg₂SO₄, 17 M H₂SO₄

^c vs Hg pool

^d vs Ag/saturated AgNO₃

^e vs Ag/0.01 M Ag+

pH SCALE FOR AQUEOUS SOLUTIONS

A.K. Covington

A Working Party of IUPAC, after extensive considerations over five years, has recently produced a report (1) which sets pH firmly within the International System of Units (SI). A summary of these important developments is given below.

The concept of pH is unique amongst the commonly encountered physicochemical quantities in that, in terms of its definition,

$$\text{pH} = -\lg a_{\text{H}} \quad (1)$$

it involves a single ion quantity, the activity of the hydrogen ion, which is immeasurable by any thermodynamically valid method and requires a convention for its evaluation.

pH was originally defined by Sørensen (2) in terms of the concentration of hydrogen ions (in modern nomenclature) as $\text{pH} = -\lg(c_{\text{H}}/c^\circ)$ where c_{H} is the hydrogen ion concentration in mol dm^{-3} , and $c^\circ = 1 \text{ mol dm}^{-3}$ is the standard amount concentration. Subsequently (3), it was accepted as more satisfactory to define pH in terms of the relative activity of hydrogen ions in solution

$$\text{pH} = -\lg a_{\text{H}} = -\lg(m_{\text{H}}\gamma_{\text{H}}/m^\circ) \quad (2)$$

where a_{H} is the relative (molality basis) activity and γ_{H} is the molal activity coefficient of the hydrogen ion H^+ at the molality m_{H} , and m° the standard molality. The quantity pH is intended to be a measure of the activity of hydrogen ions in solution. However, since it is defined in terms of a quantity that cannot be measured by a thermodynamically valid method, eqn.(2) can only be considered a *notional definition* of pH.

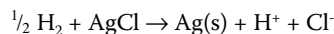
pH being a single ion quantity, it is not determinable in terms of a fundamental (or base) unit of any measurement system, and there is difficulty providing a proper basis for the traceability of pH measurements. A satisfactory approach is now available in that pH determinations can be incorporated into the International System (SI) if they can be traced to measurements made using a method that fulfils the definition of a 'primary method of measurement' (4).

The essential feature of a primary method is that it must operate according to a well-defined measurement equation in which all of the variables can be determined experimentally in terms of SI units. Any limitation in the determination of the experimental variables, or in the theory, must be included within the estimated uncertainty of the method if traceability to the SI is to be established. If a convention were used without an estimate of its uncertainty, true traceability to SI would not be established. The electrochemical cell without liquid junction, known as the Harned cell (5), fulfils the definition of a primary method for the measurement of the acidity function, $p(a_{\text{H}}\gamma_{\text{Cl}})$, and subsequently of the pH of buffer solutions.

The Harned cell is written as



and contains a standard buffer, S, with chloride ions, as potassium or sodium chloride, added in order to use the silver-silver chloride electrode as reference electrode. The application of the Nernst equation to the spontaneous cell reaction of Cell I:



yields the potential difference E_1 of the cell (corrected to 1 atm (101.325 kPa), the partial pressure of hydrogen gas used in electrochemistry in preference to 100 kPa) as

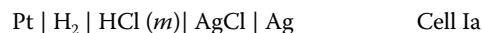
$$E_1 = E^\circ - (RT/F)\ln 10 \lg [(m_{\text{H}}\gamma_{\text{H}}/m^\circ)(m_{\text{Cl}}\gamma_{\text{Cl}}/m^\circ)] \quad (3)$$

which can be rearranged, since $a_{\text{H}} = m_{\text{H}}\gamma_{\text{H}}/m^\circ$, to give the acidity function

$$p(a_{\text{H}}\gamma_{\text{Cl}}) = -\lg(a_{\text{H}}\gamma_{\text{Cl}}) = (E_1 - E^\circ)/[(RT/F)\ln 10] + \lg(m_{\text{Cl}}/m^\circ) \quad (4)$$

where E° is the standard potential difference of the cell, and hence of the silver-silver chloride electrode, and γ_{Cl} is the activity coefficient of the chloride ion.

The standard potential difference of the silver/silver chloride electrode, E° , is determined from a Harned cell in which only HCl is present at a fixed molality (e.g. $m = 0.01 \text{ mol kg}^{-1}$)



The application of the Nernst equation to the HCl cell (Ia) gives

$$E_{\text{Ia}} = E^\circ - (2RT/F)\ln 10 \lg[(m_{\text{HCl}}/m^\circ)(\gamma_{\pm\text{HCl}})] \quad (5)$$

where E_{Ia} has been corrected to 1 atmosphere partial pressure of hydrogen gas (101.325 kPa) and $\gamma_{\pm\text{HCl}}$ is the mean ionic activity coefficient of HCl.

Values of the activity coefficient ($\gamma_{\pm\text{HCl}}$) at molality 0.01 mol kg^{-1} and various temperatures were given by Bates and Robinson (6). The standard potential difference depends on the method of preparation of the electrodes, but individual determinations of the activity coefficient of HCl at 0.01 mol kg^{-1} are more uniform than values of E° . Hence the practical determination of the potential difference of the cell with HCl at 0.01 mol kg^{-1} is recommended at 298.15 K at which the mean ionic activity coefficient is 0.904. (It is unnecessary to repeat the measurement of E° at other temperatures but simply to correct published smoothed values by the observed difference in E° at 298.15 K)

In national metrology institutes (NMIs), measurements of Cells I and Ia are often done simultaneously in a thermostat bath. Subtracting eqn.(5) from (3) gives

$$\Delta E = E_1 - E_{\text{Ia}} = - (RT/F)\ln 10 \{ \lg[(m_{\text{H}}\gamma_{\text{H}}/m^\circ)(m_{\text{Cl}}\gamma_{\text{Cl}}/m^\circ)] - \lg[(m_{\text{HCl}}/m^\circ)^2\gamma_{\pm\text{HCl}}] \} \quad (6)$$

which is independent of the standard potential difference. Therefore, the subsequently calculated pH does not depend on the standard potential difference and hence does not depend on the assumption that the standard potential of the hydrogen electrode is zero at all temperatures. Therefore, the Harned cell gives an exact comparison between hydrogen ion activities at different temperatures.

The quantity $p(a_{\text{H}}\gamma_{\text{Cl}}) = -\lg(a_{\text{H}}\gamma_{\text{Cl}})$, on the left hand side of (4), is called the acidity function (5). To obtain the quantity pH according to eqn. (2) from the acidity function, it is necessary to evaluate $\lg \gamma_{\text{Cl}}$ independently. This is done in two steps: (i) the

value of $\lg(a_{\text{H}^+}\gamma_{\text{Cl}^-})$ at zero chloride molality, $\lg(a_{\text{H}^+}\gamma_{\text{Cl}^-})^0$, is evaluated and (ii) a value for the activity of the chloride ion $\gamma_{\text{Cl}^-}^0$, at zero chloride molality (sometimes referred to as the limiting or 'trace' activity coefficient) is calculated using the Bates-Guggenheim convention (7). The value of $\lg(a_{\text{H}^+}\gamma_{\text{Cl}^-})^0$ corresponding to zero chloride molality is determined by linear extrapolation of measurements using Harned cells with at least three added molalities of sodium or potassium chloride ($I < 0.1 \text{ mol kg}^{-1}$).

The value of $\lg(a_{\text{H}^+}\gamma_{\text{Cl}^-})^0$ corresponding to zero chloride molality is determined by linear extrapolation of measurements using Harned cells with at least three added molalities of sodium or potassium chloride ($I < 0.1 \text{ mol kg}^{-1}$) in accord with eqn. (7):

$$-\lg(a_{\text{H}^+}\gamma_{\text{Cl}^-}) = -\lg(a_{\text{H}^+}\gamma_{\text{Cl}^-})^0 + Sm_{\text{Cl}^-} \quad (7)$$

where S is an empirical, temperature dependent, constant.

The Bates-Guggenheim convention (7) assumes that the trace activity coefficient of the chloride ion $\gamma_{\text{Cl}^-}^0$ is given by

$$\lg \gamma_{\text{Cl}^-}^0 = -A I^{1/2} / (1 + Ba I^{1/2}) \quad (8)$$

where A is the Debye-Hückel temperature dependent constant (limiting slope), a is the mean distance of closest approach of the ions (ion size parameter), Ba is set equal to $1.5 (\text{mol kg}^{-1})^{-1/2}$ at all temperatures in the range $5\text{--}50^\circ\text{C}$, and I is the ionic strength of the buffer (which for its evaluation requires knowledge of appropriate acid dissociation constants).

The various stages in the assignment of primary standard pH values are combined in eqn. (9), which is derived from eqns. (4), (5) and (8)

$$\text{pH(PS)} = \lim_{m_{\text{Cl}^-} \rightarrow 0} \{ (E_1 - E_0) / [(RT/F) \ln 10] + \lg(m_{\text{Cl}^-}/m^0) \} - AI^{1/2} / [1 + 1.5 (I/m^0)^{1/2}] \quad (9)$$

In order for a particular buffer solution to be considered a primary buffer solution, it must be of the "highest metrological" quality (4) in accordance with the definition of a primary standard. It is recommended that it have the following attributes (9):

1. High buffer value in the range 0.016-0.07 (mol OH⁻)/pH.
2. Small dilution value at half concentration (change in pH with change in buffer concentration) in the range 0.01-0.20.
3. Small dependence of pH on temperature less than $\pm 0.01 \text{ K}^{-1}$.
4. Low residual liquid junction potential < 0.01 in pH.
5. Ionic strength $\leq 0.1 \text{ mol kg}^{-1}$ to permit applicability of Bates-Guggenheim convention.
6. NMI certificate for specific batch.
7. Reproducible purity of preparation (lot to lot differences of $|\Delta\text{pH(PS)}| < 0.003$).
8. Long term stability of stored solid material.

Values for the above and other important parameters for the primary and secondary buffer materials are given in Table 1.

Primary Standard Buffers

As there can be significant variations in the purity of samples of a buffer of the same nominal chemical composition, it is essential that the primary buffer material used has been certified with values that have been measured with Cell I. The Harned cell is used

by many national metrological institutes for accurate measurements of pH of buffer solutions.

Typical values of the pH(PS) of the seven solutions from the six accepted primary standard reference buffers, which meet the conditions stated above, are listed in Table 2. Batch-to-batch variations in purity can result in changes in the pH value of samples of at most 0.003. The typical values in Table 2 should not be used in place of the certified value (from a Harned cell measurement) for a specific batch of buffer material.

The required attributes listed above effectively limit the range of primary buffers available to between pH 3 and 10 (at 25°C). Calcium hydroxide and potassium tetraoxalate are excluded because the contribution of hydroxide or hydrogen ions to the ionic strength is significant. Also excluded are the nitrogen bases of the type BH⁺ (such as tris(hydroxymethyl)aminomethane and piperazine phosphate) and the zwitterionic buffers (e.g. HEPES and MOPS (10)). These do not comply because either the Bates-Guggenheim convention is not applicable, or the liquid junction potentials are high. This means the choice of primary standards is restricted to buffers derived from oxy-carbon, -phosphorus, -boron and mono, di- and tri-protic carboxylic acids. The uncertainties (11) associated with Harned cell measurements are calculated (1) to be 0.004 in pH at NMIs, with typical variation between batches of primary standard buffers of 0.003.

Secondary Standards

Substances that do not fulfil all the criteria for primary standards, but to which pH values can be assigned using Cell I are considered to be secondary standards (Table 3). Reasons for their exclusion as primary standards include difficulties in achieving consistent and suitable chemical quality (e.g. acetic acid is a liquid), suspected high liquid junction potential, or inappropriateness of the Bates-Guggenheim convention (e.g. other charge-type buffers). The uncertainty is higher (e.g. 0.01) for biological buffers. Certain other substances, which cannot be used in cells containing hydrogen gas electrodes, are also classed as secondary standards.

Calibration Procedures

(a) One-point calibration

A single point calibration is insufficient to determine both slope and one-point parameters. The theoretical value for the slope can be assumed but the practical slope may be up to 5% lower. Alternatively, a value for the practical slope can be assumed from the manufacturer's prior calibration. The one-point calibration therefore yields only an estimate of pH(X). Since both parameters may change with age of the electrodes, this is not a reliable procedure.

(b) Two-point calibration [target uncertainty: 0.02-0.03 at 25°C]

In the majority of practical applications, glass electrodes cells are calibrated by a two-point calibration, or bracketing, procedure using two standard buffer solutions, with pH values, pH(S₁) and pH(S₂), bracketing the unknown pH(X). Bracketing is often taken to mean that the pH(S₁) and pH(S₂) buffers selected from Table 2 should be those that are immediately above and below pH(X). This may not be appropriate in all situations and choice of a wider range may be better.

- (c) Multi-point calibration [target uncertainty: 0.01-0.03 at 25 °C].

Multi-point calibration is carried out using up to five standard buffers. The use of more than five points yields no significant improvement in the statistical information obtainable.

Details of uncertainty computations (11) have been given (1).

Measurement of pH and choice of pH Standard Solutions

- 1a) If pH is not required to better than ± 0.05 any pH standard solution may be selected.
- 1b) If pH is required to ± 0.002 and interpretation in terms of hydrogen ion concentration or activity is desired, choose a standard solution, pH(PS), to match X as closely as possible in terms of pH, composition and ionic strength.
- 2) Alternatively, a bracketing procedure may be adopted whereby two standard solutions are chosen whose pH values, pH(S1), pH(S2) are on either side of pH(X). Then if the corresponding potential difference measurements are $E(S1)$, $E(S2)$, $E(X)$, then pH(X) is obtained from

$$\text{pH}(X) = \text{pH}(S1) + [E(X) - E(S1)] / \%k$$

where $\%k = 100[E(S2) - E(S1)]/[pH(S2) - pH(S1)]$ is the apparent percentage slope. This procedure is very easily done on some pH meters simply by adjusting downwards the slope factor control with the electrodes in S2. The purpose of the bracketing procedure is to compensate for deficiencies in the electrodes and measuring system.

Information to be given about the measurement of pH(X)

The standard solutions selected for calibration of the pH meter system should be reported with the measurement as follows:

System calibrated with pH(S) = at ...K.

System calibrated with two primary standards, pH(PS1) = and pH(PS2) = atK.

System calibrated with n standards, pH(S1) =, pH(S2) = etc. atK.

Interpretation of pH(X) in terms of hydrogen ion concentration

The defined pH has no simple interpretation in terms of hydrogen ion concentration but the mean ionic activity coefficient of a typical 1:1 electrolyte can be used to obtain hydrogen ion concentration subject to an uncertainty of 3.9% in concentration, corresponding to 0.02 in pH.

References

- Buck, R.P., Rondinini, S., Covington, A.K., Baucke, F.G.K., Brett, C.M.A., Camoes, M.F.C., Milton, M.J.T., Mussini, T., Naumann, R., Pratt, K.W., Spitzer, P., and Wilson, G.S. *Pure Appl. Chem.*, 74, 2105, 2002.
- Sørensen, S.P.L. *Comp. Rend.Trav. Lab. Carlsberg*, 8, 1, 1909.
- Sørensen, S.P.L., and Linderstrøm-Lang, K.L., *Comp. Rend. Trav. Lab. Carlsberg*, 15, 1924.
- BIPM, *Com. Cons. Quantité de Matière* 4, 1998. See also M.J.T. Milton and T.J. Quinn, *Metrologia* 38, 289, 2001.
- Harned H.S., and Owen, B.B., *The Physical Chemistry of Electrolytic Solutions*, Ch 14, Reinhold, New York, 1958.
- Bates R.G., and Robinson, R.A., *J. Soln. Chem.* 9, 455, 1980.
- Bates R.G., and Guggenheim, E.A., *Pure Appl. Chem.* 1, 163, 1960.
- International Vocabulary of Basic and General Terms in Metrology (VIM)*, Beuth, Berlin, 2nd. Edn. 1994.
- Bates, R.G. *Determination of pH*, Wiley, New York, 1973.
- Good, N.E. et al., *Biochem. J.* 5, 467, 1966.
- Guide to the Expression of Uncertainty (GUM)*, BIPM, IEC, IFCC, ISO, IUPAC, IUPAP, OIML, 1993.

TABLE 1. Summary of Useful Properties of Some Primary and Secondary Standard Buffer Substances and Solutions

Salt or solid substance	Formula	Molality/ mol kg ⁻¹	Molar mass/ g mol ⁻¹	Density/ g/mL	Amount conc. at 20°C/ mol dm ⁻³	Mass/g to make 1 dm ³	Dilution value ΔpH_{12}	Buffer value (β)/ mol OH ⁻ / dm ⁻³	pH Temperature coefficient/ K ⁻¹
Potassium tetroxalate dihydrate	KH ₃ C ₄ O ₈ ·2H ₂ O	0.1	254.191	1.0091	0.09875	25.101			
Potassium tetraoxalate dihydrate	KH ₃ C ₄ O ₈ ·2H ₂ O	0.05	254.191	1.0032	0.04965	12.620	0.186	0.070	0.001
Potassium hydrogen tartrate (sat at 25°C)	KHC ₄ H ₄ O ₆	0.0341	188.18	1.0036	0.034	6.4	0.049	0.027	- 0.0014
Potassium dihydrogen citrate	KH ₂ C ₆ H ₅ O ₇	0.05	230.22	1.0029	0.04958	11.41	0.024	0.034	- 0.022
Potassium hydrogen phthalate	KHC ₈ H ₄ O ₄	0.05	204.44	1.0017	0.04958	10.12	0.052	0.016	0.00012
Disodium hydrogen orthophosphate +	Na ₂ HPO ₄	0.025	141.958	1.0038	0.02492	3.5379	0.080	0.029	- 0.0028

Salt or solid substance	Formula	Molality/ mol kg ⁻¹	Molar mass/ g mol ⁻¹	Density/ g/mL	Amount conc. at 20°C/ mol dm ⁻³	Mass/g to make 1 dm ³	Dilution value ΔpH _{1/2}	Buffer value (β)/ mol OH ⁻ / dm ⁻³	pH Temperature coefficient/ K ⁻¹
potassium dihydrogen orthophosphate	KH ₂ PO ₄	0.025	136.085			3.3912			
Disodium hydrogen orthophosphate + potassium dihydrogen orthophosphate	Na ₂ HPO ₄	0.03043	141.959	1.0020	0.08665	4.302	0.07	0.016	- 0.0028
Disodium tetraborate decahydrate	KH ₂ PO ₄	0.00869	136.085		0.03032	1.179			
Disodium tetraborate decahydrate	Na ₂ B ₄ O ₇ ·10H ₂ O	0.05	381.367	1.0075	0.04985	19.012			
Disodium tetraborate decahydrate	Na ₂ B ₄ O ₇ ·10H ₂ O	0.01	381.367	1.0001	0.00998	3.806	0.01	0.020	- 0.0082
Sodium hydrogen carbonate + sodium carbonate	NaHCO ₃	0.025	84.01	1.0013	0.02492	2.092	0.079	0.029	-0.0096
Calcium hydroxide (sat. at 25°C)	Na ₂ CO ₃	0.025	105.99			2.640			
	Ca(OH) ₂	0.0203	74.09	0.9991	0.02025	1.5	-0.28	0.09	-0.033

TABLE 2. Typical Values of pH(PS) for Primary Standards at 0–50°C

Primary standards (PS)	Temperature in °C										
	0	5	10	15	20	25	30	35	37	40	50
Sat. potassium hydrogen tartrate (at 25°C)						3.557	3.552	3.549	3.548	3.547	3.549
0.05 mol kg ⁻¹ potassium dihydrogen citrate	3.863	3.840	3.820	3.802	3.788	3.776	3.766	3.759	3.756	3.754	3.749
0.05 mol kg ⁻¹ potassium hydrogen phthalate	4.000	3.998	3.997	3.998	4.000	4.005	4.011	4.018	4.022	4.027	4.050
0.025 mol kg ⁻¹ disodium hydrogen phosphate + 0.025 mol kg ⁻¹ potassium dihydrogen phosphate	6.984	6.951	6.923	6.900	6.881	6.865	6.853	6.844	6.841	6.838	6.833
0.03043 mol kg ⁻¹ disodium hydrogen phosphate + 0.008695 mol kg ⁻¹ potassium dihydrogen phosphate	7.534	7.500	7.472	7.448	7.429	7.413	7.400	7.389	7.386	7.380	7.367
0.01 mol kg ⁻¹ disodium tetraborate	9.464	9.395	9.332	9.276	9.225	9.180	9.139	9.102	9.088	9.068	9.011
0.025 mol kg ⁻¹ sodium hydrogen carbonate + 0.025 mol kg ⁻¹ sodium carbonate	10.317	10.245	10.179	10.118	10.062	10.012	9.966	9.926	9.910	9.889	9.828

TABLE 3. Values of pH(SS) of Some Secondary Standards from Harned Cell I Measurements

Secondary standards	Temperature in °C									
	0	5	10	15	20	25	30	37	40	50
0.05 mol kg ⁻¹ potassium tetroxalate ^a	1.67	1.67	1.67	1.67	1.68	1.68	1.68	1.69	1.69	1.71
0.05 mol kg ⁻¹ sodium hydrogen diglycolate ^b		3.47	3.47	3.48	3.48	3.49	3.50	3.52	3.53	3.56
0.1 mol dm ⁻³ acetic acid + 0.1 mol dm ⁻³ sodium acetate	4.68	4.67	4.67	4.66	4.66	4.65	4.65	4.66	4.66	4.68
mol dm ⁻³ acetic acid + 0.1 mol dm ⁻³ sodium acetate	4.74	4.73	4.73	4.72	4.72	4.72	4.72	4.73	4.73	4.75
0.02 mol kg ⁻¹ piperazine phosphate ^c	6.58	6.51	6.45	6.39	6.34	6.29	6.24	6.16	6.14	6.06
0.05 mol kg ⁻¹ tris hydrochloride + 0.01667 mol kg ⁻¹ tris ^c	8.47	8.30	8.14	7.99	7.84	7.70	7.56	7.38	7.31	7.07
0.05 mol kg ⁻¹ disodium tetraborate	9.51	9.43	9.36	9.30	9.25	9.19	9.15	9.09	9.07	9.01
Saturated (at 25 °C) calcium hydroxide	13.42	13.21	13.00	12.81	12.63	12.45	12.29	12.07	11.98	11.71

^a Potassium trihydrogen dioxalate (KH₃C₄O₈)

^b Sodium hydrogen 2,2'-oxydiacetate

^c 2-Amino-2-(hydroxymethyl)-1,3 propanediol or tris(hydroxymethyl)aminomethane

PRACTICAL pH MEASUREMENTS ON NATURAL WATERS

A. K. Covington and W. Davison

(1) Dilute solutions and freshwater including 'acid-rain' samples ($I < 0.02 \text{ mol kg}^{-1}$)

Major problems could be encountered due to errors associated with the liquid junction. It is recommended that either a free diffusion junction is used or it is verified that the junction is working correctly using dilute solutions as follows. For commercial electrodes calibrated with IUPAC aqueous RVS or PS standards, the $\text{pH}(X)$ of dilute solutions should be within ± 0.02 of those given in Table 1. The difference in determined $\text{pH}(X)$ between a stirred and unstirred dilute solution should be < 0.02 . The characteristics of glass electrodes are such that below pH 5 the readings should be stable within 2 min, but for pH 5 to 8.8 or so minutes may be necessary to attain stability. Interpretation of $\text{pH}(X)$ measured in this way in terms of activity of hydrogen ion, a_{H^+} , is subject¹ to an uncertainty of ± 0.02 in pH.

(2) Seawater

Measurements made by calibration of electrodes with IUPAC aqueous RVS or PS standards to obtain $\text{pH}(X)$ are perfectly valid. However, the interpretation of $\text{pH}(X)$ in terms of the activity of hydrogen ion is complicated by the non zero residual liquid junction potential as well as by systematic differences between electrode pairs, principally attributable to the reference electrode. For 35‰ salinity seawater ($S = 0.035$) a_{H^+} calculated from $\text{pH}(X)$ is typically 12% too low. Special seawater pH scales have been devised to overcome this problem:

(i) The total hydrogen ion scale, pH_T , is defined in terms of the sum of free and complexed (total) hydrogen ion concentrations, where

$${}^T C_{\text{H}} = [\text{H}^+] + [\text{HSO}_4^-] + [\text{HF}].$$

$$\text{So, } \text{pH}_T = -\log {}^T C_{\text{H}}$$

Calibration of the electrodes with a buffer having a composition similar to that of seawater, to which pH_T has been assigned, results in values of $\text{pHT}(X)$ (Tables 2, 3) which are accurately interpretable in terms of ${}^T C_{\text{H}}$.

(ii) The free hydrogen ion scale, pH_F , is defined, and fully interpretable, in terms of the concentration of free hydrogen ions.

$$\text{pH}_F = -\log [\text{H}^+]$$

Values of pH_F as a function of temperature have been assigned to the same set of pH_T seawater buffers, and so alternatively can be used for calibration (Tables 2, 3)^{2,3}

(3) Estuarine water

Prescriptions for seawater scale buffers are available for a range of salinities. Reliable estuarine pH measurements can be made by calibrating with a buffer of the same salinity as the sample. However, these buffers are difficult to prepare and their use presumes prior knowledge of salinity of the sample. Interpretable measurements of estuarine pH can be made by calibration with IUPAC aqueous RVS or PS standards if the electrode pair is additionally calibrated using a 20‰ salinity seawater buffer.⁴ The difference between the assigned pH_{sws} of the seawater buffer and its measured $\text{pH}(X)$ value using RVS or PS standards is

$$\Delta\text{pH} = \text{pH}_{\text{sws}} - \text{pH}(X)$$

Values of ΔpH should be in the range of 0.08 to 0.18. It empirically corrects for differences between the two pH scales and for measurement errors associated with the electrode pair. The $\text{pH}(X)$ of samples measured using IUPAC aqueous buffers, can be converted to pH_T or pH_F using the appropriate measured ΔpH :

$$\text{pH}_T = \text{pH}(X) - \Delta\text{pH}$$

$$\text{or } \text{pH}_F = \text{pH}(X) - \Delta\text{pH}$$

This simple procedure is appropriate to pH measurement at salinities from 2‰ to 35‰. For salinities lower than 2‰ the procedures for freshwaters should be adopted.

References

1. Davison, W. and Harbinson, T. R., *Analyst*, 113, 709, 1988.
2. Culbertson, C. H., in *Marine Electrochemistry*, Whitfield, M. and Jagner, D., Eds., Wiley, 1981.
3. Millero, F. J., *Limnol. Oceanogr.*, 31, 839, 1986.
4. Covington, A. K., Whalley, P. D., Davison, W., and Whitfield, M., in *The Determination of Trace Metals in Natural Waters*, West, T. S. and Nurnberg, H. W., Eds., Blackwell, Oxford, 1988.
5. Koch, W. F., Marinenko, G., and Paule, R. C., *J. Res. NBS*, 91, 33, 1986.

TABLE 1. pH of Dilute Solutions at 25°C, Degassed and Equilibrated with Air, Suitable as Quality Control Standards

	Ionic strength	Concentration(x)	pH	pH
	mmol kg ⁻¹	mmol kg ⁻¹	$p_{\text{CO}_2} = 0$	$p_{\text{CO}_2} = \text{air}$
Potassium hydrogen phthalate	10.7	10	4.12	4.12
	1.1	1	4.33	4.33
$x\text{KH}_2\text{PO}_4 + x\text{Na}_2\text{HPO}_4$	9.9	2.5	7.07	7.05
$x\text{KH}_2\text{PO}_4 + 3.5x\text{Na}_2\text{HPO}_4$	10	0.87	7.61	7.58
$\text{Na}_2\text{B}_4\text{O}_7 \cdot 10\text{H}_2\text{O}$	10	5	9.20	—
HCl	0.1	0.1	4.03	4.03
SRM2694-I ^a	—	—	4.30	—
SRM2694-II ^a	—	—	3.59	—

Note: The pH of solutions near to pH 4 is virtually independent of temperature over the range of 5 to 30°C.

^a Simulated rainwater samples are available (Reference 5) from NIST containing sulfate, nitrate, chloride, fluoride, sodium, potassium, calcium and magnesium.

TABLE 2. Composition of Seawater Buffer of Salinity S = 35‰ at 25°C (Reference 3)

Solute	mol dm ⁻³	mol kg ⁻¹	g kg ⁻¹	g dm ⁻³
NaCl	0.3666	0.3493	20.416	20.946
Na_2SO_4	0.02926	0.02788	3.96	4.063
KCl	0.01058	0.01008	0.752	0.772
CaCl_2	0.01077	0.01026	1.139	1.169
MgCl_2	0.05518	0.05258	5.006	5.139
Tris	0.06	0.05717	6.926	7.106
Tris · HCl	0.06	0.05717	9.010	9.244

Tris = tris(hydroxymethyl)aminomethane ($\text{HOCH}_2)_3\text{CNH}_2$.

A 20‰ buffer is made by diluting the 35‰ in the ratio 20:35.

TABLE 3. Assigned Values of 20‰ and 35‰ Buffers on Free and Total Hydrogen Ion Scales. Calculated from Equations Provided by Millero (Reference 3)

Temp (°C)	pH_T	pH_T	pH_F	pH_F
	S = 20‰	S = 35‰	S = 20‰	S = 35‰
5	8.683	8.718	8.759	8.81
10	8.513	8.542	8.597	8.647
15	8.351	8.374	8.442	8.491
20	8.195	8.212	8.292	8.341
25	8.045	8.057	8.149	8.197
30	7.901	7.908	8.011	8.059
35	7.762	7.764	7.879	7.926

BUFFER SOLUTIONS GIVING ROUND VALUES OF pH AT 25°C

A		B		C		D		E	
pH	<i>x</i>	pH	<i>x</i>	pH	<i>x</i>	pH	<i>x</i>	pH	<i>x</i>
1.00	67.0	2.20	49.5	4.10	1.3	5.80	3.6	7.00	46.6
1.10	52.8	2.30	45.8	4.20	3.0	5.90	4.6	7.10	45.7
1.20	42.5	2.40	42.2	4.30	4.7	6.00	5.6	7.20	44.7
1.30	33.6	2.50	38.8	4.40	6.6	6.10	6.8	7.30	43.4
1.40	26.6	2.60	35.4	4.50	8.7	6.20	8.1	7.40	42.0
1.50	20.7	2.70	32.1	4.60	11.1	6.30	9.7	7.50	40.3
1.60	16.2	2.80	28.9	4.70	13.6	6.40	11.6	7.60	38.5
1.70	13.0	2.90	25.7	4.80	16.5	6.50	13.9	7.70	36.6
1.80	10.2	3.00	22.3	4.90	19.4	6.60	16.4	7.80	34.5
1.90	8.1	3.10	18.8	5.00	22.6	6.70	19.3	7.90	32.0
2.00	6.5	3.20	15.7	5.10	25.5	6.80	22.4	8.00	29.2
2.10	5.10	3.30	12.9	5.20	28.8	6.90	25.9	8.10	26.2
2.20	3.9	3.40	10.4	5.30	31.6	7.00	29.1	8.20	22.9
		3.50	8.2	5.40	34.1	7.10	32.1	8.30	19.9
		3.60	6.3	5.50	36.6	7.20	34.7	8.40	17.2
		3.70	4.5	5.60	38.8	7.30	37.0	8.50	14.7
		3.80	2.9	5.70	40.6	7.40	39.1	8.60	12.2
		3.90	1.4	5.80	42.3	7.50	40.9	8.70	10.3
		4.00	0.1	5.90	43.7	7.60	42.4	8.80	8.5
						7.70	43.5	8.90	7.0
						7.80	44.5	9.00	5.7
						7.90	45.3		
						8.00	46.1		

F		G		H		I		J	
pH	<i>x</i>	pH	<i>x</i>	pH	<i>x</i>	pH	<i>x</i>	pH	<i>x</i>
8.00	20.5	9.20	0.9	9.60	5.0	10.90	3.3	12.00	6.0
8.10	19.7	9.30	3.6	9.70	6.2	11.00	4.1	12.10	8.0
8.20	18.8	9.40	6.2	9.80	7.6	11.10	5.1	12.20	10.2
8.30	17.7	9.50	8.8	9.90	9.1	11.20	6.3	12.30	12.8
8.40	16.6	9.60	11.1	10.00	10.7	11.30	7.6	12.40	16.2
8.50	15.2	9.70	13.1	10.10	12.2	11.40	9.1	12.50	20.4
8.60	13.5	9.80	15.0	10.20	13.8	11.50	11.1	12.60	25.6
8.70	11.6	9.90	16.7	10.30	15.2	11.60	13.5	12.70	32.2
8.80	9.6	10.00	18.3	10.40	16.5	11.70	16.2	12.80	41.2
8.90	7.1	10.10	19.5	10.50	17.8	11.80	19.4	12.90	53.0
9.00	4.6	10.20	20.5	10.60	19.1	11.90	23.0	13.00	66.0
9.10	2.0	10.30	21.3	10.70	20.2	12.00	26.9		
		10.40	22.1	10.80	21.2				
		10.50	22.7	10.90	22.0				
		10.60	23.3	11.00	22.7				
		10.70	23.8						
		10.80	24.25						

- A. 25 ml of 0.2 molar KCl + *x* ml of 0.2 molar HCl.
 B. 50 ml of 0.1 molar potassium hydrogen phthalate + *x* ml of 0.1 molar HCl.
 C. 50 ml of 0.1 molar potassium hydrogen phthalate + *x* ml of 0.1 molar NaOH.
 D. 50 ml of 0.1 molar potassium dihydrogen phosphate + *x* ml of 0.1 molar NaOH.
 E. 50 ml of 0.1 molar tris(hydroxymethyl)aminomethane + *x* ml of 0.1 M HCl.
 F. 50 ml of 0.025 molar borax + *x* ml of 0.1 molar HCl.
 G. 50 ml of 0.025 molar borax + *x* ml of 0.1 molar NaOH.
 H. 50 ml of 0.05 molar sodium bicarbonate + *x* ml of 0.1 molar NaOH.
 I. 50 ml of 0.05 molar disodium hydrogen phosphate + *x* ml of 0.1 molar NaOH.
 J. 25 ml of 0.2 molar KCl + *x* ml of 0.2 molar NaOH.

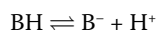
Final volume of mixtures = 100 ml.

References

1. Bower, V. E., and Bates, R. G., *J. Res. Natl. Bur. Stand.*, 55, 197, 1955 (A–D).
2. Bates, R. G., and Bower, V. E., *Anal. Chem.*, 28, 1322, 1956 (E–J).

DISSOCIATION CONSTANTS OF INORGANIC ACIDS AND BASES

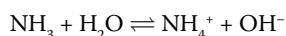
The data in this table are presented as values of pK_a , defined as the negative logarithm of the acid dissociation constant K_a for the reaction



Thus $pK_a = -\log K_a$, and the hydrogen ion concentration $[H^+]$ can be calculated from

$$K_a = \frac{[H^+][B^-]}{[BH]}$$

In the case of bases, the entry in the table is for the conjugate acid; e.g., ammonium ion for ammonia. The OH^- concentration in the system



can be calculated from the equation

$$K_b = K_{\text{water}}/K_a = \frac{[OH^-][NH_4^+]}{[NH_3]}$$

where $K_{\text{water}} = 1.01 \times 10^{-14}$ at 25 °C. Note that $pK_a + pK_b = pK_{\text{water}}$.

All values refer to dilute aqueous solutions at zero ionic strength at the temperature indicated. The table is arranged alphabetically by compound name.

Reference

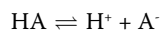
- Perrin, D. D., *Ionization Constants of Inorganic Acids and Bases in Aqueous Solution, Second Edition*, Pergamon, Oxford, 1982.

Name	Formula	Step	t/°C	pK _a
Aluminum(III) ion	Al ³⁺		25	5.0
Ammonia	NH ₃		25	9.25
Arsenic acid	H ₃ AsO ₄	1	25	2.26
		2	25	6.76
		3	25	11.29
Arsenious acid	H ₂ AsO ₃		25	9.29
Barium(II) ion	Ba ²⁺		25	13.4
Boric acid	H ₃ BO ₃	1	20	9.27
		2	20	>14
Calcium(II) ion	Ca ²⁺		25	12.6
Carbonic acid	H ₂ CO ₃	1	25	6.35
		2	25	10.33
Chlorous acid	HClO ₂		25	1.94
Chromic acid	H ₂ CrO ₄	1	25	0.74
		2	25	6.49
Cyanic acid	HCNO		25	3.46
Germanic acid	H ₂ GeO ₃	1	25	9.01
		2	25	12.3
Hydrazine	N ₂ H ₄		25	8.1
Hydrazoic acid	HN ₃		25	4.6
Hydrocyanic acid	HCN		25	9.21
Hydrofluoric acid	HF		25	3.20
Hydrogen peroxide	H ₂ O ₂		25	11.62
Hydrogen selenide	H ₂ Se	1	25	3.89
		2	25	11.0
Hydrogen sulfide	H ₂ S	1	25	7.05
		2	25	19
Hydrogen telluride	H ₂ Te	1	18	2.6
		2	25	11
Hydroxylamine	NH ₂ OH		25	5.94
Hypobromous acid	HBrO		25	8.55
Hypochlorous acid	HClO		25	7.40
Hypoiodous acid	HIO		25	10.5
Iodic acid	HIO ₃		25	0.78
Lithium ion	Li ⁺		25	13.8
Magnesium(II) ion	Mg ²⁺		25	11.4
Nitrous acid	HNO ₂		25	3.25
Perchloric acid	HClO ₄		20	-1.6
Periodic acid	HIO ₄		25	1.64
Phosphoric acid	H ₃ PO ₄	1	25	2.16

Name	Formula	Step	$t/^\circ\text{C}$	$\text{p}K_a$
Phosphorous acid	H_3PO_3	2	25	7.21
		3	25	12.32
		1	20	1.3
Pyrophosphoric acid	$\text{H}_4\text{P}_2\text{O}_7$	2	20	6.70
		1	25	0.91
		2	25	2.10
		3	25	6.70
Selenic acid	H_2SeO_4	4	25	9.32
		2	25	1.7
Selenious acid	H_2SeO_3	1	25	2.62
		2	25	8.32
Silicic acid	H_4SiO_4	1	30	9.9
		2	30	11.8
		3	30	12
		4	30	12
Sodium ion	Na^+		25	14.8
Strontium(II) ion	Sr^{+2}		25	13.2
Sulfamic acid	$\text{NH}_2\text{SO}_3\text{H}$		25	1.05
Sulfuric acid	H_2SO_4	2	25	1.99
Sulfurous acid	H_2SO_3	1	25	1.85
		2	25	7.2
Telluric acid	H_2TeO_4	1	18	7.68
		2	18	11.0
Tellurous acid	H_2TeO_3	1	25	6.27
		2	25	8.43
Tetrafluoroboric acid	HBF_4		25	0.5
Thiocyanic acid	HSCN		25	-1.8
Water	H_2O		25	13.995

DISSOCIATION CONSTANTS OF ORGANIC ACIDS AND BASES

This table lists the dissociation (ionization) constants of over 1070 organic acids, bases, and amphoteric compounds. All data apply to dilute aqueous solutions and are presented as values of pK_a , which is defined as the negative of the logarithm of the equilibrium constant K_a for the reaction

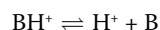


i.e.,

$$K_a = [H^+][A^-]/[HA]$$

where $[H^+]$, etc. represent the concentrations of the respective species in mol/L. It follows that $pK_a = pH + \log[HA] - \log[A^-]$, so that a solution with 50% dissociation has pH equal to the pK_a of the acid.

Data for bases are presented as pK_a values for the conjugate acid, i.e., for the reaction



In older literature, an ionization constant K_b was used for the reaction $B + H_2O \rightleftharpoons BH^+ + OH^-$. This is related to K_a by

$$pK_a + pK_b = pK_{water} = 14.00 \quad (\text{at } 25^\circ\text{C})$$

Compounds are listed by molecular formula in Hill order.

References

- Perrin, D. D., *Dissociation Constants of Organic Bases in Aqueous Solution*, Butterworths, London, 1965; Supplement, 1972.
- Serjeant, E. P., and Dempsey, B., *Ionization Constants of Organic Acids in Aqueous Solution*, Pergamon, Oxford, 1979.
- Albert, A., "Ionization Constants of Heterocyclic Substances", in Katritzky, A. R., Ed., *Physical Methods in Heterocyclic Chemistry*, Academic Press, New York, 1963.
- Sober, H.A., Ed., *CRC Handbook of Biochemistry*, CRC Press, Boca Raton, FL, 1968.
- Perrin, D. D., Dempsey, B., and Serjeant, E. P., pK_a Prediction for Organic Acids and Bases, Chapman and Hall, London, 1981.
- Albert, A., and Serjeant, E. P., *The Determination of Ionization Constants, Third Edition*, Chapman and Hall, London, 1984.
- Budavari, S., Ed., *The Merck Index, Twelfth Edition*, Merck & Co., Whitehouse Station, NJ, 1996.

Mol. form.	Name	Step	t/°C	pK _a	Mol. form.	Name	Step	t/°C	pK _a
CHNO	Cyanic acid		25	3.7	C ₂ H ₅ NO	Acetamide		25	15.1
CH ₂ N ₂	Cyanamide		29	1.1	C ₂ H ₅ NO ₂	Acetohydroxamic acid			8.70
CH ₂ O	Formaldehyde		25	13.27	C ₂ H ₅ NO ₂	Nitroethane		25	8.46
CH ₂ O ₂	Formic acid		25	3.75	C ₂ H ₅ NO ₂	Glycine	1	25	2.35
CH ₃ NO ₂	Nitromethane		25	10.21			2	25	9.78
CH ₃ NS ₂	Carbamodithioic acid		25	2.95	C ₂ H ₆ N ₂	Ethanimidamide		25	12.1
CH ₄ N ₂ O	Urea		25	0.10	C ₂ H ₆ O	Ethanol		25	15.5
CH ₄ N ₂ S	Thiourea		25	-1	C ₂ H ₆ OS	2-Mercaptoethanol		25	9.72
CH ₄ O	Methanol		25	15.5	C ₂ H ₆ O ₂	Ethyleneglycol		25	15.1
CH ₄ S	Methanethiol		25	10.33	C ₂ H ₇ AsO ₂	Dimethylarsinic acid	1	25	1.57
CH ₅ N	Methylamine		25	10.66			2	25	6.27
CH ₅ NO	O-Methylhydroxylamine			12.5	C ₂ H ₇ N	Ethylamine		25	10.65
CH ₅ N ₃	Guanidine		25	13.6	C ₂ H ₇ N	Dimethylamine		25	10.73
C ₂ HCl ₃ O	Trichloroacetaldehyde		25	10.04	C ₂ H ₇ NO	Ethanolamine		25	9.50
C ₂ HCl ₃ O ₂	Trichloroacetic acid		20	0.66	C ₂ H ₇ NO ₃ S	2-Aminoethanesulfonic acid	1	25	1.5
C ₂ HF ₃ O ₂	Trifluoroacetic acid		25	0.52			2	25	9.06
C ₂ H ₂ Cl ₂ O ₂	Dichloroacetic acid		25	1.35	C ₂ H ₇ NS	Cysteamine	1	25	8.27
C ₂ H ₂ O ₃	Glyoxylic acid		25	3.18			2	25	10.53
C ₂ H ₂ O ₄	Oxalic acid	1	25	1.25	C ₂ H ₇ N ₅	Biguanide	1		11.52
		2	25	3.81			2		2.93
C ₂ H ₃ BrO ₂	Bromoacetic acid		25	2.90	C ₂ H ₈ N ₂	1,2-Ethanediamine	1	25	9.92
C ₂ H ₃ ClO ₂	Chloroacetic acid		25	2.87			2	25	6.86
C ₂ H ₃ Cl ₃ O	2,2,2-Trichloroethanol		25	12.24	C ₂ H ₈ O ₇ P ₂	1-Hydroxy-1,1-diphosphonoethane	1		1.35
C ₂ H ₃ FO ₂	Fluoroacetic acid		25	2.59			2		2.87
C ₂ H ₃ F ₃ O	2,2,2-Trifluoroethanol		25	12.37			3		7.03
C ₂ H ₃ IO ₂	Iodoacetic acid		25	3.18			4		11.3
C ₂ H ₃ NO ₄	Nitroacetic acid		24	1.48	C ₃ H ₃ O ₂	2-Propynoic acid		25	1.84
C ₂ H ₃ N ₃	1H-1,2,3-Triazole		20	1.17	C ₃ H ₃ NO	Oxazole		33	0.8
C ₂ H ₃ N ₃	1H-1,2,4-Triazole		20	2.27	C ₃ H ₃ NO	Isoxazole		25	-2.0
C ₂ H ₄ N ₂	Aminoacetonitrile		25	5.34	C ₃ H ₃ NO ₂	Cyanoacetic acid		25	2.47
C ₂ H ₄ O	Acetaldehyde		25	13.57	C ₃ H ₃ NS	Thiazole		25	2.52
C ₂ H ₄ OS	Thioacetic acid		25	3.33	C ₃ H ₃ N ₃ O ₃	Cyanuric acid	1		6.88
C ₂ H ₄ O ₂	Acetic acid		25	4.756			2		11.40
C ₂ H ₄ O ₂ S	Thioglycolic acid		25	3.68			3		13.5
C ₂ H ₄ O ₃	Glycolic acid		25	3.83	C ₃ H ₄ N ₂	1H-Pyrazole		25	2.49
C ₂ H ₅ N	Ethyleimine		25	8.04	C ₃ H ₄ N ₂	Imidazole		25	6.99

Mol. form.	Name	Step	t/°C	pK _a	Mol. form.	Name	Step	t/°C	pK _a
C ₃ H ₄ N ₂ S	2-Thiazolamine		20	5.36	C ₄ H ₄ N ₄ O ₂	5-Nitropyrimidinamine		20	0.35
C ₃ H ₄ O	Propargyl alcohol		25	13.6	C ₄ H ₄ O ₂	2-Butynoic acid		25	2.62
C ₃ H ₄ O ₂	Acrylic acid		25	4.25	C ₄ H ₄ O ₄	Maleic acid	1	25	1.92
C ₃ H ₄ O ₃	Pyruvic acid		25	2.39			2	25	6.23
C ₃ H ₄ O ₄	Malonic acid	1	25	2.85	C ₄ H ₄ O ₄	Fumaric acid	1	25	3.02
		2	25	5.70			2	25	4.38
C ₃ H ₄ O ₅	Hydroxypropanedioic acid	1	25	2.42	C ₄ H ₄ O ₅	Oxaloacetic acid	1	25	2.55
		2		4.54			2	25	4.37
C ₃ H ₅ BrO ₂	3-Bromopropanoic acid		25	4.00			3	25	13.03
C ₃ H ₅ ClO ₂	2-Chloropropanoic acid		25	2.83	C ₄ H ₅ N	Pyrrole		25	-3.8
C ₃ H ₅ ClO ₂	3-Chloropropanoic acid		25	3.98	C ₄ H ₅ N ₂ O	Succinimide		25	9.62
C ₃ H ₆ N ₂	3-Aminopropanenitrile		25	7.80	C ₄ H ₅ N ₃	2-Pyrimidinamine		20	3.45
C ₃ H ₆ N ₆	1,3,5-Triazine-2,4,6-triamine		25	5.00	C ₄ H ₅ N ₃	4-Pyrimidinamine		20	5.71
					C ₄ H ₅ N ₃ O	Cytosine	1		4.60
C ₃ H ₆ O	Allyl alcohol		25	15.5			2		12.16
C ₃ H ₆ O ₂	Propanoic acid		25	4.87	C ₄ H ₅ N ₃ O ₂	6-Methyl-1,2,4-triazine-3,5(2H,4H)-dione			7.6
C ₃ H ₆ O ₂ S	(Methylthio)acetic acid		25	3.66	C ₄ H ₆ N ₂	1-Methylimidazol		25	6.95
C ₃ H ₆ O ₃	Lactic acid		25	3.86	C ₄ H ₆ N ₄ O ₃	Allantoin		25	8.96
C ₃ H ₆ O ₃	3-Hydroxypropanoic acid		25	4.51	C ₄ H ₆ N ₄ O ₃ S ₂	Acetazolamide			7.2
C ₃ H ₆ O ₄	Glyceric acid		25	3.52	C ₄ H ₆ O ₂	<i>trans</i> -Crotonic acid		25	4.69
C ₃ H ₇ N	Allylamine		25	9.49	C ₄ H ₆ O ₂	3-Butenoic acid		25	4.34
C ₃ H ₇ N	Azetidine		25	11.29	C ₄ H ₆ O ₂	Cyclopropanecarboxylic acid		25	4.83
C ₃ H ₇ NO	2-Propanone oxime		25	12.42	C ₄ H ₆ O ₃	2-Oxobutanoic acid		25	2.50
C ₃ H ₇ NO ₂	<i>L</i> -Alanine	1	25	2.34	C ₄ H ₆ O ₃	Acetoacetic acid		25	3.6
		2	25	9.87	C ₄ H ₆ O ₄	Succinic acid	1	25	4.21
C ₃ H ₇ NO ₂	β -Alanine	1	25	3.55			2	25	5.64
		2	25	10.24	C ₄ H ₆ O ₄	Methylmalonic acid	1	25	3.07
C ₃ H ₇ NO ₂	Sarcosine	1	25	2.21			2	25	5.76
		2	25	10.1	C ₄ H ₆ O ₅	Malic acid	1	25	3.40
C ₃ H ₇ NO ₂ S	<i>L</i> -Cysteine	1	25	1.5			2	25	5.11
		2	25	8.7	C ₄ H ₆ O ₆	<i>DL</i> -Tartaric acid	1	25	3.03
		3	25	10.2			2	25	4.37
C ₃ H ₇ NO ₃	<i>L</i> -Serine	1	25	2.19	C ₄ H ₆ O ₆	<i>meso</i> -Tartaric acid	1	25	3.17
		2	25	9.21			2	25	4.91
C ₃ H ₇ NO ₅ S	<i>DL</i> -Cysteic acid	1	25	1.3	C ₄ H ₆ O ₆	<i>L</i> -Tartaric acid	1	25	2.98
		2	25	1.9			2	25	4.34
		3	25	8.70	C ₄ H ₆ O ₈	Dihydroxytartaric acid		25	1.92
C ₃ H ₇ N ₃ O ₂	Glycocyanine		25	2.82	C ₄ H ₇ ClO ₂	2-Chlorobutanoic acid			2.86
C ₃ H ₈ O ₂	Ethylene glycol monomethyl ether		25	14.8	C ₄ H ₇ ClO ₂	3-Chlorobutanoic acid			4.05
C ₃ H ₈ O ₃	Glycerol		25	14.15	C ₄ H ₇ ClO ₂	4-Chlorobutanoic acid			4.52
C ₃ H ₉ N	Propylamine		25	10.54	C ₄ H ₇ NO ₂	4-Cyanobutanoic acid		25	2.42
C ₃ H ₉ N	Isopropylamine		25	10.63	C ₄ H ₇ NO ₃	<i>N</i> -Acetylglycine		25	3.67
C ₃ H ₉ N	Trimethylamine		25	9.80	C ₄ H ₇ NO ₄	Iminodiacetic acid	1		2.98
C ₃ H ₉ NO	2-Methoxyethylamine		25	9.40			2		9.89
C ₃ H ₉ NO	Trimethylamine oxide		20	4.65	C ₄ H ₇ NO ₄	<i>L</i> -Aspartic acid	1	25	1.99
C ₃ H ₁₀ N ₂	1,2-Propanediamine, (\pm)	1	25	9.82			2	25	3.90
		2	25	6.61			3	25	9.90
C ₃ H ₁₀ N ₂	1,3-Propanediamine	1	25	10.55	C ₄ H ₇ N ₃ O	Creatinine	1	25	4.8
		2	25	8.88			2		9.2
C ₃ H ₁₀ N ₂ O	1,3-Diamino-2-propanol	1	20	9.69	C ₄ H ₇ N ₅	2,4,6-Pyrimidinetriamine		20	6.84
		2	20	7.93	C ₄ H ₈ N ₂ O ₃	<i>L</i> -Asparagine	1	20	2.1
C ₃ H ₁₁ N ₃	1,2,3-Triaminopropane	1	20	9.59			2	20	8.80
		2	20	7.95	C ₄ H ₈ N ₂ O ₃	<i>N</i> -Glycylglycine	1	25	3.14
				3.26			2		8.17
C ₄ H ₄ FN ₃ O	Flucytosine				C ₄ H ₈ O ₂	Butanoic acid		25	4.83
C ₄ H ₄ N ₂	Pyrazine		20	0.65	C ₄ H ₈ O ₂	2-Methylpropanoic acid		20	4.84
C ₄ H ₄ N ₂	Pyrimidine		20	1.23	C ₄ H ₈ O ₃	3-Hydroxybutanoic acid, (\pm)		25	4.70
C ₄ H ₄ N ₂	Pyridazine		20	2.24	C ₄ H ₈ O ₃	4-Hydroxybutanoic acid		25	4.72
C ₄ H ₄ N ₂ O ₂	Uracil		25	9.45	C ₄ H ₈ O ₃	Ethoxyacetic acid		18	3.65
C ₄ H ₄ N ₂ O ₃	Barbituric acid		25	4.01	C ₄ H ₉ N	Pyrrolidine		25	11.31
C ₄ H ₄ N ₂ O ₅	Alloxanic acid		25	6.64					

Mol. form.	Name	Step	t/°C	pK _a	Mol. form.	Name	Step	t/°C	pK _a
C ₄ H ₉ NO	Morpholine		25	8.50	C ₅ H ₅ NO ₂	1 <i>H</i> -Pyrrole-3-carboxylic acid		20	5.00
C ₄ H ₉ NO ₂	2-Methylalanine	1	25	2.36	C ₅ H ₅ N ₃ O	Pyrazinecarboxamide			0.5
C ₄ H ₉ NO ₂	<i>N,N</i> -Dimethylglycine	2	25	10.21	C ₅ H ₅ N ₅	Adenine	1		4.3
C ₄ H ₉ NO ₂	<i>DL</i> -2-Aminobutanoic acid	1	25	2.29			2		9.83
C ₄ H ₉ NO ₂	4-Aminobutanoic acid	2	25	9.83	C ₅ H ₅ N ₅ O	Guanine		40	9.92
C ₄ H ₉ NO ₂		1	25	4.031	C ₅ H ₆ N ₂	2-Pyridinamine		20	6.82
C ₄ H ₉ NO ₂ S	<i>DL</i> -Homocysteine	2	25	10.556	C ₅ H ₆ N ₂	3-Pyridinamine		25	6.04
		1	25	2.22	C ₅ H ₆ N ₂	4-Pyridinamine		25	9.11
		2	25	8.87	C ₅ H ₆ N ₂	2-Methylpyrazine		27	1.45
		3	25	10.86	C ₅ H ₆ N ₂ O ₂	Thymine		25	9.94
C ₄ H ₉ NO ₃	<i>L</i> -Threonine	1	25	2.09	C ₅ H ₆ O ₄	1,1-Cyclopropanedi-carboxylic acid	1	25	1.82
C ₄ H ₉ NO ₃	<i>L</i> -Homoserine	2	25	9.10			2	25	7.43
C ₄ H ₉ NO ₃		1	25	2.71	C ₅ H ₆ O ₄	<i>trans</i> -1-Propene-1,2-dicarboxylic acid	1	25	3.09
C ₄ H ₉ N ₃ O ₂	Creatine	2	25	9.62			2	25	4.75
C ₄ H ₁₀ N ₂	Piperazine	1	25	2.63	C ₅ H ₆ O ₄	1-Propene-2,3-dicarboxylic acid	1	25	3.85
		2	25	14.3			2	25	5.45
C ₄ H ₁₀ N ₂ O ₂	2,4-Diaminobutanoic acid	1	25	9.73	C ₅ H ₆ O ₅	2-Oxoglutaric acid	1	25	2.47
		2	25	5.33			2	25	4.68
		3	25	10.44	C ₅ H ₇ NO ₃	5,5-Dimethyl-2,4-oxazolidinedione		37	6.13
C ₄ H ₁₀ O ₄	1,2,3,4-Butanetetrol			13.9	C ₅ H ₇ NO ₃	<i>L</i> -Pyroglutamic acid		25	3.32
C ₄ H ₁₁ N	Butylamine	25	25	10.60	C ₅ H ₇ N ₃	2,5-Pyridinediamine		20	6.48
C ₄ H ₁₁ N	<i>sec</i> -Butylamine	25	25	10.56	C ₅ H ₇ N ₃	Methylaminopyrazine		25	3.39
C ₄ H ₁₁ N	<i>tert</i> -Butylamine	25	25	10.68	C ₅ H ₇ N ₃ O ₄	Azaserine			8.55
C ₄ H ₁₁ N	Diethylamine	25	25	10.84	C ₅ H ₈ N ₂	2,4-Dimethylimidazole		25	8.36
C ₄ H ₁₁ NO ₃	Tris(hydroxymethyl)methylamine	20	20	8.3	C ₅ H ₈ N ₄ O ₃ S ₂	Methazolamide			7.30
C ₄ H ₁₂ N ₂	1,4-Butanediamine	1	25	10.80	C ₅ H ₈ O ₂	<i>trans</i> -3-Pentenoic acid		25	4.51
		2	25	9.63	C ₅ H ₈ O ₄	Dimethylmalonic acid		25	3.15
C ₅ H ₄ BrN	3-Bromopyridine	25	25	2.84	C ₅ H ₈ O ₄	Glutaric acid	1	18	4.32
C ₅ H ₄ ClN	2-Chloropyridine	25	25	0.49			2	25	5.42
C ₅ H ₄ ClN	3-Chloropyridine	25	25	2.81	C ₅ H ₈ O ₄	Methylsuccinic acid	1	25	4.13
C ₅ H ₄ ClN	4-Chloropyridine	25	25	3.83			2	25	5.64
C ₅ H ₄ FN	2-Fluoropyridine	25	25	-0.44	C ₅ H ₉ NO ₂	<i>L</i> -Proline	1	25	1.95
C ₅ H ₄ N ₂ O ₂	4-Nitropyridine	25	25	1.61			2	25	10.64
C ₅ H ₄ N ₄	1 <i>H</i> -Purine	1	20	2.30	C ₅ H ₉ NO ₃	5-Amino-4-oxopentanoic acid	1	25	4.05
		2	20	8.96			2	25	8.90
C ₅ H ₄ N ₄ O	Hypoxanthine	25	25	8.7	C ₅ H ₉ NO ₃	<i>trans</i> -4-Hydroxyproline	1	25	1.82
C ₅ H ₄ N ₄ O	Allopurinol			10.2			2	25	9.66
C ₅ H ₄ N ₄ O ₃	Uric acid	12	12	3.89	C ₅ H ₉ NO ₄	<i>L</i> -Glutamic acid	1	25	2.13
C ₅ H ₄ N ₄ S	1,7-Dihydro-6 <i>H</i> -purine-6-thione	1	7.77				2	25	4.31
		2	11.17				3		9.67
C ₅ H ₄ O ₂ S	2-Thiophenecarboxylic acid	25	25	3.49	C ₅ H ₉ N ₃	Histamine	1	25	6.04
C ₅ H ₄ O ₂ S	3-Thiophenecarboxylic acid	25	25	4.1			2	25	9.75
C ₅ H ₄ O ₃	2-Furancarboxylic acid	25	25	3.16	C ₅ H ₁₀ N ₂ O ₃	Glycylalanine		25	3.15
C ₅ H ₄ O ₃	3-Furancarboxylic acid	25	25	3.9	C ₅ H ₁₀ N ₂ O ₃	<i>L</i> -Glutamine	1	25	2.17
C ₅ H ₅ N	Pyridine	25	25	5.23			2	25	9.13
C ₅ H ₅ NO	2-Pyridinol	1	20	0.75	C ₅ H ₁₀ N ₂ O ₄	Glycylserine	1	25	2.98
		2	20	11.65			2	25	8.38
C ₅ H ₅ NO	3-Pyridinol	1	20	4.79	C ₅ H ₁₀ O ₂	Pentanoic acid		20	4.83
		2	20	8.75	C ₅ H ₁₀ O ₂	2-Methylbutanoic acid		25	4.80
C ₅ H ₅ NO	4-Pyridinol	1	20	3.20	C ₅ H ₁₀ O ₂	3-Methylbutanoic acid		25	4.77
		2	20	11.12	C ₅ H ₁₀ O ₂	2,2-Dimethylpropanoic acid		20	5.03
C ₅ H ₅ NO	2(1 <i>H</i>)-Pyridinone	1	20	0.75	C ₅ H ₁₀ O ₄	<i>D</i> -2-Deoxyribose		25	12.61
		2	20	11.65	C ₅ H ₁₀ O ₅	<i>L</i> -Ribose		25	12.22
C ₅ H ₅ NO	Pyridine-1-oxide	24	24	0.79	C ₅ H ₁₀ O ₅	<i>D</i> -Xylose		18	12.14
C ₅ H ₅ NO ₂	1 <i>H</i> -Pyrrole-2-carboxylic acid	20	20	4.45	C ₅ H ₁₁ N	Piperidine		25	11.123
					C ₅ H ₁₁ N	<i>N</i> -Methylpyrrolidine		25	10.46
					C ₅ H ₁₁ NO	4-Methylmorpholine		25	7.38
					C ₅ H ₁₁ NO ₂	<i>L</i> -Valine	1	25	2.29
							2	25	9.74

Mol. form.	Name	Step	t/°C	pK _a	Mol. form.	Name	Step	t/°C	pK _a
C ₅ H ₁₁ NO ₂	DL-Norvaline	1		2.36	C ₆ H ₆ BrN	2-Bromoaniline	3	20	9.31
		2		9.72	C ₆ H ₆ BrN	3-Bromoaniline		25	2.53
C ₅ H ₁₁ NO ₂	L-Norvaline	1	25	2.32	C ₆ H ₆ BrN	4-Bromoaniline		25	3.89
		2	25	9.81	C ₆ H ₆ ClN	2-Chloroaniline		25	2.66
C ₅ H ₁₁ NO ₂	N-Propylglycine	1	25	2.35	C ₆ H ₆ ClN	3-Chloroaniline		25	3.52
		2	25	10.19	C ₆ H ₆ ClN	4-Chloroaniline		25	3.98
C ₅ H ₁₁ NO ₂	5-Aminopentanoic acid	1	25	4.27	C ₆ H ₆ FN	2-Fluoroaniline		25	3.20
		2	25	10.77	C ₆ H ₆ FN	3-Fluoroaniline		25	3.59
C ₅ H ₁₁ NO ₂	Betaine		0	1.83	C ₆ H ₆ FN	4-Fluoroaniline		25	4.65
C ₅ H ₁₁ NO ₂ S	L-Methionine	1	25	2.13	C ₆ H ₆ IN	2-Iodoaniline		25	2.54
		2	25	9.27	C ₆ H ₆ IN	3-Iodoaniline		25	3.58
C ₅ H ₁₂ N ₂ O	Tetramethylurea			2	C ₆ H ₆ IN	4-Iodoaniline		25	3.81
C ₅ H ₁₂ N ₂ O ₂	L-Ornithine	1	25	1.71	C ₆ H ₆ N ₂ O	3-Pyridinecarboxamide		20	3.3
		2	25	8.69	C ₆ H ₆ N ₂ O	2-Pyridinecarboxaldehyde oxime	1	20	3.59
		3	25	10.76			2	20	10.18
C ₅ H ₁₃ N	Pentylamine		25	10.63	C ₆ H ₆ N ₂ O ₂	2-Nitroaniline		25	-0.25
C ₅ H ₁₃ N	3-Pentanamine		17	10.59	C ₆ H ₆ N ₂ O ₂	3-Nitroaniline		25	2.46
C ₅ H ₁₃ N	3-Methyl-1-butanamine		25	10.60	C ₆ H ₆ N ₂ O ₂	4-Nitroaniline		25	1.02
C ₅ H ₁₃ N	2-Methyl-2-butanamine		19	10.85	C ₆ H ₆ O	Phenol		25	9.99
C ₅ H ₁₃ N	2,2-Dimethylpropylamine		25	10.15	C ₆ H ₆ O ₂	p-Hydroquinone	1	25	9.85
C ₅ H ₁₃ N	Diethylmethylamine		25	10.35			2	25	11.4
C ₅ H ₁₄ NO	Choline		25	13.9	C ₆ H ₆ O ₂	Pyrocatechol	1	25	9.34
C ₅ H ₁₄ N ₂	1,5-Pentanediamine	1	25	10.05			2	25	12.6
		2	25	10.93	C ₆ H ₆ O ₂	Resorcinol	1	25	9.32
				3.6			2	25	11.1
C ₆ H ₃ Cl ₃ N ₂ O ₂	4-Amino-3,5,6-trichloro-2-pyridinecarboxylic acid			3.6	C ₆ H ₆ O ₂ S	Benzenesulfinic acid		20	1.3
C ₆ H ₃ N ₃ O ₇	2,4,6-Trinitrophenol		24	0.42	C ₆ H ₆ O ₃ S	Benzenesulfonic acid		25	0.70
C ₆ H ₄ Cl ₂ O	2,3-Dichlorophenol		25	7.44	C ₆ H ₆ O ₄	5-Hydroxy-2-(hydroxymethyl)-4H-pyran-4-one			7.9
C ₆ H ₄ N ₂ O ₅	2,4-Dinitrophenol		25	4.07	C ₆ H ₆ O ₄ S	3-Hydroxybenzenesulfonic acid		25	9.07
C ₆ H ₄ N ₂ O ₅	2,5-Dinitrophenol		15	5.15	C ₆ H ₆ O ₄ S	4-Hydroxybenzenesulfonic acid		25	9.11
C ₆ H ₄ N ₄	Pteridine		20	4.05	C ₆ H ₆ O ₆	cis-1-Propene-1,2,3-tricarboxylic acid		25	1.95
C ₆ H ₃ BrO	2-Bromophenol		25	8.45	C ₆ H ₆ O ₆	trans-1-Propene-1,2,3-tricarboxylic acid	1	25	2.80
C ₆ H ₃ BrO	3-Bromophenol		25	9.03			2	25	4.46
C ₆ H ₃ BrO	4-Bromophenol		25	9.37	C ₆ H ₆ S	Benzenethiol		25	6.62
C ₆ H ₃ Br ₂ N	3,5-Dibromoaniline		25	2.34	C ₆ H ₇ BO ₂	Benzenboronic acid			8.83
C ₆ H ₃ ClO	2-Chlorophenol		25	8.56	C ₆ H ₇ N	Aniline		25	4.87
C ₆ H ₃ ClO	3-Chlorophenol		25	9.12	C ₆ H ₇ N	2-Methylpyridine		25	6.00
C ₆ H ₃ ClO	4-Chlorophenol		25	9.41	C ₆ H ₇ N	3-Methylpyridine		25	5.70
C ₆ H ₃ Cl ₂ N	2,4-Dichloroaniline		22	2.05	C ₆ H ₇ N	4-Methylpyridine		25	5.99
C ₆ H ₃ FO	2-Fluorophenol		25	8.73	C ₆ H ₇ NO	2-Aminophenol	1	20	4.78
C ₆ H ₃ FO	3-Fluorophenol		25	9.29			2	20	9.97
C ₆ H ₃ FO	4-Fluorophenol		25	9.89	C ₆ H ₇ NO	3-Aminophenol	1	20	4.37
C ₆ H ₃ IO	2-Iodophenol		25	8.51			2	20	9.82
C ₆ H ₃ IO	3-Iodophenol		25	9.03	C ₆ H ₇ NO	4-Aminophenol	1	25	5.48
C ₆ H ₃ IO	4-Iodophenol		25	9.33			2	25	10.30
C ₆ H ₃ NO	2-Pyridinecarboxaldehyde		25	12.68	C ₆ H ₇ NO	2-Methoxypyridine		20	3.28
C ₆ H ₃ NO	4-Pyridinecarboxaldehyde		30	12.05	C ₆ H ₇ NO	3-Methoxypyridine		25	4.78
C ₆ H ₃ NO ₂	Nitrobenzene		0	3.98	C ₆ H ₇ NO	4-Methoxypyridine		25	6.58
C ₆ H ₃ NO ₂	2-Pyridinecarboxylic acid	1	20	0.99	C ₆ H ₇ NO ₃ S	2-Aminobenzenesulfonic acid		25	2.46
		2	20	5.39	C ₆ H ₇ NO ₃ S	3-Aminobenzenesulfonic acid		25	3.74
C ₆ H ₃ NO ₂	3-Pyridinecarboxylic acid	1	25	2.00	C ₆ H ₇ NO ₃ S	4-Aminobenzenesulfonic acid		25	3.23
		2	25	4.82	C ₆ H ₈ N ₂	N-Methylpyridinamine		20	9.65
C ₆ H ₃ NO ₂	4-Pyridinecarboxylic acid	1	25	1.77	C ₆ H ₈ N ₂	o-Phenylenediamine	1	20	4.57
		2	25	4.84					
C ₆ H ₃ NO ₃	2-Nitrophenol		25	7.23					
C ₆ H ₃ NO ₃	3-Nitrophenol		25	8.36					
C ₆ H ₃ NO ₃	4-Nitrophenol		25	7.15					
C ₆ H ₃ N ₃	1H-Benzotriazole		20	1.6					
C ₆ H ₃ N ₅ O	2-Amino-4-hydroxypteridine	1	20	2.27					
		2	20	7.96					
C ₆ H ₅ N ₅ O ₂	Xanthopterin	2	20	6.59					

Mol. form.	Name	Step	t/°C	pK _a	Mol. form.	Name	Step	t/°C	pK _a
C ₆ H ₈ N ₂	<i>m</i> -Phenylenediamine	2	20	0.80	C ₆ H ₁₃ NO ₂	<i>L</i> -Leucine	1	25	2.33
		1	20	5.11			2	25	9.74
C ₆ H ₈ N ₂	<i>p</i> -Phenylenediamine	2	20	2.50	C ₆ H ₁₃ NO ₂	<i>L</i> -Isoleucine	1	25	2.32
		1	20	6.31			2	25	9.76
		2	20	2.97	C ₆ H ₁₃ NO ₂	<i>L</i> -Norleucine	1	25	2.34
C ₆ H ₈ N ₂	Phenylhydrazine		15	8.79			2	25	9.83
C ₆ H ₈ O ₂	2,4-Hexadienoic acid		25	4.76	C ₆ H ₁₃ NO ₂	6-Aminohexanoic acid	1	25	4.37
C ₆ H ₈ O ₂	1,3-Cyclohexanedione		25	5.26			2	25	10.80
C ₆ H ₈ O ₄	2,2-Dimethyl-1,3-dioxane-4,6-dione			5.1	C ₆ H ₁₃ NO ₄	<i>N,N</i> -Bis(2-hydroxyethyl)glycine	2	20	8.35
C ₆ H ₈ O ₆	<i>L</i> -Ascorbic acid	1	25	4.04	C ₆ H ₁₃ N ₃ O ₃	Citrulline	1	25	2.43
		2	16	11.7			2	25	9.69
C ₆ H ₈ O ₇	Citric acid	1	25	3.13	C ₆ H ₁₄ N ₂	<i>cis</i> -1,2-Cyclohexanediamine	1	20	9.93
		2	25	4.76			2	20	6.13
		3	25	6.40	C ₆ H ₁₄ N ₂	<i>trans</i> -1,2-Cyclohexanediamine	1	20	9.94
C ₆ H ₈ O ₇	Isocitric acid	1	25	3.29			2	20	6.47
		2	25	4.71	C ₆ H ₁₄ N ₂	<i>cis</i> -2,5-Dimethylpiperazine	1	25	9.66
		3	25	6.40			2	25	5.20
C ₆ H ₉ NO ₆	Nitrilotriacetic acid	1	20	3.03	C ₆ H ₁₄ N ₂ O ₂	<i>L</i> -Lysine	1	25	2.16
		2	20	3.07			2	25	9.06
		3	20	10.70			3	25	10.54
C ₆ H ₉ NO ₆	<i>L</i> -γ-Carboxyglutamic acid	1	25	1.7	C ₆ H ₁₄ N ₄ O ₂	<i>L</i> -Arginine	1	25	1.82
		2	25	3.2			2	25	8.99
		3	25	4.75			3	25	12.5
		4	25	9.9	C ₆ H ₁₄ O ₆	<i>D</i> -Mannitol		18	13.5
C ₆ H ₉ N ₃	4,6-Dimethylpyrimidinamine		20	4.82	C ₆ H ₁₅ N	Hexylamine		25	10.56
C ₆ H ₉ N ₃ O ₂	<i>L</i> -Histidine	1	25	1.80	C ₆ H ₁₅ N	Diisopropylamine		25	11.05
		2	25	6.04	C ₆ H ₁₅ N	Triethylamine		25	10.75
		3	25	9.33	C ₆ H ₁₅ NO ₃	Triethanolamine		25	7.76
C ₆ H ₁₀ O ₂	Cyclopentanecarboxylic acid		25	4.99	C ₆ H ₁₆ N ₂	1,6-Hexanediamine	1	0	11.86
C ₆ H ₁₀ O ₃	Ethyl acetoacetate		25	10.68			2	0	10.76
C ₆ H ₁₀ O ₄	3-Methylglutaric acid		25	4.24	C ₆ H ₁₆ N ₂	<i>N,N,N',N'</i> -Tetramethyl-1,2-ethanediamine	1	25	10.40
C ₆ H ₁₀ O ₄	Adipic acid	1	18	4.41			2	25	8.26
		2	18	5.41	C ₆ H ₁₉ NSi ₂	Hexamethyldisilazane		25	7.55
C ₆ H ₁₁ NO ₂	2-Piperidinecarboxylic acid	1	25	2.28	C ₇ H ₅ FO ₂	Pentafluorobenzoic acid		25	1.75
		2	25	10.72	C ₇ H ₃ Br ₂ NO	3,5-Dibromo-4-hydroxybenzotrile			4.06
C ₆ H ₁₁ NO ₃	Adipamic acid		25	4.63	C ₇ H ₃ N ₃ O ₈	2,4,6-Trinitrobenzoic acid		25	0.65
C ₆ H ₁₁ NO ₄	2-Aminoadipic acid	1	25	2.14	C ₇ H ₄ Cl ₃ NO ₃	Triclopyr			2.68
		2	25	4.21	C ₇ H ₄ N ₂ O ₆	2,4-Dinitrobenzoic acid		25	1.43
		3	25	9.77	C ₇ H ₅ BrO ₂	2-Bromobenzoic acid		25	2.85
C ₆ H ₁₁ N ₃ O ₄	<i>N</i> -(<i>N</i> -Glycylglycyl)glycine	1	25	3.225	C ₇ H ₅ BrO ₂	3-Bromobenzoic acid		25	3.81
		2	25	8.09	C ₇ H ₅ BrO ₂	4-Bromobenzoic acid		25	3.96
C ₆ H ₁₁ N ₃ O ₄	Glycylasparagine	1	25	2.942	C ₇ H ₅ ClO ₂	2-Chlorobenzoic acid		25	2.90
		2	18	8.44	C ₇ H ₅ ClO ₂	3-Chlorobenzoic acid		25	3.84
C ₆ H ₁₂ N ₂	Triethylenediamine	1		3.0	C ₇ H ₅ ClO ₂	4-Chlorobenzoic acid		25	4.00
		2		8.7	C ₇ H ₅ FO ₂	2-Fluorobenzoic acid		25	3.27
C ₆ H ₁₂ N ₂ O ₄ S ₂	<i>L</i> -Cystine	1		1	C ₇ H ₅ FO ₂	3-Fluorobenzoic acid		25	3.86
		2		2.1	C ₇ H ₅ FO ₂	4-Fluorobenzoic acid		25	4.15
		3		8.02	C ₇ H ₅ FO ₂	2-(Trifluoromethyl)phenol		25	8.95
		4		8.71	C ₇ H ₅ F ₃ O	3-(Trifluoromethyl)phenol		25	8.68
C ₆ H ₁₂ O ₂	Hexanoic acid		25	4.85	C ₇ H ₅ F ₃ O	2-Iodobenzoic acid		25	2.86
C ₆ H ₁₂ O ₂	4-Methylpentanoic acid		18	4.84	C ₇ H ₅ IO ₂	3-Iodobenzoic acid		25	3.87
C ₆ H ₁₂ O ₆	β- <i>D</i> -Fructose		25	12.27	C ₇ H ₅ IO ₂	4-Iodobenzoic acid		25	4.00
C ₆ H ₁₂ O ₆	α- <i>D</i> -Glucose		25	12.46	C ₇ H ₅ NO	2-Hydroxybenzotrile		25	6.86
C ₆ H ₁₂ O ₆	<i>D</i> -Mannose		25	12.08	C ₇ H ₅ NO	3-Hydroxybenzotrile		25	8.61
C ₆ H ₁₃ N	Cyclohexylamine		25	10.64	C ₇ H ₅ NO	4-Hydroxybenzotrile		25	7.97
C ₆ H ₁₃ N	1-Methylpiperidine		25	10.38	C ₇ H ₅ NO ₃ S	Saccharin		18	11.68
C ₆ H ₁₃ N	1,2-Dimethylpyrrolidine		26	10.20	C ₇ H ₅ NO ₄	2-Nitrobenzoic acid		25	2.17
C ₆ H ₁₃ NO	<i>N</i> -Ethylmorpholine		25	7.67	C ₇ H ₅ NO ₄	3-Nitrobenzoic acid		25	3.46
					C ₇ H ₅ NO ₄	4-Nitrobenzoic acid		25	3.43

Mol. form.	Name	Step	t/°C	pK _a	Mol. form.	Name	Step	t/°C	pK _a
C ₇ H ₅ NO ₄	2,3-Pyridinedicarboxylic acid	1	25	2.43	C ₇ H ₉ N	2-Methylaniline		25	4.45
		2	25	4.78	C ₇ H ₉ N	3-Methylaniline		25	4.71
C ₇ H ₅ NO ₄	2,4-Pyridinedicarboxylic acid	1	25	2.15	C ₇ H ₉ N	4-Methylaniline		25	5.08
					C ₇ H ₉ N	<i>N</i> -Methylaniline		25	4.85
C ₇ H ₅ NO ₄	2,6-Pyridinedicarboxylic acid	1	25	2.16	C ₇ H ₉ N	2-Ethylpyridine		25	5.89
		2	25	4.76	C ₇ H ₉ N	2,3-Dimethylpyridine		25	6.57
C ₇ H ₅ NO ₄	3,5-Pyridinedicarboxylic acid	1	25	2.80	C ₇ H ₉ N	2,4-Dimethylpyridine		25	6.99
					C ₇ H ₉ N	2,5-Dimethylpyridine		25	6.40
	Chlorothiazide	1		6.85	C ₇ H ₉ N	2,6-Dimethylpyridine		25	6.65
C ₇ H ₆ ClN ₃ O ₄ S ₂		2		9.45	C ₇ H ₉ N	3,4-Dimethylpyridine		25	6.46
C ₇ H ₆ F ₃ N	3-(Trifluoromethyl)aniline		25	3.49	C ₇ H ₉ N	3,5-Dimethylpyridine		25	6.15
C ₇ H ₆ F ₃ N	4-(Trifluoromethyl)aniline		25	2.45	C ₇ H ₉ NO	2-Methoxyaniline		25	4.53
C ₇ H ₆ N ₂	1 <i>H</i> -Benzimidazole		25	5.53	C ₇ H ₉ NO	3-Methoxyaniline		25	4.20
C ₇ H ₆ N ₂	2-Aminobenzonitrile		25	0.77	C ₇ H ₉ NO	4-Methoxyaniline		25	5.36
C ₇ H ₆ N ₂	3-Aminobenzonitrile		25	2.75	C ₇ H ₉ NS	2-(Methylthio)aniline		25	3.45
C ₇ H ₆ N ₂	4-Aminobenzonitrile		25	1.74	C ₇ H ₉ NS	4-(Methylthio)aniline		25	4.35
C ₇ H ₆ O	Benzaldehyde		25	14.90	C ₇ H ₉ N ₅	2-Dimethylaminopurine	1	20	4.00
C ₇ H ₆ O ₂	Benzoic acid		25	4.204			2	20	10.24
C ₇ H ₆ O ₂	Salicylaldehyde		25	8.37	C ₇ H ₁₁ N ₃ O ₂	<i>L</i> -1-Methylhistidine	1	25	1.69
C ₇ H ₆ O ₂	3-Hydroxybenzaldehyde		25	8.98			2	25	6.48
C ₇ H ₆ O ₂	4-Hydroxybenzaldehyde		25	7.61			3	25	8.85
C ₇ H ₆ O ₃	2-Hydroxybenzoic acid	1	20	2.98	C ₇ H ₁₁ N ₃ O ₂	<i>L</i> -3-Methylhistidine	1	25	1.92
		2	20	13.6			2	25	6.56
C ₇ H ₆ O ₃	3-Hydroxybenzoic acid	1	25	4.08			3	25	8.73
		2	19	9.92	C ₇ H ₁₂ O ₂	Cyclohexanecarboxylic acid		25	4.91
C ₇ H ₆ O ₃	4-Hydroxybenzoic acid	1	25	4.57	C ₇ H ₁₂ O ₄	Heptanedioic acid	1	25	4.71
		2	25	9.46			2	25	5.58
C ₇ H ₆ O ₄	2,4-Dihydroxybenzoic acid	1	25	3.11	C ₇ H ₁₂ O ₄	Butylpropanedioic acid	1	5	2.96
		2	25	8.55	C ₇ H ₁₃ NO ₄	α -Ethylglutamic acid	1	25	3.846
		3	25	14.0			2	25	7.838
C ₇ H ₆ O ₄	2,5-Dihydroxybenzoic acid	1	25	2.97	C ₇ H ₁₄ O ₂	Heptanoic acid		25	4.89
C ₇ H ₆ O ₄	3,4-Dihydroxybenzoic acid	1	25	4.48	C ₇ H ₁₄ O ₆	α -Methylglucoside		25	13.71
		2	25	8.83	C ₇ H ₁₅ N	1-Ethylpiperidine		23	10.45
		3	25	12.6	C ₇ H ₁₅ N	1,2-Dimethylpiperidine,(\pm)		25	10.22
C ₇ H ₆ O ₄	3,5-Dihydroxybenzoic acid	1	25	4.04	C ₇ H ₁₅ NO ₃	Carnitine		25	3.80
C ₇ H ₆ O ₅	2,4,6-Trihydroxybenzoic acid		25	1.68	C ₇ H ₁₇ N	Heptylamine		25	10.67
					C ₇ H ₁₇ N	2-Heptanamine		19	10.7
C ₇ H ₆ O ₅	3,4,5-Trihydroxybenzoic acid		25	4.41	C ₈ H ₅ NO ₂	3-Cyanobenzoic acid		25	3.60
					C ₈ H ₅ NO ₂	4-Cyanobenzoic acid		25	3.55
C ₇ H ₇ NO	Benzamide		25	13	C ₈ H ₆ N ₂	Cinnoline		20	2.37
C ₇ H ₇ NO ₂	Aniline-2-carboxylic acid	1	25	2.17	C ₈ H ₆ N ₂	Quinazoline		29	3.43
		2	25	4.85	C ₈ H ₆ N ₂	Quinoxaline		20	0.56
C ₇ H ₇ NO ₂	Aniline-3-carboxylic acid	1	25	3.07	C ₈ H ₆ N ₂	Phthalazine		20	3.47
		2	25	4.79	C ₈ H ₆ N ₄ O ₅	Nitrofurantoin			7.2
C ₇ H ₇ NO ₂	Aniline-4-carboxylic acid	1	25	2.50	C ₈ H ₆ O ₃	3-Formylbenzoic acid		25	3.84
		2	25	4.87	C ₈ H ₆ O ₃	4-Formylbenzoic acid		25	3.77
C ₇ H ₇ NO ₃	4-Amino-2-hydroxybenzoic acid			3.25	C ₈ H ₆ O ₄	Phthalic acid	1	25	2.943
							2	25	5.432
C ₇ H ₈ ClN ₃ O ₄ S ₂	Hydrochlorothiazide	1		7.9	C ₈ H ₆ O ₄	Isophthalic acid	1	25	3.70
		2		9.2			2	25	4.60
C ₇ H ₈ N ₄ O ₂	Theobromine		18	7.89	C ₈ H ₆ O ₄	Terephthalic acid	1	25	3.54
C ₇ H ₈ N ₄ O ₂	Theophylline	1	25	8.77			2	25	4.34
C ₇ H ₈ O	<i>o</i> -Cresol		25	10.29	C ₈ H ₇ ClO ₂	2-Chlorobenzeneacetic acid		25	4.07
C ₇ H ₈ O	<i>m</i> -Cresol		25	10.09	C ₈ H ₇ ClO ₂	3-Chlorobenzeneacetic acid		25	4.14
C ₇ H ₈ O	<i>p</i> -Cresol		25	10.26	C ₈ H ₇ ClO ₂	4-Chlorobenzeneacetic acid		25	4.19
C ₇ H ₈ OS	4-(Methylthio)phenol		25	9.53	C ₈ H ₇ ClO ₃	2-Chlorophenoxyacetic acid		25	3.05
C ₇ H ₈ O ₂	2-Methoxyphenol		25	9.98	C ₈ H ₇ ClO ₃	3-Chlorophenoxyacetic acid		25	3.10
C ₇ H ₈ O ₂	3-Methoxyphenol		25	9.65	C ₈ H ₇ NO ₄	2-Nitrobenzeneacetic acid		25	4.00
C ₇ H ₈ O ₂	4-Methoxyphenol		25	10.21	C ₈ H ₇ NO ₄	3-Nitrobenzeneacetic acid		25	3.97
C ₇ H ₈ S	Benzenemethanethiol		25	9.43	C ₈ H ₇ NO ₄	4-Nitrobenzeneacetic acid		25	3.85
C ₇ H ₉ N	Benzylamine		25	9.34	C ₈ H ₈ F ₃ N ₃ O ₄ S ₂	Hydroflumethiazide	1		8.9

Mol. form.	Name	Step	t/°C	pK _a	Mol. form.	Name	Step	t/°C	pK _a
C ₈ H ₈ N ₂	2-Methyl-1 <i>H</i> -benzimidazole	2		9.7	C ₈ H ₁₆ N ₂ O ₄ S ₂	Homocystine	1	25	8.2
C ₈ H ₈ O ₂	<i>o</i> -Toluic acid	1	25	6.19			2	25	2.54
C ₈ H ₈ O ₂	<i>m</i> -Toluic acid		25	3.91			3	25	8.52
C ₈ H ₈ O ₂	<i>p</i> -Toluic acid		25	4.25			4	25	9.44
C ₈ H ₈ O ₂	Benzeneacetic acid		25	4.37	C ₈ H ₁₆ O ₂	Octanoic acid		25	4.89
C ₈ H ₈ O ₂	1-(2-Hydroxyphenyl)ethanone		25	4.31	C ₈ H ₁₆ O ₂	2-Propylpentanoic acid			4.6
C ₈ H ₈ O ₂	1-(3-Hydroxyphenyl)ethanone		25	10.06	C ₈ H ₁₇ N	2-Propylpiperidine,(<i>S</i>)			10.9
C ₈ H ₈ O ₂	1-(4-Hydroxyphenyl)ethanone		25	9.19	C ₈ H ₁₇ N	2,2,4-Trimethylpiperidine		30	11.04
C ₈ H ₈ O ₂	2-Methoxybenzoic acid		25	8.05	C ₈ H ₁₇ NO	<i>trans</i> -6-Propyl-3-piperidinol,(<i>3S</i>)			10.3
C ₈ H ₈ O ₃	3-Methoxybenzoic acid		25	4.08	C ₈ H ₁₉ N	Octylamine		25	10.65
C ₈ H ₈ O ₃	4-Methoxybenzoic acid		25	4.10	C ₈ H ₁₉ N	<i>N</i> -Methyl-2-heptanamine		17	10.99
C ₈ H ₈ O ₃	Phenoxyacetic acid		25	4.50	C ₈ H ₁₉ N	Dibutylamine		21	11.25
C ₈ H ₈ O ₃	Mandelic acid		25	3.17	C ₈ H ₂₀ N ₂	1,8-Octanediamine	1	20	11.00
C ₈ H ₈ O ₄	2,5-Hydroxybenzeneacetic acid		25	3.37			2	20	10.1
C ₈ H ₉ NO	Acetanilide		25	4.40	C ₉ H ₆ BrN	3-Bromoquinoline		25	2.69
C ₈ H ₉ NO ₂	2-(Methylamino)benzoic acid		25	0.5	C ₉ H ₇ ClO ₂	<i>trans</i> - <i>o</i> -Chlorocinnamic acid		25	4.23
C ₈ H ₉ NO ₂	3-(Methylamino)benzoic acid		25	5.34	C ₉ H ₇ ClO ₂	<i>trans</i> - <i>m</i> -Chlorocinnamic acid		25	4.29
C ₈ H ₉ NO ₂	4-(Methylamino)benzoic acid		25	5.10	C ₉ H ₇ ClO ₂	<i>trans</i> - <i>p</i> -Chlorocinnamic acid		25	4.41
C ₈ H ₉ NO ₂	<i>N</i> -Phenylglycine	1	25	1.83	C ₉ H ₇ N	Quinoline		20	4.90
		2		4.39	C ₉ H ₇ N	Isoquinoline		20	5.40
C ₈ H ₁₀ BrN	4-Bromo- <i>N,N</i> -dimethylaniline		25	4.23	C ₉ H ₇ NO	2-Quinolinol	1	20	-0.31
C ₈ H ₁₀ ClN	3-Chloro- <i>N,N</i> -dimethylaniline		20	3.83			2	20	11.76
C ₈ H ₁₀ ClN	4-Chloro- <i>N,N</i> -dimethylaniline		20	4.39	C ₉ H ₇ NO	3-Quinolinol	1	20	4.28
C ₈ H ₁₀ N ₂ O ₂	<i>N,N</i> -Dimethyl-3-nitroaniline		25	2.62			2	20	8.08
C ₈ H ₁₁ N	<i>N</i> -Ethylaniline		25	5.12	C ₉ H ₇ NO	4-Quinolinol	1	20	2.23
C ₈ H ₁₁ N	<i>N,N</i> -Dimethylaniline		25	5.07			2	20	11.28
C ₈ H ₁₁ N	2,6-Dimethylaniline		25	3.89	C ₉ H ₇ NO	6-Quinolinol	1	20	5.15
C ₈ H ₁₁ N	Benzeneethanamine		25	9.83			2	20	8.90
C ₈ H ₁₁ N	2,4,6-Trimethylpyridine		25	7.43	C ₉ H ₇ NO	8-Quinolinol	1	25	4.91
C ₈ H ₁₁ NO	2-Ethoxyaniline		28	4.43			2	25	9.81
C ₈ H ₁₁ NO	3-Ethoxyaniline		25	4.18	C ₉ H ₇ NO	7-Isoquinolinol	1	20	5.68
C ₈ H ₁₁ NO	4-Ethoxyaniline		28	5.20			2	20	8.90
C ₈ H ₁₁ NO	4-(2-Aminoethyl)phenol	1	25	9.74	C ₉ H ₇ NO ₃	2-Cyanophenoxyacetic acid		25	2.98
		2	25	10.52	C ₉ H ₇ NO ₃	3-Cyanophenoxyacetic acid		25	3.03
C ₈ H ₁₁ NO	2-(2-Methoxyethyl)pyridine			5.5	C ₉ H ₇ NO ₃	4-Cyanophenoxyacetic acid		25	2.93
C ₈ H ₁₁ NO ₂	Dopamine	1	25	8.9	C ₉ H ₇ N ₂ O ₂ S	Azathioprine			8.2
		2	25	10.6	C ₉ H ₈ N ₂	2-Quinolinamine		20	7.34
C ₈ H ₁₁ NO ₃	Norepinephrine	1	25	8.64	C ₉ H ₈ N ₂	3-Quinolinamine		20	4.91
		2	25	9.70	C ₉ H ₈ N ₂	4-Quinolinamine		20	9.17
C ₈ H ₁₁ N ₃ O ₆	6-Azauridine			6.70	C ₉ H ₈ N ₂	1-Isoquinolinamine		20	7.62
C ₈ H ₁₁ N ₅	Phenylbiguanide	1		10.76	C ₉ H ₈ N ₂	3-Isoquinolinamine		20	5.05
		2		2.13	C ₉ H ₈ O ₂	<i>cis</i> -Cinnamic acid		25	3.88
C ₈ H ₁₂ N ₂ O ₃	Barbital		25	7.43	C ₉ H ₈ O ₂	<i>trans</i> -Cinnamic acid		25	4.44
C ₈ H ₁₂ O ₂	5,5-Dimethyl-1,3-cyclohexanedione		25	5.15	C ₉ H ₈ O ₂	α -Methylenebenzeneacetic acid			4.35
C ₈ H ₁₃ NO ₂	Arecoline			6.84	C ₉ H ₈ O ₄	2-(Acetyloxy)benzoic acid		25	3.48
C ₈ H ₁₄ O ₂ S ₂	Thioctic acid			5.4	C ₉ H ₇ Br ₂ NO ₃	3,5-Dibromo- <i>L</i> -tyrosine	1		2.17
C ₈ H ₁₄ O ₄	Octanedioic acid	1	25	4.52			2		6.45
C ₈ H ₁₅ NO	Tropine		15	3.80			3		7.60
C ₈ H ₁₅ NO	Pseudotropine		15	3.80	C ₉ H ₉ ClO ₂	3-(2-Chlorophenyl)propanoic acid		25	4.58
C ₈ H ₁₆ N ₂ O ₃	<i>N</i> -Glycylleucine		25	3.18	C ₉ H ₉ ClO ₂	3-(3-Chlorophenyl)propanoic acid		25	4.59
C ₈ H ₁₆ N ₂ O ₃	<i>N</i> -Leucylglycine	1	25	3.25	C ₉ H ₉ ClO ₂	3-(4-Chlorophenyl)propanoic acid		25	4.61
					C ₉ H ₉ I ₂ NO ₃	<i>L</i> -3,5-Diodotyrosine	1	25	2.12

Mol. form.	Name	Step	t/°C	pK _a	Mol. form.	Name	Step	t/°C	pK _a
		2	25	5.32	C ₁₀ H ₈ O	1-Naphthol		25	9.39
		3	25	9.48	C ₁₀ H ₈ O	2-Naphthol		25	9.63
C ₉ H ₉ NO ₃	<i>N</i> -Benzoylglycine		25	3.62	C ₁₀ H ₉ N	1-Naphthylamine		25	3.92
C ₉ H ₉ NO ₄	3-(2-Nitrophenyl)-propanoic acid		25	4.50	C ₁₀ H ₉ N	2-Naphthylamine		25	4.16
C ₉ H ₉ NO ₄	3-(4-Nitrophenyl)-propanoic acid		25	4.47	C ₁₀ H ₉ N	2-Methylquinoline		20	5.83
C ₉ H ₉ N ₃ O ₂	Carbendazim			4.48	C ₁₀ H ₉ N	4-Methylquinoline		20	5.67
C ₉ H ₉ N ₃ O ₂ S ₂	Sulfathiazole			7.2	C ₁₀ H ₉ N	5-Methylquinoline		20	5.20
C ₉ H ₁₀ INO ₃	<i>L</i> -3-Iodotyrosine	1	25	2.2	C ₁₀ H ₉ NO	5-Amino-1-naphthol		25	3.97
		2	25	8.7	C ₁₀ H ₉ NO	6-Methoxyquinoline		20	5.03
		3	25	9.1	C ₁₀ H ₉ NO ₂	1 <i>H</i> -Indole-3-acetic acid			4.75
C ₉ H ₁₀ N ₂	2-Ethylbenzimidazole		25	6.18	C ₁₀ H ₁₀ O ₂	<i>o</i> -Methylcinnamic acid		25	4.50
C ₉ H ₁₀ O ₂	3,5-Dimethylbenzoic acid		25	4.32	C ₁₀ H ₁₀ O ₂	<i>m</i> -Methylcinnamic acid		25	4.44
C ₉ H ₁₀ O ₂	Benzenepropanoic acid		25	4.66	C ₁₀ H ₁₀ O ₂	<i>p</i> -Methylcinnamic acid		25	4.56
C ₉ H ₁₀ O ₂	α-Methylbenzeneacetic acid		25	4.64	C ₁₀ H ₁₂ N ₂	Tryptamine		25	10.2
C ₉ H ₁₀ O ₃	α-Hydroxy-α-methylbenzeneacetic acid		25	3.47	C ₁₀ H ₁₂ N ₂ O	5-Hydroxytryptamine	1	25	9.8
							2	25	11.1
C ₉ H ₁₁ Cl ₂ N ₃ O ₄ S ₂	Methylclothiazide			9.4	C ₁₀ H ₁₂ N ₂ O ₅	Dinoseb			4.62
C ₉ H ₁₁ N	<i>N</i> -Allylaniline		25	4.17	C ₁₀ H ₁₂ N ₄ O ₃	Dideoxyinosine			9.12
C ₉ H ₁₁ N	1-Indanamine		22	9.21	C ₁₀ H ₁₂ O	5,6,7,8-Tetrahydro-2-naphthalenol		25	10.48
C ₉ H ₁₁ NO ₂	4-(Dimethylamino)-benzoic acid	1		6.03	C ₁₀ H ₁₂ O ₂	Benzenebutanoic acid		25	4.76
		2		11.49	C ₁₀ H ₁₂ O ₅	Propyl 3,4,5-trihydroxybenzoate			8.11
C ₉ H ₁₁ NO ₂	Ethyl 4-aminobenzoate			2.5	C ₁₀ H ₁₃ N ₅ O ₄	Adenosine	1	25	3.6
C ₉ H ₁₁ NO ₂	<i>L</i> -Phenylalanine	1	25	2.20			2	25	12.4
		2	25	9.31	C ₁₀ H ₁₄ N ₂	<i>L</i> -Nicotine	1		8.02
C ₉ H ₁₁ NO ₃	<i>L</i> -Tyrosine	1	25	2.20			2		3.12
		2	25	9.11	C ₁₀ H ₁₄ N ₅ O ₇ P	5'-Adenylic acid	1		3.8
		3	25	10.1			2		6.2
C ₉ H ₁₁ NO ₄	Levodopa	1	25	2.32	C ₁₀ H ₁₄ O	2- <i>tert</i> -Butylphenol		25	10.62
		2	25	8.72	C ₁₀ H ₁₄ O	3- <i>tert</i> -Butylphenol		25	10.12
		3	25	9.96	C ₁₀ H ₁₄ O	4- <i>tert</i> -Butylphenol		25	10.23
		4	25	11.79	C ₁₀ H ₁₅ N	<i>N</i> - <i>tert</i> -Butylaniline		25	7.00
C ₉ H ₁₂ N ₂ O ₂	Tyrosineamide		25	7.33	C ₁₀ H ₁₅ N	<i>N,N</i> -Diethylaniline		25	6.57
C ₉ H ₁₃ N	<i>N</i> -Isopropylaniline		25	5.77	C ₁₀ H ₁₅ NO	<i>d</i> -Ephedrine	10		10.139
C ₉ H ₁₃ NO ₃	Epinephrine	1	25	8.66	C ₁₀ H ₁₅ NO	<i>l</i> -Ephedrine		10	9.958
		2	25	9.95	C ₁₀ H ₁₇ N ₃ O ₆ S	<i>l</i> -Glutathione	1	25	2.12
C ₉ H ₁₃ N ₂ O ₉ P	5'-Uridylic acid	1		6.4			2	25	3.59
		2		9.5			3	25	8.75
C ₉ H ₁₃ N ₃ O ₅	Cytidine	1		4.22			4	25	9.65
		2		12.5	C ₁₀ H ₁₈ N ₄ O ₅	<i>L</i> -Argininosuccinic acid	1	25	1.62
C ₉ H ₁₄ ClNO	Phenylpropanolamine hydrochloride			9.44			2	25	2.70
							3	25	4.26
C ₉ H ₁₄ N ₂ O ₃	Metharbital			8.45			4	25	9.58
C ₉ H ₁₄ N ₃ O ₈ P	3'-Cytidylic acid	1		0.8	C ₁₀ H ₁₈ O ₄	Sebacic acid	1		4.59
		2		4.28			2		5.59
		3		6.0	C ₁₀ H ₁₉ N	Bornylamine		25	10.17
C ₉ H ₁₄ N ₄ O ₃	Carnosine	1	20	2.73	C ₁₀ H ₁₉ N	Neobornylamine		25	10.01
		2	20	6.87	C ₁₀ H ₂₁ N	Butylcyclohexylamine		25	11.23
		3	20	9.73	C ₁₀ H ₂₁ N	1,2,2,6,6-Pentamethylpiperidine		30	11.25
C ₉ H ₁₅ NO ₃ S	Captopril	1		3.7	C ₁₀ H ₂₃ N	Decylamine		25	10.64
		2		9.8	C ₁₁ H ₈ N ₂	1 <i>H</i> -Perimidine		20	6.35
C ₉ H ₁₅ N ₅ O	Minoxidil			4.61	C ₁₁ H ₈ O ₂	1-Naphthalenecarboxylic acid		25	3.69
C ₉ H ₁₆ O ₄	Nonanedioic acid	1	25	4.53					
		2	25	5.33	C ₁₁ H ₈ O ₂	2-Naphthalenecarboxylic acid		25	4.16
C ₉ H ₁₈ O ₂	Nonanoic acid		25	4.96	C ₁₁ H ₁₁ N	Methyl-1-naphthylamine		27	3.67
C ₉ H ₁₉ N	<i>N</i> -Butylpiperidine		23	10.47	C ₁₁ H ₁₂ INO ₂	Iopanoic acid			4.8
C ₉ H ₁₉ N	2,2,6,6-Tetramethylpiperidine		25	11.07	C ₁₁ H ₁₂ N ₂ O ₂	<i>L</i> -Tryptophan	1	25	2.46
C ₉ H ₂₁ N	Nonylamine		25	10.64			2	25	9.41
C ₁₀ H ₇ NO ₂	8-Quinolinecarboxylic acid		25	1.82					

Mol. form.	Name	Step	<i>t</i> /°C	p <i>K</i> _a	Mol. form.	Name	Step	<i>t</i> /°C	p <i>K</i> _a
C ₁₁ H ₁₂ N ₄ O ₃ S	Sulfamethoxyypyridazine			6.7	C ₁₃ H ₁₀ O ₂	2-Phenylbenzoic acid		25	3.46
C ₁₁ H ₁₃ F ₃ N ₂ O ₃ S	Mefluidide			4.6	C ₁₃ H ₁₀ O ₃	2-Phenoxybenzoic acid		25	3.53
C ₁₁ H ₁₃ NO ₃	Hydrastinine			11.38	C ₁₃ H ₁₀ O ₃	3-Phenoxybenzoic acid		25	3.95
C ₁₁ H ₁₃ N ₃ O ₃ S	Sulfisoxazole			5	C ₁₃ H ₁₀ O ₃	4-Phenoxybenzoic acid		25	4.57
C ₁₁ H ₁₄ N ₂ O	Cytisine	1		6.11	C ₁₃ H ₁₁ N ₃	3,6-Acridinediamine		20	9.65
		2		13.08	C ₁₃ H ₁₂ Cl ₂ O ₄	Ethacrynic acid			3.50
C ₁₁ H ₁₄ O ₂	2- <i>tert</i> -Butylbenzoic acid		25	3.54	C ₁₃ H ₁₂ N ₂ O	Harmine			7.70
C ₁₁ H ₁₄ O ₂	3- <i>tert</i> -Butylbenzoic acid		25	4.20	C ₁₃ H ₁₂ N ₂ O ₃ S	Sulfabenzamide		25	4.57
C ₁₁ H ₁₄ O ₂	4- <i>tert</i> -Butylbenzoic acid		25	4.38	C ₁₃ H ₁₃ N	4-Benzylaniline		25	2.17
C ₁₁ H ₁₆ N ₂ O ₂	Pilocarpine	1	25	1.6	C ₁₃ H ₁₄ N ₂ O ₁₃	Harmaline			4.2
		2	25	6.9	C ₁₃ H ₁₅ N ₃ O ₃	Imazapyr	1		1.9
C ₁₁ H ₁₆ N ₄ O ₄	Pentostatin			5.2			2		3.6
C ₁₁ H ₁₇ N	<i>N,N</i> -Diethyl-2-methyl-aniline		25	7.24	C ₁₃ H ₁₆ ClNO	Ketamine			7.5
					C ₁₃ H ₁₉ NO ₄ S	4-[(Dipropylamino)-sulfonyl]benzoic acid			5.8
C ₁₁ H ₁₇ NO ₃	Isoproterenol			8.64	C ₁₃ H ₂₁ N	2,6-Di- <i>tert</i> -butylpyridine			3.58
C ₁₁ H ₁₇ N ₃ O ₈	Tetrodotoxin			8.76	C ₁₃ H ₂₉ N	(Tridecyl)amine		25	10.63
C ₁₁ H ₁₈ ClNO ₃	Methoxamine hydrochloride		25	9.2	C ₁₄ H ₁₂ F ₃ NO ₄ S ₂	Perfludone			2.5
C ₁₁ H ₁₈ N ₂ O ₃	Amobarbital		25	8.0	C ₁₄ H ₁₂ O ₂	α-Phenylbenzeneacetic acid		25	3.94
C ₁₁ H ₂₅ N	Undecylamine		25	10.63	C ₁₄ H ₁₂ O ₃	α-Hydroxy-α-phenyl-benzenecetic acid		25	3.04
C ₁₁ H ₂₆ NO ₂ PS	Methylphosphonothioic acid S[2-[bis(1-isopropylamino)-ethyl], <i>O</i> -ethylester			7.9	C ₁₄ H ₁₈ N ₄ O ₃	Trimethoprim			6.6
C ₁₂ H ₆ Cl ₄ O ₂ S	Bithionol	1		4.82	C ₁₄ H ₁₉ NO ₂	Methylphenidate			8.9
		2		10.50	C ₁₄ H ₂₁ N ₃ O ₃ S	Tolazamide		25	3.6
C ₁₂ H ₈ N ₂	1,10-Phenanthroline		25	4.84	C ₁₄ H ₂₂ N ₂ O ₃	Atenolol			9.6
C ₁₂ H ₈ N ₂	Phenazine		20	1.20	C ₁₄ H ₃₁ N	Tetradecylamine		25	10.62
C ₁₂ H ₁₀ O	2-Hydroxybiphenyl		25	10.01	C ₁₅ H ₁₀ ClN ₃ O ₃	Clonazepam		1	1.5
C ₁₂ H ₁₀ O	3-Hydroxybiphenyl		25	9.64				2	10.5
C ₁₂ H ₁₀ O	4-Hydroxybiphenyl		25	9.55	C ₁₅ H ₁₁ I ₄ NO ₄	<i>L</i> -Thyroxine	1	25	2.2
C ₁₂ H ₁₁ N	Diphenylamine		25	0.79			2	25	6.45
C ₁₂ H ₁₁ N	2-Aminobiphenyl		25	3.83			3	25	10.1
C ₁₂ H ₁₁ N	3-Aminobiphenyl		18	4.25	C ₁₅ H ₁₄ O ₃	Fenoprofen			7.3
C ₁₂ H ₁₁ N	4-Aminobiphenyl		18	4.35	C ₁₅ H ₁₅ NO ₂	Mefenamic acid			4.2
C ₁₂ H ₁₁ N	2-Benzylpyridine		25	5.13	C ₁₅ H ₁₅ N ₃ O ₂	Methyl Red		1	2.5
C ₁₂ H ₁₁ N ₃	4-Aminoazobenzene		25	2.82			2		9.5
C ₁₂ H ₁₂ N ₂	<i>p</i> -Benzidine	1	20	4.65	C ₁₅ H ₁₇ ClN ₄	NeutralRed			6.7
		2	20	3.43	C ₁₅ H ₁₉ NO ₂	Tropacocaine		15	4.32
C ₁₂ H ₁₂ N ₂ O ₃	Phenobarbital	1		7.3	C ₁₅ H ₁₉ N ₃ O ₃	Imazethapyr		1	2.1
		2		11.8			2		3.9
C ₁₂ H ₁₃ I ₃ N ₂ O ₃	Iocetamic acid			4	C ₁₅ H ₂₁ N ₃ O ₂	Physostigmine		1	6.12
C ₁₂ H ₁₃ N	<i>N,N</i> -Dimethyl-1-naphthylamine		25	4.83			2		12.24
C ₁₂ H ₁₃ N	<i>N,N</i> -Dimethyl-2-naphthylamine		25	4.566	C ₁₅ H ₂₆ N ₂	Sparteine		1	20
							2	20	9.46
C ₁₂ H ₁₄ N ₄ O ₂ S	Sulfamethazine	1		7.4	C ₁₅ H ₃₃ N	Pentadecylamine		25	10.61
		2		2.65	C ₁₆ H ₁₃ ClN ₂ O	Valium			3.4
C ₁₂ H ₁₄ N ₄ O ₃ S	Sulfacytine			6.9	C ₁₆ H ₁₄ ClN ₃ O	Chlorodiazepoxide			4.8
C ₁₂ H ₁₇ N ₃ O ₄	Agaritine	1		3.4	C ₁₆ H ₁₆ N ₂ O ₂	Lysergic acid		1	3.44
		2		8.86			2		7.68
C ₁₂ H ₂₀ N ₂ O ₂	Aspergillidic acid			5.5	C ₁₆ H ₁₇ N ₃ O ₄ S	Cephalexin		1	5.2
C ₁₂ H ₂₁ N ₅ O ₂ S ₂	Nizatidine	1		2.1			2		7.3
		2		6.8	C ₁₆ H ₁₉ N ₃ O ₄ S	Cephadrine		1	2.63
							2		7.27
C ₁₂ H ₂₂ O ₁₁	Sucrose		25	12.7	C ₁₆ H ₂₂ N ₂	Lycodine		1	3.97
C ₁₂ H ₂₂ O ₁₁	α-Maltose		21	12.05			2		8.08
C ₁₂ H ₂₃ N	Dicyclohexylamine			10.4	C ₁₆ H ₃₅ N	Hexadecylamine		25	10.61
C ₁₂ H ₂₇ N	Dodecylamine		25	10.63	C ₁₇ H ₁₇ NO ₂	Apomorphine		1	7.0
C ₁₃ H ₉ N	Acridine		20	5.58			2		8.92
C ₁₃ H ₉ N	Phenanthridine		20	5.58	C ₁₇ H ₁₉ NO ₃	Piperine		18	12.22
C ₁₃ H ₁₀ N ₂	9-Acridinamine		20	9.99	C ₁₇ H ₁₉ NO ₃	Morphine		1	25
C ₁₃ H ₁₀ N ₂	2-Phenylbenzimidazole	1	25	5.23			2	20	9.85
		2	25	11.91	C ₁₇ H ₂₀ N ₄ O ₆	Riboflavin		1	1.7

Mol. form.	Name	Step	t/°C	pK _a	Mol. form.	Name	Step	t/°C	pK _a
C ₁₇ H ₂₀ O ₆	Mycophenolic acid	2	25	9.69	C ₂₁ H ₂₃ ClFNO ₂	Haloperidol			8.3
C ₁₇ H ₂₃ NO ₃	Hyoscyamine		21	4.5	C ₂₁ H ₃₁ NO ₄	Furethidine			7.48
C ₁₇ H ₂₇ NO ₄	Nadolol			9.67	C ₂₁ H ₃₅ N ₃ O ₇	Lisinopril	1		2.5
C ₁₈ H ₁₉ ClN ₄	Clozapine	1		3.70			2		4.0
		2		7.60			3		6.7
C ₁₈ H ₂₁ NO ₃	Codeine			8.21	C ₂₂ H ₁₈ O ₄	<i>o</i> -Cresolphthalein	4		10.1
C ₁₈ H ₂₁ N ₃ O	Dibenzepin			8.25	C ₂₂ H ₂₂ FN ₃ O ₂	Droperidol			9.4
C ₁₈ H ₃₂ O ₂	Linoleic acid			7.6	C ₂₂ H ₂₃ NO ₇	Noscapine			7.64
C ₁₈ H ₃₃ ClN ₂ O ₅ S	Clindamycin			7.6	C ₂₂ H ₂₅ NO ₆	Colchicine		20	7.8
C ₁₈ H ₃₉ N	Octadecylamine	25		10.60	C ₂₂ H ₂₅ N ₃ O	Benzpiperylon	1		12.36
C ₁₉ H ₁₀ Br ₄ O ₅ S	Bromophenol Blue			4.0			2		6.73
C ₁₉ H ₁₄ O ₅ S	Phenol Red			7.9	C ₂₂ H ₃₃ NO ₂	Atisine			9.13
C ₁₉ H ₁₆ ClNO ₄	Indomethacin			4.5	C ₂₃ H ₂₆ N ₂ O ₄	Brucine	1		12.2
C ₁₉ H ₁₇ N ₃ O ₄ S ₂	Cephaloridine			3.2			2		6.04
C ₁₉ H ₂₀ N ₂ O ₂	Phenylbutazone			4.5	C ₂₄ H ₄₀ O ₄	Deoxycholic acid			11.07
C ₁₉ H ₂₁ N	Protriptyline			8.2	C ₂₄ H ₄₀ O ₅	Cholic acid			6.58
C ₁₉ H ₂₁ NO ₃	Thebaine		15	6.05	C ₂₅ H ₂₉ I ₂ NO ₃	Amiodarone		25	6.4
C ₁₉ H ₂₂ N ₂ O	Cinchonine	1		5.85	C ₂₅ H ₄₁ NO ₉	Aconine			6.56
		2		9.92	C ₂₆ H ₄₃ NO ₆	Glycocholic acid			9.52
C ₁₉ H ₂₂ N ₂ O	Cinchonidine	1		5.80	C ₂₆ H ₄₅ NO ₇ S	Taurocholic acid			4.4
		2		10.03	C ₂₇ H ₂₈ Br ₂ O ₅ S	Bromothymol Blue			1.4
C ₁₉ H ₂₂ N ₂ O ₂	Cupreine			6.57	C ₂₇ H ₃₈ N ₂ O ₄	Verapamil			7.0
C ₁₉ H ₂₂ O ₆	Gibberellic acid			4.0	C ₂₉ H ₃₂ O ₁₃	Etoposide			8.6
C ₁₉ H ₂₃ N ₃ O ₂	Ergometrinine			7.3	C ₂₉ H ₄₀ N ₂ O ₄	Emetine	1		9.8
C ₁₉ H ₂₃ N ₃ O ₂	Ergonovine			6.8			2		5.77
C ₂₀ H ₁₄ O ₄	Phenolphthalein		25	9.7	C ₃₀ H ₂₃ BrO ₄	Bromadiolone		21	6.64
C ₂₀ H ₂₁ NO ₄	Papaverine			6.4	C ₃₀ H ₄₈ O ₃	Oleanolic acid			4.04
C ₂₀ H ₂₃ N	Amitriptyline			9.4	C ₃₁ H ₃₆ N ₂ O ₁₁	Novobiocin	1		2.52
C ₂₀ H ₂₃ N ₇ O ₇	Folinic acid	1		3.1			2		4.3
		2		4.8	C ₃₂ H ₃₂ O ₁₃ S	Teniposide			9.1
		3		10.4	C ₃₃ H ₄₀ N ₂ O ₉	Reserpine			10.13
C ₂₀ H ₂₄ N ₂ O ₂	Quinine	1	25	8.52	C ₃₄ H ₄₇ NO ₁₁	Aconitine			6.6
		2	25	4.13	C ₃₆ H ₅₁ NO ₁₁	Veratridine			5.88
C ₂₀ H ₂₄ N ₂ O ₂	Quinidine	1	20	5.4	C ₃₇ H ₆₇ NO ₁₃	Erythromycin			9.54
		2	20	10.0	C ₄₃ H ₅₈ N ₄ O ₁₂	Rifampin	1		8.8
C ₂₀ H ₂₆ N ₂ O ₂	Hydroquinine			5.33			2		1.7
C ₂₁ H ₁₄ Br ₄ O ₅ S	Bromocresol Green			4.7	C ₄₅ H ₇₃ NO ₁₅	Solanine		15	7.9
C ₂₁ H ₁₆ Br ₂ O ₅ S	Bromocresol Purple			6.3	C ₄₆ H ₅₆ N ₄ O ₁₀	Vincristine			6.66
C ₂₁ H ₁₈ O ₅ S	CresolRed			8.3	C ₄₆ H ₅₈ N ₄ O ₉	Vinblastine	1		5.4
C ₂₁ H ₂₁ NO ₆	Hydrastine			7.8			2		5.4
C ₂₁ H ₂₂ N ₂ O ₂	Strychnine		25	8.26					7.4

CONCENTRATIVE PROPERTIES OF AQUEOUS SOLUTIONS: DENSITY, REFRACTIVE INDEX, FREEZING POINT DEPRESSION, AND VISCOSITY

This table gives properties of aqueous solutions of 66 substances as a function of concentration. All data refer to a temperature of 20°C. The properties are:

Mass %: Mass of solute divided by total mass of solution, expressed as percent.

m Molality (moles of solute per kg of water).

c Molarity (moles of solute per liter of solution).

ρ Density of solution in g/cm³.

n Index of refraction, relative to air, at a wavelength of 589 nm (sodium D line); the index of pure water at 20°C is 1.3330.

Δ Freezing point depression in °C relative to pure water.

η Absolute (dynamic) viscosity in mPa s (equal to centipoise, cP); the viscosity of pure water at 20°C is 1.002 mPa s.

Density data for aqueous solutions over a wider range of temperatures and pressures (and for other compounds) may be found in Reference 2. Solutes are listed in the following order:

Acetic acid	Lithium chloride	2-Propanol
Acetone	Magnesium chloride	Silver nitrate
Ammonia	Magnesium sulfate	Sodium acetate
Ammonium chloride	Maltose	Sodium bicarbonate
Ammonium sulfate	Manganese(II) sulfate	Sodium bromide
Barium chloride	<i>D</i> -Mannitol	Sodium carbonate
Calcium chloride	Methanol	Sodium chloride
Cesium chloride	Nitric acid	Sodium citrate
Citric acid	Oxalic acid	Sodium hydroxide
Copper sulfate	Phosphoric acid	Sodium nitrate
Disodium ethylenediamine tetraacetate (EDTA sodium)	Potassium bicarbonate	Sodium phosphate
Ethanol	Potassium bromide	Sodium hydrogen phosphate
Ethylene glycol	Potassium carbonate	Sodium dihydrogen phosphate
Ferric chloride	Potassium chloride	Sodium sulfate
Formic acid	Potassium hydroxide	Sodium thiosulfate
<i>D</i> -Fructose	Potassium iodide	Strontium chloride
<i>D</i> -Glucose	Potassium nitrate	Sucrose
Glycerol	Potassium permanganate	Sulfuric acid
Hydrochloric acid	Potassium hydrogen phosphate	Trichloroacetic acid
Lactic acid	Potassium dihydrogen phosphate	Tris(hydroxymethyl)methylamine
Lactose	Potassium sulfate	Urea
	1-Propanol	Zinc sulfate

References

1. Wolf, A. V., *Aqueous Solutions and Body Fluids*, Hoeber, 1966.
2. Söhnel, O., and Novotny, P., *Densities of Aqueous Solutions of Inorganic Substances*, Elsevier, Amsterdam, 1985.

Solute	Mass %	$m/\text{mol kg}^{-1}$	$c/\text{mol L}^{-1}$	$\rho/\text{g cm}^{-3}$	n	$\Delta/^\circ\text{C}$	$\eta/\text{mPa s}$
Acetic acid	0.5	0.084	0.083	0.9989	1.3334	0.16	1.012
CH ₃ COOH	1.0	0.168	0.166	0.9996	1.3337	0.32	1.022
	2.0	0.340	0.333	1.0011	1.3345	0.63	1.042
	3.0	0.515	0.501	1.0025	1.3352	0.94	1.063
	4.0	0.694	0.669	1.0038	1.3359	1.26	1.084
	5.0	0.876	0.837	1.0052	1.3366	1.58	1.105
	6.0	1.063	1.006	1.0066	1.3373	1.90	1.125
	7.0	1.253	1.175	1.0080	1.3381	2.23	1.143
	8.0	1.448	1.345	1.0093	1.3388	2.56	1.162
	9.0	1.647	1.515	1.0107	1.3395	2.89	1.186
	10.0	1.850	1.685	1.0121	1.3402	3.23	1.210
	12.0	2.271	2.028	1.0147	1.3416	3.91	1.253
	14.0	2.711	2.372	1.0174	1.3430	4.61	1.298
	16.0	3.172	2.718	1.0200	1.3444	5.33	1.341
	18.0	3.655	3.065	1.0225	1.3458	6.06	1.380
	20.0	4.163	3.414	1.0250	1.3472	6.81	1.431
22.0	4.697	3.764	1.0275	1.3485	7.57	1.478	
24.0	5.259	4.116	1.0299	1.3498	8.36	1.525	

Solute	Mass %	$m/\text{mol kg}^{-1}$	$c/\text{mol L}^{-1}$	$\rho/\text{g cm}^{-3}$	n	$\Delta/^\circ\text{C}$	$\eta/\text{mPa s}$
	26.0	5.851	4.470	1.0323	1.3512	9.17	1.572
	28.0	6.476	4.824	1.0346	1.3525	10.00	1.613
	30.0	7.137	5.180	1.0369	1.3537	10.84	1.669
	32.0	7.837	5.537	1.0391	1.3550	11.70	1.715
	34.0	8.579	5.896	1.0413	1.3562	12.55	1.762
	36.0	9.367	6.255	1.0434	1.3574	13.38	1.812
	38.0	10.207	6.615	1.0454	1.3586		1.852
	40.0	11.102	6.977	1.0474	1.3598		1.912
	50.0	16.653	8.794	1.0562	1.3653		2.158
	60.0	24.979	10.620	1.0629	1.3700		2.409
	70.0	38.857	12.441	1.0673	1.3738		2.629
	80.0	66.611	14.228	1.0680	1.3767		2.720
	90.0	149.875	15.953	1.0644	1.3771		2.386
	92.0	191.507	16.284	1.0629	1.3766		2.240
	94.0	260.894	16.602	1.0606	1.3759		2.036
	96.0	399.667	16.911	1.0578	1.3748		1.813
	98.0	815.987	17.198	1.0538	1.3734		1.535
	100.0		17.447	1.0477	1.3716		1.223
Acetone (CH ₃) ₂ CO	0.5	0.087	0.086	0.9975	1.3334	0.16	1.013
	1.0	0.174	0.172	0.9968	1.3337	0.32	1.024
	2.0	0.351	0.343	0.9954	1.3344	0.65	1.047
	3.0	0.533	0.513	0.9940	1.3352	0.97	1.072
	4.0	0.717	0.684	0.9926	1.3359	1.30	1.099
	5.0	0.906	0.853	0.9912	1.3366	1.63	1.125
	6.0	1.099	1.023	0.9899	1.3373	1.96	1.150
	7.0	1.296	1.191	0.9886	1.3381	2.29	1.174
	8.0	1.497	1.360	0.9874	1.3388	2.62	1.198
	9.0	1.703	1.528	0.9861	1.3395	2.95	1.221
	10.0	1.913	1.696	0.9849	1.3402	3.29	1.244
Ammonia NH ₃	0.5	0.295	0.292	0.9960	1.3332	0.55	1.009
	1.0	0.593	0.584	0.9938	1.3335	1.14	1.015
	2.0	1.198	1.162	0.9895	1.3339	2.32	1.029
	3.0	1.816	1.736	0.9853	1.3344	3.53	1.043
	4.0	2.447	2.304	0.9811	1.3349	4.78	1.057
	5.0	3.090	2.868	0.9770	1.3354	6.08	1.071
	6.0	3.748	3.428	0.9730	1.3359	7.43	1.085
	7.0	4.420	3.983	0.9690	1.3365	8.95	1.099
	8.0	5.106	4.533	0.9651	1.3370	10.34	1.113
	9.0	5.807	5.080	0.9613	1.3376	11.90	1.127
	10.0	6.524	5.622	0.9575	1.3381	13.55	1.141
	12.0	8.007	6.695	0.9502	1.3393	17.13	1.169
	14.0	9.558	7.753	0.9431	1.3404	21.13	1.195
	16.0	11.184	8.794	0.9361	1.3416	25.63	1.218
	18.0	12.889	9.823	0.9294	1.3428	30.70	1.237
	20.0	14.679	10.837	0.9228	1.3440	36.42	1.254
	22.0	16.561	11.838	0.9164	1.3453	43.36	1.268
	24.0	18.542	12.826	0.9102	1.3465	51.38	1.280
	26.0	20.630	13.801	0.9040	1.3477	60.77	1.288
	28.0	22.834	14.764	0.8980	1.3490	71.66	
	30.0	25.164	15.713	0.8920	1.3502	84.06	
Ammonium chloride NH ₄ Cl	0.5	0.094	0.093	0.9998	1.3340	0.32	0.999
	1.0	0.189	0.187	1.0014	1.3349	0.64	0.996
	2.0	0.382	0.376	1.0045	1.3369	1.27	0.992
	3.0	0.578	0.565	1.0076	1.3388	1.91	0.988
	4.0	0.779	0.756	1.0107	1.3407	2.57	0.985
	5.0	0.984	0.948	1.0138	1.3426	3.25	0.982
	6.0	1.193	1.141	1.0168	1.3445	3.94	0.979
	7.0	1.407	1.335	1.0198	1.3464	4.66	0.976

Solute	Mass %	$m/\text{mol kg}^{-1}$	$c/\text{mol L}^{-1}$	$\rho/\text{g cm}^{-3}$	n	$\Delta/^\circ\text{C}$	$\eta/\text{mPa s}$
	8.0	1.626	1.529	1.0227	1.3483	5.40	0.974
	9.0	1.849	1.726	1.0257	1.3502	6.16	0.972
	10.0	2.077	1.923	1.0286	1.3521	6.95	0.970
	12.0	2.549	2.320	1.0344	1.3559	8.60	0.969
	14.0	3.043	2.722	1.0401	1.3596		0.969
	16.0	3.561	3.128	1.0457	1.3634		0.971
	18.0	4.104	3.537	1.0512	1.3671		0.973
	20.0	4.674	3.951	1.0567	1.3708		0.978
	22.0	5.273	4.368	1.0621	1.3745		0.986
	24.0	5.903	4.789	1.0674	1.3782		0.996
Ammonium sulfate (NH ₄) ₂ SO ₄	0.5	0.038	0.038	1.0012	1.3338	0.17	1.008
	1.0	0.076	0.076	1.0042	1.3346	0.33	1.014
	2.0	0.154	0.153	1.0101	1.3363	0.63	1.027
	3.0	0.234	0.231	1.0160	1.3379	0.92	1.041
	4.0	0.315	0.309	1.0220	1.3395	1.21	1.057
	5.0	0.398	0.389	1.0279	1.3411	1.49	1.073
	6.0	0.483	0.469	1.0338	1.3428	1.77	1.090
	7.0	0.570	0.551	1.0397	1.3444	2.05	1.108
	8.0	0.658	0.633	1.0456	1.3460	2.33	1.127
	9.0	0.748	0.716	1.0515	1.3476	2.61	1.147
	10.0	0.841	0.800	1.0574	1.3492	2.89	1.168
	12.0	1.032	0.971	1.0691	1.3523	3.47	1.210
	14.0	1.232	1.145	1.0808	1.3555	4.07	1.256
	16.0	1.441	1.323	1.0924	1.3586	4.69	1.305
	18.0	1.661	1.504	1.1039	1.3616		1.359
	20.0	1.892	1.688	1.1154	1.3647		1.421
	22.0	2.134	1.876	1.1269	1.3677		1.490
	24.0	2.390	2.067	1.1383	1.3707		1.566
	26.0	2.659	2.262	1.1496	1.3737		1.650
	28.0	2.943	2.460	1.1609	1.3766		1.743
	30.0	3.243	2.661	1.1721	1.3795		1.847
	32.0	3.561	2.866	1.1833	1.3824		1.961
	34.0	3.898	3.073	1.1945	1.3853		2.086
	36.0	4.257	3.284	1.2056	1.3881		2.222
	38.0	4.638	3.499	1.2166	1.3909		2.371
	40.0	5.045	3.716	1.2277	1.3938		2.530
Barium chloride BaCl ₂	0.5	0.024	0.024	1.0026	1.3337	0.12	1.009
	1.0	0.049	0.048	1.0070	1.3345	0.23	1.016
	2.0	0.098	0.098	1.0159	1.3360	0.46	1.026
	3.0	0.149	0.148	1.0249	1.3375	0.69	1.037
	4.0	0.200	0.199	1.0341	1.3391	0.93	1.049
	5.0	0.253	0.251	1.0434	1.3406	1.18	1.062
	6.0	0.307	0.303	1.0528	1.3422	1.44	1.075
	7.0	0.361	0.357	1.0624	1.3438	1.70	1.087
	8.0	0.418	0.412	1.0721	1.3454	1.98	1.101
	9.0	0.475	0.468	1.0820	1.3470	2.27	1.114
	10.0	0.534	0.524	1.0921	1.3487	2.58	1.129
	12.0	0.655	0.641	1.1128	1.3520	3.22	1.161
	14.0	0.782	0.763	1.1342	1.3555	3.92	1.195
	16.0	0.915	0.889	1.1564	1.3591	4.69	1.234
	18.0	1.054	1.019	1.1793	1.3627		1.277
	20.0	1.201	1.156	1.2031	1.3664		1.325
	22.0	1.355	1.297	1.2277	1.3703		1.378
	24.0	1.517	1.444	1.2531	1.3741		1.437
	26.0	1.687	1.597	1.2793	1.3781		1.503
Calcium chloride CaCl ₂	0.5	0.045	0.045	1.0024	1.3342	0.22	1.015
	1.0	0.091	0.091	1.0065	1.3354	0.44	1.028
	2.0	0.184	0.183	1.0148	1.3378	0.88	1.050

Solute	Mass %	$m/\text{mol kg}^{-1}$	$c/\text{mol L}^{-1}$	$\rho/\text{g cm}^{-3}$	n	$\Delta/^\circ\text{C}$	$\eta/\text{mPa s}$
	3.0	0.279	0.277	1.0232	1.3402	1.33	1.078
	4.0	0.375	0.372	1.0316	1.3426	1.82	1.110
	5.0	0.474	0.469	1.0401	1.3451	2.35	1.143
	6.0	0.575	0.567	1.0486	1.3475	2.93	1.175
	7.0	0.678	0.667	1.0572	1.3500	3.57	1.208
	8.0	0.784	0.768	1.0659	1.3525	4.28	1.242
	9.0	0.891	0.872	1.0747	1.3549	5.04	1.279
	10.0	1.001	0.976	1.0835	1.3575	5.86	1.319
	12.0	1.229	1.191	1.1014	1.3625	7.70	1.408
	14.0	1.467	1.413	1.1198	1.3677	9.83	1.508
	16.0	1.716	1.641	1.1386	1.3730	12.28	1.625
	18.0	1.978	1.878	1.1579	1.3784	15.11	1.764
	20.0	2.253	2.122	1.1775	1.3839	18.30	1.930
	22.0	2.541	2.374	1.1976	1.3895	21.70	2.127
	24.0	2.845	2.634	1.2180	1.3951	25.30	2.356
	26.0	3.166	2.902	1.2388	1.4008	29.70	2.645
	28.0	3.504	3.179	1.2600	1.4066	34.70	3.000
	30.0	3.862	3.464	1.2816	1.4124	41.00	3.467
	32.0	4.240	3.759	1.3036	1.4183	49.70	4.035
	34.0	4.642	4.062	1.3260	1.4242		4.820
	36.0	5.068	4.375	1.3488	1.4301		5.807
	38.0	5.522	4.698	1.3720	1.4361		7.321
	40.0	6.007	5.030	1.3957	1.4420		8.997
Cesium chloride	0.5	0.030	0.030	1.0020	1.3334	0.10	1.000
	1.0	0.060	0.060	1.0058	1.3337	0.20	0.997
CsCl	2.0	0.121	0.120	1.0135	1.3345	0.40	0.992
	3.0	0.184	0.182	1.0214	1.3353	0.61	0.988
	4.0	0.247	0.245	1.0293	1.3361	0.81	0.984
	5.0	0.313	0.308	1.0374	1.3369	1.02	0.980
	6.0	0.379	0.373	1.0456	1.3377	1.22	0.977
	7.0	0.447	0.438	1.0540	1.3386	1.43	0.974
	8.0	0.516	0.505	1.0625	1.3394	1.64	0.971
	9.0	0.587	0.573	1.0711	1.3403	1.85	0.969
	10.0	0.660	0.641	1.0798	1.3412	2.06	0.966
	12.0	0.810	0.782	1.0978	1.3430	2.51	0.961
	14.0	0.967	0.928	1.1163	1.3448	2.97	0.955
	16.0	1.131	1.079	1.1355	1.3468	3.46	0.950
	18.0	1.304	1.235	1.1552	1.3487	3.96	0.945
	20.0	1.485	1.397	1.1756	1.3507	4.49	0.939
	22.0	1.675	1.564	1.1967	1.3528		0.934
	24.0	1.876	1.737	1.2185	1.3550		0.930
	26.0	2.087	1.917	1.2411	1.3572		0.926
	28.0	2.310	2.103	1.2644	1.3594		0.924
	30.0	2.546	2.296	1.2885	1.3617		0.922
	32.0	2.795	2.497	1.3135	1.3641		0.922
	34.0	3.060	2.705	1.3393	1.3666		0.924
	36.0	3.341	2.921	1.3661	1.3691		0.926
	38.0	3.640	3.146	1.3938	1.3717		0.930
	40.0	3.960	3.380	1.4226	1.3744		0.934
	42.0	4.301	3.624	1.4525	1.3771		0.940
	44.0	4.667	3.877	1.4835	1.3800		0.947
	46.0	5.060	4.142	1.5158	1.3829		0.956
	48.0	5.483	4.418	1.5495	1.3860		0.967
	50.0	5.940	4.706	1.5846	1.3892		0.981
	60.0	8.910	6.368	1.7868	1.4076		1.120
	64.0	10.560	7.163	1.8842	1.4167		1.238
Citric acid (HO)C(COOH) ₃	0.5	0.026	0.026	1.0002	1.3336	0.05	1.013
	1.0	0.053	0.052	1.0022	1.3343	0.11	1.024
	2.0	0.106	0.105	1.0063	1.3356	0.21	1.048

Solute	Mass %	$m/\text{mol kg}^{-1}$	$c/\text{mol L}^{-1}$	$\rho/\text{g cm}^{-3}$	n	$\Delta/^\circ\text{C}$	$\eta/\text{mPa s}$
	3.0	0.161	0.158	1.0105	1.3368	0.32	1.073
	4.0	0.217	0.211	1.0147	1.3381	0.43	1.098
	5.0	0.274	0.265	1.0189	1.3394	0.54	1.125
	6.0	0.332	0.320	1.0232	1.3407	0.65	1.153
	7.0	0.392	0.374	1.0274	1.3420	0.76	1.183
	8.0	0.453	0.430	1.0316	1.3433	0.88	1.214
	9.0	0.515	0.485	1.0359	1.3446	1.00	1.247
	10.0	0.578	0.541	1.0402	1.3459	1.12	1.283
	12.0	0.710	0.655	1.0490	1.3486	1.38	1.357
	14.0	0.847	0.771	1.0580	1.3514	1.66	1.436
	16.0	0.991	0.889	1.0672	1.3541	1.95	1.525
	18.0	1.143	1.008	1.0764	1.3569	2.26	1.625
	20.0	1.301	1.130	1.0858	1.3598	2.57	1.740
	22.0	1.468	1.254	1.0953	1.3626	2.88	1.872
	24.0	1.644	1.380	1.1049	1.3655	3.21	2.017
	26.0	1.829	1.508	1.1147	1.3684	3.55	2.178
	28.0	2.024	1.639	1.1246	1.3714	3.89	2.356
	30.0	2.231	1.772	1.1346	1.3744	4.25	2.549
Copper sulfate	0.5	0.031	0.031	1.0033	1.3339	0.08	1.017
CuSO_4	1.0	0.063	0.063	1.0085	1.3348	0.14	1.036
	2.0	0.128	0.128	1.0190	1.3367	0.26	1.084
	3.0	0.194	0.194	1.0296	1.3386	0.37	1.129
	4.0	0.261	0.261	1.0403	1.3405	0.48	1.173
	5.0	0.330	0.329	1.0511	1.3424	0.59	1.221
	6.0	0.400	0.399	1.0620	1.3443	0.70	1.276
	7.0	0.472	0.471	1.0730	1.3462	0.82	1.336
	8.0	0.545	0.543	1.0842	1.3481	0.93	1.400
	9.0	0.620	0.618	1.0955	1.3501	1.05	1.469
	10.0	0.696	0.694	1.1070	1.3520	1.18	1.543
	12.0	0.854	0.850	1.1304	1.3560	1.45	1.701
	14.0	1.020	1.013	1.1545	1.3601	1.75	1.889
	16.0	1.193	1.182	1.1796	1.3644		2.136
	18.0	1.375	1.360	1.2059	1.3689		2.449
Disodium ethylenediamine tetraacetate (EDTA sodium)	0.5	0.015	0.015	1.0009	1.3339	0.07	1.017
$\text{Na}_2\text{C}_{10}\text{H}_{14}\text{N}_2\text{O}_8$	1.0	0.030	0.030	1.0036	1.3348	0.14	1.032
	1.5	0.045	0.045	1.0062	1.3356	0.21	1.046
	2.0	0.061	0.060	1.0089	1.3365	0.27	1.062
	2.5	0.076	0.075	1.0115	1.3374	0.33	1.077
	3.0	0.092	0.090	1.0142	1.3383	0.40	1.093
	3.5	0.108	0.106	1.0169	1.3392	0.46	1.109
	4.0	0.124	0.121	1.0196	1.3400	0.52	1.125
	4.5	0.140	0.137	1.0223	1.3409	0.58	1.142
	5.0	0.157	0.152	1.0250	1.3418	0.65	1.160
	5.5	0.173	0.168	1.0277	1.3427	0.71	1.178
	6.0	0.190	0.184	1.0305	1.3436	0.77	1.197
Ethanol	0.5	0.109	0.108	0.9973	1.3333	0.20	1.023
$\text{CH}_3\text{CH}_2\text{OH}$	1.0	0.219	0.216	0.9963	1.3336	0.40	1.046
	2.0	0.443	0.432	0.9945	1.3342	0.81	1.095
	3.0	0.671	0.646	0.9927	1.3348	1.23	1.140
	4.0	0.904	0.860	0.9910	1.3354	1.65	1.183
	5.0	1.142	1.074	0.9893	1.3360	2.09	1.228
	6.0	1.385	1.286	0.9878	1.3367	2.54	1.279
	7.0	1.634	1.498	0.9862	1.3374	2.99	1.331
	8.0	1.887	1.710	0.9847	1.3381	3.47	1.385
	9.0	2.147	1.921	0.9833	1.3388	3.96	1.442
	10.0	2.412	2.131	0.9819	1.3395	4.47	1.501
	12.0	2.960	2.551	0.9792	1.3410	5.56	1.627
	14.0	3.534	2.967	0.9765	1.3425	6.73	1.761

Solute	Mass %	$m/\text{mol kg}^{-1}$	$c/\text{mol L}^{-1}$	$\rho/\text{g cm}^{-3}$	n	$\Delta/^\circ\text{C}$	$\eta/\text{mPa s}$
	16.0	4.134	3.382	0.9739	1.3440	8.01	1.890
	18.0	4.765	3.795	0.9713	1.3455	9.40	2.019
	20.0	5.427	4.205	0.9687	1.3469	10.92	2.142
	22.0	6.122	4.613	0.9660	1.3484	12.60	2.259
	24.0	6.855	5.018	0.9632	1.3498	14.47	2.370
	26.0	7.626	5.419	0.9602	1.3511	16.41	2.476
	28.0	8.441	5.817	0.9571	1.3524	18.43	2.581
	30.0	9.303	6.212	0.9539	1.3535	20.47	2.667
	32.0	10.215	6.601	0.9504	1.3546	22.44	2.726
	34.0	11.182	6.987	0.9468	1.3557	24.27	2.768
	36.0	12.210	7.370	0.9431	1.3566	25.98	2.803
	38.0	13.304	7.747	0.9392	1.3575	27.62	2.829
	40.0	14.471	8.120	0.9352	1.3583	29.26	2.846
	42.0	15.718	8.488	0.9311	1.3590	30.98	2.852
	44.0	17.055	8.853	0.9269	1.3598	32.68	2.850
	46.0	18.490	9.213	0.9227	1.3604	34.36	2.843
	48.0	20.036	9.568	0.9183	1.3610	36.04	2.832
	50.0	21.706	9.919	0.9139	1.3616	37.67	2.813
	60.0	32.559	11.605	0.8911	1.3638	44.93	2.547
	70.0	50.648	13.183	0.8676	1.3652		2.214
	80.0	86.824	14.649	0.8436	1.3658		1.881
	90.0	195.355	15.980	0.8180	1.3650		1.542
	92.0	249.620	16.225	0.8125	1.3646		1.475
	94.0	340.062	16.466	0.8070	1.3642		1.407
	96.0	520.946	16.697	0.8013	1.3636		1.342
	98.0		16.920	0.7954	1.3630		1.273
	100.0		17.133	0.7893	1.3614		1.203
Ethylene glycol (CH ₂ OH) ₂	0.5	0.081	0.080	0.9988	1.3335	0.15	1.010
	1.0	0.163	0.161	0.9995	1.3339	0.30	1.020
	2.0	0.329	0.322	1.0007	1.3348	0.61	1.048
	3.0	0.498	0.484	1.0019	1.3358	0.92	1.074
	4.0	0.671	0.646	1.0032	1.3367	1.24	1.099
	5.0	0.848	0.809	1.0044	1.3377	1.58	1.125
	6.0	1.028	0.972	1.0057	1.3386	1.91	1.153
	7.0	1.213	1.136	1.0070	1.3396	2.26	1.182
	8.0	1.401	1.299	1.0082	1.3405	2.62	1.212
	9.0	1.593	1.464	1.0095	1.3415	2.99	1.243
	10.0	1.790	1.628	1.0108	1.3425	3.37	1.277
	12.0	2.197	1.959	1.0134	1.3444	4.16	1.348
	14.0	2.623	2.292	1.0161	1.3464	5.01	1.424
	16.0	3.069	2.626	1.0188	1.3484	5.91	1.500
	18.0	3.537	2.962	1.0214	1.3503	6.89	1.578
	20.0	4.028	3.300	1.0241	1.3523	7.93	1.661
	24.0	5.088	3.981	1.0296	1.3564	10.28	1.843
	28.0	6.265	4.669	1.0350	1.3605	13.03	2.047
	32.0	7.582	5.364	1.0405	1.3646	16.23	2.280
	36.0	9.062	6.067	1.0460	1.3687	19.82	2.537
	40.0	10.741	6.776	1.0514	1.3728	23.84	2.832
	44.0	12.659	7.491	1.0567	1.3769	28.32	3.166
	48.0	14.872	8.212	1.0619	1.3811	33.30	3.544
	52.0	17.453	8.939	1.0670	1.3851	38.81	3.981
	56.0	20.505	9.671	1.0719	1.3892	44.83	4.475
	60.0	24.166	10.406	1.0765	1.3931	51.23	5.026
Ferric chloride FeCl ₃	0.5	0.031	0.031	1.0025	1.3344	0.21	1.024
	1.0	0.062	0.062	1.0068	1.3358	0.39	1.047
	2.0	0.126	0.125	1.0153	1.3386	0.75	1.093
	3.0	0.191	0.189	1.0238	1.3413	1.15	1.139
	4.0	0.257	0.255	1.0323	1.3441	1.56	1.187
	5.0	0.324	0.321	1.0408	1.3468	2.00	1.238

Solute	Mass %	$m/\text{mol kg}^{-1}$	$c/\text{mol L}^{-1}$	$\rho/\text{g cm}^{-3}$	n	$\Delta/^\circ\text{C}$	$\eta/\text{mPa s}$
	6.0	0.394	0.388	1.0493	1.3496	2.48	1.292
	7.0	0.464	0.457	1.0580	1.3524	2.99	1.350
	8.0	0.536	0.526	1.0668	1.3552	3.57	1.412
	9.0	0.610	0.597	1.0760	1.3581	4.19	1.480
	10.0	0.685	0.669	1.0853	1.3611	4.85	1.553
	12.0	0.841	0.817	1.1040	1.3670	6.38	1.707
	14.0	1.004	0.969	1.1228	1.3730	8.22	1.879
	16.0	1.174	1.126	1.1420		10.45	2.080
	18.0	1.353	1.289	1.1615		13.08	2.311
	20.0	1.541	1.457	1.1816		16.14	2.570
	24.0	1.947	1.810	1.2234		23.79	3.178
	28.0	2.398	2.189	1.2679		33.61	4.038
	32.0	2.901	2.595	1.3153		49.16	5.274
	36.0	3.468	3.030	1.3654			7.130
	40.0	4.110	3.496	1.4176			9.674
Formic acid	0.5	0.109	0.109	0.9994	1.3333	0.21	1.006
HCOOH	1.0	0.219	0.217	1.0006	1.3336	0.42	1.011
	2.0	0.443	0.436	1.0029	1.3342	0.82	1.017
	3.0	0.672	0.655	1.0053	1.3348	1.24	1.195
	4.0	0.905	0.876	1.0077	1.3354	1.67	1.032
	5.0	1.143	1.097	1.0102	1.3359	2.10	1.039
	6.0	1.387	1.320	1.0126	1.3365	2.53	1.046
	7.0	1.635	1.544	1.0150	1.3371	2.97	1.052
	8.0	1.889	1.768	1.0175	1.3376	3.40	1.058
	9.0	2.149	1.994	1.0199	1.3382	3.84	1.064
	10.0	2.414	2.221	1.0224	1.3387	4.27	1.070
	12.0	2.962	2.678	1.0273	1.3397	5.19	1.082
	14.0	3.537	3.139	1.0322	1.3408	6.11	1.094
	16.0	4.138	3.605	1.0371	1.3418	7.06	1.106
	18.0	4.769	4.074	1.0419	1.3428	8.08	1.119
	20.0	5.431	4.548	1.0467	1.3437	9.11	1.132
	28.0	8.449	6.481	1.0654	1.3475	13.10	1.179
	36.0	12.220	8.477	1.0839	1.3511	17.65	1.227
	44.0	17.070	10.529	1.1015	1.3547	22.93	1.281
	52.0	23.535	12.633	1.1183	1.3581	29.69	1.340
	60.0	32.587	14.813	1.1364	1.3612	38.26	1.410
	68.0	46.166	17.054	1.1544	1.3641		1.490
<i>D</i> -Fructose	0.5	0.028	0.028	1.0002	1.3337	0.05	1.015
$\text{C}_6\text{H}_{12}\text{O}_6$	1.0	0.056	0.056	1.0021	1.3344	0.10	1.028
	2.0	0.113	0.112	1.0061	1.3358	0.21	1.054
	3.0	0.172	0.168	1.0101	1.3373	0.32	1.080
	4.0	0.231	0.225	1.0140	1.3387	0.43	1.106
	5.0	0.292	0.283	1.0181	1.3402	0.54	1.134
	6.0	0.354	0.340	1.0221	1.3417	0.66	1.165
	7.0	0.418	0.399	1.0262	1.3431	0.78	1.198
	8.0	0.483	0.458	1.0303	1.3446	0.90	1.232
	9.0	0.549	0.517	1.0344	1.3461	1.03	1.270
	10.0	0.617	0.576	1.0385	1.3476	1.16	1.309
	12.0	0.757	0.697	1.0469	1.3507	1.43	1.391
	14.0	0.904	0.820	1.0554	1.3538	1.71	1.483
	16.0	1.057	0.945	1.0640	1.3569	2.01	1.587
	18.0	1.218	1.072	1.0728	1.3601	2.32	1.703
	20.0	1.388	1.201	1.0816	1.3634	2.64	1.837
	22.0	1.566	1.332	1.0906	1.3667	3.05	1.986
	24.0	1.753	1.465	1.0996	1.3700	3.43	2.154
	26.0	1.950	1.600	1.1089	1.3734	3.82	2.348
	28.0	2.159	1.738	1.1182	1.3768	4.20	2.562
	30.0	2.379	1.878	1.1276	1.3803		2.817
	32.0	2.612	2.020	1.1372	1.3839		3.112

Solute	Mass %	$m/\text{mol kg}^{-1}$	$c/\text{mol L}^{-1}$	$\rho/\text{g cm}^{-3}$	n	$\Delta/^\circ\text{C}$	$\eta/\text{mPa s}$
	34.0	2.859	2.164	1.1469	1.3874		3.462
	36.0	3.122	2.312	1.1568	1.3911		3.899
	38.0	3.402	2.461	1.1668	1.3948		4.418
	40.0	3.700	2.613	1.1769	1.3985		5.046
	42.0	4.019	2.767	1.1871	1.4023		5.773
	44.0	4.361	2.925	1.1975	1.4062		6.644
	46.0	4.728	3.084	1.2080	1.4101		7.753
	48.0	5.124	3.247	1.2187	1.4141		9.060
<i>D</i> -Glucose	0.5	0.028	0.028	1.0001	1.3337	0.05	1.010
$\text{C}_6\text{H}_{12}\text{O}_6$	1.0	0.056	0.056	1.0020	1.3344	0.11	1.021
	2.0	0.113	0.112	1.0058	1.3358	0.21	1.052
	3.0	0.172	0.168	1.0097	1.3373	0.32	1.083
	4.0	0.231	0.225	1.0136	1.3387	0.43	1.113
	5.0	0.292	0.282	1.0175	1.3402	0.55	1.145
	6.0	0.354	0.340	1.0214	1.3417	0.67	1.179
	7.0	0.418	0.398	1.0254	1.3432	0.79	1.214
	8.0	0.483	0.457	1.0294	1.3447	0.91	1.250
	9.0	0.549	0.516	1.0334	1.3462	1.04	1.289
	10.0	0.617	0.576	1.0375	1.3477	1.17	1.330
	12.0	0.757	0.697	1.0457	1.3508	1.44	1.416
	14.0	0.904	0.819	1.0540	1.3539	1.73	1.512
	16.0	1.057	0.944	1.0624	1.3571	2.03	1.625
	18.0	1.218	1.070	1.0710	1.3603	2.35	1.757
	20.0	1.388	1.199	1.0797	1.3635	2.70	1.904
	22.0	1.566	1.329	1.0884	1.3668	3.07	2.063
	24.0	1.753	1.462	1.0973	1.3702	3.48	2.242
	26.0	1.950	1.597	1.1063	1.3736	3.90	2.458
	28.0	2.159	1.734	1.1154	1.3770	4.34	2.707
	30.0	2.379	1.873	1.1246	1.3805	4.79	2.998
	32.0	2.612	2.014	1.1340	1.3840		3.324
	34.0	2.859	2.158	1.1434	1.3876		3.704
	36.0	3.122	2.304	1.1529	1.3912		4.193
	38.0	3.402	2.452	1.1626	1.3949		4.786
	40.0	3.700	2.603	1.1724	1.3986		5.493
	42.0	4.019	2.756	1.1823	1.4024		6.288
	44.0	4.361	2.912	1.1924	1.4062		7.235
	46.0	4.728	3.071	1.2026	1.4101		8.454
	48.0	5.124	3.232	1.2130	1.4141		9.883
	50.0	5.551	3.396	1.2235	1.4181		11.884
	52.0	6.013	3.562	1.2342	1.4222		14.489
	54.0	6.516	3.732	1.2451	1.4263		17.916
	56.0	7.064	3.905	1.2562	1.4306		22.886
	58.0	7.665	4.081	1.2676	1.4349		29.389
	60.0	8.326	4.261	1.2793	1.4394		37.445
Glycerol	0.5	0.055	0.054	0.9994	1.3336	0.07	1.011
$\text{CH}_2\text{OHCHOHCH}_2\text{OH}$	1.0	0.110	0.109	1.0005	1.3342	0.18	1.022
	2.0	0.222	0.218	1.0028	1.3353	0.41	1.048
	3.0	0.336	0.327	1.0051	1.3365	0.63	1.074
	4.0	0.452	0.438	1.0074	1.3376	0.85	1.100
	5.0	0.572	0.548	1.0097	1.3388	1.08	1.127
	6.0	0.693	0.659	1.0120	1.3400	1.32	1.157
	7.0	0.817	0.771	1.0144	1.3412	1.56	1.188
	8.0	0.944	0.883	1.0167	1.3424	1.81	1.220
	9.0	1.074	0.996	1.0191	1.3436	2.06	1.256
	10.0	1.207	1.109	1.0215	1.3448	2.32	1.291
	12.0	1.481	1.337	1.0262	1.3472	2.88	1.365
	14.0	1.768	1.568	1.0311	1.3496	3.47	1.445
	16.0	2.068	1.800	1.0360	1.3521	4.09	1.533
	18.0	2.384	2.035	1.0409	1.3547	4.76	1.630

Solute	Mass %	$m/\text{mol kg}^{-1}$	$c/\text{mol L}^{-1}$	$\rho/\text{g cm}^{-3}$	n	$\Delta/^\circ\text{C}$	$\eta/\text{mPa s}$
	20.0	2.715	2.271	1.0459	1.3572	5.46	1.737
	24.0	3.429	2.752	1.0561	1.3624	7.01	1.988
	28.0	4.223	3.242	1.0664	1.3676	8.77	2.279
	32.0	5.110	3.742	1.0770	1.3730	10.74	2.637
	36.0	6.108	4.252	1.0876	1.3785	12.96	3.088
	40.0	7.239	4.771	1.0984	1.3841	15.50	3.653
	44.0	8.532	5.300	1.1092	1.3897		4.443
	48.0	10.024	5.838	1.1200	1.3954		5.413
	52.0	11.764	6.385	1.1308	1.4011		6.666
	56.0	13.820	6.944	1.1419	1.4069		8.349
	60.0	16.288	7.512	1.1530	1.4129		10.681
	64.0	19.305	8.092	1.1643	1.4189		13.657
	68.0	23.075	8.680	1.1755	1.4249		18.457
	72.0	27.923	9.277	1.1866	1.4310		27.625
	76.0	34.387	9.884	1.1976	1.4370		40.571
	80.0	43.436	10.498	1.2085	1.4431		59.900
	84.0	57.009	11.121	1.2192	1.4492		84.338
	88.0	79.632	11.753	1.2299	1.4553		147.494
	92.0	124.878	12.392	1.2404	1.4613		384.467
	96.0	260.615	13.039	1.2508	1.4674		780.458
	100.0		13.694	1.2611	1.4735		
Hydrochloric acid	0.5	0.138	0.137	1.0007	1.3341	0.49	1.008
	1.0	0.277	0.275	1.0031	1.3353	0.99	1.015
HCl	2.0	0.560	0.553	1.0081	1.3376	2.08	1.029
	3.0	0.848	0.833	1.0130	1.3399	3.28	1.044
	4.0	1.143	1.117	1.0179	1.3422	4.58	1.059
	5.0	1.444	1.403	1.0228	1.3445	5.98	1.075
	6.0	1.751	1.691	1.0278	1.3468	7.52	1.091
	7.0	2.064	1.983	1.0327	1.3491	9.22	1.108
	8.0	2.385	2.277	1.0377	1.3515	11.10	1.125
	9.0	2.713	2.574	1.0426	1.3538	13.15	1.143
	10.0	3.047	2.873	1.0476	1.3561	15.40	1.161
	12.0	3.740	3.481	1.0576	1.3607	20.51	1.199
	14.0	4.465	4.099	1.0676	1.3653		1.239
	16.0	5.224	4.729	1.0777	1.3700		1.282
	18.0	6.020	5.370	1.0878	1.3746		1.326
	20.0	6.857	6.023	1.0980	1.3792		1.374
	22.0	7.736	6.687	1.1083	1.3838		1.426
	24.0	8.661	7.362	1.1185	1.3884		1.483
	26.0	9.636	8.049	1.1288	1.3930		1.547
	28.0	10.666	8.748	1.1391	1.3976		1.620
	30.0	11.754	9.456	1.1492	1.4020		1.705
	32.0	12.907	10.175	1.1594	1.4066		1.799
	34.0	14.129	10.904	1.1693	1.4112		1.900
	36.0	15.427	11.642	1.1791	1.4158		2.002
	38.0	16.810	12.388	1.1886	1.4204		2.105
	40.0	18.284	13.140	1.1977	1.4250		
Lactic acid	0.5	0.056	0.055	0.9992	1.3335	0.10	1.014
CH ₃ CHOHCOOH	1.0	0.112	0.111	1.0002	1.3340	0.19	1.027
	2.0	0.227	0.223	1.0023	1.3350	0.38	1.056
	3.0	0.343	0.334	1.0043	1.3360	0.57	1.084
	4.0	0.463	0.447	1.0065	1.3370	0.76	1.110
	5.0	0.584	0.560	1.0086	1.3380	0.95	1.138
	6.0	0.709	0.673	1.0108	1.3390	1.16	1.167
	7.0	0.836	0.787	1.0131	1.3400	1.36	1.198
	8.0	0.965	0.902	1.0153	1.3410	1.57	1.229
	9.0	1.098	1.017	1.0176	1.3420	1.79	1.262
	10.0	1.233	1.132	1.0199	1.3430	2.02	1.296
	12.0	1.514	1.365	1.0246	1.3450	2.49	1.366

Solute	Mass %	$m/\text{mol kg}^{-1}$	$c/\text{mol L}^{-1}$	$\rho/\text{g cm}^{-3}$	n	$\Delta/^\circ\text{C}$	$\eta/\text{mPa s}$
	14.0	1.807	1.600	1.0294	1.3470	2.99	1.441
	16.0	2.115	1.837	1.0342	1.3491	3.48	1.522
	18.0	2.437	2.076	1.0390	1.3511	3.96	1.607
	20.0	2.775	2.318	1.0439	1.3532	4.44	1.699
	24.0	3.506	2.807	1.0536	1.3573		1.902
	28.0	4.317	3.305	1.0632	1.3615		2.136
	32.0	5.224	3.811	1.0728	1.3657		2.414
	36.0	6.244	4.325	1.0822	1.3700		2.730
	40.0	7.401	4.847	1.0915	1.3743		3.114
	44.0	8.722	5.377	1.1008	1.3786		3.566
	48.0	10.247	5.917	1.1105	1.3828		4.106
	52.0	12.026	6.466	1.1201	1.3871		4.789
	56.0	14.129	7.023	1.1297	1.3914		5.579
	60.0	16.652	7.588	1.1392	1.3958		6.679
	64.0	19.736	8.161	1.1486	1.4001		8.024
	68.0	23.590	8.741	1.1579	1.4045		9.863
	72.0	28.546	9.328	1.1670	1.4088		12.866
	76.0	35.154	9.922	1.1760	1.4131		16.974
	80.0	44.405	10.522	1.1848	1.4173		22.164
Lactose	0.5	0.015	0.015	1.0002	1.3337	0.03	1.013
$\text{C}_{12}\text{H}_{22}\text{O}_{11}$	1.0	0.030	0.029	1.0021	1.3345	0.06	1.026
	2.0	0.060	0.059	1.0061	1.3359	0.11	1.058
	3.0	0.090	0.089	1.0102	1.3375	0.17	1.089
	4.0	0.122	0.119	1.0143	1.3390	0.23	1.120
	5.0	0.154	0.149	1.0184	1.3406	0.29	1.154
	6.0	0.186	0.179	1.0225	1.3421	0.35	1.191
	7.0	0.220	0.210	1.0267	1.3437	0.42	1.232
	8.0	0.254	0.241	1.0308	1.3453	0.50	1.276
	9.0	0.289	0.272	1.0349	1.3468		1.321
	10.0	0.325	0.304	1.0390	1.3484		1.370
	12.0	0.398	0.367	1.0473	1.3515		1.476
	14.0	0.476	0.432	1.0558	1.3548		1.593
	16.0	0.556	0.498	1.0648	1.3582		1.724
	18.0	0.641	0.565	1.0746	1.3619		1.869
Lithium chloride	0.5	0.119	0.118	1.0012	1.3341	0.42	1.019
	1.0	0.238	0.237	1.0041	1.3351	0.84	1.037
LiCl	2.0	0.481	0.476	1.0099	1.3373	1.72	1.072
	3.0	0.730	0.719	1.0157	1.3394	2.68	1.108
	4.0	0.983	0.964	1.0215	1.3415	3.73	1.146
	5.0	1.241	1.211	1.0272	1.3436	4.86	1.185
	6.0	1.506	1.462	1.0330	1.3457	6.14	1.226
	7.0	1.775	1.715	1.0387	1.3478	7.56	1.269
	8.0	2.051	1.971	1.0444	1.3499	9.11	1.313
	9.0	2.333	2.230	1.0502	1.3520	10.79	1.360
	10.0	2.621	2.491	1.0560	1.3541	12.61	1.411
	12.0	3.217	3.022	1.0675	1.3583	16.59	1.522
	14.0	3.840	3.564	1.0792	1.3625	21.04	1.647
	16.0	4.493	4.118	1.0910	1.3668		1.787
	18.0	5.178	4.683	1.1029	1.3711		1.942
	20.0	5.897	5.260	1.1150	1.3755		2.128
	22.0	6.653	5.851	1.1274	1.3799		2.341
	24.0	7.449	6.453	1.1399	1.3844		2.600
	26.0	8.288	7.069	1.1527	1.3890		2.925
	28.0	9.173	7.700	1.1658	1.3936		3.318
	30.0	10.109	8.344	1.1791	1.3983		3.785
Magnesium chloride	0.5	0.053	0.053	1.0022	1.3343	0.26	1.024
	1.0	0.106	0.106	1.0062	1.3356	0.52	1.046
MgCl_2	2.0	0.214	0.213	1.0144	1.3381	1.06	1.091

Solute	Mass %	$m/\text{mol kg}^{-1}$	$c/\text{mol L}^{-1}$	$\rho/\text{g cm}^{-3}$	n	$\Delta/^\circ\text{C}$	$\eta/\text{mPa s}$
	3.0	0.325	0.322	1.0226	1.3406	1.65	1.139
	4.0	0.438	0.433	1.0309	1.3432	2.30	1.188
	5.0	0.553	0.546	1.0394	1.3457	3.01	1.241
	6.0	0.670	0.660	1.0479	1.3483		1.298
	7.0	0.791	0.777	1.0564	1.3508		1.358
	8.0	0.913	0.895	1.0651	1.3534		1.423
	9.0	1.039	1.015	1.0738	1.3560		1.493
	10.0	1.167	1.137	1.0826	1.3587		1.570
	12.0	1.432	1.387	1.1005	1.3641		1.745
	14.0	1.710	1.645	1.1189	1.3695		1.956
	16.0	2.001	1.911	1.1372	1.3749		2.207
	18.0	2.306	2.184	1.1553	1.3804		2.507
	20.0	2.626	2.467	1.1742	1.3859		2.867
	22.0	2.962	2.758	1.1938	1.3915		3.323
	24.0	3.317	3.060	1.2140	1.3972		3.917
	26.0	3.690	3.371	1.2346	1.4030		4.694
	28.0	4.085	3.692	1.2555	1.4089		5.709
	30.0	4.501	4.022	1.2763	1.4148		7.017
Magnesium sulfate	0.5	0.042	0.042	1.0033	1.3340	0.10	1.027
MgSO_4	1.0	0.084	0.084	1.0084	1.3350	0.19	1.054
	2.0	0.170	0.169	1.0186	1.3371	0.36	1.112
	3.0	0.257	0.256	1.0289	1.3391	0.52	1.177
	4.0	0.346	0.345	1.0392	1.3411	0.69	1.249
	5.0	0.437	0.436	1.0497	1.3431	0.87	1.328
	6.0	0.530	0.528	1.0602	1.3451	1.05	1.411
	7.0	0.625	0.623	1.0708	1.3471	1.24	1.498
	8.0	0.722	0.719	1.0816	1.3492	1.43	1.593
	9.0	0.822	0.817	1.0924	1.3512	1.64	1.702
	10.0	0.923	0.917	1.1034	1.3532	1.85	1.829
	12.0	1.133	1.122	1.1257	1.3572	2.31	2.104
	14.0	1.352	1.336	1.1484	1.3613	2.86	2.412
	16.0	1.582	1.557	1.1717	1.3654	3.67	2.809
	18.0	1.824	1.788	1.1955	1.3694		3.360
	20.0	2.077	2.027	1.2198	1.3735		4.147
	22.0	2.343	2.275	1.2447	1.3776		5.199
	24.0	2.624	2.532	1.2701	1.3817		6.498
	26.0	2.919	2.800	1.2961	1.3858		8.066
Maltose	0.5	0.015	0.015	1.0003	1.3337	0.03	1.016
$\text{C}_{12}\text{H}_{22}\text{O}_{11}$	1.0	0.030	0.029	1.0023	1.3345	0.06	1.030
	2.0	0.060	0.059	1.0063	1.3359	0.11	1.060
	3.0	0.090	0.089	1.0104	1.3374	0.17	1.092
	4.0	0.122	0.119	1.0144	1.3389	0.23	1.126
	5.0	0.154	0.149	1.0184	1.3404	0.29	1.162
	6.0	0.186	0.179	1.0224	1.3420	0.35	1.200
	7.0	0.220	0.210	1.0265	1.3435	0.42	1.239
	8.0	0.254	0.241	1.0305	1.3450	0.48	1.281
	9.0	0.289	0.272	1.0345	1.3466	0.55	1.325
	10.0	0.325	0.303	1.0385	1.3482	0.62	1.372
	12.0	0.398	0.367	1.0465	1.3513	0.77	1.474
	14.0	0.476	0.431	1.0545	1.3546	0.92	1.588
	16.0	0.556	0.497	1.0629	1.3578	1.08	1.715
	18.0	0.641	0.564	1.0716	1.3612	1.25	1.859
	20.0	0.730	0.631	1.0801	1.3644	1.43	2.021
	22.0	0.824	0.700	1.0894	1.3678	1.64	2.216
	24.0	0.923	0.770	1.0984	1.3714	1.85	2.463
	26.0	1.026	0.842	1.1080	1.3749	2.08	2.753
	28.0	1.136	0.914	1.1171	1.3785	2.34	3.066
	30.0	1.252	0.988	1.1269	1.3821	2.62	3.427
	40.0	1.948	1.375	1.1769	1.4013	4.41	6.926

Solute	Mass %	$m/\text{mol kg}^{-1}$	$c/\text{mol L}^{-1}$	$\rho/\text{g cm}^{-3}$	n	$\Delta/^\circ\text{C}$	$\eta/\text{mPa s}$
	50.0	2.921	1.797	1.2304	1.4217		17.786
	52.0	3.165	1.886	1.2416	1.4260		22.034
	54.0	3.429	1.976	1.2528	1.4308		28.757
	56.0	3.718	2.068	1.2638	1.4350		38.226
	58.0	4.034	2.159	1.2740	1.4394		49.298
	60.0	4.382	2.253	1.2855	1.4440		
Manganese(II) sulfate MnSO_4	1.0	0.067	0.067	1.0080	1.3348	0.16	1.046
	2.0	0.135	0.135	1.0178	1.3366	0.31	1.090
	3.0	0.205	0.204	1.0277	1.3384	0.44	1.137
	4.0	0.276	0.275	1.0378	1.3402	0.57	1.187
	5.0	0.349	0.347	1.0480	1.3420	0.70	1.242
	6.0	0.423	0.421	1.0583	1.3438	0.84	1.301
	7.0	0.498	0.495	1.0688	1.3457	0.98	1.363
	8.0	0.576	0.572	1.0794	1.3475	1.12	1.431
	9.0	0.655	0.650	1.0902	1.3494	1.28	1.505
	10.0	0.736	0.729	1.1012	1.3513	1.44	1.587
	12.0	0.903	0.893	1.1236	1.3551	1.80	1.779
	14.0	1.078	1.063	1.1467	1.3589	2.21	2.005
	16.0	1.261	1.240	1.1705	1.3629	2.67	2.272
	18.0	1.454	1.424	1.1950	1.3668	3.19	2.580
	20.0	1.656	1.616	1.2203	1.3708	3.80	2.938
<i>D</i> -Mannitol $\text{CH}_2(\text{CHOH})_4\text{CH}_2\text{OH}$	0.5	0.028	0.027	1.0000	1.3337	0.05	1.019
	1.0	0.055	0.055	1.0017	1.3345	0.10	1.032
	2.0	0.112	0.110	1.0053	1.3359	0.21	1.057
	3.0	0.170	0.166	1.0088	1.3374	0.32	1.081
	4.0	0.229	0.222	1.0124	1.3389	0.43	1.107
	5.0	0.289	0.279	1.0159	1.3403	0.54	1.135
	6.0	0.350	0.336	1.0195	1.3418	0.66	1.166
	7.0	0.413	0.393	1.0230	1.3433	0.77	1.200
	8.0	0.477	0.451	1.0266	1.3447	0.90	1.236
	9.0	0.543	0.509	1.0302	1.3462	1.02	1.275
	10.0	0.610	0.567	1.0338	1.3477	1.15	1.314
	11.0	0.678	0.626	1.0375	1.3491	1.28	1.355
	12.0	0.749	0.686	1.0412	1.3506	1.41	1.398
	13.0	0.820	0.746	1.0450	1.3521	1.55	1.443
	14.0	0.894	0.806	1.0489	1.3536	1.69	1.489
	15.0	0.969	0.867	1.0529	1.3552	1.84	1.537
Methanol CH_3OH	0.5	0.157	0.156	0.9973	1.3331	0.28	1.022
	1.0	0.315	0.311	0.9964	1.3332	0.56	1.040
	2.0	0.637	0.621	0.9947	1.3334	1.14	1.070
	3.0	0.965	0.930	0.9930	1.3336	1.75	1.100
	4.0	1.300	1.238	0.9913	1.3339	2.37	1.131
	5.0	1.643	1.544	0.9896	1.3341	3.02	1.163
	6.0	1.992	1.850	0.9880	1.3343	3.71	1.196
	7.0	2.349	2.155	0.9864	1.3346	4.41	1.229
	8.0	2.714	2.459	0.9848	1.3348	5.13	1.264
	9.0	3.087	2.762	0.9832	1.3351	5.85	1.297
	10.0	3.468	3.064	0.9816	1.3354	6.60	1.329
	12.0	4.256	3.665	0.9785	1.3359	8.14	1.389
	14.0	5.081	4.262	0.9755	1.3365	9.72	1.446
	16.0	5.945	4.856	0.9725	1.3370	11.36	1.501
	18.0	6.851	5.447	0.9695	1.3376	13.13	1.554
	20.0	7.803	6.034	0.9666	1.3381	15.02	1.604
	22.0	8.803	6.616	0.9636	1.3387	16.98	1.652
	24.0	9.856	7.196	0.9606	1.3392	19.04	1.697
	26.0	10.966	7.771	0.9576	1.3397	21.23	1.735
	28.0	12.138	8.341	0.9545	1.3402	23.59	1.769
	30.0	13.376	8.908	0.9514	1.3407	25.91	1.795

Solute	Mass %	$m/\text{mol kg}^{-1}$	$c/\text{mol L}^{-1}$	$\rho/\text{g cm}^{-3}$	n	$\Delta/^\circ\text{C}$	$\eta/\text{mPa s}$
	32.0	14.688	9.470	0.9482	1.3411	28.15	1.814
	34.0	16.078	10.028	0.9450	1.3415	30.48	1.827
	36.0	17.556	10.580	0.9416	1.3419	32.97	1.835
	38.0	19.129	11.127	0.9382	1.3422	35.60	1.839
	40.0	20.807	11.669	0.9347	1.3425	38.60	1.837
	50.0	31.211	14.288	0.9156	1.3431	54.50	1.761
	60.0	46.816	16.749	0.8944	1.3426	74.50	1.600
	70.0	72.826	19.040	0.8715	1.3411		1.368
	80.0	124.844	21.144	0.8468	1.3385		1.128
	90.0	280.899	23.045	0.8204	1.3348		0.861
	100.0		24.710	0.7917	1.3290		0.586
Nitric acid HNO_3	0.5	0.080	0.079	1.0009	1.3336	0.28	1.004
	1.0	0.160	0.159	1.0037	1.3343	0.56	1.005
	2.0	0.324	0.320	1.0091	1.3356	1.12	1.007
	3.0	0.491	0.483	1.0146	1.3368	1.70	1.010
	4.0	0.661	0.648	1.0202	1.3381	2.32	1.014
	5.0	0.835	0.814	1.0257	1.3394	2.96	1.018
	6.0	1.013	0.982	1.0314	1.3407	3.63	1.022
	7.0	1.194	1.152	1.0370	1.3421	4.33	1.027
	8.0	1.380	1.324	1.0427	1.3434	5.05	1.032
	9.0	1.570	1.498	1.0485	1.3447	5.81	1.038
	10.0	1.763	1.673	1.0543	1.3460	6.60	1.044
	12.0	2.164	2.030	1.0660	1.3487	8.27	1.058
	14.0	2.583	2.395	1.0780	1.3514	10.08	1.075
	16.0	3.023	2.768	1.0901	1.3541	12.04	1.094
	18.0	3.484	3.149	1.1025	1.3569	14.16	1.116
	20.0	3.967	3.539	1.1150	1.3596		1.141
	22.0	4.476	3.937	1.1277	1.3624		1.169
	24.0	5.011	4.344	1.1406	1.3652		1.199
	26.0	5.576	4.760	1.1536	1.3680		1.233
	28.0	6.172	5.185	1.1668	1.3708		1.271
	30.0	6.801	5.618	1.1801	1.3736		1.311
	32.0	7.468	6.060	1.1934	1.3763		1.354
	34.0	8.175	6.512	1.2068	1.3790		1.400
	36.0	8.927	6.971	1.2202	1.3817		1.450
	38.0	9.727	7.439	1.2335	1.3842		1.504
	40.0	10.580	7.913	1.2466	1.3867		1.561
Oxalic acid $(\text{COOH})_2$	0.5	0.056	0.056	1.0006	1.3336	0.16	1.013
	1.0	0.112	0.111	1.0030	1.3342	0.30	1.023
	1.5	0.169	0.167	1.0054	1.3347	0.44	1.033
	2.0	0.227	0.224	1.0079	1.3353	0.57	1.044
	2.5	0.285	0.281	1.0103	1.3359	0.71	1.055
	3.0	0.343	0.337	1.0126	1.3364	0.84	1.065
	3.5	0.403	0.395	1.0150	1.3370	0.97	1.076
	4.0	0.463	0.452	1.0174	1.3375	1.09	1.086
	4.5	0.523	0.510	1.0197	1.3381		1.097
	5.0	0.585	0.568	1.0220	1.3386		1.108
	6.0	0.709	0.684	1.0265	1.3397		1.129
	7.0	0.836	0.802	1.0310	1.3407		1.150
	8.0	0.966	0.920	1.0355	1.3418		1.172
Phosphoric acid H_3PO_4	0.5	0.051	0.051	1.0010	1.3335	0.12	1.010
	1.0	0.103	0.102	1.0038	1.3340	0.24	1.020
	2.0	0.208	0.206	1.0092	1.3349	0.46	1.050
	3.0	0.316	0.311	1.0146	1.3358	0.69	1.079
	4.0	0.425	0.416	1.0200	1.3367	0.93	1.108
	5.0	0.537	0.523	1.0254	1.3376	1.16	1.138
	6.0	0.651	0.631	1.0309	1.3385	1.38	1.169
	7.0	0.768	0.740	1.0363	1.3394	1.62	1.200

Solute	Mass %	$m/\text{mol kg}^{-1}$	$c/\text{mol L}^{-1}$	$\rho/\text{g cm}^{-3}$	n	$\Delta/^\circ\text{C}$	$\eta/\text{mPa s}$
	8.0	0.887	0.850	1.0418	1.3403	1.88	1.232
	9.0	1.009	0.962	1.0474	1.3413	2.16	1.267
	10.0	1.134	1.075	1.0531	1.3422	2.45	1.303
	12.0	1.392	1.304	1.0647	1.3441	3.01	1.382
	14.0	1.661	1.538	1.0765	1.3460	3.76	1.469
	16.0	1.944	1.777	1.0885	1.3480	4.45	1.565
	18.0	2.240	2.022	1.1009	1.3500	5.25	1.671
	20.0	2.551	2.273	1.1135	1.3520	6.23	1.788
	22.0	2.878	2.529	1.1263	1.3540	7.38	1.914
	24.0	3.223	2.791	1.1395	1.3561	8.69	2.049
	26.0	3.585	3.059	1.1528	1.3582	10.12	2.198
	28.0	3.968	3.333	1.1665	1.3604	11.64	2.365
	30.0	4.373	3.614	1.1804	1.3625	13.23	2.553
	32.0	4.802	3.901	1.1945	1.3647	14.94	2.766
	34.0	5.257	4.194	1.2089	1.3669	16.81	3.001
	36.0	5.740	4.495	1.2236	1.3691	18.85	3.260
	38.0	6.254	4.803	1.2385	1.3713	21.09	3.544
	40.0	6.803	5.117	1.2536	1.3735	23.58	3.856
Potassium bicarbonate KHCO_3	0.5	0.050	0.050	1.0014	1.3335	0.18	1.009
	1.0	0.101	0.100	1.0046	1.3341	0.34	1.015
	2.0	0.204	0.202	1.0114	1.3353	0.67	1.027
	3.0	0.309	0.305	1.0181	1.3365	0.98	1.040
	4.0	0.416	0.409	1.0247	1.3376	1.29	1.053
	5.0	0.526	0.515	1.0310	1.3386	1.60	1.067
	6.0	0.638	0.622	1.0379	1.3397	1.91	1.081
	7.0	0.752	0.730	1.0446	1.3409	2.22	1.096
	8.0	0.869	0.840	1.0514	1.3419	2.53	1.112
	9.0	0.988	0.951	1.0581	1.3430	2.84	1.128
	10.0	1.110	1.064	1.0650	1.3441	3.16	1.145
	12.0	1.362	1.293	1.0788	1.3462	3.79	1.183
	14.0	1.626	1.528	1.0929	1.3484	4.41	1.224
	16.0	1.903	1.770	1.1073	1.3506		1.270
	18.0	2.193	2.017	1.1221	1.3528		1.319
	20.0	2.497	2.272	1.1372	1.3550		1.373
	22.0	2.817	2.533	1.1527	1.3572		1.432
	24.0	3.154	2.801	1.1685	1.3595		1.497
Potassium bromide KBr	0.5	0.042	0.042	1.0018	1.3336	0.15	1.000
	1.0	0.085	0.084	1.0054	1.3342	0.29	0.998
	2.0	0.171	0.170	1.0127	1.3354	0.59	0.994
	3.0	0.260	0.257	1.0200	1.3366	0.88	0.990
	4.0	0.350	0.345	1.0275	1.3379	1.18	0.985
	5.0	0.442	0.435	1.0350	1.3391	1.48	0.981
	6.0	0.536	0.526	1.0426	1.3403	1.78	0.977
	7.0	0.633	0.618	1.0503	1.3416	2.10	0.974
	8.0	0.731	0.711	1.0581	1.3429	2.42	0.970
	9.0	0.831	0.806	1.0660	1.3441	2.74	0.967
	10.0	0.934	0.903	1.0740	1.3454	3.07	0.964
	12.0	1.146	1.099	1.0903	1.3481	3.76	0.958
	14.0	1.368	1.302	1.1070	1.3507	4.49	0.953
	16.0	1.601	1.512	1.1242	1.3535	5.25	0.949
	18.0	1.845	1.727	1.1419	1.3562	6.04	0.946
	20.0	2.101	1.950	1.1601	1.3591	6.88	0.944
	22.0	2.370	2.179	1.1788	1.3620	7.76	0.943
	24.0	2.654	2.416	1.1980	1.3650	8.70	0.943
	26.0	2.952	2.661	1.2179	1.3680	9.68	0.944
	28.0	3.268	2.914	1.2383	1.3711	10.72	0.947
	30.0	3.601	3.175	1.2593	1.3743	11.82	0.952
	32.0	3.954	3.445	1.2810	1.3776	12.98	0.959
	34.0	4.329	3.724	1.3033	1.3809		0.968

Solute	Mass %	$m/\text{mol kg}^{-1}$	$c/\text{mol L}^{-1}$	$\rho/\text{g cm}^{-3}$	n	$\Delta/^\circ\text{C}$	$\eta/\text{mPa s}$
	36.0	4.727	4.012	1.3263	1.3843		0.979
	38.0	5.150	4.311	1.3501	1.3878		0.993
	40.0	5.602	4.620	1.3746	1.3914		1.010
Potassium carbonate K_2CO_3	0.5	0.036	0.036	1.0027	1.3339	0.18	1.013
	1.0	0.073	0.073	1.0072	1.3347	0.34	1.025
	2.0	0.148	0.147	1.0163	1.3365	0.66	1.048
	3.0	0.224	0.223	1.0254	1.3382	0.99	1.071
	4.0	0.301	0.299	1.0345	1.3399	1.32	1.094
	5.0	0.381	0.378	1.0437	1.3416	1.67	1.119
	6.0	0.462	0.457	1.0529	1.3433	2.03	1.146
	7.0	0.545	0.538	1.0622	1.3450	2.40	1.174
	8.0	0.629	0.620	1.0715	1.3467	2.77	1.204
	9.0	0.716	0.704	1.0809	1.3484	3.17	1.235
	10.0	0.804	0.789	1.0904	1.3501	3.57	1.269
	12.0	0.987	0.963	1.1095	1.3535	4.45	1.339
	14.0	1.178	1.144	1.1291	1.3569	5.39	1.414
	16.0	1.378	1.330	1.1490	1.3603	6.42	1.497
	18.0	1.588	1.523	1.1692	1.3637	7.55	1.594
	20.0	1.809	1.722	1.1898	1.3671	8.82	1.707
	24.0	2.285	2.139	1.2320	1.3739	11.96	1.978
	28.0	2.814	2.584	1.2755	1.3807	16.01	2.331
	32.0	3.405	3.057	1.3204	1.3874	21.46	2.834
	36.0	4.070	3.559	1.3665	1.3940	28.58	3.503
	40.0	4.824	4.093	1.4142	1.4006	37.55	4.360
	50.0	7.236	5.573	1.5404	1.4168		9.369
Potassium chloride KCl	0.5	0.067	0.067	1.0014	1.3337	0.23	1.000
	1.0	0.135	0.135	1.0046	1.3343	0.46	0.999
	2.0	0.274	0.271	1.0110	1.3357	0.92	0.999
	3.0	0.415	0.409	1.0174	1.3371	1.38	0.998
	4.0	0.559	0.549	1.0239	1.3384	1.85	0.997
	5.0	0.706	0.691	1.0304	1.3398	2.32	0.996
	6.0	0.856	0.835	1.0369	1.3411	2.80	0.994
	7.0	1.010	0.980	1.0434	1.3425	3.29	0.992
	8.0	1.166	1.127	1.0500	1.3438	3.80	0.990
	9.0	1.327	1.276	1.0566	1.3452	4.30	0.989
	10.0	1.490	1.426	1.0633	1.3466	4.81	0.988
	12.0	1.829	1.733	1.0768	1.3493	5.88	0.990
	14.0	2.184	2.048	1.0905	1.3521		0.994
	16.0	2.555	2.370	1.1043	1.3549		0.999
	18.0	2.944	2.701	1.1185	1.3577		1.004
	20.0	3.353	3.039	1.1328	1.3606		1.012
	22.0	3.783	3.386	1.1474	1.3635		1.024
	24.0	4.236	3.742	1.1623	1.3665		1.040
Potassium hydroxide KOH	0.5	0.090	0.089	1.0025	1.3340	0.30	1.010
	1.0	0.180	0.179	1.0068	1.3350	0.61	1.019
	2.0	0.364	0.362	1.0155	1.3369	1.24	1.038
	3.0	0.551	0.548	1.0242	1.3388	1.89	1.058
	4.0	0.743	0.736	1.0330	1.3408	2.57	1.079
	5.0	0.938	0.929	1.0419	1.3427	3.36	1.102
	6.0	1.138	1.124	1.0509	1.3445	4.14	1.126
	7.0	1.342	1.322	1.0599	1.3464	4.92	1.151
	8.0	1.550	1.524	1.0690	1.3483		1.177
	9.0	1.763	1.729	1.0781	1.3502		1.205
	10.0	1.980	1.938	1.0873	1.3520		1.233
	12.0	2.431	2.365	1.1059	1.3558		1.294
	14.0	2.902	2.806	1.1246	1.3595		1.361
	16.0	3.395	3.261	1.1435	1.3632		1.436
	18.0	3.913	3.730	1.1626	1.3670		1.521

Solute	Mass %	$m/\text{mol kg}^{-1}$	$c/\text{mol L}^{-1}$	$\rho/\text{g cm}^{-3}$	n	$\Delta/^\circ\text{C}$	$\eta/\text{mPa s}$
	20.0	4.456	4.213	1.1818	1.3707		1.619
	22.0	5.027	4.711	1.2014	1.3744		1.732
	24.0	5.629	5.223	1.2210	1.3781		1.861
	26.0	6.262	5.750	1.2408	1.3818		2.006
	28.0	6.931	6.293	1.2609	1.3854		2.170
	30.0	7.639	6.851	1.2813	1.3889		2.357
	40.0	11.882	9.896	1.3881	1.4068		3.879
	50.0	17.824	13.389	1.5024	1.4247		7.892
Potassium iodide	0.5	0.030	0.030	1.0019	1.3337	0.11	0.999
	1.0	0.061	0.061	1.0056	1.3343	0.22	0.997
KI	2.0	0.123	0.122	1.0131	1.3357	0.43	0.991
	3.0	0.186	0.184	1.0206	1.3370	0.64	0.986
	4.0	0.251	0.248	1.0282	1.3384	0.86	0.981
	5.0	0.317	0.312	1.0360	1.3397	1.08	0.976
	6.0	0.385	0.377	1.0438	1.3411	1.30	0.969
	7.0	0.453	0.443	1.0517	1.3425	1.53	0.963
	8.0	0.524	0.511	1.0598	1.3440	1.77	0.957
	9.0	0.596	0.579	1.0679	1.3454	2.01	0.951
	10.0	0.669	0.648	1.0762	1.3469	2.26	0.946
	12.0	0.821	0.790	1.0931	1.3498	2.77	0.937
	14.0	0.981	0.937	1.1105	1.3529	3.30	0.929
	16.0	1.147	1.088	1.1284	1.3560	3.87	0.921
	18.0	1.322	1.244	1.1469	1.3593	4.46	0.915
	20.0	1.506	1.405	1.1659	1.3626	5.09	0.910
	22.0	1.699	1.571	1.1856	1.3661	5.76	0.905
	24.0	1.902	1.744	1.2060	1.3696	6.46	0.901
	26.0	2.117	1.922	1.2270	1.3733	7.21	0.898
	28.0	2.343	2.106	1.2487	1.3771	8.01	0.895
	30.0	2.582	2.297	1.2712	1.3810	8.86	0.892
	32.0	2.835	2.495	1.2944	1.3851	9.76	0.891
	34.0	3.103	2.700	1.3185	1.3893	10.72	0.890
	36.0	3.388	2.913	1.3434	1.3936	11.73	0.890
	38.0	3.692	3.134	1.3692	1.3981	12.81	0.893
	40.0	4.016	3.364	1.3959	1.4027	13.97	0.897
Potassium nitrate	0.5	0.050	0.050	1.0014	1.3335	0.17	0.999
	1.0	0.100	0.099	1.0045	1.3339	0.33	0.996
KNO ₃	2.0	0.202	0.200	1.0108	1.3349	0.64	0.990
	3.0	0.306	0.302	1.0171	1.3358	0.94	0.986
	4.0	0.412	0.405	1.0234	1.3368	1.22	0.983
	5.0	0.521	0.509	1.0298	1.3377	1.50	0.980
	6.0	0.631	0.615	1.0363	1.3386	1.76	0.977
	7.0	0.744	0.722	1.0428	1.3396	2.02	0.975
	8.0	0.860	0.830	1.0494	1.3405	2.27	0.973
	9.0	0.978	0.940	1.0560	1.3415	2.52	0.971
	10.0	1.099	1.051	1.0627	1.3425	2.75	0.970
	12.0	1.349	1.277	1.0762	1.3444		0.970
	14.0	1.610	1.509	1.0899	1.3463		0.972
	16.0	1.884	1.747	1.1039	1.3482		0.976
	18.0	2.171	1.991	1.1181	1.3502		0.982
	20.0	2.473	2.240	1.1326	1.3521		0.990
	22.0	2.790	2.497	1.1473	1.3541		0.999
	24.0	3.123	2.759	1.1623	1.3561		1.010
Potassium permanganate	0.5	0.032	0.032	1.0017		0.11	1.001
	1.0	0.064	0.064	1.0051		0.22	1.000
KMnO ₄	1.5	0.096	0.096	1.0085		0.32	0.999
	2.0	0.129	0.128	1.0118		0.43	0.998
	3.0	0.196	0.193	1.0186			0.995
	4.0	0.264	0.260	1.0254			0.992

Solute	Mass %	$m/\text{mol kg}^{-1}$	$c/\text{mol L}^{-1}$	$\rho/\text{g cm}^{-3}$	n	$\Delta/^\circ\text{C}$	$\eta/\text{mPa s}$
	5.0	0.333	0.327	1.0322			0.989
	6.0	0.404	0.394	1.0390			0.985
Potassium hydrogen phosphate K_2HPO_4	0.5	0.029	0.029	1.0025	1.3338	0.13	1.013
	1.0	0.058	0.058	1.0068	1.3345	0.25	1.023
	1.5	0.087	0.087	1.0110	1.3353	0.37	1.034
	2.0	0.117	0.117	1.0153	1.3361	0.49	1.046
	2.5	0.147	0.146	1.0195	1.3368	0.61	1.057
	3.0	0.178	0.176	1.0238	1.3376	0.73	1.069
	3.5	0.208	0.207	1.0281	1.3384	0.86	1.081
	4.0	0.239	0.237	1.0324	1.3392	0.97	1.094
	4.5	0.271	0.268	1.0368	1.3399	1.10	1.107
	5.0	0.302	0.299	1.0412	1.3407	1.22	1.120
	6.0	0.366	0.362	1.0500	1.3422	1.46	1.147
	7.0	0.432	0.426	1.0590	1.3438	1.70	1.177
	8.0	0.499	0.491	1.0680	1.3453	1.95	1.209
Potassium dihydrogen phosphate KH_2PO_4	0.5	0.037	0.037	1.0018	1.3336	0.13	1.010
	1.0	0.074	0.074	1.0053	1.3342	0.25	1.019
	1.5	0.112	0.111	1.0089	1.3348	0.37	1.028
	2.0	0.150	0.149	1.0125	1.3354	0.49	1.038
	3.0	0.227	0.225	1.0197	1.3365	0.72	1.060
	4.0	0.306	0.302	1.0269	1.3377	0.96	1.083
	5.0	0.387	0.380	1.0342	1.3388	1.19	1.108
	6.0	0.469	0.459	1.0414	1.3400	1.41	1.133
	7.0	0.553	0.539	1.0486	1.3411	1.63	1.160
	8.0	0.639	0.621	1.0558	1.3422	1.84	1.187
	9.0	0.727	0.703	1.0630	1.3434	2.04	1.215
	10.0	0.816	0.786	1.0703	1.3445	2.23	1.245
Potassium sulfate K_2SO_4	0.5	0.029	0.029	1.0022	1.3336	0.14	1.006
	1.0	0.058	0.058	1.0062	1.3343	0.26	1.011
	2.0	0.117	0.116	1.0143	1.3355	0.50	1.021
	3.0	0.177	0.176	1.0224	1.3368	0.73	1.033
	4.0	0.239	0.237	1.0306	1.3380	0.95	1.045
	5.0	0.302	0.298	1.0388	1.3393	1.17	1.058
	6.0	0.366	0.360	1.0470	1.3405		1.072
	7.0	0.432	0.424	1.0553	1.3417		1.087
	8.0	0.499	0.488	1.0637	1.3428		1.102
	9.0	0.568	0.554	1.0721	1.3440		1.117
	10.0	0.638	0.620	1.0806	1.3452		1.132
1-Propanol $\text{CH}_3\text{CH}_2\text{CH}_2\text{OH}$	1.0	0.168	0.166	0.9963	1.3339	0.31	1.051
	2.0	0.340	0.331	0.9946	1.3348	0.61	1.100
	3.0	0.515	0.496	0.9928	1.3357	0.93	1.152
	4.0	0.693	0.660	0.9911	1.3366	1.24	1.208
	5.0	0.876	0.823	0.9896	1.3376	1.57	1.267
	6.0	1.062	0.987	0.9882	1.3385	1.91	1.325
	7.0	1.252	1.149	0.9868	1.3394	2.26	1.387
	8.0	1.447	1.312	0.9855	1.3404	2.61	1.449
	9.0	1.646	1.474	0.9842	1.3414	2.99	1.514
	10.0	1.849	1.635	0.9829	1.3423	3.36	1.577
	12.0	2.269	1.958	0.9804	1.3442	4.09	1.710
	14.0	2.709	2.278	0.9779	1.3460	4.91	1.849
	16.0	3.169	2.595	0.9749	1.3477	5.78	1.986
	18.0	3.652	2.911	0.9719	1.3494	6.67	2.106
	20.0	4.160	3.223	0.9686	1.3510	7.76	2.218
	24.0	5.254	3.838	0.9612	1.3539	9.12	2.432
	28.0	6.471	4.441	0.9533	1.3566	10.17	2.612
	32.0	7.830	5.033	0.9452	1.3592	10.66	2.765
	36.0	9.359	5.613	0.9370	1.3614		2.900

Solute	Mass %	$m/\text{mol kg}^{-1}$	$c/\text{mol L}^{-1}$	$\rho/\text{g cm}^{-3}$	n	$\Delta/^\circ\text{C}$	$\eta/\text{mPa s}$
	40.0	11.093	6.182	0.9288	1.3635		3.010
	60.0	24.958	8.860	0.8875	1.3734		3.186
	80.0	66.556	11.275	0.8470	1.3812		2.822
	100.0		13.368	0.8034	1.3852		2.227
2-Propanol	1.0	0.168	0.166	0.9960	1.3338	0.30	1.056
$\text{CH}_3\text{CHOHCH}_3$	2.0	0.340	0.331	0.9939	1.3346	0.60	1.112
	3.0	0.515	0.495	0.9920	1.3355	0.93	1.166
	4.0	0.693	0.659	0.9902	1.3364	1.26	1.225
	5.0	0.876	0.822	0.9884	1.3373	1.61	1.287
	6.0	1.062	0.985	0.9871	1.3382	1.96	1.352
	7.0	1.252	1.148	0.9855	1.3392	2.32	1.417
	8.0	1.447	1.310	0.9843	1.3400	2.68	1.485
	9.0	1.646	1.472	0.9831	1.3410	3.06	1.553
	10.0	1.849	1.633	0.9816	1.3420	3.48	1.629
	12.0	2.269	1.955	0.9793	1.3439	4.43	1.794
	14.0	2.709	2.276	0.9772	1.3459	5.29	1.970
	16.0	3.169	2.596	0.9751	1.3478	6.36	2.160
	18.0	3.652	2.913	0.9725	1.3496	7.40	2.352
	20.0	4.160	3.227	0.9696	1.3514	8.52	2.550
	40.0	11.093	6.191	0.9302	1.3642		
	60.0	24.958	8.809	0.8824	1.3717		
	80.0	66.556	11.103	0.8341	1.3742		
	100.0		13.058	0.7848	1.3776		
Silver nitrate	0.5	0.030	0.030	1.0027	1.3336	0.10	1.003
AgNO_3	1.0	0.059	0.059	1.0070	1.3342	0.20	1.005
	2.0	0.120	0.120	1.0154	1.3352	0.40	1.009
	3.0	0.182	0.181	1.0239	1.3363	0.59	1.013
	4.0	0.245	0.243	1.0327	1.3374	0.78	1.016
	5.0	0.310	0.307	1.0417	1.3385	0.96	1.020
	6.0	0.376	0.371	1.0506	1.3396	1.15	1.024
	7.0	0.443	0.437	1.0597	1.3407	1.33	1.027
	8.0	0.512	0.503	1.0690	1.3419	1.51	1.031
	9.0	0.582	0.571	1.0785	1.3431	1.69	1.035
	10.0	0.654	0.641	1.0882	1.3443	1.87	1.039
	12.0	0.803	0.783	1.1079	1.3467	2.21	1.049
	14.0	0.958	0.930	1.1284	1.3493	2.55	1.060
	16.0	1.121	1.083	1.1496	1.3519	2.86	1.072
	18.0	1.292	1.241	1.1715	1.3546		1.086
	20.0	1.472	1.406	1.1942	1.3574		1.101
	22.0	1.660	1.577	1.2177	1.3602		1.117
	24.0	1.859	1.755	1.2420	1.3632		1.135
	26.0	2.068	1.940	1.2672	1.3662		1.154
	28.0	2.289	2.132	1.2933	1.3694		1.176
	30.0	2.523	2.332	1.3204	1.3726		1.200
	32.0	2.770	2.541	1.3487	1.3760		1.227
	34.0	3.033	2.758	1.3780	1.3795		1.257
	36.0	3.311	2.985	1.4087	1.3832		1.290
	38.0	3.608	3.223	1.4407	1.3871		1.326
	40.0	3.925	3.472	1.4743	1.3911		1.366
Sodium acetate	0.5	0.061	0.061	1.0008	1.3337	0.22	1.021
CH_3COONa	1.0	0.123	0.122	1.0034	1.3344	0.43	1.040
	2.0	0.249	0.246	1.0085	1.3358	0.88	1.080
	3.0	0.377	0.371	1.0135	1.3372	1.34	1.124
	4.0	0.508	0.497	1.0184	1.3386	1.82	1.171
	5.0	0.642	0.624	1.0234	1.3400	2.32	1.222
	6.0	0.778	0.752	1.0283	1.3414	2.85	1.278
	7.0	0.918	0.882	1.0334	1.3428	3.40	1.337
	8.0	1.060	1.013	1.0386	1.3442	3.98	1.401

Solute	Mass %	$m/\text{mol kg}^{-1}$	$c/\text{mol L}^{-1}$	$\rho/\text{g cm}^{-3}$	n	$\Delta/^\circ\text{C}$	$\eta/\text{mPa s}$
	9.0	1.206	1.145	1.0440	1.3456	4.57	1.468
	10.0	1.354	1.279	1.0495	1.3470		1.539
	12.0	1.662	1.552	1.0607	1.3498		1.688
	14.0	1.984	1.829	1.0718	1.3526		1.855
	16.0	2.322	2.112	1.0830	1.3554		2.054
	18.0	2.676	2.400	1.0940	1.3583		2.284
	20.0	3.047	2.694	1.1050	1.3611		2.567
	22.0	3.438	2.993	1.1159	1.3639		2.948
	24.0	3.849	3.297	1.1268	1.3666		3.400
	26.0	4.283	3.606	1.1377	1.3693		3.877
	28.0	4.741	3.921	1.1488	1.3720		4.388
	30.0	5.224	4.243	1.1602	1.3748		4.940
Sodium bicarbonate NaHCO_3	0.5	0.060	0.060	1.0018	1.3337	0.20	1.015
	1.0	0.120	0.120	1.0054	1.3344	0.40	1.028
	1.5	0.181	0.180	1.0089	1.3351	0.59	1.042
	2.0	0.243	0.241	1.0125	1.3357	0.78	1.057
	2.5	0.305	0.302	1.0160	1.3364	0.98	1.071
	3.0	0.368	0.364	1.0196	1.3370	1.16	1.086
	3.5	0.432	0.426	1.0231	1.3377	1.35	1.102
	4.0	0.496	0.489	1.0266	1.3383	1.54	1.118
	4.5	0.561	0.552	1.0301	1.3390	1.72	1.134
	5.0	0.627	0.615	1.0337	1.3396	1.90	1.151
	5.5	0.693	0.679	1.0372	1.3403	2.08	1.168
	6.0	0.760	0.743	1.0408	1.3409	2.26	1.185
Sodium bromide NaBr	0.5	0.049	0.049	1.0021	1.3337	0.17	1.004
	1.0	0.098	0.098	1.0060	1.3344	0.34	1.007
	2.0	0.198	0.197	1.0139	1.3358	0.69	1.012
	3.0	0.301	0.298	1.0218	1.3372	1.04	1.017
	4.0	0.405	0.400	1.0298	1.3386	1.39	1.022
	5.0	0.512	0.504	1.0380	1.3401	1.76	1.028
	6.0	0.620	0.610	1.0462	1.3415	2.14	1.034
	7.0	0.732	0.717	1.0546	1.3430	2.53	1.040
	8.0	0.845	0.826	1.0630	1.3445	2.93	1.046
	9.0	0.961	0.937	1.0716	1.3460	3.34	1.053
	10.0	1.080	1.050	1.0803	1.3475	3.77	1.060
	12.0	1.325	1.281	1.0981	1.3506	4.67	1.077
	14.0	1.582	1.519	1.1164	1.3538	5.65	1.096
	16.0	1.851	1.765	1.1352	1.3570	6.74	1.119
	18.0	2.133	2.020	1.1546	1.3604		1.144
	20.0	2.430	2.283	1.1745	1.3638		1.174
	22.0	2.741	2.555	1.1951	1.3673		1.207
	24.0	3.069	2.837	1.2163	1.3708		1.244
	26.0	3.415	3.129	1.2382	1.3745		1.287
	28.0	3.780	3.431	1.2608	1.3783		1.336
	30.0	4.165	3.744	1.2842	1.3822		1.395
	32.0	4.574	4.069	1.3083	1.3862		1.465
	34.0	5.007	4.406	1.3333	1.3903		1.546
	36.0	5.467	4.755	1.3592	1.3946		1.639
	38.0	5.957	5.119	1.3860	1.3990		1.745
	40.0	6.479	5.496	1.4138	1.4035		1.866
Sodium carbonate Na_2CO_3	0.5	0.047	0.047	1.0034	1.3341	0.22	1.025
	1.0	0.095	0.095	1.0086	1.3352	0.43	1.049
	2.0	0.193	0.192	1.0190	1.3375	0.75	1.102
	3.0	0.292	0.291	1.0294	1.3397	1.08	1.159
	4.0	0.393	0.392	1.0398	1.3419	1.42	1.222
	5.0	0.497	0.495	1.0502	1.3440	1.77	1.292
	6.0	0.602	0.600	1.0606	1.3462	2.13	1.367
	7.0	0.710	0.707	1.0711	1.3483		1.448

Solute	Mass %	$m/\text{mol kg}^{-1}$	$c/\text{mol L}^{-1}$	$\rho/\text{g cm}^{-3}$	n	$\Delta/^\circ\text{C}$	$\eta/\text{mPa s}$
	8.0	0.820	0.816	1.0816	1.3504		1.538
	9.0	0.933	0.927	1.0922	1.3525		1.638
	10.0	1.048	1.041	1.1029	1.3547		1.754
	11.0	1.166	1.156	1.1136	1.3568		1.884
	12.0	1.287	1.273	1.1244	1.3589		2.028
	13.0	1.410	1.392	1.1353	1.3610		2.186
	14.0	1.536	1.514	1.1463	1.3631		2.361
	15.0	1.665	1.638	1.1574	1.3652		2.551
Sodium chloride	0.5	0.086	0.086	1.0018	1.3339	0.30	1.011
NaCl	1.0	0.173	0.172	1.0053	1.3347	0.59	1.020
	2.0	0.349	0.346	1.0125	1.3365	1.19	1.036
	3.0	0.529	0.523	1.0196	1.3383	1.79	1.052
	4.0	0.713	0.703	1.0268	1.3400	2.41	1.068
	5.0	0.901	0.885	1.0340	1.3418	3.05	1.085
	6.0	1.092	1.069	1.0413	1.3435	3.70	1.104
	7.0	1.288	1.256	1.0486	1.3453	4.38	1.124
	8.0	1.488	1.445	1.0559	1.3470	5.08	1.145
	9.0	1.692	1.637	1.0633	1.3488	5.81	1.168
	10.0	1.901	1.832	1.0707	1.3505	6.56	1.193
	12.0	2.333	2.229	1.0857	1.3541	8.18	1.250
	14.0	2.785	2.637	1.1008	1.3576	9.94	1.317
	16.0	3.259	3.056	1.1162	1.3612	11.89	1.388
	18.0	3.756	3.486	1.1319	1.3648	14.04	1.463
	20.0	4.278	3.928	1.1478	1.3684	16.46	1.557
	22.0	4.826	4.382	1.1640	1.3721	19.18	1.676
	24.0	5.403	4.847	1.1804	1.3757		1.821
	26.0	6.012	5.326	1.1972	1.3795		1.990
Sodium citrate	1.0	0.039	0.039	1.0049	1.3348	0.20	1.043
(HO)C(COONa) ₃	2.0	0.079	0.078	1.0120	1.3366	0.39	1.081
	3.0	0.120	0.118	1.0186	1.3383	0.59	1.122
	4.0	0.161	0.159	1.0260	1.3401	0.79	1.166
	5.0	0.204	0.200	1.0331	1.3419	0.97	1.210
	6.0	0.247	0.242	1.0405	1.3437	1.17	1.263
	7.0	0.292	0.284	1.0482	1.3455	1.36	1.314
	8.0	0.337	0.327	1.0557	1.3473	1.57	1.371
	9.0	0.383	0.371	1.0632	1.3491	1.77	1.427
	10.0	0.431	0.415	1.0708	1.3509	1.96	1.499
	12.0	0.528	0.505	1.0861	1.3546	2.38	1.649
	14.0	0.631	0.598	1.1019	1.3583	2.82	1.832
	16.0	0.738	0.693	1.1173	1.3618	3.27	2.045
	18.0	0.851	0.790	1.1327	1.3656	3.82	2.290
	20.0	0.969	0.891	1.1492	1.3693	4.39	2.596
	24.0	1.224	1.099	1.1813	1.3767		3.409
	28.0	1.507	1.318	1.2151	1.3845		4.586
	32.0	1.823	1.548	1.2487	1.3923		6.541
	36.0	2.180	1.792	1.2843	1.4001		9.788
Sodium hydroxide	0.5	0.126	0.125	1.0039	1.3344	0.43	1.027
NaOH	1.0	0.253	0.252	1.0095	1.3358	0.86	1.054
	2.0	0.510	0.510	1.0207	1.3386	1.74	1.112
	3.0	0.773	0.774	1.0318	1.3414	2.64	1.176
	4.0	1.042	1.043	1.0428	1.3441	3.59	1.248
	5.0	1.316	1.317	1.0538	1.3467	4.57	1.329
	6.0	1.596	1.597	1.0648	1.3494	5.60	1.416
	7.0	1.882	1.883	1.0758	1.3520	6.69	1.510
	8.0	2.174	2.174	1.0869	1.3546	7.87	1.616
	9.0	2.473	2.470	1.0979	1.3572	9.12	1.737
	10.0	2.778	2.772	1.1089	1.3597	10.47	1.882
	12.0	3.409	3.393	1.1309	1.3648	13.42	2.201

Solute	Mass %	$m/\text{mol kg}^{-1}$	$c/\text{mol L}^{-1}$	$\rho/\text{g cm}^{-3}$	n	$\Delta/^\circ\text{C}$	$\eta/\text{mPa s}$
	14.0	4.070	4.036	1.1530	1.3697	16.76	2.568
	15.0	4.412	4.365	1.1640	1.3722		2.789
	16.0	4.762	4.701	1.1751	1.3746		3.043
	18.0	5.488	5.387	1.1971	1.3793		3.698
	20.0	6.250	6.096	1.2192	1.3840		4.619
	22.0	7.052	6.827	1.2412	1.3885		5.765
	24.0	7.895	7.579	1.2631	1.3929		7.100
	26.0	8.784	8.352	1.2848	1.3971		8.744
	28.0	9.723	9.145	1.3064	1.4012		10.832
	30.0	10.715	9.958	1.3277	1.4051		13.517
	32.0	11.766	10.791	1.3488	1.4088		16.844
	34.0	12.880	11.643	1.3697	1.4123		20.751
	36.0	14.064	12.512	1.3901	1.4156		25.290
	38.0	15.324	13.398	1.4102	1.4186		30.461
	40.0	16.668	14.300	1.4299	1.4215		36.312
Sodium nitrate NaNO_3	0.5	0.059	0.059	1.0016	1.3336	0.20	1.004
	1.0	0.119	0.118	1.0050	1.3341	0.40	1.007
	2.0	0.240	0.238	1.0117	1.3353	0.79	1.012
	3.0	0.364	0.359	1.0185	1.3364	1.18	1.018
	4.0	0.490	0.483	1.0254	1.3375	1.56	1.025
	5.0	0.619	0.607	1.0322	1.3387	1.94	1.032
	6.0	0.751	0.734	1.0392	1.3398	2.32	1.040
	7.0	0.886	0.862	1.0462	1.3409	2.70	1.049
	8.0	1.023	0.991	1.0532	1.3421	3.08	1.059
	9.0	1.164	1.123	1.0603	1.3432	3.46	1.069
	10.0	1.307	1.256	1.0674	1.3443	3.84	1.081
	12.0	1.604	1.527	1.0819	1.3466	4.60	1.107
	14.0	1.915	1.806	1.0967	1.3489	5.37	1.138
	18.0	2.583	2.387	1.1272	1.3536	6.98	1.215
	20.0	2.941	2.689	1.1429	1.3559	7.81	1.263
	30.0	5.042	4.326	1.2256	1.3678		1.609
	40.0	7.844	6.200	1.3175	1.3802		2.226
Sodium phosphate Na_3PO_4	0.5	0.031	0.031	1.0042	1.3343	0.19	1.033
	1.0	0.062	0.062	1.0100	1.3356	0.37	1.064
	1.5	0.093	0.093	1.0158	1.3369	0.53	1.094
	2.0	0.124	0.125	1.0216	1.3381	0.67	1.126
	2.5	0.156	0.157	1.0275	1.3394	0.79	1.161
	3.0	0.189	0.189	1.0335	1.3406		1.198
	3.5	0.221	0.222	1.0395	1.3419		1.238
	4.0	0.254	0.255	1.0456	1.3432		1.281
	4.5	0.287	0.289	1.0517	1.3444		1.327
	5.0	0.321	0.323	1.0579	1.3457		1.375
	5.5	0.355	0.357	1.0642	1.3470		1.426
	6.0	0.389	0.392	1.0705	1.3482		1.480
	6.5	0.424	0.427	1.0768	1.3495		1.538
	7.0	0.459	0.462	1.0832	1.3507		1.598
	7.5	0.495	0.498	1.0896	1.3519		1.662
	8.0	0.530	0.535	1.0961	1.3532		1.729
Sodium hydrogen phosphate Na_2HPO_4	0.5	0.035	0.035	1.0032	1.3340	0.17	1.021
	1.0	0.071	0.071	1.0082	1.3349	0.32	1.042
	1.5	0.107	0.107	1.0131	1.3358	0.46	1.064
	2.0	0.144	0.143	1.0180	1.3368		1.088
	2.5	0.181	0.180	1.0229	1.3377		1.113
	3.0	0.218	0.217	1.0279	1.3386		1.138
	3.5	0.255	0.255	1.0328	1.3396		1.165
	4.0	0.293	0.292	1.0378	1.3405		1.193
	4.5	0.332	0.331	1.0428	1.3414		1.223
	5.0	0.371	0.369	1.0478	1.3424		1.254

Solute	Mass %	$m/\text{mol kg}^{-1}$	$c/\text{mol L}^{-1}$	$\rho/\text{g cm}^{-3}$	n	$\Delta/^\circ\text{C}$	$\eta/\text{mPa s}$
	5.5	0.410	0.408	1.0528	1.3433		1.286
Sodium dihydrogen phosphate NaH_2PO_4	0.5	0.042	0.042	1.0019	1.3336	0.14	1.018
	1.0	0.084	0.084	1.0056	1.3343	0.28	1.035
	1.5	0.127	0.126	1.0094	1.3349	0.42	1.051
	2.0	0.170	0.169	1.0131	1.3356	0.56	1.068
	2.5	0.214	0.212	1.0168	1.3362	0.70	1.085
	3.0	0.258	0.255	1.0206	1.3369	0.84	1.103
	3.5	0.302	0.299	1.0244	1.3375	0.98	1.121
	4.0	0.347	0.343	1.0281	1.3382	1.12	1.140
	4.5	0.393	0.387	1.0319	1.3388	1.25	1.160
	5.0	0.439	0.432	1.0358	1.3395	1.39	1.180
	6.0	0.532	0.522	1.0434	1.3408	1.65	1.223
	7.0	0.627	0.613	1.0511	1.3421	1.89	1.270
	8.0	0.725	0.706	1.0589	1.3434	2.12	1.319
	9.0	0.824	0.800	1.0668	1.3447	2.35	1.371
	10.0	0.926	0.896	1.0747	1.3460	2.58	1.428
	12.0	1.137	1.091	1.0907	1.3486	3.06	1.552
	14.0	1.357	1.292	1.1070	1.3512	3.53	1.694
	16.0	1.588	1.499	1.1236	1.3538	4.03	1.861
	18.0	1.830	1.711	1.1404	1.3565	4.55	2.050
	20.0	2.084	1.930	1.1576	1.3592	5.10	2.283
	22.0	2.351	2.155	1.1752	1.3618		2.550
	24.0	2.632	2.387	1.1931	1.3646		2.850
	26.0	2.929	2.625	1.2113	1.3673		3.214
	28.0	3.242	2.870	1.2299	1.3700		3.682
	30.0	3.572	3.123	1.2488	1.3728		4.300
	32.0	3.923	3.383	1.2682	1.3756		5.079
	34.0	4.294	3.650	1.2879	1.3784		6.008
	36.0	4.689	3.925	1.3080	1.3812		7.098
	38.0	5.109	4.208	1.3285	1.3840		8.363
	40.0	5.557	4.499	1.3493	1.3869		9.814
Sodium sulfate Na_2SO_4	0.5	0.035	0.035	1.0027	1.3338	0.17	1.013
	1.0	0.071	0.071	1.0071	1.3345	0.32	1.026
	2.0	0.144	0.143	1.0161	1.3360	0.61	1.058
	3.0	0.218	0.217	1.0252	1.3376	0.87	1.091
	4.0	0.293	0.291	1.0343	1.3391	1.13	1.126
	5.0	0.371	0.367	1.0436	1.3406	1.36	1.163
	6.0	0.449	0.445	1.0526	1.3420	1.56	1.202
	7.0	0.530	0.523	1.0619	1.3435		1.244
	8.0	0.612	0.603	1.0713	1.3449		1.289
	9.0	0.696	0.685	1.0808	1.3464		1.337
	10.0	0.782	0.768	1.0905	1.3479		1.390
	12.0	0.960	0.938	1.1101	1.3509		1.508
	14.0	1.146	1.114	1.1301	1.3539		1.646
	16.0	1.341	1.296	1.1503	1.3567		1.812
	18.0	1.545	1.483	1.1705	1.3595		2.005
	20.0	1.760	1.677	1.1907	1.3620		2.227
	22.0	1.986	1.875	1.2106	1.3643		2.481
Sodium thiosulfate $\text{Na}_2\text{S}_2\text{O}_3$	0.5	0.032	0.032	1.0024	1.3340	0.14	1.012
	1.0	0.064	0.064	1.0065	1.3351	0.28	1.023
	2.0	0.129	0.128	1.0148	1.3371	0.57	1.044
	3.0	0.196	0.194	1.0231	1.3392	0.84	1.066
	4.0	0.264	0.261	1.0315	1.3413	1.09	1.090
	5.0	0.333	0.329	1.0399	1.3434	1.34	1.115
	6.0	0.404	0.398	1.0483	1.3454	1.59	1.141
	7.0	0.476	0.468	1.0568	1.3475	1.83	1.169
	8.0	0.550	0.539	1.0654	1.3496	2.06	1.199
	9.0	0.626	0.611	1.0740	1.3517	2.30	1.231

Solute	Mass %	$m/\text{mol kg}^{-1}$	$c/\text{mol L}^{-1}$	$\rho/\text{g cm}^{-3}$	n	$\Delta/^\circ\text{C}$	$\eta/\text{mPa s}$
	10.0	0.703	0.685	1.0827	1.3538	2.55	1.267
	12.0	0.862	0.835	1.1003	1.3581	3.06	1.345
	14.0	1.030	0.990	1.1182	1.3624	3.60	1.435
	16.0	1.205	1.150	1.1365	1.3667	4.17	1.537
	18.0	1.388	1.315	1.1551	1.3711	4.76	1.657
	20.0	1.581	1.485	1.1740	1.3756	5.37	1.798
	30.0	2.711	2.417	1.2739	1.3987		2.903
	40.0	4.216	3.498	1.3827	1.4229		5.758
Strontium chloride	0.5	0.032	0.032	1.0027	1.3339	0.16	1.012
	1.0	0.064	0.064	1.0071	1.3348	0.31	1.021
SrCl ₂	2.0	0.129	0.128	1.0161	1.3366	0.62	1.039
	3.0	0.195	0.194	1.0252	1.3384	0.93	1.057
	4.0	0.263	0.261	1.0344	1.3402	1.26	1.076
	5.0	0.332	0.329	1.0437	1.3421	1.61	1.096
	6.0	0.403	0.399	1.0532	1.3440	1.98	1.116
	7.0	0.475	0.469	1.0628	1.3459	2.38	1.136
	8.0	0.549	0.541	1.0726	1.3478	2.80	1.157
	9.0	0.624	0.615	1.0825	1.3498	3.25	1.180
	10.0	0.701	0.689	1.0925	1.3518	3.74	1.204
	12.0	0.860	0.843	1.1131	1.3558	4.81	1.258
	14.0	1.027	1.002	1.1342	1.3599	6.03	1.317
	16.0	1.202	1.167	1.1558	1.3641	7.41	1.383
	18.0	1.385	1.338	1.1780	1.3684	8.98	1.460
	20.0	1.577	1.515	1.2008	1.3728	10.74	1.549
	22.0	1.779	1.699	1.2241	1.3772	12.74	1.650
	24.0	1.992	1.890	1.2481	1.3817	14.99	1.765
	26.0	2.216	2.087	1.2728	1.3864		1.897
	28.0	2.453	2.293	1.2983	1.3911		2.056
	30.0	2.703	2.507	1.3248	1.3961		2.245
	32.0	2.968	2.730	1.3523	1.4013		2.527
	34.0	3.250	2.962	1.3811	1.4067		2.846
	36.0	3.548	3.205	1.4114	1.4124		3.206
Sucrose	0.5	0.015	0.015	1.0002	1.3337	0.03	1.015
C ₁₂ H ₂₂ O ₁₁	1.0	0.030	0.029	1.0021	1.3344	0.06	1.028
	2.0	0.060	0.059	1.0060	1.3359	0.11	1.055
	3.0	0.090	0.089	1.0099	1.3373	0.17	1.084
	4.0	0.122	0.118	1.0139	1.3388	0.23	1.114
	5.0	0.154	0.149	1.0178	1.3403	0.29	1.146
	6.0	0.186	0.179	1.0218	1.3418	0.35	1.179
	7.0	0.220	0.210	1.0259	1.3433	0.42	1.215
	8.0	0.254	0.241	1.0299	1.3448	0.49	1.254
	9.0	0.289	0.272	1.0340	1.3463	0.55	1.294
	10.0	0.325	0.303	1.0381	1.3478	0.63	1.336
	12.0	0.398	0.367	1.0465	1.3509	0.77	1.429
	14.0	0.476	0.431	1.0549	1.3541	0.93	1.534
	16.0	0.556	0.497	1.0635	1.3573	1.10	1.653
	18.0	0.641	0.564	1.0722	1.3606	1.27	1.790
	20.0	0.730	0.632	1.0810	1.3639	1.47	1.945
	22.0	0.824	0.700	1.0899	1.3672	1.67	2.124
	24.0	0.923	0.771	1.0990	1.3706	1.89	2.331
	26.0	1.026	0.842	1.1082	1.3741	2.12	2.573
	28.0	1.136	0.914	1.1175	1.3776	2.37	2.855
	30.0	1.252	0.988	1.1270	1.3812	2.64	3.187
	32.0	1.375	1.063	1.1366	1.3848	2.94	3.762
	34.0	1.505	1.139	1.1464	1.3885	3.27	4.052
	36.0	1.643	1.216	1.1562	1.3922	3.63	4.621
	38.0	1.791	1.295	1.1663	1.3960	4.02	5.315
	40.0	1.948	1.375	1.1765	1.3999	4.45	6.162
	42.0	2.116	1.456	1.1868	1.4038	4.93	7.234

Solute	Mass %	$m/\text{mol kg}^{-1}$	$c/\text{mol L}^{-1}$	$\rho/\text{g cm}^{-3}$	n	$\Delta/^\circ\text{C}$	$\eta/\text{mPa s}$
	44.0	2.295	1.539	1.1972	1.4078		8.596
	46.0	2.489	1.623	1.2079	1.4118		10.301
	48.0	2.697	1.709	1.2186	1.4159		12.515
	50.0	2.921	1.796	1.2295	1.4201		15.431
	60.0	4.382	2.255	1.2864	1.4419		58.487
	70.0	6.817	2.755	1.3472	1.4654		481.561
	80.0	11.686	3.299	1.4117	1.4906		
Sulfuric acid	0.5	0.051	0.051	1.0016	1.3336	0.21	1.010
H ₂ SO ₄	1.0	0.103	0.102	1.0049	1.3342	0.42	1.019
	2.0	0.208	0.206	1.0116	1.3355	0.80	1.036
	3.0	0.315	0.311	1.0183	1.3367	1.17	1.059
	4.0	0.425	0.418	1.0250	1.3379	1.60	1.085
	5.0	0.537	0.526	1.0318	1.3391	2.05	1.112
	6.0	0.651	0.635	1.0385	1.3403	2.50	1.136
	7.0	0.767	0.746	1.0453	1.3415	2.95	1.159
	8.0	0.887	0.858	1.0522	1.3427	3.49	1.182
	9.0	1.008	0.972	1.0591	1.3439	4.08	1.206
	10.0	1.133	1.087	1.0661	1.3451	4.64	1.230
	12.0	1.390	1.322	1.0802	1.3475	5.93	1.282
	14.0	1.660	1.563	1.0947	1.3500	7.49	1.337
	16.0	1.942	1.810	1.1094	1.3525	9.26	1.399
	18.0	2.238	2.064	1.1245	1.3551	11.29	1.470
	20.0	2.549	2.324	1.1398	1.3576	13.64	1.546
	22.0	2.876	2.592	1.1554	1.3602	16.48	1.624
	24.0	3.220	2.866	1.1714	1.3628	19.85	1.706
	26.0	3.582	3.147	1.1872	1.3653	24.29	1.797
	28.0	3.965	3.435	1.2031	1.3677	29.65	1.894
	30.0	4.370	3.729	1.2191	1.3701	36.21	2.001
	32.0	4.798	4.030	1.2353	1.3725	44.76	2.122
	34.0	5.252	4.339	1.2518	1.3749	55.28	2.255
	36.0	5.735	4.656	1.2685	1.3773		2.392
	38.0	6.249	4.981	1.2855	1.3797		2.533
	40.0	6.797	5.313	1.3028	1.3821		2.690
	42.0	7.383	5.655	1.3205	1.3846		2.872
	44.0	8.011	6.005	1.3386	1.3870		3.073
	46.0	8.685	6.364	1.3570	1.3895		3.299
	48.0	9.411	6.734	1.3759	1.3920		3.546
	50.0	10.196	7.113	1.3952	1.3945		3.826
	52.0	11.045	7.502	1.4149	1.3971		4.142
	54.0	11.969	7.901	1.4351	1.3997		4.499
	56.0	12.976	8.312	1.4558	1.4024		4.906
	58.0	14.080	8.734	1.4770	1.4050		5.354
	60.0	15.294	9.168	1.4987	1.4077		5.917
	70.0	23.790	11.494	1.6105			
	80.0	40.783	14.088	1.7272			
	90.0	91.762	16.649	1.8144			
	92.0	117.251	17.109	1.8240			
	94.0	159.734	17.550	1.8312			
	96.0	244.698	17.966	1.8355			
	98.0	499.592	18.346	1.8361			
	100.0		18.663	1.8305			
Trichloroacetic acid	0.5	0.031	0.031	1.0008	1.3337	0.11	1.011
CCl ₃ COOH	1.0	0.062	0.061	1.0034	1.3343	0.21	1.021
	2.0	0.125	0.123	1.0083	1.3356	0.42	1.044
	3.0	0.189	0.186	1.0133	1.3369	0.64	1.069
	4.0	0.255	0.249	1.0182	1.3381	0.86	1.096
	5.0	0.322	0.313	1.0230	1.3394	1.08	1.123
	6.0	0.391	0.377	1.0279	1.3406	1.30	1.150
	7.0	0.461	0.442	1.0328	1.3418	1.53	1.177

Solute	Mass %	$m/\text{mol kg}^{-1}$	$c/\text{mol L}^{-1}$	$\rho/\text{g cm}^{-3}$	n	$\Delta/^\circ\text{C}$	$\eta/\text{mPa s}$
	8.0	0.532	0.508	1.0378	1.3431	1.76	1.204
	9.0	0.605	0.574	1.0428	1.3444	1.99	1.233
	10.0	0.680	0.641	1.0479	1.3456	2.23	1.263
	12.0	0.835	0.777	1.0583	1.3483	2.73	1.326
	14.0	0.996	0.916	1.0692	1.3510	3.26	1.393
	16.0	1.166	1.058	1.0806	1.3539	3.82	1.462
	18.0	1.343	1.203	1.0921	1.3568		1.533
	20.0	1.530	1.351	1.1035	1.3597		1.608
	24.0	1.933	1.654	1.1260	1.3652		1.768
	28.0	2.380	1.968	1.1485	1.3705		1.935
	32.0	2.880	2.294	1.1713	1.3759		2.118
	36.0	3.443	2.632	1.1947	1.3813		2.320
	40.0	4.080	2.984	1.2188	1.3868		1.543
	44.0	4.809	3.349	1.2435	1.3923		2.797
	48.0	5.650	3.726	1.2682	1.3977		3.076
Tris	0.5	0.041	0.041	0.9994	1.3337	0.08	1.014
(hydroxymethyl)-	1.0	0.083	0.083	1.0006	1.3344	0.16	1.027
methylamine	2.0	0.168	0.166	1.0030	1.3359	0.31	1.054
$\text{H}_2\text{NC}(\text{CH}_2\text{OH})_3$	3.0	0.255	0.249	1.0054	1.3374	0.47	1.083
	4.0	0.344	0.333	1.0078	1.3388	0.64	1.115
	5.0	0.434	0.417	1.0103	1.3403	0.80	1.148
	6.0	0.527	0.502	1.0128	1.3418	0.97	1.182
	7.0	0.621	0.587	1.0153	1.3433	1.15	1.218
	8.0	0.718	0.672	1.0179	1.3448	1.33	1.256
	9.0	0.816	0.758	1.0204	1.3463	1.51	1.295
	10.0	0.917	0.844	1.0230	1.3478	1.70	1.337
	12.0	1.126	1.019	1.0282	1.3508	2.08	1.427
	14.0	1.344	1.194	1.0335	1.3539	2.47	1.527
	16.0	1.572	1.372	1.0389	1.3570	2.90	1.642
	18.0	1.812	1.552	1.0443	1.3601	3.36	1.772
	20.0	2.064	1.733	1.0498	1.3633	3.85	1.920
	30.0	3.538	2.670	1.0781	1.3797		2.998
	40.0	5.503	3.657	1.1076	1.3970		5.208
Urea	0.5	0.084	0.083	0.9995	1.3337	0.16	1.007
$(\text{NH}_2)_2\text{CO}$	1.0	0.168	0.167	1.0007	1.3344	0.31	1.010
	2.0	0.340	0.334	1.0033	1.3358	0.62	1.012
	3.0	0.515	0.502	1.0058	1.3372	0.93	1.017
	4.0	0.694	0.672	1.0085	1.3387	1.24	1.025
	5.0	0.876	0.842	1.0111	1.3401	1.55	1.033
	6.0	1.063	1.013	1.0138	1.3416	1.88	1.041
	7.0	1.253	1.185	1.0165	1.3431	2.22	1.049
	8.0	1.448	1.358	1.0192	1.3446	2.56	1.057
	9.0	1.647	1.531	1.0220	1.3461	2.91	1.065
	10.0	1.850	1.706	1.0248	1.3476	3.26	1.074
	12.0	2.270	2.059	1.0304	1.3506	3.95	1.091
	14.0	2.710	2.415	1.0360	1.3537	4.66	1.109
	16.0	3.171	2.775	1.0417	1.3568	5.40	1.130
	18.0	3.655	3.139	1.0473	1.3599	6.19	1.153
	20.0	4.163	3.506	1.0530	1.3629	7.00	1.178
	22.0	4.696	3.878	1.0586	1.3661	7.81	1.205
	24.0	5.258	4.253	1.0643	1.3692	8.64	1.235
	26.0	5.850	4.632	1.0699	1.3723	9.52	1.266
	28.0	6.475	5.014	1.0756	1.3754	10.45	1.298
	30.0	7.136	5.401	1.0812	1.3785	11.40	1.332
	32.0	7.835	5.791	1.0869	1.3817	12.34	1.371
	34.0	8.577	6.185	1.0926	1.3848	13.27	1.413
	36.0	9.366	6.584	1.0984	1.3881	14.20	1.459
	38.0	10.205	6.988	1.1044	1.3913	15.11	1.509
	40.0	11.100	7.397	1.1106	1.3947	15.99	1.565

Solute	Mass %	$m/\text{mol kg}^{-1}$	$c/\text{mol L}^{-1}$	$\rho/\text{g cm}^{-3}$	n	$\Delta/^\circ\text{C}$	$\eta/\text{mPa s}$
	42.0	12.057	7.812	1.1171	1.3982	16.83	1.629
	44.0	13.082	8.234	1.1239	1.4018	17.62	1.700
	46.0	14.183	8.665	1.1313	1.4056		1.780
Zinc sulfate	0.5	0.031	0.031	1.0034	1.3339	0.08	1.021
ZnSO ₄	1.0	0.063	0.062	1.0085	1.3348	0.15	1.040
	2.0	0.126	0.126	1.0190	1.3366	0.28	1.081
	3.0	0.192	0.191	1.0296	1.3384	0.41	1.126
	4.0	0.258	0.258	1.0403	1.3403	0.53	1.175
	5.0	0.326	0.326	1.0511	1.3421	0.65	1.227
	6.0	0.395	0.395	1.0620	1.3439	0.77	1.283
	7.0	0.466	0.465	1.0730	1.3457	0.89	1.341
	8.0	0.539	0.537	1.0842	1.3475	1.01	1.403
	9.0	0.613	0.611	1.0956	1.3494	1.14	1.470
	10.0	0.688	0.686	1.1071	1.3513	1.27	1.545
	12.0	0.845	0.840	1.1308	1.3551	1.55	1.716
	14.0	1.008	1.002	1.1553	1.3590	1.89	1.918
	16.0	1.180	1.170	1.1806	1.3630	2.31	2.152

ION PRODUCT OF WATER SUBSTANCE

William L. Marshall and E. U. Franck

Pressure (bars)	Temperature (°C)								
	0	25	50	75	100	150	200	250	300
Saturated vapor	14.938	13.995	13.275	12.712	12.265	11.638	11.289	11.191	11.406
250	14.83	13.90	13.19	12.63	12.18	11.54	11.16	11.01	11.14
500	14.72	13.82	13.11	12.55	12.10	11.45	11.05	10.85	10.86
750	14.62	13.73	13.04	12.48	12.03	11.36	10.95	10.72	10.66
1,000	14.53	13.66	12.96	12.41	11.96	11.29	10.86	10.60	10.50
1,500	14.34	13.53	12.85	12.29	11.84	11.16	10.71	10.43	10.26
2,000	14.21	13.40	12.73	12.18	11.72	11.04	10.57	10.27	10.08
2,500	14.08	13.28	12.62	12.07	11.61	10.92	10.45	10.12	9.91
3,000	13.97	13.18	12.53	11.98	11.53	10.83	10.34	9.99	9.76
3,500	13.87	13.09	12.44	11.90	11.44	10.74	10.24	9.88	9.63
4,000	13.77	13.00	12.35	11.82	11.37	10.66	10.16	9.79	9.52
5,000	13.60	12.83	12.19	11.66	11.22	10.52	10.00	9.62	9.34
6,000	13.44	12.68	12.05	11.53	11.09	10.39	9.87	9.48	9.18
7,000	13.31	12.55	11.93	11.41	10.97	10.27	9.75	9.35	9.04
8,000	13.18	12.43	11.82	11.30	10.86	10.17	9.64	9.24	8.93
9,000	13.04	12.31	11.71	11.20	10.77	10.07	9.54	9.13	8.82
10,000	12.91	12.21	11.62	11.11	10.68	9.98	9.45	9.04	8.71

Pressure (bars)	Temperature (°C)								
	350	400	450	500	600	700	800	900	1000
Saturated vapor	12.30	—	—	—	—	—	—	—	—
250	11.77	19.43	21.59	22.40	23.27	23.81	24.23	24.59	24.93
500	11.14	11.88	13.74	16.13	18.30	19.29	19.92	20.39	20.80
750	10.79	11.17	11.89	13.01	15.25	16.55	17.35	17.93	18.39
1,000	10.54	10.77	11.19	11.81	13.40	14.70	15.58	16.22	16.72
1,500	10.22	10.29	10.48	10.77	11.59	12.50	13.30	13.97	14.50
2,000	9.98	9.98	10.07	10.23	10.73	11.36	11.98	12.54	12.97
2,500	9.79	9.74	9.77	9.86	10.18	10.63	11.11	11.59	12.02
3,000	9.61	9.54	9.53	9.57	9.78	10.11	10.49	10.89	11.24
3,500	9.47	9.37	9.33	9.34	9.48	9.71	10.02	10.35	10.62
4,000	9.34	9.22	9.16	9.15	9.23	9.41	9.65	9.93	10.13
5,000	9.13	8.99	8.90	8.85	8.85	8.95	9.11	9.30	9.42
6,000	8.96	8.80	8.69	8.62	8.57	8.61	8.72	8.86	8.97
7,000	8.81	8.64	8.51	8.42	8.34	8.34	8.40	8.51	8.64
8,000	8.68	8.50	8.36	8.25	8.13	8.10	8.13	8.21	8.38
9,000	8.57	8.37	8.22	8.10	7.95	7.89	7.89	7.95	8.12
10,000	8.46	8.25	8.09	7.96	7.78	7.70	7.68	7.70	7.85

Data in this table were calculated from the equation, $\log_{10} K_w^* = A + B/T + C/T^2 + D/T^3 + (E + F/T + G/T^2) \log_{10} \rho_w^*$, where $K_w^* = K_w/(\text{mol kg}^{-1})$, and $\rho_w^* = \rho_w/(\text{g cm}^{-3})$. The parameters are:

$$\begin{aligned}
 A &= -4.098 & E &= +13.957 \\
 B &= -3245.2 \text{ K} & F &= 1262.3 \text{ K} \\
 C &= +2.2362 \times 10^5 \text{ K}^2 & G &= +8.5641 \times 10^5 \text{ K}^2 \\
 D &= -3.984 \times 10^7 \text{ K}^3
 \end{aligned}$$

Reprinted with permission from W. L. Marshall and E. U. Franck, *J. Phys. Chem. Ref. Data*, 10, 295, 1981.

IONIZATION CONSTANT OF NORMAL AND HEAVY WATER

This table gives the ionization constant in molality terms for H₂O and D₂O at temperatures from 0 to 100°C at the saturated vapor pressure. The quantity tabulated is $-\log K_w$, where K_w is defined by

$$K_w = m_+ \times m_-$$

and m_+ and m_- are the molalities, in mol/kg of water, for H⁺ and OH⁻, respectively.

References

1. Marshall W. L., and Franck, E. U., *J. Phys. Chem. Ref. Data*, 10, 295, 1981.
2. Mesmer R. E., and Herting, D. L., *J. Solution Chem.*, 7, 901, 1978.

$t/^\circ\text{C}$	$-\log K_w$	
	H ₂ O	D ₂ O
0	14.938	15.972
5	14.727	15.743
10	14.528	15.527
15	14.340	15.324
20	14.163	15.132
25	13.995	14.951
30	13.836	14.779
35	13.685	14.616
40	13.542	14.462
45	13.405	14.316
50	13.275	14.176
55	13.152	14.044
60	13.034	13.918
65	12.921	13.798
70	12.814	13.683
75	12.712	13.574
80	12.613	13.470
85	12.520	13.371
90	12.428	13.276
95	12.345	13.186
100	12.265	13.099

SOLUBILITY OF SELECTED GASES IN WATER

L. H. Gevantman

The values in this table are taken almost exclusively from the International Union of Pure and Applied Chemistry "Solubility Data Series". Unless noted, they comprise evaluated data fitted to a smoothing equation. The data at each temperature are then derived from the smoothing equation which expresses the mole fraction solubility X_1 of the gas in solution as:

$$\ln X_1 = A + B/T^* + C \ln T^*$$

where

$$T^* = T/100 \text{ K}$$

All values refer to a partial pressure of the gas of 101.325 kPa (one atmosphere).

The equation constants, the standard deviation for $\ln X_1$ (except where noted), and the temperature range over which the equation applies are given in the column headed Equation constants. There are two exceptions. The equation for methane has an added term, DT^* . The equation for H_2Se and H_2S takes the form,

$$\ln X_1 = A + B/T + C \ln T + DT$$

where T is the temperature in kelvin.

Solubilities given for those gases which react with water, namely ozone, nitrogen oxides, chlorine and its oxides, carbon dioxide, hydrogen sulfide, hydrogen selenide and sulfur dioxide, are recorded as bulk solubilities; i.e., all chemical species of the gas and its reaction products with water are included.

Gas	T/K	Solubility (X_1)	Equation constants	Ref.
Hydrogen (H_2) $M_r = 2.01588$	288.15	1.510×10^{-5}	$A = -48.1611$	1
	293.15	1.455×10^{-5}	$B = 55.2845$	
	298.15	1.411×10^{-5}	$C = 16.8893$	
	303.15	1.377×10^{-5}	Std. dev. = $\pm 0.54\%$	
	308.15	1.350×10^{-5}	Temp. range = 273.15–353.15	
Deuterium (D_2) $M_r = 4.0282$	283.15	$1.675 \times 10^{-5} \pm 0.57\%$	Averaged experimental values	1
	288.15	$1.595 \times 10^{-5} \pm 0.57\%$		
	293.15	$1.512 \times 10^{-5} \pm 0.78\%$	Temp. range = 278.15–303.15	
	298.15	$1.460 \times 10^{-5} \pm 0.52\%$		
	303.15	$1.395 \times 10^{-5} \pm 0.37\%$		
Helium (He) $A_r = 4.0026$	288.15	7.123×10^{-6}	$A = -41.4611$	2
	293.15	7.044×10^{-6}	$B = 42.5962$	
	298.15	6.997×10^{-6}	$C = 14.0094$	
	303.15	6.978×10^{-6}	Std. dev. = $\pm 0.54\%$	
	308.15	6.987×10^{-6}	Temp. range = 273.15–348.15	
Neon (Ne) $A_r = 20.1797$	288.15	8.702×10^{-6}	$A = -52.8573$	2
	293.15	8.395×10^{-6}	$B = 61.0494$	
	298.15	8.152×10^{-6}	$C = 18.9157$	
	303.15	7.966×10^{-6}	Std. dev. = $\pm 0.47\%$	
	308.15	7.829×10^{-6}	Temp. range = 273.15–348.15	
Argon (Ar) $A_r = 39.948$	288.15	3.025×10^{-5}	$A = -57.6661$	3
	293.15	2.748×10^{-5}	$B = 74.7627$	
	298.15	2.519×10^{-5}	$C = 20.1398$	
	303.15	2.328×10^{-5}	Std. dev. = $\pm 0.26\%$	
	308.15	2.169×10^{-5}	Temp. range = 273.15–348.15	
Krypton (Kr) $A_r = 83.80$	288.15	5.696×10^{-5}	$A = -66.9928$	4
	293.15	5.041×10^{-5}	$B = 91.0166$	
	298.15	4.512×10^{-5}	$C = 24.2207$	
	303.15	4.079×10^{-5}	Std. dev. = $\pm 0.32\%$	
	308.15	3.725×10^{-5}	Temp. range = 273.15–353.15	
Xenon (Xe) $A_r = 131.29$	288.15	10.519×10^{-5}	$A = -74.7398$	4
	293.15	9.051×10^{-5}	$B = 105.210$	
	298.15	7.890×10^{-5}	$C = 27.4664$	
	303.15	6.961×10^{-5}	Std. dev. = $\pm 0.35\%$	
	308.15	6.212×10^{-5}	Temp. range = 273.15–348.15	

Gas	T/K	Solubility (X_1)	Equation constants	Ref.
Radon-222(²²² Rn) $M_r = 222$	288.15	2.299×10^{-4}	$A = -90.5481$	
	293.15	1.945×10^{-4}	$B = 130.026$	
	298.15	1.671×10^{-4}	$C = 35.0047$	
	303.15	1.457×10^{-4}	Std. dev. = $\pm 1.02\%$	
	308.15	1.288×10^{-4}	Temp. range = 273.15–373.15	
Oxygen (O ₂) $M_r = 31.9988$	288.15	2.756×10^{-5}	$A = -66.7354$	5
	293.15	2.501×10^{-5}	$B = 87.4755$	
	298.15	2.293×10^{-5}	$C = 24.4526$	
	303.15	2.122×10^{-5}	Std. dev. = $\pm 0.36\%$	
	308.15	1.982×10^{-5}	Temp. range = 273.15–348.15	
Ozone (O ₃) $M_r = 47.9982$	293.15	$1.885 \times 10^{-6} \pm 10\%$ pH = 7.0	Experimental value derived from Henry's Law Constant Equation	5
Nitrogen (N ₂) $M_r = 28.0134$	288.15	1.386×10^{-5}	$A = -67.3877$	6
	293.15	1.274×10^{-5}	$B = 86.3213$	
	298.15	1.183×10^{-5}	$C = 24.7981$	
	303.15	1.108×10^{-5}	Std. dev. = $\pm 0.72\%$	
	308.15	1.047×10^{-5}	Temp. range = 273.15–348.15	
Nitrous oxide (N ₂ O) $M_r = 44.0129$	288.15	5.948×10^{-4}	$A = -60.7467$	7
	293.15	5.068×10^{-4}	$B = 88.8280$	
	298.15	4.367×10^{-4}	$C = 21.2531$	
	303.15	3.805×10^{-4}	Std. dev. = $\pm 1.2\%$	
	308.15	3.348×10^{-4}	Temp. range = 273.15–313.15	
Nitric oxide (NO) $M_r = 30.0061$	288.15	4.163×10^{-5}	$A = -62.8086$	7
	293.15	3.786×10^{-5}	$B = 82.3420$	
	298.15	3.477×10^{-5}	$C = 22.8155$	
	303.15	3.222×10^{-5}	Std. dev. = $\pm 0.76\%$	
	308.15	3.012×10^{-5}	Temp. range = 273.15–358.15	
Carbon monoxide (CO) $M_r = 28.0104$	288.15	2.095×10^{-5}	Derived from Henry's Law Constant Equation	8
	293.15	1.918×10^{-5}	Std. dev. = $\pm 0.043\%$	
	298.15	1.774×10^{-5}	Temp. range = 273.15–328.15	
	303.15	1.657×10^{-5}		
	308.15	1.562×10^{-5}		
Carbon dioxide (CO ₂) $M_r = 44.0098$	288.15	8.21×10^{-4}	Derived from Henry's Law Constant Equation	9
	293.15	7.07×10^{-4}	Std. dev. = $\pm 1.1\%$	
	298.15	6.15×10^{-4}	Temp. range = 273.15–353.15	
	303.15	5.41×10^{-4}		
	308.15	4.80×10^{-4}		
Hydrogen selenide (H ₂ Se) $M_r = 80.976$	288.15	1.80×10^{-3}	$A = 9.15$	10
	298.15	1.49×10^{-3}	$B = 974$	
	308.15	1.24×10^{-3}	$C = -3.542$ $D = 0.0042$ Std. dev. = $\pm 2.3 \times 10^{-5}$ Temp. range = 288.15–343.15	
Hydrogen sulfide (H ₂ S) $M_r = 34.082$	288.15	2.335×10^{-3}	$A = -24.912$	10
	293.15	2.075×10^{-3}	$B = 3477$	
	298.15	1.85×10^{-3}	$C = 0.3993$	
	303.15	1.66×10^{-3}	$D = 0.0157$	
	308.15	1.51×10^{-3}	Std. dev. = $\pm 6.5 \times 10^{-5}$ Temp. range = 283.15–603.15	
Sulfur dioxide (SO ₂) $M_r = 64.0648$	288.15	3.45×10^{-2}	$A = -25.2629$	11
	293.15	2.90×10^{-2}	$B = 45.7552$	

Gas	T/K	Solubility (X_1)	Equation constants	Ref.
	298.15	2.46×10^{-2}	$C = 5.6855$	
	303.15	2.10×10^{-2}	Std. dev. = $\pm 1.8\%$	
	308.15	1.80×10^{-2}	Temp. range = 278.15—328.15	
Chlorine (Cl_2)	283.15	$2.48 \times 10^{-3} \pm 2\%$	Experimental data	11
$M_r = 70.9054$	293.15	$1.88 \times 10^{-3} \pm 2\%$	Temp. range = 283.15—333.15	
	303.15	$1.50 \times 10^{-3} \pm 2\%$		
	313.15	$1.23 \times 10^{-3} \pm 2\%$		
Chlorine monoxide (Cl_2O)	273.15	$5.25 \times 10^{-1} \pm 1\%$	Experimental data	11
$M_r = 86.9048$	276.61	$4.54 \times 10^{-1} \pm 1\%$	Temp. range = 273.15—293.15	
	283.15	$4.273 \times 10^{-1} \pm 1\%$		
	293.15	$3.353 \times 10^{-1} \pm 1\%$		
Chlorine dioxide (ClO_2)	288.15	2.67×10^{-2}	$A = 7.9163$	11
$M_r = 67.4515$	293.15	2.20×10^{-2}	$B = 0.4791$	
	298.15	1.823×10^{-2}	$C = 11.0593$	
	303.15	1.513×10^{-2}	Std. dev. = $\pm 4.6\%$	
	308.15	1.259×10^{-2}	Temp. range = 283.15—333.15	
Methane (CH_4)	288.15	3.122×10^{-5}	$A = -115.6477$	12
$M_r = 16.0428$	293.15	2.806×10^{-5}	$B = 155.5756$	
	298.15	2.552×10^{-5}	$C = 65.2553$	
	303.15	2.346×10^{-5}	$D = -6.1698$	
	308.15	2.180×10^{-5}	Std. dev. = $\pm 0.056\%$	
			Temp. range = 273.15—328.15	
Ethane (C_2H_6)	288.15	4.556×10^{-5}	$A = -90.8225$	13
$M_r = 30.0696$	293.15	3.907×10^{-5}	$B = 126.9559$	
	298.15	3.401×10^{-5}	$C = 34.7413$	
	303.15	3.002×10^{-5}	Std. dev. = $\pm 0.13\%$	
	308.15	2.686×10^{-5}	Temp. range = 273.15—323.15	
Propane (C_3H_8)	288.15	3.813×10^{-5}	$A = -102.044$	14
$M_r = 44.097$	293.15	3.200×10^{-5}	$B = 144.345$	
	298.15	2.732×10^{-5}	$C = 39.4740$	
	303.15	2.370×10^{-5}	Std. dev. = $\pm 0.012\%$	
	308.15	2.088×10^{-5}	Temp. range = 273.15—347.15	
Butane (C_4H_{10})	288.15	3.274×10^{-5}	$A = -102.029$	14
$M_r = 58.123$	293.15	2.687×10^{-5}	$B = 146.040$	
	298.15	2.244×10^{-5}	$C = 38.7599$	
	303.15	1.906×10^{-5}	Std. dev. = $\pm 0.026\%$	
	308.15	1.645×10^{-5}	Temp. range = 273.15—349.15	
2-Methyl propane (Isobutane)	288.15	2.333×10^{-5}	$A = -129.714$	14
(C_4H_{10})	293.15	1.947×10^{-5}	$B = 183.044$	
$M_r = 58.123$	298.15	1.659×10^{-5}	$C = 53.4651$	
	303.15	1.443×10^{-5}	Std. dev. = $\pm 0.034\%$	
	308.15	1.278×10^{-5}	Temp. range = 278.15—318.15	

References

- C. L. Young, Ed., *IUPAC Solubility Data Series*, Vol. 5/6, Hydrogen and Deuterium, Pergamon Press, Oxford, England, 1981.
- H. L. Clever, Ed., *IUPAC Solubility Data Series*, Vol. 1, Helium and Neon, Pergamon Press, Oxford, England, 1979.
- H. L. Clever, Ed., *IUPAC Solubility Data Series*, Vol. 4, Argon, Pergamon Press, Oxford, England, 1980.
- H. L. Clever, Ed., *IUPAC Solubility Data Series*, Vol. 2, Krypton, Xenon and Radon, Pergamon Press, Oxford, England, 1979.
- R. Battino, Ed., *IUPAC Solubility Data Series*, Vol. 7, Oxygen and Ozone, Pergamon Press, Oxford, England, 1981.
- R. Battino, Ed., *IUPAC Solubility Data Series*, Vol. 10, Nitrogen and Air, Pergamon Press, Oxford, England, 1982.
- C. L. Young, Ed., *IUPAC Solubility Data Series*, Vol. 8, Oxides of Nitrogen, Pergamon Press, Oxford, England, 1981.
- R. W. Cargill, Ed., *IUPAC Solubility Data Series*, Vol. 43, Carbon Monoxide, Pergamon Press, Oxford, England, 1990.
- R. Crovetto, Evaluation of Solubility Data for the System $\text{CO}_2\text{-H}_2\text{O}$, *J. Phys. Chem. Ref. Data*, 20, 575, 1991.

10. P. G. T. Fogg and C. L. Young, Eds., *IUPAC Solubility Data Series*, Vol. 32, Hydrogen Sulfide, Deuterium Sulfide, and Hydrogen Selenide, Pergamon Press, Oxford, England, 1988.
11. C. L. Young, Ed., *IUPAC Solubility Data Series*, Vol. 12, Sulfur Dioxide, Chlorine, Fluorine and Chlorine Oxides, Pergamon Press, Oxford, England, 1983.
12. H. L. Clever and C. L. Young, Eds., *IUPAC Solubility Data Series*, Vol. 27/28, Methane, Pergamon Press, Oxford, England, 1987.
13. W. Hayduk, Ed., *IUPAC Solubility Data Series*, Vol. 9, Ethane, Pergamon Press, Oxford, England, 1982.
14. W. Hayduk, Ed., *IUPAC Solubility Data Series*, Vol. 24, Propane, Butane and 2-Methylpropane, Pergamon Press, Oxford, England, 1986.

SOLUBILITY OF CARBON DIOXIDE IN WATER AT VARIOUS TEMPERATURES AND PRESSURES

The solubility of CO₂ in water, expressed as mole fraction of CO₂ in the liquid phase, is given for pressures up to atmospheric and temperatures of 0 to 100°C. Note that 1 standard atmosphere equals 101.325 kPa. The references give data over a wider range of temperature and pressure. The estimated accuracy is about 2%.

References

1. Carroll, J. J., Slupsky, J. D., and Mather, A. E., *J. Phys. Chem. Ref. Data*, 20, 1201, 1991.
2. Fernandez-Prini, R. and Crovetto, R., *J. Phys. Chem. Ref. Data*, 18, 1231, 1989.
3. Crovetto, R., *J. Phys. Chem. Ref. Data*, 20, 575, 1991.

1000 × mole fraction of CO ₂ in liquid phase							
Partial pressure of CO ₂ in kPa							
<i>t</i> /°C	5	10	20	30	40	50	100
0	0.067	0.135	0.269	0.404	0.538	0.671	1.337
5	0.056	0.113	0.226	0.338	0.451	0.564	1.123
10	0.048	0.096	0.191	0.287	0.382	0.477	0.950
15	0.041	0.082	0.164	0.245	0.327	0.409	0.814
20	0.035	0.071	0.141	0.212	0.283	0.353	0.704
25	0.031	0.062	0.123	0.185	0.247	0.308	0.614
30	0.027	0.054	0.109	0.163	0.218	0.271	0.541
35	0.024	0.048	0.097	0.145	0.193	0.242	0.481
40	0.022	0.043	0.087	0.130	0.173	0.216	0.431
45	0.020	0.039	0.078	0.117	0.156	0.196	0.389
50	0.018	0.036	0.071	0.107	0.142	0.178	0.354
55	0.016	0.033	0.065	0.098	0.131	0.163	0.325
60	0.015	0.030	0.060	0.090	0.121	0.150	0.300
65	0.014	0.028	0.056	0.084	0.112	0.140	0.279
70	0.013	0.026	0.052	0.079	0.105	0.131	0.261
75	0.012	0.025	0.049	0.074	0.099	0.123	0.245
80	0.012	0.023	0.047	0.070	0.093	0.116	0.232
85	0.011	0.022	0.044	0.067	0.089	0.111	0.221
90	0.011	0.021	0.042	0.064	0.085	0.106	0.211
95	0.010	0.020	0.041	0.061	0.082	0.102	0.203
100	0.010	0.020	0.039	0.059	0.079	0.098	0.196

AQUEOUS SOLUBILITY AND HENRY'S LAW CONSTANTS OF ORGANIC COMPOUNDS

The solubility in water of over 1200 organic compounds, including many compounds of environmental interest, is tabulated here. Values are given at ambient temperature (usually 20°C or 25°C) and at higher temperatures when data are available. Solids, liquids, and gases are included; additional data on gases can be found in the table "Solubility of Selected Gases in Water" in Section 8.

Solubility of solids is defined as the concentration of the compound in a solution that is in equilibrium with the solid phase at the specified temperature and one atmosphere pressure. For liquids whose water mixtures separate into two phases, the solubility given here is the concentration of the specified compound in the water-rich phase at equilibrium. In the case of gases (i.e., compounds whose vapor pressure at the specified temperature exceeds one atmosphere) the solubility is defined here as the concentration in the water phase when the partial pressure of the compound above the solution is 101.325 kPa (1 atm). Values for gases are marked with ^a.

The primary solubility values in this tables are expressed as mass percent of solute, $S = 100w_2$, where the mass fraction w_2 is defined as

$$w_2 = m_2/(m_1 + m_2),$$

where m_2 is the mass of solute and m_1 the mass of water. For convenience, the solubility expressed in grams of solute per liter of solution is tabulated in the adjacent column to mass percent. The conversion between these two measures involves the density of the solution, which usually is not readily available. For compounds with low solubility (say, $S < 1\%$), the error from approximating the density is generally less than the uncertainty in the experimental solubility measurement, so that little accuracy is lost in the conversion. However, this may not be true for more soluble compounds; for that reason, some values in the table are indicated as approximate (~).

The mass fraction w_2 is related to other common measures of solubility as follows:

Molality: $m_2 = 1000 w_2/M_2(1-w_2)$

Molarity: $c_2 = 1000\rho w_2/M_2$

Mole fraction: $x_2 = (w_2/M_2)/\{(w_2/M_2) + (1-w_2)/M_1\}$

Mass of solute per 100 g of H₂O: $r_2 = 100w_2/(1-w_2)$

Mass of solute per liter of solution: $1000\rho w_2$

Here M_2 is the molar mass of the solute, $M_1 = 18.015$ g/mol is the molar mass of water, and ρ is the density of the solution in g/mL.

Data have been selected from evaluated sources wherever possible, in particular the *IUPAC Solubility Data Series* (References 1,2,3,4,35,36,38,39). Many values come from experimental measurements reported in the *Journal of Chemical and Engineering Data* and the *Journal of Chemical Thermodynamics*, as well as critical review papers in the *Journal of Physical and Chemical Reference Data*. The primary source for each value is listed in the column following the solubility values. The user is cautioned that

wide variations of data are found in the literature for the lower solubility compounds.

The table also contains values of the Henry's Law constant k_H , which provides a measure of the partition of a substance between the atmosphere and the aqueous phase. Here k_H is defined as the limit of p_2/c_2 as the concentration approaches zero, where p_2 is the partial pressure of the solute above the solution and c_2 is the concentration in the solution at equilibrium (other formulations of Henry's Law are often used; see Reference 5). The values of k_H listed here are based on direct experimental measurement whenever available, but many of them are simply calculated as the ratio of the pure compound vapor pressure to the solubility. This approximation is reliable only for compounds of very low solubility. In fact, values of k_H found in the literature frequently differ by a factor of two or three, and variations over an order of magnitude are not unusual (Reference 5). Therefore the data given here should be taken only as a rough indication of the true Henry's Law constant, which is difficult to measure precisely.

All values of k_H refer to 25°C. If the vapor pressure of the compound at 25°C is greater than one atmosphere, it can be assumed that the k_H value has been calculated as $101.325/c_2$ kPa m³/mol. The source of the Henry's Law data is given in the last column. The air-water partition coefficient (i.e., ratio of air concentration to water concentration when both are expressed in the same units) is equal to k_H/RT or $k_H/2.48$ in the units used here.

Compounds are listed by molecular formula following the Hill convention. To locate a compound by name or CAS Registry Number when the molecular formula is not known, use the table "Physical Constants of Organic Compounds" in Section 3 and its indexes to determine the molecular formula.

References

1. *Solubility Data Series, International Union of Pure and Applied Chemistry, Vol. 15*, Pergamon Press, Oxford, 1982.
2. *Solubility Data Series, International Union of Pure and Applied Chemistry, Vol. 20*, Pergamon Press, Oxford, 1985.
3. *Solubility Data Series, International Union of Pure and Applied Chemistry, Vol. 37*, Pergamon Press, Oxford, 1988.
4. *Solubility Data Series, International Union of Pure and Applied Chemistry, Vol. 38*, Pergamon Press, Oxford, 1988.
5. Mackay, D., and Shiu, W. Y., *J. Phys. Chem. Ref. Data*, 10, 1175, 1981.
6. Pearlman, R. S., and Yalkowsky, S. H., *J. Phys. Chem. Ref. Data*, 13, 975, 1984.
7. Shiu, W. Y., and Mackay, D., *J. Phys. Chem. Ref. Data*, 15, 911, 1986.
8. Varhanickova, D., Lee, S. C., Shiu, W. Y., and Mackay, D., *J. Chem. Eng. Data*, 40, 620, 1995.
9. Miller, M. M., Ghodbane, S., Wasik, S. P., Tewari, Y. B., and Martire, D. E., *J. Chem. Eng. Data*, 29, 184, 1984.
10. Riddick, J. A., Bunger, W. B., and Sakano, T. K., *Organic Solvents, Fourth Edition*, John Wiley & Sons, New York, 1986.
11. Mackay, D., Shiu, W. Y., and Ma, K. C., *Illustrated Handbook of Physical-Chemical Properties and Environmental Fate for Organic Chemicals, Vol. I*, Lewis Publishers/CRC Press, Boca Raton, FL, 1992.
12. Mackay, D., Shiu, W. Y., and Ma, K. C., *Illustrated Handbook of Physical-Chemical Properties and Environmental Fate for Organic Chemicals, Vol. II*, Lewis Publishers/CRC Press, Boca Raton, FL, 1992.
13. Mackay, D., Shiu, W. Y., and Ma, K. C., *Illustrated Handbook of Physical-Chemical Properties and Environmental Fate for Organic Chemicals, Vol. III*, Lewis Publishers/CRC Press, Boca Raton, FL, 1993.

14. Horvath, A. L., *Halogenated Hydrocarbons*, Marcel Dekker, New York, 1982.
15. Howard, P. H., *Handbook of Environmental Fate and Exposure Data for Organic Chemicals, Vol. I*, Lewis Publishers/CRC Press, Boca Raton, FL, 1989.
16. Howard, P. H., *Handbook of Environmental Fate and Exposure Data for Organic Chemicals, Vol. II*, Lewis Publishers/CRC Press, Boca Raton, FL, 1990.
17. Banergee, S., Yalkowsky, S. H., and Valvani, S. C., *Environ. Sci. Technol.*, 14, 1227, 1980.
18. Gevantman, L., in *CRC Handbook of Chemistry and Physics, 84th Edition*, p. 8-88, CRC Press, Boca Raton, FL, 2003.
19. Wilhelm, E., Battino, R., and Wilcock, R. J., *Chem. Rev.* 77, 219, 1977.
20. Stephenson, R. M., *J. Chem. Eng. Data*, 37, 80, 1992.
21. Stephenson, R. M., Stuart, J., and Tabak, M., *J. Chem. Eng. Data*, 29, 287, 1984.
22. Shiu, W.-Y., and Ma, K.-C., *J. Phys. Chem. Ref. Data*, 29, 41, 2000.
23. Lun, R., Varhanickova, D., Shiu, W.-Y., and Mackay, D., *J. Chem. Eng. Data*, 42, 951 (1997).
24. Huang, G.-L., Xiao, H., Chi, J., Shiu, W.-Y., and Mackay, D., *J. Chem. Eng. Data*, 45, 411, 2000.
25. Horvath, A. L., Getzen, F. W., and Maczynska, Z., *J. Phys. Chem. Ref. Data*, 28, 395, 2000 [IUPAC No. 67].
26. Dawson, R. M. C., Elliott, D. C., Elliott, W. H., and Jones, K. M., *Data for Biochemical Research*, Third Edition, Clarendon Press, Oxford, 1986.
27. Stephen, H., and Stephen, T., *Solubilities of Organic and Inorganic Compounds*, MacMillan, New York, 1963.
28. Shiu, W.-Y., and Mackay, D., *J. Chem. Eng. Data*, 42, 27, 1997.
29. Hinz, H.-J., ed., *Thermodynamic Data for Biochemistry and Biotechnology*, Springer-Verlag, Berlin, 1986.
30. Budavari, S., ed., *The Merck Index, Twelfth Edition*, Merck & Co., Rahway, NJ, 1996.
31. Bamford, H. A., Poster, D. L., and Baker, J. E., *J. Chem. Eng. Data*, 45, 1069, 2000.
32. Lide, D. R., and Milne, G. W. A., *Handbook of Data on Organic Compounds, Third Edition*, CRC Press, Boca Raton, FL, 1994.
33. Apelblat, A., and Manzurola, E., *J. Chem. Thermodynamics* 21, 1005, 1989.
34. Apelblat, A., and Manzurola, E., *J. Chem. Thermodynamics* 22, 289, 1990.
35. Horvath, A. L., and Getzen, F. W., *J. Phys. Chem. Ref. Data* 28, 649, 1999 [IUPAC No. 68].
36. Sazonov, V. P., Marsh, K. N., and Hefter, G. T., *J. Phys. Chem. Ref. Data* 29, 1165, 2000 [IUPAC No. 71].
37. Verbruggen, E. M. J., Hermens, J. L. M., and Tolls, J., *J. Phys. Chem. Ref. Data* 29, 1435, 2000.
38. Sazonov, V. P., Shaw, D. G., and Marsh, K. N., *J. Phys. Chem. Ref. Data* 31, 1, 2002 [IUPAC No. 77].
39. Sazonov, V. P., and Shaw, D. G., *J. Phys. Chem. Ref. Data* 31, 989, 2002 [IUPAC No. 78].
40. Yalkowsky, S. H., and He, Y., *Handbook of Aqueous Solubility Data*, CRC Press, Boca Raton, FL, 2003.
41. Shiu, W.-Y., and Ma, K.-C., *J. Phys. Chem. Ref. Data* 29, 387, 2000.

Mol. formula	Name	Mol. wt.	t/°C	Solubility S			Henry Const. k_H	
				Mass%	g/L	Ref.	kPa m ³ mol ⁻¹	Ref.
CBrF ₃	Bromotrifluoromethane	148.910	25	0.032 ^a	0.32 ^a	14		
CBr ₃ F	Tribromofluoromethane	270.721	25	0.040	0.40	14		
CBr ₄	Tetrabromomethane	331.627	30	0.024	0.24	14		
CClF ₃	Chlorotrifluoromethane	104.459	25	0.009 ^a	0.09 ^a	10	6.9	13
CClN	Cyanogen chloride	61.471	0	5.7	60	40		
CCl ₂ F ₂	Dichlorodifluoromethane	120.914	20	0.028 ^a	0.28 ^a	5	41	13
CCl ₃ F	Trichlorofluoromethane	137.368	20	0.11	1.1	5	10.2	13
CCl ₃ NO ₂	Trichloronitromethane	164.376	0	0.227	2.27	40		
			25	0.162	1.62	40		
CCl ₄	Tetrachloromethane	153.823	25	0.065	0.65	20	2.99	13
			75	0.115	11.5	20	2.99	13
CF ₄	Tetrafluoromethane	88.005	25	0.00187 ^a	0.0187 ^a	19		
CHBrCl ₂	Bromodichloromethane	163.829	30	0.300	3.00	40		
CHBr ₂ Cl	Chlorodibromomethane	208.280	30	0.251	2.51	40		
CHBr ₃	Tribromomethane	252.731	25	0.30	3.0	5	0.047	13
CHClF ₂	Chlorodifluoromethane	86.469	25	0.30 ^a	3.0 ^a	10	3.0	13
CHCl ₂ F	Dichlorofluoromethane	102.923	25	0.95 ^a	9.5 ^a	10		
CHCl ₃	Trichloromethane	119.378	25	0.80	8.0	20	0.43	13
			59	0.79	7.9	20	0.43	13
CHF ₃	Trifluoromethane	70.014	25	0.09 ^a	0.9 ^a	14		
CHI ₃	Triiodomethane	393.732	25	0.012	0.12	14		
CH ₂ BrCl	Bromochloromethane	129.384	25	1.7	17	10	0.18	13
CH ₂ Br ₂	Dibromomethane	173.835	20	1.28	11.5	20	0.086	13
			90	1.51	15.3	20		
CH ₂ ClF	Chlorofluoromethane	68.478	25	1.05 ^a	10.6 ^a	14		
CH ₂ Cl ₂	Dichloromethane	84.933	25	1.73	17.6	20	0.30	13
CH ₂ I ₂	Diiodomethane	267.836	30	0.124	1.24	10	0.032	13
CH ₃ Br	Bromomethane	94.939	20	1.80 ^a	18.3 ^a	5	0.63	13
CH ₃ Cl	Chloromethane	50.488	25	0.535 ^a	5.35 ^a	5	0.98	13
CH ₃ F	Fluoromethane	34.033	30	0.177 ^a	1.77 ^a	5		
CH ₃ I	Iodomethane	141.939	20	1.4	14	10	0.54	13
CH ₃ NO ₂	Nitromethane	61.041	0	9.2	101	36		

Mol. formula	Name	Mol. wt.	<i>t</i> /°C	Solubility <i>S</i>			Henry Const. <i>k_H</i>	
				Mass%	g/L	Ref.	kPa m ³ mol ⁻¹	Ref.
			25	11.0	~125	36		
			50	14.8	~175	36		
CH ₄	Methane	16.043	25	0.00227 ^a	0.0227 ^a	18	67.4	5
CH ₄ N ₂ O	Urea	60.055	5	44		26		
			25	54.4		26		
CH ₄ N ₂ S	Thiourea	76.121	20	10.6	~120	40		
			80	~37	580	40		
CH ₄ N ₄ O ₂	Nitroguanidine	104.069	25	1.2	12	40		
CO	Carbon monoxide	28.010	25	0.00276 ^a	0.0276 ^a	18		
CO ₂	Carbon dioxide	44.010	25	0.1501	1.501	18		
CS ₂	Carbon disulfide	76.141	20	0.210	2.10	10		
C ₂ Br ₂ F ₄	1,2-Dibromotetrafluoroethane	259.823	25	0.00030	0.0030	25		
C ₂ ClF ₅	Chloropentafluoroethane	154.466	25	0.006 ^a	0.06 ^a	10	260	13
C ₂ Cl ₂ F ₄	1,2-Dichloro-1,1,2,2-tetrafluoroethane	170.921	25	0.013 ^a	0.13 ^a	10	127	13
C ₂ Cl ₃ F ₃	1,1,2-Trichloro-1,2,2-trifluoroethane	187.375	25	0.017	0.17	25	32	13
C ₂ Cl ₄	Tetrachloroethene	165.833	0	0.0273	0.24	20		
			20	0.0286	0.21	20	1.73	13
			80	0.0380	0.20	20		
C ₂ Cl ₄ F ₂	1,1,2,2-Tetrachloro-1,2-difluoroethane	203.830	27	0.016	0.16	25		
C ₂ Cl ₆	Hexachloroethane	236.739	25	0.005	0.05	25	0.85	13
C ₂ F ₄	Tetrafluoroethene	100.015	25	0.0158 ^a	0.158 ^a	19		
C ₂ HBrClF ₃	2-Bromo-2-chloro-1,1,1-trifluoroethane	197.381	10	0.52	5.2	25		
			25	0.41	4.1	25		
			40	0.40	4.0	25		
C ₂ HCl ₂ F ₃	2,2-Dichloro-1,1,1-trifluoroethane	152.930	25	0.46	4.6	25		
C ₂ HCl ₃	Trichloroethene	131.388	0	0.145	1.45	25		
			25	0.128	1.28	25	1.03	13
			60	0.133	1.33	25		
C ₂ HCl ₃ O	Trichloroacetaldehyde	147.387	25	~39	650	40		
C ₂ HCl ₃ O ₂	Trichloroacetic acid	163.387	25	92.3		27		
C ₂ HCl ₅	Pentachloroethane	202.294	25	0.049	0.49	25	0.25	13
C ₂ H ₂	Acetylene	26.037	25	0.1081 ^a	1.081 ^a	19		
C ₂ H ₂ Br ₂ Cl ₂	1,2-Dibromo-1,2-dichloroethane	256.751	20	0.070	0.70	25		
C ₂ H ₂ Br ₄	1,1,2,2-Tetrabromoethane	345.653	0	0.052	0.52	25		
			25	0.068	0.68	25		
			50	0.106	1.06	25		
			100	0.307	3.07	25		
C ₂ H ₂ Cl ₂	1,1-Dichloroethene	96.943	5	0.310	3.10	25		
			25	0.242	2.42	25	2.62	13
			50	0.225	2.25	25		
			90	0.355	3.55	25		
C ₂ H ₂ Cl ₂	<i>cis</i> -1,2-Dichloroethene	96.943	10	0.76	7.6	25		
			25	0.64	6.4	25	0.46	13
			40	0.66	6.6	25		
C ₂ H ₂ Cl ₂	<i>trans</i> -1,2-Dichloroethene	96.943	10	0.53	5.3	25		
			25	0.45	4.5	25	0.96	13
			40	0.41	4.1	25		
C ₂ H ₂ Cl ₂ F ₂	1,2-Dichloro-1,1-difluoroethane	134.940	24	0.49	4.9	25		
C ₂ H ₂ Cl ₄	1,1,1,2-Tetrachloroethane	167.849	0	0.120	1.20	25		
			25	0.107	1.07	25	0.24	13
			50	0.123	1.23	25		
C ₂ H ₂ Cl ₄	1,1,2,2-Tetrachloroethane	167.849	5	0.302	3.02	25		
			25	0.283	2.83	25	0.026	13
			50	0.318	3.18	25		
C ₂ H ₂ I ₂	<i>cis</i> -1,2-Diiodoethene	279.846	25	0.046	0.46	25		
C ₂ H ₂ I ₂	<i>trans</i> -1,2-Diiodoethene	279.846	25	0.015	0.15	25		
C ₂ H ₂ O ₄	Oxalic acid	90.035	20	8.69	95.1	27		
			80	45.8		27		

Mol. formula	Name	Mol. wt.	<i>t</i> /°C	Solubility <i>S</i>			Henry Const. <i>k_H</i>	
				Mass%	g/L	Ref.	kPa m ³ mol ⁻¹	Ref.
C ₂ H ₃ Br ₂ Cl	1,2-Dibromo-1-chloroethane	222.306	20	0.060	0.60	25		
C ₂ H ₃ Br ₃	1,1,2-Tribromoethane	266.757	20	0.050	0.50	25		
C ₂ H ₃ Cl	Chloroethene	62.498	25	0.27 ^a	2.7 ^a	5	2.68	13
C ₂ H ₃ Cl ₂ F	1,1-Dichloro-1-fluoroethane	116.949	25	0.042	0.42	25		
C ₂ H ₃ Cl ₃	1,1,1-Trichloroethane	133.404	0	0.134	1.34	25		
			25	0.129	1.29	25	1.76	13
			50	0.138	1.38	25		
C ₂ H ₃ Cl ₃	1,1,2-Trichloroethane	133.404	0	0.425	4.25	25		
			25	0.459	4.59	25	0.092	13
			50	0.536	5.36	25		
C ₂ H ₃ N	Acetonitrile	41.052	-3	40.5		39		
			-10	31.7		39		
C ₂ H ₃ NS	Methyl isothiocyanate	73.117	20	0.75	7.6	40		
C ₂ H ₄	Ethylene	28.053	25	0.01336 ^a	0.1336 ^a	19	21.7	5
C ₂ H ₄ BrCl	1-Bromo-2-chloroethane	143.410	30	0.683	6.83	25		
C ₂ H ₄ Br ₂	1,2-Dibromoethane	187.861	20	0.412	3.1	20		
			50	0.493	3.9	20	0.066	13
			80	0.572	5.4	20		
C ₂ H ₄ Cl ₂	1,1-Dichloroethane	98.959	0	0.62	6.2	25		
			25	0.50	5.0	25	0.63	13
			50	0.50	5.0	25		
C ₂ H ₄ Cl ₂	1,2-Dichloroethane	98.959	0	0.92	9.2	25		
			25	0.86	8.6	25	0.14	13
			50	1.05	10.6	25		
			100	2.17	22.1	25		
C ₂ H ₄ N ₄	Cyanoguanidine	84.080	25	3.8	40	40		
C ₂ H ₄ N ₄	1 <i>H</i> -1,2,4-Triazol-3-amine	84.080	23	22		26		
C ₂ H ₄ O ₂	Methyl formate	60.052	25	23		10		
C ₂ H ₄ O ₃	Glycolic acid	76.051	25	71.21		34		
			55	77.95		34		
C ₂ H ₅ Br	Bromoethane	108.965	0	1.05	10.6	25		
			25	0.90	9.0	25	1.23	13
C ₂ H ₅ Cl	Chloroethane	64.514	0	0.45	4.5	25		
			25	0.67	6.7	25	1.02	13
C ₂ H ₅ F	Fluoroethane	48.059	25	0.216 ^a	2.16 ^a	14		
C ₂ H ₅ I	Iodoethane	155.965	0	0.44	4.4	25		
			25	0.40	4.0	25	0.52	13
C ₂ H ₅ N	Ethyleneimine	43.068	20	0.90	9.12	40		
C ₂ H ₅ NO	Acetamide	59.067	20	40.8		10		
C ₂ H ₅ NO ₂	Nitroethane	75.067	25	4.4	46	38		
			50	5.3	56	38		
C ₂ H ₅ NO ₂	Methyl carbamate	75.067	15	69		27		
C ₂ H ₅ NO ₂	Glycine	75.067	25	20.06		26		
C ₂ H ₅ NS	Thioacetamide	75.133	25	12.3	140	40		
C ₂ H ₅ N ₃ O ₂	<i>N</i> -Methyl- <i>N</i> -nitrosourea	103.080	14	2.3	24	40		
C ₂ H ₅ N ₃ O ₂	Imidodicarbonic diamide	103.080	15	1.5	15	40		
C ₂ H ₆	Ethane	30.069	25	0.00568 ^a	0.0568 ^a	18	50.6	5
C ₂ H ₆ O	Dimethyl ether	46.068	24	35.3 ^a		10	0.077	13
C ₂ H ₆ OS	Dimethyl sulfoxide	78.133	25	25.3		10		
C ₂ H ₆ O ₄ S	Dimethyl sulfate	126.132	18	2.7	28	27		
C ₂ H ₆ S	Dimethyl sulfide	62.134	25	2	20	10		
C ₂ H ₇ AsO ₂	Dimethylarsinic acid	137.998	25	~41	684	40		
C ₂ N ₂	Cyanogen	52.034	25	0.8	8	30		
C ₃ Br ₂ F ₆	1,2-Dibromo-1,1,2,3,3,3-hexafluoropropane	309.830	21	0.0068	0.068	35		
C ₃ Cl ₂ F ₆	1,2-Dichloro-1,1,2,3,3,3-hexafluoropropane	220.928	21	0.0096	0.096	35		
C ₃ Cl ₃ F ₅	1,1,1-Trichloro-2,2,3,3,3-pentafluoropropane	237.383	21	0.0058	0.058	35		

Mol. formula	Name	Mol. wt.	<i>t</i> /°C	Solubility <i>S</i>			Henry Const. <i>k</i> _H	
				Mass%	g/L	Ref.	kPa m ³ mol ⁻¹	Ref.
C ₃ Cl ₄ F ₄	1,1,1,3-Tetrachloro-2,2,3,3-tetrafluoropropane	253.838	21	0.0052	0.052	35		
C ₃ Cl ₆	Hexachloropropene	248.750	20	0.00118	0.0118	35		
C ₃ F ₆	Perfluoropropene	150.022	25	0.0194 ^a	0.194 ^a	14		
C ₃ F ₈	Perfluoropropane	188.019	15	0.0015 ^a	0.015 ^a	14		
C ₃ H ₂ N ₂	Malononitrile	66.061	20	10.6	118	40		
C ₃ H ₃ N	Acrylonitrile	53.063	20	7.35	79.3	10		
C ₃ H ₃ NOS ₂	2-Thioxo-4-thiazolidinone	133.192	25	0.225	2.25	40		
C ₃ H ₃ N ₃ O ₃	Cyanuric acid	129.074	25	0.259	2.59	40		
C ₃ H ₄	Propyne	40.064	25	0.364 ^a	3.64 ^a	5	1.11	5
C ₃ H ₄ ClF ₃	3-Chloro-1,1,1-trifluoropropane	132.512	20	0.133	1.33	35		
C ₃ H ₄ Cl ₂	<i>cis</i> -1,3-Dichloropropene	110.970	20	0.27	2.7	5	0.24	5
C ₃ H ₄ Cl ₂	<i>trans</i> -1,3-Dichloropropene	110.970	20	0.28	2.8	5	0.18	5
C ₃ H ₄ Cl ₂	2,3-Dichloropropene	110.970	25	0.215	2.15	5	0.36	5
C ₃ H ₄ N ₂ O	2-Cyanoacetamide	84.076	20	11.5	130	40		
C ₃ H ₄ N ₂ O ₂	2,4-Imidazolidinedione	100.076	25	3.93	40.9	29		
C ₃ H ₄ O	Acrolein	56.063	20	20.8		10		
C ₃ H ₄ O ₄	Malonic acid	104.062	0	37.9		26		
			20	42.4		26		
			50	48.1		26		
C ₃ H ₅ Br	3-Bromopropene	120.976	25	0.38	3.8	35		
C ₃ H ₅ Br ₂ Cl	1,2-Dibromo-3-chloropropane	236.333	20	0.123	1.23	35		
C ₃ H ₅ Cl	3-Chloropropene	76.525	25	0.40	4.0	35	1.10	5
			50	0.13	1.3	35		
C ₃ H ₅ ClO	Epichlorohydrin	92.524	20	6.58	70.4	10	0.003	13
			65	7.2	77.9	40		
C ₃ H ₅ Cl ₃	1,2,3-Trichloropropane	147.431	10	0.14	1.4	35		
			25	0.20	2.0	35	0.038	13
C ₃ H ₅ N	Propanenitrile	55.079	25	10.3	~115	10		
C ₃ H ₅ NO	Acrylamide	71.078	20	~27	371	40		
C ₃ H ₅ N ₃ O ₉	Trinitroglycerol	227.087	25	0.13	1.3	40		
			80	0.34	3.4	40		
C ₃ H ₆	Propene	42.080	25	0.0200 ^a	0.200 ^a	5	21.3	5
C ₃ H ₆	Cyclopropane	42.080	25	0.0484 ^a	0.484 ^a	19		
C ₃ H ₆ BrCl	1-Bromo-3-chloropropane	157.437	25	0.223	2.23	35		
C ₃ H ₆ Br ₂	1,2-Dibromopropane	201.888	25	0.143	1.43	10		
C ₃ H ₆ Br ₂	1,3-Dibromopropane	201.888	25	0.169	1.69	35		
C ₃ H ₆ Cl ₂	1,2-Dichloropropane, (±)-	112.986	5	0.270	2.70	35		
			25	0.274	2.74	35	0.29	13
			40	0.297	2.97	35		
C ₃ H ₆ Cl ₂	1,3-Dichloropropane	112.986	5	0.218	2.18	35		
			25	0.280	2.80	35		
C ₃ H ₆ N ₆	1,3,5-Triazine-2,4,6-triamine	126.120	20	0.323	3.23	40		
			95	4.2	44	40		
C ₃ H ₆ N ₆ O ₆	Hexahydro-1,3,5-trinitro-1,3,5-triazine	222.116	25	0.0060	0.060	17		
C ₃ H ₆ O	Propanal	58.079	25	30.6		10		
C ₃ H ₆ O	Methyloxirane	58.079	20	40.5		10	0.0087	13
C ₃ H ₆ O ₂	Ethyl formate	74.079	25	11.8	~135	10		
C ₃ H ₆ O ₂	Methyl acetate	74.079	20	24.5		10		
C ₃ H ₆ O ₃	1,3,5-Trioxane	90.078	25	17.4	~210	30		
C ₃ H ₇ Br	1-Bromopropane	122.992	0	0.298	2.98	35		
			25	0.234	2.34	35	3.8	13
C ₃ H ₇ Br	2-Bromopropane	122.992	20	0.32	3.2	35	1.27	13
C ₃ H ₇ Cl	1-Chloropropane	78.541	25	0.250	2.50	35	1.41	13
C ₃ H ₇ Cl	2-Chloropropane	78.541	0	0.44	4.4	35		
			20	0.30	3.0	35		
C ₃ H ₇ ClO	1-Chloro-2-methoxyethane	94.540	20	7.79	84	20		
			70	6.31	67	20		

Mol. formula	Name	Mol. wt.	<i>t</i> /°C	Solubility <i>S</i>			Henry Const. <i>k_H</i>	
				Mass%	g/L	Ref.	kPa m ³ mol ⁻¹	Ref.
C ₃ H ₇ F	1-Fluoropropane	62.086	14	0.386 ^a	3.86 ^a	14		
C ₃ H ₇ F	2-Fluoropropane	62.086	15	0.366	3.66	14		
C ₃ H ₇ I	1-Iodopropane	169.992	0	0.114	1.14	35		
			20	0.100	1.00	35	0.93	13
C ₃ H ₇ I	2-Iodopropane	169.992	0	0.167	1.67	35		
			20	0.140	1.40	35		
C ₃ H ₇ NO ₂	1-Nitropropane	89.094	25	1.54	15.6	38		
			90	2.29	23	20		
C ₃ H ₇ NO ₂	2-Nitropropane	89.094	25	1.75	17.8	38		
			90	2.36	24	20		
C ₃ H ₇ NO ₂	Ethyl carbamate	89.094	15	48		27		
C ₃ H ₇ NO ₂	<i>L</i> -Alanine	89.094	25	14.30	~170	26		
C ₃ H ₇ NO ₂	β-Alanine	89.094	25	47.1		26		
C ₃ H ₇ NO ₂	Sarcosine	89.094	25	30.0		26		
C ₃ H ₇ NO ₃	<i>L</i> -Serine	105.093	25	20	~200	26		
C ₃ H ₇ N ₃ O ₂	<i>N</i> -Ethyl- <i>N</i> -nitrosourea	117.107	20	1.3	13	40		
C ₃ H ₇ N ₃ O ₂	Guanidinoacetic acid	117.107	25	0.5	5	26		
C ₃ H ₈	Propane	44.096	25	0.00669 ^a	0.0669 ^a	18	71.6	5
C ₃ H ₈ NO ₅ P	Glyphosate	169.074	25	1.2	12	32		
C ₃ H ₈ O ₂	Dimethoxymethane	76.095	16	24.4		10		
C ₃ H ₉ O ₄ P	Trimethyl phosphate	140.074	25	~33	500	40		
C ₄ Cl ₆	Hexachloro-1,3-butadiene	260.761	25	0.41	4.1	35		
C ₄ F ₈	Perfluorocyclobutane	200.030	21	0.014 ^a	0.14 ^a	14		
C ₄ H ₃ FN ₂ O ₂	5-Fluorouracil	130.077	22	1.10	11.1	40		
C ₄ H ₄ N ₂	Succinonitrile	80.088	25	11.5	~130	10		
C ₄ H ₄ N ₂ O ₂	Uracil	112.087	25	0.27	2.7	29		
C ₄ H ₄ O	Furan	68.074	25	1	10	10	0.54	13
C ₄ H ₄ O ₄	Maleic acid	116.073	25	44.1		26		
C ₄ H ₅ N	2-Methylacrylonitrile	67.090	20	2.57	26.3	10		
C ₄ H ₅ N	Pyrrole	67.090	25	4.5	47	10		
C ₄ H ₅ N ₃ O	Cytosine	111.102	25	0.73	7.3	29		
C ₄ H ₆	1,3-Butadiene	54.091	25	0.0735 ^a	0.735 ^a	5	20.7	13
C ₄ H ₆	1-Butyne	54.091	25	0.287 ^a	2.87 ^a	5	1.91	5
C ₄ H ₆ N ₂ O ₂	2,5-Piperazinedione	114.103	25	1.64	16.6	29		
C ₄ H ₆ N ₄ O ₃ S ₂	Acetazolamide	222.246	30	0.10	1.0	40		
C ₄ H ₆ O	<i>trans</i> -2-Butenal	70.090	20	15.6	~185	10		
C ₄ H ₆ O ₂	<i>trans</i> -2-Butenoic acid	86.090	20	7.1	76	26		
C ₄ H ₆ O ₂	Methacrylic acid	86.090	20	8.9	98	10		
C ₄ H ₆ O ₂	Vinyl acetate	86.090	20	2.0	20	10		
C ₄ H ₆ O ₂	Methyl acrylate	86.090	25	4.94	52.0	10		
C ₄ H ₆ O ₂	2,3-Butanedione	86.090	20	31.7		20		
			80	21.8		20		
C ₄ H ₆ O ₄	Succinic acid	118.089	25	7.71	83.5	27		
			100	55		27		
C ₄ H ₆ O ₄	Methylmalonic acid	118.089	0	30.1		26		
			20	40		26		
C ₄ H ₆ O ₄	Dimethyl oxalate	118.089	20	5.82	61.8	27		
C ₄ H ₆ O ₅	Diglycolic acid	134.088	24	40.03		34		
C ₄ H ₆ O ₅	Malic acid	134.088	26	59		26		
			50	59.9		34		
C ₄ H ₆ O ₆	<i>DL</i> -Tartaric acid	150.087	0	8.95	98	26		
			20	17.1	~200	26		
			100	65		26		
C ₄ H ₆ O ₆	<i>L</i> -Tartaric acid	150.087	20	58		26		
			100	77		26		
C ₄ H ₇ Br	4-Bromo-1-butene	135.003	25	0.076	0.76	35		
C ₄ H ₇ Cl	1-Chloro-2-methylpropene	90.552	25	0.916	9.16	5	0.12	5
C ₄ H ₇ ClO	3-Chloro-2-butanone	106.551	19	2.80	29	20		

Mol. formula	Name	Mol. wt.	<i>t</i> /°C	Solubility <i>S</i>			Henry Const. <i>k</i> _H	
				Mass%	g/L	Ref.	kPa m ³ mol ⁻¹	Ref.
			92	3.38	35	20		
C ₄ H ₇ N	Butanenitrile	69.106	20	3.3	34	10		
C ₄ H ₇ NO ₄	Iminodiacetic acid	133.104	5	2.32	23.7	40		
C ₄ H ₇ NO ₄	<i>L</i> -Aspartic acid	133.104	25	0.501	5.01	26		
C ₄ H ₈	1-Butene	56.107	25	0.0222 ^a	0.222 ^a	5	25.6	13
C ₄ H ₈	Isobutene	56.107	25	0.0263 ^a	0.263 ^a	5	21.6	13
C ₄ H ₈ Br ₂	1,4-Dibromobutane	215.915	25	0.035	0.35	35		
C ₄ H ₈ Cl ₂	1,1-Dichlorobutane	127.013	25	0.050	0.50	35		
C ₄ H ₈ Cl ₂	1,4-Dichlorobutane	127.013	25	0.16	1.6	35		
C ₄ H ₈ Cl ₂	2,3-Dichlorobutane, (±)-	127.013	20	0.056	0.56	35		
C ₄ H ₈ Cl ₂ O	Bis(2-chloroethyl) ether	143.012	20	1.04	10.4	20	0.003	13
			81	1.26	12.8	20		
C ₄ H ₈ N ₂ O ₂	Succinamide	116.119	50	18.4	~225	27		
C ₄ H ₈ N ₂ O ₂	Dimethylglyoxime	116.119	20	0.06	0.6	40		
C ₄ H ₈ N ₂ O ₃	<i>L</i> -Asparagine	132.118	25	2.45	25.1	26		
C ₄ H ₈ N ₂ O ₃	<i>N</i> -Glycylglycine	132.118	25	18.4	~225	29		
C ₄ H ₈ O	<i>cis</i> -2-Buten-1-ol	72.106	20	16.6	~200	10		
C ₄ H ₈ O	Ethyl vinyl ether	72.106	20	0.9	9	10		
C ₄ H ₈ O	Butanal	72.106	25	7.1	76	10		
C ₄ H ₈ O	Isobutanal	72.106	20	9.1	100	10		
C ₄ H ₈ O	2-Butanone	72.106	25	25.9		20		
			70	18.1	~220	20		
C ₄ H ₈ O ₂	2-Methylpropanoic acid	88.106	20	22.8		10		
C ₄ H ₈ O ₂	Propyl formate	88.106	22	2.05	20.9	10		
C ₄ H ₈ O ₂	Ethyl acetate	88.106	25	8.08	87.9	10		
C ₄ H ₈ O ₂	Methyl propanoate	88.106		6	6	30		
C ₄ H ₉ Br	1-Bromobutane	137.018	25	0.087	0.87	35	1.2	13
C ₄ H ₉ Br	1-Bromo-2-methylpropane	137.018	18	0.051	0.51	35		
C ₄ H ₉ Cl	1-Chlorobutane	92.567	1	0.062	0.62	35		
			25	0.087	0.87	35	1.54	13
C ₄ H ₉ Cl	2-Chlorobutane	92.567	0	0.107	1.07	35		
			25	0.092	0.92	35		
C ₄ H ₉ Cl	1-Chloro-2-methylpropane	92.567	25	0.92	9.2	35		
C ₄ H ₉ Cl	2-Chloro-2-methylpropane	92.567	15	0.29	2.9	35		
C ₄ H ₉ I	1-Iodobutane	184.018	17	0.021	0.21	10	1.87	13
C ₄ H ₉ NO	Butanamide	87.120	25	~19	230	40		
C ₄ H ₉ NO ₂	Ethyl <i>N</i> -methylcarbamate	103.120	15	69		27		
C ₄ H ₉ NO ₂	2-Methylalanine	103.120	25	12.0	~135	26		
C ₄ H ₉ NO ₂	<i>DL</i> -2-Aminobutanoic acid	103.120	25	17.4	~210	26		
C ₄ H ₉ NO ₂	<i>DL</i> -3-Aminobutanoic acid	103.120	25	55.6		26		
C ₄ H ₉ NO ₃	<i>L</i> -Threonine	119.119	25	8.93	98.0	26		
C ₄ H ₉ NO ₃	<i>L</i> -Homoserine	119.119	25	52.4		26		
C ₄ H ₉ N ₃ O ₂	Creatine	131.133	25	1.6	16	26		
C ₄ H ₁₀	Butane	58.122	25	0.00724 ^a	0.0724 ^a	18	95.9	5
C ₄ H ₁₀	Isobutane	58.122	25	0.00535 ^a	0.0535 ^a	18	120	5
C ₄ H ₁₀ NO ₃ PS	Acephate	183.166	20	~28	394	40		
C ₄ H ₁₀ N ₂ O	<i>N</i> -Nitrosodiethylamine	102.134	24	9.6	106	40		
C ₄ H ₁₀ O	1-Butanol	74.121	0	10.4	~115	1		
			25	7.4	80	1		
			50	6.4	68	1		
C ₄ H ₁₀ O	2-Butanol	74.121	10	23.9		1		
			25	18.1	~220	1		
			50	14.0	~165	1		
C ₄ H ₁₀ O	2-Methyl-1-propanol	74.121	0	11.5	~130	1		
			25	8.1	88	1	0.00273	28
			50	6.5	70	1		
C ₄ H ₁₀ O	Diethyl ether	74.121	25	6.04	64.2	10	0.088	13
C ₄ H ₁₀ O	Methyl propyl ether	74.121	25	3.5	36	30		

Mol. formula	Name	Mol. wt.	<i>t</i> /°C	Solubility <i>S</i>			Henry Const. <i>k_H</i>	
				Mass%	g/L	Ref.	kPa m ³ mol ⁻¹	Ref.
C ₄ H ₁₀ O ₄	1,2,3,4-Butanetetrol	122.120	20	38.0		27		
C ₄ H ₁₀ S	1-Butanethiol	90.187	20	0.0597	0.597	10		
C ₄ H ₁₀ S	Diethyl sulfide	90.187	25	0.307	3.07	40		
C ₄ H ₁₁ NO ₂	Diethanolamine	105.136	20	95.4		10		
C ₄ H ₁₁ NO ₃	Tris(hydroxymethyl)methylamine	121.135	25	~41	699	40		
C ₄ H ₁₂ Si	Tetramethylsilane	88.224	25	0.00196	0.0196	10		
C ₅ Cl ₈	Octachloro-1,3-pentadiene	343.678	20	0.000020	0.00020	35		
C ₅ F ₁₂	Perfluoropentane	288.035	25	0.00012	0.0012	35		
C ₅ H ₄ N ₂ O ₄	Orotic acid	156.097	18	0.18	1.8	26		
C ₅ H ₄ N ₄ O	Allopurinol	136.112	25	0.057	0.57	40		
C ₅ H ₄ N ₄ O	Hypoxanthine	136.112	25	0.070	0.70	29		
C ₅ H ₄ N ₄ O ₂	Xanthine	152.112	20	0.05	0.5	26		
C ₅ H ₄ N ₄ O ₃	Uric acid	168.111	20	0.002	0.02	26		
C ₅ H ₄ N ₄ S	1,7-Dihydro-6 <i>H</i> -purine-6-thione	152.178	25	0.0124	0.124	40		
C ₅ H ₄ O ₂	Furfural	96.085	20	8.2	89	10		
C ₅ H ₄ O ₃	2-Furancarboxylic acid	112.084	25	4.758	50.0	33		
			50	25.16		33		
C ₅ H ₅ N ₅	Adenine	135.128	25	0.104	1.04	29		
C ₅ H ₅ N ₅ O	Guanine	151.127	25	0.0068	0.068	29		
C ₅ H ₅ N ₅ O	6-Amino-1,3-dihydro-2 <i>H</i> -purin-2-one	151.127	25	0.006	0.06	26		
C ₅ H ₆	1,3-Cyclopentadiene	66.102	25	0.068	0.68	3		
C ₅ H ₆ Cl ₂ N ₂ O ₂	1,3-Dichloro-5,5-dimethyl hydantoin	197.019	20	0.050	0.50	40		
C ₅ H ₆ N ₂ OS	Methylthiouracil	142.179	25	0.0533	0.533	40		
C ₅ H ₆ N ₂ O ₂	Thymine	126.114	25	0.35	3.5	29		
C ₅ H ₆ O ₄	1-Propene-2,3-dicarboxylic acid	130.100	20	7.7	83	26		
C ₅ H ₇ NO ₂	Ethyl cyanoacetate	113.116	20	25.9		10		
C ₅ H ₇ N ₃ O	4-Amino-5-methyl-2(1 <i>H</i>)-pyrimidinone	125.129	25	0.45	4.5	26		
C ₅ H ₈	1,4-Pentadiene	68.118	25	0.056	0.56	3	12	5
C ₅ H ₈	2-Methyl-1,3-butadiene	68.118	25	0.061	0.61	3	7.78	5
			50	0.076 ^a	0.76 ^a	3		
C ₅ H ₈	1-Pentyne	68.118	25	0.157	1.57	3	2.5	5
C ₅ H ₈	Cyclopentene	68.118	25	0.054	0.54	3	6.56	13
C ₅ H ₈ N ₄ O ₃ S ₂	Methazolamide	236.273	15	0.0472	0.472	40		
C ₅ H ₈ N ₄ O ₁₂	Pentaerythritol tetranitrate	316.138	20	0.0002	0.002	40		
C ₅ H ₈ O	Cyclopentanone	84.117	20	31.0		20		
			80	24.8		20		
C ₅ H ₈ O	3,4-Dihydro-2 <i>H</i> -pyran	84.117	20	1.04	10.5	20		
			82	2.26	23	20		
C ₅ H ₈ O ₂	Ethyl acrylate	100.117	25	1.50	15.2	10		
C ₅ H ₈ O ₂	Methyl methacrylate	100.117	20	1.56	15.9	10		
C ₅ H ₈ O ₂	2,4-Pentanedione	100.117	20	16.1	~200	20		
			80	32.2		20		
C ₅ H ₈ O ₃	4-Oxopentanoic acid	116.116	10	63.6		34		
			25	83.97		34		
C ₅ H ₈ O ₄	Pentanedioic acid	132.116	25	58.3		33		
			50	78.06		33		
C ₅ H ₈ O ₄	Dimethyl malonate	132.116	19	14.9	~175	20		
			90	29.8		20		
C ₅ H ₉ ClO	5-Chloro-2-pentanone	120.577	22	4.7	49	20		
			71	13.5	~155	20		
C ₅ H ₉ NO ₂	<i>L</i> -Proline	115.131	25	61.9		26		
C ₅ H ₉ NO ₃	<i>trans</i> -4-Hydroxy- <i>L</i> -proline	131.130	25	26.5		26		
C ₅ H ₉ NO ₄	<i>DL</i> -Glutamic acid	147.130	25	2.30	23.5	29		
C ₅ H ₉ NO ₄	<i>L</i> -Glutamic acid	147.130	25	0.85	8.5	26		
C ₅ H ₁₀	1-Pentene	70.133	25	0.0148	0.148	3	40.3	5
C ₅ H ₁₀	<i>cis</i> -2-Pentene	70.133	25	0.0203	0.203	3	22.8	5
C ₅ H ₁₀	3-Methyl-1-butene	70.133	25	0.013 ^a	0.13 ^a	3	54.7	5
C ₅ H ₁₀	2-Methyl-2-butene	70.133	25	0.041	0.41	3		

Mol. formula	Name	Mol. wt.	<i>t</i> /°C	Solubility <i>S</i>			Henry Const. <i>k_H</i>	
				Mass%	g/L	Ref.	kPa m ³ mol ⁻¹	Ref.
C ₅ H ₁₀	Cyclopentane	70.133	25	0.0157	0.157	3	19.1	13
C ₅ H ₁₀ Cl ₂	1,2-Dichloropentane	141.038	25	0.029	0.29	35		
C ₅ H ₁₀ Cl ₂	1,5-Dichloropentane	141.038	19	0.02	0.2	35		
C ₅ H ₁₀ Cl ₂	2,3-Dichloropentane	141.038	25	0.029	0.29	35		
C ₅ H ₁₀ Cl ₂	2,3-Dichloro-2-methylbutane	141.038	25	0.029	0.29	35		
C ₅ H ₁₀ N ₂ O ₂ S	Methomyl	162.210	25	5.5	58	40		
C ₅ H ₁₀ N ₂ O ₃	<i>L</i> -Glutamine	146.144	25	4.0	42	26		
C ₅ H ₁₀ N ₂ S ₂	Dazomet	162.276	25	0.12	1.2	40		
C ₅ H ₁₀ O	Pentanal	86.132	25	1.2	12	40		
C ₅ H ₁₀ O	2-Pentanone	86.132	25	5.5	58	20	0.00847	28
			80	3.8	40	20	0.00847	28
C ₅ H ₁₀ O	3-Pentanone	86.132	25	4.72	49.5	20		
			80	3.16	33	20		
C ₅ H ₁₀ O	3-Methyl-2-butanone	86.132	18	6.7	72	20		
			80	3.9	41	20		
C ₅ H ₁₀ O	Tetrahydropyran	86.132	20	8.57	87.1	20		
			81	4.29	45	20		
C ₅ H ₁₀ O	2-Methyltetrahydrofuran	86.132	19	14.4	~160	20	0.67	13
			71	6.0	64	20		
C ₅ H ₁₀ O ₂	Pentanoic acid	102.132	16	3.6	37	26		
C ₅ H ₁₀ O ₂	3-Methylbutanoic acid	102.132	20	4.0	42	26		
C ₅ H ₁₀ O ₂	Isobutyl formate	102.132	22	1.0	10	10		
C ₅ H ₁₀ O ₂	Propyl acetate	102.132	20	2.3	34	10		
C ₅ H ₁₀ O ₂	Isopropyl acetate	102.132	20	2.9	30	10		
C ₅ H ₁₀ O ₂	Ethyl propanoate	102.132	20	1.92	19.6	10		
C ₅ H ₁₀ O ₂	Methyl butanoate	102.132		1.6	16	30		
C ₅ H ₁₀ O ₃	Diethyl carbonate	118.131	20	1.8	18	40		
C ₅ H ₁₀ O ₅	<i>D</i> -Xylose	150.130	25	~30	432	40		
C ₅ H ₁₁ Br	1-Bromopentane	151.045	25	0.0127	0.127	35		
C ₅ H ₁₁ Br	1-Bromo-3-methylbutane	151.045	16	0.020	0.20	35		
C ₅ H ₁₁ Cl	1-Chloropentane	106.594	5	0.020	0.20	35		
			25	0.0201	0.201	35	2.37	13
C ₅ H ₁₁ Cl	3-Chloropentane	106.594	25	0.025	0.25	35		
C ₅ H ₁₁ NO ₂	<i>L</i> -Valine	117.147	25	8.13	88.4	26		
C ₅ H ₁₁ NO ₂	<i>L</i> -Norvaline	117.147	25	9.7	107	26		
C ₅ H ₁₁ NO ₂ S	<i>L</i> -Methionine	149.212	25	5.3	56	26		
C ₅ H ₁₂	Pentane	72.149	25	0.0041	0.041	3	128	13
C ₅ H ₁₂	Isopentane	72.149	25	0.00485	0.0485	3	479	13
C ₅ H ₁₂	Neopentane	72.149	25	0.00332 ^a	0.0332 ^a	3	220	13
C ₅ H ₁₂ NO ₃ PS ₂	Cygon	229.258	20	2.6	27	40		
C ₅ H ₁₂ O	1-Pentanol	88.148	0	3.1	32	1		
			25	2.20	22.4	1		
			50	1.8	18	1		
C ₅ H ₁₂ O	2-Pentanol	88.148	25	4.3	45	21		
C ₅ H ₁₂ O	3-Pentanol	88.148	25	5.6	59	21		
C ₅ H ₁₂ O	2-Methyl-1-butanol, (±)-	88.148	25	3.0	31	3		
C ₅ H ₁₂ O	3-Methyl-1-butanol	88.148	25	2.7	28	1		
C ₅ H ₁₂ O	2-Methyl-2-butanol	88.148	25	11.0	~125	1		
C ₅ H ₁₂ O	3-Methyl-2-butanol, (±)-	88.148	25	5.6	59	1		
C ₅ H ₁₂ O	2,2-Dimethyl-1-propanol	88.148	25	3.5	36	1		
C ₅ H ₁₂ O	Methyl <i>tert</i> -butyl ether	88.148	0	8.3	37.6	20	0.070	13
			20	4.2	44	20		
			49	1.9	19	20		
C ₅ H ₁₂ O ₄	Pentaerythritol	136.147	15	5.3	56	30		
C ₆ Cl ₄ O ₂	2,3,5,6-Tetrachloro-2,5-cyclohexadiene-1,4-dione	245.875	20	0.025	0.25	40		
C ₆ Cl ₅ NO ₂	Pentachloronitrobenzene	295.335	20	0.000044	0.00044	40		
C ₆ Cl ₆	Hexachlorobenzene	284.782	25	0.0000005	0.000005	41	0.131	11

Mol. formula	Name	Mol. wt.	<i>t</i> /°C	Solubility <i>S</i>			Henry Const. <i>k_H</i>	
				Mass%	g/L	Ref.	kPa m ³ mol ⁻¹	Ref.
C ₆ F ₁₄	Perfluorohexane	338.042	25	0.0000098	0.000098	35		
C ₆ F ₁₄	Perfluoro-2-methylpentane	338.042	25	0.000017	0.00017	35		
C ₆ HCl ₅	Pentachlorobenzene	250.337	25	0.000050	0.00050	41	0.085	11
C ₆ HCl ₅ O	Pentachlorophenol	266.336	25	0.0013	0.013	24		
C ₆ H ₂ Br ₄	1,2,4,5-Tetrabromobenzene	393.696	25	0.00000434	0.0000434	2		
C ₆ H ₂ ClN ₃ O ₆	2-Chloro-1,3,5-trinitrobenzene	247.549	15	0.018	0.18	40		
C ₆ H ₂ Cl ₄	1,2,3,4-Tetrachlorobenzene	215.892	25	0.0007	0.007	41	0.144	11
C ₆ H ₂ Cl ₄	1,2,3,5-Tetrachlorobenzene	215.892	25	0.00035	0.0035	41	0.59	11
C ₆ H ₂ Cl ₄	1,2,4,5-Tetrachlorobenzene	215.892	25	0.000060	0.00060	41	0.122	11
C ₆ H ₂ Cl ₄ O	2,3,4,6-Tetrachlorophenol	231.891	25	0.017	0.17	24		
C ₆ H ₂ Cl ₄ O ₂	3,4,5,6-Tetrachloro-1,2-benzenediol	247.891	25	0.071	0.71	8		
C ₆ H ₃ Br ₃	1,2,4-Tribromobenzene	314.800	25	0.0010	0.010	2		
C ₆ H ₃ Br ₃	1,3,5-Tribromobenzene	314.800	25	0.0000789	0.000789	2		
C ₆ H ₃ Br ₃ O	2,4,6-Tribromophenol	330.799	15	0.0007	0.007	2		
C ₆ H ₃ ClN ₂ O ₄	1-Chloro-2,4-dinitrobenzene	202.552	25	0.00092	0.0092	40		
C ₆ H ₃ Cl ₂ NO ₂	1,2-Dichloro-4-nitrobenzene	192.000	20	0.0121	0.121	40		
C ₆ H ₃ Cl ₂ NO ₂	Clopyralid	192.000	20	0.1	1	40		
C ₆ H ₃ Cl ₃	1,2,3-Trichlorobenzene	181.447	25	0.0021	0.021	41	0.242	11
C ₆ H ₃ Cl ₃	1,2,4-Trichlorobenzene	181.447	25	0.0040	0.040	41	0.277	11
C ₆ H ₃ Cl ₃	1,3,5-Trichlorobenzene	181.447	25	0.0008	0.008	41	1.1	11
C ₆ H ₃ Cl ₃ O	2,4,5-Trichlorophenol	197.446	25	0.1	1	2		
C ₆ H ₃ Cl ₃ O	2,4,6-Trichlorophenol	197.446	25	0.050	0.50	24		
C ₆ H ₃ Cl ₃ O ₂	3,4,5-Trichloro-1,2-benzenediol	213.446	25	0.051	0.51	8		
C ₆ H ₃ Cl ₄ N	Nitrapyrin	230.907	20	0.0040	0.040	40		
C ₆ H ₃ N ₃ O ₆	1,3,5-Trinitrobenzene	213.104	15	0.028	0.28	40		
C ₆ H ₃ N ₃ O ₇	2,4,6-Trinitrophenol	229.104	25	1.25	12.7	40		
			90	4.9	51	40		
C ₆ H ₄ BrCl	1-Bromo-2-chlorobenzene	191.453	25	0.0124	0.124	2		
C ₆ H ₄ BrCl	1-Bromo-3-chlorobenzene	191.453	25	0.0118	0.118	2		
C ₆ H ₄ BrCl	1-Bromo-4-chlorobenzene	191.453	25	0.00442	0.0442	2		
C ₆ H ₄ BrI	1-Bromo-4-iodobenzene	282.904	25	0.000794	0.00794	2		
C ₆ H ₄ Br ₂	<i>o</i> -Dibromobenzene	235.904	25	0.00748	0.0748	2		
C ₆ H ₄ Br ₂	<i>m</i> -Dibromobenzene	235.904	25	0.0064	0.064	2		
C ₆ H ₄ Br ₂	<i>p</i> -Dibromobenzene	235.904	25	0.0020	0.020	2		
C ₆ H ₄ Br ₂ O	2,4-Dibromophenol	251.903	25	0.2	2	2		
C ₆ H ₄ ClF	1-Chloro-2-fluorobenzene	130.547	25	0.0502	0.502	40		
C ₆ H ₄ ClI	1-Chloro-2-iodobenzene	238.453	25	0.00689	0.0689	2		
C ₆ H ₄ ClI	1-Chloro-3-iodobenzene	238.453	25	0.00674	0.0674	2		
C ₆ H ₄ ClI	1-Chloro-4-iodobenzene	238.453	25	0.00311	0.0311	2		
C ₆ H ₄ ClNO ₂	1-Chloro-2-nitrobenzene	157.555	20	0.0441	0.441	40		
C ₆ H ₄ ClNO ₂	1-Chloro-3-nitrobenzene	157.555	20	0.0273	0.273	40		
C ₆ H ₄ ClNO ₂	1-Chloro-4-nitrobenzene	157.555	20	0.0453	0.453	40		
C ₆ H ₄ Cl ₂	<i>o</i> -Dichlorobenzene	147.002	0	0.0142	0.142	2		
			25	0.0147	0.147	2	0.195	28
			50	0.0212	0.212	2		
C ₆ H ₄ Cl ₂	<i>m</i> -Dichlorobenzene	147.002	10	0.0103	0.103	2		
			25	0.0120	0.120	41	0.376	11
			50	0.0165	0.165	2		
C ₆ H ₄ Cl ₂	<i>p</i> -Dichlorobenzene	147.002	10	0.00512	0.0512	2		
			25	0.0080	0.080	41	0.244	28
			50	0.0167	0.167	2		
C ₆ H ₄ Cl ₂ O	2,3-Dichlorophenol	163.001	25	0.82	8.22	40		
C ₆ H ₄ Cl ₂ O	2,4-Dichlorophenol	163.001	20	0.49	4.9	24		
C ₆ H ₄ Cl ₂ O	2,6-Dichlorophenol	163.001	25	0.262	2.62	40		
C ₆ H ₄ Cl ₂ O ₂	3,5-Dichloro-1,2-benzenediol	179.001	25	0.78	7.8	8		
C ₆ H ₄ Cl ₂ O ₂	4,5-Dichloro-1,2-benzenediol	179.001	25	1.19	12.0	8		
C ₆ H ₄ F ₂	<i>o</i> -Difluorobenzene	114.093	25	0.114	1.14	2		
C ₆ H ₄ F ₂	<i>m</i> -Difluorobenzene	114.093	25	0.114	1.14	2		

Mol. formula	Name	Mol. wt.	<i>t</i> /°C	Solubility <i>S</i>			Henry Const. <i>k_H</i>	
				Mass%	g/L	Ref.	kPa m ³ mol ⁻¹	Ref.
C ₆ H ₄ F ₂	<i>p</i> -Difluorobenzene	114.093	25	0.122	1.22	2		
C ₆ H ₄ I ₂	<i>o</i> -Diiodobenzene	329.905	25	0.00192	0.0192	2		
C ₆ H ₄ I ₂	<i>m</i> -Diiodobenzene	329.905	25	0.000185	0.00185	2		
C ₆ H ₄ I ₂	<i>p</i> -Diiodobenzene	329.905	25	0.000893	0.00893	2		
C ₆ H ₄ N ₂ O ₄	1,2-Dinitrobenzene	168.107	20	0.21	2.1	27		
C ₆ H ₄ N ₂ O ₄	1,3-Dinitrobenzene	168.107	20	2.09	21.3	27		
C ₆ H ₄ N ₂ O ₄	1,4-Dinitrobenzene	168.107	20	1.30	13.1	27		
C ₆ H ₄ N ₂ O ₅	2,4-Dinitrophenol	184.106	25	0.046	0.46	40		
			100	1.4	14	40		
C ₆ H ₄ O ₂	<i>p</i> -Benzoquinone	108.095	25	1.36	13.8	27		
C ₆ H ₅ Br	Bromobenzene	157.008	10	0.0387	0.387	2	0.250	28
			25	0.0445	0.445	2		
			40	0.0516	0.516	2		
C ₆ H ₅ BrO	4-Bromophenol	173.007	25	1.86	19.0	2		
C ₆ H ₅ Cl	Chlorobenzene	112.557	10	0.0387	0.387	2	0.32	28
			25	0.0484	0.484	41		
			50	0.0882	0.882	2		
C ₆ H ₅ ClO	2-Chlorophenol	128.556	25	2.0	20	2		
C ₆ H ₅ ClO	3-Chlorophenol	128.556	25	2.2	22	2		
C ₆ H ₅ ClO	4-Chlorophenol	128.556	25	2.7	28	2		
C ₆ H ₅ F	Fluorobenzene	96.102	19	0.170	1.70	20	0.70	11
			80	0.188	1.88	20	0.70	11
C ₆ H ₅ I	Iodobenzene	204.008	10	0.0193	0.193	2	0.078	11
			25	0.0226	0.226	2		
			45	0.0279	0.279	2		
C ₆ H ₅ NO ₂	Nitrobenzene	123.110	25	0.21	2.1	17		
C ₆ H ₅ NO ₂	3-Pyridinecarboxylic acid	123.110	20	1.8	18	40		
C ₆ H ₅ NO ₃	2-Nitrophenol	139.109	20	0.21	2.1	27		
C ₆ H ₅ NO ₃	3-Nitrophenol	139.109	20	2.14	21.9	27		
C ₆ H ₅ NO ₃	4-Nitrophenol	139.109	20	1.32	13.3	27		
C ₆ H ₅ N ₃ O ₄	2,4-Dinitroaniline	183.122	25	0.0078	0.078	40		
C ₆ H ₆	Benzene	78.112	10	0.178	1.78	3	0.557	22
			25	0.178	1.78	22		
			50	0.208	2.08	3		
C ₆ H ₆ ClN	2-Chloroaniline	127.572	25	0.876	8.76	10		
C ₆ H ₆ ClN	3-Chloroaniline	127.572	20	0.54	5.44	40		
C ₆ H ₆ ClN	4-Chloroaniline	127.572	20	0.275	2.75	40		
C ₆ H ₆ Cl ₆	1,2,3,4,5,6-Hexachlorocyclohexane, (1 α ,2 α ,3 β ,4 α ,5 α ,6 β)	290.830	25	0.00073	0.0073	40		
C ₆ H ₆ Cl ₆	1,2,3,4,5,6-Hexachlorocyclohexane, (1 α ,2 α ,3 β ,4 α ,5 β ,6 β)	290.830	25	0.00020	0.0020	40		
C ₆ H ₆ Cl ₆	1,2,3,4,5,6-Hexachlorocyclohexane, (1 α ,2 β ,3 α ,4 β ,5 α ,6 β)	290.830	25	0.000024	0.00024	40		
C ₆ H ₆ N ₂ O	3-Pyridinecarboxamide	122.124	20	~33	500	40		
C ₆ H ₆ N ₂ O ₂	2-Nitroaniline	138.124	30	1.47	14.9	27		
C ₆ H ₆ N ₂ O ₂	3-Nitroaniline	138.124	30	0.121	1.21	27		
C ₆ H ₆ N ₂ O ₂	4-Nitroaniline	138.124	30	0.073	0.73	27		
C ₆ H ₆ N ₄ O ₄	Nitrofurazone	198.137	20	0.0238	0.238	40		
C ₆ H ₆ O	Phenol	94.111	16	6.3	67	26		
			25	8.66	94.8	10		
C ₆ H ₆ O ₂	<i>p</i> -Hydroquinone	110.111	25	7.42	80.1	27		
C ₆ H ₆ O ₂	Pyrocatechol	110.111	20	31.1		27		
C ₆ H ₆ O ₂	Resorcinol	110.111	20	63.7		27		
C ₆ H ₆ O ₃	1,2,3-Benzenetriol	126.110	25	38.5		27		
C ₆ H ₆ O ₃	1,3,5-Benzenetriol	126.110	20	1.12	11.3	27		
C ₆ H ₆ O ₆	<i>trans</i> -1-Propene-1,2,3-tricarboxylic acid	174.108	25	20.9		26		
			90	52.5		26		
C ₆ H ₇ N	Aniline	93.127	25	3.38	35.0	10	14	15

Mol. formula	Name	Mol. wt.	<i>t</i> /°C	Solubility <i>S</i>			Henry Const. <i>k_H</i>	
				Mass%	g/L	Ref.	kPa m ³ mol ⁻¹	Ref.
C ₆ H ₇ NO	2-Aminophenol	109.126	20	1.92	19.6	40		
C ₆ H ₇ NO	3-Aminophenol	109.126	20	2.56	26.3	40		
			70	~24	319	40		
C ₆ H ₇ NO	4-Aminophenol	109.126	20	1.55	15.7	40		
C ₆ H ₇ NO ₃ S	4-Aminobenzenesulfonic acid	173.190	7	0.59	5.9	27		
C ₆ H ₇ N ₃ O	Isoniazid	137.139	25	11.0	123	40		
C ₆ H ₈	1,4-Cyclohexadiene	80.128	25	0.08	0.8	3	1.03	13
C ₆ H ₈ ClN	Aniline hydrochloride	129.588	15	15.1	~180	27		
C ₆ H ₈ N ₂	Hexanedinitrile	108.141	20	0.80	8.0	16		
C ₆ H ₈ N ₂	1,2-Benzenediamine	108.141	20	3.02	31.1	40		
C ₆ H ₈ N ₂	1,3-Benzenediamine	108.141	20	3.48	36.1	40		
C ₆ H ₈ N ₂	1,4-Benzenediamine	108.141	24	3.45	35.7	40		
C ₆ H ₈ N ₂ O ₂ S	4-Aminobenzenesulfonamide	172.205	20	0.71	7.14	40		
C ₆ H ₈ N ₂ O ₈	Isosorbide dinitrate	236.136	25	0.055	0.55	40		
C ₆ H ₈ O ₄	Dimethyl maleate	144.126	25	8.0	87	10		
C ₆ H ₈ O ₆	<i>L</i> -Ascorbic acid	176.124	25	25.22		33		
			50	41.00		33		
C ₆ H ₈ O ₇	Citric acid	192.124	20	59		26		
C ₆ H ₉ N ₃ O ₂	<i>L</i> -Histidine	155.154	25	4.17	43.5	26		
C ₆ H ₉ N ₃ O ₃	Metronidazole	171.153	20	0.93	9.4	40		
C ₆ H ₁₀	1,5-Hexadiene	82.143	25	0.017	0.17	3		
C ₆ H ₁₀	1-Hexyne	82.143	25	0.036	0.36	3	4.14	13
C ₆ H ₁₀	Cyclohexene	82.143	25	0.016	0.16	3	4.57	13
C ₆ H ₁₀ O	Cyclohexanone	98.142	25	8.8	96	20		
			80	6.8	73	20		
C ₆ H ₁₀ O	Mesityl oxide	98.142	20	2.89	29.8	10		
C ₆ H ₁₀ O ₃	Ethyl acetoacetate	130.141	25	12	~135	10		
C ₆ H ₁₀ O ₄	1,6-Hexanedioic acid	146.141	15	1.48	15.0	26		
			100	61.5		26		
C ₆ H ₁₀ O ₄	Dimethyl succinate	146.141	21	12.4	~140	20		
			92	17.1	~205	20		
C ₆ H ₁₀ O ₄	1,2-Ethanediol, diacetate	146.141	25	13.3	153	40		
C ₆ H ₁₀ O ₈	Galactaric acid	210.138	14	0.33	3.3	40		
C ₆ H ₁₁ NO	Cyclohexanone oxime	113.157	25	1.57	15.9	40		
C ₆ H ₁₁ NO	Caprolactam	113.157	25	84.0		10		
C ₆ H ₁₁ N ₂ O ₄ PS ₃	Methidathion	302.330	20	0.0187	0.187	40		
C ₆ H ₁₂	1-Hexene	84.159	25	0.0053	0.053	3	41.8	5
C ₆ H ₁₂	<i>trans</i> -2-Hexene	84.159	25	0.0067	0.067	3		
C ₆ H ₁₂	2-Methyl-1-pentene	84.159	25	0.0078	0.078	3	28.1	5
C ₆ H ₁₂	4-Methyl-1-pentene	84.159	25	0.0048	0.048	3	63.2	5
C ₆ H ₁₂	2,3-Dimethyl-1-butene	84.159	30	0.046	0.46	3		
C ₆ H ₁₂	Cyclohexane	84.159	25	0.0058	0.058	3	19.4	13
C ₆ H ₁₂	Methylcyclopentane	84.159	25	0.0043	0.043	3	36.7	5
C ₆ H ₁₂ N ₂ O ₃	Daminozide	160.170	25	9.1	100	40		
C ₆ H ₁₂ N ₂ O ₄ S	<i>L</i> -Lanthionine	208.235	25	0.15	1.5	26		
C ₆ H ₁₂ N ₂ O ₄ S ₂	<i>L</i> -Cystine	240.300	25	0.011	0.11	26		
C ₆ H ₁₂ N ₂ S ₃	Thiram	240.432	20	0.003	0.03	40		
C ₆ H ₁₂ N ₂ S ₄ Zn	Ziram	305.841	20	0.0065	0.065	40		
C ₆ H ₁₂ N ₄	Hexamethylenetetramine	140.186	12	44.8		27		
C ₆ H ₁₂ O	1-Hexen-3-ol	100.158	25	2.52	25.9	1		
C ₆ H ₁₂ O	4-Hexen-2-ol	100.158	25	3.81	39.6	1		
C ₆ H ₁₂ O	Butyl vinyl ether	100.158	20	0.3	3	10		
C ₆ H ₁₂ O	2-Hexanone	100.158	20	1.51	17.8	20		
			81	1.15	11.6	20		
C ₆ H ₁₂ O	4-Methyl-2-pentanone	100.158	19	1.92	17	20		
			90	1.22	12.4	20		
C ₆ H ₁₂ O	3,3-Dimethyl-2-butanone	100.158	19	1.97	18.4	20		
			90	1.14	11.5	20		

Mol. formula	Name	Mol. wt.	<i>t</i> /°C	Solubility <i>S</i>			Henry Const. <i>k_H</i>	
				Mass%	g/L	Ref.	kPa m ³ mol ⁻¹	Ref.
C ₆ H ₁₂ O	Cyclohexanol	100.158	10	4.62	48.4	1		
			25	3.8	40	1		
			40	3.30	34.1	1		
C ₆ H ₁₂ O ₂	Hexanoic acid	116.158	20	0.96	9.6	26		
			60	1.16	11.7	26		
C ₆ H ₁₂ O ₂	Isopentyl formate	116.158	22	0.3	3	27		
C ₆ H ₁₂ O ₂	Butyl acetate	116.158	20	0.68	6.8	10		
C ₆ H ₁₂ O ₂	<i>sec</i> -Butyl acetate	116.158	20	0.62	6.2	10		
C ₆ H ₁₂ O ₂	Isobutyl acetate	116.158	20	0.63	6.3	10		
C ₆ H ₁₂ O ₂	Propyl propanoate	116.158	25	0.6	6	27		
C ₆ H ₁₂ O ₂	Ethyl butanoate	116.158	20	0.49	4.9	10		
C ₆ H ₁₂ O ₃	2-Ethoxyethyl acetate	132.157		14	~165	30		
C ₆ H ₁₂ O ₃	Tetrahydro-2,5-dimethoxyfuran	132.157	21	32		20		
			90	19	~235	20		
C ₆ H ₁₂ O ₃	Paraldehyde	132.157	25	11	~125	30		
C ₆ H ₁₂ O ₆	β- <i>D</i> -Fructose	180.155	20	~31	444	40		
C ₆ H ₁₂ O ₆	<i>D</i> -Galactose	180.155	20	40.6		27		
C ₆ H ₁₂ O ₆	α- <i>D</i> -Glucose	180.155	15	45.0		27		
			30	54.6		27		
			80	81.5		27		
C ₆ H ₁₂ O ₆	<i>L</i> -Sorbitose	180.155	17	~26	355	40		
C ₆ H ₁₃ Br	1-Bromohexane	165.071	25	0.00258	0.0258	35		
C ₆ H ₁₃ Cl	1-Chlorohexane	120.620	5	0.0047	0.047	35		
			25	0.0064	0.064	35		
C ₆ H ₁₃ NO ₂	<i>L</i> -Leucine	131.173	25	2.15	22.0	26		
C ₆ H ₁₃ NO ₂	<i>L</i> -Isoleucine	131.173	25	3.31	34.2	26		
C ₆ H ₁₃ NO ₂	<i>L</i> -Norleucine	131.173	25	1.5	15	26		
C ₆ H ₁₃ NO ₂	6-Aminohexanoic acid	131.173	25	46		29		
C ₆ H ₁₃ NO ₂	Ethyl <i>N</i> -propylcarbamate	131.173	15	7.70	83.4	27		
C ₆ H ₁₄	Hexane	86.175	25	0.0011	0.011	3	183	13
			60	0.00136	0.0136	3		
C ₆ H ₁₄	2-Methylpentane	86.175	25	0.00137	0.0137	3	176	13
C ₆ H ₁₄	3-Methylpentane	86.175	25	0.00129	0.0129	3	170	13
C ₆ H ₁₄	2,2-Dimethylbutane	86.175	25	0.0021	0.021	3	199	13
C ₆ H ₁₄	2,3-Dimethylbutane	86.175	25	0.0021	0.021	3	144	13
C ₆ H ₁₄ N ₂ O ₂	<i>L</i> -Lysine	146.187	25	0.58	5.8	26		
C ₆ H ₁₄ N ₄ O ₂	<i>L</i> -Arginine	174.201	25	15.44	~185	26		
C ₆ H ₁₄ O	2-Methoxy-2-methylbutane	102.174	20	1.10	12.7	20		
			79	0.36	3.6	20		
			0	0.79	7.9	1		
C ₆ H ₁₄ O	1-Hexanol	102.174	25	0.60	6.0	1		
			50	0.51	5.1	1		
			25	1.4	14	1		
C ₆ H ₁₄ O	2-Hexanol	102.174	25	1.4	14	1		
C ₆ H ₁₄ O	3-Hexanol	102.174	25	1.6	16	1		
C ₆ H ₁₄ O	2-Methyl-1-pentanol	102.174	25	0.81	8.1	1		
C ₆ H ₁₄ O	4-Methyl-1-pentanol	102.174	25	0.76	7.6	1		
C ₆ H ₁₄ O	2-Methyl-2-pentanol	102.174	25	3.2	33	1		
C ₆ H ₁₄ O	3-Methyl-2-pentanol	102.174	25	1.9	19	1		
C ₆ H ₁₄ O	4-Methyl-2-pentanol	102.174	27	1.5	15	1		
C ₆ H ₁₄ O	2-Methyl-3-pentanol	102.174	25	2.0	20	1		
C ₆ H ₁₄ O	3-Methyl-3-pentanol	102.174	25	4.3	45	1		
C ₆ H ₁₄ O	2-Ethyl-1-butanol	102.174	25	1.0	10	1		
C ₆ H ₁₄ O	2,2-Dimethyl-1-butanol	102.174	25	0.8	8	1		
C ₆ H ₁₄ O	2,3-Dimethyl-2-butanol	102.174	25	4.2	44	1		
C ₆ H ₁₄ O	3,3-Dimethyl-2-butanol, (±)-	102.174	25	2.4	25	1		
C ₆ H ₁₄ O	Dipropyl ether	102.174	25	0.49	4.9	10	0.26	13
C ₆ H ₁₄ O	Diisopropyl ether	102.174	20	0.79	12	20	0.26	13
			61	0.22	2.2	20		

Mol. formula	Name	Mol. wt.	<i>t</i> /°C	Solubility <i>S</i>			Henry Const. <i>k_H</i>	
				Mass%	g/L	Ref.	kPa m ³ mol ⁻¹	Ref.
C ₆ H ₁₄ O	Butyl ethyl ether	102.174	20	0.65	6.5	20		
			70	0.39	3.9	20		
C ₆ H ₁₄ O ₂	1,1-Diethoxyethane	118.174	25	5	5	10		
C ₆ H ₁₄ O ₂	1,2-Diethoxyethane	118.174	20	21.0		10		
C ₆ H ₁₄ O ₆	<i>D</i> -Glucitol	182.171	20	~41	~689	40		
C ₆ H ₁₄ O ₆	<i>D</i> -Mannitol	182.171	25	17.7	~215	27		
C ₆ H ₁₅ N	Dipropylamine	101.190	20	2.5	26	10		
C ₆ H ₁₅ N	Triethylamine	101.190	20	5.5	58	10		
C ₆ H ₁₆ ClN	Triethylamine hydrochloride	137.651	25	57.8		27		
C ₆ H ₁₆ N ₂	1,6-Hexanediamine	116.204	5	~42	~711	40		
C ₇ F ₁₆	Perfluoroheptane	388.049	25	0.0000013	0.000013	35		
C ₇ H ₃ Br ₂ NO	3,5-Dibromo-4-hydroxybenzotrile	276.913	25	0.013	0.13	40		
C ₇ H ₃ N ₃ O ₈	2,4,6-Trinitrobenzoic acid	257.114	23	1.97	20.1	40		
C ₇ H ₄ ClNO ₄	3-Chloro-2-nitrobenzoic acid	201.565	25	0.047	0.47	27		
C ₇ H ₄ ClNO ₄	5-Chloro-2-nitrobenzoic acid	201.565	25	0.96	9.6	27		
C ₇ H ₄ Cl ₄ O	2,3,4,6-Tetrachloro-5-methylphenol	245.918	25	0.00061	0.0061	2		
C ₇ H ₄ N ₂ O ₆	3,5-Dinitrobenzoic acid	212.116	25	0.134	1.34	27		
C ₇ H ₄ O ₆	4-Oxo-4 <i>H</i> -pyran-2,6-dicarboxylic acid	184.103	25	1.45	14.7	27		
C ₇ H ₄ O ₇	3-Hydroxy-4-oxo-4 <i>H</i> -pyran-2,6-dicarboxylic acid	200.103	25	0.84	8.4	27		
C ₇ H ₅ BrO ₂	2-Bromobenzoic acid	201.018	25	0.185	1.85	27		
C ₇ H ₅ BrO ₂	3-Bromobenzoic acid	201.018	25	0.040	0.40	27		
C ₇ H ₅ BrO ₂	4-Bromobenzoic acid	201.018	25	0.0056	0.056	27		
C ₇ H ₅ ClO ₂	2-Chlorobenzoic acid	156.567	25	0.209	2.09	27		
C ₇ H ₅ ClO ₂	3-Chlorobenzoic acid	156.567	25	0.040	0.40	27		
C ₇ H ₅ ClO ₂	4-Chlorobenzoic acid	156.567	25	0.072	0.72	27		
C ₇ H ₅ Cl ₂ NO ₂	3-Amino-2,5-dichlorobenzoic acid	206.027	25	0.070	0.70	40		
C ₇ H ₅ Cl ₃	(Trichloromethyl)benzene	195.474	5	0.0053	0.053	10		
C ₇ H ₅ Cl ₃ O	2,4,6-Trichloro-3-methylphenol	211.473	25	0.0112	0.112	2		
C ₇ H ₅ FO ₂	2-Fluorobenzoic acid	140.112	25	0.72	7.2	27		
C ₇ H ₅ FO ₂	3-Fluorobenzoic acid	140.112	25	0.15	1.5	27		
C ₇ H ₅ FO ₂	4-Fluorobenzoic acid	140.112	25	0.12	1.2	27		
C ₇ H ₅ IO ₂	2-Iodobenzoic acid	248.018	25	0.095	0.95	27		
C ₇ H ₅ IO ₂	3-Iodobenzoic acid	248.018	25	0.016	0.16	27		
C ₇ H ₅ IO ₂	4-Iodobenzoic acid	248.018	25	0.0027	0.027	27		
C ₇ H ₅ N	Benzonitrile	103.122	25	0.2	2	10		
C ₇ H ₅ NO	Benzoxazole	119.121	20	0.834	8.34	6		
C ₇ H ₅ NO ₃	3-Nitrobenzaldehyde	151.120	25	0.16	1.6	27		
C ₇ H ₅ NO ₃	4-Nitrobenzaldehyde	151.120	25	0.23	2.3	27		
C ₇ H ₅ NO ₃ S	Saccharin	183.185	25	0.40	4.0	27		
			100	4.0	42	27		
C ₇ H ₅ NO ₄	2-Nitrobenzoic acid	167.120	25	0.55	5.58	40		
C ₇ H ₅ NO ₄	3-Nitrobenzoic acid	167.120	25	0.256	2.56	40		
C ₇ H ₅ NO ₄	4-Nitrobenzoic acid	167.120	25	0.0422	0.422	40		
C ₇ H ₅ N ₃ O ₆	2,4,6-Trinitrotoluene	227.131	20	0.012	0.12	40		
			100	0.15	1.5	40		
C ₇ H ₅ N ₅ O ₈	<i>N</i> -Methyl- <i>N</i> ,2,4,6-tetranitroaniline	287.144	20	0.0074	0.074	40		
C ₇ H ₆ ClN ₃ O ₄ S ₂	Chlorothiazide	295.724	25	0.0283	0.283	40		
C ₇ H ₆ Cl ₂	(Dichloromethyl)benzene	161.029	30	0.025	0.25	10		
C ₇ H ₆ Cl ₂ O	2,4-Dichloro-6-methylphenol	177.028	25	0.0283	0.283	2		
C ₇ H ₆ Cl ₂ O	2,6-Dichloro-4-methylphenol	177.028	25	0.0673	0.673	2		
C ₇ H ₆ N ₂	1 <i>H</i> -Benzimidazole	118.136	20	0.201	2.01	6		
C ₇ H ₆ N ₂	1 <i>H</i> -Indazole	118.136	20	0.0827	0.827	6		
C ₇ H ₆ N ₂ O ₄	1-Methyl-2,4-dinitrobenzene	182.134	20	0.0271	0.271	40		
C ₇ H ₆ N ₂ O ₅	2-Methyl-4,6-dinitrophenol	198.133	15	0.0130	0.130	40		
C ₇ H ₆ O	Benzaldehyde	106.122	20	0.3	3	10		
C ₇ H ₆ O ₂	Benzoic acid	122.122	25	0.34	3.4	27		
			95	6.4	68	26		

Mol. formula	Name	Mol. wt.	<i>t</i> /°C	Solubility <i>S</i>			Henry Const. <i>k_H</i>	
				Mass%	g/L	Ref.	kPa m ³ mol ⁻¹	Ref.
C ₇ H ₆ O ₂	Salicylaldehyde	122.122	86	1.68	17.0	10		
C ₇ H ₆ O ₂	4-Hydroxybenzaldehyde	122.122	30	1.27	12.9	40		
C ₇ H ₆ O ₃	2-Hydroxybenzoic acid	138.121	25	0.2550	2.550	33		
			50	0.5665	5.665	33		
C ₇ H ₆ O ₃	4-Hydroxybenzoic acid	138.121	15	0.8	8	26		
			75	2.5	26	27		
C ₇ H ₆ O ₄	3,4-Dihydroxybenzoic acid	154.121	14	1.8	18	26		
			80	21.3		26		
C ₇ H ₆ O ₅	3,4,5-Trihydroxybenzoic acid	170.120	15	0.94	9.4	27		
			100	25.0		27		
C ₇ H ₇ Br	4-Bromotoluene	171.035	25	0.011	0.11	2		
C ₇ H ₇ Cl	4-Chlorotoluene	126.584	20	0.0137	0.137	40		
C ₇ H ₇ Cl	(Chloromethyl)benzene	126.584	20	0.0493	0.493	10		
C ₇ H ₇ ClO	2-Chloro-6-methylphenol	142.583	25	0.36	3.6	2		
C ₇ H ₇ ClO	4-Chloro-2-methylphenol	142.583	25	0.68	6.8	2		
C ₇ H ₇ ClO	4-Chloro-3-methylphenol	142.583	25	0.40	4.0	2		
C ₇ H ₇ NO	Benzamide	121.137	12	0.577	5.77	27		
C ₇ H ₇ NO ₂	2-Hydroxybenzamide	137.137	15	0.145	1.45	40		
C ₇ H ₇ NO ₂	Aniline-2-carboxylic acid	137.137	20	0.349	3.49	40		
C ₇ H ₇ NO ₂	Aniline-4-carboxylic acid	137.137	25	0.54	5.39	40		
C ₇ H ₇ NO ₂	2-Nitrotoluene	137.137	30	0.065	0.65	27		
C ₇ H ₇ NO ₂	3-Nitrotoluene	137.137	30	0.050	0.50	27		
C ₇ H ₇ NO ₂	4-Nitrotoluene	137.137	30	0.044	0.44	27		
C ₇ H ₇ NO ₃	4-Amino-2-hydroxybenzoic acid	153.136	20	0.20	2.0	40		
C ₇ H ₇ NO ₃	2-Nitroanisole	153.136	30	0.169	1.69	10		
C ₇ H ₇ NO ₃	4-Nitroanisole	153.136	30	0.059	0.59	27		
C ₇ H ₈	Toluene	92.139	25	0.053	0.531	22	0.660	22
			90	0.12	1.2	22		
C ₇ H ₈	1,3,5-Cycloheptatriene	92.139	25	0.064	0.64	3	0.47	13
C ₇ H ₈	1,6-Heptadiyne	92.139	25	0.125	1.25	3		
C ₇ H ₈ ClN ₃ O ₄ S ₂	Hydrochlorothiazide	297.740	25	0.007	0.07	40		
C ₇ H ₈ N ₂ S	Phenylthiourea	152.217	25	2.55	26.1	27		
C ₇ H ₈ N ₄ O ₂	Theophylline	180.165	20	0.52	5.2	29		
C ₇ H ₈ O	<i>o</i> -Cresol	108.138	40	3.08	31.8	10		
C ₇ H ₈ O	<i>m</i> -Cresol	108.138	40	2.51	25.8	10		
C ₇ H ₈ O	<i>p</i> -Cresol	108.138	40	2.26	23.1	10		
C ₇ H ₈ O	Benzyl alcohol	108.138	20	0.08	0.8	10		
C ₇ H ₈ O	Anisole	108.138	20	0.203	2.0	20	0.025	13
			81	0.294	2.9	20	0.025	13
C ₇ H ₈ O ₂	4-Methoxyphenol	124.138	20	2.51	25.7	40		
C ₇ H ₈ O ₃ S	<i>p</i> -Toluenesulfonic acid	172.202	40	~33	500	40		
C ₇ H ₉ N	2-Methylaniline	107.153	20	1.66	16.9	10		
C ₇ H ₉ N	4-Methylaniline	107.153	21	7.35	79.3	10		
C ₇ H ₉ N	<i>N</i> -Methylaniline	107.153	25	0.56	5.62	40		
C ₇ H ₉ NO	2-Methoxyaniline	123.152	25	1.24	12.6	40		
C ₇ H ₉ NO	4-Methoxyaniline	123.152	20	1.14	11.5	40		
C ₇ H ₉ NO ₂ S	2-Methylbenzenesulfonamide	171.217	25	0.162	1.62	27		
C ₇ H ₉ NO ₂ S	3-Methylbenzenesulfonamide	171.217	25	0.78	7.8	27		
C ₇ H ₉ NO ₂ S	4-Methylbenzenesulfonamide	171.217	25	0.316	3.16	27		
C ₇ H ₁₀ N ₂ OS	2,3-Dihydro-6-propyl-2-thioxo-4(1 <i>H</i>)-pyrimidinone	170.231	25	0.120	1.20	40		
C ₇ H ₁₀ O ₅	Shikimic acid	174.151		15	~175	26		
C ₇ H ₁₂	1-Heptyne	96.170	25	0.0094	0.094	3	4.47	13
C ₇ H ₁₂	Cycloheptene	96.170	25	0.0066	0.066	3	4.9	13
C ₇ H ₁₂	1-Methylcyclohexene	96.170	25	0.0052	0.052	3		
C ₇ H ₁₂ O	Cycloheptanone	112.169	20	3.61	37	20		
			92	2.82	29	20		
C ₇ H ₁₂ O	2-Methylcyclohexanone, (±)-	112.169	20	1.98	20.2	20		

Mol. formula	Name	Mol. wt.	<i>t</i> /°C	Solubility <i>S</i>			Henry Const. <i>k_H</i>	
				Mass%	g/L	Ref.	kPa m ³ mol ⁻¹	Ref.
			90	1.54	15.6	20		
C ₇ H ₁₂ O	4-Methylcyclohexanone	112.169	20	2.43	25	20		
			80	1.95	19.9	20		
C ₇ H ₁₂ O ₂	Cyclohexanecarboxylic acid	128.169	15	0.201	2.01	27		
C ₇ H ₁₂ O ₄	Heptanedioic acid	160.168	25	6.347	67.77	33		
			50	42.80		33		
C ₇ H ₁₂ O ₄	Diethyl malonate	160.168	20	2.26	23.2	20		
			91	2.47	25	20		
C ₇ H ₁₂ O ₆	Quinic acid	192.166	9	29		26		
C ₇ H ₁₃ N ₃ O ₃ S	Oxamyl	219.261	25	~21	280	40		
C ₇ H ₁₄	1-Heptene	98.186	25	0.032	0.32	3	40.3	13
C ₇ H ₁₄	<i>trans</i> -2-Heptene	98.186	25	0.015	0.15	3	42.2	13
C ₇ H ₁₄	Cycloheptane	98.186	25	0.0030	0.030	3	9.59	13
C ₇ H ₁₄	Methylcyclohexane	98.186	25	0.00151	0.0151	3	43.3	13
			50	0.0019	0.019	3		
C ₇ H ₁₄	Ethylcyclopentane	98.186	20	0.012	0.12	3		
C ₇ H ₁₄ N ₂ O ₂ S	Aldicarb	190.263	20	0.60	6.02	40		
C ₇ H ₁₄ O	Heptanal	114.185	11	0.124	1.24	27		
C ₇ H ₁₄ O	2-Heptanone	114.185	25	0.435	4.3	20	0.0171	28
			90	0.353	3.53	20	0.0171	28
C ₇ H ₁₄ O	3-Heptanone	114.185	20	0.479	4.8	20		
			90	0.309	3.1	20		
C ₇ H ₁₄ O	4-Heptanone	114.185	20	0.457	4.57	20		
			90	0.316	3.16	20		
C ₇ H ₁₄ O	5-Methyl-2-hexanone	114.185	19	0.537	5.40	20		
			90	0.417	4.19	20		
C ₇ H ₁₄ O	5-Methyl-3-hexanone	114.185	20	0.47	4.7	20		
			81	0.32	3.2	20		
C ₇ H ₁₄ O	2,4-Dimethyl-3-pentanone	114.185	20	0.52	5.9	20		
			90	0.30	3.0	20		
C ₇ H ₁₄ O ₂	Ethyl 2-methylbutanoate, (+)	130.185	19	0.257	2.58	20		
			91	0.151	1.51	20		
C ₇ H ₁₄ O ₂	Heptanoic acid	130.185	15	0.24	2.4	27		
C ₇ H ₁₄ O ₂	Pentyl acetate	130.185	20	0.17	1.7	10		
C ₇ H ₁₄ O ₂	Isopentyl acetate	130.185	20	0.2	2	10		
C ₇ H ₁₄ O ₂	<i>sec</i> -Pentyl acetate (<i>S</i>)-	130.185	25	0.2	2	27		
C ₇ H ₁₄ O ₂	Butyl propanoate	130.185	22	0.572	5.72	27		
C ₇ H ₁₄ O ₂	Isobutyl propanoate	130.185	19	0.225	2.26	20		
			91	0.142	1.42	20		
C ₇ H ₁₄ O ₂	Propyl butanoate	130.185	17	0.162	1.62	27		
C ₇ H ₁₄ O ₂	Ethyl pentanoate	130.185	25	0.3	3	27		
C ₇ H ₁₄ O ₂	Ethyl 3-methylbutanoate	130.185	20	0.2	2	10		
C ₇ H ₁₅ Br	1-Bromoheptane	179.098	25	0.00067	0.0067	35		
C ₇ H ₁₅ Cl	1-Chloroheptane	134.647	25	0.00136	0.0136	35		
C ₇ H ₁₅ I	1-Iodoheptane	226.098	25	0.00035	0.0035	35		
C ₇ H ₁₆	Heptane	100.202	0	0.0003	0.003	3		
			25	0.00024	0.0024	3	209	13
			40	0.00025	0.0025	3		
C ₇ H ₁₆	2-Methylhexane	100.202	25	0.00025	0.0025	3	346	5
C ₇ H ₁₆	3-Methylhexane	100.202	25	0.00026	0.0026	3	249	13
C ₇ H ₁₆	2,2-Dimethylpentane	100.202	25	0.00044	0.0044	3	318	5
C ₇ H ₁₆	2,3-Dimethylpentane	100.202	25	0.00052	0.0052	3	175	5
C ₇ H ₁₆	2,4-Dimethylpentane	100.202	25	0.00042	0.0042	3	323	13
C ₇ H ₁₆	3,3-Dimethylpentane	100.202	25	0.00059	0.0059	3	186	5
C ₇ H ₁₆ O	1-Heptanol	116.201	10	0.25	2.5	1		
			25	0.174	1.74	1	0.00562	28
			50	0.12	1.2	1		
C ₇ H ₁₆ O	2-Heptanol, (±)-	116.201	30	0.33	3.3	1		

Mol. formula	Name	Mol. wt.	<i>t</i> /°C	Solubility <i>S</i>			Henry Const. <i>k_H</i>	
				Mass%	g/L	Ref.	kPa m ³ mol ⁻¹	Ref.
C ₇ H ₁₆ O	3-Heptanol, (S)-	116.201	25	0.43	4.3	1		
C ₇ H ₁₆ O	4-Heptanol	116.201	25	0.47	4.7	1		
C ₇ H ₁₆ O	2-Methyl-2-hexanol	116.201	25	1.0	10	1		
C ₇ H ₁₆ O	5-Methyl-2-hexanol	116.201	25	0.49	4.9	1		
C ₇ H ₁₆ O	3-Methyl-3-hexanol	116.201	25	1.2	12	1		
C ₇ H ₁₆ O	3-Ethyl-3-pentanol	116.201	25	1.7	17	1		
C ₇ H ₁₆ O	2,3-Dimethyl-2-pentanol	116.201	25	1.5	15	1		
C ₇ H ₁₆ O	2,4-Dimethyl-2-pentanol	116.201	25	1.3	13	1		
C ₇ H ₁₆ O	2,2-Dimethyl-3-pentanol	116.201	25	0.82	8.2	1		
C ₇ H ₁₆ O	2,3-Dimethyl-3-pentanol	116.201	25	1.6	16	1		
C ₇ H ₁₆ O	2,4-Dimethyl-3-pentanol	116.201	25	0.70	7.0	1		
C ₇ H ₁₆ O	2,3,3-Trimethyl-2-butanol	116.201	40	2.2	22	1		
C ₈ Cl ₄ N ₂	Chlorothalonil	265.911	25	0.00006	0.0006	40		
C ₈ F ₁₈	Perfluorooctane	438.057	25	0.00000017	0.0000017	35		
C ₈ H ₄ F ₆	1,3-Bis(trifluoromethyl)benzene	214.108	25	0.0041	0.041	2		
C ₈ H ₄ O ₃	Phthalic anhydride	148.116	27	0.62	6.20	40		
C ₈ H ₂ Cl ₃ O ₃	2,4,5-Trichlorophenoxyacetic acid	255.483	25	0.028	0.28	40		
C ₈ H ₅ NO ₂	1 <i>H</i> -Isoindole-1,3(2 <i>H</i>)-dione	147.132	25	0.036	0.36	40		
C ₈ H ₆ Cl ₂ O ₃	(2,4-Dichlorophenoxy)acetic acid	221.038	25	0.07	0.7	40		
C ₈ H ₆ Cl ₂ O ₃	3,6-Dichloro-2-methoxybenzoic acid	221.038	25	0.45	4.5	40		
C ₈ H ₆ N ₂	Quinoxaline	130.147	50	54		6		
C ₈ H ₆ N ₄ O ₅	Nitrofurantoin	238.158	30	0.011	0.11	40		
C ₈ H ₆ O ₃	1,3-Benzodioxole-5-carboxaldehyde	150.132	20	0.35	3.5	40		
C ₈ H ₆ O ₄	Phthalic acid	166.132	25	0.6977	6.977	33		
			65	3.575	37.08	33		
C ₈ H ₆ O ₄	Isophthalic acid	166.132	25	0.013	0.13	27		
C ₈ H ₆ S	Benzo[b]thiophene	134.199	20	0.0130	0.130	6		
C ₈ H ₇ ClO ₃	2-Chloro-4-hydroxy-5-methoxybenzaldehyde	186.593	25	0.013	0.13	8		
C ₈ H ₇ ClO ₃	3-Chloro-4-hydroxy-5-methoxybenzaldehyde	186.593	25	0.093	0.93	8		
C ₈ H ₇ Cl ₃ O	2,4,6-Trichloro-3,5-dimethylphenol	225.500	25	0.00050	0.0050	2		
C ₈ H ₇ N	1 <i>H</i> -Indole	117.149	20	0.187	1.87	6		
C ₈ H ₈	Styrene	104.150	25	0.0321	0.321	22	0.286	22
			50	0.046	0.46	4	0.30	13
C ₈ H ₈ Cl ₃ O ₃ PS	Ronnel	321.546	20	0.00011	0.0011	40		
C ₈ H ₈ F ₃ N ₃ O ₄ S ₂	Hydroflumethiazide	331.293	37	0.068	0.68	40		
C ₈ H ₈ HgO ₂	Mercury(II) phenyl acetate	336.74	20	0.2	2	30		
C ₈ H ₈ N ₂	2-Methyl-1 <i>H</i> -benzimidazole	132.163	20	0.145	1.45	6		
C ₈ H ₈ N ₂ O ₂	1,2-Benzenedicarboxamide	164.162	30	0.59	5.9	40		
C ₈ H ₈ O	Acetophenone	120.149	25	0.55	5.5	28	0.00108	28
			80	1.204	12.2	20		
C ₈ H ₈ O ₂	<i>o</i> -Toluic acid	136.149	25	0.118	1.18	27		
C ₈ H ₈ O ₂	<i>m</i> -Toluic acid	136.149	25	0.098	0.98	27		
C ₈ H ₈ O ₂	<i>p</i> -Toluic acid	136.149	25	0.345	3.45	27		
C ₈ H ₈ O ₂	Benzeneacetic acid	136.149	25	1.71	17.4	27		
C ₈ H ₈ O ₂	Benzyl formate	136.149	20	1.07	10.8	20		
			80	1.43	14.5	20		
C ₈ H ₈ O ₂	Phenyl acetate	136.149	20	0.59	5.9	20		
			91	0.91	9.2	20		
C ₈ H ₈ O ₂	Methyl benzoate	136.149	20	0.21	2.1	10		
C ₈ H ₈ O ₂	4-Methoxybenzaldehyde	136.149	25	0.429	4.29	40		
C ₈ H ₈ O ₃	Methyl 4-hydroxybenzoate	152.148	25	0.24	2.4	40		
C ₈ H ₈ O ₃	4-Methoxybenzoic acid	152.148	25	0.023	0.23	27		
C ₈ H ₈ O ₃	α -Hydroxybenzeneacetic acid, (\pm)-	152.148	25	11.3	~125	27		
C ₈ H ₈ O ₃	Methyl salicylate	152.148	30	0.74	7.4	10		
C ₈ H ₈ O ₃	4-Hydroxy-3-methoxybenzaldehyde	152.148	25	0.247	2.47	8		
C ₈ H ₈ ClO	4-Chloro-2,5-dimethylphenol	156.609	25	0.89	8.9	2		

Mol. formula	Name	Mol. wt.	<i>t</i> /°C	Solubility <i>S</i>			Henry Const. <i>k_H</i>	
				Mass%	g/L	Ref.	kPa m ³ mol ⁻¹	Ref.
C ₈ H ₉ ClO	4-Chloro-2,6-dimethylphenol	156.609	25	0.52	5.2	2		
C ₈ H ₉ ClO	4-Chloro-3,5-dimethylphenol	156.609	25	0.34	3.4	2		
C ₈ H ₉ NO	Acetanilide	135.163	20	0.52	5.2	27		
			70	2.7	28	27		
C ₈ H ₉ NO ₂	<i>N</i> -(4-Hydroxyphenyl)acetamide	151.163	25	1.3	13	40		
C ₈ H ₁₀	Ethylbenzene	106.165	0	0.020	0.20	4		
			25	0.0161	0.161	22	0.843	22
			40	0.0200	0.200	4		
C ₈ H ₁₀	<i>o</i> -Xylene	106.165	25	0.0171	0.171	22	0.551	22
			45	0.021	0.21	4		
C ₈ H ₁₀	<i>m</i> -Xylene	106.165	0	0.0203	0.203	4		
			25	0.0161	0.161	22	0.730	22
			40	0.022	0.22	4		
C ₈ H ₁₀	<i>p</i> -Xylene	106.165	0	0.0160	0.160	4		
			25	0.0181	0.181	22	0.690	22
			40	0.022	0.22	4		
C ₈ H ₁₀ NO ₅ PS	Methyl parathion	263.208	10	0.00218	0.0218	40		
			20	0.00380	0.0380	40		
			30	0.0059	0.059	40		
C ₈ H ₁₀ N ₄ O ₂	Caffeine	194.191	25	2.12	21.7	29		
C ₈ H ₁₀ O	4-Ethylphenol	122.164	20	0.59	5.9	40		
C ₈ H ₁₀ O	2,3-Xylenol	122.164	25	0.457	4.57	40		
C ₈ H ₁₀ O	2,4-Xylenol	122.164	25	0.787	7.87	10		
C ₈ H ₁₀ O	2,5-Xylenol	122.164	25	0.354	3.54	40		
C ₈ H ₁₀ O	2,6-Xylenol	122.164	25	0.60	6.05	40		
C ₈ H ₁₀ O	3,4-Xylenol	122.164	25	0.477	4.77	40		
C ₈ H ₁₀ O	3,5-Xylenol	122.164	29	0.62	6.2	10		
C ₈ H ₁₀ O	Benzeneethanol	122.164	25	1.72	17.5	40		
C ₈ H ₁₀ O	Ethoxybenzene	122.164	25	0.12	1.2	10		
C ₈ H ₁₀ O ₂	2-Phenoxyethanol	138.164	20	2.53	26.0	40		
C ₈ H ₁₀ O ₂	1,2-Dimethoxybenzene	138.164	20	0.716	7.21	20		
			92	1.073	10.9	20		
C ₈ H ₁₁ N	<i>N,N</i> -Dimethylaniline	121.180	25	0.111	1.11	40		
C ₈ H ₁₁ N	2,5-Dimethylaniline	121.180	20	0.66	6.6	27		
C ₈ H ₁₁ NO	4-(2-Aminoethyl)phenol	137.179	15	1.03	10.4	40		
C ₈ H ₁₂	4-Vinylcyclohexene	108.181	25	0.005	0.05	4		
C ₈ H ₁₂ O ₂	1,2-Epoxy-4-(epoxyethyl)cyclohexane	140.180	20	13.4	155	40		
C ₈ H ₁₂ O ₄	Diethyl maleate	172.179	20	1.56	15.9	20		
			91	1.75	17.8	20		
C ₈ H ₁₄	1-Octyne	110.197	25	0.0024	0.024	4	7.87	13
C ₈ H ₁₄ ClN ₅	Atrazine	215.684	25	0.007	0.07	26		
C ₈ H ₁₄ O ₄	Octanedioic acid	174.195	25	0.2416	2.416	34		
			50	0.5570	5.570	34		
C ₈ H ₁₄ O ₄	Diethyl succinate	174.195	20	0.19	1.9	40		
C ₈ H ₁₅ N ₃ O ₇	Streptozotocin	265.221	25	0.50	5.07	40		
C ₈ H ₁₆	1-Octene	112.213	25	0.00027	0.0027	4	96.3	13
C ₈ H ₁₆	Cyclooctane	112.213	25	0.00079	0.0079	4	10.7	13
C ₈ H ₁₆	Ethylcyclohexane	112.213	40	0.00066	0.0066	4		
C ₈ H ₁₆	<i>cis</i> -1,2-Dimethylcyclohexane	112.213	25	0.00060	0.0060	4	36	5
C ₈ H ₁₆	<i>trans</i> -1,4-Dimethylcyclohexane	112.213	25	0.000384	0.00384	4	88.2	5
C ₈ H ₁₆	Propylcyclopentane	112.213	25	0.00020	0.0020	4	90.2	5
C ₈ H ₁₆	1,1,3-Trimethylcyclopentane	112.213	25	0.00037	0.0037	4	159	5
C ₈ H ₁₆ N ₂ O ₄ S ₂	Homocystine	268.354	25	0.02	0.2	26		
C ₈ H ₁₆ O	2-Octanone	128.212	25	0.113	1.13	10		
			91	0.094	0.94	20		
C ₈ H ₁₆ O	3-Octanone	128.212	20	0.137	1.37	20		
			91	0.106	1.06	20		
C ₈ H ₁₆ O	5-Methyl-3-heptanone	128.212	20	0.192	1.92	20		

Mol. formula	Name	Mol. wt.	<i>t</i> /°C	Solubility <i>S</i>			Henry Const. <i>k_H</i>	
				Mass%	g/L	Ref.	kPa m ³ mol ⁻¹	Ref.
			90	0.131	1.31	20		
C ₈ H ₁₆ O ₂	Octanoic acid	144.212	25	0.080	0.80	26		
C ₈ H ₁₆ O ₂	Hexyl acetate	144.212	20	0.02	0.2	10		
C ₈ H ₁₆ O ₂	<i>sec</i> -Hexyl acetate	144.212	20	0.13	1.3	10		
C ₈ H ₁₆ O ₂	Pentyl propanoate	144.212	20	0.1	1	27		
C ₈ H ₁₆ O ₂	Isobutyl isobutanoate	144.212	20	0.5	5	10		
C ₈ H ₁₆ O ₂	Ethyl hexanoate	144.212	20	0.063	0.63	27		
C ₈ H ₁₇ Br	1-Bromo-octane	193.125	25	0.000167	0.00167	35		
C ₈ H ₁₇ Cl	1-Chlorooctane	148.674	25	0.0345	0.345	35		
C ₈ H ₁₇ Cl	3-(Chloromethyl)heptane	148.674	20	0.01	0.1	10		
C ₈ H ₁₈	Octane	114.229	25	0.000071	0.00071	4	311	13
			50	0.00010	0.0010	4		
C ₈ H ₁₈	3-Methylheptane, (<i>S</i>)-	114.229	25	0.000079	0.00079	4	376	5
C ₈ H ₁₈	2,2,4-Trimethylpentane	114.229	25	0.00022	0.0022	4	307	13
C ₈ H ₁₈	2,3,4-Trimethylpentane	114.229	25	0.00018	0.0018	4	206	13
C ₈ H ₁₈ O	1-Octanol	130.228	25	0.054	0.54	1		
C ₈ H ₁₈ O	2-Octanol	130.228	25	0.4	4	1		
C ₈ H ₁₈ O	2-Methyl-2-heptanol	130.228	30	0.25	2.5	1		
C ₈ H ₁₈ O	2-Ethyl-1-hexanol	130.228	25	0.01	0.1	1		
C ₈ H ₁₈ O	Dibutyl ether	130.228	20	0.023	0.3	20	0.48	13
			90	0.010	0.10	20		
C ₈ H ₁₉ N	Dibutylamine	129.244	20	0.47	4.7	10		
C ₈ H ₁₉ N	2-Ethylhexylamine	129.244	20	0.25	2.5	10		
C ₈ H ₂₀ Si	Tetraethylsilane	144.331	25	0.0000325	0.000325	10		
C ₉ H ₄ Cl ₃ NO ₂ S	Folpet	296.558	20	0.00010	0.0010	40		
C ₉ H ₅ Cl ₃ N ₄	Anilazine	275.522	20	0.001	0.01	40		
C ₉ H ₆ Cl ₂ N ₂ O ₃	Methazole	261.061	24	0.00015	0.0015	40		
C ₉ H ₆ O ₂	2 <i>H</i> -1-Benzopyran-2-one	146.143	20	0.190	1.90	40		
			60	0.69	6.95	40		
C ₉ H ₇ BrO ₄	2-(Acetyloxy)-5-bromobenzoic acid	259.054		0.07	0.7	30		
C ₉ H ₇ Cl ₃ O ₃	Silvex	269.509	25	0.014	0.14	40		
C ₉ H ₇ N	Quinoline	129.159	20	0.633	6.33	6		
C ₉ H ₇ N	Isoquinoline	129.159	20	0.452	4.52	6		
C ₉ H ₇ NO	8-Quinololinol	145.158	25	0.065	0.65	40		
C ₉ H ₈ Cl ₂ O ₃	2-(2,4-Dichlorophenoxy)propanoic acid	235.064	25	0.083	0.83	40		
C ₉ H ₈ Cl ₃ NO ₂ S	Captan	300.590	20	0.00005	0.0005	40		
C ₉ H ₈ O	<i>trans</i> -Cinnamaldehyde	132.159	25	0.135	1.35	40		
C ₉ H ₈ O ₂	<i>trans</i> -Cinnamic acid	148.159	20	0.1	1	26		
			98	0.59	5.9	26		
C ₉ H ₈ O ₄	2-(Acetyloxy)benzoic acid	180.158		0.25	2.5	27		
C ₉ H ₈ ClO ₃	(4-Chloro-2-methylphenoxy)acetic acid	200.618	25	0.117	1.17	40		
C ₉ H ₈ Cl ₂ NO	Propanil	218.079	20	0.013	0.13	40		
C ₉ H ₉ I ₂ NO ₃	3,5-Diiodo- <i>L</i> -tyrosine	432.981	25	0.062	0.62	26		
C ₉ H ₉ N	3-Methyl-1 <i>H</i> -indole	131.174	20	0.050	0.50	6		
C ₉ H ₉ NO ₃	<i>N</i> -Benzoylglycine	179.172	25	0.37	3.7	29		
C ₉ H ₉ N ₃ O ₂ S ₂	Sulfathiazole	255.316	20	0.048	0.48	40		
C ₉ H ₁₀	Isopropenylbenzene	118.175	20	0.0116	0.116	40		
C ₉ H ₁₀	Indan	118.175	25	0.010	0.10	4		
C ₉ H ₁₀ Cl ₂ N ₂ O	Diuron	233.093	25	0.0042	0.042	40		
C ₉ H ₁₀ Cl ₂ N ₂ O ₂	Linuron	249.093	25	0.0075	0.075	40		
C ₉ H ₁₀ O	1-Phenyl-1-propanone	134.174	19	0.32	3.2	20		
			80	0.24	2.4	20		
C ₉ H ₁₀ O ₂	Ethyl benzoate	150.174	25	0.083	0.83	20		
C ₉ H ₁₀ O ₂	Benzyl acetate	150.174	25	0.150	1.50	40		
C ₉ H ₁₀ O ₃	Ethyl 4-hydroxybenzoate	166.173	25	0.0080	0.080	40		
C ₉ H ₁₁ ClN ₂ O	<i>N'</i> -(4-Chlorophenyl)- <i>N,N</i> -dimethylurea	198.648	25	0.023	0.23	26		
C ₉ H ₁₁ Cl ₂ N ₃ O ₄ S ₂	Methyclothiazide	360.237	20	0.005	0.05	40		
C ₉ H ₁₁ Cl ₃ NO ₃ PS	Chlorpyrifos	350.586	20	0.000073	0.00073	40		

Mol. formula	Name	Mol. wt.	<i>t</i> /°C	Solubility <i>S</i>			Henry Const. <i>k_H</i>	
				Mass%	g/L	Ref.	kPa m ³ mol ⁻¹	Ref.
C ₉ H ₁₁ NO ₂	<i>DL</i> -Phenylalanine	165.189	25	1.40	14.2	29		
C ₉ H ₁₁ NO ₂	<i>L</i> -Phenylalanine	165.189	25	2.71	27.9	26		
C ₉ H ₁₁ NO ₃	<i>DL</i> -Tyrosine	181.188	25	0.35	3.5	30		
C ₉ H ₁₁ NO ₃	<i>L</i> -Tyrosine	181.188	25	0.046	0.46	26		
C ₉ H ₁₁ NO ₄	Levodopa	197.188	25	62.3		26		
C ₉ H ₁₂	1,8-Nonadiyne	120.191	25	0.0125	0.125	4		
C ₉ H ₁₂	Propylbenzene	120.191	25	0.0052	0.052	22	1.041	22
C ₉ H ₁₂	Isopropylbenzene	120.191	25	0.0050	0.050	22	1.466	22
C ₉ H ₁₂	2-Ethyltoluene	120.191	25	0.0093	0.093	5	0.529	13
C ₉ H ₁₂	4-Ethyltoluene	120.191	25	0.0094	0.094	5	0.500	13
C ₉ H ₁₂	1,2,3-Trimethylbenzene	120.191	25	0.0070	0.070	22	0.343	22
C ₉ H ₁₂	1,2,4-Trimethylbenzene	120.191	25	0.0057	0.057	22	0.569	22
C ₉ H ₁₂	1,3,5-Trimethylbenzene	120.191	25	0.0050	0.050	22	0.781	22
C ₉ H ₁₂ N ₂ O	<i>N,N</i> -Dimethyl- <i>N'</i> -phenylurea	164.203	25	0.32	3.2	40		
C ₉ H ₁₃ BrN ₂ O ₂	Bromacil	261.115	25	0.082	0.82	40		
C ₉ H ₁₃ ClN ₂ O ₂	Terbacil	216.664	25	0.071	0.71	40		
C ₉ H ₁₃ ClN ₆	Cyanazine	240.692	25	0.0171	0.171	40		
C ₉ H ₁₃ NO ₃	Epinephrine	183.204	20	0.018	0.18	40		
C ₉ H ₁₄ N ₄ O ₃	Carnosine	226.232	25	24.4		26		
C ₉ H ₁₄ O	Isophorone	138.206	20	1.57	16.0	20		
			80	1.27	12.9	20		
C ₉ H ₁₄ O ₆	Glycerol triacetate	218.203	25	5.8	62	10		
C ₉ H ₁₆	1-Nonyne	124.223	25	0.00072	0.0072	4		
C ₉ H ₁₆ ClN ₅	Propazine	229.710	20	0.00086	0.0086	40		
C ₉ H ₁₆ N ₄ OS	Tebuthiuron	228.314	20	0.23	2.3	40		
C ₉ H ₁₆ O ₄	Nonanedioic acid	188.221	25	0.1780	1.780	34		
			65	1.322	13.40	34		
C ₉ H ₁₆ O ₄	Diethyl glutarate	188.221	30	1.20	12.2	20		
			91	0.91	9.2	20		
C ₉ H ₁₇ N ₅ S	Ametryn	227.330	20	0.0190	0.190	40		
C ₉ H ₁₈	1-Nonene	126.239	25	0.000112	0.00112	40		
C ₉ H ₁₈	1,1,3-Trimethylcyclohexane	126.239	25	0.000177	0.00177	4	105	13
C ₉ H ₁₈ FeN ₃ S ₆	Ferbam	416.494	20	0.013	0.13	40		
C ₉ H ₁₈ N ₂ O ₄	2-Methyl-2-propyl-1,3-propanediol dicarbamate	218.250	25	0.33	3.3	40		
C ₉ H ₁₈ O	2-Nonanone	142.238	20	0.038	0.38	20		
			70	0.034	0.34	20		
C ₉ H ₁₈ O	3-Nonanone	142.238	30	0.056	0.56	20		
			80	0.046	0.46	20		
C ₉ H ₁₈ O	5-Nonanone	142.238	20	0.054	0.54	20		
			80	0.029	0.29	20		
C ₉ H ₁₈ O	2,6-Dimethyl-4-heptanone	142.238	21	0.045	0.43	20		
			91	0.037	0.37	20		
C ₉ H ₁₈ O ₂	Nonanoic acid	158.238	20	0.0284	0.284	26		
C ₉ H ₁₈ O ₂	Ethyl heptanoate	158.238	20	0.029	0.29	27		
C ₉ H ₂₀	Nonane	128.255	25	0.000017	0.00017	4	333	13
			50	0.000022	0.00022	4		
C ₉ H ₂₀	4-Methyloctane	128.255	25	0.0000115	0.000115	4	1000	5
C ₉ H ₂₀	2,2,5-Trimethylhexane	128.255	25	0.00008	0.0008	4	246	13
C ₉ H ₂₀ O	3,5-Dimethyl-4-heptanol	144.254	15	0.072	0.72	1		
C ₉ H ₂₀ O	1-Nonanol	144.254	25	0.014	0.14	1		
C ₉ H ₂₀ O	2-Nonanol, (±)-	144.254	15	0.026	0.26	1		
C ₉ H ₂₀ O	3-Nonanol, (±)-	144.254	15	0.032	0.32	1		
C ₉ H ₂₀ O	4-Nonanol	144.254	15	0.0026	0.026	1		
C ₉ H ₂₀ O	5-Nonanol	144.254	15	0.0032	0.032	1		
C ₁₀ Cl ₁₀ O	Kepone	490.636	100	0.4	4	40		
C ₁₀ Cl ₁₂	Mirex	545.543	25	0.0000085	0.000085	40		
C ₁₀ F ₂₂	Perfluorodecane	538.072	20	0.000031	0.00031	35		

Mol. formula	Name	Mol. wt.	<i>t</i> /°C	Solubility <i>S</i>			Henry Const. <i>k</i> _H	
				Mass%	g/L	Ref.	kPa m ³ mol ⁻¹	Ref.
C ₁₀ H ₄ Cl ₂ O ₂	2,3-Dichloro-1,4-naphthalenedione	227.044	25	0.00001	0.0001	40		
C ₁₀ H ₅ Cl ₇	Heptachlor	373.318	25	0.0000056	0.000056	40		
C ₁₀ H ₆ Cl ₄ O ₄	Dimethyl tetrachloroterephthalate	331.965	25	0.00005	0.0005	40		
C ₁₀ H ₆ Cl ₈	Chlordane	409.779	25	0.000185	0.00185	40		
C ₁₀ H ₇ Cl	1-Chloronaphthalene	162.616	25	0.00224	0.0224	5	0.0363	28
C ₁₀ H ₇ Cl	2-Chloronaphthalene	162.616	25	0.00117	0.0117	5	0.0335	28
C ₁₀ H ₇ NO ₂	1-Nitronaphthalene	173.169	18	0.005	0.05	40		
C ₁₀ H ₈	Naphthalene	128.171	10	0.0019	0.019	4		
			25	0.00316	0.0316	22	0.043	22
			50	0.0082	0.082	4		
C ₁₀ H ₈ N ₂	2,2'-Bipyridine	156.184	25	0.61	6.1	40		
C ₁₀ H ₈ O	1-Naphthol	144.170	20	0.111	1.11	40		
C ₁₀ H ₈ O	2-Naphthol	144.170	20	0.064	0.64	40		
			80	0.67	6.7	40		
C ₁₀ H ₉ Cl ₄ NO ₂ S	Captafol	349.061	20	0.000142	0.00142	40		
C ₁₀ H ₉ N	1-Naphthylamine	143.185	20	0.17	1.7	40		
C ₁₀ H ₉ N	2-Naphthylamine	143.185	20	0.0189	0.189	40		
C ₁₀ H ₉ N	3-Methylisoquinoline	143.185	20	0.092	0.92	6		
C ₁₀ H ₁₀ Cl ₂ O ₃	4-(2,4-Dichlorophenoxy)butanoic acid	249.090	25	0.0046	0.046	40		
C ₁₀ H ₁₀ O ₄	Dimethyl phthalate	194.184	25	0.40	4.0	15		
C ₁₀ H ₁₀ O ₄	Dimethyl terephthalate	194.184	25	0.00328	0.0328	40		
C ₁₀ H ₁₁ F ₃ N ₂ O	<i>N,N</i> -Dimethyl- <i>N'</i> -[3-(trifluoromethyl)phenyl]urea	232.201	20	0.0105	0.105	40		
C ₁₀ H ₁₁ N ₃ O ₃ S	Sulfamethoxazole	253.277	25	0.0281	0.281	40		
C ₁₀ H ₁₂	1,2,3,4-Tetrahydronaphthalene	132.202	20	0.0045	0.045	40		
C ₁₀ H ₁₂ ClNO ₂	Chloroprotham	213.661	25	0.0080	0.080	40		
C ₁₀ H ₁₂ N ₂ O ₃ S	Bentazon	240.278	20	0.050	0.50	40		
C ₁₀ H ₁₂ N ₃ O ₃ PS ₂	Azinphos-methyl	317.324	20	0.00209	0.0209	40		
C ₁₀ H ₁₂ N ₄ O ₅	Inosine	268.226	20	1.6	16	29		
C ₁₀ H ₁₂ O ₃	Propyl 4-hydroxybenzoate	180.200	25	0.04	0.4	40		
C ₁₀ H ₁₂ O ₄	Cantharidin	196.200	20	0.003	0.03	40		
C ₁₀ H ₁₃ NO ₂	Isopropyl phenylcarbamate	179.216	20	0.01	0.1	40		
C ₁₀ H ₁₃ NO ₂	<i>N</i> -(4-Ethoxyphenyl)acetamide	179.216	25	0.0502	0.502	40		
C ₁₀ H ₁₃ N ₅ O ₃	2'-Deoxyadenosine	251.242	25	0.67	6.7	29		
C ₁₀ H ₁₃ N ₅ O ₄	Adenosine	267.242	25	0.51	5.1	29		
C ₁₀ H ₁₃ N ₅ O ₅	Guanosine	283.241	25	0.0500	0.500	29		
C ₁₀ H ₁₄	Butylbenzene	134.218	25	0.00138	0.0138	22	1.33	22
C ₁₀ H ₁₄	<i>sec</i> -Butylbenzene, (±)-	134.218	25	0.0014	0.014	4	1.89	11
C ₁₀ H ₁₄	<i>tert</i> -Butylbenzene	134.218	25	0.0032	0.032	4	1.28	11
C ₁₀ H ₁₄	Isobutylbenzene	134.218	25	0.0010	0.010	4	3.32	11
C ₁₀ H ₁₄	1-Isopropyl-4-methylbenzene	134.218	25	0.0051	0.051	23	0.80	5
C ₁₀ H ₁₄	<i>o</i> -Diethylbenzene	134.218	20	0.0071	0.071	40		
C ₁₀ H ₁₄	<i>p</i> -Diethylbenzene	134.218	20	0.0025	0.025	40		
C ₁₀ H ₁₄	1,2,4,5-Tetramethylbenzene	134.218	25	0.000348	0.00348	4	2.55	11
C ₁₀ H ₁₄ NO ₃ PS	Parathion	291.261	20	0.00129	0.0129	40		
C ₁₀ H ₁₄ N ₂ O ₅	Thymidine	242.228	25	5.1	54	29		
C ₁₀ H ₁₄ O	4- <i>tert</i> -Butylphenol	150.217	25	0.058	0.58	40		
C ₁₀ H ₁₄ O	Carvone, (±)-	150.217	15	0.13	1.3	27		
C ₁₀ H ₁₄ O	Thymol	150.217		0.1	1	30		
C ₁₀ H ₁₅ NO	<i>l</i> -Ephedrine	165.232	25	0.57	5.69	40		
C ₁₀ H ₁₅ N ₅ O ₅	Vidarabine	285.257	20	0.051	0.51	40		
C ₁₀ H ₁₆	<i>d</i> -Limonene	136.234	0	0.00097	0.0097	4		
			25	0.00138	0.0138	4		
C ₁₀ H ₁₆ N ₂ O ₃ S	Biotin	244.310	25	0.035	0.35	40		
C ₁₀ H ₁₆ O	Camphor, (+)	152.233	20	0.01	0.1	10		
C ₁₀ H ₁₆ O	Carvenone, (<i>S</i>)-	152.233	15	0.22	2.2	27		
C ₁₀ H ₁₆ O ₄	<i>trans</i> -Camphoric acid, (±)-	200.232	25	0.8	8	27		
C ₁₀ H ₁₈	<i>cis</i> -Decahydronaphthalene	138.250	25	0.000089	0.00089	37		

Mol. formula	Name	Mol. wt.	<i>t</i> /°C	Solubility <i>S</i>			Henry Const. <i>k_H</i>	
				Mass%	g/L	Ref.	kPa m ³ mol ⁻¹	Ref.
C ₁₀ H ₁₈	<i>trans</i> -Decahydronaphthalene	138.250	25	0.000089	0.00089	4	3	13
C ₁₀ H ₁₈ O	Borneol, (±)-	154.249	25	0.074	0.74	27		
C ₁₀ H ₁₈ O	α-Terpineol	154.249	15	0.20	2.0	27		
C ₁₀ H ₁₈ O	Eucalyptol	154.249	21	0.379	3.79	40		
			50	0.170	1.70	40		
C ₁₀ H ₁₈ O ₂	Cyclohexyl butanoate	170.249	20	0.11	1.1	20		
			90	0.09	0.90	20		
C ₁₀ H ₁₈ O ₄	Sebacic acid	202.248	20	0.10	1.0	40		
C ₁₀ H ₁₉ N ₅ O	Prometone	225.291	20	0.075	0.75	40		
C ₁₀ H ₁₉ N ₅ S	Prometryn	241.357	20	0.0048	0.048	32		
C ₁₀ H ₂₀	1-Decene	140.266	25	0.00057	0.0057	4		
C ₁₀ H ₂₀	Pentylcyclopentane	140.266	25	0.0000115	0.000115	4	185	5
C ₁₀ H ₂₀ O	4-Decanone	156.265	20	0.0238	0.238	20		
			80	0.0064	0.064	20		
C ₁₀ H ₂₀ O ₂	Nonyl formate	172.265	10	0.012	0.12	20		
C ₁₀ H ₂₀ O ₂	Hexyl butanoate	172.265	29	0.021	0.21	20		
			90	0.039	0.39	20		
C ₁₀ H ₂₀ O ₂	Decanoic acid	172.265	20	0.015	0.15	26		
C ₁₀ H ₂₀ O ₂	Octyl acetate	172.265	19	0.020	0.20	20		
			92	0.012	0.12	20		
C ₁₀ H ₂₀ O ₂	Ethyl octanoate	172.265	20	0.007	0.07	27		
C ₁₀ H ₂₂	Decane	142.282	0	0.0000015	0.000015	4	479	13
C ₁₀ H ₂₂ O	1-Decanol	158.281	25	0.0037	0.037	1		
C ₁₀ H ₂₂ O	Diisopentyl ether	158.281	20	0.02	0.2	10		
C ₁₁ H ₈ O ₂	2-Methyl-1,4-naphthalenedione	172.181	25	0.016	0.16	40		
C ₁₁ H ₈ O ₂	1-Naphthalenecarboxylic acid	172.181	25	0.0058	0.058	27		
C ₁₁ H ₁₀	1-Methylnaphthalene	142.197	25	0.00281	0.0281	22	0.045	22
C ₁₁ H ₁₀	2-Methylnaphthalene	142.197	25	0.0025	0.025	4	0.051	12
C ₁₁ H ₁₀ N ₂ S	1-Naphthalenylthiourea	202.275	20	0.06	0.6	40		
C ₁₁ H ₁₂ Cl ₂ N ₂ O ₅	Chloramphenicol	323.129	25	0.38	3.8	40		
C ₁₁ H ₁₂ I ₃ NO ₂	Iopanoic acid	570.932	37	0.034	0.34	40		
C ₁₁ H ₁₂ NO ₄ PS ₂	Phosmet	317.321	25	0.0025	0.025	40		
C ₁₁ H ₁₂ N ₂ O ₂	<i>L</i> -Tryptophan	204.225	25	1.30	13.1	26		
C ₁₁ H ₁₃ NO ₄	Bendiocarb	223.226	25	0.004	0.04	40		
C ₁₁ H ₁₃ N ₃ O ₃ S	Sulfisoxazole	267.304	37	0.03	0.3	40		
C ₁₁ H ₁₄ ClNO	Propachlor	211.688	20	0.07	0.7	40		
C ₁₁ H ₁₄ N ₂ O	Cytisine	190.241	16	~30	439	40		
C ₁₁ H ₁₄ O ₃	Butyl 4-hydroxybenzoate	194.227	25	0.020	0.20	40		
C ₁₁ H ₁₅ NO ₂	Butyl 4-aminobenzoate	193.243	25	0.018	0.18	40		
C ₁₁ H ₁₅ NO ₃	Propoxur	209.242	20	0.193	1.93	40		
C ₁₁ H ₁₆	Pentylbenzene	148.245	25	0.00105	0.0105	5	1.69	11
C ₁₁ H ₁₆ O	4-(1,1-Dimethylpropyl)phenol	164.244	25	0.017	0.17	40		
C ₁₁ H ₁₇ N ₃ O ₃ S	4-Amino- <i>N</i> -[(butylamino)carbonyl]benzenesulfonamide	271.336	37	0.053	0.53	40		
C ₁₁ H ₁₈ N ₂ O ₃	Amobarbital	226.272	25	0.06	0.6	40		
C ₁₁ H ₂₂ O ₂	Heptyl butanoate	186.292	20	0.028	0.28	20		
			80	0.020	0.20	20		
C ₁₁ H ₂₂ O ₂	Ethyl nonanoate	186.292	20	0.003	0.03	27		
C ₁₁ H ₂₄	Undecane	156.309	25	0.0000004	0.000004	37		
C ₁₂ Br ₁₀ O	Decabromobiphenyl ether	959.167	25	0.0000025	0.000025	40		
C ₁₂ Cl ₁₀	Decachlorobiphenyl	498.658	25	0.0000000012	0.000000012	7	0.0208	7
C ₁₂ F ₂₆	Hexacosafuorododecane	638.086	20	0.00000096	0.0000096	35		
C ₁₂ HCl ₉	2,2',3,3',4,5,5',6,6'-Nonachlorobiphenyl	464.213	25	0.0000000018	0.000000018	7		
C ₁₂ H ₂ Cl ₈	2,2',3,3',5,5',6,6'-Octachlorobiphenyl	429.768	25	0.00000015	0.0000015	41	0.0381	7
C ₁₂ H ₃ Cl ₇	2,2',3,3',4,4',6-Heptachlorobiphenyl	395.323	25	0.0000002	0.000002	7	0.0054	7
C ₁₂ H ₄ Cl ₄ O ₂	2,3,7,8-Tetrachlorodibenzo- <i>p</i> -dioxin	321.971	22	0.0000000019	0.000000019	40		
C ₁₂ H ₄ Cl ₆	2,2',3,3',4,4'-Hexachlorobiphenyl	360.878	25	0.00000006	0.0000006	7	0.0354	31
C ₁₂ H ₄ Cl ₆	2,2',4,4',6,6'-Hexachlorobiphenyl	360.878	25	0.0000003	0.000003	41	0.818	7

Mol. formula	Name	Mol. wt.	<i>t</i> /°C	Solubility <i>S</i>			Henry Const. <i>k_H</i>	
				Mass%	g/L	Ref.	kPa m ³ mol ⁻¹	Ref.
C ₁₂ H ₄ Cl ₆	2,2',3,3',6,6'-Hexachlorobiphenyl	360.878	25	0.0000004	0.000004	41		
C ₁₂ H ₅ Cl ₅	2,3,4,5,6-Pentachlorobiphenyl	326.433	25	0.0000008	0.000008	7		
C ₁₂ H ₅ Cl ₅	2,2',4,5,5'-Pentachlorobiphenyl	326.433	25	0.0000001	0.000001	7	0.0421	31
C ₁₂ H ₅ N ₇ O ₁₂	2,4,6-Trinitro- <i>N</i> -(2,4,6-trinitrophenyl) aniline	439.208	17	0.0060	0.060	40		
C ₁₂ H ₆ Cl ₄	2,3,4,5-Tetrachlorobiphenyl	291.988	25	0.0000002	0.000002	7		
C ₁₂ H ₆ Cl ₄	2,2',4',5-Tetrachlorobiphenyl	291.988	25	0.0000016	0.000016	9		
C ₁₂ H ₇ Cl ₂ NO ₃	Nitrofen	284.095	22	0.00095	0.0095	40		
C ₁₂ H ₇ Cl ₃	2,4,5-Trichlorobiphenyl	257.543	25	0.000014	0.00014	7	0.0379	31
C ₁₂ H ₇ Cl ₃	2,4,6-Trichlorobiphenyl	257.543	25	0.00002	0.0002	7	0.0495	7
C ₁₂ H ₈	Acenaphthylene	152.192	20	0.0016	0.016	28	0.012	28
C ₁₂ H ₈ Cl ₂	2,5-Dichlorobiphenyl	223.098	25	0.0002	0.002	7	0.0201	7
C ₁₂ H ₈ Cl ₂	2,6-Dichlorobiphenyl	223.098	25	0.00014	0.0014	7		
C ₁₂ H ₈ Cl ₆	Aldrin	364.910	25	0.00002	0.0002	40		
C ₁₂ H ₈ Cl ₆ O	Dieldrin	380.909	25	0.000020	0.00020	40		
C ₁₂ H ₈ Cl ₆ O	Endrin	380.909	25	0.000026	0.00026	40		
C ₁₂ H ₈ O	Dibenzofuran	168.191	25	0.000475	0.00475	41	0.011	12
C ₁₂ H ₈ O ₄	Methoxsalen	216.190	30	0.0048	0.048	40		
C ₁₂ H ₈ S	Dibenzothiophene	184.257	25	0.000103	0.00103	6		
C ₁₂ H ₉ Cl	2-Chlorobiphenyl	188.652	25	0.00055	0.0055	7	0.0701	7
C ₁₂ H ₉ ClF ₃ N ₃ O	Norflurazon	303.666	25	0.0028	0.028	40		
C ₁₂ H ₉ Cl ₂ NO ₃	Vinclozolin	286.110	20	0.1	1	32		
C ₁₂ H ₉ N	Carbazole	167.206	22	0.000120	0.00120	6		
C ₁₂ H ₉ NS	10 <i>H</i> -Phenothiazine	199.271	25	0.00016	0.0016	40		
C ₁₂ H ₁₀	Acenaphthene	154.207	0	0.00015	0.0015	4		
			25	0.000380	0.00380	22	0.01217	22
			50	0.00092	0.0092	4		
C ₁₂ H ₁₀	Biphenyl	154.207	0	0.000272	0.00272	4		
			25	0.00072	0.0072	22	0.0280	22
			50	0.0022	0.022	4		
C ₁₂ H ₁₀ Cl ₂ N ₂	3,3'-Dichloro- <i>p</i> -benzidine	253.126	25	0.00031	0.0031	40		
C ₁₂ H ₁₀ N ₂	<i>trans</i> -Azobenzene	182.220	20	0.03	0.3	27		
C ₁₂ H ₁₀ N ₂ O	<i>N</i> -Nitrosodiphenylamine	198.219	25	0.0035	0.035	17		
C ₁₂ H ₁₀ O	2-Hydroxybiphenyl	170.206	25	0.07	0.7	40		
C ₁₂ H ₁₀ O	4-Hydroxybiphenyl	170.206	25	0.0056	0.056	40		
C ₁₂ H ₁₀ O	Diphenyl ether	170.206	25	0.00180	0.0180	6	0.027	13
C ₁₂ H ₁₀ O ₂	1-Naphthaleneacetic acid	186.206	25	0.0415	0.415	40		
C ₁₂ H ₁₁ Cl ₂ NO	Propyzamide	256.127	25	0.0015	0.015	32		
C ₁₂ H ₁₁ N	Diphenylamine	169.222	20	0.0055	0.055	40		
			50	0.0058	0.058	40		
C ₁₂ H ₁₁ NO ₂	Carbaryl	201.221	20	0.0102	0.102	40		
C ₁₂ H ₁₁ N ₃	4-Aminoazobenzene	197.235	25	0.0030	0.030	40		
			97	0.068	0.68	40		
C ₁₂ H ₁₁ N ₃	1,3-Diphenyl-1-triazene	197.235	20	0.050	0.50	40		
C ₁₂ H ₁₂	1-Ethyl-naphthalene	156.223	25	0.00101	0.0101	4	0.039	12
C ₁₂ H ₁₂	2-Ethyl-naphthalene	156.223	25	0.00080	0.0080	4	0.078	12
C ₁₂ H ₁₂	1,3-Dimethylnaphthalene	156.223	25	0.0008	0.008	4		
C ₁₂ H ₁₂	1,4-Dimethylnaphthalene	156.223	25	0.00114	0.0114	4		
C ₁₂ H ₁₂	1,5-Dimethylnaphthalene	156.223	25	0.00031	0.0031	4	0.036	28
C ₁₂ H ₁₂	2,3-Dimethylnaphthalene	156.223	25	0.00025	0.0025	4		
C ₁₂ H ₁₂	2,6-Dimethylnaphthalene	156.223	25	0.00017	0.0017	4		
C ₁₂ H ₁₂ ClN ₅ O ₄ S	Chlorsulfuron	357.773	25	2.71	27.9	32		
C ₁₂ H ₁₂ N ₂	<i>p</i> -Benzidine	184.236	24	0.0360	0.360	40		
C ₁₂ H ₁₂ N ₂ O ₂ S	Bis(4-aminophenyl) sulfone	248.300	25	0.016	0.16	40		
C ₁₂ H ₁₂ N ₂ O ₃	Phenobarbital	232.234	25	0.12	1.2	40		
			45	0.26	2.6	40		
C ₁₂ H ₁₃ NO ₂ S	Carboxin	235.302	25	0.017	0.17	40		
C ₁₂ H ₁₄ N ₄ O ₂ S	Sulfamethazine	278.330	20	0.053	0.53	40		

Mol. formula	Name	Mol. wt.	<i>t</i> /°C	Solubility <i>S</i>			Henry Const. <i>k_H</i>	
				Mass%	g/L	Ref.	kPa m ³ mol ⁻¹	Ref.
C ₁₂ H ₁₄ O ₄	Diethyl phthalate	222.237	25	0.12	1.2	40		
C ₁₂ H ₁₅ ClNO ₄ PS ₂	Phosalone	367.808	20	0.00026	0.0026	40		
C ₁₂ H ₁₅ NO ₃	Carbofuran	221.252	20	0.032	0.32	40		
C ₁₂ H ₁₈	Hexylbenzene	162.271	25	0.00021	0.0021	4		
C ₁₂ H ₁₈ N ₂ O ₃ S	Tolbutamide	270.347	25	0.011	0.11	40		
C ₁₂ H ₁₈ N ₄ O ₆ S	Oryzalin	346.359	25	0.00024	0.0024	40		
C ₁₂ H ₁₈ O ₂	4-Hexyl-1,3-benzenediol	194.270	18	0.05	0.5	40		
C ₁₂ H ₁₉ ClNO ₃ P	Crufomate	291.711	20	0.50	5.0	40		
C ₁₂ H ₂₀ N ₄ O ₂	Hexazinone	252.313	25	3.2	33	40		
C ₁₂ H ₂₂ O ₄	Dodecanedioic acid	230.301	20	0.004	0.04	40		
C ₁₂ H ₂₂ O ₁₁	Sucrose	342.296	20	67.1		27		
			50	72.3		27		
			100	83.0		27		
C ₁₂ H ₂₂ O ₁₁	α-Maltose	342.296	20	51.9		27		
C ₁₂ H ₂₄ O	2,6,8-Trimethyl-4-nonanone	184.318	10	0.012	0.12	20		
			80	0.014	0.14	20		
C ₁₂ H ₂₄ O ₂	Dodecanoic acid	200.318	20	0.0055	0.055	26		
C ₁₂ H ₂₄ O ₂	Ethyl decanoate	200.318	20	0.0015	0.015	27		
C ₁₂ H ₂₆	Dodecane	170.334	25	0.0000037	0.0000037	4	750	5
C ₁₂ H ₂₆ O	1-Dodecanol	186.333	25	0.0004	0.004	1		
C ₁₂ H ₂₆ O	Dihexyl ether	186.333	20	0.019	0.19	20		
			90	0.019	0.19	20		
C ₁₂ H ₂₇ N	Tributylamine	185.349	25	0.0142	0.142	40		
C ₁₂ H ₂₇ O ₄ P	Tributyl phosphate	266.313	25	0.039	0.39	10		
C ₁₃ H ₉ N	Acridine	179.217	25	0.00466	0.0466	6		
C ₁₃ H ₉ N	Benzo[f]quinoline	179.217	25	0.0079	0.079	6		
C ₁₃ H ₁₀	9 <i>H</i> -Fluorene	166.218	0	0.00007	0.0007	4		
			25	0.00019	0.0019	22	0.00787	22
			50	0.00063	0.0063	4		
C ₁₃ H ₁₀ Cl ₂ O ₂	Dichlorophene	269.123	25	0.003	0.03	40		
C ₁₃ H ₁₀ O	Benzophenone	182.217	20	0.0075	0.075	40		
C ₁₃ H ₁₁ ClO	Clorophene	218.678	20	0.42	4.2	40		
C ₁₃ H ₁₂	Diphenylmethane	168.234	25	0.000141	0.00141	4	0.001	12
C ₁₃ H ₁₂ N ₂ O	<i>N,N'</i> -Diphenylurea	212.246	20	0.015	0.15	40		
C ₁₃ H ₁₃ Cl ₂ N ₃ O ₃	Iprodione	330.166	20	0.0013	0.013	40		
C ₁₃ H ₁₄	1,4,5-Trimethylnaphthalene	170.250	25	0.00021	0.0021	4		
C ₁₃ H ₁₇ N ₃ O	Aminopyrine	231.293	25	4.8	50	40		
C ₁₃ H ₁₈ Cl ₂ N ₂ O ₂	Melphalan	305.200	30	0.44	4.4	40		
C ₁₃ H ₁₈ O ₂	Ibuprofen	206.281	25	0.0011	0.011	40		
			60	0.0048	0.048	40		
C ₁₃ H ₁₉ N ₃ O ₄	Pendimethalin	281.308	20	0.00003	0.0003	40		
C ₁₃ H ₂₂ NO ₃ PS	Fenamiphos	303.358	20	0.0329	0.329	40		
C ₁₃ H ₂₆ O ₂	Tridecanoic acid	214.344	20	0.0033	0.033	26		
C ₁₃ H ₂₈	Tridecane	184.361	25	0.00000003	0.0000003	37		
C ₁₄ H ₈ O ₂	9,10-Anthracenedione	208.213	25	0.00014	0.0014	40		
C ₁₄ H ₈ O ₄	1,4-Dihydroxy-9,10-anthracenedione	240.212	25	0.0000096	0.000096	40		
C ₁₄ H ₉ ClF ₂ N ₂ O ₂	Diflubenzuron	310.683	20	0.00002	0.0002	40		
C ₁₄ H ₉ Cl ₅	1,1,1-Trichloro-2,2-bis(4-chlorophenyl)ethane	354.486	25	0.0000001	0.000001	40		
C ₁₄ H ₉ Cl ₅ O	1,1-Bis(4-chlorophenyl)-2,2,2-trichloroethanol	370.485	25	0.00013	0.0013	40		
C ₁₄ H ₉ NO ₂	2-Amino-9,10-anthracenedione	223.227	25	0.000016	0.00016	40		
C ₁₄ H ₁₀	Anthracene	178.229	0	0.0000022	0.000022	4		
			25	0.0000045	0.000045	22	0.00396	22
C ₁₄ H ₁₀	Phenanthrene	178.229	10	0.000050	0.00050	4		
			25	0.00011	0.0011	22	0.00324	22
			50	0.00041	0.0041	4		
C ₁₄ H ₁₀ Cl ₄	1,1-Dichloro-2,2-bis(<i>p</i> -chlorophenyl)ethane	320.041	25	0.000009	0.00009	40		

Mol. formula	Name	Mol. wt.	<i>t</i> /°C	Solubility <i>S</i>			Henry Const. <i>k_H</i>	
				Mass%	g/L	Ref.	kPa m ³ mol ⁻¹	Ref.
			45	0.000024	0.00024	40		
C ₁₄ H ₁₀ O ₄	Benzoyl peroxide	242.227	20	0.000016	0.00016	40		
C ₁₄ H ₁₂	<i>trans</i> -Stilbene	180.245	25	0.000029	0.00029	4	0.040	12
C ₁₄ H ₁₂ O ₂	Benzoin	212.244	25	0.03	0.3	40		
C ₁₄ H ₁₄	1,2-Diphenylethane	182.261	25	0.00044	0.0044	6	0.017	12
C ₁₄ H ₁₄ NO ₄ PS	Ethyl <i>p</i> -nitrophenyl benzenethiophosphate	323.304	22	0.00031	0.0031	40		
C ₁₄ H ₁₄ O	Dibenzyl ether	198.260	35	0.0040	0.040	10		
C ₁₄ H ₁₄ O ₃	2-Pivaloyl-1,3-indandione	230.259	25	0.0018	0.018	40		
C ₁₄ H ₁₅ N ₃	4-(Dimethylamino)azobenzene	225.289	20	0.00014	0.0014	40		
C ₁₄ H ₁₅ N ₃	2',3'-Dimethyl-4-aminoazobenzene	225.289	37	0.0007	0.007	40		
C ₁₄ H ₁₆ ClN ₃ O ₂	Bayleton	293.749	20	0.026	0.26	40		
C ₁₄ H ₁₆ N ₂	<i>o</i> -Tolidine	212.290	25	0.13	1.3	40		
C ₁₄ H ₁₆ N ₂ O ₂	3,3'-Dimethoxybenzidine	244.289	25	0.006	0.06	40		
C ₁₄ H ₁₈ N ₄ O ₃	Trimethoprim	290.318	25	0.04	0.4	40		
C ₁₄ H ₂₀ ClNO ₂	Alachlor	269.768	23	0.024	0.24	40		
C ₁₄ H ₂₁ N ₃ O ₃ S	Tolazamide	311.400	30	0.0065	0.065	40		
C ₁₄ H ₂₂ N ₂ O	2-(Diethylamino)- <i>N</i> -(2,6-dimethylphenyl)acetamide	234.337	25	0.38	3.8	40		
C ₁₄ H ₂₈ O ₂	Tetradecanoic acid	228.371	20	0.0020	0.020	26		
C ₁₄ H ₂₉ Cl	1-Chlorotetradecane	232.833	25	0.0232	0.232	35		
C ₁₄ H ₃₀	Tetradecane	198.388	25	0.000012	0.00012	5		
C ₁₄ H ₃₀ O	1-Tetradecanol	214.387	25	0.000031	0.00031	1		
C ₁₅ H ₁₂	2-Methylanthracene	192.256	25	0.00003	0.0003	22		
C ₁₅ H ₁₂	9-Methylanthracene	192.256	25	0.000026	0.00026	4		
C ₁₅ H ₁₂	1-Methylphenanthrene	192.256	25	0.0000269	0.000269	4		
C ₁₅ H ₁₂ N ₂ O ₂	Phenytoin	252.268	37	0.0038	0.038	40		
C ₁₅ H ₁₅ NO ₂	Mefenamic acid	241.286	20	0.0026	0.026	40		
C ₁₅ H ₁₆ O ₂	2,2-Bis(4-hydroxyphenyl)propane	228.287	27	0.035	0.35	40		
C ₁₅ H ₂₀ N ₂ O ₄ S	Acetohexamide	324.396	37	0.0013	0.013	40		
C ₁₅ H ₂₄ O	4-Nonylphenol	220.351	25	0.000636	0.00636	40		
C ₁₅ H ₂₆ O ₆	Tributylin	302.363	20	0.010	0.10	40		
C ₁₅ H ₃₀ O ₂	Pentadecanoic acid	242.398	20	0.0012	0.012	26		
C ₁₅ H ₃₂ O	1-Pentadecanol	228.414	25	0.000010	0.00010	1		
C ₁₆ H ₁₀	Fluoranthene	202.250	25	0.000026	0.00026	22	0.00096	22
C ₁₆ H ₁₀	Pyrene	202.250	25	0.000013	0.00013	22	0.00092	22
			50	0.00009	0.0009	4		
C ₁₆ H ₁₃ ClN ₂ O	Valium	284.739	25	0.005	0.05	40		
C ₁₆ H ₁₄	9,10-Dimethylanthracene	206.282	25	0.0000056	0.000056	4		
C ₁₆ H ₁₄ ClN ₃ O	Chlorodiazepoxide	299.754	20	0.2	2	40		
C ₁₆ H ₁₄ Cl ₂ O ₃	Chlorobenzilate	325.186	20	0.001	0.01	32		
C ₁₆ H ₁₄ Cl ₂ O ₄	Diclofop-methyl	341.186	20	0.0003	0.003	32		
C ₁₆ H ₁₄ N ₂ O	2-Methyl-3-(2-methylphenyl)-4(3 <i>H</i>)-quinazolinone	250.294	23	0.03	0.3	40		
C ₁₆ H ₁₅ Cl ₃ O ₂	Methoxychlor	345.648	25	0.000005	0.00005	40		
C ₁₆ H ₁₅ NO ₃	<i>N</i> -Benzoyl- <i>L</i> -phenylalanine	269.295	25	0.085	0.85	29		
C ₁₆ H ₁₆ N ₂ O ₄	Phenmedipham	300.309	25	0.00047	0.0047	32		
C ₁₆ H ₁₇ NO	Diphenamid	239.312	27	0.026	0.26	32		
C ₁₆ H ₁₇ N ₃ O ₄ S	Cephalexin	347.389	25	1.2	12	40		
C ₁₆ H ₂₂ O ₄	Dibutyl phthalate	278.344	25	0.00112	0.0112	15		
C ₁₆ H ₃₂ O ₂	Hexadecanoic acid	256.424	20	0.00072	0.0072	26		
C ₁₆ H ₃₄	Hexadecane	226.441	25	0.0000006	0.000006	37		
C ₁₆ H ₃₄ O	1-Hexadecanol	242.440	25	0.000003	0.00003	1		
C ₁₇ H ₁₂	11 <i>H</i> -Benzo[<i>a</i>]fluorene	216.277	25	0.0000045	0.000045	4		
C ₁₇ H ₁₂	11 <i>H</i> -Benzo[<i>b</i>]fluorene	216.277	25	0.0000002	0.000002	4		
C ₁₇ H ₁₇ NO ₂	Apomorphine	267.323	25	2.0	20	40		
C ₁₇ H ₁₇ N ₃ O ₃	Imazaquin	311.335	20	0.009	0.09	32		
C ₁₇ H ₁₉ NO ₃	Morphine	285.338	20	0.015	0.15	27		
C ₁₇ H ₁₉ NO ₄	Fenoxycarb	301.338	20	0.0006	0.006	32		

Mol. formula	Name	Mol. wt.	<i>t</i> /°C	Solubility <i>S</i>			Henry Const. <i>k_H</i>	
				Mass%	g/L	Ref.	kPa m ³ mol ⁻¹	Ref.
C ₁₇ H ₂₀ N ₂ O	<i>N,N,N',N'</i> -Tetramethyl-4,4'-diaminobenzophenone	268.353	20	0.04	0.4	40		
C ₁₇ H ₂₀ N ₄ O ₆	Riboflavin	376.364	25	0.0075	0.075	40		
C ₁₇ H ₂₁ NO ₄	Cocaine	303.354	25	0.17	1.7	27		
C ₁₇ H ₂₃ NO ₃	Atropine	289.370	20	0.3	3	40		
C ₁₇ H ₂₃ NO ₃	Hyoscyamine	289.370	20	0.36	3.6	40		
C ₁₇ H ₃₄ O ₂	Heptadecanoic acid	270.451	20	0.00042	0.0042	26		
C ₁₈ H ₁₂	Benz[a]anthracene	228.288	25	0.0000011	0.000011	22	0.00058	22
C ₁₈ H ₁₂	Chrysene	228.288	25	0.0000002	0.000002	22	0.000065	22
C ₁₈ H ₁₂	Naphthacene	228.288	25	0.00000006	0.0000006	4	0.000004	12
C ₁₈ H ₁₂	Triphenylene	228.288	25	0.0000041	0.000041	4	0.00001	12
C ₁₈ H ₁₂ N ₂	2,2'-Biquinoline	256.301	24	0.000102	0.00102	6		
C ₁₈ H ₁₄	<i>o</i> -Terphenyl	230.304	25	0.00012	0.0012	40		
C ₁₈ H ₁₄	<i>m</i> -Terphenyl	230.304	25	0.00015	0.0015	40		
C ₁₈ H ₁₄	<i>p</i> -Terphenyl	230.304		0.0000018	0.000018	40		
C ₁₈ H ₁₅ O ₄ P	Triphenyl phosphate	326.283	24	0.000073	0.00073	40		
C ₁₈ H ₁₆ OSn	Triphenyltin hydroxide	367.029	20	0.0001	0.001	32		
C ₁₈ H ₂₀ O ₂	<i>trans</i> -Diethylstilbestrol	268.351	20	0.01	0.1	40		
C ₁₈ H ₂₁ NO ₃	Codeine	299.365	25	0.79	7.9	27		
C ₁₈ H ₃₂ O ₁₆	Raffinose	504.437	20	12.5	~145	27		
C ₁₈ H ₃₄ O ₄	Dibutyl sebacate	314.461	20	0.004	0.04	10		
C ₁₈ H ₃₆ O ₂	Stearic acid	284.478	20	0.00029	0.0029	26		
C ₁₈ H ₃₈	Octadecane	254.495	25	0.0000006	0.000006	37		
C ₁₈ H ₃₈ O	1-Octadecanol	270.494	34	0.000011	0.00011	1		
C ₁₉ H ₁₄	9-Methylbenz[a]anthracene	242.314	27	0.0000066	0.000066	4		
C ₁₉ H ₁₄	10-Methylbenz[a]anthracene	242.314	25	0.0000055	0.000055	4		
C ₁₉ H ₁₄	5-Methylchrysene	242.314	27	0.0000062	0.000062	4		
C ₁₉ H ₁₆ ClNO ₄	Indomethacin	357.788	25	0.001	0.01	40		
C ₁₉ H ₁₆ O ₄	Warfarin	308.328	20	0.004	0.04	40		
C ₁₉ H ₁₉ N ₇ O ₆	Folic acid	441.397	0	0.001	0.01	26		
			100	0.05	0.5	26		
C ₁₉ H ₂₀ N ₂ O ₂	Phenylbutazone	308.374	25	0.0034	0.034	40		
C ₁₉ H ₂₈ O ₂	17-Hydroxyandrost-4-en-3-one, (17β)	288.424	25	0.0024	0.024	40		
C ₂₀ H ₁₂	Perylene	252.309	25	0.00000004	0.0000004	4	0.000003	12
C ₂₀ H ₁₂	Benzo[a]pyrene	252.309	25	0.0000003	0.000003	22	0.0000465	22
C ₂₀ H ₁₂	Benzo[e]pyrene	252.309	20	0.0000005	0.000005	22	0.0000467	22
C ₂₀ H ₁₂	Benzo[k]fluoranthene	252.309		0.00000008	0.0000008	40		
C ₂₀ H ₁₂	Benzo[b]fluoranthene	252.309	20	0.0000002	0.000002	40		
C ₂₀ H ₁₂ O ₅	Fluorescein	332.306	20	0.005	0.05	27		
C ₂₀ H ₁₃ N	13 <i>H</i> -Dibenzo[a,i]carbazole	267.324	24	0.00000104	0.0000104	6		
C ₂₀ H ₁₄	1,2-Dihydrobenz[j]aceanthrylene	254.325	25	0.00000036	0.0000036	6		
C ₂₀ H ₁₄ O ₄	Phenolphthalein	318.323	20	0.018	0.18	27		
C ₂₀ H ₁₄ O ₄	Diphenyl phthalate	318.323	24	0.000008	0.00008	40		
C ₂₀ H ₂₁ NO ₄	Papaverine	339.386	37	0.0037	0.037	40		
C ₂₀ H ₂₃ N	Amitriptyline	277.404	24	0.00097	0.0097	40		
C ₂₀ H ₂₄ N ₂ O ₂	Quinine	324.417	25	0.057	0.57	27		
C ₂₀ H ₂₄ N ₂ O ₂	Quinidine	324.417	20	0.020	0.20	27		
C ₂₀ H ₂₆ O ₂	Norethisterone	298.419	25	0.00063	0.0063	40		
C ₂₀ H ₃₀ O ₂	17-Methyltestosterone	302.451	25	0.0033	0.033	40		
C ₂₀ H ₄₂	Eicosane	282.547	25	0.00000019	0.0000019	4		
C ₂₁ H ₁₃ N	Dibenz[a,j]acridine	279.335	25	0.000016	0.00016	6		
C ₂₁ H ₁₆	1,2-Dihydro-3-methylbenz[j]aceanthrylene	268.352	25	0.00000022	0.0000022	6		
C ₂₁ H ₂₀ Cl ₂ O ₃	Permethrin	391.288	20	0.00002	0.0002	32		
C ₂₁ H ₂₁ O ₄ P	Tri- <i>p</i> -cresyl phosphate	368.363	25	0.00004	0.0004	40		
C ₂₁ H ₂₂ N ₂ O ₂	Strychnine	334.412	20	0.013	0.13	27		
C ₂₁ H ₂₃ ClFNO ₂	Haloperidol	375.865	30	0.0003	0.003	40		
C ₂₁ H ₂₆ O ₅	17,21-Dihydroxypregna-1,4-diene-3,11,20-trione	358.428	25	0.012	0.12	40		

Mol. formula	Name	Mol. wt.	<i>t</i> /°C	Solubility <i>S</i>			Henry Const. <i>k_H</i>	
				Mass%	g/L	Ref.	kPa m ³ mol ⁻¹	Ref.
C ₂₁ H ₂₈ O ₅	Prednisolone	360.444	25	0.03	0.3	40		
C ₂₁ H ₂₈ O ₅	17,21-Dihydroxypregn-4-ene-3,11,20-trione	360.444	25	0.028	0.28	30		
C ₂₁ H ₃₀ O ₂	Progesterone	314.462	25	0.00088	0.0088	40		
			41	0.00206	0.0206	40		
C ₂₁ H ₃₀ O ₅	Hydrocortisone	362.460	25	0.029	0.29	40		
C ₂₁ H ₃₃ NO ₇	Lasiocarpine	411.490	20	0.67	6.75	40		
C ₂₂ H ₁₂	Indeno[1,2,3-cd]pyrene	276.330	20	0.00000002	0.0000002	40		
C ₂₂ H ₁₂	Benzo[ghi]perylene	276.330	25	0.000000026	0.00000026	4	0.000075	12
C ₂₂ H ₁₄	Benzo[b]triphenylene	278.346	25	0.0000027	0.000027	4		
C ₂₂ H ₁₄	Dibenz[a,h]anthracene	278.346	25	0.00000006	0.0000006	4		
C ₂₂ H ₁₄	Dibenz[a,j]anthracene	278.346	25	0.0000012	0.000012	4		
C ₂₂ H ₁₄	Picene	278.346	25	0.00000025	0.0000025	4		
C ₂₂ H ₁₈ Cl ₂ FNO ₃	Cyfluthrin	434.287	20	0.0000002	0.000002	32		
C ₂₂ H ₁₉ Cl ₂ NO ₃	Cypermethrin	416.297	20	0.0000001	0.000001	32		
C ₂₂ H ₂₀ O ₁₃	Carminic acid	492.386	20	0.13	1.3	40		
C ₂₂ H ₂₂ FN ₃ O ₂	Droperidol	379.427	30	0.00041	0.0041	40		
C ₂₂ H ₂₃ NO ₇	Noscipine	413.421	25	0.03	0.3	40		
C ₂₂ H ₂₅ NO ₆	Colchicine	399.437	20	4	4	26		
C ₂₂ H ₂₉ FO ₅	Dexamethasone	392.460	25	0.009	0.09	40		
C ₂₂ H ₃₀ O ₅	Methylprednisolone	374.470	25	0.012	0.12	40		
C ₂₂ H ₄₄ O ₂	Butyl stearate	340.583	25	0.2	2	10		
C ₂₂ H ₄₆	Docosane	310.600	22	0.0000006	0.000006	37		
C ₂₃ H ₁₉ ClF ₃ NO ₃	Cyhalothrin	449.850	20	0.0000005	0.000005	32		
C ₂₃ H ₂₂ ClF ₃ O ₂	Bifenthrin	422.868	25	0.00001	0.0001	32		
C ₂₃ H ₂₂ O ₆	Rotenone	394.417	25	0.000017	0.00017	40		
C ₂₃ H ₂₆ N ₂ O ₄	Brucine	394.463	20	0.012	0.12	27		
C ₂₃ H ₂₇ NO ₈	Narceine	445.462	13	0.078	0.78	27		
C ₂₄ H ₁₂	Coronene	300.352	25	0.000000014	0.00000014	4		
C ₂₄ H ₃₈ O ₄	Bis(2-ethylhexyl) phthalate	390.557	25	0.000027	0.00027	40		
C ₂₄ H ₄₀ O ₄	3,12-Dihydroxycholan-24-oic acid, (3α,5β,12α)	392.573	20	0.001	0.01	40		
C ₂₄ H ₄₀ O ₅	Cholic acid	408.572	20	0.028	0.28	26		
C ₂₄ H ₅₀	Tetracosane	338.654	22	0.0000004	0.000004	37		
C ₂₅ H ₂₄ F ₆ N ₄	Hydramethylnon	494.476	20	0.0000006	0.000006	32		
C ₂₆ H ₅₄	Hexacosane	366.707	25	0.0000002	0.000002	37		
C ₂₈ H ₅₈	Octacosane	394.761	22	0.0000006	0.000006	37		
C ₂₉ H ₃₂ O ₁₃	Etoposide	588.556	20	0.02	0.2	40		
C ₂₉ H ₄₀ N ₂ O ₄	Emetine	480.639	15	0.096	0.96	40		
C ₂₉ H ₄₄ O ₁₂	Ouabain	584.652	25	1.3	13	40		
C ₃₃ H ₄₀ N ₂ O ₉	Reserpine	608.679	30	0.0073	0.073	40		
C ₃₆ H ₇₄	Hexatriacontane	506.973	25	0.0000002	0.000002	37		
C ₃₇ H ₆₇ NO ₁₃	Erythromycin	733.927	30	0.12	1.2	40		
			80	0.04	0.4	40		
C ₄₁ H ₆₄ O ₁₃	Digitoxin	764.939	25	0.0004	0.004	40		
C ₄₁ H ₆₄ O ₁₄	Digoxin	780.939	25	0.0059	0.059	40		
C ₄₅ H ₇₃ NO ₁₅	Solanine	868.060	15	0.0026	0.026	40		
C ₆₀ H ₇₈ OSn ₂	Fenbutatin oxide	1052.68	23	0.0000005	0.000005	32		

^a Indicates a value of *S* for a gas at a partial pressure of 101.325 kPa (1 atm) in equilibrium with the solution.

AQUEOUS SOLUBILITY OF INORGANIC COMPOUNDS AT VARIOUS TEMPERATURES

The solubility of over 300 common inorganic compounds in water is tabulated here as a function of temperature. Solubility is defined as the concentration of the compound in a solution that is in equilibrium with a solid phase at the specified temperature. In this table the solid phase is generally the most stable crystalline phase at the temperature in question. An asterisk * on solubility values in adjacent columns indicates that the solid phase changes between those two temperatures (usually from one hydrated phase to another or from a hydrate to the anhydrous solid). In such cases the slope of the solubility vs. temperature curve may show a discontinuity.

All solubility values are expressed as mass percent of solute, $100w_2$, where

$$w_2 = m_2 / (m_1 + m_2)$$

and m_2 is the mass of solute and m_1 the mass of water. This quantity is related to other common measures of solubility as follows:

$$\text{Molarity: } c_2 = 1000 \rho w_2 / M_2$$

$$\text{Molality: } m_2 = 1000 w_2 / M_2 (1 - w_2)$$

$$\text{Mole fraction: } x_2 = (w_2 / M_2) / \{ (w_2 / M_2) + (1 - w_2) / M_1 \}$$

$$\text{Mass of solute per 100 g of H}_2\text{O: } r_2 = 100 w_2 / (1 - w_2)$$

Here M_2 is the molar mass of the solute and $M_1 = 18.015$ g/mol is the molar mass of water. ρ is the density of the solution in g cm^{-3} .

The data in the table have been derived from the references indicated; in many cases the data have been refitted or interpolated in order to present solubility at rounded values of temperature. Where available, values were taken from the IUPAC *Solubility Data Series* (Reference 1) or the related papers in the *Journal of Physical and Chemical Reference Data* (References 2 to 5), which present carefully evaluated data.

The solubility of sparingly soluble compounds that do not appear in this table may be calculated from the data in the table "Solubility Product Constants". Solubility of inorganic gases may be found in the table "Solubility of Selected Gases in Water".

Compounds are listed alphabetically by chemical formula in the most commonly used form (e.g., NaCl, NH_4NO_3 , etc.).

References

1. *Solubility Data Series*, International Union of Pure and Applied Chemistry. Volumes 1 to 53 were published by Pergamon Press, Oxford, from 1979 to 1994; subsequent volumes were published by Oxford University Press, Oxford. The number following the colon is the volume number in the series.
2. Clever, H. L., and Johnston, F. J., *J. Phys. Chem. Ref. Data*, 9, 751, 1980.
3. Marcus, Y., *J. Phys. Chem. Ref. Data*, 9, 1307, 1980.
4. Clever, H. L., Johnson, S. A., and Derrick, M. E., *J. Phys. Chem. Ref. Data*, 14, 631, 1985.
5. Clever, H. L., Johnson, S. A., and Derrick, M. E., *J. Phys. Chem. Ref. Data*, 21, 941, 1992.
6. Söhnel, O., and Novotny, P., *Densities of Aqueous Solutions of Inorganic Substances*, Elsevier, Amsterdam, 1985.
7. Krungalz, B.S., *Mineral Solubility in Water at Various Temperatures*, Israel Oceanographic and Limnological Research Ltd., Haifa, 1994.
8. Potter, R. W., and Clynne, M. A., *J. Research U.S. Geological Survey*, 6, 701, 1978; Clynne, M. A., and Potter, R. W., *J. Chem. Eng. Data*, 24, 338, 1979.
9. Marshal, W. L., and Slusher, R., *J. Phys. Chem.*, 70, 4015, 1966; Knacke, O., and Gans, W., *Zeit. Phys. Chem.*, NF, 104, 41, 1977.
10. Stephen, H., and Stephen, T., *Solubilities of Inorganic and Organic Compounds, Vol. 1*, Macmillan, New York, 1963.

Compound	0°C	10°C	20°C	25°C	30°C	40°C	50°C	60°C	70°C	80°C	90°C	100°C	Ref.
AgBrO ₃				0.193							1.32		7
AgClO ₂	0.17	0.31	0.47	0.55	0.64	0.82	1.02	1.22	1.44	1.66	1.88	2.11	7
AgClO ₃				15									7
AgClO ₄	81.6	83.0	84.2	84.8	85.3	86.3	86.9	87.5	87.9	88.3	88.6	88.8	6
AgNO ₂	0.155			0.413									7
AgNO ₃	55.9	62.3	67.8	70.1	72.3	76.1	79.2	81.7	83.8	85.4	86.7	87.8	6
Ag ₂ SO ₄	0.56	0.67	0.78	0.83	0.88	0.97	1.05	1.13	1.20	1.26	1.32	1.39	7
AlCl ₃	30.84	30.91	31.03	31.10	31.18	31.37	31.60	31.87	32.17	32.51	32.90	33.32	7
Al(ClO ₄) ₃	54.9										64.4		7
AlF ₃	0.25	0.34	0.44	0.50	0.56	0.68	0.81	0.96	1.11	1.28	1.45	1.64	7
Al(NO ₃) ₃	37.0	38.2	39.9	40.8	42.0	44.5	47.3	50.4	53.8*			61.5*	6
Al ₂ (SO ₄) ₃	27.5			27.8	28.2	29.2	30.7	32.6	34.9	37.6	40.7	44.2	7
As ₂ O ₃	1.19	1.48	1.80	2.01	2.27	2.86	3.43	4.11	4.89	5.77	6.72	7.71	10
BaBr ₂	47.6	48.5	49.5	50.0	50.4	51.4	52.5	53.5	54.5	55.5	56.6	57.6	6
Ba(BrO ₃) ₂	0.285	0.442	0.656	0.788	0.935	1.30	1.74	2.27	2.90	3.61	4.40	5.25	1:14
Ba(C ₂ H ₃ O ₂) ₂	37.0			44.2									7
BaCl ₂	23.30	24.88	26.33	27.03	27.70	29.00	30.27	31.53	32.81	34.14	35.54	37.05	8
Ba(ClO ₂) ₂	30.5			31.3								44.7	7
Ba(ClO ₃) ₂	16.90	21.23	23.66	27.50	29.43	33.16	36.69	40.05	43.04	45.90	48.70	51.17	1:14
Ba(ClO ₄) ₂	67.30	70.96	74.30	75.75	77.05	79.23	80.92	82.21	83.16	83.88	84.43	84.90	7
BaF ₂		0.158		0.161									7
BaI ₂	62.5	64.7	67.3	68.8	69.1	69.5	70.1	70.7	71.3	72.0	72.7	73.4	6

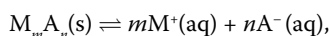
Compound	0°C	10°C	20°C	25°C	30°C	40°C	50°C	60°C	70°C	80°C	90°C	100°C	Ref.
Ba(IO ₃) ₂	0.0182	0.0262	0.0342	0.0396	0.045*	0.058*	0.073	0.090	0.109	0.131	0.156	0.182	1:14
Ba(NO ₂) ₂	31.1	36.6	41.8	44.3	46.8	51.6	56.2	60.5	64.6	68.5	72.1	75.6	10
Ba(NO ₃) ₂	4.7	6.3	8.2	9.3	10.2	12.4	14.7	17.0	19.3	21.5	23.5	25.5	6
Ba(OH) ₂	1.67			4.68	8.4	19	33	52	74	100			7
BaS	2.79	4.78	6.97	8.21	9.58	12.67	16.18	20.05	24.19	28.55	33.04	37.61	7
Ba(SCN) ₂				62.6									7
BaSO ₃				0.0011									1:26
BeCl ₂	40.5			41.7									7
Be(ClO ₄) ₂				59.5									7
BeSO ₄	26.69	27.58	28.61	29.22	29.90	31.51	33.39	35.50	37.78	40.21	42.72	45.28	7
CaBr ₂	55	56	59	61	63	68	71	73					10
CaCl ₂	36.70	39.19	42.13	44.83*	49.12*	52.85*	56.05*	56.73	57.44	58.21	59.04	59.94	8
Ca(ClO ₃) ₂	63.2	64.2	65.5	66.3	67.2	69.0	71.0	73.2	75.5*	77.4*	77.7	78.0	1:14
Ca(ClO ₄) ₂				65.3									7
CaF ₂	0.0013			0.0016									10
CaI ₂	64.6	66.0	67.6	68.3	69.0	70.8	72.4	74.0	76.0	78.0	79.6	81.0	7
Ca(IO ₃) ₂	0.082	0.155	0.243	0.305	0.384*	0.517*	0.590	0.652	0.811*	0.665*	0.668		1:14
Ca(NO ₂) ₂	38.6	39.5	44.5	48.6									7
Ca(NO ₃) ₂	50.1	53.1	56.7	59.0	60.9	65.4	77.8	78.1	78.2	78.3	78.4	78.5	6
CaSO ₃			0.0059	0.0054	0.0049	0.0041	0.0035	0.0030	0.0026	0.0023	0.0020	0.0019	1:26
CaSO ₄	0.174	0.191	0.202	0.205	0.208	0.210	0.207	0.201	0.193	0.184	0.173	0.163	9
CdBr ₂	36.0	43.0	49.9	53.4	56.4	60.3*	60.3*	60.5	60.7	60.9	61.3	61.6	6
CdC ₂ O ₄				0.0060									5
CdCl ₂	47.2	50.1	53.2	54.6	56.3*	57.3*	57.5	57.8	58.1	58.51	58.98	59.5	6
Cd(ClO ₄) ₂				58.7								66.9	7
CdF ₂		5.82	4.65	4.18	3.76								5
CdI ₂	44.1	44.9	45.8	46.3	46.8	47.9	49.0	50.2	51.5	52.7	54.1	55.4	6
Cd(IO ₃) ₂				0.091									5
Cd(NO ₃) ₂	55.4	57.1	59.6	61.0	62.8	66.5	70.6	86.1	86.5	86.8	87.1	87.4	6
CdSO ₄	43.1	43.1	43.2	43.4	43.6	44.1	43.5	42.5	41.4	40.2	38.5	36.7	6
CdSeO ₄	42.04	40.59	39.02	38.18	37.29	35.35	33.15	30.65	27.84	24.69	21.24	17.49	5
Ce(NO ₃) ₃	57.99	59.80	61.89	63.05	64.31*	67.0*	68.6	71.1*	74.9*	79.2	80.9	83.1	1:13
CoCl ₂	30.30	32.60	34.87	35.99	37.10	39.27	41.38	43.46	45.50	47.51	49.51	51.50	7
Co(ClO ₄) ₂	50.0			53.0									7
CoF ₂				1.4									7
CoI ₂	58.00	61.78	65.35	66.99	68.51	71.17	73.41	75.29	76.89	78.28	79.52	80.70	7
Co(NO ₂) ₂	0.076			0.49									7
Co(NO ₃) ₂	45.5	47.0	49.4	50.8	52.4	56.0	60.1	62.6	64.9	67.7			6
CoSO ₄	19.9	23.0	26.1	27.7	29.2	32.3	34.4	35.9	35.5	33.2	30.6	27.8	6
Co(SCN) ₂				50.7									7
CrO ₃	62.2	62.3	62.6	62.8	63.0	63.5	64.1	64.7	65.5	66.2	67.1	67.9	6
CsBr				55.2									7
CsBrO ₃	1.16	1.93	3.01	3.69	4.46	6.32	8.60	11.32	14.45	17.96	21.83	25.98	1:30
CsCl	61.83	63.48	64.96	65.64	66.29	67.50	68.60	69.61	70.54	71.40	72.21	72.96	1:47
CsClO ₃	2.40	3.87	5.94	7.22	8.69	12.15	16.33	21.14	26.45	32.10	37.89	43.42	1:30
CsClO ₄	0.79	1.01	1.51	1.96	2.57	4.28	6.55	9.29	12.41	15.80	19.39	23.07	7
CsI	30.9	37.2	43.2	45.9	48.6	53.3	57.3	60.7	63.6	65.9	67.7	69.2	6
CsIO ₃	1.08	1.58	2.21	2.59	3.02	3.96	5.06	6.29	7.70	9.20	10.79	12.45	1:30
CsNO ₃	8.46	13.0	18.6	21.8	25.1	32.0	39.0	45.7	51.9	57.3	62.1	66.2	6
CsOH				75									7
Cs ₂ SO ₄	62.6	63.4	64.1	64.5	64.8	65.5	66.1	66.7	67.3	67.8	68.3	68.8	6
CuBr ₂				55.8									7
CuCl ₂	40.8	41.7	42.6	43.1	43.7	44.8	46.0	47.2	48.5	49.9	51.3	52.7	6
Cu(ClO ₄) ₂	54.3			59.3									7
CuF ₂				0.075									7
Cu(NO ₃) ₂	45.2	49.8	56.3	59.2	61.1	62.0	63.1	64.5	65.9	67.5	69.2	71.0	6
CuSO ₄	12.4	14.4	16.7	18.0	19.3	22.2	25.4	28.8	32.4	36.3	40.3	43.5	6
CuSeO ₄	10.6			16.0									7
Dy(NO ₃) ₃	58.79	59.99	61.49	62.35	63.29	65.43	68.04	71.58					1:13
Er(NO ₃) ₃	61.58	63.15	64.84	65.75	66.69	68.70	70.96	73.64	77.75				1:13
Eu(NO ₃) ₃	55.2	56.7	58.5	59.4	60.4	62.5	64.6						1:13

Compound	0°C	10°C	20°C	25°C	30°C	40°C	50°C	60°C	70°C	80°C	90°C	100°C	Ref.
FeBr ₂				54.6								64.8*	7
FeCl ₂	33.2*			39.4*								48.7*	7
FeCl ₃	42.7	44.9	47.9	47.7	51.6	74.8	76.7	84.6	84.3	84.3	84.4	84.7	6
Fe(ClO ₄) ₂	63.39			67.76									7
FeF ₃				5.59									7
Fe(NO ₃) ₃	40.15			46.57									7
Fe(NO ₃) ₂	41.44			46.67									7
FeSO ₄	13.5	17.0	20.8	22.8	24.8	28.8	32.8	35.5	33.6	30.4	27.1	24.0	6
Gd(NO ₃) ₃	56.3	57.7	59.2	60.1	61.0	62.9	65.2	67.9	71.5				1:13
HIO ₃	73.45	74.10	74.98	75.48	76.03	77.20	78.46	79.78	81.13	82.48	83.82	85.14	1:30
H ₃ BO ₃	2.61	3.57	4.77	5.48	6.27	8.10	10.3	12.9	15.9	19.3	23.1	27.3	6
HgBr ₂	0.26	0.37	0.52	0.61	0.72	0.96	1.26	1.63	2.08	2.61	3.23	3.95	4
Hg(CN) ₂	6.57	7.83	9.33	10.2	11.1	13.1	15.5	18.2	21.2	24.6	28.3	32.3	6
HgCl ₂	4.24	5.05	6.17	6.81	7.62	9.53	12.02	15.18	19.16	24.06	29.90	36.62	4
HgI ₂			0.0041	0.0055	0.0072	0.0122	0.0199						4
Hg(SCN) ₂				0.070									4
Hg ₂ Cl ₂				0.0004									3
Hg ₂ (ClO ₄) ₂	73.8			79.8*								85.3*	7
Hg ₂ SO ₄	0.038	0.043	0.048	0.051	0.054	0.059	0.065	0.070	0.076	0.082	0.088	0.093	4
Ho(NO ₃) ₃				63.8									1:13
KBF ₄	0.28	0.34	0.45	0.55	0.75	1.38	2.09	2.82	3.58	4.34	5.12	5.90	10
KBr	35.0	37.3	39.4	40.4	41.4	43.2	44.8	46.2	47.6	48.8	49.8	50.8	6
KBrO ₃	2.97	4.48	6.42	7.55	8.79	11.57	14.71	18.14	21.79	25.57	29.42	33.28	1:30
KC ₂ H ₃ O ₂	68.40	70.29	72.09	72.92	73.70	75.08	76.27	77.31	78.22	79.04	79.80	80.55	7
KCl	21.74	23.61	25.39	26.22	27.04	28.59	30.04	31.40	32.66	33.86	34.99	36.05	1:47
KClO ₃	3.03	4.67	6.74	7.93	9.21	12.06	15.26	18.78	22.65	26.88	31.53	36.65	1:30
KClO ₄	0.70	1.10	1.67	2.04	2.47	3.54	4.94	6.74	8.99	11.71	14.94	18.67	6
KF	30.90	39.8	47.3	50.41	53.2					60.0			7
KHCO ₃	18.62	21.73	24.92	26.6	28.13	31.32	34.46	37.51	40.45				6
KHSO ₄	27.1	29.7	32.3	33.6	35.0	37.8	40.5	43.4	46.2	49.02	51.82	54.6	6
KH ₂ PO ₄	11.74	14.91	18.25	19.97	21.77	25.28	28.95	32.76	36.75	40.96	45.41	50.12	1:31
KI	56.0	57.6	59.0	59.7	60.4	61.6	62.8	63.8	64.8	65.7	66.6	67.4	6
KIO ₃	4.53	5.96	7.57	8.44	9.34	11.09	13.22	15.29	17.41	19.58	21.78	24.03	1:30
KIO ₄	0.16	0.22	0.37	0.51	0.70	1.24	1.96	2.83	3.82	4.89	6.02	7.17	7
KMnO ₄	2.74	4.12	5.96	7.06	8.28	11.11	14.42	18.16					6
KNO ₂	73.7	74.6	75.3	75.7	76.0	76.7	77.4	78.0	78.5	79.1	79.6	80.1	6
KNO ₃	12.0	17.6	24.2	27.7	31.3	38.6	45.7	52.2	58.0	63.0	67.3	70.8	6
KOH	48.7	50.8	53.2	54.7	56.1	57.9	58.6	59.5	60.6	61.8	63.1	64.6	6
KSCN	63.8	66.4	69.1	70.4	71.6	74.1	76.5	78.9	81.1	83.3	85.3	87.3	6
K ₂ CO ₃	51.3	51.7	52.3	52.7	53.1	54.0	54.9	56.0	57.2	58.4	59.6	61.0	6
K ₂ CrO ₄	37.1	38.1	38.9	39.4	39.8	40.5	41.3	41.9	42.6	43.2	43.8	44.3	6
K ₂ Cr ₂ O ₇	4.30	7.12	10.9	13.1	15.5	20.8	26.3	31.7	36.9	41.5	45.5	48.9	6
K ₂ HAsO ₄	48.5*			63.6*								79.8*	7
K ₂ HPO ₄	57.0	59.1	61.5	62.7	64.1	67.7*		72.7*					1:31
K ₂ MoO ₄				64.7							66.5		7
K ₂ SO ₃	51.30	51.39	51.49	51.55	51.62	51.76	51.93	52.11	52.32	52.54	52.79	53.06	1:26
K ₂ SO ₄	7.11	8.46	9.95	10.7	11.4	12.9	14.2	15.5	16.7	17.7	18.6	19.3	6
K ₂ S ₂ O ₃	49.0*			62.3*							75.7*		7
K ₂ S ₂ O ₅	22.1	26.7	31.1	33.1	35.2	39.0	42.6	46.0	49.1	52.0	54.6		1:26
K ₂ SeO ₃	68.4*			68.5*								68.5*	7
K ₂ SeO ₄	52.70	52.93	53.17	53.30	53.43	53.70	53.99	54.30	54.61	54.94	55.26	55.60	7
K ₃ AsO ₄	51.5*			55.6*								73*	7
K ₃ Fe(CN) ₆	23.9	27.6	31.1	32.8	34.3	37.2	39.6	41.7	43.5	45.0	46.1	47.0	6
K ₃ PO ₄	44.3			51.4									7
K ₄ Fe(CN) ₆	12.5	17.3	22.0	23.9	25.6	29.2	32.5	35.5	38.2	40.6	41.4	43.1	6
LaCl ₃	49.0	48.5	48.6	48.9	49.3	50.5	52.1	54.0	56.3	58.9	61.7		6
La(NO ₃) ₃	55.0	56.9	58.9	60.0	61.1	63.6	66.3	69.9*	74.1*				1:13
LiBr	58.4	60.1	62.7	64.4	65.9	67.8	68.3	69.0	69.8	70.7	71.7	72.8	6
LiBrO ₃	61.03	62.62	64.44	65.44	66.51	68.90	71.68*	73.24*	74.43	75.66	76.93	78.32	1:30
LiC ₂ H ₃ O ₂	23.76	26.49	29.42	31.02	32.72	36.48	40.65	45.15	49.93	54.91	60.04	65.26	7
LiCl	40.45	42.46*	45.29*	45.81	46.25	47.30	48.47	49.78	51.27	52.98	54.98*	56.34*	1:47

Compound	0°C	10°C	20°C	25°C	30°C	40°C	50°C	60°C	70°C	80°C	90°C	100°C	Ref.
NaBr	44.4	45.9	47.7	48.6	49.6	51.6	53.7	54.1	54.3	54.5	54.7	54.9	6
NaBrO ₃	20.0	23.22	26.65	28.28	29.86	32.83	35.55	38.05	40.37	42.52			1:30
NaCHO ₂	30.8	37.9	45.7	48.7	50.6	52.0	53.5	55.0					6
NaC ₂ H ₃ O ₂	26.5	28.8	31.8	33.5	35.5	39.9	45.1	58.3	59.3	60.5	61.7	62.9	6
NaCl	26.28	26.32	26.41	26.45	26.52	26.67	26.84	27.03	27.25	27.50	27.78	28.05	1:47
NaClO	22.7			44.4									7
NaClO ₂				97.0*				95.3*					7
NaClO ₃	44.27	46.67	49.3	50.1	51.2	53.6	55.5	57.0	58.5	60.5	63.3	67.1	1:30
NaClO ₄	61.9	64.1	66.2	67.2	68.3	70.4	72.5	74.1	74.7	75.4	76.1	76.7	6
NaF	3.52	3.72	3.89	3.97	4.05	4.20	4.34	4.46	4.57	4.66	4.75	4.82	6
NaHCO ₃	6.48	7.59	8.73	9.32	9.91	11.13	12.40	13.70	15.02	16.37	17.73	19.10	7
NaHSO ₄				22.2								33.3	10
NaH ₂ PO ₄	36.54	41.07	46.00	48.68	51.54	57.89*	61.7*	62.3*	65.9	68.7			1:31
NaI	61.2	62.4	63.9	64.8	65.7	67.7	69.8	72.0	74.7	74.8	74.9	75.1	6
NaIO ₃	2.43	4.40	7.78*	8.65*	9.60	11.67	13.99	16.52	19.25*	21.1*	22.9	24.7	1:30
NaIO ₄				12.62									7
NaNO ₂	41.9	43.4	45.1	45.9	46.8	48.7	50.7	52.8	55.0	57.2	59.5	61.8	6
NaNO ₃	42.2	44.4	46.6	47.7	48.8	51.0	53.2	55.3	57.5	59.6	61.7	63.8	6
NaOH	30	39	46	50	53	58	63	67	71	74	76	79	10
NaSCN		52.9	57.1	60.2	62.7	63.5	64.2	65.0	65.9	66.9	67.9	69.0	6
Na ₂ B ₄ O ₇	1.23	1.71	2.50	3.07	3.82	6.02	9.7	14.9	17.1	19.9	23.5	28.0	6
Na ₂ CO ₃	6.44	10.8	17.9	23.5	28.7	32.8	32.2	31.7	31.3	31.1	30.9	30.9	6
Na ₂ C ₂ O ₄	2.62	2.95	3.30	3.48	3.65	4.00	4.36	4.71	5.06	5.41	5.75	6.08	6
Na ₂ CrO ₄	22.6	32.3	44.6	46.7	46.9	48.9	51.0	53.4	55.3	55.5	55.8	56.1	6
Na ₂ Cr ₂ O ₇	62.1	63.1	64.4	65.2	66.1	68.0	70.1	72.3	74.6	77.0	79.6	80.7	6
Na ₂ HAsO ₄	5.6*			29.3*								67*	7
Na ₂ HPO ₄	1.66	4.19	7.51	10.55	16.34*	35.17*	44.64*	45.20	46.81	48.78	50.52	51.53	1:31
Na ₂ MoO ₄	30.6	38.8	39.4	39.4	39.8	40.3	41.0	41.7	42.6	43.5	44.5	45.5	6
Na ₂ S	11.1	13.2	15.7	17.1	18.6	22.1	26.7	28.1	30.2	33.0	36.4	41.0	6
Na ₂ SO ₃	12.0	16.1	20.9	23.5	26.3*	27.3*	25.9	24.8	23.7	22.8	22.1	21.5	1:26
Na ₂ SO ₄			16.13	21.94	29.22*	32.35*	31.55	30.90	30.39	30.02	29.79	29.67	8
Na ₂ S ₂ O ₃	33.1	36.3	40.6	43.3	45.9	52.0	62.3	65.7	68.8	69.4	70.1	71.0	6
Na ₂ S ₂ O ₅		38.4	39.5	40.0	40.6	41.8	43.0	44.2	45.5	46.8	48.1	49.5	1:26
Na ₂ SeO ₃				47.3*								45*	7
Na ₂ SeO ₄	11.7			36.9*								42.1*	7
Na ₂ WO ₄	41.6	41.9	42.3	42.6	42.9	43.6	44.4	45.3	46.2	47.3	48.4	49.5	6
Na ₃ PO ₄	4.28	7.30	10.8	12.6	14.1	16.6	22.9	28.4	32.4	37.6	40.4	43.5	6
Na ₄ P ₂ O ₇	2.23	3.28	4.81	6.62	7.00	10.10	14.38	20.07	27.31	36.03	32.37	30.67	6
NdCl ₃	49.0	49.3	49.7	50.0	50.4	51.2	52.2	53.3	54.5	55.8	57.1	58.5	6
Nd(NO ₃) ₃	55.76	57.49	59.37	60.38	61.43	63.69	66.27	69.47					1:13
NiCl ₂	34.7	36.1	38.5	40.3	41.7	42.1	43.2	45.0	46.1	46.2	46.4	46.6	6
Ni(ClO ₄) ₂	51.1			52.8									7
NiF ₂				2.50							2.52		7
NiI ₂	55.40	57.68	59.78	60.69	61.50	62.80	63.73	64.38	64.80	65.09	65.30		7
Ni(NO ₃) ₂	44.1	46.0	48.4	49.8	51.3	54.6	58.3	61.0	63.1	65.6	67.9	69.0	6
NiSO ₄	21.4	24.4	27.4	28.8	30.3*	32.0*	34.1	35.8	37.7	39.9	42.3	44.8	6
Ni(SCN) ₂				35.48									7
NiSeO ₄	21.6		26.2*									45.6*	7
PbBr ₂	0.449	0.620	0.841	0.966	1.118	1.46	1.89						2
PbCl ₂	0.66	0.81	0.98	1.07	1.17	1.39	1.64	1.93	2.24	2.60	2.99	3.42	2
Pb(ClO ₄) ₂				81.5									7
PbF ₂		0.0603	0.0649	0.0670	0.0693								2
PbI ₂	0.041	0.052	0.067	0.076	0.086	0.112	0.144	0.187	0.243	0.315			2
Pb(IO ₃) ₂				0.0025									7
Pb(NO ₃) ₂	28.46	32.13	35.67	37.38	39.05	42.22	45.17	47.90	50.42	52.72	54.82	56.75	2
PbSO ₄	0.0033	0.0038	0.0042	0.0044	0.0047	0.0052	0.0058						2
PrCl ₃	48.0	48.1	48.6	49.0	49.5	50.8	52.3	54.1	56.1	58.3			6
Pr(NO ₃) ₃	57.50	59.20	61.16	62.24	63.40*	65.7*	67.8	70.2	73.4				1:13
RbBr	47.4	50.1	52.6	53.8	54.9	57.0	58.8	60.6	62.1	63.5	64.8	65.9	6
RbBrO ₃	0.97	1.55	2.36	2.87	3.45	4.87	6.64	8.78	11.29	14.15	17.32	20.76	1:30
RbCl	43.58	45.65	47.53	48.42	49.27	50.86	52.34	53.67	54.92	56.08	57.16	58.15	1:47

SOLUBILITY PRODUCT CONSTANTS

The solubility product constant K_{sp} is a useful parameter for calculating the aqueous solubility of sparingly soluble compounds under various conditions. It may be determined by direct measurement or calculated from the standard Gibbs energies of formation $\Delta_f G^\circ$ of the species involved at their standard states. Thus if $K_{sp} = [M^+]^m [A^-]^n$ is the equilibrium constant for the reaction



where $M_m A_n$ is the slightly soluble substance and M^+ and A^- are the ions produced in solution by the dissociation of $M_m A_n$, then the Gibbs energy change is

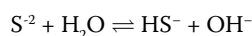
$$\Delta G^\circ = m \Delta_f G^\circ (M^+, aq) + n \Delta_f G^\circ (A^-, aq) - \Delta_f G^\circ (M_m A_n, s)$$

The solubility product constant is calculated from the equation

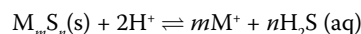
$$\ln K_{sp} = -\Delta G^\circ / RT$$

The first table below gives selected values of K_{sp} at 25°C. Many of these have been calculated from standard state thermodynamic data in References 1 and 2; other values are taken from publications of the IUPAC Solubility Data Project (References 3 to 7).

The above formulation is not convenient for treating sulfides because the S^{2-} ion is usually not present in significant concentrations (see Reference 8). This is due to the hydrolysis reaction



which is strongly shifted to the right except in very basic solutions. Furthermore, the equilibrium constant for this reaction, which depends on the second ionization constant of H_2S , is poorly known. Therefore it is more useful in the case of sulfides to define a different solubility product K_{spa} based on the reaction



Values of K_{spa} , taken from Reference 8, are given for several sulfides in the auxiliary table following the main table. Additional discussion of sulfide equilibria may be found in References 7 and 9.

References

1. Wagman, D. D., Evans, W. H., Parker, V. B., Schumm, R. H., Halow, I., Bailey, S. M., Churney, K. L., and Nuttall, R. L., *The NBS Tables of Chemical Thermodynamic Properties*, *J. Phys. Chem. Ref. Data*, Vol. 11, Suppl. 2, 1982.
2. Garvin, D., Parker, V. B., and White, H. J., *CODATA Thermodynamic Tables*, Hemisphere, New York, 1987.
3. *Solubility Data Series* (53 Volumes), International Union of Pure and Applied Chemistry, Pergamon Press, Oxford, 1979–1992.
4. Clever, H. L., and Johnston, F. J., *J. Phys. Chem. Ref. Data*, 9, 751, 1980.
5. Marcus, Y., *J. Phys. Chem. Ref. Data*, 9, 1307, 1980.
6. Clever, H. L., Johnson, S. A., and Derrick, M. E., *J. Phys. Chem. Ref. Data*, 14, 631, 1985.
7. Clever, H. L., Johnson, S. A., and Derrick, M. E., *J. Phys. Chem. Ref. Data*, 21, 941, 1992.
8. Myers, R. J., *J. Chem. Educ.*, 63, 687, 1986.
9. Licht, S., *J. Electrochem. Soc.*, 135, 2971, 1988.

Compound	Formula	K_{sp}
Aluminum phosphate	AlPO ₄	$9.84 \cdot 10^{-21}$
Barium bromate	Ba(BrO ₃) ₂	$2.43 \cdot 10^{-4}$
Barium carbonate	BaCO ₃	$2.58 \cdot 10^{-9}$
Barium chromate	BaCrO ₄	$1.17 \cdot 10^{-10}$
Barium fluoride	BaF ₂	$1.84 \cdot 10^{-7}$
Barium hydroxide octahydrate	Ba(OH) ₂ · 8H ₂ O	$2.55 \cdot 10^{-4}$
Barium iodate	Ba(IO ₃) ₂	$4.01 \cdot 10^{-9}$
Barium iodate monohydrate	Ba(IO ₃) ₂ · H ₂ O	$1.67 \cdot 10^{-9}$
Barium molybdate	BaMoO ₄	$3.54 \cdot 10^{-8}$
Barium nitrate	Ba(NO ₃) ₂	$4.64 \cdot 10^{-3}$
Barium selenate	BaSeO ₄	$3.40 \cdot 10^{-8}$
Barium sulfate	BaSO ₄	$1.08 \cdot 10^{-10}$
Barium sulfite	BaSO ₃	$5.0 \cdot 10^{-10}$
Beryllium hydroxide	Be(OH) ₂	$6.92 \cdot 10^{-22}$
Bismuth arsenate	BiAsO ₄	$4.43 \cdot 10^{-10}$
Bismuth iodide	BiI ₃	$7.71 \cdot 10^{-19}$
Cadmium arsenate	Cd ₃ (AsO ₄) ₂	$2.2 \cdot 10^{-33}$
Cadmium carbonate	CdCO ₃	$1.0 \cdot 10^{-12}$
Cadmium fluoride	CdF ₂	$6.44 \cdot 10^{-3}$
Cadmium hydroxide	Cd(OH) ₂	$7.2 \cdot 10^{-15}$
Cadmium iodate	Cd(IO ₃) ₂	$2.5 \cdot 10^{-8}$
Cadmium oxalate trihydrate	CdC ₂ O ₄ · 3H ₂ O	$1.42 \cdot 10^{-8}$
Cadmium phosphate	Cd ₃ (PO ₄) ₂	$2.53 \cdot 10^{-33}$
Calcium carbonate (calcite)	CaCO ₃	$3.36 \cdot 10^{-9}$
Calcium fluoride	CaF ₂	$3.45 \cdot 10^{-11}$
Calcium hydroxide	Ca(OH) ₂	$5.02 \cdot 10^{-6}$

Compound	Formula	K_{sp}
Calcium iodate	Ca(IO ₃) ₂	$6.47 \cdot 10^{-6}$
Calcium iodate hexahydrate	Ca(IO ₃) ₂ · 6H ₂ O	$7.10 \cdot 10^{-7}$
Calcium molybdate	CaMoO ₄	$1.46 \cdot 10^{-8}$
Calcium oxalate monohydrate	CaC ₂ O ₄ · H ₂ O	$2.32 \cdot 10^{-9}$
Calcium phosphate	Ca ₃ (PO ₄) ₂	$2.07 \cdot 10^{-33}$
Calcium sulfate	CaSO ₄	$4.93 \cdot 10^{-5}$
Calcium sulfate dihydrate	CaSO ₄ · 2H ₂ O	$3.14 \cdot 10^{-5}$
Calcium sulfite hemihydrate	CaSO ₃ · 0.5H ₂ O	$3.1 \cdot 10^{-7}$
Cesium perchlorate	CsClO ₄	$3.95 \cdot 10^{-3}$
Cesium periodate	CsIO ₄	$5.16 \cdot 10^{-6}$
Cobalt(II) arsenate	Co ₃ (AsO ₄) ₂	$6.80 \cdot 10^{-29}$
Cobalt(II) hydroxide (blue)	Co(OH) ₂	$5.92 \cdot 10^{-15}$
Cobalt(II) iodate dihydrate	Co(IO ₃) ₂ · 2H ₂ O	$1.21 \cdot 10^{-2}$
Cobalt(II) phosphate	Co ₃ (PO ₄) ₂	$2.05 \cdot 10^{-35}$
Copper(I) bromide	CuBr	$6.27 \cdot 10^{-9}$
Copper(I) chloride	CuCl	$1.72 \cdot 10^{-7}$
Copper(I) cyanide	CuCN	$3.47 \cdot 10^{-20}$
Copper(I) iodide	CuI	$1.27 \cdot 10^{-12}$
Copper(I) thiocyanate	CuSCN	$1.77 \cdot 10^{-13}$
Copper(II) arsenate	Cu ₃ (AsO ₄) ₂	$7.95 \cdot 10^{-36}$
Copper(II) iodate monohydrate	Cu(IO ₃) ₂ · H ₂ O	$6.94 \cdot 10^{-8}$
Copper(II) oxalate	CuC ₂ O ₄	$4.43 \cdot 10^{-10}$
Copper(II) phosphate	Cu ₃ (PO ₄) ₂	$1.40 \cdot 10^{-37}$
Europium(III) hydroxide	Eu(OH) ₃	$9.38 \cdot 10^{-27}$
Gallium(III) hydroxide	Ga(OH) ₃	$7.28 \cdot 10^{-36}$
Iron(II) carbonate	FeCO ₃	$3.13 \cdot 10^{-11}$

Compound	Formula	K_{sp}	Compound	Formula	K_{sp}
Iron(II) fluoride	FeF_2	$2.36 \cdot 10^{-6}$	Radium iodate	$\text{Ra}(\text{IO}_3)_2$	$1.16 \cdot 10^{-9}$
Iron(II) hydroxide	$\text{Fe}(\text{OH})_2$	$4.87 \cdot 10^{-17}$	Radium sulfate	RaSO_4	$3.66 \cdot 10^{-11}$
Iron(III) hydroxide	$\text{Fe}(\text{OH})_3$	$2.79 \cdot 10^{-39}$	Rubidium perchlorate	RbClO_4	$3.00 \cdot 10^{-3}$
Iron(III) phosphate dihydrate	$\text{FePO}_4 \cdot 2\text{H}_2\text{O}$	$9.91 \cdot 10^{-16}$	Scandium fluoride	ScF_3	$5.81 \cdot 10^{-24}$
Lanthanum iodate	$\text{La}(\text{IO}_3)_3$	$7.50 \cdot 10^{-12}$	Scandium hydroxide	$\text{Sc}(\text{OH})_3$	$2.22 \cdot 10^{-31}$
Lead(II) bromide	PbBr_2	$6.60 \cdot 10^{-6}$	Silver(I) acetate	AgCH_3COO	$1.94 \cdot 10^{-3}$
Lead(II) carbonate	PbCO_3	$7.40 \cdot 10^{-14}$	Silver(I) arsenate	Ag_3AsO_4	$1.03 \cdot 10^{-22}$
Lead(II) chloride	PbCl_2	$1.70 \cdot 10^{-5}$	Silver(I) bromate	AgBrO_3	$5.38 \cdot 10^{-5}$
Lead(II) fluoride	PbF_2	$3.3 \cdot 10^{-8}$	Silver(I) bromide	AgBr	$5.35 \cdot 10^{-13}$
Lead(II) hydroxide	$\text{Pb}(\text{OH})_2$	$1.43 \cdot 10^{-20}$	Silver(I) carbonate	Ag_2CO_3	$8.46 \cdot 10^{-12}$
Lead(II) iodate	$\text{Pb}(\text{IO}_3)_2$	$3.69 \cdot 10^{-13}$	Silver(I) chloride	AgCl	$1.77 \cdot 10^{-10}$
Lead(II) iodide	PbI_2	$9.8 \cdot 10^{-9}$	Silver(I) chromate	Ag_2CrO_4	$1.12 \cdot 10^{-12}$
Lead(II) selenate	PbSeO_4	$1.37 \cdot 10^{-7}$	Silver(I) cyanide	AgCN	$5.97 \cdot 10^{-17}$
Lead(II) sulfate	PbSO_4	$2.53 \cdot 10^{-8}$	Silver(I) iodate	AgIO_3	$3.17 \cdot 10^{-8}$
Lithium carbonate	Li_2CO_3	$8.15 \cdot 10^{-4}$	Silver(I) iodide	AgI	$8.52 \cdot 10^{-17}$
Lithium fluoride	LiF	$1.84 \cdot 10^{-3}$	Silver(I) oxalate	$\text{Ag}_2\text{C}_2\text{O}_4$	$5.40 \cdot 10^{-12}$
Lithium phosphate	Li_3PO_4	$2.37 \cdot 10^{-11}$	Silver(I) phosphate	Ag_3PO_4	$8.89 \cdot 10^{-17}$
Magnesium carbonate	MgCO_3	$6.82 \cdot 10^{-6}$	Silver(I) sulfate	Ag_2SO_4	$1.20 \cdot 10^{-5}$
Magnesium carbonate trihydrate	$\text{MgCO}_3 \cdot 3\text{H}_2\text{O}$	$2.38 \cdot 10^{-6}$	Silver(I) sulfite	Ag_2SO_3	$1.50 \cdot 10^{-14}$
Magnesium carbonate pentahydrate	$\text{MgCO}_3 \cdot 5\text{H}_2\text{O}$	$3.79 \cdot 10^{-6}$	Silver(I) thiocyanate	AgSCN	$1.03 \cdot 10^{-12}$
Magnesium fluoride	MgF_2	$5.16 \cdot 10^{-11}$	Strontium arsenate	$\text{Sr}_3(\text{AsO}_4)_2$	$4.29 \cdot 10^{-19}$
Magnesium hydroxide	$\text{Mg}(\text{OH})_2$	$5.61 \cdot 10^{-12}$	Strontium carbonate	SrCO_3	$5.60 \cdot 10^{-10}$
Magnesium oxalate dihydrate	$\text{MgC}_2\text{O}_4 \cdot 2\text{H}_2\text{O}$	$4.83 \cdot 10^{-6}$	Strontium fluoride	SrF_2	$4.33 \cdot 10^{-9}$
Magnesium phosphate	$\text{Mg}_3(\text{PO}_4)_2$	$1.04 \cdot 10^{-24}$	Strontium iodate	$\text{Sr}(\text{IO}_3)_2$	$1.14 \cdot 10^{-7}$
Manganese(II) carbonate	MnCO_3	$2.24 \cdot 10^{-11}$	Strontium iodate monohydrate	$\text{Sr}(\text{IO}_3)_2 \cdot \text{H}_2\text{O}$	$3.77 \cdot 10^{-7}$
Manganese(II) iodate	$\text{Mn}(\text{IO}_3)_2$	$4.37 \cdot 10^{-7}$	Strontium iodate hexahydrate	$\text{Sr}(\text{IO}_3)_2 \cdot 6\text{H}_2\text{O}$	$4.55 \cdot 10^{-7}$
Manganese(II) oxalate dihydrate	$\text{MnC}_2\text{O}_4 \cdot 2\text{H}_2\text{O}$	$1.70 \cdot 10^{-7}$	Strontium sulfate	SrSO_4	$3.44 \cdot 10^{-7}$
Mercury(I) bromide	Hg_2Br_2	$6.40 \cdot 10^{-23}$	Thallium(I) bromate	TlBrO_3	$1.10 \cdot 10^{-4}$
Mercury(I) carbonate	Hg_2CO_3	$3.6 \cdot 10^{-17}$	Thallium(I) bromide	TlBr	$3.71 \cdot 10^{-6}$
Mercury(I) chloride	Hg_2Cl_2	$1.43 \cdot 10^{-18}$	Thallium(I) chloride	TlCl	$1.86 \cdot 10^{-4}$
Mercury(I) fluoride	Hg_2F_2	$3.10 \cdot 10^{-6}$	Thallium(I) chromate	Tl_2CrO_4	$8.67 \cdot 10^{-13}$
Mercury(I) iodide	Hg_2I_2	$5.2 \cdot 10^{-29}$	Thallium(I) iodate	TlIO_3	$3.12 \cdot 10^{-6}$
Mercury(I) oxalate	$\text{Hg}_2\text{C}_2\text{O}_4$	$1.75 \cdot 10^{-13}$	Thallium(I) iodide	TlI	$5.54 \cdot 10^{-8}$
Mercury(I) sulfate	Hg_2SO_4	$6.5 \cdot 10^{-7}$	Thallium(I) thiocyanate	TlSCN	$1.57 \cdot 10^{-4}$
Mercury(I) thiocyanate	$\text{Hg}_2(\text{SCN})_2$	$3.2 \cdot 10^{-20}$	Thallium(III) hydroxide	$\text{Tl}(\text{OH})_3$	$1.68 \cdot 10^{-44}$
Mercury(II) bromide	HgBr_2	$6.2 \cdot 10^{-20}$	Tin(II) hydroxide	$\text{Sn}(\text{OH})_2$	$5.45 \cdot 10^{-27}$
Mercury(II) iodide	HgI_2	$2.9 \cdot 10^{-29}$	Yttrium carbonate	$\text{Y}_2(\text{CO}_3)_3$	$1.03 \cdot 10^{-31}$
Neodymium carbonate	$\text{Nd}_2(\text{CO}_3)_3$	$1.08 \cdot 10^{-33}$	Yttrium fluoride	YF_3	$8.62 \cdot 10^{-21}$
Nickel(II) carbonate	NiCO_3	$1.42 \cdot 10^{-7}$	Yttrium hydroxide	$\text{Y}(\text{OH})_3$	$1.00 \cdot 10^{-22}$
Nickel(II) hydroxide	$\text{Ni}(\text{OH})_2$	$5.48 \cdot 10^{-16}$	Yttrium iodate	$\text{Y}(\text{IO}_3)_3$	$1.12 \cdot 10^{-10}$
Nickel(II) iodate	$\text{Ni}(\text{IO}_3)_2$	$4.71 \cdot 10^{-5}$	Zinc arsenate	$\text{Zn}_3(\text{AsO}_4)_2$	$2.8 \cdot 10^{-28}$
Nickel(II) phosphate	$\text{Ni}_3(\text{PO}_4)_2$	$4.74 \cdot 10^{-32}$	Zinc carbonate	ZnCO_3	$1.46 \cdot 10^{-10}$
Palladium(II) thiocyanate	$\text{Pd}(\text{SCN})_2$	$4.39 \cdot 10^{-23}$	Zinc carbonate monohydrate	$\text{ZnCO}_3 \cdot \text{H}_2\text{O}$	$5.42 \cdot 10^{-11}$
Potassium hexachloroplatinate	K_2PtCl_6	$7.48 \cdot 10^{-6}$	Zinc fluoride	ZnF_2	$3.04 \cdot 10^{-2}$
Potassium perchlorate	KClO_4	$1.05 \cdot 10^{-2}$	Zinc hydroxide	$\text{Zn}(\text{OH})_2$	$3 \cdot 10^{-17}$
Potassium periodate	KIO_4	$3.71 \cdot 10^{-4}$	Zinc iodate dihydrate	$\text{Zn}(\text{IO}_3)_2 \cdot 2\text{H}_2\text{O}$	$4.1 \cdot 10^{-6}$
Praseodymium hydroxide	$\text{Pr}(\text{OH})_3$	$3.39 \cdot 10^{-24}$	Zinc oxalate dihydrate	$\text{ZnC}_2\text{O}_4 \cdot 2\text{H}_2\text{O}$	$1.38 \cdot 10^{-9}$
			Zinc selenide	ZnSe	$3.6 \cdot 10^{-26}$
			Zinc selenite monohydrate	$\text{ZnSeO}_3 \cdot \text{H}_2\text{O}$	$1.59 \cdot 10^{-7}$

Sulfides

Compound	Formula	K_{spa}
Cadmium sulfide	CdS	$8 \cdot 10^{-7}$
Copper(II) sulfide	CuS	$6 \cdot 10^{-16}$
Iron(II) sulfide	FeS	$6 \cdot 10^{-2}$
Lead(II) sulfide	PbS	$3 \cdot 10^{-7}$
Manganese(II) sulfide (green)	MnS	$3 \cdot 10^{-7}$
Mercury(II) sulfide (red)	HgS	$4 \cdot 10^{-33}$
Mercury(II) sulfide (black)	HgS	$2 \cdot 10^{-32}$
Silver(I) sulfide	Ag ₂ S	$6 \cdot 10^{-30}$
Tin(II) sulfide	SnS	$1 \cdot 10^{-5}$
Zinc sulfide (sphalerite)	ZnS	$2 \cdot 10^{-4}$
Zinc sulfide (wurtzite)	ZnS	$3 \cdot 10^{-2}$

SOLUBILITY CHART

Abbreviations: **W**, soluble in water; **A**, insoluble in water but soluble in acids; **w**, sparingly soluble in water but soluble in acids; **a**, insoluble in water and only sparingly soluble in acids; **I**, insoluble in water and acids; **d**, decomposes in water. * Indicates two modifications of the salt.

No.	AI	NH ₄	Sb	Ba	Bi	Cd	Ca	Cr	Co	Cu	Au (I)	Au (II)	H	Fe (II)	Fe (III)	
1	Acetate —(C ₂ H ₃ O ₂)	W Al(—) ₃	W NH ₄ (—)		W Ba(—) ₂	W Bi(—) ₃	W Cd(—) ₂	W Ca(—) ₂	W Cr(—) ₃	W Co(—) ₂	W Cu(—) ₂	W W	W C ₂ H ₃ O ₂	W Fe(—) ₂	W Fe ₂ (—) ₆	
2	Arsenate —(AsO ₄)	a Al(—)	W (NH ₄) ₃ (—)	A Sb(—)	w Ba ₃ (—) ₂	A Bi(—)	A Cd ₃ (—) ₂	w Ca ₃ (—) ₂	A Co ₃ (—) ₂	A Cu ₃ (—) ₂			W H ₃ AsO ₄	A Fe ₃ (—) ₂	A Fe(—)	
3	Arsenite —(AsO ₃)		W NH ₄ AsO ₂	A Sb(—)			w Ca ₃ (—) ₂		A Co ₃ H ₆ (—) ₄	A CuH(—)						
4	Benzoate —(C ₆ H ₅ O ₂)		W NH ₄ (—)		W Ba(—) ₂	A Bi(—) ₃	W Cd(—) ₂	W Ca(—) ₂		W Co(—) ₂	w Cu(—) ₂		W C ₇ H ₅ O ₂	W Fe(—) ₂	A Fe ₂ (—) ₆	
5	Bromide	W AlBr ₂	W NH ₄ Br	d SbBr ₃	W BaBr ₂	d BiBr ₃	W CdBr ₂	W CaBr ₂	W(I)* CrBr ₃	W CoBr ₂	w CuBr ₂	W AuBr	W AuBr ₃	W HBr	W FeBr ₂	W FeBr ₃
6	Carbonate		W (NH ₄) ₂ CO ₃		w BaCO ₃		A CdCO ₃	w CaCO ₃	W CrCO ₃	A CoCO ₃				w FeCO ₃		
7	Chlorate —(ClO ₃)	W Al(—) ₃	W NH ₄ (—)		W Ba(—) ₂	W Bi(—) ₃	W Cd(—) ₂	W Ca(—) ₂		W Co(—) ₂	W Cu(—) ₂		W HClO ₃	W Fe(—) ₂	W Fe(—) ₃	
8	Chloride	W AlCl ₃	W NH ₄ Cl	W SbCl ₃	W BaCl ₂	d BiCl ₃	W CdCl ₂	W CaCl ₂	I CrCl ₃	W CoCl ₂	w CuCl ₂	W AuCl	W AuCl ₃	W HCl	W FeCl ₂	W FeCl ₃
9	Chromate —(CrO ₄)		W (NH ₄) ₂ (—)		A Ba(—)		A Cd(—)	W Ca(—)		A Co(—)					A Fe ₂ (—) ₃	
10	Citrate —(C ₆ H ₅ O ₇)	W Al(—)	W (NH ₄) ₃ (—)		w Ba ₃ (—) ₂	A Bi(—)	A Cd ₃ (—) ₂	w Ca ₃ (—) ₂		w Co ₃ (—) ₂			W C ₆ H ₅ O ₇		W Fe(—)	
11	Cyanide		W NH ₄ CN		W Ba(CN) ₂	w Bi(CN) ₃	W Cd(CN) ₂	W Ca(CN) ₂	A Cr(CN) ₃	A Co(CN) ₂	A Cu(CN) ₂	w AuCN	W Au(CN) ₃	W HCN	a Fe(CN) ₂	
12	Ferricyde —(Fe(CN) ₅)		W (NH ₄) ₃ (—)		W Ba ₃ (—) ₂		A Cd ₃ (—) ₂	W Ca ₃ (—) ₂		I Co ₃ (—) ₂	I Cu ₃ (—) ₂		W H ₃ (—)	W Fe ₃ (—) ₂		
13	Ferrocycde —(Fe(CN) ₆)	w Al ₄ (—) ₃	W (NH ₄) ₄ (—)		W Ba ₂ (—)		A Cd ₂ (—)	W Ca ₃ (—)		I Co ₂ (—)	I Cu ₂ (—)		W H ₄ (—)	W Fe ₂ (—)	a Fe ₄ (—) ₃	
14	Fluoride	W AlF ₃	W NH ₄ F	W SbF ₃	w BaF ₂	W BiF ₃	W CdF ₂	w CaF ₂	W(a)* CrF ₃	W CoF ₂	w CuF ₂		W HF	W FeF ₂	W FeF ₃	
15	Formate —(CHO ₂)	W Al(—) ₃	W NH ₄ (—)		W Ba(—) ₂	A Bi(—) ₃	A Cd(—) ₂	W Ca(—) ₂		W Co(—) ₂	W Cu(—) ₂		W CH ₂ O ₂	W Fe(—) ₂	W Fe(—) ₃	
16	Hydroxide	A Al(OH) ₃	W NH ₄ OH		W Ba(OH) ₂	A Bi(OH) ₃	A Cd(OH) ₂	W Ca(OH) ₂	A Cr(OH) ₃	A Co(OH) ₂	A Cu(OH) ₂	W AuOH	A Au(OH) ₃	W Fe(OH) ₂	W Fe(OH) ₃	
17	Iodide	W AlI ₃	W NH ₄ I	d SbI ₃	W BaI ₂	A BiI ₃	W CdI ₂	W CaI ₂	W CrI ₃	W CoI ₂	a CuI	a AuI	a AuI ₃	W HI	W FeI ₂	W FeI ₃
18	Nitrate	W Al(NO ₃) ₃	W NH ₄ NO ₃		W Ba(NO ₃) ₂	d Bi(NO ₃) ₃	W Cd(NO ₃) ₂	W Ca(NO ₃) ₂	W Cr(NO ₃) ₃	W Co(NO ₃) ₂	W Cu(NO ₃) ₂		W HNO ₃	W Fe(NO ₃) ₂	W Fe(NO ₃) ₃	
19	Oxalate —(C ₂ O ₄)	A Al ₂ (—) ₃	W (NH ₄) ₂ (—)		w Ba(—)	A Bi ₂ (—) ₃	A Cd(—)	w Ca(—)	a Cr(—)	A Co(—)	A Cu(—)		W C ₂ H ₂ O ₄	W Fe(—)	W Fe ₂ (—) ₃	
20	Oxide	a Al ₂ O ₃		w Sb ₂ O ₃	W BaO	A Bi ₂ O ₃	A CdO	w CaO	a Cr ₂ O ₃	A CoO	A CuO	W Au ₂ O	A Au ₂ O ₃	W H ₂ O ₂	W FeO	W Fe ₂ O ₃
21	Phosphate	A AlPO ₄	W NH ₄ H ₂ PO ₄		A Ba ₃ (PO ₄) ₂	A BiPO ₄	A Cd ₃ (PO ₄) ₂	w Ca ₃ (PO ₄) ₂	w Cr ₂ (PO ₄) ₂	A Co ₃ (PO ₄) ₂	A Cu ₃ (PO ₄) ₂		W H ₃ PO ₄	W Fe ₃ (PO ₄) ₂	W FePO ₄	
22	Silicate, —(SiO ₃)	I Al ₂ (—) ₃			W Ba(—)		A Cd(—)	w Ca(—)		A Co ₂ SiO ₄	A Cu(—)		W H ₂ SiO ₃			
23	Sulfate	W Al ₂ (SO ₄) ₃	W (NH ₄) ₂ SO ₄	A Sb ₂ (SO ₄) ₃	a BaSO ₄	d Bi ₂ (SO ₄) ₃	W CdSO ₄	W CaSO ₄	W(I)* Cr ₂ (SO ₄) ₃	W CoSO ₄	W CuSO ₄		W H ₂ SO ₄	W FeSO ₄	W Fe(SO ₄) ₃	
24	Sulfide	d Al ₂ S ₃	W (NH ₄) ₂ S	A Sb ₂ S ₃	d BaS	A Bi ₂ S ₃	A CdS	w CaS	d Cr ₂ S ₃	A CoS	A CuS	I Au ₂ S	I Au ₂ S ₃	W H ₂ S	A FeS	d Fe ₂ S ₃
25	Tartrate —(C ₄ H ₄ O ₆)	w Al ₂ (—) ₃	W (NH ₄) ₂ (—)	W Sb ₂ (—) ₃	W Ba(—)	A Bi ₂ (—) ₃	A Cd(—)	w Ca(—)		A Co(—)	A Cu(—)		W C ₄ H ₄ O ₆	W Fe(—)	W Fe ₂ (—) ₃	
26	Thiocyete		W NH ₄ CNS		W Ba(CNS) ₂			W Ca(CNS)		W Co(CNS) ₂	W CuCNS		W CNSH	W Fe(CNS) ₂	W Fe(CNS) ₃	

No.		Pb	Mg	Mn	Hg (I)	Hg (II)	Ni	K	Pt	Ag	Na	Sn (IV)	Sn (II)	Sr	Zn
1	Acetate	W	W	W	w	W	W	W		w	W	W	d	W	W
	—(C ₂ H ₃ O ₂)	Pb(—) ₂	Mg(—) ₂	Mn(—) ₂	Hg(—)	Hg(—) ₂	Ni(—) ₂	K(—)		Ag(—)	Na(—)	Sn(—) ₄	Sn(—) ₂	Sr(—) ₂	Zn(—) ₂
2	Arsenate	A	A	w	A	w	A	W		A	W			w	A
	—(AsO ₄)	PbH(—)	Mg ₃ (—)	MnH(—)	Hg ₃ (—)	Hg ₃ (—) ₂	Ni ₃ (—) ₂	K ₃ (—)		Ag ₃ (—)	Na ₃ (—)			SrH(—)	Zn ₃ (—) ₂
3	Arsenite		W	A	A	A	A	W		A	W		A	w	
	—(AsO ₃)		Mg ₃ (—) ₂	Mn ₃ H ₆ (—) ₄	Hg ₃ (—)	Hg ₃ (—)	Ni ₃ H ₆ (—) ₄	K ₃ AsO ₃		Ag ₃ (—)	Na ₃ H(—)		Sn ₃ (—) ₂	Sr ₃ (—) ₂	
4	Benzoate	w	W	W	A	w	w	W		w	W				W
	—(C ₇ H ₅ O ₂)	Pb(—) ₂	Mg(—) ₂	Mn(—) ₂	Hg ₃ (—) ₂	Hg(—) ₂	Ni(—) ₂	K(—)		Ag(—)	Na(—)				Zn(—) ₂
5	Bromide	W	W	W	A	W	W	W	w	a	W	W	W	W	W
		PbBr ₂	MgBr ₂	MnBr ₂	HgBr	HgBr ₂	NiBr ₂	KBr	PtBr ₄	AgBr	NaBr	SnBr ₄	SnBr ₂	SrBr ₂	ZnBr ₂
6	Carbonate	A	w	w	A		w	W		A	W			w	w
		PbCO ₃	MgCO ₃	MnCO ₃	HgCO ₃		NiCO ₃	K ₂ CO ₃		Ag ₂ CO ₃	Na ₂ CO ₃			SrCO ₃	ZnCO ₃
7	Chlorate	W	W	W	W	W	W	W		W	W		W	W	W
	—(ClO ₃)	Pb(—) ₂	Mg(—) ₂	Mn(—) ₂	Hg(—)	Hg(—) ₂	Ni(—) ₂	K(—)		Ag(—)	Na(—)		Sn(—) ₂	Sr(—) ₂	Zn(—) ₂
8	Chloride	W	W	W	a	W	W	W	W	a	W	W	W	W	W
		PbCl ₂	MgCl ₂	MnCl ₂	HgCl	HgCl ₂	NiCl ₂	KCl	PtCl ₄	AgCl	NaCl	SnCl ₄	SnCl ₂	SrCl ₂	ZnCl ₂
9	Chromate	A	W		w	w	A	W		w	W	W	A	w	w
	—(CrO ₄)	Pb(—)	Mg(—)		Hg ₂ (—)	Hg(—)	Ni(—)	K ₂ (—)		Ag ₂ (—)	Ma ₂ (—)	Sn(—) ₂	Sn(—)	Sr(—)	Zn(—)
10	Citrate	W	W	w	w		W	W		w	W			A	w
	—(C ₆ H ₅ O ₇)	Pb ₃ (—) ₂	Mg ₃ (—) ₂	MnH(—)	Hg ₃ (—)		Ni ₃ (—) ₂	K ₃ (—)		Ag ₃ (—)	Na ₃ (—)			SrH(—)	Zn ₃ (—) ₂
11	Cyanide	w	W		A	W	a	W	I	a	W			W	A
		Pb(CN) ₂	Mg(CN) ₂		HgCN	Hg(CN) ₂	Ni(CN) ₂	KCN	Pt(CN) ₂	AgCN	NaCN			Sr(CN) ₂	Zn(CN) ₂
12	Ferricy'de	w	W			A	I	W		I	W		A	W	A
	—Fe(CN) ₆	Pb ₃ (—) ₂	Mg ₃ (—) ₂			Hg ₃ (—) ₂	Ni ₃ (—) ₂	K ₃ (—)		Ag ₃ (—)	Na ₃ (—)		Sn ₃ (—) ₂	Sr ₃ (—) ₂	Zn ₃ (—) ₂
13	Ferroc'y'de	a	W	A		I	I	W		I	W		a	W	I
	—Fe(CN) ₆	Pb ₂ (—)	Mg ₂ (—)	Mn ₂ (—)		Hg ₂ (—)	Ni ₂ (—)	K ₄ (—)		Ag ₄ (—)	Na ₄ (—)		Sn ₂ (—)	Sr ₂ (—)	Zn ₂ (—)
14	Fluoride	w	w	A	d	d	w	W	W	W	W	W	W	w	w
		PbF ₂	MgF ₂	MnF ₂	HgF	HgF ₂	NiF ₂	KF	PtF ₄	AgF	NaF	SnF ₄	SnF ₂	SrF ₂	ZnF ₂
15	Formate	W	W	W	w	W	W	W		W	W			W	W
	—(CHO ₂)	Pb(—) ₂	Mg(—) ₂	Mn(—) ₂	Hg(—)	Hg(—) ₂	Ni(—) ₂	K(—)		Ag(—)	Na(—)			Sr(—) ₂	Zn(—) ₂
16	Hydroxide	w	A	A		A	w	W	A		W	w	A	W	A
		Pb(OH) ₂	Mg(OH) ₂	Mn(OH) ₂		Hg(OH) ₂	Ni(OH) ₂	KOH	Pt(OH) ₄		NaOH	Sn(OH) ₄	Sn(OH) ₂	Sr(OH) ₂	Zn(OH) ₂
17	Iodide	w	W	W	A	w	W	W	I	I	W	d	W	W	W
		PbI ₂	MgI ₂	MnI ₂	HgI	HgI ₂	NiI ₂	KI	PtI ₂	AgI	NaI	SnI ₄	SnI ₂	SrI ₂	ZnI ₂
18	Nitrate	W	W	W	W	W	W	W	W	W	W		d	W	W
		Pb(NO ₃) ₂	Mg(NO ₃) ₂	Mn(NO ₃) ₂	HgNO ₃	Hg(NO ₃) ₂	Ni(NO ₃) ₂	KNO ₃	Pt(NO ₃) ₄	AgNO ₃	NaNO ₃		Sn(NO ₃) ₂	Sr(NO ₃) ₂	Zn(NO ₃) ₂
19	Oxalate	A	w	w	a	A	A	W		a	W		A	w	A
	—(C ₂ O ₄)	Pb(—)	Mg(—)	Mn(—)	Hg ₂ (—)	Hg(—)	Ni(—)	K ₂ (—)		Ag ₂ (—)	Na ₂ (—)		Sn(—)	Sr(—)	Zn(—)
20	Oxide	w	A	A	A	w	A	W	A	w	d	A	A	W	w
		PbO	MgO	MnO	Hg ₂ O	HgO	NiO	K ₂ O	PtO	Ag ₂ O	Na ₂ O	SnO ₂	SnO	SrO	ZnO
21	Phosphate	A	w	w	A	A	A	W		A	W		A	A	A
		Pb ₃ (PO ₄) ₂	Mg ₃ (PO ₄) ₂	Mn ₃ (PO ₄) ₂	Hg ₃ PO ₄	Hg ₃ (PO ₄) ₂	Ni ₃ (PO ₄) ₂	K ₃ PO ₄		Ag ₃ PO ₄	Na ₃ PO ₄		Sn ₃ (PO ₄) ₂	Sr ₃ (PO ₄) ₂	Zn ₃ (PO ₄) ₂
22	Silicate	A	A	I				W			W			A	A
	—(SiO ₃)	Pb(—)	Mg(—)	Mn(—)				K ₂ (—)			Na ₂ (—)			Sr(—)	Zn(—)
23	Sulfate	w	W	W	w	d	W	W	W	w	W	W	W	w	W
		PbSO ₄	MgSO ₄	MnSO ₄	Hg ₂ SO ₄	HgSO ₄	NiSO ₄	K ₂ SO ₄	Pt(SO ₄) ₂	Ag ₂ SO ₄	Na ₂ SO ₄	Sn(SO ₄) ₂	SnSO ₄	SrSO ₄	ZnSO ₄
24	Sulfide	A	d	A	I	I	A	W	I	A	W	A	A	W	A
		PbS	MgS	MnS	Hg ₂ S	HgS	NiS	K ₂ S	PtS	Ag ₂ S	Na ₂ S	SnS ₂	SnS	SrS	ZnS
25	Tartrate	A	w	w	I	I	A	W	I	A	W	A	A	W	A
	—(C ₄ H ₄ O ₆)	Pb(—)	Mg(—)	Mn(—)	Hg ₂ (—)		Ni(—)	K ₂ (—)		Ag ₂ (—)	Na ₂ (—)		Sn(—)	Sr(—)	Zn(—)
26	Thiocy'te	w	W	W	A	w		W		I	W			W	W
		Pb(CNS) ₂	Mg(CNS) ₂	Mn(CNS) ₂	HgCNS	Hg(CNS) ₂		KCNS		AgCNS	NaCNS			Sr(CNS) ₂	Zn(CNS) ₂

REDUCTION OF WEIGHINGS IN AIR TO VACUO

When the mass M of a body is determined in air, a correction is necessary for the buoyancy of the air. The corrected mass is given by $M + kM/1000$, where k is a function of the material used for the weights, given by

$$k = 1000\rho_{\text{air}}(1/\rho_{\text{body}} - 1/\rho_{\text{weight}})$$

and ρ is density. The table below is computed for an air density of 0.0012 g/cm³ and for densities of three common weights:

Density of body (g/cm ³)	Value of k for weights of:		
	Pt-Ir	Brass	Quartz or Al
0.5	2.34	2.26	1.95
0.6	1.94	1.86	1.55
0.7	1.66	1.57	1.26
0.8	1.44	1.36	1.05
0.9	1.28	1.19	0.88
1.0	1.14	1.06	0.75
1.1	1.04	0.95	0.64
1.2	0.94	0.86	0.55
1.3	0.87	0.78	0.47
1.4	0.80	0.72	0.40
1.5	0.74	0.66	0.35
1.6	0.69	0.61	0.30
1.7	0.65	0.56	0.25

platinum-iridium (21.6 g/cm³), brass (8.5 g/cm³), and aluminum or quartz (2.65 g/cm³).

References

1. Kaye, G. W. C., and Laby, T. H., *Tables of Physical and Chemical Constants, 16th Edition*, pp. 25-28, Longman, London, 1995.
2. Giacomo, P., *Metrologia*, 18, 33, 1982.
3. Davis, R. S., *Metrologia*, 29, 67, 1992.

Density of body (g/cm ³)	Value of k for weights of:		
	Pt-Ir	Brass	Quartz or Al
1.8	0.61	0.53	0.21
1.9	0.58	0.49	0.18
2.0	0.54	0.46	0.15
2.5	0.42	0.34	0.03
3.0	0.34	0.26	-0.05
4.0	0.24	0.16	-0.15
6.0	0.14	0.06	-0.25
8.0	0.09	0.01	-0.30
10.0	0.06	-0.02	-0.33
15.0	0.02	-0.06	-0.37
20.0	0.00	-0.08	-0.39
22.0	0.00	-0.09	-0.40

For a more accurate calculation, use the following values of the density of air (assuming 50% relative humidity and 0.04% CO₂):

P/kPa	Air temperature		
	10°C	20°C	30°C
85	0.001043	0.001005	0.000968
90	0.001105	0.001065	0.001025
95	0.001166	0.001124	0.001083
100	0.001228	0.001184	0.001140
105	0.001290	0.001243	0.001198

Formulas for calculating the density of air over more extended ranges of temperature, pressure, and humidity may be found in the references.

VOLUME OF ONE GRAM OF WATER

The following table, which is designed for gravimetric calibration of volumetric apparatus, gives the specific volume of water at standard atmospheric pressure as a function of temperature.

Reference

Marsh, K. N., Ed., *Recommended Reference Materials for the Realization of Physicochemical Properties*, pp. 25-27, Blackwell Scientific Publications, Oxford, 1987.

t/°C	Volume of 1 g H ₂ O in cm ³
10	1.0002980
11	1.0003928
12	1.0005007
13	1.0006212
14	1.0007542
15	1.0008992
16	1.0010561
17	1.0012246
18	1.0014044
19	1.0015952
20	1.0017969
21	1.0020092
22	1.0022320
23	1.0024649
24	1.0027079
25	1.0029607
26	1.0032234
27	1.0034956
28	1.0037771
29	1.0040679
30	1.0043679

PROPERTIES OF CARRIER GASES FOR GAS CHROMATOGRAPHY

The following is a list of carrier gases sometimes used in gas chromatography, with properties relevant to the design of chromatographic systems. All data refer to normal atmospheric pressure (101.325 kPa).

M_r : Molecular weight (relative molar mass)

ρ_{25} : Density at 25°C in g/L

λ : Thermal conductivity in mW/m °C

η : Viscosity in $\mu\text{Pa s}$ (equal to 10^{-3} cp)

c_p : Specific heat at 25°C in J/g °C

References

1. Lide, D. R., and Kehiaian, H. V., *CRC Handbook of Thermophysical and Thermochemical Data*, CRC Press, Boca Raton, FL, 1994.
2. Bruno, T. J., and Svoronos, P. D. N., *CRC Handbook of Basic Tables for Chemical Analysis*, CRC Press, Boca Raton, FL, 1989.

Gas	M_r	ρ_{25} g L ⁻¹	At 25°C		At 250°C		$c_p(25^\circ\text{C})$ J/g °C
			λ mW/m °C	η $\mu\text{Pa s}$	λ mW/m °C	η $\mu\text{Pa s}$	
Hydrogen	2.016	0.0824	185.9	8.9	280	13.1	14.3
Helium	4.003	0.1636	154.6	19.9	230	29.5	5.20
Argon	39.95	1.6329	17.8	22.7	27.7	35.3	0.521
Nitrogen	28.01	1.1449	25.9	17.9	39.6	26.8	1.039
Oxygen	32.00	1.3080	26.2	20.7	42.6	31.8	0.919
Carbon monoxide	28.01	1.1449	24.8	17.8	40.7	26.5	1.039
Carbon dioxide	44.01	1.7989	16.7	14.9	35.5	24.9	0.843
Sulfur hexafluoride	146.05	5.9696	13.1	28.1	15.3	24.8	0.664
Methane	16.04	0.6556	34.5	11.1	75.0	17.6	2.23
Ethane	30.07	1.2291	20.9	9.4	57.7	15.5	1.75
Ethylene	28.05	1.1465	20.5	10.3	53.8	17.2	1.53
Propane	44.10	1.8025	17.9	8.3	49.2	14.0	1.67

SOLVENTS FOR ULTRAVIOLET SPECTROPHOTOMETRY

This table lists some solvents commonly used for sample preparation for ultraviolet spectrophotometry. The properties given are:

- λ_c : cutoff wavelength, below which the solvent absorption becomes excessive.
 ϵ : dielectric constant (relative permittivity); the temperature in °C is given as a superscript.
 t_b : normal boiling point.

References

1. Bruno, T. J., and Svoronos, P. D. N., *CRC Handbook of Basic Tables for Chemical Analysis*, CRC Press, Boca Raton, FL, 1989.
2. *Landolt-Börnstein, Numerical Data and Functional Relationships in Science and Technology, New Series, IV/6, Static Dielectric Constants of Pure Liquids and Binary Liquid Mixtures*, Springer-Verlag, Heidelberg, 1991.

Name	λ_c /nm	ϵ	t_b /°C
Acetic acid	260	6.20 ²⁰	117.9
Acetone	330	21.01 ²⁰	56.0
Acetonitrile	190	36.64 ²⁰	81.6
Benzene	280	2.28 ²⁰	80.0
2-Butanol	260	17.26 ²⁰	99.5
Butyl acetate	254	5.07 ²⁰	126.1
Carbon disulfide	380	2.63 ²⁰	46
Carbon tetrachloride	265	2.24 ²⁰	76.8
1-Chlorobutane	220	7.28 ²⁰	78.6
Chloroform	245	4.81 ²⁰	61.1
Cyclohexane	210	2.02 ²⁰	80.7
1,2-Dichloroethane	226	10.42 ²⁰	83.5
Dichloromethane	235	8.93 ²⁵	40
Diethyl ether	218	4.27 ²⁰	34.5
<i>N,N</i> -Dimethylacetamide	268	38.85 ²¹	165
<i>N,N</i> -Dimethylformamide	270	38.25 ²⁰	153
Dimethyl sulfoxide	265	47.24 ²⁰	189
1,4-Dioxane	215	2.22 ²⁰	101.5
Ethanol	210	25.3 ²⁰	78.2
Ethyl acetate	255	6.08 ²⁰	77.1
Ethylene glycol dimethyl ether	240	7.30 ²⁴	85
Ethylene glycol monoethyl ether	210	13.38 ²⁵	135
Ethylene glycol monomethyl ether	210	17.2 ²⁵	124.1
Glycerol	207	46.53 ²⁰	290
Heptane	197	1.92 ²⁰	98.5
Hexadecane	200	2.05 ²⁰	286.8
Hexane	210	1.89 ²⁰	68.7
Methanol	210	33.0 ²⁰	64.6
Methylcyclohexane	210	2.02 ²⁰	100.9
Methyl ethyl ketone	330	18.56 ²⁰	79.5
Methyl isobutyl ketone	335	13.11 ²⁰	116.5
2-Methyl-1-propanol	230	17.93 ²⁰	107.8
<i>N</i> -Methyl-2-pyrrolidone	285	32.55 ²⁰	202
Nitromethane	380	37.27 ²⁰	101.1
Pentane	210	1.84 ²⁰	36.0
Pentyl acetate	212	4.79 ²⁰	149.2
1-Propanol	210	20.8 ²⁰	97.2
2-Propanol	210	20.18 ²⁰	82.3
Pyridine	330	13.26 ²⁰	115.2
Tetrachloroethylene	290	2.27 ³⁰	121.3
Tetrahydrofuran	220	7.52 ²²	65
Toluene	286	2.38 ²³	110.6
1,1,2-Trichloro-1,2,2-trifluoroethane	231	2.41 ²⁵	47.7
2,2,4-Trimethylpentane	215	1.94 ²⁰	99.2
Water	191	80.10 ²⁰	100.0
<i>o</i> -Xylene	290	2.56 ²⁰	144.5
<i>m</i> -Xylene	290	2.36 ²⁰	139.1
<i>p</i> -Xylene	290	2.27 ²⁰	138.3

^{13}C CHEMICAL SHIFTS OF USEFUL NMR SOLVENTS

The following table gives the expected carbon-13 chemical shifts, relative to tetramethylsilane, for various useful NMR solvents. In some solvents, slight changes can occur with change of concentration.^{2,3}

References

1. Bruno, T. J., and Svoronos, P. D. N., *CRC Handbook of Basic Tables for Chemical Analysis*, CRC Press, Boca Raton, FL, 1989.
2. Silverstein, R. M., Bassler, G. C., and Morrill, T. C., *Spectrometric Identification of Organic Compounds*, John Wiley & Sons, New York, 1981.
3. Rahman, A. U., *Nuclear Magnetic Resonance. Basic Principles*, Springer-Verlag, New York, 1986.
4. Pretsch, E., Clerc, T., Seibl, J., and Simon, W., *Spectral Data for Structure Determination of Organic Compounds, Second Edition*, Springer-Verlag, Heidelberg, 1989.

Solvent	Formula	Chemical shift (ppm)
Acetic acid- d_4	CD_3COOD	20.0 (CD_3) 205.8 (C=O)
Acetone	$(\text{CH}_3)_2\text{C}=\text{O}$	30.7 (CH_3) 206.7 (C=O)
Acetone- d_6	$(\text{CD}_3)_2\text{C}=\text{O}$	29.2 (CD_3) 204.1 (C=O)
Acetonitrile- d_3	$\text{CD}_3\text{C}\equiv\text{N}$	1.3 (CD_3) 117.1 (C \equiv N)
Benzene	C_6H_6	128.5
Benzene- d_6	C_6D_6	128.4
Carbon disulfide	CS_2	192.3
Carbon tetrachloride	CCl_4	96.0
Chloroform	CHCl_3	77.2
Chloroform- d_3	CDCl_3	77.05
Cyclohexane- d_{12}	C_6D_{12}	27.5
Dichloromethane- d_2	CD_2Cl_2	53.6
Dimethylformamide- d_7	$(\text{CD}_3)_2\text{NCDO}$	31 (CD_3) 36 (CD_3) 162.4 (C=O)
Dimethylsulfoxide- d_6	$(\text{CD}_3)_2\text{S}=\text{O}$	39.6
Dioxane- d_8	$\text{C}_4\text{D}_8\text{O}_2$	67.4
Formic acid- d_2	DCOOD	165.5
Methanol- d_4	CD_3OD	49.3
Nitromethane- d_3	CD_3NO_2	57.3
Pyridine	$\text{C}_5\text{H}_5\text{N}$	123.6 (C_3) 135.7 (C_4) 149.8 (C_2)
Pyridine- d_5	$\text{C}_5\text{D}_5\text{N}$	123.9 (C_3) 135.9 (C_4) 150.2 (C_2)
1,1,2,2-Tetrachloroethane- d_2	$\text{CDCl}_2\text{CDCl}_2$	75.5
Tetrahydrofuran- d_8	$\text{C}_4\text{D}_8\text{O}$	25.8 (C_2) 67.9 (C_1)
Trichlorofluoromethane	CFCl_3	117.6

MASS SPECTRAL PEAKS OF COMMON ORGANIC SOLVENTS

The strongest peaks in the mass spectra of 200 important solvents are listed in this table. The e/m value for each peak is followed by the relative intensity in parentheses, with the strongest peak assigned an intensity of 100. The peaks for each compound are listed in order of decreasing intensity. Solvents are listed in alphabetical order by common name.

Data on the physical properties of the same compounds may be found in Section 15 in the table "Properties of Common Laboratory Solvents".

References

1. NIST/EPA/NIH Mass Spectral Database, National Institute of Standards and Technology, Gaithersburg, MD, 20899.
2. Lide, D. R., and Milne, G. W. A., Eds., *Handbook of Data on Organic Compounds, Third Edition*, CRC Press, Boca Raton, FL, 1994. (Also available as a CD ROM database.)

Compound	e/m (intensity)									
Acetal (1,1-Diethoxyethane)	44(100)	43(92)	29(77)	31(76)	45(74)	27(52)	72(48)	73(23)	28(17)	46(15)
Acetic acid	43(100)	45(87)	60(57)	15(42)	42(14)	29(13)	14(13)	28(7)	18(6)	16(6)
Acetone	43(100)	15(34)	58(23)	27(9)	14(9)	42(8)	26(7)	29(5)	28(5)	39(4)
Acetonitrile	41(100)	40(46)	39(13)	14(9)	38(6)	28(4)	26(4)	25(3)	42(2)	27(2)
Acetylacetone	43(100)	85(31)	100(20)	27(12)	42(10)	29(10)	41(7)	39(7)	31(5)	26(5)
Acrylonitrile	53(100)	26(85)	52(79)	51(34)	27(13)	50(8)	25(7)	38(5)	54(3)	37(3)
Adiponitrile	41(100)	68(50)	54(42)	40(21)	55(20)	27(17)	39(16)	28(13)	52(7)	42(6)
Allyl alcohol	57(100)	31(34)	29(32)	28(31)	58(25)	39(22)	27(20)	30(16)	32(14)	26(11)
Allylamine	30(100)	56(80)	28(76)	57(33)	39(21)	29(20)	27(18)	26(13)	41(8)	18(8)
2-Aminoisobutanol	58(100)	41(18)	18(17)	42(13)	28(11)	56(10)	30(10)	29(8)	43(6)	59(5)
Benzal chloride	125(100)	127(32)	160(14)	89(13)	162(9)	63(9)	126(8)	62(7)	105(5)	39(5)
Benzaldehyde	51(100)	77(81)	50(55)	106(44)	51(43)	52(26)	78(16)	39(13)	27(10)	74(8)
Benzene	78(100)	77(20)	52(19)	51(17)	50(15)	39(12)	79(6)	76(5)	74(4)	38(4)
Benzonitrile	103(100)	76(34)	50(13)	104(9)	75(7)	51(7)	77(5)	52(4)	39(4)	74(3)
Benzyl chloride	91(100)	126(20)	65(14)	92(9)	39(9)	63(8)	128(6)	45(6)	89(5)	125(3)
Bromochloromethane	49(100)	130(67)	128(52)	51(31)	93(23)	81(20)	79(20)	95(17)	132(16)	47(8)
Bromoform (Tribromomethane)	173(100)	171(50)	175(49)	93(22)	91(22)	79(18)	81(17)	94(13)	92(13)	254(11)
Butyl acetate	43(100)	56(34)	41(17)	27(16)	29(15)	73(11)	61(10)	28(7)	55(6)	39(6)
Butyl alcohol	31(100)	56(81)	41(62)	43(60)	27(50)	42(31)	29(31)	28(17)	39(16)	55(12)
sec-Butyl alcohol	45(100)	31(22)	27(22)	59(20)	29(18)	43(13)	41(12)	44(8)	18(8)	28(5)
tert-Butyl alcohol	59(100)	31(33)	41(22)	43(18)	29(13)	27(11)	57(10)	42(4)	60(3)	28(3)
Butylamine	30(100)	73(10)	28(5)	41(3)	27(3)	18(3)	44(2)	42(2)	31(2)	29(2)
tert-Butylamine	58(100)	41(21)	42(15)	18(9)	30(8)	15(8)	39(7)	57(6)	28(6)	59(4)
Butyl methyl ketone	43(100)	58(60)	57(17)	100(16)	29(15)	41(13)	85(8)	27(8)	71(7)	59(5)
p-tert-Butyltoluene	133(100)	105(38)	41(23)	148(18)	93(16)	91(14)	115(13)	134(11)	39(11)	116(10)
γ-Butyrolactone	28(100)	42(74)	29(48)	27(33)	41(27)	56(25)	86(24)	26(18)	85(10)	39(10)
Caprolactam	55(100)	113(87)	30(81)	56(66)	84(60)	85(57)	42(51)	41(33)	28(26)	43(17)
Carbon disulfide	76(100)	32(22)	44(17)	78(9)	38(6)	28(5)	77(3)	64(1)	46(1)	39(1)
Carbon tetrachloride	117(100)	119(98)	121(31)	82(24)	47(23)	84(16)	35(14)	49(8)	28(8)	36(6)
1-Chloro-1,1-difluoroethane	65(100)	45(31)	85(14)	31(10)	64(8)	44(7)	35(6)	26(6)	87(5)	81(4)
Chlorobenzene	112(100)	77(63)	114(33)	51(29)	50(14)	75(8)	113(7)	78(5)	76(5)	28(4)
Chloroform	83(100)	85(64)	47(35)	35(19)	48(16)	49(12)	87(10)	37(6)	50(5)	84(4)
Chloropentafluoroethane	85(100)	69(61)	31(38)	87(32)	50(17)	35(8)	119(6)	66(4)	100(3)	47(3)
Cumene (Isopropylbenzene)	105(100)	120(25)	77(13)	51(12)	79(10)	106(9)	39(9)	27(8)	103(6)	91(5)
Cyclohexane	56(100)	84(71)	41(70)	27(37)	55(36)	39(35)	42(30)	69(23)	28(18)	43(14)
Cyclohexanol	57(100)	44(68)	41(68)	39(51)	32(40)	43(38)	31(32)	42(22)	67(18)	82(16)
Cyclohexanone	55(100)	42(85)	41(34)	27(33)	98(31)	39(27)	69(26)	70(20)	43(14)	28(14)
Cyclohexylamine	56(100)	43(23)	28(17)	99(10)	70(8)	57(6)	30(6)	93(5)	54(4)	41(4)
Cyclopentane	42(100)	70(30)	55(29)	41(29)	39(22)	27(15)	40(7)	29(5)	28(4)	43(3)
Cyclopentanone	55(100)	28(50)	84(42)	41(38)	56(29)	27(24)	39(19)	42(15)	26(9)	29(7)
p-Cymene (1-Methyl-4-isopropylbenzene)	119(100)	91(42)	134(33)	39(27)	41(20)	117(18)	65(18)	77(17)	27(16)	120(15)
cis-Decalin	67(100)	81(87)	41(81)	138(67)	96(62)	82(62)	39(50)	55(45)	27(44)	95(42)
trans-Decalin	41(100)	68(91)	67(88)	82(67)	27(65)	96(61)	95(55)	138(51)	81(51)	29(51)
Diacetone alcohol	43(100)	59(41)	58(17)	101(10)	41(9)	31(9)	83(6)	56(6)	55(6)	29(6)
1,2-Dibromoethane	27(100)	107(77)	109(72)	26(24)	28(10)	81(5)	79(5)	25(5)	95(4)	93(4)
Dibromofluoromethane	111(100)	113(98)	192(29)	43(16)	41(16)	190(15)	194(14)	81(9)	79(9)	122(7)
Dibromomethane	174(100)	93(96)	95(84)	172(53)	176(50)	91(11)	81(9)	79(9)	94(5)	65(5)
1,2-Dibromotetrafluoroethane	179(100)	181(97)	129(34)	131(33)	100(17)	31(13)	260(12)	50(8)	69(7)	262(6)
Dibutylamine	86(100)	72(52)	30(48)	44(40)	29(31)	57(24)	41(21)	73(15)	28(15)	43(13)

Compound	<i>m/z</i> (intensity)									
<i>o</i> -Dichlorobenzene	146(100)	148(64)	111(38)	75(23)	113(12)	74(12)	50(11)	150(10)	73(9)	147(7)
1,1-Dichloroethane (Ethylidene dichloride)	63(100)	27(71)	65(31)	26(19)	83(11)	85(7)	61(7)	35(6)	98(5)	62(5)
1,2-Dichloroethane (Ethylene dichloride)	62(100)	27(91)	49(40)	64(32)	26(31)	63(19)	98(14)	51(13)	61(12)	100(9)
1,1-Dichloroethylene	61(100)	96(61)	98(38)	63(32)	26(16)	60(15)	62(7)	25(7)	100(6)	35(6)
<i>cis</i> -1,2-Dichloroethylene	61(100)	96(73)	98(47)	63(32)	26(30)	60(21)	25(13)	35(12)	62(9)	100(8)
<i>trans</i> -1,2-Dichloroethylene	61(100)	96(67)	98(43)	26(34)	63(32)	60(24)	25(15)	62(10)	100(7)	47(7)
Dichloroethyl ether	93(100)	63(74)	27(38)	95(32)	65(24)	31(9)	49(4)	28(4)	94(3)	62(3)
Dichloromethane (Methylene chloride)	49(100)	84(64)	86(39)	51(31)	47(14)	48(8)	88(6)	50(3)	85(2)	83(2)
1,2-Dichloropropane	63(100)	62(71)	27(57)	41(49)	39(32)	65(31)	76(27)	64(25)	49(13)	77(12)
1,2-Dichlorotetrafluoroethane	85(100)	135(52)	87(33)	137(17)	101(9)	31(9)	103(6)	100(6)	50(5)	69(4)
Diethanolamine	30(100)	74(82)	28(77)	56(69)	18(50)	42(46)	29(36)	27(34)	45(30)	43(19)
Diethylamine	30(100)	58(81)	44(28)	73(18)	29(18)	28(17)	72(12)	42(11)	27(11)	59(4)
Diethyl carbonate	29(100)	45(70)	31(53)	27(39)	91(24)	28(15)	63(11)	26(10)	30(6)	43(5)
Diethylene glycol	45(100)	75(23)	31(20)	44(16)	27(14)	76(12)	29(12)	43(11)	42(9)	41(4)
Diethylene glycol dimethyl ether (Diglyme)	59(100)	58(43)	31(34)	29(32)	45(28)	28(19)	89(15)	43(9)	27(5)	60(4)
Diethylene glycol monoethyl ether (Carbitol)	45(100)	59(56)	72(37)	73(22)	60(14)	31(13)	75(11)	44(9)	104(8)	103(7)
Diethylene glycol monoethyl ether acetate	43(100)	29(51)	31(42)	45(40)	59(24)	72(18)	44(10)	73(9)	42(9)	30(6)
Diethylene glycol monomethyl ether	45(100)	31(42)	59(41)	29(38)	28(32)	58(21)	43(14)	27(13)	44(11)	32(10)
Diethylenetriamine	44(100)	73(59)	30(35)	19(18)	56(16)	28(16)	27(16)	42(11)	99(8)	43(8)
Diethyl ether	31(100)	29(63)	59(40)	27(35)	45(33)	74(23)	15(17)	43(9)	28(9)	26(9)
Diisobutyl ketone (Isovalerone)	57(100)	85(82)	41(46)	43(39)	58(33)	28(30)	26(30)	39(22)	42(12)	142(11)
Diisopropyl ether	45(100)	43(39)	87(15)	41(12)	59(10)	27(8)	39(4)	69(3)	42(3)	31(3)
<i>N,N</i> -Dimethylacetamide	44(100)	87(69)	43(46)	45(23)	42(19)	72(15)	15(11)	30(8)	28(5)	88(4)
Dimethylamine	44(100)	45(81)	18(32)	28(30)	43(19)	42(15)	15(9)	46(5)	41(5)	27(5)
Dimethyl disulfide	94(100)	45(63)	79(59)	46(38)	47(26)	15(18)	48(14)	61(12)	64(11)	96(9)
<i>N,N</i> -Dimethylformamide	73(100)	44(86)	42(36)	30(22)	28(20)	29(8)	43(7)	72(6)	58(5)	74(4)
Dimethyl sulfoxide	63(100)	78(70)	15(40)	45(35)	29(16)	61(13)	46(12)	31(11)	48(10)	47(10)
1,4-Dioxane	28(100)	29(37)	88(31)	58(24)	31(17)	15(17)	27(15)	30(13)	43(11)	26(9)
1,3-Dioxolane	73(100)	29(56)	44(53)	45(28)	28(21)	43(20)	27(13)	31(7)	74(5)	42(3)
Dipentene	68(100)	93(50)	67(44)	94(22)	39(22)	107(18)	92(18)	53(18)	136(16)	79(16)
Epichlorohydrin	57(100)	27(39)	29(32)	49(25)	31(22)	62(18)	28(16)	92(1)		
Ethanolamine (Glycinol)	30(100)	18(30)	28(15)	42(7)	31(6)	17(6)	61(5)	15(5)	43(3)	29(3)
Ethyl acetate	43(100)	29(46)	27(33)	45(32)	61(28)	28(25)	42(18)	73(11)	88(10)	70(10)
Ethyl acetoacetate	43(100)	29(24)	88(18)	28(16)	85(14)	27(12)	42(11)	60(9)	130(6)	45(6)
Ethyl alcohol	31(100)	45(44)	46(18)	27(18)	29(15)	43(14)	30(6)	42(3)	19(3)	14(3)
Ethylamine	30(100)	28(32)	44(20)	45(19)	27(13)	15(10)	42(9)	29(8)	41(5)	40(5)
Ethylbenzene	91(100)	106(31)	51(14)	39(10)	77(8)	65(8)	105(7)	92(7)	78(7)	27(6)
Ethyl bromide (Bromoethane)	108(100)	110(97)	29(62)	27(51)	28(35)	26(14)	93(6)	32(6)	95(5)	81(5)
Ethyl chloride (Chloroethane)	64(100)	28(91)	29(84)	27(75)	66(32)	26(28)	49(25)	51(8)	63(6)	65(4)
Ethylene carbonate	29(100)	44(62)	43(54)	88(40)	30(16)	28(11)	45(7)	58(6)	42(6)	73(4)
Ethylenediamine (1,2-Ethane- diamine)	30(100)	18(13)	42(6)	43(5)	27(5)	44(4)	29(4)	17(4)	15(4)	41(3)
Ethylene glycol	31(100)	33(35)	29(13)	32(11)	43(6)	27(5)	28(4)	62(3)	30(3)	44(2)
Ethylene glycol diethyl ether	31(100)	59(71)	29(58)	45(43)	27(33)	74(27)	43(15)	15(14)	28(12)	44(10)
Ethylene glycol dimethyl ether	45(100)	60(13)	29(13)	90(7)	58(6)	31(5)	28(5)	43(4)	59(3)	46(2)
Ethylene glycol monobutyl ether	57(100)	45(38)	29(35)	41(31)	87(16)	27(12)	56(11)	31(9)	75(7)	28(7)
Ethylene glycol monoethyl ether (Cellosolve)	31(100)	29(52)	59(50)	27(27)	45(26)	72(14)	43(14)	15(14)	28(8)	26(6)
Ethylene glycol monoethyl ether acetate	43(100)	31(34)	59(31)	72(28)	44(25)	29(24)	45(12)	27(11)	15(11)	87(7)
Ethylene glycol monomethyl ether	45(100)	31(15)	29(14)	28(11)	47(9)	76(6)	43(6)	58(4)	46(4)	27(4)
Ethylene glycol monomethyl ether acetate	43(100)	45(48)	58(42)	29(10)	42(4)	31(4)	73(3)	27(3)	59(2)	26(2)
Ethyl formate	31(100)	28(73)	27(51)	29(38)	45(34)	26(17)	74(11)	43(9)	47(8)	56(4)
Furan	68(100)	39(64)	40(9)	38(9)	42(6)	29(6)	37(5)	69(4)	34(2)	67(1)
Furfural	39(100)	96(55)	95(52)	38(38)	29(35)	37(29)	40(11)	97(9)	50(7)	42(7)
Furfuryl alcohol	98(100)	41(65)	39(59)	81(55)	53(53)	97(51)	42(49)	69(39)	70(36)	29(28)
Glycerol	61(100)	43(90)	31(57)	44(54)	29(38)	18(32)	27(12)	42(11)	60(10)	45(10)
Heptane	43(100)	41(56)	29(49)	57(47)	27(46)	71(45)	56(27)	42(26)	39(23)	70(18)
1-Heptanol	41(100)	70(87)	56(86)	31(78)	43(72)	29(70)	55(67)	27(65)	42(54)	69(41)
Hexane	57(100)	43(78)	41(77)	29(61)	27(57)	56(45)	42(39)	39(27)	28(16)	86(14)
1-Hexanol (Caproyl alcohol)	56(100)	43(78)	31(74)	41(71)	27(64)	29(59)	55(58)	42(53)	39(37)	69(27)
Hexylene glycol	59(100)	43(61)	56(25)	45(17)	41(16)	57(13)	42(13)	85(11)	61(10)	31(10)

Compound	<i>m/z</i> (intensity)									
Hexyl methyl ketone	43(100)	58(79)	41(56)	59(52)	71(49)	27(46)	29(36)	39(27)	57(18)	55(17)
Isobutyl acetate	43(100)	56(26)	73(15)	41(10)	29(5)	71(3)	57(3)	39(3)	27(3)	86(2)
Isobutyl alcohol	43(100)	33(73)	31(72)	41(66)	42(60)	27(43)	29(18)	39(17)	28(8)	74(6)
Isobutylamine	30(100)	28(9)	41(6)	73(5)	27(5)	39(4)	29(3)	15(3)	58(2)	56(2)
Isopentyl acetate	43(100)	70(49)	55(38)	61(15)	42(15)	41(14)	27(12)	87(11)	29(10)	73(9)
Isophorone	82(100)	39(20)	138(17)	54(13)	27(12)	41(10)	53(8)	83(7)	29(7)	55(6)
Isopropyl acetate	43(100)	61(17)	41(14)	87(9)	59(8)	27(8)	42(7)	39(4)	45(3)	44(2)
Isopropyl alcohol	45(100)	43(19)	27(17)	29(12)	41(7)	31(6)	19(6)	42(5)	44(4)	59(3)
Isoquinoline	129(100)	102(26)	51(20)	128(18)	50(11)	130(10)	75(10)	76(9)	103(8)	74(7)
<i>l</i> -Limonene (Citrene)	68(100)	93(50)	67(49)	41(22)	94(21)	79(21)	39(21)	136(20)	53(19)	121(16)
2,6-Lutidine (2,6-Dimethylpyridine)	107(100)	39(39)	106(29)	66(22)	92(18)	65(18)	38(12)	27(11)	79(9)	63(9)
Mesitylene (1,3,5-Trimethylbenzene)	105(100)	120(64)	119(15)	77(13)	39(11)	106(9)	91(9)	51(8)	27(7)	121(6)
Mesityl oxide	55(100)	83(89)	43(73)	29(42)	98(36)	39(32)	27(28)	53(11)	41(10)	56(5)
Methyl acetate	43(100)	74(52)	28(38)	42(19)	59(17)	44(8)	32(8)	29(6)	31(4)	75(2)
Methylal (Dimethoxymethane)	45(100)	75(61)	29(59)	31(13)	30(6)	15(6)	47(5)	76(2)	46(2)	44(2)
Methyl alcohol	31(100)	29(72)	32(67)	15(42)	28(12)	14(10)	30(9)	13(6)	12(3)	16(2)
Methylamine	30(100)	31(87)	28(56)	29(19)	32(15)	15(12)	27(9)			
Methyl benzoate	105(100)	77(81)	51(45)	136(24)	50(18)	106(8)	78(6)	28(6)	39(5)	27(5)
Methylcyclohexane	83(100)	55(82)	41(60)	98(44)	42(35)	56(30)	27(29)	39(27)	69(23)	70(22)
Methyl ethyl ketone	43(100)	72(24)	29(19)	27(12)	57(7)	42(5)	26(4)	28(3)	44(2)	39(2)
<i>N</i> -Methylformamide	59(100)	30(54)	28(34)	29(13)	58(8)	15(7)	60(3)	41(3)	27(3)	31(2)
Methyl formate	31(100)	29(63)	32(34)	60(28)	30(7)	28(7)	44(2)	18(2)	61(1)	59(1)
Methyl iodide (Iodomethane)	142(100)	127(38)	141(14)	15(13)	139(5)	140(4)	128(3)	14(1)	13(1)	71(0)
Methyl isobutyl ketone	43(100)	58(84)	29(65)	41(56)	57(44)	27(42)	39(31)	85(19)	100(14)	42(14)
Methyl isopentyl ketone	43(100)	58(34)	27(14)	41(13)	15(13)	57(11)	39(9)	71(8)	59(8)	29(8)
2-Methylpentane	43(100)	42(53)	41(35)	27(31)	71(29)	39(20)	29(18)	57(11)	15(10)	70(7)
4-Methyl-2-pentanol	45(100)	43(47)	69(30)	41(27)	27(19)	39(13)	29(12)	87(11)	84(10)	57(10)
Methyl pentyl ketone	43(100)	58(60)	71(14)	41(11)	27(11)	59(9)	39(8)	29(8)	42(5)	114(4)
Methyl propyl ketone	43(100)	41(17)	86(12)	42(12)	27(11)	39(8)	71(7)	58(7)	45(7)	44(3)
<i>N</i> -Methyl-2-pyrrolidone	99(100)	44(89)	98(80)	42(60)	41(38)	43(17)	28(17)	71(13)	39(11)	70(10)
Morpholine	57(100)	29(100)	87(69)	28(69)	30(38)	56(33)	86(28)	31(28)	27(12)	15(7)
Nitrobenzene	77(100)	51(59)	123(42)	50(25)	30(15)	65(14)	39(10)	93(9)	74(7)	78(6)
Nitroethane	29(100)	30(12)	28(11)	26(9)	27(8)	43(5)	41(5)	14(5)	15(3)	46(2)
Nitromethane	30(100)	61(64)	46(39)	28(30)	45(8)	27(8)	44(7)	29(7)	60(5)	43(4)
1-Nitropropane	43(100)	27(93)	41(90)	39(34)	30(25)	44(20)	42(20)	26(20)	28(13)	54(12)
2-Nitropropane	43(100)	41(73)	27(71)	39(30)	30(18)	15(11)	42(9)	28(8)	26(8)	38(6)
Octane	43(100)	57(30)	85(25)	41(25)	71(19)	29(17)	56(14)	70(10)	42(10)	27(10)
1-Octanol	41(100)	56(85)	43(82)	55(81)	31(69)	27(69)	29(68)	42(62)	70(53)	69(48)
Pentachloroethane	167(100)	165(91)	117(90)	119(89)	83(58)	169(54)	130(43)	132(42)	60(40)	85(37)
Pentamethylene glycol (1,5-Pentanediol)	31(100)	56(85)	41(67)	57(59)	55(51)	44(45)	29(37)	43(31)	68(29)	27(26)
Pentane	43(100)	42(55)	41(45)	27(42)	29(26)	39(19)	57(13)	28(9)	15(9)	72(8)
1-Pentanol (Amyl alcohol)	42(100)	70(72)	55(65)	41(56)	31(47)	29(41)	27(26)	57(22)	28(22)	43(21)
Pentyl acetate (Amyl acetate)	43(100)	70(90)	42(52)	28(51)	61(50)	55(41)	73(21)	41(20)	29(14)	69(11)
2-Picoline (2-Methylpyridine)	93(100)	66(41)	39(31)	92(20)	78(19)	51(19)	65(16)	38(13)	50(12)	52(11)
α -Pinene	93(100)	92(30)	39(24)	41(23)	77(22)	91(21)	27(21)	79(18)	121(13)	53(10)
β -Pinene	93(100)	41(64)	69(47)	39(33)	27(31)	79(20)	77(18)	53(14)	94(13)	91(13)
Piperidine (Hexahydropyridine)	84(100)	85(53)	56(46)	57(43)	28(41)	29(37)	44(34)	42(30)	30(30)	43(25)
Propanenitrile	28(100)	54(63)	26(20)	27(17)	52(11)	55(10)	51(9)	15(9)	53(7)	25(7)
Propyl acetate	43(100)	61(19)	31(18)	27(15)	42(11)	73(9)	41(9)	29(9)	59(5)	39(5)
Propyl alcohol	31(100)	27(19)	29(18)	59(11)	42(9)	60(7)	41(7)	28(7)	43(3)	32(3)
Propylamine	30(100)	28(13)	59(8)	27(7)	41(5)	42(3)	39(3)	29(3)	26(3)	18(3)
Propylbenzene	91(100)	120(21)	92(10)	38(10)	65(9)	78(6)	51(6)	27(5)	63(4)	105(3)
1,2-Propylene glycol	45(100)	18(46)	29(21)	43(19)	31(18)	27(17)	28(11)	19(8)	44(6)	61(5)
Pseudocumene (1,2,4-Trimethylbenzene)	105(100)	120(56)	119(17)	77(15)	39(15)	51(11)	91(10)	27(10)	106(9)	79(7)
Pyridine	79(100)	52(62)	51(31)	50(19)	78(11)	53(7)	39(7)	80(6)	27(3)	77(2)
Pyrrrole	67(100)	41(58)	39(58)	40(51)	28(42)	38(20)	37(12)	66(7)	68(5)	27(3)
Pyrrolidine	43(100)	28(52)	70(33)	71(26)	42(22)	41(20)	27(16)	39(15)	29(10)	30(9)
2-Pyrrolidone	85(100)	42(43)	41(36)	28(33)	30(29)	56(16)	84(14)	40(12)	27(12)	29(9)
Quinoline	129(100)	51(28)	76(25)	128(24)	44(24)	50(20)	32(19)	75(18)	74(12)	103(11)
Styrene	104(100)	103(41)	78(32)	51(28)	77(23)	105(12)	50(12)	52(11)	39(11)	102(10)
Sulfolane	41(100)	28(94)	56(82)	55(72)	120(37)	27(32)	39(19)	29(17)	26(11)	48(5)
α -Terpinene	121(100)	93(85)	136(43)	91(40)	77(34)	39(33)	27(33)	79(27)	41(26)	43(18)
1,1,1,2-Tetrachloro-2,2-difluoroethane	167(100)	169(96)	117(85)	119(82)	171(31)	85(29)	121(26)	82(14)	47(14)	101(13)
Tetrachloro-1,2-difluoroethane	101(100)	103(64)	167(54)	169(52)	117(19)	119(18)	171(17)	105(11)	31(11)	132(9)

Compound	<i>m/z</i> (intensity)									
1,1,1,2-Tetrachloroethane	131(100)	133(96)	117(76)	119(73)	95(34)	135(31)	121(23)	97(23)	61(19)	60(18)
1,1,2,2-Tetrachloroethane	83(100)	85(63)	95(11)	87(10)	168(8)	133(8)	131(8)	96(8)	61(8)	60(8)
Tetrachloroethylene	166(100)	164(82)	131(71)	129(71)	168(45)	94(38)	47(31)	96(24)	133(20)	59(17)
Tetraethylene glycol	45(100)	89(10)	44(8)	43(6)	31(6)	29(6)	27(6)	101(5)	75(5)	28(5)
Tetrahydrofuran	42(100)	41(52)	27(33)	72(29)	71(27)	39(24)	43(22)	29(22)	40(13)	15(10)
1,2,3,4-Tetrahydronaphthalene	104(100)	132(53)	91(43)	51(17)	39(17)	131(15)	117(15)	115(14)	78(13)	77(13)
Tetrahydropyran	41(100)	28(64)	56(57)	45(57)	29(51)	27(49)	85(47)	86(42)	39(28)	55(23)
Tetramethylsilane	73(100)	43(14)	45(12)	74(8)	29(7)	15(5)	75(4)	44(4)	42(4)	31(4)
Toluene	91(100)	92(73)	39(20)	65(14)	63(11)	51(11)	50(7)	27(6)	93(5)	90(5)
<i>o</i> -Toluidine	106(100)	107(83)	77(17)	79(13)	39(12)	53(10)	52(10)	54(9)	51(9)	28(9)
Triacetin	43(100)	103(44)	145(34)	116(17)	115(13)	44(10)	86(9)	28(8)	73(7)	42(7)
Tributylamine	142(100)	100(19)	143(11)	29(8)	185(7)	57(6)	44(6)	41(6)	30(5)	86(4)
1,1,1-Trichloroethane	97(100)	99(64)	61(58)	26(31)	27(24)	117(19)	63(19)	119(18)	35(17)	62(11)
1,1,2-Trichloroethane	97(100)	83(95)	99(62)	85(60)	61(58)	26(23)	96(21)	63(19)	27(17)	98(15)
Trichloroethylene	95(100)	130(90)	132(85)	60(65)	97(64)	35(40)	134(27)	47(26)	62(21)	59(13)
Trichlorofluoromethane	101(100)	103(66)	66(13)	105(11)	35(11)	47(9)	31(8)	82(4)	68(4)	37(4)
1,1,2-Trichlorotrifluoroethane	101(100)	151(68)	103(64)	85(45)	31(45)	153(44)	35(20)	66(19)	47(18)	87(14)
Triethanolamine	118(100)	56(69)	45(60)	42(56)	44(27)	43(25)	41(14)	116(8)	57(8)	86(7)
Triethylamine	86(100)	30(68)	58(37)	28(24)	29(23)	27(19)	44(18)	101(17)	42(16)	56(8)
Triethylene glycol	45(100)	58(11)	89(9)	31(8)	29(8)	75(7)	44(7)	43(7)	27(7)	28(5)
Triethyl phosphate	99(100)	81(71)	155(56)	82(45)	45(45)	109(44)	127(41)	43(24)	125(16)	111(14)
Trimethylamine	58(100)	59(47)	30(29)	42(26)	44(17)	15(14)	28(10)	18(10)	43(8)	57(7)
Trimethylene glycol (1,3-Propanediol)	28(100)	58(93)	31(76)	57(70)	29(40)	27(26)	45(24)	43(23)	19(18)	30(17)
Trimethyl phosphate	110(100)	109(35)	79(34)	95(25)	80(23)	15(20)	140(18)	47(10)	31(7)	139(5)
Veratrole	138(100)	95(65)	77(48)	123(44)	52(42)	41(33)	65(30)	51(29)	39(19)	63(17)
<i>o</i> -Xylene	91(100)	106(40)	39(21)	105(17)	51(17)	77(15)	27(12)	65(10)	92(8)	79(8)
<i>m</i> -Xylene	91(100)	106(65)	105(29)	39(18)	51(15)	77(14)	27(10)	92(8)	79(8)	78(8)
<i>p</i> -Xylene	91(100)	106(62)	105(30)	51(16)	39(16)	77(13)	27(11)	92(7)	78(7)	65(7)

SOLUBILITY OF COMMON SALTS AT AMBIENT TEMPERATURES

This table gives the aqueous solubility of selected salts at temperatures from 10°C to 40°C. Values are given in molality terms.

References

1. Apelblat, A., *J. Chem. Thermodynamics*, 24, 619, 1992.
2. Apelblat, A., *J. Chem. Thermodynamics*, 25, 63, 1993.
3. Apelblat, A., *J. Chem. Thermodynamics*, 25, 1513, 1993.
4. Apelblat, A. and Korin, E., *J. Chem. Thermodynamics*, 30, 59, 1998.

Salt	10°C	15°C	20°C	25°C	30°C	35°C	40°C	Ref.
BaCl ₂	1.603	1.659	1.716	1.774	1.834	1.895	1.958	1
Ca(NO ₃) ₂	6.896	7.398	7.986	8.675	9.480	10.421		1
CuSO ₄	1.055	1.153	1.260	1.376	1.502	1.639		3
FeSO ₄	1.352	1.533	1.729	1.940	2.165	2.405		3
KBr	5.002	5.237	5.471	5.703	5.932	6.157		3
KIO ₃	0.291	0.333	0.378	0.426	0.478	0.534	0.593	4
K ₂ CO ₃	7.756	7.846	7.948	8.063	8.191	8.331	8.483	1
LiCl	19.296	19.456	19.670	19.935				2
Mg(NO ₃) ₂	4.403	4.523	4.656	4.800	4.958	5.130	5.314	1
MnCl ₂	5.421	5.644	5.884	6.143	6.422	6.721		3
NH ₄ Cl	6.199	6.566	6.943	7.331				2
NH ₄ NO ₃	18.809	21.163	23.721	26.496				2
(NH ₄) ₂ SO ₄	5.494	5.589	5.688	5.790	5.896	6.005		3
NaBr	8.258	8.546	8.856	9.191	9.550	9.937	10.351	4
NaCl	6.110	6.121	6.136	6.153	6.174	6.197	6.222	4
NaNO ₂	11.111	11.484	11.883	12.310	12.766	13.253	13.772	4
NaNO ₃	9.395	9.819	10.261	10.723	11.204	11.706	12.230	4
RbCl	6.911	7.180	7.449	7.717	7.986	8.253	8.520	4
ZnSO ₄	2.911	3.116	3.336	3.573	3.827	4.099	4.194	1

FLAME AND BEAD TESTS

Flame Colorations

Violet

Potassium compounds. Purple red through blue glass. Easily obscured by sodium flame. Bluish-green through green glass. Rubidium and cesium compounds impart same flame as potassium compounds.

Blues

Azure — Copper chloride. Copper bromide gives azure blue followed by green. Other copper compounds give same coloration when moistened with hydrochloric acid.
Light blue — Lead, arsenic, selenium.

Greens

Emerald — Copper compounds except the halides, and when not moistened with hydrochloric acid.
Pure green — Compounds of thallium and tellurium.
Yellowish — Barium compounds. Some molybdenum compounds. Borates, especially when treated with sulfuric acid or when burned with alcohol.

Bluish — Phosphates with sulfuric acid.

Feeble — Antimony compounds. Ammonium compounds.

Whitish — Zinc.

Reds

Carmine — Lithium compounds. Violet through blue glass. Invisible through green glass. Masked by barium flame.
Scarlet — Strontium compounds. Violet through blue glass. Yellowish through green glass. Masked by barium flame.
Yellowish — Calcium compounds. Greenish through blue glass. Green through green glass. Masked by barium flame.

Yellow

Yellow — All sodium compounds. Invisible with blue glass.

Bead Tests

Abbreviations employed: s = saturated; ss = supersaturated; ns = not saturated; h = hot; c = cold

Borax Beads

Substance	Oxidizing flame	Reducing flame
Aluminum	Colorless (h, c, ns); opaque (ss)	Colorless; opaque (s)
Antimony	Colorless; yellow or brownish (h, ss)	Gray and opaque
Barium	Colorless (ns)	
Bismuth	Colorless; yellow or brownish (h, ss)	Gray and opaque
Cadmium	Colorless	Gray and opaque
Calcium	Colorless (ns)	
Cerium	Red (h)	Colorless (h, c)
Chromium	Green (c)	Green
Cobalt	Blue (h, c)	Blue (h, c)
Copper	Green (h); blue (c)	Red (c); opaque (ss); colorless (h)
Iron	Yellow or brownish red (h, ns)	Green (ss)
Lead	Colorless; yellow or brownish (h, ss)	Gray and opaque
Magnesium	Colorless (ns)	
Manganese	Violet (h, c)	Colorless (h, c)
Molybdenum	Colorless	Yellow or brown (h)
Nickel	Brown; red (c)	Gray and opaque
Silicon	Colorless (h, c); opaque (ss)	Colorless; opaque (s)
Silver	Colorless (ns)	Gray and opaque
Strontium	Colorless (ns)	
Tin	Colorless (h, c); opaque (ss)	Colorless; opaque (s)
Titanium	Colorless	Yellow (h); violet (c)
Tungsten	Colorless	Brown
Uranium	Yellow or brownish (h, ns)	Green
Vanadium	Colorless	Green

Beads of Microcosmic Salt



Substance	Oxidizing flame	Reducing flame
Aluminum	Colorless; opaque (s)	Colorless; not clear (ss)
Antimony	Colorless (ns)	Gray and opaque
Barium	Colorless; opaque (s)	Colorless; not clear (ss)
Bismuth	Colorless (ns)	Gray and opaque
Cadmium	Colorless (ns)	Gray and opaque
Calcium	Colorless; opaque (s)	Colorless; not clear (ss)

Beads of Microcosmic Salt

Substance	Oxidizing flame	Reducing flame
Cerium	Yellow or brownish red (h, s)	Colorless
Chromium	Red (h, s); green (c)	Green (c)
Cobalt	Blue (h, c)	Blue (h, c)
Copper	Blue (c); green (h)	Red and opaque (c)
Iron	Yellow or brown (h, s)	Colorless; yellow or brownish (h)
Lead	Colorless (ns)	Gray and opaque
Magnesium	Colorless; opaque (s)	Colorless; not clear (ss)
Manganese	Violet (h, c)	Colorless
Molybdenum	Colorless; green (h)	Green (h)
Nickel	Yellow (c); red (h, s)	Yellow (c); red (h); gray and opaque
Silver		Gray and opaque
Strontium	Colorless; opaque (s)	Colorless; not clear (ss)
Tin	Colorless; opaque (s)	Colorless
Titanium	Colorless (ns)	Violet (c); yellow or brownish (h)
Uranium	Green; yellow or brownish	Green (h) (h, s)
Vanadium	Yellow	Green
Zinc	Colorless (ns)	Gray and opaque

Sodium Carbonate Bead

Substance	Oxidizing flame	Reducing flame
Manganese	Green	Colorless

BOND LENGTHS IN CRYSTALLINE ORGANIC COMPOUNDS

The following table gives average interatomic distances for bonds between the elements H, B, C, N, O, F, Si, P, S, Cl, As, Se, Br, Te, and I as determined from X-ray and neutron diffraction measurements on organic crystals. The table has been derived from an analysis of high-precision structure data on about 10,000 crystals contained in the 1985 version of the Cambridge Structural Database, which is maintained by the Cambridge Crystallographic Data Center. The explanation of the columns is:

Column 4: m is the median in Å units of all values.
 Column 5: σ is the standard deviation in the sample.
 Column 6: q_1 is the lower quartile for the sample (i.e., 25% of values are less than q_1 and 75% exceed it).
 Column 7: q_u is the upper quartile for the sample.
 Column 8: n is number of observations in the sample.
 Column 9: Notes refer to the footnotes in Appendix 1.

Column 1: Specification of elements in the bond, with coordination number given in parentheses, and bond type (single, double, etc.). For carbon, the hybridization state is given.
 Column 2: Substructure in which the bond is found. The target bond is set in boldface. Where X is not specified, it denotes any element type. C# indicates any sp³ carbon atom, and C* denotes an sp³ carbon whose bonds, in addition to those specified in the linear formulation, are to C and H atoms only.
 Column 3: d is the unweighted mean in Å units of all the values for that bond length found in the sample.

References to special cases are given in a shorthand form and listed in Appendix 2. Further information on the method of analysis of the data may be found in the reference cited below.

The table is reprinted with permission of the authors, the Royal Society of Chemistry, and the International Union of Crystallography.

Reference

Frank H. Allen, Olga Kennard, David G. Watson, Lee Brammer, A. Guy Orpen, and Robin Taylor, *J. Chem. Soc. Perkin Trans. II*, S1–S19, 1987.

Bond	Substructure	d	m	σ	q_1	q_u	n	Note
As(3)–As(3)	X_2 – As–As – X_2	2.459	2.457	0.011	2.456	2.466	8	
As–B	see CUDLOC (2.065), CUDLUI (2.041)							
As–BR	see CODDEE, CODDII (2.346–3.203)							
As(4)–C	X_3 – As–CH₃	1.903	1.907	0.016	1.893	1.916	12	
	$(X)_2(C,O,S)=$ As–Csp³	1.927	1.929	0.017	1.921	1.937	16	
	As–Car in Ph ₄ As ⁺	1.905	1.909	0.012	1.897	1.912	108	
	$(X)_2(C,O,S)=$ As–Car	1.922	1.927	0.016	1.908	1.934	36	
As(3)–C	X_2 – As–Csp³	1.963	1.965	0.017	1.948	1.978	6	
	X_2 – As–Car	1.956	1.956	0.015	1.944	1.964	41	
As(3)–Cl	X_2 – As–Cl	2.268	2.256	0.039	2.247	2.281	10	
As(6)–F	in AsF₆[–]	1.678	1.676	0.020	1.659	1.695	36	
As(3)–I	see OPIMAS (2.579, 2.590)							
As(3)–N(3)	X_2 – As–N – X_2	1.858	1.858	0.029	1.839	1.873	19	
As(4)–N(2)	see TPASSN (1.837)							
As(4)–O	$(X)_2(O=)$ As–OH	1.710	1.712	0.017	1.695	1.726	6	
As(3)–O	see ASAZOC, PHASOC01 (1.787–1.845)							
As(4)–O	X_3 – As=O	1.661	1.661	0.016	1.652	1.667	9	
As(3)=P(3)	see BELNIP (2.350, 2.362)							†
As(3)–P(3)	see BUTHAZ10 (2.124)							†
As(3)–S	X_2 – As–S	2.275	2.266	0.032	2.247	2.298	14	
As(4)–S	X_3 – As=S	2.083	2.082	0.004	2.080	2.086	9	
As(3)–Se(2)	see COSDIX, ESEARS (2.355–2.401)							†
As(3)–Si(4)	see BICGEZ, MESIAD (2.351–2.365)							†
As(3)–Te(2)	see ETEARS (2.571, 2.576)							†
B(n)–B(n)	$n = 5-7$ in boron cages	1.775	1.773	0.031	1.763	1.786	688	
B(4)–B(4)	see CETTAW (2.041)							
B(4)–B(3)	see COFVOI (1.698)							
B(3)–B(3)	X_2 – B–B – X_2	1.701	1.700	0.014	1.691	1.712	8	
B(6)–BR		1.967	1.971	0.014	1.954	1.979	7	†
B(4)–BR		2.017	2.008	0.031	1.990	2.044	15	†
B(n)–C	$n = 5-7$: B–C in cages	1.716	1.717	0.020	1.707	1.728	96	
	$n = 3-4$: B–Csp³ not cages	1.597	1.599	0.022	1.585	1.611	29	1
	$n = 4$: B–Car	1.606	1.607	0.012	1.596	1.615	41	
	$n = 4$: B–Car in Ph ₃ B [–]	1.643	1.643	0.006	1.641	1.645	16	
B(n)–C	$n = 3$: B–Car	1.556	1.552	0.015	1.546	1.566	24	
B(n)–Cl	B(5)–Cl and B(3)–Cl	1.751	1.751	0.011	1.743	1.761	14	

Bond	Substructure	<i>d</i>	<i>m</i>	σ	<i>q</i> ₁	<i>q</i> _n	<i>n</i>	Note
	B(4)–Cl	1.833	1.833	0.013	1.821	1.843	22	
B(4)–F	B–F (B neutral)	1.366	1.368	0.017	1.356	1.375	25	
	B⁺–F in BF ₄ [–]	1.365	1.372	0.029	1.352	1.390	84	
B(4)–I	see TMPBTI (2.220, 2.253)							
B(4)–N(3)	X ₃ – B–N (=C)(X)	1.611	1.617	0.013	1.601	1.625	8	
	in pyrazaboles	1.549	1.552	0.015	1.536	1.560	10	
B(3)–N(3)	X ₂ – B–N–C ₂ : all coplanar	1.404	1.404	0.014	1.389	1.408	40	2
	for $\tau(\text{BN}) > 30^\circ$ see BOGSUL, BUSHAY, CILRUK (1.434–1.530)							
	S ₂ – B–N–X ₂	1.447	1.443	0.013	1.435	1.470	14	
B(4)–O	B⁺–O in BO ₄ [–]	1.468	1.468	0.022	1.453	1.479	24	
	for neutral B–O see Note 3							3
B(3)–O(2)	X ₂ – B–O–X	1.367	1.367	0.024	1.349	1.382	35	
B(<i>n</i>)–P	<i>n</i> = 4: B–P	1.922	1.927	0.027	1.900	1.954	10	
	<i>n</i> = 3: see BUPSI10 (1.892, 1.893)							
B(4)–S	B(4)–S(3)	1.930	1.927	0.009	1.925	1.934	10	
	B(4)–S(2)	1.896	1.896	0.004	1.893	1.899	6	
B(3)–S	N– B–S ₂	1.806	1.806	0.010	1.799	1.816	28	
	(=X–)(N–) B–S	1.851	1.854	0.013	1.842	1.859	10	
Br–Br	see BEPZEB, TPASTB	2.542	2.548	0.015	2.526	2.551	4	
Br–C	Br–C[*]	1.966	1.967	0.029	1.951	1.983	100	4
	Br–Csp³ (cyclopropane)	1.910	1.910	0.010	1.900	1.914	8	
	Br–Csp²	1.883	1.881	0.015	1.874	1.894	31	4
	Br–Car (mono-Br + <i>m,p</i> -Br ₂)	1.899	1.899	0.012	1.892	1.906	119	4
	Br–Car (<i>o</i> -Br ₂)	1.875	1.872	0.011	1.864	1.884	8	4
[–] Br(2)–Cl	see TEACBR (2.362–2.402)							†
Br–I	see DTHIBR10 (2.646), TPHOSI (2.695)							
Br–N	see NBBZAM (1.843)							
Br–O	see CIYFOF	1.581	1.581	0.007	1.574	1.587	4	
Br–P	see CISTED (2.366)							
Br–S(2)	see BEMLIO (2.206)							†
Br–S(3)	see CIWYIQ (2.435, 2.453)							†
Br–S(3) ⁺	see THINBR (2.321)							†
Br–SE	see CIFZUM (2.508, 2.619)							
Br–Si	see BIZJAV (2.284)							
Br–Te	In Br₆Te^{2–} see CUGBAH (2.692–2.716)							
	Br–Te(4) see BETUTE10 (3.079, 3.015)							
	Br–Te(3) see BTUPTTE (2.835)							
Csp ³ –Csp ³	C#–CH₂–CH₃	1.513	1.514	0.014	1.507	1.523	192	
	(C#) ₂ – CH–CH₃	1.524	1.526	0.015	1.518	1.534	226	
	(C#) ₃ – C–CH₃	1.534	1.534	0.011	1.527	1.541	825	
	C#–CH₂–CH₂–C#	1.524	1.524	0.014	1.516	1.532	2459	
	(C#) ₂ – CH–CH₂–C#	1.531	1.531	0.012	1.524	1.538	1217	
	(C#) ₃ – C–CH₂–C#	1.538	1.539	0.010	1.533	1.544	330	
	(C#) ₂ – CH–CH–(C#)₂	1.542	1.542	0.011	1.536	1.549	321	
	(C#) ₃ – C–CH–(C#)₂	1.556	1.556	0.011	1.549	1.562	215	
	(C#) ₃ – C–C–(C#)₃	1.588	1.580	0.025	1.566	1.610	21	
	C*–C* (overall)	1.530	1.530	0.015	1.521	1.539	5777	5,6
	in cyclopropane (any subst.)	1.510	1.509	0.026	1.497	1.523	888	7
	in cyclobutane (any subst.)	1.554	1.553	0.021	1.540	1.567	679	8
	in cyclopentane (C,H-subst.)	1.543	1.543	0.018	1.532	1.554	1641	
	in cyclohexane (C,H-subst.)	1.535	1.535	0.016	1.525	1.545	2814	
	cyclopropyl-C* (exocyclic)	1.518	1.518	0.019	1.505	1.531	366	7
	cyclobutyl-C* (exocyclic)	1.529	1.529	0.016	1.519	1.539	376	8
	cyclopentyl-C* (exocyclic)	1.540	1.541	0.017	1.527	1.549	956	
	cyclohexyl-C* (exocyclic)	1.539	1.538	0.016	1.529	1.549	2682	
	in cyclobutene (any subst.)	1.573	1.574	0.017	1.566	1.586	25	8
	in cyclopentene (C,H-subst.)	1.541	1.539	0.015	1.532	1.549	208	
	in cyclohexene (C,H-subst.)	1.541	1.541	0.020	1.528	1.554	586	
	in oxirane (epoxide)	1.466	1.466	0.015	1.458	1.474	249	9
	in aziridine	1.480	1.481	0.021	1.465	1.496	67	9

Bond	Substructure	<i>d</i>	<i>m</i>	σ	q_1	q_u	<i>n</i>	Note
	in oxetane	1.541	1.541	0.019	1.527	1.557	16	
	in azetidine	1.548	1.543	0.018	1.536	1.558	22	
	oxiranyl-C* (exocyclic)	1.509	1.507	0.018	1.497	1.519	333	9
	aziridinyl-C* (exocyclic)	1.512	1.512	0.018	1.496	1.526	13	9
<i>Csp³-Csp²</i>	CH ₃ -C=C	1.503	1.504	0.011	1.497	1.509	215	
	C#-CH ₂ -C=C	1.502	1.502	0.013	1.494	1.510	483	
	(C#) ₂ -CH-C=C	1.510	1.510	0.014	1.501	1.518	564	
	(C#) ₃ -C-C=C	1.522	1.522	0.016	1.511	1.533	193	
<i>Csp³-Csp²</i>	C*-C=C (overall)	1.507	1.507	0.015	1.499	1.517	1456	5
	C*-C=C (endocyclic)							
	in cyclopropene	1.509	1.508	0.016	1.500	1.516	20	10
	in cyclobutene	1.513	1.512	0.018	1.500	1.525	50	8
	in cyclopentene	1.512	1.512	0.014	1.502	1.521	208	
	in cyclohexene	1.506	1.505	0.016	1.495	1.516	391	
	in cyclopentadiene	1.502	1.503	0.019	1.490	1.515	18	
	in cyclohexa-1,3-diene	1.504	1.504	0.017	1.491	1.517	56	
	C*-C=C (exocyclic):							
	cyclopropenyl-C*	1.478	1.475	0.012	1.470	1.485	7	10
	cyclobutenyl-C*	1.489	1.483	0.015	1.479	1.496	11	8
	cyclopentenyl-C*	1.504	1.506	0.012	1.495	1.512	115	
	cyclohexenyl-C*	1.511	1.511	0.013	1.502	1.519	292	
	C*CH=O in aldehydes	1.510	1.510	0.008	1.501	1.518	7	
	(C*) ₂ -C=O							
	in ketones	1.511	1.511	0.015	1.501	1.521	952	11
	in cyclobutanone	1.529	1.530	0.016	1.514	1.545	18	
	in cyclopentanone	1.514	1.514	0.016	1.505	1.523	312	
	acyclic and 6 + rings	1.509	1.509	0.016	1.499	1.519	626	
	C*-COOH in carboxylic acids	1.502	1.502	0.014	1.495	1.510	176	
	C*-COO ⁻ in carboxylate anions	1.520	1.521	0.011	1.516	1.528	57	
	C*-C(=O)(-OC*)							
	in acyclic esters	1.497	1.496	0.018	1.484	1.509	553	12
	in β-lactones	1.519	1.519	0.020	1.500	1.538	4	13
	in γ-lactones	1.512	1.512	0.015	1.501	1.521	110	12
	in δ-lactones	1.504	1.502	0.013	1.495	1.517	27	12
	cyclopropyl (C)-C=O in ketones, acids and esters	1.486	1.485	0.018	1.474	1.497	105	7
	C*-C(=O)(-NH ₂) in acyclic amides	1.514	1.512	0.016	1.506	1.526	32	14
	C*-C(=O)(-NHC*) in acyclic amides	1.506	1.505	0.012	1.498	1.515	78	14
	C*-C(=O)[-N(C*) ₂] in acyclic amides	1.505	1.505	0.011	1.496	1.517	15	14
<i>Csp³-Car</i>	CH ₃ -Car	1.506	1.507	0.011	1.501	1.513	454	
	C#-CH ₂ -Car	1.510	1.510	0.009	1.505	1.516	674	
	(C#) ₂ -CH-Car	1.515	1.515	0.011	1.508	1.522	363	
	(C#) ₃ -C-Car	1.527	1.530	0.016	1.517	1.539	308	
	C*-Car (overall)	1.513	1.513	0.014	1.505	1.521	1813	
	cyclopropyl (C)-Car	1.490	1.490	0.015	1.479	1.503	90	7
<i>Csp³-Csp¹</i>	C*-C≡C	1.466	1.465	0.010	1.460	1.469	21	15
	C#-C≡C	1.472	1.472	0.012	1.464	1.481	88	15
	C*-C≡N	1.470	1.469	0.013	1.463	1.479	106	7b
	cyclopropyl (C)-C≡N	1.444	1.447	0.010	1.436	1.451	38	7
<i>Csp²-Csp²</i>	C=C-C=C							
	(conjugated)	1.455	1.455	0.011	1.447	1.463	30	16,18
	(unconjugated)	1.478	1.476	0.012	1.470	1.479	8	17,18
	(overall)	1.460	1.460	0.015	1.450	1.470	38	
	C=C-C=C-C=C	1.443	1.445	0.013	1.431	1.454	29	18
	C=C-C=C (endocyclic in TCNQ)	1.432	1.433	0.012	1.424	1.441	280	19
	C=C-C(=O)(-C*)							
	(conjugated)	1.464	1.462	0.018	1.453	1.476	211	16,18
	(unconjugated)	1.484	1.486	0.017	1.475	1.497	14	17,18
	(overall)	1.465	1.462	0.018	1.453	1.478	226	
	C=C-C(=O)-C=C							
	in benzoquinone (C,H-subst. only)	1.478	1.476	0.011	1.469	1.488	28	
	in benzoquinone (any subst.)	1.478	1.478	0.031	1.464	1.498	172	

Bond	Substructure	<i>d</i>	<i>m</i>	σ	q_1	q_u	<i>n</i>	Note
	non-quinonoid	1.456	1.455	0.012	1.447	1.464	28	
	C=C-COOH	1.475	1.476	0.015	1.461	1.488	22	
	C=C-COOC*	1.488	1.489	0.014	1.478	1.497	113	
	C=C-COO ⁻	1.502	1.499	0.017	1.488	1.510	11	
	HOOC-COOH	1.538	1.537	0.007	1.535	1.541	9	
	HOOC-COO ⁻	1.549	1.552	0.009	1.546	1.553	13	
	⁻ OOC-COO ⁻	1.564	1.559	0.022	1.554	1.568	9	
	formal <i>Csp</i> ² - <i>Csp</i> ² single bond in selected non-fused heterocycles:							
	in 1 <i>H</i> -pyrrole (C3-C4)	1.412	1.410	0.016	1.401	1.427	29	
	in furan (C3-C4)	1.423	1.423	0.016	1.412	1.433	62	
	in thiophene (C3-C4)	1.424	1.425	0.015	1.415	1.433	40	
	in pyrazole (C3-C4)	1.410	1.412	0.016	1.400	1.418	20	
	in isoxazole (C3-C4)	1.425	1.425	0.016	1.413	1.438	9	
	in furazan (C3-C4)	1.428	1.427	0.007	1.422	1.435	6	
	in furoxan (C3-C4)	1.417	1.417	0.006	1.412	1.422	14	
<i>Csp</i> ² - <i>Car</i>	C=C- <i>Car</i>							
	(conjugated)	1.470	1.470	0.015	1.463	1.480	37	16,18
<i>Csp</i> ² - <i>Car</i>		1.488	1.490	0.012	1.480	1.496	87	17,18
	(overall)	1.483	1.483	0.015	1.472	1.494	124	
	cyclopropenyl (C=C)- <i>Car</i>	1.447	1.448	0.006	1.441	1.452	8	10
	<i>Car</i> -C(=O)-C*	1.488	1.489	0.016	1.478	1.500	84	
	<i>Car</i> -C(=O)- <i>Car</i>	1.480	1.481	0.017	1.468	1.494	58	
	<i>Car</i> -COOH	1.484	1.485	0.014	1.474	1.491	75	
	<i>Car</i> -C(=O)(-OC*)	1.487	1.487	0.012	1.480	1.494	218	
	<i>Car</i> -COO ⁻	1.504	1.509	0.014	1.495	1.512	26	
	<i>Car</i> -C(-O)-NH ₂	1.500	1.503	0.020	1.498	1.510	19	
	<i>Car</i> -C=N-C#							
	(conjugated)	1.476	1.478	0.014	1.466	1.486	27	16
	(unconjugated)	1.491	1.490	0.008	1.485	1.496	48	17
	(overall)	1.485	1.487	0.013	1.481	1.493	75	
	in indole (C3-C3a)	1.434	1.434	0.011	1.428	1.439	40	
<i>Csp</i> ² - <i>Csp</i> ¹	C=C-C≡C	1.431	1.427	0.014	1.425	1.441	11	7b
	C=C-C≡N in TCNQ	1.427	1.427	0.010	1.420	1.433	280	19
<i>Car</i> - <i>Car</i>	in biphenyls (<i>ortho</i> subst. all H)	1.487	1.488	0.007	1.484	1.493	30	
	(≥1 non- H <i>ortho</i> -subst.)	1.490	1.491	0.010	1.486	1.495	212	
<i>Car</i> - <i>Csp</i> ¹	<i>Car</i> -C≡C	1.434	1.436	0.006	1.430	1.437	37	
	<i>Car</i> -C≡N	1.443	1.444	0.008	1.436	1.448	31	
<i>Csp</i> ¹ - <i>Csp</i> ¹	C≡C-C=C	1.377	1.378	0.012	1.374	1.384	21	
<i>Csp</i> ² = <i>Csp</i> ²	C*-CH=CH ₂	1.299	1.300	0.027	1.280	1.311	42	
	(C*) ₂ -C=CH ₂	1.321	1.321	0.013	1.313	1.328	77	
	C*-CH=CH-C*							
	(<i>cis</i>)	1.317	1.318	0.013	1.310	1.323	106	
	(<i>trans</i>)	1.312	1.311	0.011	1.304	1.320	19	
	(overall)	1.316	1.317	0.015	1.309	1.323	127	
	(C*) ₂ -C=CH-C*	1.326	1.328	0.011	1.319	1.334	168	
	(C*) ₂ -C=C-(C*) ₂	1.331	1.330	0.009	1.326	1.334	89	
	(C*,H) ₂ -C=C-(C*,H) ₂ (overall)	1.322	1.323	0.014	1.315	1.331	493	5
	in cyclopropene (any subst.)	1.294	1.288	0.017	1.284	1.302	10	10
	in cyclobutene (any subst.)	1.335	1.335	0.019	1.324	1.347	25	8
	in cyclopentene (C,H-subst.)	1.323	1.324	0.013	1.314	1.331	104	
	in cyclohexene (C,H-subst.)	1.326	1.325	0.012	1.318	1.334	196	
	C=C=C (allenes, any subst.)	1.307	1.307	0.005	1.303	1.310	18	
	C=C-C=C (C,H subst., conjugated)	1.330	1.330	0.014	1.322	1.338	76	16
	C=C-C=C-C=C (C,H subst., conjugated)	1.345	1.345	0.012	1.337	1.350	58	16
	C=C- <i>Car</i> (C,H subst., conjugated)	1.339	1.340	0.011	1.334	1.346	124	16
	C=C in cyclopenta-1,3-diene (any subst.)	1.341	1.341	0.017	1.328	1.356	18	
	C=C in cyclohexa-1,3-diene (any subst.)	1.332	1.332	0.013	1.323	1.341	56	
	in C=C-C=O							
	(C,H subst., conjugated)	1.340	1.340	0.013	1.332	1.348	211	16,18
	(C,H subst., unconjugated)	1.331	1.330	0.008	1.326	1.339	14	17,18

Bond	Substructure	<i>d</i>	<i>m</i>	σ	q_1	q_u	<i>n</i>	Note
	(C,H subst., overall)	1.340	1.339	0.013	1.332	1.348	226	
	in cyclohexa-2,5-dien-1-ones	1.329	1.327	0.011	1.321	1.335	28	
	in <i>p</i> -benzoquinones							
	(C*,H subst.)	1.333	1.337	0.011	1.325	1.338	14	
	(any subst.)	1.349	1.339	0.030	1.330	1.364	86	
	in TCNQ							
	(endocyclic)	1.352	1.353	0.010	1.345	1.358	142	19
	(exocyclic)	1.392	1.391	0.017	1.379	1.405	139	19
	C=C-OH in enol tautomers	1.362	1.360	0.020	1.349	1.370	54	
	in heterocycles (any subst.):							
	1 <i>H</i> -pyrrole (C2-C3, C4-C5)	1.375	1.377	0.018	1.361	1.388	58	
	furan (C2-C3, C4-C5)	1.341	1.342	0.021	1.329	1.351	125	
	thiophene (C2-C3, C4-C5)	1.362	1.359	0.025	1.346	1.377	60	
	pyrazole (C4-C5)	1.369	1.372	0.019	1.362	1.383	20	
	imidazole (C4-C5)	1.360	1.361	0.014	1.352	1.367	44	
	isoxazole (C4-C5)	1.341	1.336	0.012	1.331	1.355	9	
	indole (C2-C3)	1.364	1.363	0.012	1.355	1.371	40	
<i>Car</i> \simeq <i>Car</i>	in phenyl rings with C*, H subst. only							
	H-C \simeq C-H	1.380	1.381	0.013	1.372	1.388	2191	
	C*-C \simeq C-H	1.387	1.388	0.010	1.382	1.393	891	
	C*-C \simeq C-C*	1.397	1.397	0.009	1.392	1.403	182	
	C \simeq C (overall)	1.384	1.384	0.013	1.375	1.391	3264	
	F-C \simeq C-F	1.372	1.374	0.011	1.366	1.380	84	4
	Cl-C \simeq C-Cl	1.388	1.389	0.014	1.380	1.398	152	4
	in naphthalene (D _{2h} , any subst.)							
	C1-C2	1.364	1.364	0.014	1.356	1.373	440	
	C2-C3	1.406	1.406	0.014	1.397	1.415	218	
	C1-C8a	1.420	1.419	0.012	1.412	1.426	440	
	C4a-C8a	1.422	1.424	0.011	1.417	1.429	109	
<i>Car</i> \simeq <i>Car</i>	in anthracene (D _{2h} , any subst.)							
	C1-C2	1.356	1.356	0.009	1.350	1.360	56	
	C2-C3	1.410	1.410	0.010	1.401	1.416	34	
	C1-C9a	1.430	1.430	0.006	1.426	1.434	56	
	C4a-C9a	1.435	1.436	0.007	1.429	1.440	34	
	C9-C9a	1.400	1.402	0.009	1.395	1.406	68	
	in pyridine (C,H subst.)	1.379	1.381	0.012	1.371	1.387	276	20
	(any subst.)	1.380	1.380	0.015	1.371	1.389	537	20
	in pyridinium cation							
	(N ⁺ -H; C,H subst. on C)							
	C2-C3	1.373	1.375	0.012	1.368	1.380	30	
	C3-C4	1.379	1.380	0.011	1.371	1.388	30	
	(N ⁺ -X; C,H subst. on C)							
	C2-C3	1.373	1.372	0.019	1.362	1.382	151	
	C3-C4	1.383	1.385	0.019	1.372	1.394	151	
	in pyrazine (H subst. on C)	1.379	1.377	0.010	1.370	1.388	10	
	(any subst. on C)	1.405	1.405	0.024	1.388	1.420	60	
	in pyrimidine (C,H subst. on C)	1.387	1.389	0.018	1.379	1.400	28	
<i>Csp</i> ¹ \equiv <i>Csp</i> ¹	X-C \equiv C-X	1.183	1.183	0.014	1.174	1.193	119	15
	C,H-C \equiv C-C,H	1.181	1.181	0.014	1.173	1.192	104	15
	in C \equiv C-C (<i>sp</i> ² , <i>ar</i>)	1.189	1.193	0.010	1.181	1.195	38	15
	in C \equiv C-C \equiv C	1.192	1.192	0.010	1.187	1.197	42	15
	in CH \equiv C-C#	1.174	1.174	0.011	1.167	1.180	42	15
<i>Csp</i> ³ -Cl	Omitting 1,2-dichlorides:							
	C-CH ₂ -Cl	1.790	1.790	0.007	1.783	1.795	13	4
	C ₂ -CH-Cl	1.803	1.802	0.003	1.800	1.807	8	4
	C ₃ -C-Cl	1.849	1.856	0.011	1.837	1.858	5	4
	X-CH ₂ -Cl (X = C,H,N,O)	1.790	1.791	0.011	1.783	1.797	37	4
	X ₂ -CH-Cl (X = C,H,N,O)	1.805	1.803	0.014	1.800	1.812	26	4
	X ₃ -C-Cl (X = C,H,N,O)	1.843	1.838	0.014	1.835	1.858	7	4
	X ₂ -C-Cl ₂ (X = C,H,N,O)	1.779	1.776	0.015	1.769	1.790	18	4
	X-C-Cl ₃ (X = C,H,N,O)	1.768	1.765	0.011	1.761	1.776	33	4

Bond	Substructure	<i>d</i>	<i>m</i>	σ	q_1	q_u	<i>n</i>	Note
	Cl-CH(-C)-CH(-C)-Cl	1.793	1.793	0.013	1.786	1.800	66	4
	Cl-C(-C ₂)-C(-C ₂)-Cl	1.762	1.760	0.010	1.757	1.765	54	4
	cyclopropyl-Cl	1.755	1.756	0.011	1.749	1.763	64	
<i>Csp</i> ² -Cl	C=C-Cl (C,H,N,O subst. on C)	1.734	1.729	0.019	1.719	1.748	63	4
	C=C-Cl ₂ (C,H,N,O subst. on C)	1.720	1.716	0.013	1.708	1.729	20	4
	Cl-C=C-Cl	1.713	1.711	0.011	1.705	1.720	80	4
<i>Car</i> -Cl	<i>Car</i> -Cl (mono-Cl + <i>m,p</i> -Cl ₂)	1.739	1.741	0.010	1.734	1.745	340	4
	<i>Car</i> -Cl (<i>o</i> -Cl ₂)	1.720	1.720	0.010	1.713	1.717	364	4
<i>Csp</i> ¹ Cl	see HCLENE10 (1.634, 1.646)							
<i>Csp</i> ³ -F	Omitting 1,2-difluorides							
	C-CH ₂ -F and C ₂ -CH-F	1.399	1.399	0.017	1.389	1.408	25	4
	C ₃ -C-F	1.428	1.431	0.009	1.421	1.435	11	4
	(C*,H) ₂ -C-F ₂	1.349	1.347	0.012	1.342	1.356	58	4
	C*-C-F ₃	1.336	1.334	0.007	1.330	1.344	12	4
	F-C*-C*-F	1.371	1.374	0.007	1.362	1.375	26	4
	X ₃ -C-F (X = C,H,N,O)	1.386	1.389	0.033	1.373	1.408	70	4
	X ₂ -C-F ₂ (X = C,H,N,O)	1.351	1.349	0.013	1.342	1.356	58	4
	X-C-F ₃ (X = C,H,N,O)	1.322	1.323	0.015	1.314	1.332	309	4
	F-C(-X) ₂ -C(-X) ₂ -F (X = C,H,N,O)	1.373	1.374	0.009	1.362	1.377	30	4
	F-C(-X) ₂ -NO ₂ (X = any subst.)	1.320	1.319	0.009	1.312	1.327	18	
<i>Csp</i> ² -F	C=C-F (C,H,N,O subst. on C)	1.340	1.340	0.013	1.334	1.346	34	4
<i>Car</i> -F	<i>Car</i> -F (mono-F + <i>m,p</i> -F ₂)	1.363	1.362	0.008	1.357	1.368	38	4
	<i>Car</i> -F (<i>o</i> -F ₂)	1.340	1.340	0.009	1.336	1.344	167	4
<i>Csp</i> ³ -H	C-C-H ₃ (methyl)	1.059	1.061	0.030	1.039	1.083	83	21
	C ₂ -C-H ₂ (primary)	1.092	1.095	0.013	1.088	1.099	100	21
	C ₃ -C-H (secondary)	1.099	1.097	0.004	1.095	1.103	14	21
	C _{2,3} -C-H (primary and secondary)	1.093	1.095	0.012	1.089	1.100	118	21
	X-C-H ₃ (methyl)	1.066	1.074	0.028	1.049	1.087	160	21
	X ₂ -C-H ₂ (primary)	1.092	1.095	0.012	1.088	1.099	230	21
	X ₃ -C-H (secondary)	1.099	1.099	0.007	1.095	1.103	117	21
	X _{2,3} -C-H (primary and secondary)	1.094	1.096	0.011	1.091	1.100	348	21
<i>Csp</i> ² -H	C=C=C-H	1.077	1.079	0.012	1.074	1.085	14	21
<i>Car</i> -H	<i>Car</i> -H	1.083	1.083	0.011	1.080	1.087	218	21
<i>Csp</i> ³ -I	C*-I	2.162	2.159	0.015	2.149	2.179	15	4
<i>Car</i> -I	<i>Car</i> -I	2.095	2.095	0.015	2.089	2.104	51	4
<i>Csp</i> ³ -N(4)	C*-NH ₃ ⁺	1.488	1.488	0.013	1.482	1.495	298	
	(C*) ₂ -NH ₂ ⁺	1.494	1.493	0.016	1.484	1.503	249	
	(C*) ₃ -NH ⁺	1.502	1.502	0.015	1.491	1.512	509	
	(C*) ₄ -N ⁺	1.510	1.509	0.020	1.496	1.523	319	
	C*-N ⁺ (overall)	1.499	1.498	0.018	1.488	1.510	1370	
<i>Csp</i> ³ -N(3)	C*-N ⁺ in N-subst. pyridinium	1.485	1.484	0.009	1.477	1.490	32	
	C*-NH ₂ (<i>Nsp</i> ³ : pyramidal)	1.469	1.470	0.010	1.462	1.474	19	22
	(C*) ₂ -NH (<i>Nsp</i> ³ : pyramidal)	1.469	1.467	0.012	1.461	1.477	152	5,22
	(C*) ₃ -N (<i>Nsp</i> ³ : pyramidal)	1.469	1.468	0.014	1.460	1.476	1042	5,22
	C*- <i>Nsp</i> ³ (overall)	1.469	1.468	0.014	1.460	1.476	1201	
	<i>Csp</i> ³ - <i>Nsp</i> ³							
	in aziridine	1.472	1.471	0.016	1.464	1.482	134	
	in azetidine	1.484	1.481	0.018	1.472	1.495	21	
	in tetrahydropyrrole	1.475	1.473	0.016	1.464	1.483	66	
	in piperidine	1.473	1.473	0.013	1.460	1.479	240	
	<i>Csp</i> ³ - <i>Nsp</i> ² (N planar) in:							23
	acyclic amides C*-NH-C=O	1.454	1.451	0.011	1.446	1.461	78	14
	β-lactams C*-N(-X)-C=O (endo)	1.464	1.465	0.012	1.458	1.475	23	13
	γ-lactams							
	C*-NH-C=O (endo)	1.457	1.458	0.011	1.449	1.465	20	13
	C*-N(-C*)-C=O (endo)	1.462	1.461	0.010	1.453	1.466	15	13
	C*-N(-C*)-C=O (exo)	1.458	1.456	0.014	1.448	1.465	15	13
	δ-lactams							
	C*-NH-C=O (endo)	1.478	1.472	0.016	1.467	1.491	6	14
	C*-N(-C*)-C=O (endo)	1.479	1.476	0.007	1.475	1.482	15	14
	C*-N(-C*)-C=O (exo)	1.468	1.471	0.009	1.462	1.477	15	14

Bond	Substructure	<i>d</i>	<i>m</i>	σ	<i>q</i> ₁	<i>q</i> _u	<i>n</i>	Note
	nitro compounds (1,2-dinitro omitted):							
	C-CH ₂ -NO ₂	1.485	1.483	0.020	1.478	1.502	8	
	C ₂ -CH-NO ₂	1.509	1.509	0.011	1.502	1.511	12	
	C ₃ -C-NO ₂	1.533	1.533	0.013	1.530	1.539	17	
	C ₂ -C-(NO ₂) ₂	1.537	1.536	0.016	1.525	1.550	19	
	1,2-dinitro: NO ₂ -C*-C*-NO ₂	1.552	1.550	0.023	1.536	1.572	32	
Csp ³ -N(2)	C#-N=N	1.493	1.493	0.020	1.477	1.506	54	
	C*-N=C-Car	1.465	1.468	0.011	1.461	1.472	75	
Csp ² -N(3)	C=C-NH ₂ Nsp ² planar	1.336	1.344	0.017	1.317	1.348	10	23
	C=C-NH-C# Nsp ² planar	1.339	1.340	0.016	1.327	1.351	17	23
	C=C-N-(C#) ₂							
	Nsp ² planar	1.355	1.358	0.014	1.341	1.363	22	23
	Nsp ³ pyramidal	1.416	1.418	0.018	1.397	1.432	18	22
	Csp ² -Nsp ² (N planar) in:							23
	acyclic amides							
	NH ₂ -C=O	1.325	1.323	0.009	1.318	1.331	32	14
	C*-NH-C=O	1.334	1.333	0.011	1.326	1.343	78	14
	(C*) ₂ -N-C=O	1.346	1.342	0.011	1.339	1.356	5	14
	β-lactams C*-NH-C=O	1.385	1.388	0.019	1.374	1.396	23	13
	γ-lactams							
	C*-NH-C=O	1.331	1.331	0.011	1.326	1.337	20	13
	C*-N(-C*)-C=O	1.347	1.344	0.014	1.335	1.359	15	13
	δ-lactams							
	C*-NH-C=O	1.334	1.334	0.006	1.330	1.339	6	14
	(C*)-N(-C*)-C=O	1.352	1.353	0.010	1.344	1.356	15	14
	peptides C#-N(-X)-C(-C#)(=O)	1.333	1.334	0.013	1.326	1.340	380	24
	ureas							
	(NH ₂) ₂ -C=O	1.334	1.334	0.008	1.329	1.339	48	25,26
	(C#-NH) ₂ -C=O	1.347	1.345	0.010	1.341	1.354	26	25
	[(C#) _n -N] ₂ -C=O	1.363	1.359	0.014	1.354	1.370	40	25,27
	thioureas	1.346	1.343	0.023	1.328	1.361	192	
	(X ₂ N) ₂ -C=S							
	imides							
	[C#-C(=O)] ₂ -NH	1.376	1.377	0.012	1.369	1.383	64	
	[C#-C(=O)] ₂ -N-C#	1.389	1.383	0.017	1.376	1.404	38	
	[Csp ² -C(=O)] ₂ -N-C#	1.396	1.396	0.010	1.389	1.403	46	
	[Csp ² -C(=O)] ₂ -N-Csp ²	1.409	1.406	0.020	1.391	1.419	28	
	guanidinium [C-(NH ₂) ₃] ⁺ (unsubst.)	1.321	1.320	0.008	1.314	1.327	39	
	(any subst.)	1.328	1.325	0.015	1.317	1.333	140	
	in heterocyclic systems (any subst.)							
	1H-pyrrole (N1-C2, N1-C5)	1.372	1.374	0.016	1.363	1.384	58	
	indole (N1-C2)	1.370	1.370	0.012	1.364	1.377	40	
	pyrazole (N1-C5)	1.357	1.359	0.012	1.347	1.365	20	
	imidazole (N1-C2)	1.349	1.349	0.018	1.338	1.358	44	
	imidazole (N1-C5)	1.370	1.370	0.010	1.365	1.377	44	
Csp ² -N(2)	in imidazole (N3-C4)	1.376	1.377	0.011	1.369	1.384	44	
Car-N(4)	Car-N ⁺ -(C,H) ₃	1.465	1.466	0.007	1.461	1.470	23	
Car-N(3)	Car-NH ₂							
	(Nsp ² : planar)	1.355	1.360	0.020	1.340	1.372	33	23
	(Nsp ³ : pyramidal)	1.394	1.396	0.011	1.385	1.403	25	22
	(overall)	1.375	1.377	0.025	1.363	1.394	98	28
Car-N(3)	Car-NH-C#							
	(Nsp ² : planar)	1.353	1.353	0.007	1.347	1.359	16	23
	(Nsp ³ : pyramidal)	1.419	1.423	0.017	1.412	1.432	8	22
	(overall)	1.380	1.364	0.032	1.353	1.412	31	28
	Car-N-(C#) ₂							
	(Nsp ² : planar)	1.371	1.370	0.016	1.363	1.382	41	23
	(Nsp ³ : pyramidal)	1.426	1.425	0.011	1.421	1.431	22	22
	(overall)	1.390	1.385	0.030	1.366	1.420	69	28
	in indole (N1-C7a)	1.372	1.372	0.007	1.367	1.376	40	
	Car-NO ₂	1.468	1.469	0.014	1.460	1.476	556	

Bond	Substructure	<i>d</i>	<i>m</i>	σ	q_1	q_u	<i>n</i>	Note
<i>Car</i> -N(2)	<i>Car</i> -N=N	1.431	1.435	0.020	1.422	1.442	26	
<i>Csp</i> ² =N(3)	in furoxan (⁺ N ₂ =C ₃)	1.316	1.316	0.009	1.311	1.324	14	
<i>Csp</i> ² =N(2)	<i>Car</i> -C=N-C#	1.279	1.279	0.008	1.275	1.285	75	
	(C,H) ₂ -C=N-OH in oximes	1.281	1.280	0.013	1.273	1.288	67	
	S-C=N-X	1.302	1.302	0.021	1.285	1.319	36	
	in pyrazole (N ₂ =C ₃)	1.329	1.331	0.014	1.315	1.339	20	
	in imidazole (C ₂ =N ₃)	1.313	1.314	0.011	1.307	1.319	44	
	in isoxazole (N ₂ =C ₃)	1.314	1.315	0.009	1.305	1.320	9	
	in furazan (N ₂ =C ₃ , C ₄ =N ₅)	1.298	1.299	0.006	1.294	1.303	12	
	in furoxan (C ₄ =N ₅)	1.304	1.306	0.008	1.300	1.308	14	
<i>Car</i> ≈ N(3)	C ≈ N ⁺ -H (pyrimidinium)	1.335	1.334	0.015	1.325	1.342	30	
	C ≈ N ⁺ -C* (pyrimidinium)	1.346	1.346	0.010	1.340	1.352	64	
	C ≈ N ⁺ -O ⁻ (pyrimidinium)	1.362	1.359	0.013	1.353	1.369	56	
<i>Car</i> ≈ N(2)	C ≈ N (pyridine)	1.337	1.338	0.012	1.330	1.344	269	
	C ≈ N (pyrazine)	1.336	1.335	0.022	1.319	1.347	120	
	C ≈ N ≈ C (pyrimidine)	1.339	1.338	0.015	1.333	1.342	28	
	N ≈ C ≈ N (pyrimidine)	1.333	1.335	0.013	1.326	1.337	28	
	C ≈ N (pyrimidine) (overall)	1.336	1.337	0.014	1.331	1.339	56	
	in any 6-membered N-containing aromatic ring:							
	H-C ≈ N ≈ C-H	1.334	1.334	0.014	1.327	1.341	146	
	H-C ≈ N ≈ C-C*	1.339	1.341	0.013	1.336	1.345	38	
	C*-C ≈ N ≈ C-C*	1.345	1.345	0.008	1.342	1.348	24	
	C ≈ N ≈ C (overall)	1.336	1.337	0.014	1.329	1.344	204	
<i>Csp</i> ¹ ≡N(2)	X-S-N≡C ⁻ (isothiocyanide)	1.144	1.147	0.006	1.140	1.148	6	
<i>Csp</i> ¹ ≡N(1)	C*-C≡N	1.136	1.137	0.010	1.131	1.142	140	
	C=C-C≡N in TCNQ	1.144	1.144	0.008	1.139	1.149	284	19
	<i>Car</i> -C≡N	1.138	1.138	0.007	1.133	1.143	31	
	X-C≡N	1.144	1.141	0.012	1.138	1.151	10	
	(S-C≡N) ⁻	1.155	1.156	0.012	1.147	1.165	14	
<i>Csp</i> ³ -O(2)	in alcohols							
	CH ₃ -OH	1.413	1.414	0.018	1.395	1.425	17	
	C-CH ₂ -OH	1.426	1.426	0.011	1.420	1.431	75	
	C ₂ -CH-OH	1.432	1.431	0.011	1.425	1.439	266	
	C ₃ -C-OH	1.440	1.440	0.012	1.432	1.449	106	
	C*-OH (overall)	1.432	1.431	0.013	1.424	1.441	464	
	in dialkyl ethers							29
	CH ₃ -O-C*	1.416	1.418	0.016	1.405	1.426	110	
	C-CH ₂ -O-C*	1.426	1.424	0.011	1.418	1.435	34	
	C ₂ -CH-O-C*	1.429	1.430	0.010	1.420	1.437	53	
	C ₃ -C-O-C*	1.452	1.450	0.011	1.445	1.458	39	
	C*-O-C* (overall)	1.426	1.425	0.019	1.414	1.437	236	5
	in aryl alkyl ethers							29
	CH ₃ -O- <i>Car</i>	1.424	1.424	0.012	1.417	1.431	616	
	C-CH ₂ -O- <i>Car</i>	1.431	1.430	0.013	1.422	1.438	188	
	C ₂ -CH-O- <i>Car</i>	1.447	1.446	0.020	1.435	1.466	58	
	C ₃ -C-O- <i>Car</i>	1.470	1.469	0.018	1.456	1.483	55	
	C*-O- <i>Car</i> (overall)	1.429	1.427	0.018	1.419	1.436	917	
	in alkyl esters of carboxylic acids							12,29
	CH ₃ -O-C(=O)-C*	1.448	1.449	0.010	1.442	1.455	200	
	C-CH ₂ -O-C(=O)-C*	1.452	1.453	0.009	1.445	1.458	32	
	C ₂ -CH-O-C(=O)-C*	1.460	1.460	0.010	1.454	1.465	78	
	C ₃ -C-O-C(=O)-C*	1.477	1.475	0.008	1.472	1.484	6	
	C*-O-C(=O)-C* (overall)	1.450	1.451	0.014	1.442	1.459	314	
	in alkyl esters of α,β-unsaturated acids:							
	C*-O-C(=O)-C=C (overall)	1.453	1.452	0.013	1.444	1.459	112	
	in alkyl esters of benzoic acid							
	C*-O-C(=O)-C(phenyl) (overall)	1.454	1.454	0.012	1.446	1.463	219	
	in ring systems							
	oxirane (epoxides) (any subst.)	1.446	1.446	0.014	1.438	1.456	498	9
	oxetane (any subst.)	1.463	1.460	0.015	1.451	1.474	16	
	tetrahydrofuran (C,H subst.)	1.442	1.441	0.017	1.430	1.451	154	

Bond	Substructure	<i>d</i>	<i>m</i>	σ	<i>q</i> ₁	<i>q</i> ₀	<i>n</i>	Note
<i>Csp</i> ³ -O(2)	tetrahydropyran (C,H subst.)	1.441	1.442	0.015	1.431	1.451	22	
	β-lactones: C*-O-C(=O)	1.492	1.494	0.010	1.481	1.501	4	16
	γ-lactones: C*-O-C(=O)	1.464	1.464	0.012	1.455	1.473	110	12
	δ-lactones: C*-O-C(=O)	1.461	1.464	0.017	1.452	1.473	27	12
	O-C-O system in <i>gem</i> -diols, and pyranose and furanose sugars:							30,31
	HO-C*-OH	1.397	1.401	0.012	1.388	1.405	18	
	C ₅ -O ₅ -C ₁ -O ₁ H in pyranoses							
	O ₁ axial (α):							
	C ₅ -O ₅	1.439	1.440	0.008	1.432	1.445	29	
	O ₅ -C ₁	1.427	1.426	0.012	1.421	1.432	29	
	C ₁ -O ₁	1.403	1.400	0.012	1.391	1.412	29	
	O ₁ equatorial (β):							
	C ₅ -O ₅	1.435	1.436	0.008	1.429	1.440	17	
	O ₅ -C ₁	1.430	1.431	0.010	1.424	1.436	17	
	C ₁ -O ₁	1.393	1.393	0.007	1.386	1.399	17	
	α + β (overall):							
	C ₅ -O ₅	1.439	1.440	0.008	1.432	1.446	60	
	O ₅ -C ₁	1.430	1.429	0.012	1.421	1.436	60	
	C ₁ -O ₁	1.401	1.399	0.011	1.392	1.407	60	
C ₄ -O ₄ -C ₁ -O ₁ H in furanoses (overall values)								
C ₄ -O ₄	1.442	1.446	0.012	1.436	1.449	18		
O ₄ -C ₁	1.432	1.432	0.012	1.421	1.443	18		
C ₁ -O ₁	1.404	1.405	0.013	1.397	1.409	18		
C ₅ -O ₅ -C ₁ -O ₁ -C* in pyranoses								
O ₁ axial (α):								
C ₅ -O ₅	1.439	1.438	0.010	1.433	1.446	67		
O ₅ -C ₁	1.417	1.417	0.009	1.410	1.424	67		
C ₁ -O ₁	1.409	1.409	0.014	1.401	1.417	67		
O ₁ -C*	1.435	1.435	0.013	1.427	1.443	67		
O ₁ equatorial (β):								
C ₅ -O ₅	1.434	1.435	0.006	1.429	1.439	39		
O ₅ -C ₁	1.424	1.424	0.008	1.418	1.431	39		
C ₁ -O ₁	1.390	1.390	0.011	1.381	1.400	39		
O ₁ -C*	1.437	1.438	0.013	1.428	1.445	39		
α + β (overall):								
C ₅ -O ₅	1.436	1.436	0.009	1.431	1.442	126		
O ₅ -C ₁	1.419	1.419	0.011	1.412	1.426	126		
C ₁ -O ₁	1.402	1.403	0.016	1.391	1.413	126		
O ₁ -C*	1.436	1.436	0.013	1.428	1.445	126		
C ₄ -O ₄ -C ₁ -O ₁ -C* in furanoses (overall values)								
C ₄ -O ₄	1.443	1.445	0.013	1.429	1.453	23		
O ₄ -C ₁	1.421	1.418	0.012	1.413	1.431	23		
C ₁ -O ₁	1.410	1.409	0.014	1.401	1.420	23		
O ₁ -C*	1.439	1.437	0.014	1.429	1.449	23		
Miscellaneous:								
C#-O-SiX ₃	1.416	1.416	0.017	1.405	1.428	29		
C*-O-SO ₂ -C	1.465	1.461	0.014	1.454	1.475	33		
<i>Csp</i> ² -O(2)	in enols: C=C-OH	1.333	1.331	0.017	1.324	1.342	53	
	in enol esters: C=C-O-C*	1.354	1.353	0.016	1.341	1.363	40	
	in acids:							
	C*-C(=O)-OH	1.308	1.311	0.019	1.298	1.320	174	
	C=C-C(=O)-OH	1.293	1.295	0.019	1.279	1.307	22	
	<i>Car</i> -C(=O)-OH	1.305	1.311	0.020	1.291	1.317	75	
	in esters:							
	C*-C(=O)-O-C*	1.336	1.337	0.014	1.328	1.346	551	12,29
	C=C-C(=O)-O-C*	1.332	1.331	0.011	1.324	1.339	112	
	<i>Car</i> -C(=O)-O-C*	1.337	1.335	0.013	1.329	1.344	219	12
	C*-C(=O)-O-C=C	1.362	1.359	0.018	1.351	1.374	26	
	C*-C(=O)-O-C=C	1.407	1.405	0.017	1.394	1.420	26	

Bond	Substructure	<i>d</i>	<i>m</i>	σ	q_1	q_u	<i>n</i>	Note
	$C^*-C(=O)-O-Car$	1.360	1.359	0.011	1.355	1.367	40	12
	in anhydrides: $O=C-O-C=O$	1.386	1.386	0.011	1.379	1.393	70	
	in ring systems:							
	furan (O1-C2, O1-C5)	1.368	1.369	0.015	1.359	1.377	125	
	isoxazole (O1-C5)	1.354	1.354	0.010	1.345	1.360	9	
	β -lactones: $C^*-C(=O)-O-C^*$	1.359	1.359	0.013	1.348	1.371	4	13
	γ -lactones: $C^*-C(=O)-O-C^*$	1.350	1.349	0.012	1.342	1.359	110	12
	δ -lactones: $C^*-C(=O)-O-C^*$	1.339	1.339	0.016	1.332	1.347	27	12
<i>Car-O</i> (2)	in phenols: $Car-OH$	1.362	1.364	0.015	1.353	1.373	551	
	in aryl alkyl ethers: $Car-O-C^*$	1.370	1.370	0.011	1.363	1.377	920	29,32
<i>Car-O</i> (2)	in diaryl ethers: $Car-O-Car$	1.384	1.381	0.014	1.375	1.391	132	
	in esters: $Car-O-C(=O)-C^*$	1.401	1.401	0.010	1.394	1.408	40	12
<i>Csp²=O</i> (1)	in aldehydes and ketones:							
	$C^*-CH=O$	1.192	1.192	0.005	1.188	1.197	7	
	$(C^*)_2-C=O$	1.210	1.210	0.008	1.206	1.215	474	5
	$(C\#)_2-C=O$							
	in cyclobutanones	1.198	1.198	0.007	1.194	1.204	12	
	in cyclopentanones	1.208	1.208	0.007	1.203	1.212	155	
	in cyclohexanones	1.211	1.211	0.009	1.207	1.216	312	
	$C=C-C=O$	1.222	1.222	0.010	1.216	1.229	225	
	$(C=C)_2-C=O$	1.233	1.229	0.010	1.226	1.242	28	
	$Car-C=O$	1.221	1.218	0.014	1.212	1.229	85	
	$(Car)_2-C=O$	1.230	1.226	0.015	1.220	1.238	66	
	$C=O$ in benzoquinones	1.222	1.220	0.013	1.211	1.231	86	
	delocalized double bonds in carboxylate anions:							
	$H-C \simeq O_2^-$ (formate)	1.242	1.243	0.012	1.234	1.252	24	
	$C^*-C \simeq O_2^-$	1.254	1.253	0.010	1.247	1.261	114	
	$C=C-C \simeq O_2^-$	1.250	1.248	0.017	1.238	1.261	52	
	$Car-C \simeq O_2^-$	1.255	1.253	0.010	1.249	1.262	22	
	$HOOC-C \simeq O_2^-$ (hydrogen oxalate)	1.243	1.247	0.015	1.232	1.256	26	
	$-O_2 \simeq C-C \simeq O_2^-$ (oxalate)	1.251	1.251	0.007	1.248	1.254	18	
	in carboxylic acids ($X-COOH$)							
	$C^*-C(=O)-OH$	1.214	1.214	0.019	1.203	1.224	175	
	$C=C-C(=O)-OH$	1.229	1.226	0.017	1.218	1.237	22	
	$Car-C(=O)-OH$	1.226	1.223	0.020	1.211	1.241	75	
	in esters:							
	$C^*-C(=O)-O-C^*$	1.196	1.196	0.010	1.190	1.202	551	12
	$C=C-C(=O)-O-C^*$	1.199	1.198	0.009	1.193	1.203	113	
	$Car-C(=O)-O-C^*$	1.202	1.201	0.009	1.196	1.207	218	12
	$C^*-C(=O)-O-C=C$	1.190	1.190	0.014	1.184	1.198	26	
	$C^*-C(=O)-O-Car$	1.187	1.188	0.011	1.181	1.195	40	12
	in anhydrides: $O=C-O-C=O$	1.187	1.187	0.010	1.184	1.193	70	
	in β -lactones: $C^*-C(=O)-O-C^*$	1.193	1.193	0.006	1.187	1.198	4	13
	γ -lactones: $C^*-C(=O)-O-C^*$	1.201	1.202	0.009	1.196	1.206	109	12
	δ -lactones: $C^*-C(=O)-O-C^*$	1.205	1.207	0.008	1.201	1.209	27	12
	in amides:							
	$NH_2-C(-C^*)=O$	1.234	1.233	0.012	1.225	1.243	32	14
	$(C^*)(C^*,H-)N-C(-C^*)=O$	1.231	1.231	0.012	1.224	1.238	378	14
	β -lactams: $C^*-NH-C=O$	1.198	1.200	0.012	1.193	1.204	23	13
	γ -lactams:							
	$C^*-NH-C=O$	1.235	1.235	0.008	1.232	1.240	20	13
	$C^*-N(-C^*)-C=O$	1.225	1.226	0.011	1.217	1.233	15	13
	δ -lactams:							
	$C^*-NH-C=O$	1.240	1.241	0.003	1.237	1.243	6	14
	$C^*-N(-C^*)-C=O$	1.233	1.233	0.007	1.229	1.239	15	14
	in ureas:							
	$(NH)_2-C=O$	1.256	1.256	0.007	1.249	1.261	24	25,26
	$(C\#-NH)_2-C=O$	1.241	1.237	0.011	1.235	1.245	13	25
	$[(C\#)_n-N]_2-C=O$	1.230	1.230	0.007	1.224	1.234	20	25,27
<i>Csp³-P</i> (4)	$C_3-P^+-C^*$	1.800	1.802	0.015	1.790	1.812	35	33
	$C_2-P(=O)-CH_3$	1.791	1.790	0.006	1.786	1.795	10	

Bond	Substructure	<i>d</i>	<i>m</i>	σ	q_1	q_u	<i>n</i>	Note
	$C_2-P(=O)-CH_2-C$	1.806	1.806	0.009	1.801	1.813	45	
	$C_2-P(=O)-CH-C_2$	1.821	1.821	0.009	1.815	1.828	15	
	$C_2-P(=O)-C-C_3$	1.841	1.842	0.008	1.835	1.847	14	
	$C_2-P(=O)-C^*$ (overall)	1.813	1.811	0.017	1.800	1.822	84	
<i>Csp</i> ³ -P(3)	C_2-P-C^*	1.855	1.857	0.019	1.840	1.870	23	
<i>Car</i> -P(4)	C_3-P^+-Car	1.793	1.792	0.011	1.786	1.800	276	
	$C_2-P(=O)-Car$	1.801	1.802	0.011	1.796	1.807	98	
	$Ph_3-P=N^+=P-Ph_3$	1.795	1.795	0.008	1.789	1.800	197	
<i>Car</i> -P(3)	$C_2-P-Car$	1.836	1.837	0.010	1.830	1.844	102	
	($N\approx$) ₂ P-Car (P \approx N aromatic)	1.795	1.793	0.011	1.788	1.803	43	
<i>Csp</i> ³ -S(4)	C^*-SO_2-C ($C^* = CH_3$ excluded)	1.786	1.782	0.018	1.774	1.797	75	
	C^*-SO_2-C (overall)	1.779	1.778	0.020	1.764	1.790	94	
	C^*-SO_2-O-X	1.745	1.744	0.009	1.738	1.754	7	34
	$C^*-SO_2-N-X_2$	1.758	1.756	0.018	1.746	1.773	17	34
<i>Csp</i> ³ -S(3)	$C^*-S(=O)-C$ ($C^* = CH_3$ excluded)	1.818	1.814	0.024	1.802	1.829	69	
	$C^*-S(=O)-C$ (overall)	1.809	1.806	0.025	1.793	1.820	88	
	$CH_3-S^+-X_2$	1.786	1.787	0.007	1.779	1.792	21	
	$C^*-S^+-X_2$ ($C^* = CH_3$ excluded)	1.823	1.820	0.016	1.812	1.834	18	
	$C^*-S^+-X_2$ (overall)	1.804	1.794	0.025	1.788	1.820	41	
<i>Csp</i> ³ -S(2)	C^*-SH	1.808	1.805	0.010	1.800	1.819	6	
	CH_3-S-C^*	1.789	1.787	0.008	1.784	1.794	9	
<i>Csp</i> ³ -S(2)	$C-CH_2-S-C^*$	1.817	1.816	0.013	1.808	1.824	92	
	$C_2-CH-S-C^*$	1.819	1.819	0.011	1.811	1.825	32	
	$C_3-C-S-C^*$	1.856	1.860	0.011	1.854	1.863	26	
	C^*-S-C^* (overall)	1.819	1.817	0.019	1.809	1.827	242	
	in thiirane	1.834	1.835	0.025	1.810	1.858	4	9
	in thiirane: see ZCMXSP (1.817, 1.844)							
	in tetrahydrothiophene	1.827	1.826	0.018	1.811	1.837	20	
	in tetrahydrothiopyran	1.823	1.821	0.014	1.812	1.832	24	
	$C-CH_2-S-S-X$	1.823	1.820	0.014	1.813	1.832	41	
	$C_3-C-S-S-X$	1.863	1.865	0.015	1.848	1.878	11	
	$C^*-S-S-X$ (overall)	1.833	1.828	0.022	1.818	1.848	59	
<i>Csp</i> ² -S(2)	$C=C-S-C^*$	1.751	1.755	0.017	1.740	1.764	61	
	$C=C-S-C=C$ (in tetrathiafulvalene)	1.741	1.741	0.011	1.733	1.750	88	
	$C=C-S-C=C$ (in thiophene)	1.712	1.712	0.013	1.703	1.722	60	
	$O=C-S-C\#$	1.762	1.759	0.018	1.747	1.778	20	
<i>Car</i> -S(4)	$Car-SO_2-C$	1.763	1.764	0.009	1.756	1.769	96	
	$Car-SO_2-O-X$	1.752	1.750	0.008	1.749	1.756	27	
	$Car-SO_2-N-X_2$	1.758	1.759	0.013	1.749	1.765	106	35
<i>Car</i> -S(3)	$Car-S(=O)-C$	1.790	1.790	0.010	1.783	1.798	41	
	$Car-S^+-X_2$	1.778	1.779	0.010	1.771	1.787	10	
<i>Car</i> -S(2)	$Car-S-C^*$	1.773	1.774	0.009	1.765	1.779	44	
	$Car-S-Car$	1.768	1.767	0.010	1.762	1.774	158	
	$Car-S-Car$ (in phenothiazine)	1.764	1.764	0.008	1.760	1.769	48	
	$Car-S-S-X$	1.777	1.777	0.012	1.767	1.785	47	
<i>Csp</i> ¹ -S(2)	$N\equiv C-S-X$	1.679	1.683	0.026	1.645	1.698	10	
<i>Csp</i> ¹ -S(1)	($N\equiv C-S$) ⁻	1.630	1.630	0.014	1.619	1.641	14	
<i>Csp</i> ² -S(1)	(C^*) ₂ -C=S: see IPMUDS (1.599)							
	(Car) ₂ -C=S: see CELDOM (1.611)							
	(X) ₂ -C=S ($X = C, N, O, S$)	1.671	1.675	0.024	1.656	1.689	245	
	$X_2N-C(=S)-S-X$	1.660	1.660	0.016	1.648	1.674	38	
	(X_2N) ₂ -C=S (thioureas)	1.681	1.684	0.020	1.669	1.693	96	
	$N-C(\approx S)_2$	1.720	1.721	0.012	1.709	1.731	20	
<i>Csp</i> ³ -Se	$C\#-Se$	1.970	1.967	0.032	1.948	1.998	21	
<i>Csp</i> ² -Se(2)	$C=C-Se-C=C$ (in tetraselenafulvalene)	1.893	1.895	0.013	1.882	1.902	32	
<i>Car</i> -Se(3)	Ph_3-Se^+	1.930	1.929	0.006	1.924	1.936	13	
<i>Csp</i> ³ -Si(5)	$C\#-Si-X_4$	1.874	1.876	0.015	1.859	1.884	9	
<i>Csp</i> ³ -Si(4)	CH_3-Si-X_3	1.857	1.857	0.018	1.848	1.869	552	
	C^*-Si-X_3 ($C^* = CH_3$ excluded)	1.888	1.887	0.023	1.872	1.905	124	
	C^*-Si-X_3 (overall)	1.863	1.861	0.024	1.850	1.875	681	
<i>Car</i> -Si(4)	$Car-Si-X_3$	1.868	1.868	0.014	1.857	1.878	178	

Bond	Substructure	<i>d</i>	<i>m</i>	σ	q_1	q_u	<i>n</i>	Note
Csp ¹ -Si(4)	C≡C-Si-X ₃	1.837	1.840	0.012	1.824	1.849	8	
Csp ³ -Te	C#-Te	2.158	2.159	0.030	2.128	2.177	13	
Car-Te	Car-Te	2.116	2.115	0.020	2.104	2.130	72	
Csp ² =Te	see CEDCUJ (2.044)							
Cl-Cl	see PHASCL (2.306, 2.227)							
Cl-I	see CMBIDZ (2.563), HXPASC (2.541, 2.513), METAMM (2.552), BQUINI (2.416, 2.718)							
Cl-N	see BECTAE (1.743-1.757), BOGPOC (1.705)							
Cl-O(1)	in ClO ₄ ⁻	1.414	1.419	0.026	1.403	1.431	252	
Cl-P	(N≈) ₂ P-Cl (N ≈ P aromatic)	1.997	1.994	0.015	1.989	2.004	46	
	Cl-P (overall)	2.008	2.001	0.035	1.986	2.028	111	
Cl-S	Cl-S (overall)	2.072	2.079	0.023	2.047	2.091	6	
	see also longer bonds in CILSAR (2.283), BIHXIZ (2.357), CANLUY (2.749)							
Cl-Se	see BIRGUE10, BIRHAL10, CTCNSE (2.234-2.851)							
Cl-Si(4)	Cl-Si-X ₃ (monochloro)	2.072	2.075	0.009	2.066	2.078	5	
	Cl ₂ -Si-X ₂ and Cl ₃ -Si-X	2.020	2.012	0.015	2.007	2.036	5	
Cl-Te	Cl-Te in range 2.34-2.60	2.520	2.515	0.034	2.493	2.537	22	36
	see also longer bonds in BARRIV, BOJPUL, CETUTE, EPHTEA, OPNTEC10 (2.73-2.94)							
F-N(3)	F-N-C ₂ and F ₂ -N-C	1.406	1.404	0.016	1.395	1.416	9	
F-P(6)	in hexafluorophosphate, PF ₆ ⁻	1.579	1.587	0.025	1.563	1.598	72	
F-P(3)	(N≈) ₂ P-F (N ≈ P aromatic)	1.495	1.497	0.016	1.481	1.510	10	
F-S	43 observations in range 1.409-1.770 in a wide variety of environments; F-S(6) in F ₂ -SO ₂ -C ₂ (see FPSULF10, BETJOZ)	1.640	1.646	0.011	1.626	1.649	6	
	F-S(4) in F ₂ -S(=O)-N (see BUDTEZ)	1.527	1.528	0.004	1.524	1.530	24	37
F-Si(6)	in SiF ₆ ²⁻	1.694	1.701	0.013	1.677	1.703	6	
F-Si(5)	F-Si-X ₄	1.636	1.639	0.035	1.602	1.657	10	
F-Si(4)	F-Si-X ₃	1.588	1.587	0.014	1.581	1.599	24	
F-Te	see CUCPLZ (F-Te(6) = 1.942, 1.937), FPHTEL(F- Te(4) = 2.006)							
H-N(4)	X ₃ -N ⁺ -H	1.033	1.036	0.022	1.026	1.045	87	21
H-N(3)	X ₃ -N-H	1.009	1.010	0.019	0.997	1.023	95	21
H-O(2)	in alcohols C [*] -O-H	0.967	0.969	0.010	0.959	0.974	63	21
	C#-O-H	0.967	0.970	0.010	0.959	0.974	73	21
	in acids O=C-O-H	1.015	1.017	0.017	1.001	1.031	16	21,38
I-I	in I ₃ ⁻	2.917	2.918	0.011	2.907	2.927	6	
I-N	see BZPRIB, CMBIDZ, HMTITI, HMTNTI, IFORAM, IODMAM (2.042-2.475)							
I-O	X-I-O (see BZPRIB, CAJMAB, IBZDAC11) for IO ₆ ⁻ see BOVMEE (1.829-1.912)	2.144	2.144	0.028	2.127	2.164	6	
I-P(3)	see CEHKAB (2.490-2.493)							†
I-S	see DTHIBR10 (2.687), ISUREA10 (2.629), BZTPPI (3.251)							
I-Te(4)	I-Te-X ₃	2.926	2.928	0.026	2.902	2.944	8	
N(4)-N(3)	X ₃ -N ⁺ -N ⁰ -X ₂ (N ⁰ planar)	1.414	1.414	0.005	1.412	1.418	13	
N(3)-N(3)	(C)(C,H)-N _a -N _b (C)(C,H)							5,39
	N _a , N _b pyramidal	1.454	1.452	0.021	1.444	1.457	44	40
	N _a pyramidal, N _b planar	1.420	1.420	0.015	1.407	1.433	68	40
	N _a , N _b planar	1.401	1.401	0.018	1.384	1.418	40	40
	overall	1.425	1.425	0.027	1.407	1.443	139	
N(3)-N(2)	in pyrazole (N1-N2)	1.366	1.366	0.019	1.350	1.375	20	
	in pyridazinium (N1 ⁺ ≈N2)	1.350	1.349	0.010	1.345	1.361	7	
N(2) ≈ N(2)	N ≈ N (aromatic) in pyridazine							
	with C,H as <i>ortho</i> substituents	1.304	1.300	0.019	1.287	1.326	6	
	with N,Cl as <i>ortho</i> substituents	1.368	1.373	0.011	1.362	1.375	9	

Bond	Substructure	<i>d</i>	<i>m</i>	σ	q_1	q_u	<i>n</i>	Note	
N(2)=N(2)	C#-N=N-C#								
	<i>cis</i>	1.245	1.244	0.009	1.239	1.252	21		
	<i>trans</i>	1.222	1.222	0.006	1.218	1.227	6		
	(overall)	1.240	1.241	0.012	1.230	1.251	27		
	Car-N=N-Car	1.255	1.253	0.016	1.247	1.262	13		
N(2)=N(1)	X-N=N=N (azides)	1.216	1.226	0.028	1.202	1.237	19		
	X-N=N=N (azides)	1.124	1.128	0.015	1.114	1.137	19		
N(3)-O(2)	(C,H) ₂ -N-OH (Nsp ² : planar)	1.396	1.394	0.012	1.390	1.401	28		
	C ₂ -N-O-C								
	(Nsp ³ : pyramidal)	1.463	1.465	0.012	1.457	1.468	22		
	(Nsp ² : planar)	1.397	1.394	0.011	1.388	1.409	12		
N(3)-O(1)	in furoxan (N2-O1)	1.438	1.436	0.009	1.430	1.447	14		
	(C \simeq) ₂ N ⁺ -O ⁻ in pyridine N-oxides	1.304	1.299	0.015	1.291	1.316	11		
N(2)-O(2)	in furoxan (*N2-O6 ⁻)	1.234	1.234	0.008	1.228	1.240	14		
	in oximes								
	(C#) ₂ -C=N-OH	1.416	1.418	0.006	1.416	1.420	7		
	(H)(Csp ²)-C=N-OH	1.390	1.390	0.011	1.380	1.401	20		
	(C#)(Csp ²)-C=N-OH	1.402	1.403	0.010	1.393	1.410	18		
	(Csp ²) ₂ -C=N-OH	1.378	1.377	0.017	1.365	1.393	16		
	(C,H) ₂ -C=N-OH (overall)	1.394	1.395	0.018	1.379	1.408	67		
	in furazan (O1-N2, O1-N5)	1.385	1.383	0.013	1.378	1.392	12		
	in furoxan (O1-N5)	1.380	1.380	0.011	1.370	1.388	14		
	in isoxazole (O1-N2)	1.425	1.425	0.010	1.417	1.434	9		
	N(3)=O(1)	in nitrate ions NO ₃ ⁻	1.239	1.240	0.020	1.227	1.251	105	
		in nitro groups							
C [*] -NO ₂		1.212	1.214	0.012	1.206	1.221	84		
C#-NO ₂		1.210	1.210	0.011	1.203	1.218	251		
Car-NO ₂		1.217	1.218	0.011	1.211	1.215	1116		
C-NO ₂ (overall)		1.218	1.219	0.013	1.210	1.226	1733		
N(3)-P(4)	X ₂ -P(=X)-NX ₂								
	Nsp ² : planar	1.652	1.651	0.024	1.634	1.670	205		
	Nsp ³ : pyramidal	1.683	1.683	0.005	1.680	1.686	6		
	(overall)	1.662	1.662	0.029	1.639	1.682	358		
	subsets of this group are:								
	O ₂ -P(=S)-NX ₂	1.628	1.624	0.015	1.615	1.634	9		
	C-P(=S)-(NX ₂) ₂	1.691	1.694	0.018	1.678	1.703	28		
	O-P(=S)-(NX ₂) ₂	1.652	1.654	0.014	1.642	1.664	28		
	P(=O)-(NX ₂) ₃	1.663	1.668	0.026	1.640	1.679	78		
	N(3)-P(3)	-NX-P(-X)-NX-P(-X)-(P ₂ N ₂ ring)	1.730	1.721	0.017	1.716	1.748	20	
		-NX-P(=S)-NX-P(=S)-(P ₂ N ₂ ring)	1.697	1.697	0.015	1.690	1.703	44	
	in P-substituted phosphazenes:								
	(N \simeq) ₂ P-N (amino)	1.637	1.638	0.014	1.625	1.651	16		
	(aziridinyl)	1.672	1.674	0.010	1.665	1.676	15		
N(2)=P(4)	Ph ₃ -P=N ⁺ =P-Ph ₃	1.571	1.573	0.013	1.563	1.580	66		
N(2)=P(3)	Ph ₃ -P=N-C,S	1.599	1.597	0.018	1.580	1.615	7		
N(2) \simeq P(3)	N \simeq P aromatic								
	in phosphazenes	1.582	1.582	0.019	1.571	1.594	126		
	in P \simeq N \simeq S	1.604	1.606	0.009	1.594	1.612	36		
N(3)-S(4)	C-SO ₂ -NH ₂	1.600	1.601	0.012	1.591	1.610	14	35	
	C-SO ₂ -NH-C#	1.633	1.633	0.019	1.615	1.652	47	35	
	C-SO ₂ -N-C(#) ₂	1.642	1.641	0.024	1.623	1.659	38	35	
N(3)-S(2)	C-S-NX ₂ Nsp ² : planar	1.710	1.707	0.019	1.698	1.722	22	23	
	(for Nsp ³ pyramidal see MODIAZ: 1.765)								
	X-S-NX ₂ Nsp ² : planar	1.707	1.705	0.012	1.699	1.715	30	23	
N(2)-S(2)	C=N-S-X	1.656	1.663	0.027	1.632	1.677	36		
N(2) \simeq S(2)	N \simeq S aromatic in P \simeq N \simeq S	1.560	1.558	0.011	1.554	1.563	37		
N(2)=S(2)	N=S in N=S=N and N=S=S	1.541	1.546	0.022	1.521	1.558	37		
N(3)-SE	see COJCUZ (1.830), DSEMOR10 (1.846, 1.852), MORTS10 (1.841)								
N(2)-Se	see SEBZQI (1.805), NAPSEZ10 (1.809, 1.820)								
N(2)=Se	see CISMUM (1.790, 1.791)								

Bond	Substructure	<i>d</i>	<i>m</i>	σ	<i>q</i> ₁	<i>q</i> _u	<i>n</i>	Note
N(3)–Si(5)	see DMESIP01, BOJLER, CASSAQ, CASYOK, CECXEN, CINTEY, CIPBUY, FMESIB, MNPSIL, PNPOSI (1.973–2.344)							
N(3)–Si(4)	X ₃ –Si–NX ₂ (overall)	1.748	1.746	0.022	1.735	1.757	170	
	subsets of this group are:							
	X ₃ –Si–NHX	1.714	1.719	0.014	1.702	1.727	16	
	X ₃ –Si–NX–Si–X ₃ acyclic	1.743	1.744	0.016	1.731	1.755	45	
	N–Si–N in 4-membered rings	1.742	1.742	0.009	1.735	1.748	53	
	N–Si–N in 5-membered rings	1.741	1.742	0.019	1.726	1.749	33	
N(2)–Si(4)	X ₃ –Si–N [–] –Si–X ₃	1.711	1.712	0.019	1.693	1.729	15	
N–Te	see ACLTEP (2.402), BIBLAZ (1.980), CESSAU (2.023)							
O(2)–O(2)	C [*] –O–O–C [*] , H							
	$\tau(\text{OO}) = 70\text{--}85^\circ$	1.464	1.464	0.009	1.458	1.472	12	
	$\tau(\text{OO})$ <i>ca.</i> 180°	1.482	1.480	0.005	1.478	1.486	5	
	overall	1.469	1.471	0.012	1.461	1.478	17	
	O=C–O–O–C=O see ACBZPO01 (1.446), CEYLUN (1.452), CIMHIP (1.454)							
	Si–O–O–Si	1.496	1.499	0.005	1.490	1.499	10	
O(2)–P(5)	X–P–(OX) ₄							41
	trigonal bipyramidal:							
	axial	1.689	1.685	0.024	1.675	1.712	20	
	equatorial	1.619	1.622	0.024	1.604	1.628	20	
	square pyramidal	1.662	1.661	0.020	1.649	1.673	28	
O(2)–P(4)	C–O–P(≈ O) ₃ ^{2–}	1.621	1.622	0.007	1.615	1.628	12	
	(H–O) ₂ –P(≈ O) ₂ [–]	1.560	1.561	0.009	1.555	1.566	16	
	(C–O) ₂ –P(≈ O) ₂ [–]	1.608	1.607	0.013	1.599	1.615	16	
	(C#–O) ₃ –P=O	1.558	1.554	0.011	1.550	1.564	30	
	(Car–O) ₃ –P=O	1.587	1.588	0.014	1.572	1.599	19	
	X–O–P(=O)–(C,N) ₂	1.590	1.585	0.016	1.577	1.601	33	
	(X–O) ₂ –P(=O)–(C,N)	1.571	1.572	0.013	1.563	1.579	70	
O(2)–P(3)	(N≈) ₂ P–O–C (N ≈ P aromatic)	1.573	1.573	0.011	1.563	1.584	16	
O(1)=P(4)	C–O–P(≈ O) ₃ ^{2–} (delocalized)	1.513	1.512	0.008	1.508	1.518	42	
	(H–O) ₂ –P(≈ O) ₂ [–] (delocalized)	1.503	1.503	0.005	1.499	1.508	16	
	(C–O) ₂ –P(≈ O) ₂ [–] (delocalized)	1.483	1.485	0.008	1.474	1.490	16	
	(C–O) ₃ –P=O	1.449	1.448	0.007	1.446	1.452	18	
	C ₃ –P=O	1.489	1.486	0.010	1.481	1.496	72	
	N ₃ –P=O	1.461	1.462	0.014	1.449	1.470	26	
	(C) ₂ (N)–P=O	1.487	1.489	0.007	1.479	1.493	5	
	(C,N) ₂ (O)–P=O	1.467	1.462	0.007	1.462	1.472	33	
	(C,N)(O) ₂ –P=O	1.457	1.458	0.009	1.454	1.462	35	
O(2)–S(4)	C–O–SO ₂ –C	1.577	1.576	0.015	1.566	1.584	41	
	C–O–SO ₂ –CH ₃	1.569	1.569	0.013	1.556	1.582	7	
	C–O–SO ₂ –Car	1.580	1.578	0.015	1.571	1.588	27	
O(1)=S(4)	C–SO ₂ –C	1.436	1.437	0.010	1.431	1.442	316	42
	X–SO ₂ –NX ₂	1.428	1.428	0.010	1.422	1.434	326	
	C–SO ₂ –N–(C,H) ₂	1.430	1.430	0.009	1.425	1.435	206	
	C–SO ₂ –O–C	1.423	1.423	0.008	1.418	1.428	82	
	in SO ₄ ^{2–}	1.472	1.473	0.013	1.463	1.481	104	
O(1)=S(3)	C–S(=O)–C	1.497	1.498	0.013	1.489	1.505	90	5
O–Se	see BAPPA, BIRGUE10, BIRHAL10, CXMSEO, DGLYSE, SPSEBU (1.597 for O=Se to 1.974 for O–Se)							
O(2)–Si(5)	(X–O) ₃ –Si–(N)(C)	1.663	1.658	0.023	1.650	1.665	21	
O(2)–Si(4)	X ₃ –Si–O–X (overall)	1.631	1.630	0.022	1.617	1.646	191	
O(2)–Si(4)	subsets of this group are:							
	X ₃ –Si–O–C#	1.645	1.647	0.012	1.634	1.652	29	
	X ₃ –Si–O–Si–X ₃	1.622	1.625	0.014	1.614	1.631	70	
	X ₃ –Si–O–O–Si–X ₃	1.680	1.676	0.008	1.673	1.688	10	
O(2)–Te(6)	(X–O) ₆ –Te	1.927	1.927	0.020	1.908	1.942	16	
O(2)–Te(4)	(X–O) ₂ –Te–X ₂	2.133	2.136	0.054	2.078	2.177	12	
P(4)–P(4)	X ₃ –P–P–X ₃	2.256	2.259	0.025	2.243	2.277	6	

Bond	Substructure	<i>d</i>	<i>m</i>	σ	<i>q</i> ₁	<i>q</i> _n	<i>n</i>	Note
P(4)–P(3)	see CECHEX (2.197), COZPIQ (2.249)							
P(3)–P(3)	X ₂ –P–P–X ₂	2.214	2.210	0.022	2.200	2.224	41	
P(4)=P(4)	see BUTSUE (2.054)							
P(3)=P(3)	see BALXOB (2.034)							
P(4)=S(1)	C ₃ –P=S	1.954	1.952	0.005	1.950	1.957	13	
	(N,O) ₂ (C)–P=S	1.922	1.924	0.014	1.913	1.927	26	
	(N,O) ₃ –P=S	1.913	1.914	0.014	1.906	1.921	50	
P(4)=Se(1)	X ₃ –P=Se	2.093	2.099	0.019	2.075	2.108	12	
P(3)–Si(4)	X ₂ –P–Si–X ₃ ; 3- and 4-rings excluded (see BOPFER, BOPFIV, CASTOF10, COZVIW: 2.201–2.317)	2.264	2.260	0.019	2.249	2.283	22	
P(4)=Te(1)	see MOPHTE (2.356), TTEBPZ (2.327)							
S(2)–S(2)	C–S–S–C							
	$\tau(\text{SS}) = 75\text{--}105^\circ$	2.031	2.029	0.015	2.021	2.038	46	
	$\tau(\text{SS}) = 0\text{--}20^\circ$	2.070	2.068	0.022	2.057	2.077	28	
	(overall)	2.048	2.045	0.026	2.028	2.068	99	
	in polysulphide chain–S–S–S–	2.051	2.050	0.022	2.037	2.065	126	
S(2)–S(1)	X–N=S–S	1.897	1.896	0.012	1.887	1.908	5	
S–Se(4)	see BUWZUO (2.264, 2.269)							
S–Se(2)	X–Se–S (any)	2.193	2.195	0.015	2.174	2.207	9	
S(2)–Si(4)	X ₃ –Si–S–X	2.145	2.138	0.020	2.130	2.158	19	
S(2)–Te	X–S–Te (any)	2.405	2.406	0.022	2.383	2.424	10	
	X=S–Te (any)	2.682	2.686	0.035	2.673	2.694	28	
Se(2)–Se(2)	X–Se–Se–X	2.340	2.340	0.024	2.315	2.361	15	
Se(2)–Te(2)	see BAWFUA, BAWGAH (2.524–2.561)							†
Si(4)–Si(4)	X ₃ –Si–Si–X ₃ 3-membered rings excluded: see CIHRAM (2.511)	2.359	2.359	0.012	2.349	2.366	42	
Te–Te	see CAHJOK (2.751, 2.704)							

Appendix 1. (Footnotes to Table)

- Sample dominated by B–CH₃. For longer bonds in B–CH₃ see LITMEB10 [B(4)–CH₃ = 1.621–1.644 Å].
- p(π)–p(π) Bonding with Bsp² and Nsp² coplanar ($\tau\text{BN} = 0 \pm 15^\circ$) predominates. See G. Schmidt, R. Boese, and D. Bläser, *Z. Naturforsch.*, 1982, **37b**, 1230.
- 84 observations range from 1.38 to 1.61 Å and individual values depend on substituents on B and O. For a discussion of borinic acid adducts see S. J. Rettig and J. Trotter, *Can. J. Chem.*, 1982, **60**, 2957.
- See M. Kaftory in 'The Chemistry of Functional Groups. Supplement D: The Chemistry of Halides, Pseudohalides, and Azides', S. Patai and Z. Rappoport, Eds., Wiley: New York, 1983, Part 2, ch. 24.
- Bonds which are endocyclic or exocyclic to any 3- or 4-membered rings have been omitted from all averages in this section.
- The overall average given here is for Csp³–Csp³ bonds which carry only C or H substituents. The value cited reflects the relative abundance of each 'substitution' group. The 'mean of means' for the 9 subgroups is 1.538 ($\sigma = 0.022$) Å.
- See F. H. Allen, (a) *Acta Crystallogr.*, 1980, **B36**, 81; (b) 1981, **B37**, 890.
- See F. H. Allen, *Acta Crystallogr.*, 1984, **B40**, 64.
- See F. H. Allen, *Tetrahedron*, 1982, **38**, 2843.
- See F. H. Allen, *Tetrahedron*, 1982, **38**, 645.
- Cyclopropanones and cyclobutanones excluded.
- See W. B. Schweizer and J. D. Dunitz, *Helv. Chim. Acta*, 1982, **65**, 1547.
- See L. Norskov-Lauritsen, H.-B. Bürgi, P. Hoffmann, and H. R. Schmidt, *Helv. Chim. Acta*, 1985, **68**, 76.
- See P. Chakrabarti and J. D. Dunitz, *Helv. Chim. Acta*, 1982, **65**, 1555.
- See J. L. Hencher in 'The Chemistry of the C≡C Triple Bond', S. Patai, Ed., Wiley, New York, 1978, ch. 2.
- Conjugated: torsion angle about central C–C single bond is $0 \pm 20^\circ$ (*cis*) or $180 \pm 20^\circ$ (*trans*).
- Unconjugated: torsion angle about central C–C single bond is 20–160°.
- Other conjugative substituents excluded.
- TCNQ is tetracyanoquinodimethane.
- No difference detected between C2 ≈ C3 and C3 ≈ C4 bonds.
- Derived from neutron diffraction results only.
- Nsp³: pyramidal; mean valence angle at N is in range 108–114°.
- Nsp²: planar; mean valence angle at N is ≥ 117.5°.
- Cyclic and acyclic peptides.
- See R. H. Blessing, *J. Am. Chem. Soc.*, 1983, **105**, 2776.
- See L. Lebioda, *Acta Crystallogr.*, 1980, **B36**, 271.
- n* = 3 or 4, i.e. tri- or tetra-substituted ureas.
- Overall value also includes structures with mean valence angle at N in the range 115–118°.
- See F. H. Allen and A. J. Kirby, *J. Am. Chem. Soc.*, 1984, **106**, 6197.
- See A. J. Kirby, 'The Anomeric Effect and Related Stereoelectronic Effects at Oxygen', Springer, Berlin, 1983.
- See B. Fuchs, L. Schleifer, and E. Tartakovsky, *Nouv. J. Chim.*, 1984, **8**, 275.
- See S. C. Nyburg and C. H. Faerman, *J. Mol. Struct.*, 1986, **140**, 347.
- Sample dominated by P–CH₃ and P–CH₂–C.
- Sample dominated by C* = methyl.
- See A. Kalman, M. Czugler, and G. Argay, *Acta Crystallogr.*, 1981, **B37**, 868.
- Bimodal distribution resolved into 22 'short' bonds and 5 longer outliers.
- All 24 observations come from BUDTEZ.
- 'Long' O–H bonds in centrosymmetric O---H---O H-bonded dimers are excluded.
- N–N bond length also dependent on torsion angle about N–N bond and on nature of substituent C atoms; these effects are ignored here.
- N pyramidal has average angle at N in range 100–113.5°; N planar has average angle of ≥ 117.5°.
- See R. R. Holmes and J. A. Deiters, *J. Amer. Chem. Soc.*, 1977, **99**, 3318.
- No detectable variation in S=O bond length with type of C-substituent.

Appendix 2

Short-form references to individual CSD entries cited by reference code in the Table. A full list of CSD bibliographic entries is given in SUP 56701.

ACBZPO01	<i>J. Am. Chem. Soc.</i> , 1975, 97 , 6729.	CIWYIQ	<i>Inorg. Chem.</i> , 1984, 23 , 1946.
ACLTEP	<i>J. Organomet. Chem.</i> , 1980, 184 , 417.	CIYFOF	<i>Inorg. Chem.</i> , 1984, 23 , 1790.
ASAZOC	<i>Dokl. Akad. Nauk SSSR</i> , 1979, 249 , 120.	CMBIDZ	<i>J. Org. Chem.</i> , 1979, 44 , 1447.
BALXOB	<i>J. Am. Chem. Soc.</i> , 1981, 103 , 4587.	CODDEE	<i>Z. Naturforsch., Teil B</i> , 1984, 39 , 1257.
BAPPAJ	<i>Inorg. Chem.</i> , 1981, 20 , 3071.	CODDII	<i>Z. Naturforsch., Teil B</i> , 1984, 39 , 1257.
BARRIV	<i>Acta Chem. Scand., Ser. A</i> , 1981, 35 , 443.	COFVOI	<i>Z. Naturforsch., Teil B</i> , 1984, 39 , 1027.
BAWFUA	<i>Cryst. Struct. Commun.</i> , 1981, 10 , 1345.	COJCUZ	<i>Chem. Ber.</i> , 1984, 117 , 2686.
BAWGAH	<i>Cryst. Struct. Commun.</i> , 1981, 10 , 1353.	COSDIX	<i>Z. Naturforsch., Teil B</i> , 1984, 39 , 1344.
BECTAE	<i>J. Org. Chem.</i> , 1981, 46 , 5048, 1981.	COZPIQ	<i>Chem. Ber.</i> , 1984, 117 , 2063.
BELNIP	<i>Z. Naturforsch., Teil B</i> , 1982, 37 , 299.	COZVIW	<i>Z. Anorg. Allg. Chem.</i> , 1984, 515 , 7.
BEMLIO	<i>Chem. Ber.</i> , 1982, 115 , 1126.	CTCNSE	<i>J. Am. Chem. Soc.</i> , 1980, 102 , 5430.
BEPZEB	<i>Cryst. Struct. Commun.</i> , 1982, 11 , 175.	CUCPIZ	<i>J. Am. Chem. Soc.</i> , 1984, 106 , 7529.
BETJOZ	<i>J. Am. Chem. Soc.</i> , 1982, 104 , 1683.	CUDLOC	<i>J. Cryst. Spectrosc.</i> , 1985, 15 , 53.
BETUTE10	<i>Acta Chem. Scand., Ser. A</i> , 1976, 30 , 719.	CUDLUI	<i>J. Cryst. Spectrosc.</i> , 1985, 15 , 53.
BIBLAZ	<i>Zh. Strukt. Khim.</i> , 1981, 22 , 118.	CUGBAH	<i>Acta Crystallogr., Sect. C</i> , 1985, 41 , 476.
BICGEZ	<i>Z. Anorg. Allg. Chem.</i> , 1982, 486 , 90.	CXMSEO	<i>Acta Crystallogr., Sect. B</i> , 1973, 29 , 595.
BIHXIZ	<i>J. Chem. Soc., Chem. Commun.</i> , 1982, 982.	DGLYSE	<i>Acta Crystallogr., Sect. B</i> , 1975, 31 , 1785.
BIRGUE10	<i>Z. Naturforsch., Teil B</i> , 1983, 38 , 20.	DMESIP01	<i>Acta Crystallogr., Sect. C</i> , 1984, 40 , 895.
BIRHAL10	<i>Z. Naturforsch., Teil B</i> , 1982, 37 , 1410.	DSEMOR10	<i>J. Chem. Soc., Dalton Trans.</i> , 1980, 628.
BIZJAV	<i>J. Organomet. Chem.</i> , 1982, 238 , C1.	DTHIBR10	<i>Inorg. Chem.</i> , 1971, 10 , 697.
BOGPOC	<i>Z. Naturforsch., Teil B</i> , 1982, 37 , 1402.	EPHTEA	<i>Inorg. Chem.</i> , 1980, 19 , 2487.
BOGSUL	<i>Z. Naturforsch., Teil B</i> , 1982, 37 , 1230.	ESEARS	<i>J. Chem. Soc. C</i> , 1971, 1511.
BOJLER	<i>Z. Anorg. Allg. Chem.</i> , 1982, 493 , 53.	ETEARS	<i>J. Chem. Soc. C</i> , 1971, 1511.
BOJPUL	<i>Acta Chem. Scand., Ser. A</i> , 1982, 36 , 829.	FMESIB	<i>J. Organomet. Chem.</i> , 1980, 197 , 275.
BOPFER	<i>Chem. Ber.</i> , 1983, 116 , 146.	FPHTEL	<i>J. Chem. Soc., Dalton Trans.</i> , 1980, 2306.
BOPFIV	<i>Chem. Ber.</i> , 1983, 116 , 146.	FPSULF10	<i>J. Am. Chem. Soc.</i> , 1982, 104 , 1683.
BOVMEE	<i>Acta Crystallogr., Sect. B</i> , 1982, 38 , 1048.	HCLENE10	<i>Acta Crystallogr., Sect. B</i> , 1982, 38 , 3139.
BQUINI	<i>Acta Crystallogr., Sect. B</i> , 1979, 35 , 1930.	HMTITI	<i>Acta Crystallogr., Sect. B</i> , 1975, 31 , 1505.
BTUPTTE	<i>Acta Chem. Scand., Ser. A</i> , 1975, 29 , 738.	HMTNTI	<i>Z. Anorg. Allg. Chem.</i> , 1974, 409 , 237.
BUDTEZ	<i>Z. Naturforsch., Teil B</i> , 1983, 38 , 454.	HXPASC	<i>J. Chem. Soc., Dalton Trans.</i> , 1975, 1381.
BUPSIB10	<i>Z. Anorg. Allg. Chem.</i> , 1981, 474 , 31.	IBZDAC11	<i>J. Chem. Soc., Dalton Trans.</i> , 1979, 854.
BUSHAY	<i>Z. Naturforsch., Teil B</i> , 1983, 38 , 692.	IFORAM	<i>Monatsh. Chem.</i> , 1974, 105 , 621.
BUTHAZ10	<i>Inorg. Chem.</i> , 1984, 23 , 2582.	IODMAM	<i>Acta Crystallogr., Sect. B</i> , 1977, 33 , 3209.
BUTSUE	<i>J. Chem. Soc., Chem. Commun.</i> , 1983, 862.	IPMUDES	<i>Acta Crystallogr., Sect. B</i> , 1973, 29 , 2128.
BUWZUO	<i>Acta Chem. Scand., Ser. A</i> , 1983, 37 , 219.	ISUREA10	<i>Acta Crystallogr., Sect. B</i> , 1972, 28 , 643.
BZPRIB	<i>Z. Naturforsch., Teil B</i> , 1981, 36 , 922.	LITMEB10	<i>J. Am. Chem. Soc.</i> , 1975, 97 , 6401.
BZTPPI	<i>Inorg. Chem.</i> , 1978, 17 , 894.	MESIAD	<i>Z. Naturforsch., Teil B</i> , 1980, 35 , 789.
CAHJOK	<i>Inorg. Chem.</i> , 1983, 22 , 1809.	METAMM	<i>Acta Crystallogr.</i> , 1964, 17 , 1336.
CAJMAB	<i>Chem. Z.</i> , 1983, 107 , 169.	MNPSIL	<i>J. Am. Chem. Soc.</i> , 1969, 91 , 4134.
CANLUY	<i>Tetrahedron Lett.</i> , 1983, 24 , 4337.	MODIAZ	<i>J. Heterocycl. Chem.</i> , 1980, 17 , 1217.
CASSAQ	<i>J. Struct. Chem.</i> , 1983, 2 , 101.	MOPHTE	<i>Acta Chem. Scand., Ser. A</i> , 1980, 34 , 333.
CASTOF10	<i>Acta Crystallogr., Sect. C</i> , 1984, 40 , 1879.	MORTRS10	<i>J. Chem. Soc., Dalton Trans.</i> , 1980, 628.
CASYOK	<i>J. Struct. Chem.</i> , 1983, 2 , 107.	NAPSEZ10	<i>J. Am. Chem. Soc.</i> , 1980, 102 , 5070.
CECHEX	<i>Z. Anorg. Allg. Chem.</i> , 1984, 508 , 61.	NBBZAM	<i>Z. Naturforsch., Teil B</i> , 1977, 32 , 1416.
CECXEN	<i>J. Struct. Chem.</i> , 1983, 2 , 207.	OPIMAS	<i>Aust. J. Chem.</i> , 1977, 30 , 2417.
CEDCUJ	<i>J. Org. Chem.</i> , 1983, 48 , 5149.	OPNTEC10	<i>J. Chem. Soc., Dalton Trans.</i> , 1982, 251.
CEHKAB	<i>Z. Naturforsch., Teil B</i> , 1984, 39 , 139.	PHASCL	<i>Acta Crystallogr., Sect. B</i> , 1981, 37 , 1357.
CELDOM	<i>Acta Crystallogr., Sect. C</i> , 1984, 40 , 556.	PHASOC01	<i>Aust. J. Chem.</i> , 1975, 28 , 15.
CESSAU	<i>Acta Crystallogr., Sect. C</i> , 1984, 40 , 653.	PNPOSI	<i>J. Am. Chem. Soc.</i> , 1968, 90 , 5102.
CETTAW	<i>Chem. Ber.</i> , 1984, 117 , 1089.	SEBZQI	<i>J. Chem. Soc., Chem. Commun.</i> , 1977, 325.
CETUTE	<i>Acta Chem. Scand., Ser. A</i> , 1975, 29 , 763.	SPSEBU	<i>Acta Chem. Scand., Ser. A</i> , 1979, 33 , 403.
CEYLUN	<i>Izv. Akad. Nauk SSSR, Ser. Khim.</i> , 1983, 2744.	TEACBR	<i>Cryst. Struct. Commun.</i> , 1974, 3 , 753.
CFZUM	<i>Acta Chem. Scand., Ser. A</i> , 1984, 38 , 289.	THINBR	<i>J. Am. Chem. Soc.</i> , 1970, 92 , 4002.
CIHRAM	<i>Angew. Chem., Int. Ed. Engl.</i> , 1984, 23 , 302.	TMPBTI	<i>Acta Crystallogr., Sect. B</i> , 1975, 31 , 1116.
CILRUK	<i>J. Chem. Soc., Chem. Commun.</i> , 1984, 1023.	TPASSN	<i>J. Chem. Soc., Dalton Trans.</i> , 1977, 514.
CILSAR	<i>J. Chem. Soc., Chem. Commun.</i> , 1984, 1021.	TPASTB	<i>Cryst. Struct. Commun.</i> , 1976, 5 , 39.
CIMHIP	<i>Acta Crystallogr., C</i> , 1984, 40 , 1458.	TPHOSI	<i>Z. Naturforsch., Teil B</i> , 1979, 34 , 1064.
CINTEY	<i>Dokl. Akad. Nauk SSSR</i> , 1984, 274 , 615.	TTEBPZ	<i>Z. Naturforsch., Teil B</i> , 1979, 34 , 256.
CIPBUY	<i>J. Struct. Chem.</i> , 1983, 2 , 281.	ZCMXSP	<i>Cryst. Struct. Commun.</i> , 1977, 6 , 93.
CISMUM	<i>Z. Naturforsch., Teil B</i> , 1984, 39 , 485.		
CISTED	<i>Z. Anorg. Allg. Chem.</i> , 1984, 511 , 95.		

BOND LENGTHS AND ANGLES IN GAS-PHASE MOLECULES

This table is reprinted from *Kagaku Benran*, 3rd Edition, Vol. II, pp. 649–661 (1984), with permission of the publisher, Maruzen Company, LTD. (Copyright 1984 by the Chemical Society of Japan). Translation was carried out by Kozo Kuchitsu.

Internuclear distances and bond angles are represented in units of Å ($1 \text{ \AA} = 10^{-10} \text{ m}$) and degrees, respectively. The same but inequivalent atoms are discriminated by subscripts a, b, etc. In some molecules ax for axial and eq for equatorial are also used. All measurements were made in the gas phase. The methods used are abbreviated as follows. UV: ultraviolet (including visible) spectroscopy; IR: infrared spectroscopy; R: Raman spectroscopy; MW: microwave spectroscopy; ED: electron diffraction; NMR: nuclear magnetic resonance; LMR: laser magnetic resonance; EPR: electron paramagnetic resonance; MBE: molecular beam electric resonance. If two methods were used jointly for structure determination, they are listed together, as (ED, MW). If the numerical values listed refer to the equilibrium values, they are specified by r_e and θ_e . In other cases the listed values represent various average values in vibrational states; it is frequently the case that they represent the r_s structure derived from several isotopic species for MW or the r_g structure (i.e., the average internuclear distances at thermal equilibrium) for ED. These internuclear distances for the same atom pair with different definitions may sometimes differ as much

as 0.01 \AA . Appropriate comments are made on the symmetry and conformation in the equilibrium structure.

In general, the numerical values listed in the following tables contain uncertainties in the last digits. However, for certain molecules such as diatomic molecules, with experimental uncertainties of the order of 10^{-5} \AA or smaller, numerical values are listed to four decimal places.

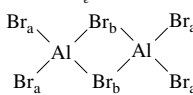
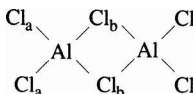
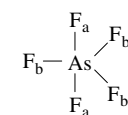
References

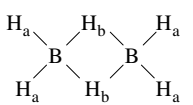
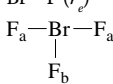
1. L. E. Sutton, Ed., *Tables of Interatomic Distances and Configuration in Molecules and Ions*, The Chemical Society Special Publication, No. 11, 18, The Chemical Society (London) (1958, 1965).
2. K.-H. Hellwege, Ed., *Landolt-Börnstein Numerical Data and Functional Relations in Science and Technology*, New Series, II/7, J. H. Callomon, E. Hirota, K. Kuchitsu, W. J. Lafferty, A. G. Maki, C. S. Pote, with assistance of I. Buck and B. Starck, *Structure Data of Free Polyatomic Molecules*, Springer-Verlag (1976).
3. K. P. Huber and G. Herzberg, *Molecular Spectra and Molecular Structure IV. Constants of Diatomic Molecules*, Van Nostrand Reinhold Co., London (1979).
4. B. Starck, *Microwave Catalogue and Supplements*.
5. B. Starck, *Electron Diffraction Catalogue and Supplements*.

STRUCTURES OF ELEMENTS AND INORGANIC COMPOUNDS

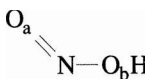
Compounds are arranged in alphabetical order by their chemical formulas

(Lengths in Å and Angles in Degrees)

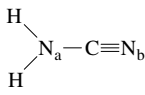
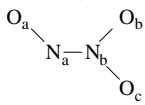
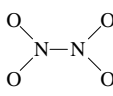
Compound	Structure	Method	
AgBr	Ag—Br (r_e) 2.3931	MW	
AgCl	Ag—Cl (r_e) 2.2808	MW	
AgF	Ag—F (r_e) 1.9832	MW	
AgH	Ag—H (r_e) 1.617	UV	
AgI	Ag—I (r_e) 2.5446	MW	
AgO	Ag—O (r_e) 2.0030	UV	
AlBr	Al—Br (r_e) 2.295	UV	
AlCl	Al—Cl (r_e) 2.1301	MW	
AlF	Al—F (r_e) 1.6544	MW	
AlH	Al—H (r_e) 1.6482	UV	
AlI	Al—I (r_e) 2.5371	MW	
AlO	Al—O (r_e) 1.6176	UV	
Al_2Br_6		Al—Br _a 2.22	ED
		Al—Br _b 2.38	
		$\angle \text{Br}_b\text{AlBr}_b$ 82	
		$\angle \text{Br}_a\text{AlBr}_a$ 118	
		(D _{2h})	
Al_2Cl_6		Al—Cl _a 2.04	ED
		Al—Cl _b 2.24	
		$\angle \text{Cl}_b\text{AlCl}_b$ 87	
		$\angle \text{Cl}_a\text{AlCl}_a$ 122	
		(D _{2h})	
AsBr ₃	As—Br 2.324	ED	
AsCl ₃	As—Cl 2.165	ED, MW	
AsF ₃	As—F 1.710	ED, MW	
AsF ₅		As—F _a 1.711	ED, MW
		As—F _b 1.656	
	(D _{3h})		

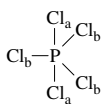
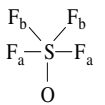
Compound	Structure		Method					
AsH ₃	As—H (<i>r_e</i>)	1.511			∠HAsH (<i>θ_e</i>)	92.1	MW, IR	
AsI ₃	As—I	2.557			∠IAsI	100.2	ED	
AuH	Au—H (<i>r_e</i>)	1.5237					UV	
BBr ₃	B—Br	1.893			(D _{3h})		ED	
BCl ₃	B—Cl	1.742			(D _{3h})		ED	
BF	B—F (<i>r_e</i>)	1.2626					UV	
BF ₂ H	B—H	1.189	B—F	1.311		∠FBF	118.3	MW
BF ₂ OH	B—F	1.32	B—O	1.34		O—H	0.941	MW
	∠FBF	118	∠FBO	123		∠BOH	114.1	
BF ₃	B—F	1.313			(D _{3h})		ED, IR	
BH	B—H (<i>r_e</i>)	1.2325					UV	
BH ₃ PH ₃	B—P	1.937	B—H	1.212		P—H	1.399	MW
	∠PBH	103.6	∠BPH	116.9		∠HBH	114.6	
	∠HPH	101.3	staggered form					
BI ₃	B—I	2.118			(D _{3h})		ED	
BN	B—N (<i>r_e</i>)	1.281					UV	
BO	B—O (<i>r_e</i>)	1.2045					EPR	
BO ₂	B—O	1.265			linear		UV	
BS	B—S	1.6091					UV	
B ₂ H ₆					B—H _a	1.19	IR, ED	
					B—H _b	1.33		
					B...B	1.77		
					∠H _a BH _a	122		
					∠H _b BH _b	97		
					∠BOB ≅ ∠OBO	120		
B ₃ H ₃ O ₃	B—O	1.376					ED	
B ₃ H ₆ N ₃	B—N	1.435	B—H	1.26		N—H	1.05	ED
	∠NBN	118	∠BNB	121		(C ₂)		
BaH	Ba—H (<i>r_e</i>)	2.2318					UV	
BaO	Ba—O (<i>r_e</i>)	1.9397					MW	
BaS	Ba—S (<i>r_e</i>)	2.5074					MBE	
BeF	Be—F (<i>r_e</i>)	1.3609					UV	
BeH	Be—H (<i>r_e</i>)	1.3431					UV	
BeO	Be—O (<i>r_e</i>)	1.3308					UV	
BiBr	Bi—Br (<i>r_e</i>)	2.6095					MW	
BiBr ₃	Bi—Br	2.63			∠BrBiBr	90	(C _{3v})	
BiCl	Bi—Cl (<i>r_e</i>)	2.4716					MW	
BiCl ₃	Bi—Cl	2.423			∠ClBiCl	100	(C _{3v})	
BiF	Bi—F (<i>r_e</i>)	2.0516					MW	
BiH	Bi—H (<i>r_e</i>)	1.805					UV	
BiI	Bi—I (<i>r_e</i>)	2.8005					MW	
BiO	Bi—O (<i>r_e</i>)	1.934					UV	
BrCN	C—N (<i>r_e</i>)	1.157			C—Br (<i>r_e</i>)	1.790	IR	
BrCl	Br—Cl (<i>r_e</i>)	2.1361					MW	
BrF	Br—F (<i>r_e</i>)	1.7590					MW	
BrF ₃			Br—F _a	1.810		Br—F _b	1.721	MW
			∠F _a BrF _b	86.2		(C _{2v})		
BrF ₅	Br—F (average)	1.753					ED, MW	
	(Br—F _{eq}) - (Br—F _{ax}) = 0.069							
	∠F _{ax} BrF _{eq}	85.1			(C _{4v})			
BrO	Br—O (<i>r_e</i>)	1.7172					MW	
Br ₂	Br—Br (<i>r_e</i>)	2.2811					R	
CBr ₄	C—Br	1.935			(T _d)		ED	
CCl	C—Cl	1.6512					UV	
CClF ₃	C—Cl	1.752	C—F	1.325		∠FCF	108.6	ED, MW
CCl ₃ F	C—Cl	1.754	C—F	1.362		∠ClCCl	111	MW
						(C _{3v})		
CCl ₄	C—Cl	1.767			(T _d)		ED	
CF	C—F (<i>r_e</i>)	1.2718					EPR	
CF ₃ I	C—I	2.138	C—F	1.330		∠FCF	108.1	ED, MW
CF ₄	C—F	1.323			(T _d)		ED	

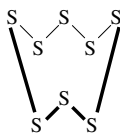
Compound	Structure		Structure		Structure		Method
CH	C—H (r_e)	1.1199					UV
Cl ₄	C—I	2.15		(T _d)			ED
CN	C—N (r_e)	1.1718					MW
CO	C—O (r_e)	1.1283					MW
COBr ₂	C—O	1.178		C—Br	1.923		ED, MW
	∠BrCBr	112.3					
COCIF	C—F	1.334	C—O	1.173	C—Cl	1.725	ED, MW
	∠FCCl	108.8	∠ClCO	127.5			
COCl ₂	C—O	1.179		C—Cl	1.742		ED, MW
	∠ClCCl	111.8					
COF ₂	C—F	1.3157		C—O	1.172		ED, MW
	∠FCF	107.71					
CO ₂	C—O (r_e)	1.1600					IR
CP	C—P (r_e)	1.562					UV
CS	C—S (r_e)	1.5349					MW
CS ₂	C—S (r_e)	1.5526					IR
C ₂	C—C (r_e)	1.2425					UV
C ₃ O ₂	C—O	1.163		C—C	1.289		ED
	linear (large-amplitude bending vibration)						
CaH	Ca—H (r_e)	2.002					UV
CaO	Ca—O (r_e)	1.8221					UV
CaS	Ca—S (r_e)	2.3178					UV
CdH	Cd—H (r_e)	1.781					EPR
CdBr ₂	Cd—Br	2.35		linear			ED
CdCl ₂	Cd—Cl	2.24		linear			ED
CdI ₂	Cd—I	2.56		linear			ED
ClCN	C—Cl (r_e)	1.629		C—N (r_e)	1.160		MW
ClF	Cl—F (r_e)	1.6283					MW
ClF ₃	F _a —Cl—F _a F _b		Cl—F _a	1.698	Cl—F _b	1.598	MW
			∠F _a ClF _b	87.5	(C _{2v})		
ClO	Cl—O (r_e)	1.5696					MW, UV
ClOH	O—Cl	1.690	O—H	0.975	∠HOCl	102.5	MW, IR
ClO ₂	Cl—O	1.470		∠OClO	117.38		MW
ClO ₃ (OH)	O _a —Cl	1.407		O _b —Cl	1.639		ED
			∠O _a ClO _a	114.3	∠O _a ClO _b	104.1	
Cl ₂	Cl—Cl (r_e)	1.9878					UV
Cl ₂ O	Cl—O	1.6959		∠ClOCl	110.89		MW
CoH	Co—H (r_e)	1.542					UV
Cr(CO) ₆	C—O	1.16		Cr—C	1.92		ED
	∠CrCO	180					
CrO	Cr—O (r_e)	1.615					UV
CsBr	Cs—Br (r_e)	3.0723					MW
CsCl	Cs—Cl (r_e)	2.9063					MW
CsF	Cs—F (r_e)	2.3454					MW
CsH	Cs—H (r_e)	2.4938					UV
CsI	Cs—I (r_e)	3.3152					MW
CsOH	Cs—O (r_e)	2.395		O—H (r_e)	0.97		MW
CuBr	Cu—Br (r_e)	2.1734					MW
CuCl	Cu—Cl (r_e)	2.0512					MW
CuF	Cu—F (r_e)	1.7449					MW
CuH	Cu—H (r_e)	1.4626					UV
CuI	Cu—I (r_e)	2.3383					MW
FCN	C—F	1.262		C—N	1.159		MW
FOH	O—H	0.96	O—F	1.442	∠HOF	97.2	MW
F ₂	F—F (r_e)	1.4119					R

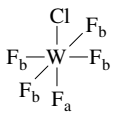
Compound	Structure		Method
Fe(CO) ₅	Fe—C (average)	1.821	ED
	(Fe—C) _{eq} - (Fe—C) _{ax}	0.020	
	C—O (average)	1.153	(D _{3h})
GaBr	Ga—Br (<i>r_e</i>)	2.3525	MW
GaCl	Ga—Cl (<i>r_e</i>)	2.2017	MW
GaF	Ga—F (<i>r_e</i>)	1.7744	MW
GaF ₃	Ga—F	1.88	(D _{3h})
GaI	Ga—I (<i>r_e</i>)	2.5747	MW
GaI ₃	Ga—I	2.458	(D _{3h})
GdI ₃	Gd—I	2.841	∠IGdI
GeBrH ₃	Ge—H	1.526	Ge—Br
	∠HGeH	106.2	2.299
GeBr ₄	Ge—Br	2.272	(T _d)
GeClH ₃	Ge—H	1.537	Ge—Cl
	∠HGeH	111.0	2.150
GeCl ₂	Ge—Cl	2.183	∠ClGeCl
GeCl ₄	Ge—Cl	2.113	(T _d)
GeFH ₃	Ge—H	1.522	Ge—F
	∠HGeH	113.0	1.732
GeF ₂	Ge—F (<i>r_e</i>)	1.7321	∠FGeF (<i>θ_e</i>)
GeH	Ge—H (<i>r_e</i>)	1.5880	97.17
GeH ₄	Ge—H	1.5251	(T _d)
GeO	Ge—O (<i>r_e</i>)	1.6246	
GeS	Ge—S (<i>r_e</i>)	2.0121	
GeSe	Ge—Se (<i>r_e</i>)	2.1346	
GeTe	Ge—Te (<i>r_e</i>)	2.3402	
Ge ₂ H ₆	Ge—H	1.541	Ge—Ge
	∠HGeH	106.4	∠GeGeH
			2.403
			112.5
HBr	H—Br (<i>r_e</i>)	1.4145	
HCN	C—H (<i>r_e</i>)	1.0655	C—N (<i>r_e</i>)
			linear
HCNO	H—C	1.027	C—N
			1.161
			N—O
			linear
			1.207
HCl	H—Cl (<i>r_e</i>)	1.2746	
HF	H—F (<i>r_e</i>)	0.9169	
HI	H—I (<i>r_e</i>)	1.6090	
HNCO	N—H	0.986	N—C
	∠HNC	128.0	1.209
			C—O
			1.166
HNCS	N—H	0.989	N—C
	∠HNC	135.0	1.216
			∠NCS
			180
HNO	N—H	1.063	N—O
HNO ₂			1.212
			<i>s-trans</i> conformer
			0.958
			1.432
			1.170
			110.7
			102.1
			0.96
			1.20
			102.2
			115.9
			0.98
			1.39
			1.19
			114
			104
			1.41
			1.21
			113.9
			planar
HNSO	N—H	1.029	N—S
	∠HNS	115.8	1.512
			∠NSO
			120.4
			planar
H ₂	H—H (<i>r_e</i>)	0.7414	
H ₂ O	O—H (<i>r_e</i>)	0.9575	∠HOH (<i>θ_e</i>)
H ₂ O ₂	O—O	1.475	∠OOH
	dihedral angle of internal rotation		119.8
			(C ₂)
H ₂ S	H—S (<i>r_e</i>)	1.3356	∠HSH (<i>θ_e</i>)
			92.12

Compound	Structure		Structure		Structure		Method
H ₂ SO ₄		O—H	0.97	S—O _a	1.574	MW	
		S—O _c	1.422	∠H _a O _a S	108.5		
		∠O _a SO _b	101.3	∠O _c SO _d	123.3		
		∠O _a SO _c	108.6	∠O _a SO _d	106.4		
		dihedral angle between the H _a O _a S and O _a SO _c planes				20.8	
		dihedral angle between the H _a O _a S and O _a SO _b planes				90.9	
dihedral angle between the H _a SO _b and O _c SO _d planes				88.4	(C ₂)		
H ₂ S ₂	S—S	2.055	S—H	1.327	∠SSH	91.3	ED, MW
	dihedral angle of internal rotation		90.6	(C ₂)			
HfCl ₄	Hf—Cl	2.33		(T _d)		ED	
HgCl ₂	Hg—Cl	2.252		linear		ED	
HgH	Hg—H (r _e)	1.7404				UV	
HgI ₂	Hg—I	2.553		linear		ED	
I ₂	I—Br (r _e)	2.4691				MW	
ICN	C—I	1.995		C—N	1.159	MW	
ICl	I—Cl (r _e)	2.3210				MW	
IF ₅	I—F (average)	1.860		(I—F) _{eq} - (I—F) _{ax}	0.03	ED, MW	
	∠F _{ax} IF _{eq}	82.1	(C _{4v})				
IO	I—O (r _e)	1.8676				MW	
I ₂	I—I (r _e)	2.6663				R	
InBr	In—Br (r _e)	2.5432				MW	
InCl	In—Cl (r _e)	2.4012				MW	
InF	In—F (r _e)	1.9854				MW	
InH	In—H (r _e)	1.8376				UV	
InI	In—I (r _e)	2.7537				MW	
IrF ₆	Ir—F	1.830		(O _h)		ED	
KBr	K—Br (r _e)	2.8208				MW	
KCl	K—Cl (r _e)	2.6667				MW	
KF	K—F (r _e)	2.1716				MW	
KH	K—H (r _e)	2.244				UV	
KI	K—I (r _e)	3.0478				MW	
KOH	O—H	0.91		K—O	2.212 linear	MW	
K ₂	K—K (r _e)	3.9051				UV	
KrF ₂	Kr—F	1.89		linear		ED	
LiBr	Li—Br (r _e)	2.1704				MW	
LiCl	Li—Cl (r _e)	2.0207				MW	
LiF	Li—F (r _e)	1.5639				MW	
LiH	Li—H (r _e)	1.5949				MW	
LiI	Li—I (r _e)	2.3919				MW	
Li ₂	Li—Li (r _e)	2.6729				UV	
Li ₂ Cl ₂			Li—Cl	2.23		ED	
			Cl—Cl	3.61			
			∠CLiCl	108			
LuCl ₃	Lu—Cl	2.417		∠CLiCl	112	(C _{3v}) ED	
MgF	Mg—F (r _e)	1.7500				UV	
MgH	Mg—H (r _e)	1.7297				UV	
MgO	Mg—O (r _e)	1.749				UV	
MnH	Mn—H (r _e)	1.7308				UV	
Mo(CO) ₆	Mo—C	2.063	C—O	1.145	(O _h)	ED	
MoCl ₄ O	Mo—Cl	2.279		Mo—O	1.658	ED	
	∠ClMoCl	87.2		(C _{4v})			
MoF ₆	Mo—F	1.820		(O _h)		ED	
NCH ₂	N—H	1.017		N—Cl	1.748	MW, IR	
	∠HNCl	103.7		∠HNH	107		
NCl ₃	N—Cl	1.759		∠ClNCl	107.1	ED	
NE ₂	N—F	1.3528		∠FNF	103.18	MW	
NH ₂	N—H	1.024		∠HNH	103.3	UV	
NH ₂ CN	N—H	1.00		N _a —C	1.35	MW	

Compound	Structure		Method		
	C—N _b	1.160	∠HNH	114	
	angle between the NH ₂ plane and the N—C bond			142	
NH ₂ NO ₂	N—N	1.427	N—H	1.005	
	∠HNH	115.2	∠ONO	130.1	
	dihedral angle between the NH ₂ and NNO ₂ planes			128.2	
NH ₃	N—H (<i>r_e</i>)	1.012	∠HNH (<i>θ_e</i>)	106.7	
NH ₄ Cl	N—H	1.22	N—Cl	2.54	
NF ₂ CN	F ₂ N _b —C≡N _a		C—N _a	1.158	
	N _b —F	1.399	∠N _a CN _b	174	
	∠CN _b F	105.4	∠FN _b F	102.8	
NH	N—H (<i>r_e</i>)	1.0362			
NH ₂ OH	N—H	1.02	N—O	1.453	
	∠HNH	107	∠HNO	103.3	
	The bisector of H—N—H angle is <i>trans</i> to the O—H bond		O—H	0.962	
			∠NOH	101.4	
NO	N—O (<i>r_e</i>)	1.1506			
NOCl	N—Cl	1.975	N—O	1.14	
			∠ONCl	113	
NOF	O—N	1.136	N—F	1.512	
			∠FNO	110.1	
NO ₂	N—O	1.193	∠ONO	134.1	
NO ₂ Cl	N—Cl	1.840	N—O	1.202	
	∠ONO	130.6	(C _{2v})		
NO ₂ F	N—O	1.1798	N—F	1.467	
	∠ONO	136	(C _{2v})		
NS	N—S (<i>r_e</i>)	1.4940			
N ₂	N—N (<i>r_e</i>)	1.0977			
N ₂ H ₄	N—H	1.021	N—N	1.449	
	∠HNH	106.6 (assumed)	∠NNH _a	112	
	∠NNH _b	106	dihedral angle of internal rotation	91	
	H _a : the H atom closer to the C ₂ axis, H _b : the H atom farther from the C ₂ axis				
N ₂ O	N—N (<i>r_e</i>)	1.1284	N—O (<i>r_e</i>)	1.1841	
N ₂ O ₃		N _a —N _b	1.864	N _a —O _a	1.142
		N _b —O _b	1.202	N _b —O _c	1.217
		∠O _a N _a N _b	105.05		
		∠N _a N _b O _b	112.72		
		∠N _a N _b O _c	117.47		
N ₂ O ₄		N—N	1.782	N—O	1.190
		∠ONO	135.4	(D _{2h})	
NaBr	Na—Br (<i>r_e</i>)	2.5020			
NaCl	Na—Cl (<i>r_e</i>)	2.3609			
NaF	Na—F (<i>r_e</i>)	1.9260			
NaH	Na—H (<i>r_e</i>)	1.8873			
NaI	Na—I (<i>r_e</i>)	2.7115			
Na ₂	Na—Na (<i>r_e</i>)	3.0789			
NbCl ₅	Nb—Cl _{eq}	2.241	Nb—Cl _{ax}	2.338 (D _{3h})	
NbO	Nb—O (<i>r_e</i>)	1.691			
Ni(CO) ₄	Ni—C	1.838	C—O	1.141	
NiH	Ni—H (<i>r_e</i>)	1.476			
NpF ₆	Np—F	1.981	(O _h)		
OCS	C—O (<i>r_e</i>)	1.1578	C—S (<i>r_e</i>)	1.5601	
OCSe	C—O	1.159	C—Se	1.709	
OF	O—F (<i>r_e</i>)	1.3579			
OF ₂	O—F (<i>r_e</i>)	1.4053	∠FOF (<i>θ_e</i>)	103.07	
O(SiH ₃) ₂	Si—H	1.486	Si—O	1.634	
	∠SiOSi	144.1			
O ₂	O—O (<i>r_e</i>)	1.2074			
O ₂ F ₂	O—O	1.217	F—O	1.575	
	∠OOF	109.5	dihedral angle of internal rotation	87.5	
			(C ₂)		

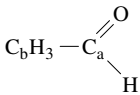
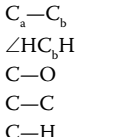
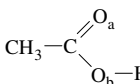
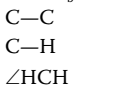



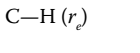
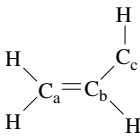
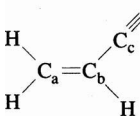
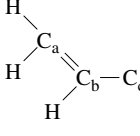
Compound	Structure		Method				
O ₃	O—O (<i>r_e</i>)	1.2716		∠OOO (<i>θ_e</i>)	117.47 (C _{2v})	MW	
OsF ₆	Os—F	1.831		(O _h)		ED	
OsO ₄	Os—O	1.712		(T _d)		ED	
PBr ₃	P—Br	2.220		∠BrPBr	101.0	ED	
PCl ₃	P—Cl	2.039		∠ClPCl	100.27	ED	
PCl ₅			P—Cl _a	2.124	P—Cl _b	2.020 (D _{3h})	ED
PF	P—F (<i>r_e</i>)	1.5896				UV	
PF ₃	P—F	1.570		∠FPF	97.8	ED, MW	
PF ₅	P—F _{ax}	1.577	P—F _{eq}	1.534	(D _{3h})	ED	
PH	P—H (<i>r_e</i>)	1.4223				LMR	
PH ₂	P—H	1.418		∠HPH	91.70	UV	
PH ₃	P—H	1.4200		∠HPH	93.345	MW	
PN	N—P (<i>r_e</i>)	1.4909				MW	
PO	O—P (<i>r_e</i>)	1.4759				UV	
POCl ₃	P—O	1.449		P—Cl	1.993	ED	
	∠ClPCl	103.3					
POF ₃	P—O	1.436	P—F	1.524	∠FPF	101.3	ED, MW
P ₂	P—P (<i>r_e</i>)	1.8931				UV	
P ₂ F ₄	P—F	1.587		P—P	2.281	ED	
	∠PPF	95.4		∠FPF	99.1		
	The two PF ₂ planes are <i>trans</i> to each other (the <i>gauche</i> conformer is less than 10%)						
P ₄	P—P	2.21		(T _d)		ED	
P ₄ O ₆	P—O	1.638	∠POP	126.4	(T _d)	ED	
PbH	Pb—H (<i>r_e</i>)	1.839				UV	
PbO	Pb—O (<i>r_e</i>)	1.9218				MW	
PbS	Pb—S (<i>r_e</i>)	2.2869				MW	
PbSe	Pb—Se (<i>r_e</i>)	2.4022				MW	
PbTe	Pb—Te (<i>r_e</i>)	2.5950				MW	
PrI ₃	Pr—I	2.904	∠IPrI	113	(C _{3v})	ED	
PtO	Pt—O (<i>r_e</i>)	1.7273				UV	
PuF ₆	Pu—F	1.971		(O _h)		ED	
RbBr	Rb—Br (<i>r_e</i>)	2.9447				MW	
RbCl	Rb—Cl (<i>r_e</i>)	2.7869				MW	
RbF	Rb—F (<i>r_e</i>)	2.2703				MW	
RbH	Rb—H (<i>r_e</i>)	2.367				UV	
RbI	Rb—I (<i>r_e</i>)	3.1768				MW	
RbOH	Rb—O	2.301	O—H	0.957	linear	MW	
ReClO ₃	Re—O	1.702		Re—Cl	2.229	MW	
	∠ClReO	109.4		(C _{3v})			
ReF ₆	Re—F	1.832		(O _h)		ED	
RuO ₄	Ru—O	1.706		(T _d)		ED	
SCSe	C—Se	1.693		C—S	1.553	MW	
SCTe	C—S	1.557		C—Te	1.904	MW	
SCl ₂	S—Cl	2.006	∠ClSCl	103.0	(C _{2v})	ED	
SF	S—F (<i>r_e</i>)	1.6006				MW	
SF ₂	S—F	1.5921		∠FSF	98.20	MW	
SF ₆	S—F	1.561		(O _h)		ED	
SO	S—O (<i>r_e</i>)	1.4811				MW	
SOCl ₂	S—O	1.44		S—Cl	2.072	MW	
	∠ClSCl	97.2		∠OSCl	108.0		
SOF ₂	S—O	1.420		S—F	1.583	ED	
	∠OSF	106.2		∠FSF	92.2		
SOF ₄			S—O	1.403	S—F _a	1.575	ED
			S—F _b	1.552	∠OSF _a	90.7	
			∠OSF _b	124.9	∠F _a SF _b	89.6	
			∠F _b SF _b	110.2	(C _{2v})		
SO ₂	S—O (<i>r_e</i>)	1.4308		∠OSO (<i>θ_e</i>)	119.329	MW	

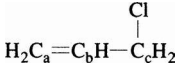
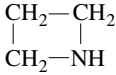
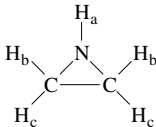
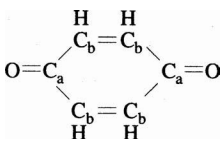
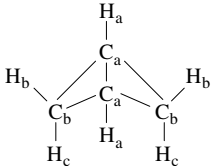
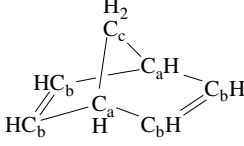
Compound			Structure			Method	
SO ₂ Cl ₂	S—O	1.404	S—Cl	2.011	∠OSO	123.5	ED
	∠ClSCl	100.0	(C _{2v})				
SO ₂ F ₂	S—O	1.397	S—F	1.530	∠OSO	123	ED
	∠FSF	97	(C _{2v})				
SO ₃	S—O	1.4198			(D _{3h})		IR
S(SiH ₃) ₂	Si—H	1.494	Si—S	2.136	∠SiSi	97.4	ED
S ₂	S—S (r _e)	1.8892					R
S ₂ Br ₂	S—Br	2.24			S—S	1.98	ED
	∠SSBr	105	dihedral angle of internal rotation			83.5	
S ₂ Cl ₂	S—Cl	2.057			S—S	1.931	ED
	∠SSCl	108.2	dihedral angle of internal rotation			84.1	(C ₂)
S ₂ O ₂	S—O	1.458	S—S	2.025	∠OSS	112.8	MW
					planar <i>cis</i> form		
S ₈			S—S	2.07			ED
			∠SSS	105			
			(D _{4d})				
							
SbCl ₃	Sb—Cl	2.333			∠ClSbCl	97.2	ED
SbH ₃	Sb—H	1.704			∠HSbH	91.6	MW
SeF	Se—F	1.742					MW
SeF ₆	Se—F	1.69			(O _h)		ED
SeO	Se—O (r _e)	1.6393					MW
SeOF ₂	Se—O	1.576			Se—F	1.730	MW
	∠OSeF	104.82			∠FSeF	92.22	
SeO ₂	Se—O (r _e)	1.6076			∠OSeO (θ _e)	113.83	MW
SeO ₃	Se—O	1.69			(D _{3h})		ED
Se ₂	Se—Se (r _e)	2.1660					UV
Se ₆	Se—Se	2.34			∠SeSeSe	102	ED
	six-membered ring with chair conformation						
SiBrF ₃	Si—F	1.560			Si—Br	2.153	MW
	∠FSiBr	108.5			(C _{3v})		
SiBrH ₃	Si—H	1.485			Si—Br	2.210	MW
	∠HSiBr	107.8			(C _{3v})		
SiClH ₃	Si—H	1.482			Si—Cl	2.048	MW
	∠HSiCl	107.9			(C _{3v})		
SiCl ₄	Si—Cl	2.019			(T _d)		ED
SiF	Si—F	1.6008					UV
SiFH ₃	Si—H	1.484			Si—F	1.593	MW, IR
	∠HSiH	110.63			(C _{3v})		
SiF ₂	Si—F (r _e)	1.590			∠FSiF (θ _e)	100.8	MW
SiF ₃ H	Si—H (r _e)	1.4468			Si—F (r _e)	1.5624	MW
	∠HSiF (θ _e)	110.64					
SiF ₄	Si—F	1.553			(T _d)		ED
SiH	Si—H (r _e)	1.5201					UV
SiH ₃ I	Si—H	1.485			Si—I	2.437	MW
	∠HSH	107.8					
SiH ₄	Si—H	1.4798			(T _d)		IR
SiN	N—Si (r _e)	1.572					UV
SiO	Si—O (r _e)	1.5097					MW
SiS	Si—S (r _e)	1.9293					MW
SiSe	Se—Si (r _e)	2.0583					MW
Si ₂	Si—Si (r _e)	2.246					UV
Si ₂ Cl ₆	Si—Si	2.32			Si—Cl	2.009	ED
	∠ClSiCl	109.7					
Si ₂ F ₆	Si—Si	2.317			Si—F	1.564	ED
	∠FSiF	108.6					
Si ₂ H ₆	Si—H	1.492			Si—Si	2.331	ED
	∠SiSiH	110.3			∠HSiH	108.6	
staggered form (assumed)							

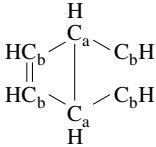
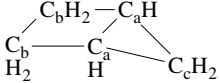
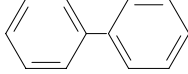
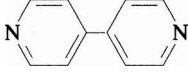
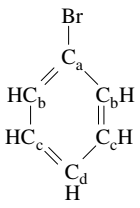
Compound	Structure				Method	
SnCl ₄	Sn—Cl	2.280		(T _d)	ED	
SnH	Sn—H (<i>r_e</i>)	1.7815			UV	
SnH ₄	Sn—H	1.711		(T _d)	R, IR	
SnO	Sn—O	1.8325			MW	
SnS	S—Sn (<i>r_e</i>)	2.2090			MW	
SnSe	Se—Sn (<i>r_e</i>)	2.3256			MW	
SnTe	Sn—Te (<i>r_e</i>)	2.5228			MW	
SrH	Sr—H (<i>r_e</i>)	2.1455			UV	
SrO	Sr—O (<i>r_e</i>)	1.9198			MW	
SrS	S—Sr (<i>r_e</i>)	2.4405			UV	
TaCl ₅	Ta—Cl _{eq}	2.227	Ta—Cl _{ax}	2.369	(D _{3h})	ED
TaO	Ta—O (<i>r_e</i>)	1.6875			UV	
TeF ₆	Te—F	1.815		(O _h)	ED	
Te ₂	Te—Te (<i>r_e</i>)	2.5574			UV	
ThCl ₄	Th—Cl	2.58		(T _d)	ED	
ThF ₄	Th—F	2.14		(T _d)	ED	
TlBr	Tl—Br (<i>r_e</i>)	2.6182			MW	
TlCl	Tl—Cl (<i>r_e</i>)	2.4848			MW	
TlF	Tl—F (<i>r_e</i>)	2.0844			MW	
TlH	Tl—H (<i>r_e</i>)	1.870			UV	
TlI	Tl—I (<i>r_e</i>)	2.8137			MW	
TiBr ₄	Ti—Br	2.339		(T _d)	ED	
TiCl ₄	Ti—Cl	2.170		(T _d)	ED	
TiO	Ti—O (<i>r_e</i>)	1.620			UV	
TiS	Ti—S (<i>r_e</i>)	2.0825			UV	
UF ₆	U—F	1.996		(O _h)	ED	
V(CO) ₆	V—C	2.015	C—O	1.138	ED	
				(O _h , involving dynamic Jahn-Teller effect)		
VCl ₃ O	V—O	1.570	V—Cl	2.142	ED, MW	
	∠ClVCl	111.3				
VCl ₄	V—Cl	2.138		(T _d , involving dynamic Jahn-Teller effect)	ED	
VF ₅	V—F (average)	1.71			ED	
VO	V—O (<i>r_e</i>)	1.5893			UV	
W(CO) ₆	W—C	2.059	C—O	1.149	ED	
WClF ₅			W—Cl	2.251	MW	
			W—F (average)	1.836		
			∠F _a WF _b	88.7		
WF ₄ O	W—O	1.666	W—F	1.847	ED	
	∠FWF	86.2		(C _{4v})		
WF ₆	W—F	1.832		(O _h)	ED	
XeF ₂	Xe—F	1.977		linear	IR	
XeF ₄	Xe—F	1.94		(D _{4h})	ED	
XeF ₆	Xe—F	1.890		(large-amplitude bending vibration around the O _h structure)	ED	
XeO ₄	Xe—O	1.736		(T _d)	ED	
ZnH	Zn—H (<i>r_e</i>)	1.5949			UV	
ZrCl ₄	Zr—Cl	2.32		(T _d)	ED	
ZrF ₄	Zr—F	1.902		(T _d)	ED	
ZrO	Zr—O (<i>r_e</i>)	1.7116			UV	

STRUCTURES OF ORGANIC MOLECULES

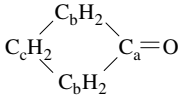
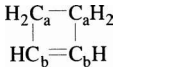
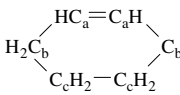
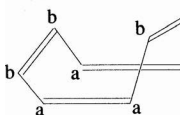
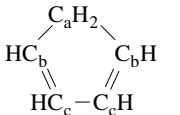
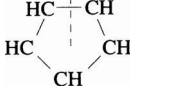
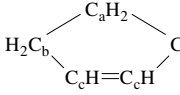
Compounds are arranged in alphabetical order by chemical name; cross references are given for common synonyms
(lengths in Å and angles in degrees)

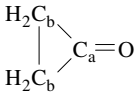
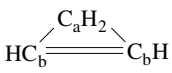
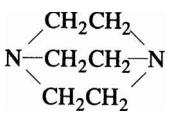

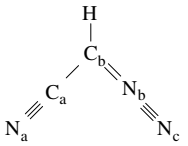
Compound	Structure	Method		
Acetaldehyde		C _a -O 1.210 C _b -H 1.107 C _a -H 1.128	ED, MW	
Acetamide		C _a -C _b 1.515 ∠HC _b H 109.8 C-O 1.220 C-C 1.519 C-H 1.124 ∠CCN 115.1	∠C _b C _a O 124.1 ∠C _b C _a H 115.3 C-N 1.380 N-H 1.022 ∠NCO 122.0	ED
Acetic acid		C-H 1.10 ∠CCO _b 110.6	C-C 1.520 C-O _a 1.214 C-O _b 1.364 ∠CCO _a 126.6	ED
Acetone		C-C 1.520 C-H 1.103 ∠HCH 108.5	C-O 1.213 ∠CCC 116.0 symmetry axis of each methyl group is tilted 2° from the C-C bond	ED, MW
Acetonitrile		C-H 1.107 C-N 1.159	C-C 1.468 ∠CCH 109.7	ED, MW
Acetonitrile oxide		C-C 1.442 N-O 1.217	C-N 1.169 (C _{3v})	MW
Acetyl chloride		C-H 1.105 C-C 1.506 ∠HCH 108.6 ∠CCCl 111.6	C-O 1.187 C-Cl 1.798 ∠OCCl 121.2	ED, MW
Acetyl cyanide → Pyruvonitrile				
Acetylene		C-H (<i>r</i> _e) 1.060	C-C (<i>r</i> _e) 1.203	IR
Acrolein → Acrylaldehyde				
Acrylaldehyde		∠C _a C _b C _c 120.3 ∠HC _c C _b 114 planar <i>s-trans</i> form	C _b -C _c 1.484 C _a -C _b 1.345 C _c -O 1.217 C _a -H 1.10 C _c -H 1.13 ∠C _b C _c O 123.3 other CCH angles (average) 122	ED, MW
Acrylonitrile		∠C _b C _c N 178 C-H 1.086 (assumed) C _c -Cl 1.82	C _a -C _b 1.343 C _b -C _c 1.438 C _c -N 1.167 C _a -H 1.114 ∠C _a C _b C _c 121.7 ∠HCC 120	ED, MW
Acryloyl chloride		C-H 1.086 (assumed) C _c -Cl 1.82	C _b -C _c 1.48 C _a -C _b 1.35 C _c -O 1.19 ∠C _a C _b H 120 (assumed) ∠C _b C _a H 121.5 (assumed) ∠C _a C _b C _c 123 ∠C _b C _c Cl 116 ∠C _b C _c O 127	MW

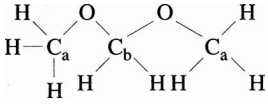
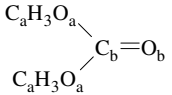
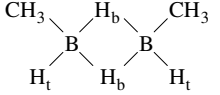
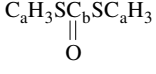
Compound	Structure				Method	
Allene $\text{CH}_2=\text{C}=\text{CH}_2$	C—C	1.3084	C—H	1.087	IR	
Allyl chloride	$\angle\text{HCH}$	118.2	<i>cis</i> conformer	C—Cl	1.811	MW
		$\angle\text{CCCl}$		$\angle\text{CCCl}$	115.2	
			<i>skew</i> conformer	C—Cl	1.809	
	$\angle\text{CCCl}$	109.6		CCCCl	dihedral angle of internal rotation	
Aniline $\text{C}_6\text{H}_5\text{NH}_2$	C—C	1.392	C—N	1.431	MW	
N—H	0.998	$\angle\text{HNH}$	113.9			
dihedral angle between the NH_2 plane and the N—C bond				140.6		
Azetidine		C—N	1.482	ED		
		C—C	1.553			
	C—H	1.107				
	N—H	1.03	$\angle\text{CNC}$		92.2	
	$\angle\text{CCC}$	86.9	$\angle\text{CCN}$		85.8	
dihedral angle between the CCC and CNC planes				147		
Aziridine		N—H	1.016	MW		
		N—C	1.475			
		C—C	1.481			
	C—H	1.084				
	$\angle\text{CNC}$	60.3				
	$\angle\text{H}_a\text{NC}$	109.3				
	$\angle\text{H}_b\text{CH}_c$	115.7	$\angle\text{H}_b\text{CC}$		117.8	
$\angle\text{H}_b\text{CN}$	118.3	$\angle\text{H}_c\text{CC}$	119.3			
$\angle\text{H}_c\text{CN}$	114.3					
Azomethane $\text{CH}_3\text{N}=\text{NCH}_3$	C—N	1.482	N—N	1.247	ED	
Benzene C_6H_6	$\angle\text{CNN}$	112.3	<i>trans</i> conformer		ED, IR	
	C—C	1.399	C—H	1.101		
<i>p</i> -Benzoquinone		C—O	1.225	ED		
		$\text{C}_a\text{—C}_b$	1.344			
		$\text{C}_a\text{—C}_b$	1.481			
		$\angle\text{C}_a\text{C}_b\text{C}_a$	118.1			
Biacetyl $\text{CH}_3\text{COCOCH}_3$	C—O	1.215	C—C (average)	1.524	ED	
	C—H	1.108	$\angle\text{CCO}$	119.5		
	$\angle\text{CCC}$	116.2	<i>trans</i> conformer			
Bicyclo[1.1.0]butane		$\text{C}_a\text{—C}_a$	1.497	MW		
		$\text{C}_a\text{—C}_b$	1.498			
		$\text{C}_a\text{—H}_a$	1.071			
		$\text{C}_b\text{—H}_b, \text{C}_b\text{—H}_c$	1.093			
	$\angle\text{H}_b\text{C}_b\text{H}_c$	115.6				
	$\angle\text{C}_b\text{C}_a\text{H}_a$	130.4	$\angle\text{C}_a\text{C}_b\text{C}_a$		60.0	
	$\angle\text{C}_a\text{C}_a\text{H}_a$	128.4	dihedral angle between the two $\text{C}_a\text{C}_a\text{C}_b$ planes		121.7	
Bicyclo[2.2.1]hepta-2,5-diene		$\text{C}_a\text{—C}_b$	1.535	ED		
		$\text{C}_b\text{—C}_b$	1.343			
		$\text{C}_a\text{—C}_c$	1.573			
		C—H	1.12			
		$\angle\text{C}_a\text{C}_c\text{C}_a$	94			
		dihedral angle between the two $\text{C}_a\text{C}_b\text{C}_a$ planes				115.6
Bicyclo[2.2.1]heptane C_7H_{12}	See the preceding molecule for the labels of the C atoms		(C_{2v})	ED		
	$\text{C}_a\text{—C}_b$	1.54	$\text{C}_b\text{—C}_b$		1.56	
	$\text{C}_a\text{—C}_c$	1.56	C—C (average)		1.549	
	$\text{—C}_a\text{C}_c\text{C}_a$	93.1	dihedral angle between the two $\text{C}_a\text{C}_b\text{C}_a$ planes		113.1	

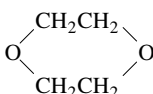
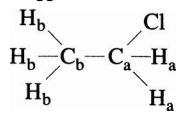
Compound	Structure			Method
Bicyclo[2.2.0]hexa-2,5-diene		C_b-C_b C_a-C_a C_a-C_b	1.345 1.574 1.524	ED
	dihedral angle between the two $C_aC_bC_bC_a$ planes		117.3	
Bicyclo[2.2.2]octane	$HC_a(C_bH_2C_bH_2)_3C_aH$ C_b-C_b 1.55 C—C (average) 1.542	C_a-C_b $\angle C_aC_bC_b$	1.54 109.7	ED
Bicyclo[1.1.1]pentane	C—C 1.557	$\angle CCC$	74.2	ED
C_5H_8	large-amplitude torsional motion about the D_{3h} symmetry axis			
Bicyclo[2.1.0]pentane		C_a-C_a C_b-C_b C_a-C_b C_a-C_c	1.536 1.565 1.528 1.507	MW
	Dihedral angle between the $C_aC_bC_bC_a$ and $C_aC_aC_cC_c$ planes		112.7	
Biphenyl		C—C (intra-ring) (inter-ring)	1.396 1.49	ED
	torsional dihedral angle between the two rings		~40	
4,4'-Bipyridyl	C—C, C—N (intra-ring)		1.375	ED
		C—C (inter-ring)	1.465	
	torsional dihedral angle between the two rings		~37	
Bis (cyclopentadienyl) beryllium (C_5H_5) ₂ Be	Be—(cyclopentadienyl plane) C—C 1.423 (C_{5v}) (The Be atom has two equilibrium positions)	1.470, 1.92		ED
Bis (cyclopentadienyl) iron → Ferrocene				
Bis (cyclopentadienyl) lead (C_5H_5) ₂ Pb	C—C 1.430	Pb—C	2.79	ED
	dihedral angle between the two C_5H_5 planes 40~50 (The two rings are not parallel.)			
Bis (cyclopentadienyl) manganese (C_5H_5) ₂ Mn	Mn—C 2.383	C—C 1.429	(D_{5h})	ED
Bis (cyclopentadienyl) nickel (C_5H_5) ₂ Ni	Ni—C 2.196	C—C	1.430 (D_{5h})	ED
Bis (cyclopentadienyl) ruthenium (C_5H_5) ₂ Ru	C—C 1.439	Ru—C	2.196	ED
Bis (cyclopentadienyl) tin (C_5H_5) ₂ Sn	C—C 1.431	Sn—C	2.71 (D_{5h})	ED
Bis (trifluoromethyl) peroxide CF_3OOCF_3	O—O 1.42 C—F 1.320 $\angle FCF$ 109.0	C—O $\angle COO$	1.399 107	ED
	COOC dihedral angle of internal rotation		123	
Borane carbonyl BH_3CO	B—H 1.194 C—O 1.131 $\angle BCO$ 180	B—C $\angle HBH$ (C_{3v})	1.540 113.9	MW
Bromobenzene		C—H C_c-C_d C_b-C_c C—Br C_a-C_b $\angle C_bC_aC_b$	1.072 1.401 1.375 1.85 1.42 117.4	MW
Bromoform $CHBr_3$	C—Br 1.924 $\angle BrCBr$ 111.7	C—H (C_{3v})	1.11	ED, MW
Bromoiodoacetylene $IC\equiv CBr$	C—I 1.972 C—Br 1.795	C—C	1.206	ED


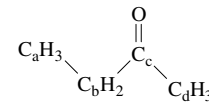
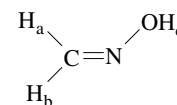
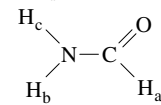
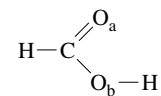
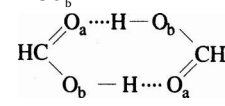

Compound	Structure				Method
1,3-Butadiene		C_b-C_b	1.467		ED
		C_a-C_b	1.349		
		C—H (average)	1.108		
		$\angle CCC$	124.4		
1,3-Butadiyne	$\angle C_b C_a H$ 120.9	<i>anti</i> conformer	(C_{2h})		
	$HC_a \equiv C_b - C_b \equiv C_a H$	C—H	1.09		ED
	$C_a - C_b$ 1.218	$C_b - C_b$	1.384		
Butane	C—C 1.531	linear			
$CH_3CH_2CH_2CH_3$	$\angle CCC$ 113.8	C—H	1.117		ED
	trans conformer 54%	$\angle CCH$	111.0		
2-Butanone \rightarrow Ethyl methyl ketone		dihedral angle for the <i>gauche</i> conformer			65
Butatriene	$H_2C_a=C_b=C_b=C_aH_2$	C—H	1.08		ED
	$C_a - C_b$ 1.32	$C_b - C_b$	1.28	(D_{2h})	
2-Butene	$C_aH_3-C_bH=C_bH-C_aH_3$				ED
	$C_a - C_b$ <i>cis</i> conformer 1.506			<i>trans</i> conformer 1.508	
	$C_b - C_b$ 1.346		1.347		
	$\angle C_a C_b C_b$ 125.4		123.8		
3-Buten-1-yne \rightarrow Vinylacetylene					
<i>tert</i> -Butyl chloride	C—H 1.102	C—C	1.528		ED, MW
$(CH_3)_3CCl$	C—Cl 1.828	$\angle CCCI$	107.3		
	$\angle CCH$ 110.8	$\angle CCC$	111.6		
<i>tert</i> -Butyl cyanide \rightarrow Pivalonitrile					
2-Butyne	$C_aH_3-C_b \equiv C_b-C_aH_3$	C—H	1.116		ED
	$C_b - C_b$ 1.214	$C_a - C_b$	1.468		
	$\angle C_b C_a H$ 110.7				
Carbon C_2	C—C (r_e) 1.3119				UV
Carbon C_3	C—C 1.277	linear			UV
Carbon suboxide \rightarrow Tricarbon dioxide					
Carbon tetrabromide	C—Br 1.935	(T_d)			ED
CBr_4					
Carbon tetrachloride	C—Cl 1.767	(T_d)			ED
CCl_4					
Carbon tetrafluoride	C—F 1.323	(T_d)			ED
CF_4					
Carbon tetraiodide	C—I 2.15	(T_d)			ED
CI_4					
Carbonyl cyanide	C—O 1.209	C—C	1.466		ED, MW
$CO(CN)_2$	C—N 1.153	$\angle CCC$	115		
	$\angle CCN$ 180				
Chloroacetylene	C—H 1.0550	C—C	1.2033		MW
$HC \equiv CCl$	C—Cl 1.6368				
Chlorobenzene	C—C 1.400	C—Cl	1.737		ED
C_6H_5Cl	C—H 1.083	$\angle CC(Cl)C$	121.7		
	$\angle CC(H)C$ 120				
Chlorobromoacetylene	Cl—C 1.636	C—C	1.206		ED
$ClC \equiv CBr$	C—Br 1.784				
Chlorocyanoacetylene	C—Cl 1.624	C—C	1.205		ED
$ClC \equiv CCN$	C—CN 1.362	C—N	1.160		
Chloroethane \rightarrow Ethyl chloride					
2-Chloroethanol	C—O 1.413	C—C	1.519		ED
$ClCH_2CH_2OH$	C—Cl 1.801	C—H	1.093		
	O—H 1.033	$\angle CCCI$ 110.7		$\angle CCO$ 113.8	
	fraction of the <i>gauche</i> conformer at 37°C is 92 ~ 94%,				
	dihedral angle of internal rotation 62.4				
Chloroethylene \rightarrow Vinyl chloride					
Chloroform	C—H 1.100	C—Cl	1.758		MW
$CHCl_3$	$\angle ClCCl$ 111.3	(C_{3v})			
Chloriodoacetylene	C—Cl 1.63	C—I	1.99		MW
$ClC \equiv CI$	C—C 1.209 (assumed)				

Compound	Structure	Method
Chloromethane → Methyl chloride		
3-Chloropropene → Allyl chloride		
Cyanamide $H_2N_aCN_b$	N_a-C 1.346 $C-N_b$ 1.160 $N-H$ 1.00 $\angle HNH$ 114 dihedral angle between the NH_2 plane and the $N-C$ bond 142	MW
Cyanoacetylene $H-C_b\equiv C_a-C_c\equiv N$	C_b-H 1.058 C_a-C_b 1.205 C_a-C_c 1.378 C_c-N 1.159	MW
Cyanocyclopropane $C_3H_5C_aN$	$C-C$ (ring) 1.513 $C-C_a$ 1.472 $C-H$ 1.107 $C-N$ 1.157 $\angle HCH$ 114.6 $\angle C_aCH$ 119.6	MW
Cyanogen $(CN)_2$	$C-N$ 1.163 $C-C$ 1.393 linear	ED
Cyclobutane $(CH_2)_4$	$C-H$ 1.113 $C-C$ 1.555	ED
Cyclobutanone	dihedral angle between the two CCC planes 145  C_a-C_b 1.527 C_b-C_c 1.556 $\angle C_bC_aC_b$ 93.1 $\angle C_aC_bC_c$ 88.0	MW
Cyclobutene	 C_b-C_b 1.342 C_a-C_a 1.566 C_a-C_b 1.517 C_a-H 1.094 C_b-H 1.083 $\angle C_aC_bC_b$ 94.2 $\angle C_bC_bH$ 133.5 $\angle C_aC_aH$ 114.5 $\angle C_aC_aC_b$ 85.8 $\angle HC_aH$ 109.2 dihedral angle between the CH_2 plane and the C_a-C_a bond 135.8	MW
Cyclohexane C_6H_{12}	$C-C$ 1.536 $C-H$ 1.119 $\angle CCC$ 111.3 chair form	ED
Cyclohexene	 C_a-C_a 1.334 C_a-C_b 1.50 C_b-C_c 1.52 C_c-C_c 1.54 $\angle C_aC_aC_b$ 123.4 $\angle C_aC_bC_c$ 112.0 $\angle C_bC_cC_c$ 110.9 (C_2) half-chair form	ED
Cyclooctatetraene	 C_a-C_b 1.476 $C-H$ 1.100 C_a-C_a, C_b-C_b 1.340 $\angle C_bC_aC_a, \angle C_aC_bC_b$ 126.1 dihedral angle between the $C_aC_aC_aC_a$ and $C_bC_bC_bC_b$ planes 136.9 tub form (D_{2d})	ED
1,3-Cyclopentadiene	 C_a-C_b 1.509 C_b-C_c 1.342 C_c-C_c 1.469 $\angle C_aC_bC_c$ 109.3 $\angle C_bC_cC_c$ 109.4 $\angle C_bC_aC_b$ 102.8	MW
Cyclopentadienylindium	 $In-C$ 2.621 $C-C$ 1.426 (C_{5v})	ED
Cyclopentane $(CH_2)_5$	$C-H$ 1.114 $C-C$ 1.546 $\angle CCH$ 111.7	ED
Cyclopentene	(The out-of-plane vibration of the C atoms is essentially free pseudorotation; average value of the displacements of the C atoms from the molecular plane 0.43)  C_a-C_b 1.546 C_b-C_c 1.519 C_c-C_c 1.342 $\angle C_bC_aC_b$ 104.0 $\angle C_bC_cC_c$ 103.0 $\angle C_bC_cC_c$ 110.0 dihedral angle between the $C_bC_aC_b$ and $C_bC_cC_c$ planes 151.2	ED

Compound	Structure				Method
Cyclopropane (CH ₂) ₃	C—C ∠HCH	1.512 114.0	C—H	1.083	R
Cyclopropanone		C—H C _b —C _b ∠C _a C _b C _b	1.086 1.575 57.7	C _a —C _b C _a —O 1.475 1.191	MW
Cyclopropene		∠HC _b H C _a —H ∠HC _a H C—C (average) ∠CCC (average)	114 1.112 118 1.530 111.4	dihedral angle between the CH ₂ plane and the C _b —C _b bond 151 C _b —C _b C _a —C _b C _b —H ∠C _b C _b H 1.304 1.519 1.077 133	ED
Decalin C ₁₀ H ₁₈			C—H (average)	1.113	ED
Dewar benzene → Bicyclo[2.2.0] hexa-2,5-diene					
Diacetylene → 1,3-Butadiyne					
1,4-Diazabicyclo[2.2.2]octane			C—N C—C ∠NCC ∠CNC	1.472 1.562 110.2 108.7	ED
2,3-Diaza-1,3-butadiene → Formalde- hyde azine					
Diazirine			C—H C—N N—N ∠HCH	1.09 1.482 1.228 117	MW
Diazoacetonitrile			C _b —N _b N _b —N _c C _a —N _a C—H C _a —C _b	1.280 1.132 1.165 1.082 1.424	MW
Diazomethane CH ₂ N ₂		∠C _a C _b H C—H N—N	117 1.075 1.12	∠C _a C _b N _b C—N ∠HCH 126.0 linear	MW, IR
1,2-Dibromoethane CH ₂ BrCH ₂ Br		C—C C—H ∠CCH	1.506 1.108 110	C—Br ∠CCBr fraction of the <i>trans</i> conformer at 25°C 95%	ED
Dibromomethane CH ₂ Br ₂		C—H ∠HCBBr	1.08 109	C—Br ∠BrCBr 1.924 113.2	ED
2,2'-Dichlorobiphenyl C ₆ H ₄ Cl—C ₆ H ₄ Cl		C—C C—Cl ∠CCCl	1.398 1.732 121.4	C—C inter-ring C—H ∠CCH 1.495 1.10 126	ED
<i>trans</i> -1,4-Dichlorocyclohexane C ₆ H ₁₀ Cl ₂				dihedral angle between the two aromatic rings 74 (defined to be 0 for that of the <i>cis</i> conformer)	
		C—H C—C ∠CCCl (<i>ee</i>) ∠HCCl (<i>ee</i>) <i>ee</i> 49%	1.102 1.530 108.6 111.5	C—Cl ∠CCC ∠CCCl (<i>aa</i>) ∠HCCl (<i>aa</i>) <i>aa</i> 51%	ED
1,1-Dichloroethane CHCl ₂ CH ₃		C—Cl ∠ClCCl	1.766 112.0	C—C ∠CCCl 1.540 111.0	MW
1,2-Dichloroethane CH ₂ ClCH ₂ Cl		C—C C—H ∠CCH	1.531 1.11 113	C—Cl ∠CCCl 1.790 109.0	ED
				fraction of the <i>trans</i> conformer at room temperature 73%, that of the <i>gauche</i> conformer 27%	

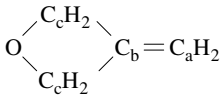
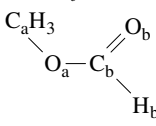
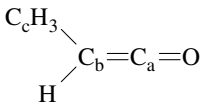
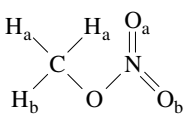
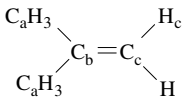
Compound	Structure		Method		
1,1-Dichloroethylene	C—C	1.32 (assumed)	C—Cl	1.73	MW
CH ₂ =CCl ₂	∠ClCC	123	(C _{2v})		
<i>cis</i> -1,2-Dichloroethylene	C—Cl	1.718	C—C	1.354	ED
CHCl=CHCl	∠ClCC	123.8			
Dichloromethane	C—H (<i>r_c</i>)	1.087	C—Cl (<i>r_c</i>)	1.765	MW, IR
CH ₂ Cl ₂	∠HCH (<i>θ_c</i>)	111.5	∠ClCCl (<i>θ_c</i>)	112.0	
1,1-Difluoroethane	C—C	1.498	C—H (average)	1.081	ED
CH ₃ CHF ₂	C—F	1.364	∠CCH (average)	111.0	
	∠CCF	110.7	dihedral angle between the two CCF planes	118.9	
1,2-Difluoroethane	C—F	1.389	C—C	1.503	ED
CH ₂ FCH ₂ F	C—H	1.103	∠CCF	110.3	
	∠CCH	111	dihedral angle of internal rotation	109	
			fraction of the <i>gauche</i> conformer at 22°C	94%	
1,1-Difluoroethane	C—C	1.340	C—F	1.315	ED, MW
CH ₂ =CF ₂	C—H	1.091	∠CCF	124.7	
	∠CCH	119.0			
<i>cis</i> -1,2-Difluoroethylene	C—C	1.33	C—F	1.342	ED, MW
CHF=CHF	C—H	1.099	∠CCF	122.0	
	∠CCH	124.1			
Difluoromethane	C—H	1.093	C—F	1.357	MW
CH ₂ F ₂	∠HCH	113.7	∠FCF	108.3	
Dimethoxymethane			C _a —O	1.432	ED
			C _b —O	1.382	
			C—H (average)	1.108	
	∠COC	114.6	∠OCO	114.3	
	∠OCH	110.3			
Dimethylacetylene → 2-Butyne					
Dimethylamine	C—H	1.106	N—H	1.00	ED
(CH) ₂ NH	C—N	1.455	∠CNC	111.8	
	∠CNH	107	∠NCH	112	
	∠HCH	107			
Dimethylberyllium	Be—C	1.698	C—H	1.127	ED
(CH ₃) ₂ Be	∠BeCH	113.9	CBeC linear		
Dimethylcadmium	C—Cd	2.112	∠HCH	108.4	R
(CH ₃) ₂ Cd					
Dimethyl carbonate			C _b —O _b	1.209	ED
			C _b —O _a	1.34	
			C _a —O _a	1.42	
	∠O _a C _b O _a	107	∠C _b O _a C _a	114.5	
Dimethylcyanamide	C _b —N _b	1.161	C _b —N _a	1.338	ED
(C _a H ₃) ₂ N _a —C _b ≡N _b	C _a —N _a	1.463	∠C _a NC _a	115.5	
	∠C _a NC _b	116.0			
1,2-Dimethyldiborane			B—B	1.799	ED
			B—C	1.580	
			B—H _b	1.358 (<i>cis</i>), 1.365 (<i>trans</i>)	
	B—H _t	1.24			
	∠BBC	122.6 (<i>cis</i>), 121.8 (<i>trans</i>)			
Dimethyl diselenide	C—H	1.13	C—Se	1.95	ED
(CH ₃) ₂ Se ₂	Se—Se	2.326	∠CSeSe	98.9	
	∠HCSe	108	dihedral angle between the CSeSe and SeSeC planes	88	
Dimethyl disulfide	C—S	1.816	S—S	2.029	ED
(CH ₃) ₂ S ₂	C—H	1.105	∠SSC	103.2	
	∠SCH	111.3	CSSC dihedral angle of internal rotation	85	
<i>S,S'</i> -Dimethyl dithiocarbonate			C _b —O	1.206	ED
			C _b —S	1.777	
			C _a —S	1.802	
	∠OCS	124.9	∠CSC	99.3	
			<i>syn-syn</i> conformer		

Compound	Structure		Method		
Dimethyl ether (CH ₃) ₂ O	C—O ∠COC	1.416 112	C—H ∠HCH 1.121 108	ED	
Dimethylglyoxal → Biacetyl					
<i>N,N'</i> -Dimethylhydrazine CH ₃ NH—NHCH ₃	N—N N—H ∠NNC	1.42 1.03 112	C—N C—H CNNC dihedral angle of internal rotation 90	1.46 1.12 90	ED
Dimethylmercury (CH ₃) ₂ Hg	C—Hg Hg...H	2.083 2.71	C—H 1.160 (assumed)	ED	
Dimethylphosphine (CH ₃) ₂ PH	C—P ∠CPC	1.848 99.7	P—H ∠CPH 1.419 97.0	MW	
Dimethyl selenide (CH ₃) ₂ Se	C—H ∠CSeC ∠HCH	1.093 96.2 110.3	Se—C ∠SeCH 1.943 108.7	MW	
Dimethyl sulfide (CH ₃) ₂ S	C—S ∠CSC	1.807 99.05	C—H ∠HCH 1.116 109.3	ED, MW	
Dimethyl sulfone (CH ₃) ₂ SO ₂	C—H S—C ∠OSO	1.114 1.771 121	S—O ∠CSC 1.435 102	ED	
Dimethyl sulfoxide (CH ₃) ₂ SO	C—H S—O ∠CSO	1.081 1.485 106.7	C—S ∠CSC ∠HCH 1.799 96.6 110.3	MW	
			dihedral angle between the SCC plane and the S—O bond 115.5		
Dimethylzinc (CH ₃) ₂ Zn	Zn—C	1.929	∠HCH 107.7	R	
1,4-Dioxane	C—C C—H ∠CCO	1.523 1.112 109.2	C—O ∠COC chair form 1.423 112.45	ED	
					
Ethanal → Acetaldehyde					
Ethane C ₂ H ₆	C—C ∠CCH	1.5351 111.17	C—H staggered conformation 1.0940	MW	
Ethanethiol	C _b H ₃ —C _a H ₂ —SH C _b —H C _a —S ∠C _b C _a H ∠C _b C _a S	1.093 1.829 109.6 108.3	C _a —H C _a —C _b S—H ∠C _a C _b H ∠C _a SH 1.090 1.530 1.350 109.7 96.4	MW	
Ethanol	C _b H ₃ C _a H ₂ OH C—O C _a —H ∠CCO ∠C _b C _a H	1.431 1.10 107.8 111	C—C O—H C _b —H ∠COH ∠C _a C _b H 1.512 0.971 1.09 105 110	MW	
			staggered conformation		
Ethyl chloride			C—C C—Cl C—H C _a —H _a =C _b —H _b (assumed) ∠CCCl ∠H _b C _b H _b ∠C _b C _a H _a 1.528 1.802 1.103 110.7 109.2	ED, MW	
Ethylene CH ₂ =CH ₂	C—H ∠CCH	1.087 121.3	C—C 1.339	MW	
Ethylenediamine H ₂ NCH ₂ CH ₂ NH ₂	C—N C—H	1.469 1.11	C—C ∠CCN 1.545 110.2	ED	
	<i>gauche</i> conformer		dihedral angle between the NCC and CCN planes	64	
Ethylene dibromide → 1,2-Dibromoethane					
Ethylene dichloride → 1,2-Dichloroethane					
Ethyleneimine → Aziridine					

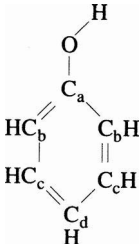

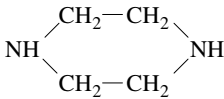
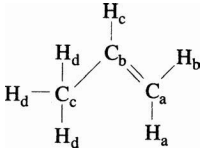
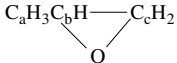

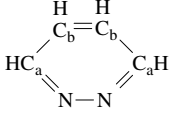
Compound	Structure				Method
Ethylene oxide 	C—C	1.466	C—H	1.085	MW
	C—O	1.431	∠HCH	116.6	
	dihedral angle between the NH ₂ plane and the N—C bond			158.0	
Ethylene sulfide → Thiirane					
Ethyl methyl ether C ₂ H ₅ OCH ₃	C—O (average)	1.418	C—C	1.520	ED
	C—H (average)	1.118	∠COC	111.9	
	∠OCC	109.4	∠HCH	109.0	
	fraction of the <i>trans</i> conformer at 20°C		80%		
Ethyl methyl ketone 	∠C _b C _c O, ∠C _d C _c O	121.9	C—C (average)	1.518	ED
	C—S (average)	1.813	C—O	1.219	
	C—H	1.111	C—H (average)	1.102	
	∠SCC	114.0	∠C _a C _b C _c	113.5	
Ethyl methyl sulfide C ₂ H ₅ SCH ₃	fraction of the <i>gauche</i> conformer at 20°C		75%		
Ferrocene (C ₅ H ₅) ₂ Fe	C—C	1.440	C—H	1.104	ED
Fluoroform CHF ₃	Fe—C	2.064	(D _{3h})		
Formaldehyde H ₂ CO	C—H	1.098	C—F	1.332	MW
Formaldehyde azine H ₂ C=N=N=CH ₂	∠FCF	108.8	(C _{3v})		
	C—H	1.116	C—O	1.208	MW
	∠HCH	116.5			
	C—N	1.277	C—H	1.094	ED
	∠CNN	111.4	∠HCN	120.7	
	fraction of the <i>trans</i> conformer at -30°C		91%		
Formaldehyde dimethylacetal → Dimethoxymethane					
Formaloxime 	C—H _a		C—H _a	1.085	MW
	C—H _b		C—H _b	1.086	
	C—N		C—N	1.276	
	N—O	1.408	O—H _c	0.956	
	∠H _b CN	115.6	∠CNO	110.2	
	∠H _a CN	121.8	∠NOH _c	102.7	
Formamide 	C—O	1.212	C—H _a	1.125	ED, MW
	∠CNH (average)	119.2	N—H	1.027	
			C—N	1.368	
Formic acid 	C—O _a		C—O _a	1.202	MW
	C—O _b		C—O _b	1.343	
	O _b —H	0.972	C—H	1.097	
	∠HCO _a	124.1	∠O _a CO _b	124.9	
	∠CO _b H	106.3	planar		
Formic acid dimer 	O _a ...O _b		O _a ...O _b	2.703	ED
	C—O _a		C—O _a	1.220	
	C—O _b		C—O _b	1.323	
	∠O _a CO _b		∠O _a CO _b	126.2	
	∠CO _a O _b		∠CO _a O _b	108.5	
Formyl radical 	C—H	1.110	C—O	1.1712	MW
	∠HCO	127.43			

Compound	Structure			Method		
Fulvene		C_a-C_d	1.349	MW		
		C_a-C_b	1.470			
		C_b-C_c	1.355			
		C_c-C_c	1.476			
		C_b-H	1.078			
		C_c-H	1.080			
		C_d-H	1.13			
		$\angle C_a C_b C_c$	107.7			
		$\angle C_a C_b H$	124.7			
		$\angle H C_d H$	117			
2-Furaldehyde		C_a-C_e	1.458	MW		
		C_e-O_b	1.250			
		C_e-H	1.088			
		$\angle C_e C_a C_b$	133.9			
		$\angle C_a C_e H$	116.9			
		$\angle C_a C_e O$	121.6			
		<i>trans</i> conformer (with respect to the O_a and O_b atoms)				
		C_b-C_b	1.431		MW	
		C_a-C_b	1.361			
		C_a-O	1.362			
C_a-H_a	1.075					
C_b-H_b	1.077					
$\angle C_a C_b C_b$	106.1					
$\angle C_b C_a O$	110.7					
$\angle C_b C_b H_b$	128.0					
$\angle C_a O C_a$	106.6					
$\angle O C_a H_a$	115.9					
Furan		C_b-O_b	1.209	MW		
		C_a-O_a	1.437			
		C_a-C_b	1.499			
		O_a-H_a	1.051			
		C_b-H_c	1.102			
		C_a-H_b	1.093			
		$\angle C_a C_b O_b$	122.7			
		$\angle C_b C_a O_a$	111.5			
		$\angle C_b C_a H_b$	109.2			
		$\angle H_b C_a O_a$	109.7			
Glyoxal CHOCHO		$C-C$	1.526	ED, UV		
		$C-H$	1.132			
		$\angle HCO$	112			
		$C-O$	1.212			
Hexachloroethane Cl_3CCl_3		$C-O$	1.212	ED, UV		
		$\angle CCO$	121.2			
		<i>trans</i> conformer (C_{2h} (assumed))				
Hexachloroethane Cl_3CCl_3		$C-Cl$	1.769	ED		
		$\angle CCCl$	110.0			
		$C_a H_3-C_b \equiv C_c-C_d \equiv C_e-C_a H_3$				
2,4-Hexadiyne		C_b-C_c	1.450	ED		
		C_c-C_c	1.377			
		C_a-H	1.09			
Hexafluoroethane F_3CCF_3		$C-C$	1.545	ED		
		$\angle CCF$	109.8			
		staggered conformation				
Hexafluoropropene $CF_2=CF CF_3$		average value of the $C=C$ and $C-F$ distances	1.329	ED		
		$C-C$	1.513			
		$\angle FCC (CF_2)$	124			
		$\angle FCC (CF_3)$	110			
1,3,5-Hexatriene		$H_2 C_a=C_b H-C_c H=C_d H-C_e H=C_f H_2$		ED		
		C_a-C_b	1.337			
		C_c-C_c	1.368			
		$\angle C_b C_c C_c$	124.4			
		C_b-C_c	1.208			
Iminocyanide radical HNCN		C_b-C_c	1.208	ED		
		C_a-H	1.09			
		$C-F$	1.326			
Hexafluoropropene $CF_2=CF CF_3$		$C-C$	1.526	ED, UV		
		$C-H$	1.132			
		$\angle HCO$	112			
Hexachloroethane Cl_3CCl_3		$C-O$	1.212	ED, UV		
		$\angle CCO$	121.2			
		<i>trans</i> conformer (C_{2h} (assumed))				
Hexachloroethane Cl_3CCl_3		$C-Cl$	1.769	ED		
		$\angle CCCl$	110.0			
		$C_a H_3-C_b \equiv C_c-C_d \equiv C_e-C_a H_3$				
2,4-Hexadiyne		C_b-C_c	1.450	ED		
		C_c-C_c	1.377			
		C_a-H	1.09			
Hexafluoroethane F_3CCF_3		$C-C$	1.545	ED		
		$\angle CCF$	109.8			
		staggered conformation				
Hexafluoropropene $CF_2=CF CF_3$		average value of the $C=C$ and $C-F$ distances	1.329	ED		
		$C-C$	1.513			
		$\angle FCC (CF_2)$	124			
		$\angle FCC (CF_3)$	110			
1,3,5-Hexatriene		$H_2 C_a=C_b H-C_c H=C_d H-C_e H=C_f H_2$		ED		
		C_a-C_b	1.337			
		C_c-C_c	1.368			
		$\angle C_b C_c C_c$	124.4			
		C_b-C_c	1.208			
Iminocyanide radical HNCN		$C-O$	1.212	ED, UV		
		$\angle CCO$	121.2			
		<i>trans</i> conformer (C_{2h} (assumed))				
Hexachloroethane Cl_3CCl_3		$C-Cl$	1.769	ED		
		$\angle CCCl$	110.0			
		$C_a H_3-C_b \equiv C_c-C_d \equiv C_e-C_a H_3$				
2,4-Hexadiyne		C_b-C_c	1.450	ED		
		C_c-C_c	1.377			
		C_a-H	1.09			
Hexafluoroethane F_3CCF_3		$C-C$	1.545	ED		
		$\angle CCF$	109.8			
		staggered conformation				
Hexafluoropropene $CF_2=CF CF_3$		average value of the $C=C$ and $C-F$ distances	1.329	ED		
		$C-C$	1.513			
		$\angle FCC (CF_2)$	124			
		$\angle FCC (CF_3)$	110			
1,3,5-Hexatriene		$H_2 C_a=C_b H-C_c H=C_d H-C_e H=C_f H_2$		ED		
		C_a-C_b	1.337			
		C_c-C_c	1.368			
		$\angle C_b C_c C_c$	124.4			
		C_b-C_c	1.208			
Iminocyanide radical HNCN		$N-H$	1.034	UV		
		$\angle HNC$	116.5			
		$\angle NCN$	~180			
Iodocynoacetylene $I-C \equiv C-C \equiv N$		$I-C_a$	1.985	MW		
		C_b-C_c	1.370			
Iodocynoacetylene $I-C \equiv C-C \equiv N$		C_a-C_b	1.207	MW		
		C_c-N	1.160			

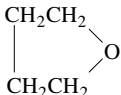
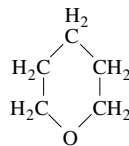
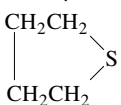
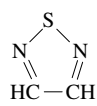
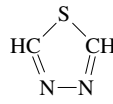
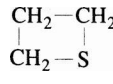
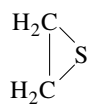
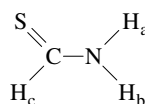
Compound	Structure		Method
Isobutane (C _b H ₃) ₃ C _a H	C _a —H	1.122	C _b —H 1.113
	C _a —C _b	1.535	∠C _b C _a C _b 110.8
	∠C _a C _b H	111.4	
Isobutylene → 2-Methylpropene			
Ketene CH ₂ =C=O	C—C	1.317	C—O 1.161
	C—H	1.080	∠HCH 123.0
Malononitrile C _a H ₂ (C _b N) ₂	C—H	1.091	C—C 1.480
	C—N	1.147	∠CCC 110.4
	∠HCH	108.4	∠CCN 176.6
(The two N atoms are bent away from each other in the plane of C _b —C _a —C _b)			
Methane CH ₄	C—H (r _e)	1.0870	(T _d)
Methanethiol CH ₃ SH	C—H	1.09	C—S 1.819
	S—H	1.34	∠HSC 96.5
	∠HCH	109.8	
angle between the CH ₃ symmetry axis and the C—S bond 2.2. (The axis of the CH ₃ group is tilted away from the H atom with respect to the C—S bond.)			
Methanol CH ₃ OH	C—H	1.0936	C—O 1.4246
	O—H	0.9451	∠HCH 108.63
	∠COH	108.53	
angle between the CH ₃ symmetry axis and the C—O bond 3.27 (The axis of the CH ₃ group is tilted away from the H atom with respect to the C—O bond.)			
Methyl radical ·CH ₃	C—H	1.08	planar
<i>N</i> -Methylacetamide			C _a —C _b 1.520
			N—C _c 1.469
			C—H 1.107
	C _b —N	1.386	C _b —O 1.225
	∠C _b NC _c	119.7	
∠NC _b O	121.8		
∠C _a C _b N	114.1		
Methylacetylene → Propyne			
Methylal → Dimethoxymethane			
Methylamine CH ₃ NH ₂	N—H	1.010	C—N 1.471
	C—H	1.099	∠HNH 107.1
	∠HNC	110.3	∠HCH 108.0
dihedral angle between the CH ₃ symmetry axis and the C—N bond (The axis of the CH ₃ group is tilted away from the NH ₂ group with respect to the C—N bond.) 2.9			
Methyl azide			C—H 1.09
			C—N _a 1.468
			N _a —N _b 1.216
	N _b —N _c	1.113	∠CN _a N _b 116.8
NNN linear			
Methyl bromide CH ₃ Br	C—H (r _e)	1.086	C—Br (r _e) 1.933
	∠HCH (θ _e)	111.2	(C _{3v})
Methyl chloride CH ₃ Cl	C—H	1.090	C—Cl 1.785
	∠HCH	110.8	
Methyldiazirine			C—C 1.501
	C—N	1.481	∠NCN 49.3
	N—N	1.235	
dihedral angle between the CNN plane and the C—C bond 122.3			
Methylene :CH ₂	C—H	1.078	∠HCH 130
Methylenecyclopropane			C _a —C _b 1.332
			C _b —C _c 1.457
			C _c —C _c 1.542
	C _c —H	1.09	∠C _c C _b C _c 63.9

Compound	Structure		Method		
3-Methyleneoxetane	$\angle HC_aH$	114.3	$\angle HC_cH$	113.5	
	dihedral angle between the C_cH_2 plane and the C_c-C_c bond			150.8	
			C_b-C_c	1.52	
			C_c-O	1.45	
			C_a-C_b	1.33	
Methyl fluoride CH_3F	$C-H$	1.09 (assumed)	$\angle C_cC_bC_c$	87	
	$\angle HC_cH$	114 (assumed)	$\angle HC_aH$	120 (assumed)	
	$C-H (r_e)$	1.095			
Methyl formate	$C-F (r_e)$	1.382	$\angle HCH (\theta_e)$	110.45 (C_{3v})	
			C_a-H	1.08	
		C_b-O_b	1.206		
		$C-O$ (average)	1.393		
		C_b-H	1.101 (assumed)		
Methylgermane CH_3GeH_3	$\angle O_aC_bO_b$	127	$\angle COC$	114	
	$\angle O_aC_aH$	110			
	$C-H$	1.083	$Ge-H$	1.529	
	$C-Ge$	1.945	$\angle HCH$	108.4	
Methyl hypochlorite CH_3OCl	$\angle HGeH$	109.3			
	$C-H$	1.103	$O-Cl$	1.674	
	$O-C$	1.389	$\angle HCH$	109.6	
Methyldyne radical $:CH$	$\angle COCl$	112.8			
	$C-H (r_e)$	1.1198			
Methyldyne phosphide HCP	$H-C (r_e)$	1.0692	$C-P (r_e)$	1.5398	
Methyl iodide CH_3I	$C-H (r_e)$	1.084	$C-I (r_e)$	2.132	
	$\angle HCH (\theta_e)$	111.2	(C_{3v})		
Methyl isocyanide	$C_aH_3-N \equiv C_b$	C_a-H	1.102	C_a-N	1.424
	$N-C_b$	1.166	$\angle NC_aH$	109.12	
Methylketene			$O-C_a$	1.171	
			C_b-C_c	1.518	
			C_c-H	1.10	
	C_a-C_b	1.306	C_b-H	1.083	
	$\angle OC_aC_b$	180.5	$\angle C_aC_bC_c$	122.6	
	$\angle C_aC_bH$	113.7	$\angle C_cC_bH$	123.7	
	$\angle HCH$	109.2			
Methylmercury chloride CH_3HgCl	$Hg-Cl$	2.282	$C-H$	1.15	
	$Hg-C$	1.99	(C_{3v})		
Methyl nitrate			$C-H_a$	1.10	
			$C-H_b$	1.09	
			$C-O$	1.437	
			$O-N$	1.402	
	$N-O_a$	1.205	$N-O_b$		
	$\angle OCH_a$	110	$\angle OCH_b$	103	
	$\angle CON$	112.7	$\angle ONO_a$	118.1	
	$\angle ONO_b$	112.4			
Methylphosphine CH_3PH_2	$C-P$	1.858	$C-H$	1.094	
2-Methylpropane \rightarrow Isobutane					
2-Methylpropene			C_a-H	1.119	
			C_c-H_c	1.10	
			C_a-C_b	1.508	
			C_b-C_c	1.342	
	$\angle HC_aC_b$	111.4	$\angle H_cC_cH_c$	118.5	
	(average)				
	$\angle C_aC_bC_a$	115.6	$\angle C_aC_bC_c$	122.2	
$\angle HC_aH$	107.9	$\angle C_bC_cH$	121		

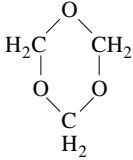
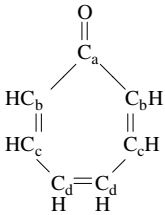
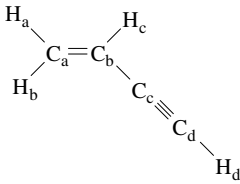
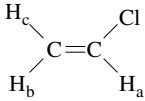
Compound	Structure				Method			
Methylsilane CH_3SiH_3	C—H	1.093	C—Si	1.867	MW			
	Si—H	1.485	$\angle\text{HCH}$	107.7				
Methylstannane CH_3SnH_3	$\angle\text{HSiH}$	108.3	(C_{3v})		MW			
	C—Sn	2.143	Sn—H	1.700				
Methyl thiocyanate	C_aH_3	S— C_b	1.684	S— C_a	1.824	MW		
		$\text{C}_b\text{—N}$	1.170	C—H	1.081			
Naphthalene	$\angle\text{C}_a\text{SC}_b$	99.0	$\angle\text{HCH}$	110.6	$\angle\text{HCS}$	108.3	ED	
				$\text{C}_a\text{—C}_b$	1.37			
				$\text{C}_b\text{—C}_b$	1.41			
				$\text{C}_a\text{—C}_c$	1.42			
				$\text{C}_c\text{—C}_c$	1.42			
				C—C (average)	1.40			
				$\angle\text{C}_a\text{C}_c\text{C}_c$	119.4			
Neopentane $\text{C}(\text{CH}_3)_4$	C—C	1.537	C—H	1.114	ED			
	$\angle\text{CCH}$	112						
Nickelocene → Bis (cyclopentadienyl) nickel								
Nitromethane CH_3NO_2	C—H	1.088 (assumed)	C—N	1.489	MW			
	N—O	1.224	$\angle\text{NCH}$	107				
	$\angle\text{ONO}$	125.3						
<i>N</i> -Nitrosodimethylamine $(\text{CH}_3)_2\text{NNO}$	N—O	1.235	N—N	1.344	ED			
	C—N	1.461	$\angle\text{ONN}$	113.6				
	$\angle\text{CNC}$	123.2	$\angle\text{CNN}$	116.4				
Nitrosomethane CH_3NO	C—N	1.49	N—O	1.22	MW			
	C—H	1.084	$\angle\text{CNO}$	112.6				
	$\angle\text{NCH}$	109.0						
Norbornane → Bicyclo[2.2.1]heptane								
Norbornadiene → Bicyclo[2.2.1]hepta-2,5-diene								
1,2,5-Oxadiazole		O—N	1.380	$\angle\text{NON}$	110.4	MW		
		C—N	1.300	$\angle\text{ONC}$	105.8			
		C—C	1.421	$\angle\text{CCN}$	109.0			
		C—H	1.076	$\angle\text{CCH}$	130.2			
		$\angle\text{NCH}$	120.9	planar				
1,3,4-Oxadiazole		O—C	1.348	$\angle\text{COC}$	102.0	MW		
		C—N	1.297	$\angle\text{OCN}$	113.4			
		N—N	1.399	$\angle\text{CNN}$	105.6			
		C—H	1.075	$\angle\text{OCH}$	118.1			
		$\angle\text{NCH}$	128.5	planar				
Oxalic acid		C—C	1.544			ED		
		C— O_a	1.205					
		C— O_b	1.336					
		$\text{O}_b\text{—H}$	1.05					
		$\angle\text{CCO}_a$	123.1					
		$\angle\text{O}_a\text{CO}_b$	125.0					
		$\angle\text{CO}_b\text{H}$	104					
Oxalyl dichloride		C—O	1.182		ED			
		C—C	1.534					
		C—Cl	1.744					
	$\angle\text{CCO}$	124.2	$\angle\text{CCCl}$	111.7				
Oxetane						MW		
		C—O	1.448					
		C—C	1.546					
		C—H (average)	1.090					
		$\angle\text{COC}$	92					

Compound	Structure	Method		
	$\angle CCC$ 85	$\angle OCC$ 92		
	$\angle HCH$ 109.9			
	(average)			
Oxirane \rightarrow Ethylene oxide				
Phenol		$C-C$ (average) 1.397 C_b-H 1.084 C_c-H 1.076 C_d-H 1.082 $C-O$ 1.364 $O-H$ 0.956 $\angle COH$ 109.0	MW	
Phosphirane		$C-P$ 1.867 $C-C$ 1.502 $\angle CPC$ 47.4	$P-H$ 1.43 $C-H$ 1.09 $\angle HCH$ 114.4	MW
Piperazine		$\angle HPC$ 95.2 $\angle CCH$ 118 dihedral angle between the PCC plane and the PH bond 95.7	$C-C$ 1.540 $C-N$ 1.467 $C-H$ 1.110	ED
Pivalonitrile ($C_4H_9C \equiv N$)	$\angle CNC$ 109.0	$\angle CCN$ 110.4 (C_{2h})	C_a-N 1.159 $\angle C_c C_b C_c$ 110.5	MW
Propadiene \rightarrow Allene				
Propane	$C-C$ 1.532	$C-H$ 1.107	ED	
C_3H_8	$\angle CCC$ 112	$\angle HCH$ 107		
Propenal \rightarrow Acrylaldehyde				
Propene		C_a-H_a 1.104 C_a-C_b 1.341 C_c-H_d 1.117 C_b-C_c 1.506 $\angle C_b C_a H_{a,b,c}$ 121.3	$\angle C_b C_c H_d$ 110.7 $\angle C_a C_b C_c$ 124.3	ED, MW
l-Propenyl chloride	$CH_3-C_bH=C_aH-Cl$ C_a-Cl 1.728		MW	
Propiolaldehyde	$\angle C_b C_a Cl$ 121.9	<i>trans</i> conformer		
	$H_a C_a \equiv C_b - C_c H_c O$	C_a-H_a 1.085 C_b-C_c 1.453 C_c-O 1.214 $\angle C_b C_c O$ 124.2 $\angle C_a C_b C_c$ 178.6	$\angle C_b C_c H_c$ 113.7 planar	ED, MW
Propylene \rightarrow Propene				
Propylene oxide		C_a-C_b 1.51 $\angle C_a C_b C_c$ 121.0 dihedral angle between the $C_b C_c O$ plane and the $C_a C_b$ bond 123.8	MW	
Propynal \rightarrow Propiolaldehyde				
Propyne	$H_3 C_c - C_b \equiv C_a H$	C_c-H 1.105 C_b-C_a 1.206 $\angle HC_c C_b$ 110.2	MW	
	C_c-C_b 1.459 C_a-H 1.056			
Pyrazine		$C-C$ 1.339 $C-H$ 1.115 $\angle CCH$ 123.9	$C-N$ 1.403 $\angle CCN$ 115.6	ED
Pyridazine		$N-C_a$ 1.341 C_a-C_b 1.393 $N-N$ 1.330 C_b-C_b 1.375	ED, MW	
	$\angle NCC$ 123.7	$\angle NNC$ 119.3		

Compound	Structure			Method		
Pyridine		N—C _a	1.340	MW		
		C _b —C _c	1.394			
		C _b —H _b	1.081			
		C _a —C _b	1.395			
		C _a —H _a	1.084			
		C _c —H _c	1.077			
		∠C _a NC _a	116.8		∠NC _a C _b	123.9
∠C _a C _b C _c	118.5	∠C _b C _c C _b	118.3			
∠NC _a H _a	115.9	∠C _c C _b H _b	121.3			
Pyrimidine		N—C	1.340	ED		
		∠NCN	127.6		C—C	1.393
		(C _{2v} assumed)			∠CNC	115.5
Pyrrole		N—C _a	1.370	MW		
		C _b —C _b	1.417			
		C _a —C _b	1.382			
		N—H	0.996			
		C _a —H _a	1.076			
		C _b —H _b	1.077		∠C _a NC _a	109.8
		∠NC _a C _b	107.7		∠C _a C _b C _b	107.4
∠NC _a H _a	121.5	∠C _b C _b H	127.1			
Pyruvitrile		C—H	1.12	ED, MW		
		C—N	1.17			
		C—O	1.208			
		C _b —C _c	1.477			
		C _a —C _b	1.518		∠HCH	109.2
		∠C _a C _b O	124.5		∠C _a C _b C _c	114.2
∠CCN	179					
Ruthenocene → Bis (cyclopentadienyl) ruthenium						
Silacyclobutane		Si—C	1.892	ED		
		C—C	1.600			
		Si—H	1.47			
		C—H	1.14		∠CSiC	80.7
		∠SiCC	84.8		∠CCC	99.8
					dihedral angle between the CCC and CSiC planes	146
Spiropentane		C _b —C _b	1.52	ED		
		C _a —C _b	1.47			
		C—H	1.09			
		∠C _b C _a C _b	62			
		∠HCH	118		(D _{2d})	
Succinonitrile		C—C	1.561	ED		
		C—N	1.161		C—C(N)	1.465
		∠CCC	110.4		C—H	1.09
					fraction of the <i>anti</i> conformer at 170°C 74%, dihedral angle of CCCC for the <i>gauche</i> conformer	75
Tetrachloroethylene		C—Cl	1.718	ED		
		∠ClCCl	115.7		C—C	1.354
Tetracyanoethylene		C—N	1.162	ED		
		C=C	1.357		C—C	1.435
Tetrafluoro-1,3-dithietane		C—S	1.785	ED		
		C—F	1.314			
		∠CSC	83.2			
		∠FCS	113.7		(D _{2h} assumed)	
Tetrafluoroethylene		C—C	1.31	ED		
		∠CCF	123.8		C—F	1.319
				(D _{2h} assumed)		

Compound	Structure				Method
Tetrahydrofuran 	C—H C—C	1.115 1.536	C—O	1.428	ED
	The skeletal bending vibration of the molecular plane is essentially free pseudorotation				
Tetrahydropyran 			C—O C—C C—H \angle COC \angle OCC	1.420 1.531 1.116 111.5 111.8	ED
	\angle CCC (C) chair form	108	\angle CCC (O)	111	
Tetrahydrothiophene 	C—S C—C \angle SCC	1.839 1.536 106.1	C—H \angle CSC \angle CCC	1.120 93.4 105.0	
Tetramethylgermane (CH ₃) ₄ Ge	Ge—C \angle GeCH	1.945 108	C—H (T _d excluding the H atoms)	1.12	ED
Tetramethyllead (CH ₃) ₄ Pb	Pb—C	2.238	(T _d excluding the H atoms)		ED
Tetramethylsilane (CH ₃) ₄ Si	C—H \angle HCH	1.115 109.8	C—Si (T _d excluding the H atoms)	1.875	ED
Tetramethylstannane (CH ₃) ₄ Sn	C—Sn C—H	2.144 1.12	(T _d excluding the H atoms)		ED
1,2,5-Thiadiazole 	S—N C—N C—C C—H	1.631 1.328 1.420 1.079	\angle NSN \angle CCN \angle CCH planar	99.6 113.8 126.2	MW
1,3,4-Thiadiazole 	S—C N—N C—N C—H \angle NCH	1.721 1.371 1.302 1.08 123.5	\angle CSC \angle SCN \angle CCN \angle SCH	86.4 114.6 112.2 121.9	MW
Thietane 			C—S C—C C—H (average) \angle CSC 76.8 \angle HCH (average) 112 dihedral angle between the CCC and CSC planes 154	1.847 1.549 1.100 112	ED, MW
Thiirane 	C—C C—H C—S	1.484 1.083 1.815	\angle HCH \angle CSC \angle CCS	116 48.3 65.9	MW
	dihedral angle between the CH ₂ plane and the C—C bond 152				
Thioformaldehyde CH ₂ S	C—S \angle HCH	1.611 116.9	C—H	1.093	MW
Thioformamide 	C—S \angle H _a NH _b \angle H _b NC \angle NCH _c	1.626 121.7 120.4 108	N—H _a N—H _b C—N C—H _c \angle H _a NC \angle NCS \angle SCH _c	1.002 1.007 1.358 1.10 117.9 125.3 127	MW
Thiolane → Tetrahydrothiophene					

Compound	Structure				Method
Thiophene					
		C _a —H _a	1.078		MW
		C _b —H _b	1.081		
		C _a —S	1.714		
		C _a —C _b	1.370		
		C _b —C _b	1.423		
		∠C _a SC _a	92.2		
		∠SC _a C _b	115.5		
		∠SC _a H _a	119.9		
		∠C _a C _b C _b	112.5		
		∠C _b C _b H _b	124.3		
Toluene		C—C (ring)	1.399	C—CH ₃	1.524
		C—H (average)	1.11		ED
		the difference between the C—H(CH ₃) and C—H(ring): about 0.01			
1,1,1-Tribromoethane		C—Br	1.93	C—H	1.095 (assumed)
CH ₃ CBr ₃		C—C	1.51 (assumed)	∠CCBr	108
		∠BrCBr	111	∠CCH	109.0 (assumed)
Tribromomethane → Bromoform					
Tri- <i>tert</i> -butyl methane		C _a —C _b	1.611	C—H	1.111
HC _a [C _b (C _c H ₃) ₃] ₃		C _b —C _c	1.548	∠C _a C _b C _c	113.0
Tricarbon dioxide		C—O	1.163	C—C	1.289
OCCCO		linear (with a large-amplitude bending vibration)			ED
Trichloroacetonitrile		C—N	1.165	C—C	1.460
CCl ₃ CN		C—Cl	1.763	∠ClCCl	110.0
1,1,1-Trichloroethane		C—H	1.090	C—C	1.541
CH ₃ CCl ₃		C—Cl	1.771	∠HCH	110.0
		∠CCH	108.9	∠ClCCl	109.4
		∠CCCl	109.6		
Trichloro(methyl)germane		Ge—Cl	2.132	Ge—C	1.89
CH ₃ GeCl ₃		C—H	1.103 (assumed)	∠ClGeCl	106.4
		∠GeCH	110.5 (assumed)		ED, MW
Trichloro(methyl)silane		C—Si	1.876	Si—Cl	2.021
CH ₃ SiCl ₃				(C _{3v})	MW
Trichloro(methyl)stannane		Sn—Cl	2.304	Sn—C	2.10
CH ₃ SnCl ₃		C—H	1.100	∠CSnCl	113.9
		∠ClSnCl	104.7	∠SnCH	108
Triethylenediamine → 1,4-Diazabicyclo					
[2.2.2]octane					
Trifluoroacetic acid		C—F	1.325		ED
		C—C	1.546		
		C—O _a	1.192		
		C—O _b	1.35	O—H	0.96 (assumed)
		∠CCO _a	126.8	∠CCO _b	111.1
		∠CCF	109.5		
1,1,1-Trifluoroethane		C—C	1.494	C—F	1.340
CH ₃ CF ₃		C—H	1.081	∠CCF	119.2
		∠CCH	112		ED
Trifluoromethane → Fluoroform					
1,1,1-Trifluoro-2,2,2-trichloroethane		C—C	1.54	C—F	1.33
CF ₃ CCl ₃		C—Cl	1.77	∠CCF	110
		∠CCCl	109.6	staggered conformation	MW
Trimethylaluminium		C—H	1.113	Al—C	1.957
(CH ₃) ₃ Al		∠AlCH	111.7	∠CAIC	120
Trimethylamine		C—N	1.458	C—H	1.100
(CH ₃) ₃ N		∠CNC	110.9	∠HCH	110
Trimethylarsine		C—As	1.979	∠CAsC	98.8
(CH ₃) ₃ As		∠AsCH	111.4		ED
Trimethylbismuth		Bi—C	2.263	C—H	1.07
(CH ₃) ₃ Bi		∠CBiC	97.1		ED
Trimethylborane		C—B	1.578	C—H	1.114
(CH ₃) ₃ B		∠CBC	120.0	∠BCH	112.5

Compound	Structure		Method		
Trimethyleneimine → Azetidine					
Trimethylphosphine (CH ₃) ₃ P	C—P ∠CPC	1.847 98.6	C—H ∠PCH	1.091 110.7	ED
1,3,5-Trioxane			C—O ∠OCO ∠COC	1.422 112.2 110.3	MW
Triphenylamine (C ₆ H ₅) ₃ N	C—C ∠CNC	1.392 116	C—N (C ₃)	1.42	ED
torsional dihedral angle of the two phenyl rings 47° (defined to be 0 when the symmetry axis is contained in the phenyl planes)					
Tropone			C _a —O C _a —C _b C _b —C _c C _c —C _d C _d —C _e ∠C _b C _a C _b ∠C _a C _b C _c	1.23 1.45 1.36 1.46 1.34 122 133	ED
	∠C _b C _c C _d	126	∠C _c C _d C _e (C _{2v})	130	
Vinylacetylene			C _b —C _c C _a —C _b C _c —C _d C _a —H _a C _d —H _d ∠C _a C _b C _c	1.434 1.344 1.215 1.11 1.09 123.1	ED, MW
	∠C _b C _c C _d	178	∠H _a C _a C _b	119	
	∠H _b C _a C _b	122	∠H _c C _b C _a	122	
	∠C _c C _d H _d	182			
Vinyl chloride			C—C C—Cl C—H	1.342 1.730 1.09	ED, MW
	∠CCCl	122.5	∠CCH _a	124	
	∠CCH _b	120	∠CCH _c	121.1	

DIPOLE MOMENTS

This table gives values of the electric dipole moment for about 800 molecules. When available, values determined by microwave spectroscopy, molecular beam electric resonance, and other high-resolution spectroscopic techniques were selected. Otherwise, the values come from measurements of the dielectric constant in the gas phase or, if these do not exist, in the liquid phase. Compounds are listed by molecular formula in Hill order; compounds not containing carbon are listed first, followed by compounds containing carbon.

The dipole moment μ is given in debye units (D). The conversion factor to SI units is $1 \text{ D} = 3.33564 \times 10^{-30} \text{ C m}$.

Dipole moments of individual conformers (rotational isomers) are given when they have been measured. The conformers are designated as *gauche*, *trans*, *axial*, etc. The meaning of these terms can be found in the references. In some cases an average value, obtained from measurements on the bulk gas, is also given. Other information on molecules that have been studied by spectroscopy, such as the components of the dipole moment in the molecular framework and the variation with vibrational state and isotopic species, is given in References 1 and 2.

When the accuracy of a value is explicitly stated (i.e., 1.234 ± 0.005), the stated uncertainty generally indicates two or three

standard deviations. When no uncertainty is given, the value may be assumed to be precise to a few units in the last decimal place. However, if more than three decimal places are given, the exact interpretation of the final digits may require analysis of the vibrational averaging.

Values measured in the gas phase that are questionable because of undetermined error sources are indicated as approximate (\approx). Values obtained by liquid phase measurements, which sometimes have large errors because of association effects, are enclosed in brackets, e.g., [1.8].

References

- Nelson, R. D., Lide, D. R., and Maryott, A. A., *Selected Values of Electric Dipole Moments for Molecules in the Gas Phase*, Natl. Stand. Ref. Data Ser. - Nat. Bur. Stnds. 10, 1967.
- Landolt-Börnstein, Numerical Data and Functional Relationships in Science and Technology, New Series*, II/6 (1974), II/14a (1982), II/14b (1983), II/19c (1992), Springer-Verlag, Heidelberg.
- Riddick, J. A., Bunger, W. B., and Sakano, T. K., *Organic Solvents, Fourth Edition*, John Wiley & Sons, New York, 1986.

Mol. form.	Name	μ/D
<i>Compounds not containing carbon</i>		
AgBr	Silver(I) bromide	5.62 \pm 0.03
AgCl	Silver(I) chloride	6.08 \pm 0.06
AgF	Silver(I) fluoride	6.22 \pm 0.30
AgI	Silver(I) iodide	4.55 \pm 0.05
AlF	Aluminum monofluoride	1.53 \pm 0.15
AsCl ₃	Arsenic(III) chloride	1.59 \pm 0.08
AsF ₃	Arsenic(III) fluoride	2.59 \pm 0.05
AsH ₃	Arsine	0.217 \pm 0.0003
BClH ₂	Chloroborane	0.75 \pm 0.05
BF	Fluoroborane(1)	\approx 0.5
BF ₂ H	Difluoroborane	0.971 \pm 0.010
B ₄ H ₁₀	Tetraborane	0.486 \pm 0.002
B ₅ H ₉	Pentaborane(9)	2.13 \pm 0.04
B ₆ H ₁₀	Hexaborane	2.50 \pm 0.05
BaO	Barium oxide	7.954 \pm 0.003
BaS	Barium sulfide	10.86 \pm 0.02
BrCl	Bromine chloride	0.519 \pm 0.004
BrF	Bromine fluoride	1.422 \pm 0.016
BrF ₃ Si	Bromotrifluorosilane	0.83 \pm 0.01
BrF ₃	Bromine pentafluoride	1.51 \pm 0.15
BrH	Hydrogen bromide	0.8272 \pm 0.0003
BrH ₃ Si	Bromosilane	1.319
BrI	Iodine bromide	0.726 \pm 0.003
BrK	Potassium bromide	10.628 \pm 0.001
BrLi	Lithium bromide	7.268 \pm 0.001
BrNO	Nitrosyl bromide	\approx 1.8
BrNa	Sodium bromide	9.1183 \pm 0.0006
BrO	Bromine monoxide	1.76 \pm 0.04
BrO ₂	Bromine dioxide	2.8 \pm 0.3
BrRb	Rubidium bromide	\approx 10.9
BrTl	Thallium(I) bromide	4.49 \pm 0.05
CaCl	Calcium monochloride	\approx 3.6
ClCs	Cesium chloride	10.387 \pm 0.004
ClF	Chlorine fluoride	0.888061

Mol. form.	Name	μ/D
ClFO ₃	Perchloryl fluoride	0.023 \pm 0.001
ClF ₃	Chlorine trifluoride	0.6 \pm 0.10
ClF ₃ Si	Chlorotrifluorosilane	0.636 \pm 0.004
ClGeH ₃	Chlorogermane	2.13 \pm 0.02
ClH	Hydrogen chloride	1.1086 \pm 0.0003
ClHO	Hypochlorous acid	\approx 1.3
ClH ₃ Si	Chlorosilane	1.31 \pm 0.01
ClI	Iodine chloride	1.24 \pm 0.02
ClIn	Indium(I) chloride	3.79 \pm 0.19
ClK	Potassium chloride	10.269 \pm 0.001
CLi	Lithium chloride	7.12887
ClNO ₂	Nitryl chloride	0.53
ClNS	Thionitrosyl chloride	1.87 \pm 0.02
ClNa	Sodium chloride	9.00117
ClO	Chlorine oxide	1.297 \pm 0.001
ClRb	Rubidium chloride	10.510 \pm 0.005
ClTl	Thallium(I) chloride	4.54299
Cl ₂ H ₂ Si	Dichlorosilane	1.17 \pm 0.02
Cl ₂ OS	Thionyl chloride	1.45 \pm 0.03
Cl ₂ O ₂ S	Sulfuryl chloride	1.81 \pm 0.04
Cl ₂ S	Sulfur dichloride	0.36 \pm 0.01
Cl ₃ FSi	Trichlorofluorosilane	0.49 \pm 0.01
Cl ₃ HSi	Trichlorosilane	0.86 \pm 0.01
Cl ₃ N	Nitrogen trichloride	0.39 \pm 0.01
Cl ₃ OP	Phosphorus(V) oxychloride	2.54 \pm 0.05
Cl ₃ P	Phosphorus(III) chloride	0.56 \pm 0.02
CrO	Chromium monoxide	3.88 \pm 0.13
CsF	Cesium fluoride	7.884 \pm 0.001
CsNa	Cesium sodium	4.75 \pm 0.20
CuF	Copper(I) fluoride	5.77 \pm 0.29
CuO	Copper(II) oxide	4.5 \pm 0.5
FGa	Gallium monofluoride	2.45 \pm 0.05
FGeH ₃	Fluorogermane	2.33 \pm 0.12
FH	Hydrogen fluoride	1.826178
FHO	Hypofluorous acid	2.23 \pm 0.11

Mol. form.	Name	μ/D	Mol. form.	Name	μ/D
FH ₂ N	Fluoramide	2.27 ± 0.18	H ₄ N ₂	Hydrazine	1.75 ± 0.09
FH ₃ Si	Fluorosilane	1.2969 ± 0.0006	H ₆ OSi ₂	Disiloxane	0.24 ± 0.02
FI	Iodine fluoride	1.948 ± 0.020	IK	Potassium iodide	≈10.8
FIIn	Indium(I) fluoride	3.40 ± 0.07	ILi	Lithium iodide	7.428 ± 0.001
FK	Potassium fluoride	8.585 ± 0.003	INa	Sodium iodide	9.236 ± 0.003
FLi	Lithium fluoride	6.3274 ± 0.0002	IO	Iodine monoxide	2.45 ± 0.05
FNO	Nitrosyl fluoride	1.730 ± 0.003	IRb	Rubidium iodide	≈11.5
FNO ₂	Nitryl fluoride	0.466 ± 0.005	ITl	Thallium(I) iodide	4.61 ± 0.07
FNS	Thionitrosyl fluoride (NSF)	1.902 ± 0.012	KLi	Lithium potassium	3.45 ± 0.20
FN ₃	Fluorine azide	≈1.3	KNa	Potassium sodium	2.693 ± 0.014
FNa	Sodium fluoride	8.156 ± 0.001	LaO	Lanthanum monoxide	3.207 ± 0.011
FO	Fluorine oxide	0.0043 ± 0.0004	LiNa	Lithium sodium	0.463 ± 0.002
FRb	Rubidium fluoride	8.5465 ± 0.0005	LiO	Lithium monoxide	6.84 ± 0.03
FS	Sulfur monofluoride	0.794 ± 0.02	LiRb	Lithium rubidium	4.0 ± 0.1
FTl	Thallium(I) fluoride	4.2282 ± 0.0008	MgO	Magnesium oxide	6.2 ± 0.6
F ₂ Ge	Germanium(II) fluoride	2.61 ± 0.02	NO	Nitric oxide	0.15872
F ₂ HN	Difluoramine	1.92 ± 0.02	NO ₂	Nitrogen dioxide	0.316 ± 0.010
F ₂ H ₂ Si	Difluorosilane	1.55 ± 0.02	NP	Phosphorus nitride	2.7470 ± 0.0001
F ₂ N ₂	<i>cis</i> -Difluorodiazine	0.16 ± 0.01	NS	Nitrogen sulfide	1.81 ± 0.02
F ₂ O	Fluorine monoxide	0.308180	N ₂ O	Nitrous oxide	0.16083
F ₂ OS	Thionyl fluoride	1.63 ± 0.01	N ₂ O ₃	Nitrogen trioxide	2.122 ± 0.010
F ₂ O ₂	Fluorine dioxide	1.44 ± 0.07	NaRb	Rubidium sodium	3.1 ± 0.3
F ₂ O ₂ S	Sulfuryl fluoride	1.12 ± 0.02	OP	Phosphorus monoxide	1.88 ± 0.07
F ₂ S	Sulfur difluoride	1.05 ± 0.05	OPb	Lead(II) oxide	4.64 ± 0.50
F ₂ Si	Difluorosilylene	1.23 ± 0.02	OS	Sulfur monoxide	1.55 ± 0.02
F ₃ HSi	Trifluorosilane	1.27 ± 0.03	OS ₂	Sulfur oxide (SSO)	1.47 ± 0.03
F ₃ H ₃ Si ₂	1,1,1-Trifluorodisilane	2.03 ± 0.10	OSi	Silicon monoxide	3.0982
F ₃ ISi	Trifluoroiodosilane	1.11 ± 0.03	OSn	Tin(II) oxide	4.32 ± 0.22
F ₃ N	Nitrogen trifluoride	0.235 ± 0.004	OSr	Strontium oxide	8.900 ± 0.003
F ₃ NO	Trifluoramine oxide	0.0390 ± 0.0004	OTi	Titanium(II) oxide	2.96 ± 0.05
F ₃ OP	Phosphorus(V) oxyfluoride	1.8685 ± 0.0001	OY	Yttrium monoxide	4.524 ± 0.007
F ₃ P	Phosphorus(III) fluoride	1.03 ± 0.01	OZr	Zirconium(II) oxide	2.55 ± 0.01
F ₃ PS	Phosphorus(V) sulfide trifluoride	0.64 ± 0.02	O ₂ S	Sulfur dioxide	1.63305
F ₄ N ₂	Tetrafluorohydrazine (<i>gauche</i>)	0.257 ± 0.002	O ₂ Se	Selenium dioxide	2.62 ± 0.05
F ₄ S	Sulfur tetrafluoride	0.632 ± 0.003	O ₂ Zr	Zirconium(IV) oxide	7.80 ± 0.02
F ₄ Se	Selenium tetrafluoride	1.78 ± 0.09	O ₃	Ozone	0.53373
F ₅ I	Iodine pentafluoride	2.18 ± 0.11	PbS	Lead(II) sulfide	3.59 ± 0.18
GeH ₃ N ₃	Germylazide	2.579 ± 0.003	SSi	Silicon monosulfide	1.73 ± 0.09
GeO	Germanium(II) oxide	3.2823 ± 0.0001	SSn	Tin(II) sulfide	3.18 ± 0.16
GeS	Germanium(II) sulfide	2.00 ± 0.06	Compounds containing carbon		
GeSe	Germanium(II) selenide	1.65 ± 0.05	CBrF ₃	Bromotrifluoromethane	0.65 ± 0.05
GeTe	Germanium(II) telluride	1.06 ± 0.07	CBr ₂ F ₂	Dibromodifluoromethane	0.66 ± 0.05
HI	Hydrogen iodide	0.448 ± 0.001	CClF ₃	Chlorotrifluoromethane	0.50 ± 0.01
HKO	Potassium hydroxide	7.415 ± 0.002	CClN	Cyanogen chloride	2.8331 ± 0.0002
HLi	Lithium hydride	5.884 ± 0.001	CCl ₂ F ₂	Dichlorodifluoromethane	0.51 ± 0.05
HLiO	Lithium hydroxide	4.754 ± 0.002	CCl ₂ O	Carbonyl chloride	1.17 ± 0.01
HN	Imidogen	1.39 ± 0.07	CCl ₃ F	Trichlorofluoromethane	0.46 ± 0.02
HNO	Nitrosyl hydride	1.62 ± 0.03	CF	Fluoromethylidyne	0.645 ± 0.005
HNO ₂	Nitrous acid (<i>cis</i>)	1.423 ± 0.005	CFN	Cyanogen fluoride	2.120 ± 0.001
HNO ₂	Nitrous acid (<i>trans</i>)	1.855 ± 0.016	CF ₂	Difluoromethylene	0.47 ± 0.02
HNO ₃	Nitric acid	2.17 ± 0.02	CF ₂ O	Carbonyl fluoride	0.95 ± 0.01
HN ₃	Hydrazoic acid	1.70 ± 0.09	CF ₃ I	Trifluoroiodomethane	1.048 ± 0.003
HO	Hydroxyl	1.655 ± 0.001	CH	Methylidyne	≈1.46
HS	Mercapto	0.7580 ± 0.0001	CHBrCIF	Bromochlorofluoromethane	1.5 ± 0.3
H ₂ O	Water	1.8546 ± 0.0040	CHBr ₃	Tribromomethane	0.99 ± 0.02
H ₂ O ₂	Hydrogen peroxide	1.573 ± 0.001	CHClF ₂	Chlorodifluoromethane	1.42 ± 0.03
H ₂ S	Hydrogen sulfide	0.97833	CHCl ₂ F	Dichlorofluoromethane	1.29 ± 0.03
H ₃ N	Ammonia	1.4718 ± 0.0002	CHCl ₃	Trichloromethane	1.04 ± 0.02
H ₃ NO	Hydroxylamine	0.59 ± 0.05	CHFO	Formyl fluoride	2.081 ± 0.001
H ₃ P	Phosphine	0.5740 ± 0.0003	CHF ₂ N	Carboimidic difluoride	1.393 ± 0.001
H ₃ Sb	Stibine	0.12 ± 0.05	CHF ₃	Trifluoromethane	1.65150

Mol. form.	Name	μ/D	Mol. form.	Name	μ/D
CHN	Hydrogen cyanide	2.985188	C ₂ HF ₃ O ₂	Trifluoroacetic acid	2.28 ± 0.25
CHN	Hydrogen isocyanide	3.05 ± 0.15	C ₂ HI	Iodoacetylene	0.02525
CHNO	Isocyanic acid (HNCO)	≈1.6	C ₂ H ₂ Br ₄	1,1,2,2-Tetrabromoethane	[1.38]
CHNO	Fulminic acid	3.09934	C ₂ H ₂ Cl ₂	1,1-Dichloroethene	1.34 ± 0.01
CH ₂ BrCl	Bromochloromethane	[1.66]	C ₂ H ₂ Cl ₂	<i>cis</i> -1,2-Dichloroethene	1.90 ± 0.04
CH ₂ Br ₂	Dibromomethane	1.43 ± 0.03	C ₂ H ₂ Cl ₂ O	Chloroacetyl chloride	2.23 ± 0.11
CH ₂ ClF	Chlorofluoromethane	1.82 ± 0.04	C ₂ H ₂ Cl ₄	1,1,2,2-Tetrachloroethane	1.32 ± 0.07
CH ₂ Cl ₂	Dichloromethane	1.60 ± 0.03	C ₂ H ₂ F ₂	1,1-Difluoroethene	1.3893 ± 0.0002
CH ₂ F ₂	Difluoromethane	1.9785 ± 0.02	C ₂ H ₂ F ₂	<i>cis</i> -1,2-Difluoroethene	2.42 ± 0.02
CH ₂ I ₂	Diiodomethane	[1.08]	C ₂ H ₂ F ₄	1,1,1,2-Tetrafluoroethane	1.80 ± 0.22
CH ₂ N ₂	Diazomethane	1.50 ± 0.01	C ₂ H ₂ N ₂ S	1,2,5-Thiadiazole	1.579 ± 0.007
CH ₂ N ₂	Cyanamide	4.28 ± 0.10	C ₂ H ₂ O	Ketene	1.42215
CH ₂ N ₄	1H-Tetrazole	2.19 ± 0.05	C ₂ H ₂ O ₂	Glyoxal (<i>cis</i>)	4.8 ± 0.2
CH ₂ O	Formaldehyde	2.332 ± 0.002	C ₂ H ₃ Br	Bromoethene	1.42 ± 0.03
CH ₂ O ₂	Formic acid	1.425 ± 0.002	C ₂ H ₃ Cl	Chloroethene	1.45 ± 0.03
CH ₂ S	Thioformaldehyde	1.6491 ± 0.0004	C ₂ H ₃ ClF ₂	1-Chloro-1,1-difluoroethane	2.14 ± 0.04
CH ₂ Se	Selenoformaldehyde	1.41 ± 0.01	C ₂ H ₃ ClO	Acetyl chloride	2.72 ± 0.14
CH ₃ BCl ₂	Dichloromethylborane	1.419 ± 0.013	C ₂ H ₃ Cl ₃	1,1,1-Trichloroethane	1.755 ± 0.015
CH ₃ BF ₂	Difluoromethylborane	1.668 ± 0.003	C ₂ H ₃ Cl ₃	1,1,2-Trichloroethane	[1.4]
CH ₃ BO	Borane carbonyl	1.698 ± 0.020	C ₂ H ₃ F	Fluoroethene	1.468 ± 0.003
CH ₃ Br	Bromomethane	1.8203 ± 0.0004	C ₂ H ₃ FO	Acetyl fluoride	2.96 ± 0.03
CH ₃ Cl	Chloromethane	1.8963 ± 0.0002	C ₂ H ₃ F ₃	1,1,1-Trifluoroethane	2.3470 ± 0.005
CH ₃ Cl ₃ Si	Methyltrichlorosilane	1.91 ± 0.01	C ₂ H ₃ HgN	Cyanomethylmercury	4.7 ± 0.1
CH ₃ F	Fluoromethane	1.858 ± 0.002	C ₂ H ₃ I	Iodoethene	1.311 ± 0.005
CH ₃ F ₂ OP	Methylphosphonic difluoride	3.69 ± 0.26	C ₂ H ₃ N	Acetonitrile	3.92519
CH ₃ F ₂ P	Methyldifluorophosphine	2.056 ± 0.006	C ₂ H ₃ NO	Methyl cyanate	4.26 ± 0.18
CH ₃ F ₃ Si	Trifluoromethylsilane	2.3394 ± 0.0002	C ₂ H ₃ NO	Methyl isocyanate	≈2.8
CH ₃ F ₃ Si	(Trifluoromethyl)silane	2.32 ± 0.02	C ₂ H ₃ NS	Methyl isothiocyanate	3.453 ± 0.003
CH ₃ I	Iodomethane	1.6406 ± 0.0004	C ₂ H ₃ N ₃	1H-1,2,4-Triazole	2.7 ± 0.1
CH ₃ NO	Formamide	3.73 ± 0.07	C ₂ H ₄ BrCl	1-Bromo-2-chloroethane	[1.2]
CH ₃ NO ₂	Nitromethane	3.46 ± 0.02	C ₂ H ₄ Br ₂	1,2-Dibromoethane	[1.19]
CH ₃ N ₃	Methyl azide	2.17 ± 0.04	C ₂ H ₄ ClF	1-Chloro-1-fluoroethane	2.068 ± 0.014
CH ₄ O	Methanol	1.70 ± 0.02	C ₂ H ₄ Cl ₂	1,1-Dichloroethane	2.06 ± 0.04
CH ₄ O ₂	Methylhydroperoxide	≈0.65	C ₂ H ₄ Cl ₂	1,2-Dichloroethane	[1.83]
CH ₄ S	Methanethiol	1.52 ± 0.08	C ₂ H ₄ F ₂	1,1-Difluoroethane	2.27 ± 0.05
CH ₃ FSi	Fluoromethylsilane	1.700 ± 0.008	C ₂ H ₄ F ₂	1,2-Difluoroethane (<i>gauche</i>)	2.67 ± 0.13
CH ₃ ISi	Iodomethylsilane	1.862 ± 0.005	C ₂ H ₄ O	Acetaldehyde	2.750 ± 0.006
CH ₃ N	Methylamine	1.31 ± 0.03	C ₂ H ₄ O	Ethylene oxide	1.89 ± 0.01
CH ₆ OSi	Methyl silyl ether	1.15 ± 0.02	C ₂ H ₄ O ₂	Acetic acid	1.70 ± 0.03
CH ₆ Si	Methylsilane	0.73456	C ₂ H ₄ O ₂	Methyl formate	1.77 ± 0.04
CH ₈ B ₂	Methyldiborane(6)	0.566 ± 0.006	C ₂ H ₄ O ₂	Glycolaldehyde	2.73 ± 0.05
CIN	Cyanogen iodide	3.67 ± 0.02	C ₂ H ₄ Br	Bromoethane	2.04 ± 0.02
CO	Carbon monoxide	0.10980	C ₂ H ₅ Cl	Chloroethane	2.05 ± 0.02
COS	Carbon oxysulfide	0.715189	C ₂ H ₅ ClO	2-Chloroethanol	1.78 ± 0.09
COSe	Carbon oxyselenide	0.73 ± 0.02	C ₂ H ₅ Cl ₃ Si	Trichloroethylsilane	[2.04]
CS	Carbon monosulfide	1.958 ± 0.005	C ₂ H ₅ F	Fluoroethane	1.937 ± 0.007
CSe	Carbon monoselenide	1.99 ± 0.04	C ₂ H ₅ I	Iodoethane	1.976 ± 0.002
C ₂ BrF	Bromofluoroacetylene	0.448 ± 0.002	C ₂ H ₅ N	Ethyleneimine	1.90 ± 0.01
C ₂ ClF ₃	Chlorotrifluoroethene	0.40 ± 0.10	C ₂ H ₅ NO	Acetamide	3.68 ± 0.03
C ₂ ClF ₅	Chloropentafluoroethane	0.52 ± 0.05	C ₂ H ₅ NO	<i>N</i> -Methylformamide	3.83 ± 0.08
C ₂ Cl ₂ F ₂	1,1-Dichloro-2,2-difluoroethene	0.50	C ₂ H ₅ NO ₂	Nitroethane	3.23 ± 0.03
C ₂ Cl ₂ F ₄	1,2-Dichloro-1,1,2,2-tetrafluoroethane	≈0.5	C ₂ H ₆ O	Ethanol (<i>gauche</i>)	1.68 ± 0.03
C ₂ F ₃ N	Trifluoroacetoneitrile	1.262 ± 0.010	C ₂ H ₆ O	Ethanol (<i>trans</i>)	1.44 ± 0.03
C ₂ F ₃ N	Trifluoroisocyanomethane	1.153 ± 0.010	C ₂ H ₆ O	Ethanol (<i>average</i>)	1.69 ± 0.03
C ₂ HBr	Bromoacetylene	0.22962	C ₂ H ₆ O	Dimethyl ether	1.30 ± 0.01
C ₂ HCl	Chloroacetylene	0.44408	C ₂ H ₆ OS	Dimethyl sulfoxide	3.96 ± 0.04
C ₂ HCl ₃	Trichloroethene	[0.8]	C ₂ H ₆ O ₂	Ethylene glycol (<i>average</i>)	2.36 ± 0.10
C ₂ HCl ₅	Pentachloroethane	0.92 ± 0.05	C ₂ H ₆ S	Ethanethiol (<i>gauche</i>)	1.61 ± 0.08
C ₂ HF	Fluoroacetylene	0.7207 ± 0.0003	C ₂ H ₆ S	Ethanethiol (<i>trans</i>)	1.58 ± 0.08
C ₂ HF ₃	Trifluoroethene	1.32 ± 0.03	C ₂ H ₆ S	Dimethyl sulfide	1.554 ± 0.004
			C ₂ H ₆ S ₂	1,2-Ethanedithiol	2.03 ± 0.08

Mol. form.	Name	μ/D	Mol. form.	Name	μ/D
$C_2H_6S_2$	Dimethyl disulfide	[1.85]	$C_3H_6O_2$	Ethyl formate (<i>gauche</i>)	1.81 \pm 0.02
C_2H_6Si	Vinylsilane	0.657 \pm 0.002	$C_3H_6O_2$	Ethyl formate (<i>trans</i>)	1.98 \pm 0.02
C_2H_7N	Ethylamine (<i>gauche</i>)	1.210 \pm 0.015	$C_3H_6O_2$	Ethyl formate (<i>average</i>)	1.93
C_2H_7N	Ethylamine (<i>trans</i>)	1.304 \pm 0.011	$C_3H_6O_2$	Methyl acetate	1.72 \pm 0.09
C_2H_7N	Ethylamine (<i>average</i>)	1.22 \pm 0.10	$C_3H_6O_2$	1,3-Dioxolane	1.19 \pm 0.06
C_2H_7N	Dimethylamine	1.01 \pm 0.02	$C_3H_6O_2S$	Thietane 1,1-dioxide	4.8 \pm 0.1
C_2H_7NO	Ethanolamine	[2.27]	$C_3H_6O_3$	1,3,5-Trioxane	2.08 \pm 0.02
$C_2H_8N_2$	1,2-Ethanediamine	1.99 \pm 0.10	C_3H_6S	Thietane	1.85 \pm 0.09
C_3HF_3	3,3,3-Trifluoro-1-propyne	2.317 \pm 0.013	C_3H_7Br	1-Bromopropane	2.18 \pm 0.11
C_3HN	Cyanoacetylene	3.73172	C_3H_7Br	2-Bromopropane	2.21 \pm 0.11
$C_3H_2F_2$	3,3-Difluorocyclopropene	2.98 \pm 0.02	C_3H_7Cl	1-Chloropropane (<i>gauche</i>)	2.02 \pm 0.03
C_3H_2O	2-Propynal	2.78 \pm 0.02	C_3H_7Cl	1-Chloropropane (<i>trans</i>)	1.95 \pm 0.02
$C_3H_3Cl_2F$	1,1-Dichloro-2-fluoropropene	2.43 \pm 0.02	C_3H_7Cl	1-Chloropropane (<i>average</i>)	2.05 \pm 0.04
C_3H_3F	3-Fluoropropene	1.73 \pm 0.02	C_3H_7Cl	2-Chloropropane	2.17 \pm 0.11
$C_3H_3F_3$	3,3,3-Trifluoropropene	2.45 \pm 0.05	C_3H_7F	1-Fluoropropane (<i>gauche</i>)	1.90 \pm 0.10
C_3H_3N	Acrylonitrile	3.92 \pm 0.07	C_3H_7F	1-Fluoropropane (<i>trans</i>)	2.05 \pm 0.04
C_3H_3NO	Oxazole	1.503 \pm 0.030	C_3H_7F	2-Fluoropropane	1.958 \pm 0.001
C_3H_3NO	Isoxazole	2.95 \pm 0.04	C_3H_7I	1-Iodopropane	2.04 \pm 0.10
C_3H_4	Propyne	0.784 \pm 0.001	C_3H_7I	2-Iodopropane	[1.95]
C_3H_4	Cyclopropene	0.454 \pm 0.010	C_3H_7N	Allylamine	\approx 1.2
$C_3H_4F_2$	1,1-Difluoro-1-propene	0.889 \pm 0.007	C_3H_7N	Cyclopropylamine	1.19 \pm 0.01
$C_3H_4N_2$	1 <i>H</i> -Pyrazole	2.20 \pm 0.01	C_3H_7N	Propyleneimine (<i>cis</i>)	1.77 \pm 0.09
$C_3H_4N_2$	Imidazole	3.8 \pm 0.4	C_3H_7N	Propyleneimine (<i>trans</i>)	1.57 \pm 0.03
C_3H_4O	Propargyl alcohol	1.13 \pm 0.06	C_3H_7NO	<i>N,N</i> -Dimethylformamide	3.82 \pm 0.08
C_3H_4O	Acrolein (<i>trans</i>)	3.117 \pm 0.004	C_3H_7NO	<i>N</i> -Methylacetamide	[4.3]
C_3H_4O	Acrolein (<i>cis</i>)	2.552 \pm 0.003	$C_3H_7NO_2$	1-Nitropropane	3.66 \pm 0.07
C_3H_4O	Cyclopropanone	2.67 \pm 0.13	$C_3H_7NO_2$	2-Nitropropane	3.73 \pm 0.07
$C_3H_4O_2$	Vinyl formate	1.49 \pm 0.01	C_3H_8	Propane	0.084 \pm 0.001
$C_3H_4O_2$	2-Oxetanone	4.18 \pm 0.03	C_3H_8O	1-Propanol (<i>gauche</i>)	1.58 \pm 0.03
$C_3H_4O_2$	3-Oxetanone	0.887 \pm 0.005	C_3H_8O	1-Propanol (<i>trans</i>)	1.55 \pm 0.03
$C_3H_4O_3$	Ethylene carbonate	[4.9]	C_3H_8O	2-Propanol (<i>trans</i>)	1.58 \pm 0.03
C_3H_5Br	2-Bromopropene	[1.51]	C_3H_8O	Ethyl methyl ether (<i>trans</i>)	1.17 \pm 0.02
C_3H_5Br	3-Bromopropene	\approx 1.9	$C_3H_8O_2$	1,2-Propylene glycol	[2.25]
C_3H_5Cl	<i>cis</i> -1-Chloropropene	1.67 \pm 0.08	$C_3H_8O_2$	1,3-Propylene glycol	[2.55]
C_3H_5Cl	<i>trans</i> -1-Chloropropene	1.97 \pm 0.10	$C_3H_8O_2$	Ethylene glycol monomethyl ether (<i>gauche</i>)	2.36 \pm 0.05
C_3H_5Cl	2-Chloropropene	1.647 \pm 0.010	$C_3H_8O_2$	Dimethoxymethane	[0.74]
C_3H_5Cl	3-Chloropropene	1.94 \pm 0.10	$C_3H_8O_3$	Glycerol	[2.56]
C_3H_5ClO	Epichlorohydrin	[1.8]	C_3H_8S	1-Propanethiol (<i>gauche</i>)	1.683 \pm 0.010
C_3H_5F	<i>cis</i> -1-Fluoropropene	1.46 \pm 0.03	C_3H_8S	1-Propanethiol (<i>trans</i>)	1.60 \pm 0.08
C_3H_5F	<i>trans</i> -1-Fluoropropene	\approx 1.9	C_3H_8S	2-Propanethiol (<i>gauche</i>)	1.53 \pm 0.03
C_3H_5F	2-Fluoropropene	1.61 \pm 0.03	C_3H_8S	2-Propanethiol (<i>trans</i>)	1.61 \pm 0.03
C_3H_5F	3-Fluoropropene (<i>gauche</i>)	1.939 \pm 0.015	C_3H_8S	Ethyl methyl sulfide (<i>gauche</i>)	1.593 \pm 0.004
C_3H_5F	3-Fluoropropene (<i>cis</i>)	1.765 \pm 0.014	C_3H_8S	Ethyl methyl sulfide (<i>trans</i>)	1.56 \pm 0.03
C_3H_5N	Propanenitrile	4.05 \pm 0.03	C_3H_9N	Propylamine	1.17 \pm 0.06
C_3H_5NO	Ethyl cyanate	4.72 \pm 0.09	C_3H_9N	Isopropylamine	1.19 \pm 0.06
C_3H_5NO	3-Hydroxypropanenitrile (<i>gauche</i>)	3.17 \pm 0.02	C_3H_9N	Trimethylamine	0.612 \pm 0.003
C_3H_6	Propene	0.366 \pm 0.001	$C_3H_9O_4P$	Trimethyl phosphate	[3.18]
$C_3H_6Br_2$	1,2-Dibromopropane	[1.2]	C_4H_4	1-Buten-3-yne	0.22 \pm 0.02
$C_3H_6Cl_2$	1,2-Dichloropropane	[1.85]	C_4H_4	Methylenecyclopropene	1.90 \pm 0.01
$C_3H_6Cl_2$	1,3-Dichloropropane	2.08 \pm 0.04	$C_4H_4N_2$	Succinonitrile	[3.7]
C_3H_6O	Acetone	2.88 \pm 0.03	$C_4H_4N_2$	Pyrimidine	2.334 \pm 0.010
C_3H_6O	Propanal (<i>gauche</i>)	2.86 \pm 0.01	$C_4H_4N_2$	Pyridazine	4.22 \pm 0.02
C_3H_6O	Propanal (<i>cis</i>)	2.52 \pm 0.05	C_4H_4O	Furan	0.66 \pm 0.01
C_3H_6O	Propanal (<i>average</i>)	2.72	$C_4H_4O_2$	Diketene	3.53 \pm 0.07
C_3H_6O	Allyl alcohol (<i>gauche</i>)	1.55 \pm 0.08	C_4H_4S	Thiophene	0.55 \pm 0.01
C_3H_6O	Allyl alcohol (<i>average</i>)	1.60 \pm 0.08	C_4H_5N	2-Methylacrylonitrile	3.69 \pm 0.18
C_3H_6O	Methyl vinyl ether	0.965 \pm 0.002	C_4H_5N	Pyrrrole	1.767 \pm 0.001
C_3H_6O	Methyloxirane	2.01 \pm 0.02	C_4H_5N	Isocyanocyclopropane	4.03 \pm 0.10
C_3H_6O	Oxetane	1.94 \pm 0.01	C_4H_5NO	2-Methyloxazole	1.37 \pm 0.07
$C_3H_6O_2$	Propanoic acid (<i>cis</i>)	1.46 \pm 0.07	C_4H_5NO	4-Methyloxazole	1.08 \pm 0.05
$C_3H_6O_2$	Propanoic acid (<i>average</i>)	1.75 \pm 0.09			

Mol. form.	Name	μ/D	Mol. form.	Name	μ/D
C_4H_5NO	5-Methyloxazole	2.16 ± 0.04	C_4H_9Cl	2-Chlorobutane	2.04 ± 0.10
C_4H_5NO	4-Methylisoxazole	3.583 ± 0.005	C_4H_9Cl	1-Chloro-2-methylpropane	2.00 ± 0.10
C_4H_6	1,2-Butadiene	0.403 ± 0.002	C_4H_9Cl	2-Chloro-2-methylpropane	2.13 ± 0.04
C_4H_6	1-Butyne	0.782 ± 0.004	C_4H_9I	1-Iodobutane	[1.93]
C_4H_6	Cyclobutene	0.132 ± 0.001	C_4H_9I	2-Iodobutane	2.12 ± 0.11
C_4H_6O	Divinyl ether	0.78 ± 0.05	C_4H_9I	1-Iodo-2-methylpropane	[1.87]
C_4H_6O	3-Methoxy-1,2-propadiene	0.963 ± 0.020	C_4H_9N	Pyrrolidine	[1.57]
C_4H_6O	<i>trans</i> -2-Butenal	3.67 ± 0.07	C_4H_9NO	<i>N</i> -Methylpropanamide	3.61
C_4H_6O	2-Methylpropenal	2.68 ± 0.13	C_4H_9NO	<i>N,N</i> -Dimethylacetamide	[3.7]
C_4H_6O	Cyclobutanone	2.89 ± 0.03	C_4H_9NO	Morpholine	1.55 ± 0.03
C_4H_6O	2,3-Dihydrofuran	1.32 ± 0.03	C_4H_{10}	Isobutane	0.132 ± 0.002
C_4H_6O	2,5-Dihydrofuran	1.63 ± 0.01	$C_4H_{10}O$	1-Butanol	1.66 ± 0.03
$C_4H_6O_2$	<i>trans</i> -Crotonic acid	[2.13]	$C_4H_{10}O$	2-Butanol	[1.8]
$C_4H_6O_2$	Methacrylic acid	[1.65]	$C_4H_{10}O$	2-Methyl-1-propanol	1.64 ± 0.08
$C_4H_6O_2$	Vinyl acetate	[1.79]	$C_4H_{10}O$	2-Methyl-2-propanol	[1.66]
$C_4H_6O_2$	Methyl acrylate	[1.77]	$C_4H_{10}O$	Diethyl ether	1.15 ± 0.02
$C_4H_6O_2$	γ -Butyrolactone	4.27 ± 0.03	$C_4H_{10}O$	Methyl propyl ether (<i>trans-trans</i>)	1.107 ± 0.013
$C_4H_6O_2$	2,3-Dihydro-1,4-dioxin	0.939 ± 0.008	$C_4H_{10}O$	Isopropyl methyl ether	1.247 ± 0.003
$C_4H_6O_2$	3,6-Dihydro-1,2-dioxin	2.329 ± 0.001	$C_4H_{10}O_2$	1,4-Butanediol	[2.58]
$C_4H_6O_3$	Acetic anhydride	≈2.8	$C_4H_{10}O_2$	Ethylene glycol monoethyl ether	[2.08]
$C_4H_6O_3$	Propylene carbonate	[4.9]	$C_4H_{10}O_3$	Diethylene glycol	[2.31]
C_4H_6S	2,3-Dihydrothiophene	1.61 ± 0.20	$C_4H_{10}S$	1-Butanethiol	[1.53]
C_4H_6S	2,5-Dihydrothiophene	1.75 ± 0.01	$C_4H_{10}S$	2-Methyl-2-propanethiol	1.66 ± 0.03
C_4H_7N	Butanenitrile (<i>gauche</i>)	3.91 ± 0.04	$C_4H_{10}S$	Diethyl sulfide	1.54 ± 0.08
C_4H_7N	Butanenitrile (<i>anti</i>)	3.73 ± 0.06	$C_4H_{11}N$	Butylamine	≈1.0
C_4H_7N	2-Methylpropanenitrile	4.29 ± 0.09	$C_4H_{11}N$	<i>sec</i> -Butylamine	[1.28]
C_4H_7N	2-Isocyanopropane	4.055 ± 0.001	$C_4H_{11}N$	<i>tert</i> -Butylamine	[1.29]
C_4H_7NO	2-Pyrrolidone	[3.5]	$C_4H_{11}N$	Isobutylamine	[1.27]
C_4H_8	1-Butene (<i>cis</i>)	0.438 ± 0.007	$C_4H_{11}N$	Diethylamine	0.92 ± 0.05
C_4H_8	1-Butene (<i>skew</i>)	0.359 ± 0.011	$C_4H_{11}NO_2$	Diethanolamine	[2.8]
C_4H_8	<i>cis</i> -2-Butene	0.253 ± 0.005	$C_4H_{13}N_3$	Diethylenetriamine	[1.89]
C_4H_8	Isobutene	0.503 ± 0.010	C_5F_5N	Perfluoropyridine	0.98 ± 0.08
C_4H_8	Methylcyclopropane	0.139 ± 0.004	C_5H_3NS	2-Thiophenecarbonitrile	4.59 ± 0.02
$C_4H_8Cl_2$	1,4-Dichlorobutane	2.22 ± 0.11	C_5H_3NS	3-Thiophenecarbonitrile	4.13 ± 0.02
$C_4H_8Cl_2O$	Bis(2-chloroethyl) ether	[2.58]	C_5H_4	1,3-Pentadiene	1.207 ± 0.001
C_4H_8O	<i>cis</i> -2-Buten-1-ol	1.96 ± 0.03	C_5H_4ClN	4-Chloropyridine	0.756 ± 0.005
C_4H_8O	<i>trans</i> -2-Buten-1-ol	1.90 ± 0.02	C_5H_4FN	3-Fluoropyridine	2.09 ± 0.26
C_4H_8O	2-Methyl-2-propenol (<i>skew</i>)	1.295 ± 0.022	C_5H_4O	2,4-Cyclopentadien-1-one	3.132 ± 0.007
C_4H_8O	Ethyl vinyl ether	[1.26]	C_5H_4OS	4H-Pyran-4-thione	3.95 ± 0.05
C_4H_8O	1,2-Epoxybutane	1.891 ± 0.011	$C_5H_4O_2$	Furfural	[3.54]
C_4H_8O	Butanal	2.72 ± 0.05	$C_5H_4O_2$	4H-Pyran-4-one	3.79 ± 0.02
C_4H_8O	Isobutanal (<i>gauche</i>)	2.69 ± 0.01	$C_5H_4S_2$	4H-Thiopyran-4-thione	3.9 ± 0.2
C_4H_8O	Isobutanal (<i>trans</i>)	2.86 ± 0.01	C_5H_5N	Pyridine	2.215 ± 0.010
C_4H_8O	2-Butanone	2.779 ± 0.015	C_5H_6	1,2,3-Pentatriene	0.51 ± 0.05
C_4H_8O	Tetrahydrofuran	1.75 ± 0.04	C_5H_6	1-Penten-3-yne	0.66 ± 0.02
C_4H_8OS	1,4-Oxathiane	0.295 ± 0.003	C_5H_6	<i>cis</i> -3-Penten-1-yne	0.78 ± 0.02
$C_4H_8O_2$	Butanoic acid	[1.65]	C_5H_6	<i>trans</i> -3-Penten-1-yne	1.06 ± 0.05
$C_4H_8O_2$	2-Methylpropanoic acid	[1.08]	C_5H_6	2-Methyl-1-buten-3-yne	0.513 ± 0.02
$C_4H_8O_2$	Propyl formate	[1.89]	C_5H_6	1,3-Cyclopentadiene	0.419 ± 0.004
$C_4H_8O_2$	Ethyl acetate	1.78 ± 0.09	$C_5H_6N_2$	2-Methylpyrimidine	1.676 ± 0.010
$C_4H_8O_2$	<i>cis</i> -2-Butene-1,4-diol	[2.48]	$C_5H_6N_2$	5-Methylpyrimidine	2.881 ± 0.006
$C_4H_8O_2$	<i>trans</i> -2-Butene-1,4-diol	[2.45]	C_5H_6O	2-Methylfuran	0.65 ± 0.05
$C_4H_8O_2$	1,3-Dioxane	2.06 ± 0.04	C_5H_6O	3-Methylfuran	1.03 ± 0.02
$C_4H_8O_2S$	Sulfolane	[4.8]	C_5H_6O	3-Cyclopenten-1-one	2.79 ± 0.03
C_4H_8S	3-Methylthietane	2.046 ± 0.009	$C_5H_6O_2$	5-Methyl-2(3H)-furanone	4.08 ± 0.02
C_4H_8S	Tetrahydrothiophene	[1.90]	$C_5H_6O_2$	Furfuryl alcohol	[1.92]
$C_4H_8S_2$	1,3-Dithiane	2.14 ± 0.04	C_5H_6S	2-Methylthiophene	0.674 ± 0.005
C_4H_9Br	1-Bromobutane	2.08 ± 0.10	C_5H_6S	3-Methylthiophene	0.914 ± 0.015
C_4H_9Br	2-Bromobutane	2.23 ± 0.11	C_5H_7N	3-Methyl-2-butenenitrile	4.61 ± 0.13
C_4H_9Br	2-Bromo-2-methylpropane	[2.17]	C_5H_7N	Cyclobutanecarbonitrile	4.04 ± 0.04
C_4H_9Cl	1-Chlorobutane	2.05 ± 0.04	$C_5H_7NO_2$	Ethyl cyanoacetate	[2.17]

Mol. form.	Name	μ/D	Mol. form.	Name	μ/D
C_5H_8	<i>cis</i> -1,3-Pentadiene	0.500 \pm 0.015	$C_6H_4ClNO_2$	1-Chloro-2-nitrobenzene	4.64 \pm 0.09
C_5H_8	<i>trans</i> -1,3-Pentadiene	0.585 \pm 0.010	$C_6H_4ClNO_2$	1-Chloro-3-nitrobenzene	3.73 \pm 0.07
C_5H_8	2-Methyl-1,3-butadiene	0.25 \pm 0.01	$C_6H_4ClNO_2$	1-Chloro-4-nitrobenzene	2.83 \pm 0.06
C_5H_8	1-Pentyne (<i>gauche</i>)	0.769 \pm 0.028	$C_6H_4Cl_2$	<i>o</i> -Dichlorobenzene	2.50 \pm 0.05
C_5H_8	1-Pentyne (<i>trans</i>)	0.842 \pm 0.010	$C_6H_4Cl_2$	<i>m</i> -Dichlorobenzene	1.72 \pm 0.09
C_5H_8	Cyclopentene	0.20 \pm 0.02	$C_6H_4FNO_2$	1-Fluoro-4-nitrobenzene	2.87 \pm 0.06
C_5H_8	3,3-Dimethylcyclopropene	0.287 \pm 0.003	$C_6H_4F_2$	<i>o</i> -Difluorobenzene	2.46 \pm 0.05
C_5H_8O	Cyclopropyl methyl ketone	2.62 \pm 0.25	$C_6H_4F_2$	<i>m</i> -Difluorobenzene	1.51 \pm 0.02
C_5H_8O	Cyclopentanone	\approx 3.3	$C_6H_4N_2$	2-Pyridinecarbonitrile	5.78 \pm 0.11
C_5H_8O	3,4-Dihydro-2H-pyran	1.400 \pm 0.008	$C_6H_4N_2$	3-Pyridinecarbonitrile	3.66 \pm 0.11
C_5H_8O	3,6-Dihydro-2H-pyran	1.283 \pm 0.005	$C_6H_4N_2$	4-Pyridinecarbonitrile	1.96 \pm 0.03
$C_5H_8O_2$	Ethyl acrylate	[1.96]	$C_6H_4O_2$	3,5-Cyclohexadiene-1,2-dione	4.23 \pm 0.02
$C_5H_8O_2$	Methyl methacrylate	[1.67]	C_6H_5Br	Bromobenzene	1.70 \pm 0.03
$C_5H_8O_2$	2,4-Pentanedione	[2.78]	C_6H_5Cl	Chlorobenzene	1.69 \pm 0.03
$C_5H_8O_2$	Dihydro-3-methyl-2(3H)-furanone	4.56 \pm 0.02	C_6H_5ClO	<i>p</i> -Chlorophenol	2.11 \pm 0.11
$C_5H_8O_2$	Dihydro-5-methyl-2(3H)-furanone	4.71 \pm 0.05	C_6H_5F	Fluorobenzene	1.60 \pm 0.08
$C_5H_8O_2$	Tetrahydro-4H-pyran-4-one	1.720 \pm 0.003	C_6H_5I	Iodobenzene	1.70 \pm 0.09
C_5H_9N	Pentanenitrile	4.12 \pm 0.08	C_6H_5NO	2-Pyridinecarboxaldehyde	3.56 \pm 0.07
C_5H_9N	2,2-Dimethylpropanenitrile	3.95 \pm 0.04	C_6H_5NO	3-Pyridinecarboxaldehyde	1.44
C_5H_9N	1,2,5,6-Tetrahydropyridine	1.007 \pm 0.003	C_6H_5NO	4-Pyridinecarboxaldehyde	1.66
C_5H_9NO	<i>N</i> -Methyl-2-pyrrolidone	[4.1]	$C_6H_5NO_2$	Nitrobenzene	4.22 \pm 0.08
C_5H_{10}	1-Pentene	\approx 0.5	C_6H_6	Fulvene	0.4236 \pm 0.013
C_5H_{10}	3-Methyl-1-butene (<i>gauche</i>)	0.398 \pm 0.004	C_6H_6ClN	<i>o</i> -Chloroaniline	[1.77]
C_5H_{10}	3-Methyl-1-butene (<i>trans</i>)	0.320 \pm 0.010	C_6H_6O	Phenol	1.224 \pm 0.008
C_5H_{10}	1,1-Dimethylcyclopropane	0.142 \pm 0.001	C_6H_6O	2-Vinylfuran	0.69 \pm 0.07
$C_5H_{10}O$	2,2-Dimethylpropanal	2.66 \pm 0.05	$C_6H_6O_2$	<i>p</i> -Hydroquinone	2.38 \pm 0.05
$C_5H_{10}O$	2-Pentanone	[2.70]	C_6H_6S	Benzenethiol	[1.23]
$C_5H_{10}O$	3-Pentanone	[2.82]	C_6H_7N	Aniline	1.13 \pm 0.02
$C_5H_{10}O$	Tetrahydropyran (<i>chair</i>)	1.58 \pm 0.03	C_6H_7N	2-Methylpyridine	1.85 \pm 0.04
$C_5H_{10}O_2$	Pentanoic acid	[1.61]	C_6H_7N	3-Methylpyridine	[2.40]
$C_5H_{10}O_2$	3-Methylbutanoic acid	[0.63]	C_6H_7N	4-Methylpyridine	2.70 \pm 0.02
$C_5H_{10}O_2$	Butyl formate	[2.03]	C_6H_8O	3-Methyl-2-cyclopenten-1-one	4.33 \pm 0.002
$C_5H_{10}O_2$	Isobutyl formate	[1.88]	$C_6H_8O_4$	Dimethyl maleate	[2.48]
$C_5H_{10}O_2$	Propyl acetate	[1.78]	C_6H_8Si	Phenylsilane	0.845 \pm 0.012
$C_5H_{10}O_2$	Ethyl propanoate	[1.74]	C_6H_9F	1-Fluorocyclohexene	1.942 \pm 0.010
$C_5H_{10}O_2$	Tetrahydrofurfuryl alcohol	[2.1]	C_6H_{10}	1-Hexyne	0.83 \pm 0.05
$C_5H_{10}O_3$	Diethyl carbonate	1.10 \pm 0.06	C_6H_{10}	3,3-Dimethyl-1-butyne	0.661 \pm 0.004
$C_5H_{10}O_3$	Ethylene glycol monomethyl ether acetate	[2.13]	C_6H_{10}	Cyclohexene (<i>half-chair</i>)	0.332 \pm 0.012
$C_5H_{10}O_3$	Ethyl lactate	[2.4]	$C_6H_{10}F_2$	1,1-Difluorocyclohexane	2.556 \pm 0.010
$C_5H_{10}S$	Thiacyclohexane	1.781 \pm 0.010	$C_6H_{10}O$	3-Methylcyclopentanone	3.14 \pm 0.03
$C_5H_{11}Br$	1-Bromopentane	2.20 \pm 0.11	$C_6H_{10}O$	Cyclohexanone	3.246 \pm 0.006
$C_5H_{11}Cl$	1-Chloropentane	2.16 \pm 0.11	$C_6H_{10}O$	Mesityl oxide	[2.79]
$C_5H_{11}Cl$	1-Chloro-3-methylbutane	[1.92]	$C_6H_{10}O_4$	Diethyl oxalate	[2.49]
$C_5H_{11}N$	Piperidine (<i>equatorial</i>)	0.82 \pm 0.02	$C_6H_{10}O_4$	Ethylene glycol diacetate	[2.34]
$C_5H_{11}N$	Piperidine (<i>axial</i>)	1.19 \pm 0.02	$C_6H_{11}Cl$	Chlorocyclohexane (<i>equatorial</i>)	2.44 \pm 0.07
$C_5H_{11}N$	Piperidine (<i>average</i>)	[1.19]	$C_6H_{11}Cl$	Chlorocyclohexane (<i>axial</i>)	1.91 \pm 0.02
$C_5H_{11}N$	<i>N</i> -Methylpyrrolidine	0.572 \pm 0.003	$C_6H_{11}F$	Fluorocyclohexane (<i>equatorial</i>)	2.11 \pm 0.04
C_5H_{12}	Isopentane	0.13 \pm 0.05	$C_6H_{11}F$	Fluorocyclohexane (<i>axial</i>)	1.81 \pm 0.04
$C_5H_{12}N_2O$	Tetramethylurea	[3.5]	$C_6H_{11}N$	4-Methylpentanenitrile	[3.5]
$C_5H_{12}O$	1-Pentanol	[1.7]	$C_6H_{11}NO$	Caprolactam	[3.9]
$C_5H_{12}O$	2-Pentanol	[1.66]	$C_6H_{12}O$	Butyl vinyl ether	[1.25]
$C_5H_{12}O$	3-Pentanol	[1.64]	$C_6H_{12}O$	2-Hexanone	[2.66]
$C_5H_{12}O$	2-Methyl-1-butanol	[1.88]	$C_6H_{12}O_2$	Hexanoic acid	[1.13]
$C_5H_{12}O$	2-Methyl-2-butanol	[1.82]	$C_6H_{12}O_2$	Pentyl formate	1.90 \pm 0.10
$C_5H_{12}O_2$	1,5-Pentenediol	[2.5]	$C_6H_{12}O_2$	Butyl acetate	[1.87]
$C_5H_{12}O_3$	Diethylene glycol monomethyl ether	[1.6]	$C_6H_{12}O_2$	<i>sec</i> -Butyl acetate	[1.87]
$C_6H_2F_4$	1,2,3,4-Tetrafluorobenzene	2.42 \pm 0.05	$C_6H_{12}O_2$	Isobutyl acetate	[1.86]
$C_6H_2F_4$	1,2,3,5-Tetrafluorobenzene	1.46 \pm 0.06	$C_6H_{12}O_2$	Ethyl butanoate	[1.74]
$C_6H_3F_3$	1,2,4-Trifluorobenzene	1.402 \pm 0.009	$C_6H_{12}O_2$	Diacetone alcohol	[3.24]
			$C_6H_{12}O_3$	Ethylene glycol monoethyl ether acetate	[2.25]

Mol. form.	Name	μ/D	Mol. form.	Name	μ/D
$C_6H_{12}O_3$	Paraldehyde	1.43 \pm 0.07	C_8H_8	Styrene	0.123 \pm 0.003
$C_6H_{13}N$	Cyclohexylamine	[1.26]	C_8H_8O	Acetophenone	3.02 \pm 0.06
$C_6H_{14}O$	Dipropyl ether	1.21 \pm 0.06	$C_8H_8O_2$	Methyl benzoate	[1.94]
$C_6H_{14}O$	Diisopropyl ether	1.13 \pm 0.10	$C_8H_8O_3$	Methyl salicylate	[2.47]
$C_6H_{14}O$	Butyl ethyl ether	[1.24]	C_8H_{10}	Ethylbenzene	0.59 \pm 0.05
$C_6H_{14}O_2$	2-Methyl-2,4-pentanediol	[2.9]	C_8H_{10}	<i>o</i> -Xylene	0.640 \pm 0.005
$C_6H_{14}O_2$	Ethylene glycol monobutyl ether	[2.08]	$C_8H_{10}O$	2,4-Xylenol	[1.4]
$C_6H_{14}O_2$	1,1-Diethoxyethane	[1.38]	$C_8H_{10}O$	2,5-Xylenol	[1.45]
$C_6H_{14}O_3$	Diethylene glycol monoethyl ether	[1.6]	$C_8H_{10}O$	2,6-Xylenol	[1.40]
$C_6H_{14}O_3$	Diethylene glycol dimethyl ether	[1.97]	$C_8H_{10}O$	3,4-Xylenol	[1.56]
$C_6H_{15}N$	Dipropylamine	[1.03]	$C_8H_{10}O$	3,5-Xylenol	[1.55]
$C_6H_{15}N$	Diisopropylamine	[1.15]	$C_8H_{10}O$	Phenetole	1.45 \pm 0.15
$C_6H_{15}N$	Triethylamine	0.66 \pm 0.05	$C_8H_{10}O_2$	1,2-Dimethoxybenzene	[1.29]
$C_6H_{15}NO_3$	Triethanolamine	[3.57]	$C_8H_{11}N$	<i>N,N</i> -Dimethylaniline	1.68 \pm 0.17
$C_6H_{15}O_4P$	Triethyl phosphate	[3.12]	$C_8H_{11}N$	2,4-Dimethylaniline	[1.40]
$C_6H_{18}N_3OP$	Hexamethylphosphoric triamide	[5.5]	$C_8H_{11}N$	2,6-Dimethylaniline	[1.63]
$C_7H_5Cl_3$	(Trichloromethyl)benzene	[2.03]	$C_8H_{11}N$	2,4,6-Trimethylpyridine	[2.05]
$C_7H_5F_3$	(Trifluoromethyl)benzene	2.86 \pm 0.06	$C_8H_{16}O$	2-Octanone	[2.70]
C_7H_5N	Benzonitrile	4.18 \pm 0.08	$C_8H_{16}O_2$	Octanoic acid	[1.15]
C_7H_5N	Isocyanobenzene	4.018 \pm 0.003	$C_8H_{16}O_2$	<i>sec</i> -Hexyl acetate	[1.9]
$C_7H_6Cl_2$	2,4-Dichlorotoluene	[1.70]	$C_8H_{16}O_2$	Isobutyl isobutanoate	[1.9]
$C_7H_6Cl_2$	3,4-Dichlorotoluene	[2.95]	$C_8H_{16}O_4$	Diethylene glycol monoethyl ether acetate	[1.8]
$C_7H_6Cl_2$	(Dichloromethyl)benzene	[2.07]	$C_8H_{17}Cl$	1-Chlorooctane	[2.00]
C_7H_6O	2,4,6-Cycloheptatrien-1-one	4.1 \pm 0.3	$C_8H_{18}O$	1-Octanol	[1.76]
C_7H_6O	Benzaldehyde	[3.0]	$C_8H_{18}O$	2-Octanol	[1.71]
$C_7H_6O_2$	Salicylaldehyde	[2.86]	$C_8H_{18}O$	2-Ethyl-1-hexanol	[1.74]
C_7H_7Cl	<i>o</i> -Chlorotoluene	1.56 \pm 0.08	$C_8H_{18}O$	Dibutyl ether	1.17 \pm 0.06
C_7H_7Cl	<i>m</i> -Chlorotoluene	[1.82]	$C_8H_{18}S$	Dibutyl sulfide	[1.61]
C_7H_7Cl	<i>p</i> -Chlorotoluene	2.21 \pm 0.04	$C_8H_{19}N$	Dibutylamine	[0.98]
C_7H_7Cl	(Chloromethyl)benzene	[1.82]	C_9H_7N	Quinoline	2.29 \pm 0.11
C_7H_7F	<i>o</i> -Fluorotoluene	1.37 \pm 0.07	C_9H_7N	Isoquinoline	2.73 \pm 0.14
C_7H_7F	<i>m</i> -Fluorotoluene	1.82 \pm 0.04	$C_9H_{10}O_2$	Ethyl benzoate	2.00 \pm 0.10
C_7H_7F	<i>p</i> -Fluorotoluene	2.00 \pm 0.10	$C_9H_{10}O_2$	Benzyl acetate	[1.22]
$C_7H_7NO_3$	2-Nitroanisole	[5.0]	C_9H_{12}	Isopropylbenzene	\approx 0.79
C_7H_8	Toluene	0.375 \pm 0.010	$C_9H_{18}O$	2,6-Dimethyl-4-heptanone	[2.66]
C_7H_8	2,5-Norbornadiene	0.0587 \pm 0.0001	$C_9H_{18}O_2$	Nonanoic acid	[0.79]
C_7H_8O	<i>o</i> -Cresol	[1.45]	$C_{10}H_7Br$	1-Bromonaphthalene	[1.55]
C_7H_8O	<i>m</i> -Cresol	[1.48]	$C_{10}H_7Cl$	1-Chloronaphthalene	[1.57]
C_7H_8O	<i>p</i> -Cresol	[1.48]	$C_{10}H_8$	Azulene	0.80 \pm 0.02
C_7H_8O	Benzyl alcohol	1.71 \pm 0.09	$C_{10}H_{14}$	<i>tert</i> -Butylbenzene	\approx 0.83
C_7H_8O	Anisole	1.38 \pm 0.07	$C_{10}H_{16}O$	Camphor, (+)	[3.1]
C_7H_9N	<i>o</i> -Methylaniline	[1.60]	$C_{10}H_{20}O_2$	2-Ethylhexyl acetate	[1.8]
C_7H_9N	<i>m</i> -Methylaniline	[1.45]	$C_{10}H_{21}Br$	1-Bromodecane	[1.93]
C_7H_9N	<i>p</i> -Methylaniline	[1.52]	$C_{10}H_{22}O$	Dipentyl ether	[1.20]
C_7H_9N	2,4-Dimethylpyridine	[2.30]	$C_{10}H_{22}O$	Diisopentyl ether	[1.23]
C_7H_9N	2,6-Dimethylpyridine	[1.66]	$C_{11}H_{12}O_2$	Ethyl <i>trans</i> -cinnamate	[1.84]
C_7H_{10}	1,3-Cycloheptadiene	0.740	$C_{12}H_{10}$	Acenaphthene	\approx 0.85
C_7H_{12}	Methylenecyclohexane	0.62 \pm 0.01	$C_{12}H_{10}O$	Diphenyl ether	\approx 1.3
$C_7H_{12}O_4$	Diethyl malonate	[2.54]	$C_{12}H_{27}BO_3$	Tributyl borate	[0.77]
$C_7H_{14}O$	2-Heptanone	[2.59]	$C_{12}H_{27}N$	Tributylamine	[0.78]
$C_7H_{14}O$	3-Heptanone	[2.78]	$C_{12}H_{27}O_4P$	Tributyl phosphate	[3.07]
$C_7H_{14}O$	2,4-Dimethyl-3-pentanone	[2.74]	$C_{14}H_{12}O_2$	Benzyl benzoate	[2.06]
$C_7H_{14}O$	<i>cis</i> -3-Methylcyclohexanol	[1.91]	$C_{16}H_{22}O_4$	Dibutyl phthalate	[2.82]
$C_7H_{14}O$	<i>trans</i> -3-Methylcyclohexanol	[1.75]	$C_{18}H_{34}O_2$	Oleic acid	[1.18]
$C_7H_{14}O_2$	Pentyl acetate	1.75 \pm 0.10	$C_{18}H_{34}O_4$	Dibutyl sebacate	[2.48]
$C_7H_{14}O_2$	Isopentyl acetate	[1.86]	$C_{21}H_{21}O_4P$	Tri- <i>o</i> -cresyl phosphate	[2.87]
$C_7H_{15}Br$	1-Bromoheptane	2.16 \pm 0.11	$C_{21}H_{21}O_4P$	Tri- <i>m</i> -cresyl phosphate	[3.05]
$C_7H_{16}O$	2-Heptanol	[1.71]	$C_{21}H_{21}O_4P$	Tri- <i>p</i> -cresyl phosphate	[3.18]
$C_7H_{16}O$	3-Heptanol	[1.71]	$C_{22}H_{44}O_2$	Butyl stearate	[1.88]
C_8H_6	Phenylacetylene	0.656 \pm 0.005	$C_{24}H_{38}O_4$	Bis(2-ethylhexyl) phthalate	[2.84]
C_8H_7N	Benzeneacetonitrile	[3.5]			

BOND DISSOCIATION ENERGIES

Yu-Ran Luo and J. Alistair Kerr

The bond dissociation energy (enthalpy) is also referred to as bond disruption energy, bond energy, bond strength, or binding energy (abbreviation: BDE, BE, or D). It is defined as the standard enthalpy change of the following fission: $R-X \rightarrow R + X$. The BDE, denoted by $D^\circ(R-X)$, is usually derived by the thermochemical equation, $D^\circ(R-X) = \Delta_f H^\circ(R) + \Delta_f H^\circ(X) - \Delta_f H^\circ(RX)$. The enthalpy of formation $\Delta_f H^\circ$ of a large number of atoms, free radicals, ions, clusters and compounds is available from the website of NIST, NASA, CODATA, and IUPAC. Most authors prefer to use the BDE values at 298.15 K.

The following seven tables provide essential information of experimental BDE values of $R-X$ and R^+-X bonds.

- (1) Table 1: Bond Dissociation Energies in Diatomic Molecules
- (2) Table 2: Enthalpy of Formation of Gaseous Atoms
- (3) Table 3: Bond Dissociation Energies in Polyatomic Molecules
- (4) Table 4: Enthalpies of Formation of Free Radicals and Other Transient Species
- (5) Table 5: Bond Dissociation Energies of Common Organic Molecules
- (6) Table 6: Bond Dissociation Energies in Diatomic Cations
- (7) Table 7: Bond Dissociation Energies in Polyatomic Cations

The data in these tables have been revised through September 2005.

TABLE 1. Bond Dissociation Energies in Diatomic Molecules

The BDEs in diatomic species have usually been measured by spectroscopy or mass spectrometry. In the absence of data on enthalpy function, the values at 0 K, $D^\circ(A-B)$, are converted to D°_{298} by the approximate equation:

$$D^\circ_{298}(A-B) \approx D^\circ(A-B) + (3/2)RT = D^\circ(A-B) + 3.7181 \text{ kJ mol}^{-1}$$

This table has been arranged in alphabetical order of the atoms A in the diatomics A-B and all data are taken from the *Comprehensive Handbook of Chemical Bond Energies*, by Yu-Ran Luo, Taylor & Francis, 2006, which contains detailed references.

A-B	$D^\circ_{298}/\text{kJ mol}^{-1}$	A-B	$D^\circ_{298}/\text{kJ mol}^{-1}$	A-B	$D^\circ_{298}/\text{kJ mol}^{-1}$	A-B	$D^\circ_{298}/\text{kJ mol}^{-1}$
Ac-O	794	Al-Al	133±5.8	Al-Ti	263.4	As-Cl	448
Ag-Ag	162.9±2.9	Al-Ar	5.69	Al-U	326±29	As-D	270.3
Ag-Al	183.7±9.2	Al-As	202.7±7.1	Al-V	147.4±1.0	As-F	410
Ag-Au	202.5±9.6	Al-Au	325.9±6.3	Al-Xe	7.39	As-Ga	202.5±4.8
Ag-Bi	192±42	Al-Br	429.2±5.8	Am-O	553±36	As-H	274.0±2.9
Ag-Br	281.5±1.3	Al-C	267.7	Ar-Ar	4.91	As-I	296.6±24
Ag-Cl	279.1±8.4	Al-Ca	52.7	Ar-B	4.62	As-In	201±10
Ag-Cu	171.5±9.6	Al-Cl	502	Ar-Br	~5.0	As-N	489±2.1
Ag-D	226.8	Al-Co	181.6±0.2	Ar-C	5.158	As-O	484±8
Ag-Dy	130±19	Al-Cr	222.9±0.9	Ar-Ca	4.44±0.60	As-P	433.5±12.6
Ag-Eu	127±13	Al-Cu	227.1±1.2	Ar-Cd	5.57±0.05	As-S	379.5±6.3
Ag-F	356.9±5.8	Al-D	290.4	Ar-Ga	3.96	As-Sb	330.5±5.4
Ag-Ga	159±17	Al-F	675	Ar-Ge	<5.4	As-Se	96
Ag-Ge	174.5±21	Al-H	288±13	Ar-He	3.96	As-Tl	198.3±14.6
Ag-H	202.4±9.6	Al-I	369.9±2.1	Ar-Hg	5.32	Au-Au	226.2±0.5
Ag-Ho	124±19	Al-Kr	6.05	Ar-I	~5.3	Au-B	367.8±10.5
Ag-I	234±29	Al-Li	76.1	Ar-In	4.18	Au-Ba	254.8±10.0
Ag-In	166.5±4.9	Al-N	≤368±15	Ar-Kr	5.11	Au-Be	237.7±4.0
Ag-Li	186.1	Al-Ne	3.9	Ar-Li	~7.82	Au-Bi	293±8.4
Ag-Mn	99.2±21	Al-Ni	224.7±4.8	Ar-Mg	~3.7	Au-Br	213±21
Ag-Na	133.1±12.6	Al-O	501.9±10.6	Ar-Na	~4.2	Au-Ca	250.4±4.0
Ag-Nd	<213	Al-P	216.7±12.6	Ar-Ne	4.27	Au-Ce	322±18
Ag-O	221±21	Al-Pd	254.4±12.1	Ar-Si	5.86	Au-Cl	280±13
Ag-S	216.7±14.6	Al-S	332±10	Ar-Sn	<5.1	Au-Co	218.0±16.4
Ag-Se	210.0±14.6	Al-Sb	216.3±6	Ar-Tl	4.09	Au-Cr	223.7±28.9
Ag-Si	185.1±9.6	Al-Se	318±13	Ar-Xe	5.28	Au-Cs	253±3.5
Ag-Sn	136±21	Al-Si	246.9±12.6	Ar-Zn	5.0	Au-Cu	227.1±1.2
Ag-Te	195.8±14.6	Al-Te	268±13	As-As	385.8±10.5	Au-D	322.2

A-B	$D_{298}^{\circ}/\text{kJ mol}^{-1}$	A-B	$D_{298}^{\circ}/\text{kJ mol}^{-1}$	A-B	$D_{298}^{\circ}/\text{kJ mol}^{-1}$	A-B	$D_{298}^{\circ}/\text{kJ mol}^{-1}$
Au-Dy	259±24	B-Pt	477.8±16.7	Br-Br	193.859±0.120	Br-Tl	331±21
Au-Eu	245±12	B-Rh	475.8±21	Br-C	318.0±8.4	Br-Tm	299.1
Au-F	294.1	B-Ru	446.9±21	Br-Ca	339	Br-U	377±15
Au-Fe	187.0±19.3	B-S	577±9.2	Br-Cd	159±96	Br-V	439±42
Au-Ga	290±15	B-Sc	272±63	Br-Ce	373.2	Br-W	329.3
Au-Ge	273.2±14.6	B-Se	462±14.6	Br-Cl	219.32±0.05	Br-Xe	5.94±0.02
Au-H	328	B-Si	317±12	Br-Co	326±42	Br-Y	481±84
Au-Ho	267±35	B-Te	354±20	Br-Cr	328.0±24.3	Br-Yb	295.4
Au-I	276	B-Th	297±33	Br-Cs	389.1±4.2	Br-Zn	138±29
Au-In	286.0±5.7	B-Ti	272±63	Br-Cu	331±25	Br-Zr	420
Au-La	457±28	B-U	322±33	Br-D	370.74	C-C	618.3±15.4
Au-Li	284.5±6.7	B-Y	289±63	Br-Dy	339.3±10.5	C-Ce	443±30
Au-Lu	332±19	Ba-Br	402	Br-Er	361.3	C-Cl	394.9±13.4
Au-Mg	179.1±2.7	Ba-Cl	443	Br-Eu	548	C-D	341.4
Au-Mn	197.7±21	Ba-D	≤193.7	Br-F	280±12	C-F	513.8±10.0
Au-Na	215.1±12.6	Ba-F	580.6	Br-Fe	243±84	C-Fe	376.3±28.9
Au-Nd	294±29	Ba-H	192.0	Br-Ga	402±13	C-Ge	455.7±11
Au-Ni	247±16.4	Ba-I	322.6±6.3	Br-Gd	372.0	C-H	338.4±1.2
Au-O	223±21	Ba-O	562±13.4	Br-Ge	347±8	C-Hf	540±25
Au-Pb	133±42	Ba-Pd	221.8±5.0	Br-H	366.16±0.20	C-I	253.1±35.6
Au-Pd	142.7±21	Ba-Rh	259.4±25	Br-Hg	74.9	C-Ir	631±5
Au-Pr	311±25	Ba-S	418±21	Br-Ho	321.8	C-La	463±20
Au-Rb	243±3.5	Be-Be	59	Br-I	179.1±0.4	C-Mo	482±16
Au-Rh	232.6±29	Be-Br	316	Br-In	409±10	C-N	750.0±2.9
Au-S	253.6±14.6	Be-Cl	434	Br-K	379.1±4.2	C-Nb	523.8±14.5
Au-Sc	280±40	Be-D	203.1	Br-La	446.2	C-Ni	337.0
Au-Se	251.0±14.6	Be-F	573	Br-Li	418.8±4.2	C-O	1076.38±0.67
Au-Si	304.6±6.0	Be-H	221	Br-Lu	301.5	C-Os	608±25
Au-Sn	256.5±7.2	Be-I	261	Br-Mg	317.96	C-P	507.5±8.8
Au-Sr	264±42	Be-O	437	Br-Mn	314.2±9.6	C-Pd	436±20
Au-Tb	285±33	Be-S	372±59	Br-Mo	313.4	C-Pt	610±5
Au-Te	237.2±14.6	Be-T	204.4	Br-N	280.8±21	C-Rh	580±4
Au-U	318±29	Bi-Bi	204.4	Br-Na	363.1±4.2	C-Ru	648±13
Au-V	246.0±8.7	Bi-Br	240.2	Br-Nd	339.7	C-S	713.3±1.2
Au-Y	310±12	Bi-Cl	300.4±4.2	Br-Ni	360±13	C-Sc	444±21
B-B	290	Bi-D	283.7	Br-O	235.4±1.9	C-Se	590.4±5.9
B-Br	390.9±0.5	Bi-F	366.5±12.5	Br-P	≤329	C-Si	447
B-C	448±29	Bi-Ga	158.6±16.7	Br-Pb	248.5±14.6	C-Tc	564±29
B-Cd	301.0	Bi-H	≤283.3	Br-Pr	344.5	C-Th	453±17
B-Ce	305±21	Bi-I	186.1±5.8	Br-Rb	380.7±4.2	C-Ti	423±30
B-Cl	427	Bi-In	153.6±1.7	Br-S	218±17	C-U	455±15
B-D	341.0±6.3	Bi-Li	149.4	Br-Sb	314±59	C-V	423±24
B-F	732	Bi-O	337.2±12.6	Br-Sc	444±63	C-Y	418±14
B-H	345.2±2.5	Bi-P	281.7±13	Br-Se	297±84	C-Zr	495.8±38.6
B-I	361	Bi-Pb	142.4±3.0	Br-Si	358.2±8.4	Ca-Ca	16.52±0.11
B-Ir	512.2±17	Bi-S	315.5±4.6	Br-Sm	331.4	Ca-Cl	409±8.7
B-La	335±63	Bi-Sb	252.7±3.9	Br-Sn	337±13	Ca-D	≤169.9
B-N	377.9±8.7	Bi-Se	280.3±5.9	Br-Sr	365	Ca-F	529
B-Ne	3.97	Bi-Sn	193±13	Br-T	372.77	Ca-H	223.8
B-O	809	Bi-Te	232.2±11.3	Br-Tb	382.8	Ca-I	284.7±8.4
B-P	347±16.7	Bi-Tl	120.9±12.6	Br-Th	364	Ca-Kr	5.15±0.72
B-Pd	351.5±16.7	Bk-O	598	Br-Ti	373	Ca-Li	84.9±8.4

A-B	$D_{298}^{\circ}/\text{kJ mol}^{-1}$	A-B	$D_{298}^{\circ}/\text{kJ mol}^{-1}$	A-B	$D_{298}^{\circ}/\text{kJ mol}^{-1}$	A-B	$D_{298}^{\circ}/\text{kJ mol}^{-1}$
Ca-O	383.3±5.0	Cl-I	211.3±0.4	Co-S	331	D-I	302.33
Ca-Pd	347 - 360	Cl-In	436±8	Co-Si	274.4±17	D-In	246
Ca-S	335±21	Cl-K	433.0±8.4	Co-Ti	235.37±0.10	D-K	182.4
Ca-Xe	7.31±0.96	Cl-La	521.6	Co-Y	253.71±0.10	D-Li	240.24
Cd-Cd	~8.62	Cl-Li	469±13	Co-Zr	306.39±0.10	D-Lu	302
Cd-Cl	208.4	Cl-Lu	325.7±2	Cr-Cr	152.0±6	D-Mg	161.33±0.32
Cd-F	305±21	Cl-Mg	312	Cr-Cu	154.4±14.5	D-Mn	312±6
Cd-H	69.0±0.4	Cl-Mn	338.5±6.7	Cr-F	523±19	D-N	341.6
Cd-I	97.2±2.1	Cl-N	333.9±9.6	Cr-Fe	~75	D-Ni	≤302.9
Cd-In	134	Cl-Na	412.1±8.4	Cr-Ge	154±7	D-O	429.64
Cd-K	7.3	Cl-Nd	418.7	Cr-H	189.9±6.7	D-P	299.0
Cd-Kr	5.17	Cl-Ni	377.0±6.7	Cr-I	287.0±24.3	D-Pt	≤350.2
Cd-Na	10.2	Cl-O	267.47±0.08	Cr-N	377.8±18.8	D-S	350.62±1.20
Cd-Ne	3.97	Cl-P	≤376	Cr-Nb	295.72±0.06	D-Si	302.5
Cd-O	236±84	Cl-Pb	301±50	Cr-O	461±8.7	D-Sr	167.7
Cd-S	208.5±20.9	Cl-Pr	423.5	Cr-Pb	105±2	D-T	444.91
Cd-Se	127.6±25.1	Cl-Ra	343±75	Cr-S	331	D-Tl	193.0
Cd-Te	100.0±15.1	Cl-Rb	427.6±8.4	Cr-Sn	141±3	D-Zn	88.7
Cd-Xe	6.54	Cl-S	241.8	Cr-Sb	43.919±0.010	Dy-Dy	70.3
Ce-Ce	251.7	Cl-Sb	360±50	Cr-S	517.1±7.7	Dy-F	531
Ce-Cl	457.0	Cl-Sc	331	Cr-H	175.364	Dy-I	269.0±8.4
Ce-F	582±42	Cl-Se	322	Cr-Hg	8	Dy-O	615
Ce-I	333.8	Cl-Si	416.7±6.3	Cr-I	338.5±2.1	Dy-S	414±42
Ce-Ir	575±9	Cl-Sm	418.7	Cr-Na	63.2±1.3	Dy-Se	322±20
Ce-N	519±21	Cl-Sn	350±8	Cr-O	293±25	Dy-Te	234±20
Ce-O	790	Cl-Sr	409	Cr-Rb	49.57±0.01	Er-Er	75±29
Ce-Os	524±20	Cl-T	438.64	Cu-Cu	201	Er-F	565±17
Ce-Pd	319±21	Cl-Ta	544	Cu-D	270.3	Er-I	315.8
Ce-Pt	550±5	Cl-Tb	470.1	Cu-Dy	144±18	Er-O	606
Ce-Rh	545±7	Cl-Th	489	Cu-F	414	Er-S	418±21
Ce-Ru	494±12	Cl-Ti	405.4±10.5	Cu-Ga	215.9±15	Er-Se	326±20
Ce-S	569	Cl-Tl	372.8±2.1	Cu-Ge	208.8±21	Er-Te	238±20
Ce-Se	494.5±14.6	Cl-Tm	378.0	Cu-H	254.8±6	Es-O	460
Ce-Te	189.4±12.6	Cl-U	439	Cu-Ho	144±19	Eu-Eu	45.2
Cf-O	498	Cl-V	477±63	Cu-I	289±63	Eu-F	544
Cl-Cl	242.417±1.930	Cl-W	419	Cu-In	187.4±7.9	Eu-I	288.3
Cl-Co	337.6±6.7	Cl-Xe	7.08	Cu-Li	191.9	Eu-Li	268.1±12.6
Cl-Cr	377.8±6.7	Cl-Y	523±84	Cu-Na	176.1±16.7	Eu-O	473
Cl-Cs	445.7±7.7	Cl-Yb	374.5	Cu-Ni	201.7±9.6	Eu-Rh	238±34
Cl-Cu	377.8±7.5	Cl-Zn	229±8	Cu-O	287.4±11.6	Eu-S	365.7±13.4
Cl-D	436.303±0.011	Cl-Zr	530	Cu-S	274.5±14.6	Eu-Se	302.9±14.6
Cl-Dy	392.4	Cm-O	732	Cu-Se	255.2±14.6	Eu-Te	251.0±14.6
Cl-Er	448.6	Co-Co	<127	Cu-Si	221.3±6.3	F-F	158.670±0.096
Cl-Eu	405.5	Co-Cu	161.1±16.4	Cu-Sn	170±10	F-Fe	447
Cl-F	260.83	Co-D	270.2±5.8	Cu-Tb	191±18	F-Ga	584±13
Cl-Fe	329.7±6.7	Co-F	431±63	Cu-Te	230.5±14.6	F-Gd	590±17
Cl-Ga	463±13	Co-Ge	230±21	D-D	443.3197±0.0003	F-Ge	523±13
Cl-Gd	451.0	Co-H	244.9±4.8	D-F	576.174±0.096	F-H	569.658±0.012
Cl-Ge	390.8±9.6	Co-I	280±21	D-Ga	<276.5	F-Hf	650±15
Cl-H	431.361±0.013	Co-Mn	50±8	D-Ge	≤322	F-Hg	~180
Cl-Hg	92.0±9.2	Co-Nb	267.02±0.10	D-H	439.2223±0.0002	F-Ho	540
Cl-Ho	409.1	Co-O	384.5±13.4	D-Hg	42.05	F-I	≤271.5

A-B	$D_{298}^{\circ}/\text{kJ mol}^{-1}$	A-B	$D_{298}^{\circ}/\text{kJ mol}^{-1}$	A-B	$D_{298}^{\circ}/\text{kJ mol}^{-1}$	A-B	$D_{298}^{\circ}/\text{kJ mol}^{-1}$
F-In	516±13	Ga-Ga	<106.4	H-Sb	239.7±4.2	I-Nd	301.5
F-K	489.2	Ga-H	276	H-Sc	205±17	I-Ni	293±21
F-Kr	6.6	Ga-I	334±13	H-Se	312.5	I-O	240±5
F-La	659.0±17.2	Ga-In	94.0±3	H-Si	293.3±1.9	I-Pb	194±38
F-Li	577±21	Ga-Kr	4.08	H-Sn	264±17	I-Pr	306.2
F-Lu	405±19	Ga-Li	133.1±14.6	H-Sr	164±8	I-Rb	318.8±2.1
F-Mg	463	Ga-O	374±21	H-T	440.49	I-Si	243.1±8.4
F-Mn	445.2±7.5	Ga-P	229.7±12.6	H-Te	270.7±1.7	I-Sm	293.1
F-Mo	464	Ga-Sb	192.0±12.6	H-Ti	204.6±8.8	I-Sn	235±3
F-N	≤349	Ga-Te	265±21	H-Tl	195.4±4	I-Sr	301
F-Na	477.3	Ga-Xe	5.27	H-V	209.3±6.8	I-Tb	336.2
F-Nd	545.2±12.6	Gd-Gd	206.3±67.5	H-Yb	183.1±2.0	I-Te	192±42
F-Ni	428.4±19.3	Gd-I	333.8	H-Zn	85.8±2	I-Th	361±25
F-Np	430±50	Gd-O	715	He-He	3.809	I-Ti	306
F-O	220	Gd-S	526.8±10.5	He-Hg	3.8	I-Tl	285±21
F-P	≤405	Gd-Se	430±15	He-Xe	3.8	I-Tm	260.8
F-Pb	355±13	Gd-Te	341±15	Hf-Hf	328±58	I-U	299±27
F-Pr	582±46	Ge-Ge	264.4±6.8	Hf-N	535±30	I-Xe	~6.9
F-Pu	538±29	Ge-H	263.2±4.8	Hf-O	801±13	I-Y	422.6±12.5
F-Rb	494±21	Ge-I	268±25	Hg-Hg	7.79±0.24	I-Yb	257.3
F-Ru	402	Ge-Ni	290.3±10.9	Hg-I	34.69±0.96	I-Zn	153.1±6.3
F-S	343.5±6.7	Ge-O	660.3	Hg-K	8.8	I-Zr	127
F-Sb	439±96	Ge-Pd	254.7±10.5	Hg-Kr	5.75	In-In	82.0±5.7
F-Sc	599.1±13.4	Ge-S	534±3	Hg-Li	13.16±0.38	In-Kr	4.85
F-Se	339±42	Ge-Sc	270±11	Hg-Na	10.8	In-Li	92.5±14.6
F-Si	576.4±17	Ge-Se	484.7±1.7	Hg-Ne	4.14	In-O	346±30
F-Sm	565	Ge-Si	297	Hg-O	269	In-P	197.9±8.4
F-Sn	476±8	Ge-Sn	230.1±13	Hg-Rb	8.4	In-S	287.9±14.6
F-Sr	538	Ge-Te	396.7±3.3	Hg-S	217.3±22.2	In-Sb	151.9±10.5
F-T	579.009±0.108	Ge-Y	279±11	Hg-Se	144.3±30.1	In-Se	245.2±14.6
F-Ta	573±13	H-H	435.7799±0.0001	Hg-T	43.14	In-Te	215.5±14.6
F-Tb	561±42	H-Hg	39.844	Hg-Te	<142	In-Xe	6.48
F-Th	652	H-I	298.26±0.10	Hg-Tl	2.9	In-Zn	32.2
F-Ti	569±33	H-In	243.1	Hg-Xe	6.65	Ir-Ir	361±68
F-Tl	439±21	H-K	174.576	Ho-Ho	70.3	Ir-La	577±12
F-Tm	510	H-Li	238.039±0.006	Ho-I	275.1	Ir-Nb	465±25
F-U	648	H-Mg	126.4±2.9	Ho-O	606	Ir-O	414±42
F-V	590±63	H-Mn	251±5	Ho-S	428.4±14.6	Ir-Si	462.8±21
F-W	≤544	H-Mo	211±19	Ho-Se	333±15	Ir-Th	574±42
F-Xe	14.18	H-N	≤338.9	Ho-Te	≤259±15	Ir-Ti	422±13
F-Y	685.3±13.4	H-Na	185.69±0.29	I-I	152.25±0.57	Ir-Y	457±15
F-Yb	≥517.6±9.6	H-Nb	>221.9±9.6	I-In	306.9±1.1	K-K	56.96
F-Zn	364±63	H-Ni	240±8	I-K	322.5±2.1	K-Kr	4.6
F-Zr	627.2±10.5	H-O	429.91±0.29	I-Kr	5.67	K-Li	82.0±4.2
Fe-Fe	118	H-P	297.0±2.1	I-La	411.7	K-Na	65.994±0.008
Fe-Ge	210.9±29	H-Pb	≤157	I-Li	345.2±4.2	K-Zn	6.5
Fe-H	148±3	H-Pd	234±25	I-Lu	263.2	K-O	271.5±12.6
Fe-I	123	H-Pt	330	I-Mg	229	K-Rb	53.723±0.005
Fe-O	407.0±1.0	H-Rb	172.6	I-Mn	282.8±9.6	K-Xe	5.0
Fe-S	328.9±14.6	H-Rh	241.0±5.9	I-Mo	266.9	Kr-Kr	5.39
Fe-Si	297±25	H-Ru	223±15	I-N	159±17	Kr-Li	~12.1
Fm-O	443	H-S	353.57±0.30	I-Na	304.2±2.1	Kr-Mg	6.71±0.96

A-B	$D_{298}^{\circ}/\text{kJ mol}^{-1}$	A-B	$D_{298}^{\circ}/\text{kJ mol}^{-1}$	A-B	$D_{298}^{\circ}/\text{kJ mol}^{-1}$	A-B	$D_{298}^{\circ}/\text{kJ mol}^{-1}$
Kr-Na	~4.53	N-S	467±24	O-Rh	405±42	Pr-Te	326±20
Kr-Ne	4.31	N-Sb	460±84	O-Ru	528±42	Pt-Pt	306.7±1.9
Kr-O	<8	N-Sc	464±84	O-S	517.90±0.05	Pt-Si	501±18
Kr-Tl	4.14	N-Si	437.1±9.9	O-Sb	434±42	Pt-Th	551±42
Kr-Xe	5.66	N-Ta	607±84	O-Sc	671.4±1.0	Pt-Ti	397.5±10.6
Kr-Zn	5.0	N-Th	577±33	O-Se	429.7±6.3	Pt-Y	474±12
La-La	244.9	N-Ti	476±33	O-Si	799.6±13.4	Rb-Rb	48.898±0.005
La-N	519±42	N-U	531±21	O-Sm	573	Re-Re	432±30
La-O	798	N-V	523±38	O-Sn	528	Rh-Rh	235.85±0.05
La-Pt	505±12	N-Xe	26.9	O-Sr	426.3±6.3	Rh-Sc	444±11
La-Rh	550±12	N-Y	477±63	O-Ta	839	Rh-Si	395.0±18.0
La-S	573.4±1.7	N-Zr	565±25	O-Tb	694	Rh-Th	513±21
La-Se	485.7±14.6	Na-Na	74.805±0.586	O-Tc	548	Rh-Ti	390.8±14.6
La-Te	385.6±15	Na-Ne	~3.8	O-Te	377±21	Rh-U	519±17
La-Y	197±21	Na-O	270±4	O-Th	877	Rh-V	364±29
Li-Li	105.0	Na-Rb	63.887±0.024	O-Ti	668	Rh-Y	446±11
Li-Mg	67.4±6.3	Na-Xe	~5.12	O-Tl	213±84	Ru-Ru	193.0±19.3
Li-Na	87.181±0.001	Nb-Nb	513	O-Tm	514	Ru-Si	397.1±21
Li-O	340.5±6.3	Nb-Ni	271.9±0.1	O-U	755	Ru-Th	592±42
Li-Pb	78.7±8	Nb-O	726.5±10.6	O-V	637	Ru-V	414±29
Li-S	312.5±7.5	Nb-Ti	302.0±0.1	O-W	720±71	S-S	425.30
Li-Sb	169.0±10.0	Nb-V	369.3±0.1	O-Xe	36.4	S-Sb	378.7
Li-Si	149	Nd-Nd	82.8	O-Y	714.1±10.2	S-Sc	478.2±12.6
Li-Sm	193.3±18.8	Nd-O	703	O-Yb	387.7±10	S-Se	371.1±6.7
Li-Tm	276.1±14.6	Nd-S	471.5±14.6	O-Zn	≤250	S-Si	617±5
Li-Xe	~12.1	Nd-Se	393.9	O-Zr	766.1±10.6	S-Sm	389
Li-Yb	143.5±12.6	Nd-Te	305±15	Os-Os	415±77	S-Sn	467
Lr-O	665	Ne-Ne	4.070	P-P	489.1	S-Sr	338.5±16.7
Lu-Lu	142±33	Ne-Xe	4.31	P-Pt	≤416.7±16.7	S-Ta	669.5±13.5
Lu-O	669	Ne-Zn	3.92	P-Rh	353.1±16.7	S-Tb	515±42
Lu-Pt	402±34	Ni-Ni	204	P-S	442±10	S-Te	335±42
Lu-S	508.4±14.4	Ni-O	366±30	P-Sb	356.9±4.2	S-Ti	418±3
Lu-Se	418±15	Ni-Pd	140.9	P-Se	363.7±10.0	S-Tm	368±21
Lu-Te	325±15	Ni-Pt	273.7±0.3	P-Si	363.6	S-U	528.4±10.5
Md-O	418	Ni-S	356±21	P-Te	297.9±10.0	S-V	449.4±14.6
Mg-Mg	11.3	Ni-Si	318±17	P-Th	372±29	S-Y	528.4±10.5
Mg-Ne	~4.1	Ni-V	206.3±0.2	P-Tl	209±13	S-Yb	167
Mg-O	358.2±7.2	Ni-Y	283.92±0.10	P-U	293±21	S-Zn	224.8±12.6
Mg-S	234	Ni-Zr	279.8±0.1	P-W	305±4	S-Zr	572.0±11.6
Mg-Xe	9.70±1.79	No-O	268	Pb-Pb	86.6±0.8	Sb-Sb	301.7±6.3
Mn-Mn	61.6±9.6	Np-O	731	Pb-S	398	Sb-Te	277.4±3.8
Mn-O	362±25	O-O	498.36±0.17	Pb-Sb	161.5±10.5	Sb-Tl	126.7±10.5
Mn-S	301±17	O-Os	575	Pb-Se	302.9±4.2	Sc-Sc	163±21
Mn-Se	239.3±9.2	O-P	589	Pb-Te	249.8±10.5	Sc-Se	385±17
Mo-Mo	435.5±1.0	O-Pa	792	Pd-Pd	>136	Sc-Si	227.2±14
Mo-Nb	452±25	O-Pb	374	Pd-Pt	191.0	Sc-Te	289±17
Mo-O	502	O-Pd	238.1±12.6	Pd-Si	261±12	Se-Se	330.5
N-N	944.84±0.10	O-Pr	740	Pd-Y	241±15	Se-Si	538±13
N-O	631.62±0.18	O-Pt	391±42	Po-Po	187	Se-Sm	331.0±14.6
N-P	617.1±20.9	O-Pu	656.1	Pr-Pr	129.1	Se-Sn	401.2±5.9
N-Pt	374.2±9.6	O-Rb	276±12.6	Pr-S	492.5±4.6	Se-Sr	251.0±12.6
N-Pu	469±63	O-Re	627±84	Pr-Se	446.4±23.0	Se-Tb	423±20

A-B	$D_{298}^{\circ}/\text{kJ mol}^{-1}$	A-B	$D_{298}^{\circ}/\text{kJ mol}^{-1}$	A-B	$D_{298}^{\circ}/\text{kJ mol}^{-1}$	A-B	$D_{298}^{\circ}/\text{kJ mol}^{-1}$
Se-Te	293.3	Sm-Te	272.4±14.6	Te-Ti	289±17	Tm-Tm	54±17
Se-Ti	381±42	Sn-Sn	187.1±0.3	Te-Tm	182±40	U-U	222±21
Se-Tm	274±40	Sn-Te	338.1±6.3	Te-Y	339±13	V-V	269.3±0.1
Se-V	347±21	Sr-Sr	16.64±1.12	Te-Zn	117.6±18.0	V-Zr	260.6±0.3
Se-Y	435±13	T-T	446.67	Th-Th	≤289±33	W-W	666
Se-Zn	170.7±25.9	Ta-Ta	390±96	Ti-Ti	117.6	Xe-Xe	6.023
Si-Si	310	Tb-Tb	138.8	Ti-V	203.2±0.1	Y-Y	~270±39
Si-Te	448±8	Tb-Te	339±42	Ti-Zr	214.3±0.1	Yb-Yb	16.3
Si-Y	258±17	Tc-Tc	330	Tl-Tl	59.4	Zn-Zn	22.2±6.3
Sm-Sm	54±21	Te-Te	257.6±4.1	Tl-Xe	4.18	Zr-Zr	298.2±0.1

TABLE 2. Enthalpy of Formation of Gaseous Atoms

Atom	$\Delta_f H_{298}^{\circ}/\text{kJ mol}^{-1}$	Ref.	Atom	$\Delta_f H_{298}^{\circ}/\text{kJ mol}^{-1}$	Ref.	Atom	$\Delta_f H_{298}^{\circ}/\text{kJ mol}^{-1}$	Ref.
Ac	406	5	Gd	397.5±2.1	4	Pu	345	6
Ag	284.9±0.8	2	Ge	372±3	2	Ra	159	5
Al	330.9±4.0	2	H	217.998±0.006	2	Rb	80.9±0.8	2
Am	284	6	Hf	618.4±6.3	3	Re	774±6.3	1
As	302.5±13	1	Hg	61.38±0.04	2	Rh	556±4	1
Au	368.2±2.1	1	Ho	300.6±2.1	4	Ru	650.6±6.3	1
B	565±5	2	I	106.76±0.04	2	S	277.17±0.15	2
Ba	179.1±5.0	3	In	243±4	1	Sb	264.4 ±2.5	1
Be	324±5	2	Ir	669±4	1	Sc	377.8±4	1
Bi	209.6±2.1	1	K	89.0±0.8	2	Se	227.2±4	1
Bk	310	6	La	431.0±2.1	4	Si	450.0±8	2
Br	111.87±0.12	3	Li	159.3±1.0	2	Sm	206.7±2.1	4
C	716.68±0.45	2	Lu	427.6±2.1	4	Sn	301.2±1.5	2
Ca	177.8±0.8	2	Mg	147.1±0.8	2	Sr	164.0±1.7	3
Cd	111.80±0.20	2	Mn	283.3±4.2	3	Ta	782.0±2.5	1
Ce	420.1±2.1	4	Mo	658.98±3.8	3	Tb	388.7±2.1	4
Cf	196	6	N	472.68±0.40	2	Tc	678	5
Cl	121.301±0.008	2	Na	107.5±0.7	3	Te	196.6±2.1	1
Cm	386	6	Nb	733.0±8	3	Th	602±6	2
Co	426.7	3	Nd	326.9±2.1	4	Ti	473±3	2
Cr	397.48±4.2	3	Ni	430.1±8.4	3	Tl	182.2±0.4	1
Cs	76.5±1.0	2	Np	464.8	6	Tm	232.2±2.1	4
Cu	337.4±1.2	2	O	249.18±0.10	2	U	533±8	2
Dy	290.4±2.1	4	Os	787±6.3	1	V	515.5±8	3
Er	316.4±2.1	4	P	316.5±1.0	2	W	851.0±6.3	3
Es	133	6	Pa	563	5	Y	424.7±2.1	4
Eu	177.4±2.1	4	Pb	195.2±0.8	2	Yb	155.6±2.1	4
F	79.38±0.30	2	Pd	376.6±2.1	1	Zn	130.40±0.40	2
Fe	415.5±1.3	3	Pr	356.9±2.1	4	Zr	610.0±8.4	3
Ga	271.96±2.1	3	Pt	565.7±1.3	1			

References

- Brewer, L. and Rosenblatt, G.M., *Adv. High Tem. Chem.*, 2, 1-83, 1969.
- Cox, J.D., Wagman, D.D., and Medvedev, V.A., Eds., *CODATA Key Values for Thermodynamics*, Hemisphere Publishing Corporation, New York, 1989; updated e-version: <http://www.codata.org/codata>.
- NIST Chemistry WebBook, <http://webbook.nist.gov>. *NIST-JANAF Thermochemical Table* 4th Edition, Ed. Chase, M.W.Jr., ACS, AIP, New York, 1998.
- Chandrasekharaiah, M.S. and Gingerich, K.A., Thermodynamic properties of gaseous species, in *Handbook on the Chemistry and Physics of Rare Earths*; Gschneidner, K.A., Jr, Ering, L., Eds. Elsevier, Amsterdam, 1989, Vol. 12, Chapter 86, p. 409-431.
- Lias, S.G. et al., Gas-phase ion and neutral thermochemistry, *J. Phys. Chem. Ref. Data*, 17, Supl. 1, 1988.
- Klenschmidt, P.D., et al., *High Tem. Sci.*, 19, 267-274, 1985.

TABLE 3. Bond Dissociation Energies in Polyatomic Molecules

The D_{298}° values in polyatomic molecules are notoriously difficult to measure accurately since the mechanism of the kinetic systems involved in many of the measurements are seldom straightforward. Thus, much lively controversy has taken place in the literature and is likely to continue for some time to come. We will keep on updating and presenting our assessment of the most reliable BDE data every year.

The references relating to each of the D_{298}° values listed in Table 3 are contained in the *Comprehensive Handbook of Chemical Bond Energies*, by Yu-Ran Luo, Taylor & Francis, 2006. Many D_{298}° in Table 3 are derived from the equation

$$D_{298}^{\circ}(\text{R-X}) = \Delta_f H^{\circ}(\text{R}) + \Delta_f H^{\circ}(\text{X}) - \Delta_f H^{\circ}(\text{RX})$$

Here, the enthalpies of formation of the atoms and radicals are taken from Tables 2 and 4, respectively, and the enthalpies of formation of the molecules are from reference sources listed in the above *Comprehensive Handbook of Chemical Bond Energies*.

Table 3 presents H-C, C-C, C-halogen, O-, N-, S-, Si-, Ge-, Sn-, Pb-, P-, As-, Sb-, Bi-, Se-, Te-, and metal-X BDEs. The boldface in the species indicates the dissociated fragment. The metal-X BDEs are arranged on the basis of the Periodic Table with the new IUPAC notation for Groups 1 to 18, see inside front cover of this Handbook.

Bond	$D_{298}^{\circ}/$ kJ mol ⁻¹	Bond	$D_{298}^{\circ}/$ kJ mol ⁻¹	Bond	$D_{298}^{\circ}/$ kJ mol ⁻¹
(1) C-H BDEs		CH ₂ =CHCH ₂ CH ₂ CH ₃	348.8	H-CH ₂ I	431.6±2.8
CH ₃ -H	439.3±0.4	CH ₂ =CHCH(CH ₃) ₂	332.6±7.1	CF ₃ CF ₂ -H	429.7±2.1
CH ₃ CH ₂ -H	420.5±1.3	CH ₂ =C(CH ₃ CH ₂)CH ₂ -H	356.1±8.4	CHF ₂ CF ₂ -H	431.0±18.8
CH ₃ CH ₂ CH ₂ -H	422.2±2.1	(CH ₂ =CH) ₂ C(CH ₃)-H	322.2	CH ₂ FCF ₂ -H	433.0±14.6
CH ₃ CH ₂ CH ₃	410.5±2.9	H-cyclo-C ₃ H ₅	444.8±1.0	CHF ₂ CFH-H	426.8±14.6
CH ₃ CH ₂ CH ₂ CH ₂ -H	421.3	H-CH ₂ -cyclo-C ₃ H ₅	407.5±6.7	CF ₃ CH ₂ -H	446.4±4.5
CH ₃ CH ₂ CH ₂ CH ₃	411.1±2.2	H-cyclo-C ₄ H ₇	409.2±1.3	CH ₃ CF ₂ -H	416.3±4.2
(CH ₃) ₂ CHCH ₂ -H	419.2±4.2	H-cyclo-C ₅ H ₉	400.0±4.2	CH ₂ FCHF-H	413.4±12.6
(CH ₃) ₃ C-H	400.4±2.9	H-cyclo-C ₆ H ₁₁	416.3	CHF ₂ CH ₂ -H	433.0±14.6
(CH ₃) ₃ CCH ₂ -H	419.7±4.2	H-C ₆ H ₅	472.2±2.2	CH ₂ FCH ₂ -H	433.5±8.4
(CH ₃ CH ₂)CH(CH ₃) ₂	400.8	H-CH ₂ C ₆ H ₅	375.5±5.0	CH ₃ CHF-H	410.9±8.4
CH ₃ CH ₂ (CH ₂) ₂ CH ₃	415.1	H-CH(CH ₃)C ₆ H ₅	357.3±6.3	CF ₃ CHCl-H	425.9±6.3
(C ₆ H ₅)CH(CH ₃) ₂	396.2±8.4	H-CH(C ₆ H ₅) ₂	353.5±2.1	CF ₃ CClBr-H	404.2±6.3
CH ₃ CH(CH ₃)CH(CH ₃) ₂	399.2±13.0	H-CH(C ₆ H ₄ -p-OH) ₂	375.8±4.7	CClF ₂ CHF-H	412.1±2.1
CH ₃ CH ₂ (CH ₂) ₃ CH ₃	410	H-C(CH ₃) ₂ C ₆ H ₅	348.1±4.2	CCl ₃ CCl ₂ -H	397.5±8.4
CH ₃ CH ₂ (CH ₂) ₄ CH ₃	410	H-C(C ₆ H ₅) ₃	338.9±8.4	CHCl ₂ CCl ₂ -H	393.3±8.4
HCC-H	557.81±0.30	1-H-C ₈ H ₇	469.4±5.4	CH ₃ CCl ₂ -H	397.9±5.0
HCCCC-H	539±12	2-H-C ₈ H ₇	468.2±5.9	CH ₃ CHCl-H	406.6±1.5
CHCCH ₂ -H	372.0±4.2	H-CF ₃	445.2±2.9	CH ₂ ClCH ₂ -H	423.1±2.4
CH ₃ CCCH ₂ -H	379.5	H-CHF ₂	431.8±4.2	CH ₃ CBr ₂ -H	397.1±5.0
HCCCH ₂ CH ₃	373.0	H-CH ₂ F	423.8±4.2	CH ₂ BrCH ₂ -H	415.1±8.4
CH ₂ =CHCCCH ₂ -H	363.3	H-CClF ₂	421.3±8.4	CH ₃ CHBr-H	406.7±4.2
CH ₃ CCCH ₂ CH ₃	365.3±9.6	H-CCl ₂ F	410.9±8.4	CF ₂ =CF-H	464.4±8.4
HCCCH ₂ CH ₂ CH ₃	349.8±8.4	H-CBrF ₂	415.5±12.6	CF ₃ CF ₂ CF ₂ -H	432.2
HCCCH(CH ₃) ₂	345.2±8.4	H-CHClF	421.7±10.0	CH ₃ CH ₂ CHCl-H	407.0±3.5
CH ₃ CCCH(CH ₃) ₂	344.3±11.3	H-CCl ₃	392.5±2.5	CH ₂ =CH-CHF-H	370.7±4.6
HCCCCC-H	~543±13	H-CHCl ₂	407.1±4.2	CH ₂ =CHCHCl-H	370.7±4.6
H ₂ C=CH-H	464.2±2.5	H-CH ₂ Cl	419.0±2.3	CH ₂ =CHCHBr-H	374.0±4.6
CH ₂ =C=CH-H	371.1±12.6	H-CFClBr	413±21	H-C ₆ F ₅	487.4
CH ₃ CH=CH-H	464.8	H-CHClBr	406.0±2.4	H-CH ₂ OH	401.92±0.63
CH ₂ =CHCH ₂ -H	369±3	H-CCl ₂ Br	387±21	CH ₂ CHOH	467±11
CH ₂ =CH-CH ₂ CH ₂ -H	410.5	H-CClBr ₂	371±21	CH ₃ CH ₂ OH	401.2±4.2
CH ₂ =CHCH ₂ CH ₃	350.6	H-CBr ₃	399.2±8.4	CH ₃ CH ₂ OH	421.7±8
CH ₂ =C(CH ₃)CH ₂ -H	372.8	H-CHBr ₂	417.1±7.5	CH ₃ CH ₂ CH ₂ OH	392
CH ₂ =CHCH=CHCH ₂ -H	347.3±12.6	H-CH ₂ Br	427.2±2.4	CH ₃ CH ₂ CH ₂ OH	394.6±8.4
(CH ₂ =CH) ₂ CH-H	320.5±4.2	H-Cl ₃	423±29	CH ₃ CH ₂ CH ₂ OH	406.3±8.4
		H-CHI ₂	431.0±8.4		

Bond	D_{298}° / kJ mol ⁻¹	Bond	D_{298}° / kJ mol ⁻¹	Bond	D_{298}° / kJ mol ⁻¹
(CH ₃) ₂ CHOH	383.7±8.4	CH ₃ C(O)OH	398.7±12.1	CH ₂ (CN) ₂	366.5
(CH ₃) ₂ CHOH	394.6±8.4	ClCH ₂ C(O)OH	398.9	CH ₂ (CN)(NH ₂)	355.2
CH ₂ =CHCH ₂ OH	341.4±7.5	H-C(O)OCH ₃	399.2±8.4	(CH ₃) ₂ CHCN	384.5
(CH ₃) ₃ COH	418.4±8.4	CH ₃ C(O)OCH ₃	406.3±10.5	CH ₃ NC	389.1±12.6
(CH ₂ =CH) ₂ CHOH	288.7	CH ₃ C(O)OCH ₃	404.6	H-HCNN	405.8±8.4
Ph ₂ CHOH	326	CH ₃ C(O)OCH ₂ CH ₃	401.7	H-CNN	331±17
CH ₃ CH(OH) ₂	~ 385	CH ₃ C(O)OPh	419.2±5.4	CH ₃ NO ₂	415.4
(CH ₂ OH) ₂	385.3	CH ₃ CH ₂ C(O)OEt	400	CH ₃ CH ₂ NO ₂	410.5
HOCH ₂ (CH ₂) ₂ (OH)CH-H	399.2	PhCH ₂ C(O)OEt	370.7	C ₂ H ₅ CH ₂ NO ₂	410.5
CH ₃ OCH ₃	402.1	Me ₂ CHC(O)OEt	387.4	Me ₂ CHNO ₂	394.9
CHF ₂ OCF ₃	443.5±4.2	PhCHMe(C(O)OEt)	358.2	C ₆ H ₅ C(NO ₂)CHCH ₃	357.3
CHF ₂ OCHF ₂	435.1±4.2	H-furaylmethyl	361.9±8.4	H-C(S)H	399.6±5.0
CH ₃ OCF ₃	426.8±4.2	CH ₃ NH ₂	392.9±8.4	CH ₃ SH	392.9±8.4
CH ₃ OCH ₂ CH ₃	389.1	CH ₃ N=CH ₂	407.9±14.6	CH ₃ SCH ₃	392.0±5.9
(CH ₃) ₃ COC(CH ₃) ₃	402.1	CH ₃ CH ₂ NH ₂	377.0±8.4	PhSCH ₃	389.1
CH ₃ CH ₂ OCH ₂ CH ₃	389.1	C ₂ H ₅ CH ₂ NH ₂	380.7±8.4	PhCH ₂ SPh	352.3
CH ₃ CH ₂ Ot-C(CH ₃) ₃	405.4	C ₃ H ₇ CH ₂ NH ₂	393.3±8.4	(PhS) ₂ CHPh	341.0
CH ₃ OPh	385.0	C ₄ H ₉ CH ₂ NH ₂	387.7±8.4	PhSCHPh ₂	344.8
H-2-oxiran-2-yl	420.5±6.5	HOCH ₂ CH ₂ NH ₂	379.5±8.4	CH ₃ SOCH ₃	393.3
H-tetrahydrofuran-2-yl	385.3±6.7	(CH ₃ CH ₂) ₂ NH	370.7±8.4	CH ₃ SO ₂ CH ₃	414.2
HC(O)-H	368.40±0.67	(C ₃ H ₇ CH ₂) ₂ NH	379.9±8.4	CH ₃ SO ₂ CF ₃	431.0
FC(O)-H	423.0	(C ₄ H ₉ CH ₂) ₂ NH	384.5±8.4	CH ₃ SO ₂ Ph	414.2
CH ₃ C(O)-H	374.0±1.3	(C ₂ H ₅) ₂ NCH ₂ CH ₃	379.5±1.7	PhCH ₂ SO ₂ Me	380.7
CF ₃ C(O)-H	390.4	(C ₂ H ₅ CH ₂) ₃ N	376.6±8.4	PhCH ₂ SO ₂ CF ₃	372.4
C ₂ H ₅ C(O)-H	374.5	((CH ₃) ₂ CCH ₂) ₃ N	388.3±8.4	PhCH ₂ SO ₂ tBu	376.6
CH ₂ =CHC(O)-H	372.8	(Bu) ₂ NCH ₂ (nPr)	381±10.0	Ph ₂ CHSO ₂ Ph	365.3
C ₃ H ₇ C(O)-H	371.2	((CH ₃) ₂ CH) ₃ N	387.0±8.4	CH ₂ (SPh) ₂	372.4
<i>iso</i> -C ₃ H ₇ C(O)-H	364.5	(CH ₃) ₂ CHNH ₂	372.0±8.4	H-CH ₂ SiMe ₃	418±6.3
C ₄ H ₉ C(O)-H	372.0	CH ₃ NHCH ₃	364.0±8.4	H-CH ₂ C(CH ₃) ₂ SiMe ₃	409±5
(CH ₃) ₂ CHCH ₂ C(O)-H	362.5	(CH ₃) ₃ N	380.7±8.4	H-CH ₂ SiMe ₂ Ph	410.1
C ₂ H ₅ CH(CH ₃)C(O)-H	360.8	<i>tert</i> -BuN(CH ₃) ₂	376.6±8.4	H-CH((CH ₃) ₃ Si) ₂	397±13
<i>tert</i> -BuC(O)-H	375.1	((HOCH ₂ CH ₂) ₂ (CH ₃))N	364.4±8.4	H-CH ₂ B(RO) ₂	412.5
Et ₂ CHC(O)-H	367.2	(HOCH ₂ CH ₂) ₃ N	379.9±8.4	H-CH((CH ₃) ₂ P) ₂	385±13
CH ₃ (CH ₂) ₈ C(O)-H	373.3	((HOCH ₂)CH(CH ₃) ₃)N	379.9±8.4		
C ₆ H ₅ C(O)-H	371.1±10.9	PhCH ₂ NH ₂	368.2	(2) C-C BDEs	
PhCH ₂ C(O)-H	362.0	PhN(CH ₂ CH ₃) ₂	383.3±4.2	CH ₃ -CH ₃	377.4±0.8
PhC(CH ₃) ₂ C(O)-H	362.9	Ph ₂ NCH ₃	379.5±1.7	CH ₃ -C ₂ H ₅	370.3±2.1
H-CH=C=O	448.1	PhN(CH ₂ Ph) ₂	357.3±8.8	CH ₃ -C ₃ H ₇	372.0±2.9
CH ₃ C(O)H	394.5±9.2	N(CH ₂ Ph) ₃	372.8±2.5	CH ₃ - <i>iso</i> -C ₃ H ₇	369.0±3.8
CH ₃ C(O)Cl	≤423.4	PhN(CH ₂ CH=CH ₂) ₂	339.3±2.9	CH ₃ -C ₄ H ₉	371.5±2.9
CH ₃ CH ₂ C(O)H	383.7	N(CH ₂ CH=CH ₂) ₃	345.6±3.3	CH ₃ - <i>iso</i> -C ₄ H ₉	370.3±4.6
CH ₃ COCH ₃	401.2±2.9	H ₂ NNH(CH ₃)	410	CH ₃ - <i>sec</i> -C ₄ H ₉	368.2±2.9
CF ₃ C(O)CH ₃	465.6	HNN(CH ₃) ₂	410	CH ₃ - <i>tert</i> -C ₄ H ₉	363.6±2.9
CH ₃ COCH ₂ CH ₃	403.8	(CH ₃) ₂ NC ₆ H ₅	383.7±5.4	CH ₃ -C ₅ H ₁₁	368.4±6.3
MeCOCH ₂ Me	386.2±7.1	H-CN	528.5±0.8	CH ₃ -CH(C ₂ H ₅) ₂	365.7±4.2
EtCOCH ₂ Me	396.5±2.8	CH ₃ CN	405.8±4.2	CH ₃ -C(CH ₃) ₂ (CH ₂ CH ₃)	360.9±6.3
CH ₃ CH ₂ COC ₆ H ₅	402.8±3.6	CH ₃ CH ₂ CN	393.3±12.6	CH ₃ -C ₆ H ₁₃	368.2±6.3
MeCH ₂ COPh	388.7	PhCH ₂ CN	344.3	C ₂ H ₅ -C ₂ H ₅	363.2±2.5
H-C(O)OH	404.2	C ₆ F ₅ CH ₂ CN	350.6	C ₃ H ₇ -C ₃ H ₇	366.1±3.3

Bond	$D^{\circ}_{298}/$ kJ mol ⁻¹	Bond	$D^{\circ}_{298}/$ kJ mol ⁻¹	Bond	$D^{\circ}_{298}/$ kJ mol ⁻¹
<i>iso</i> -C ₃ H ₇ - <i>iso</i> -C ₃ H ₇	353.5±4.6	CHF ₂ -CHF ₂	382.4±15.5	CF ₂ CF-CFCF ₂	558.1±12.6
C ₄ H ₉ -C ₄ H ₉	364.0±3.8	CClF ₂ -CClF ₂	378.7±12.6	CH ₂ FCH ₂ -CPh ₃	274.9±16.7
<i>iso</i> -C ₄ H ₉ - <i>iso</i> -C ₄ H ₉	362.3±6.3	CF ₂ Cl-CFCl ₂	358.6±12.6	CHF ₂ CH ₂ -CPh ₃	264.0±16.7
<i>sec</i> -C ₄ H ₉ - <i>sec</i> -C ₄ H ₉	348.5±3.3	CHF ₂ -CH ₂ F	394.1±16.7	CH ₃ -CH ₂ OH	364.8±4.2
<i>tert</i> -C ₄ H ₉ - <i>tert</i> -C ₄ H ₉	322.6±4.2	CH ₂ F-CH ₂ F	368.2±8.4	CF ₃ -CH ₂ OH	405.4±6.3
CH ₃ - <i>cyclo</i> -C ₅ H ₉	358.2±5.0	CHF ₂ -CH ₃	405.0±8.4	C ₂ H ₅ -CH ₂ OH	356.9±5.0
CH ₃ - <i>cyclo</i> -C ₆ H ₁₁	377.0±7.5	CH ₂ F-CH ₃	388.3±8.4	C ₃ H ₇ -CH ₂ OH	357.3±3.3
<i>cyclo</i> -C ₆ H ₁₁ - <i>cyclo</i> -C ₆ H ₁₁	369.0±8.4	CHClF-CH ₃	399.6±12.6	<i>iso</i> -C ₃ H ₇ -CH ₂ OH	354.8±4.2
CH ₃ -CH ₂ C≡CH	320.5±5.0	CF ₂ Br-CHClF	369.4	C ₄ H ₉ -CH ₂ OH	355.6±4.2
CH ₃ -CH ₂ C≡CCH ₃	308.4±6.3	CF ₂ Br-CH ₃	396.6±15.1	<i>sec</i> -C ₄ H ₉ -CH ₂ OH	352.7±4.2
CH ₃ -CH(CH ₃)C≡CH	305.4±8.4	CCl ₃ -CCl ₃	285.8±6.3	<i>iso</i> -C ₄ H ₉ -CH ₂ OH	354.0±5.4
CH ₃ -CH(CH ₃)C≡CCH ₃	320.9±6.3	CCl ₃ -CClF ₂	282.0±12.6	C ₆ H ₅ -CH ₂ OH	413.4±5.4
CH ₃ -C(CH ₃) ₂ C≡CH	295.8±6.3	CCl ₃ -CHCl ₂	306.3±8.4	HOH ₂ C-CH ₂ OH	358.2±6.3
CH ₃ -C(CH ₃) ₂ C≡CCH ₃	303.3±6.3	CCl ₃ -CH ₂ Cl	323.8±8.4	NH ₂ CH ₂ -CH ₂ OH	335.6±10.5
CH ₃ -CHCH ₂	426.3±6.3	CCl ₃ -CH ₃	362.3±6.3	CH ₃ -CH ₂ OCH ₃	363.2±5.0
CH ₃ -CH=CCH ₂	359.8±5.9	CHCl ₂ -CHCl ₂	342.3±8.4	CH ₃ OCH ₂ -CH ₂ OCH ₃	338.9±10.5
CH ₃ -cyclopro-en-1-yl	340.6±20.9	CHCl ₂ -CH ₂ Cl	358.6±8.4	CH ₃ -C(O)H	354.8±1.7
CH ₃ -CH ₂ CH=CH ₂	317.6±3.8	CHCl ₂ -CH ₃	365.1±3.3	CCl ₃ -C(O)H	309.2±5.0
CH ₃ -CH ₂ C(CH ₃)=CH ₂	310.0±4.2	CHBrCl-CH ₃	384.5	CH ₃ -C(O)F	417.6±6.3
CH ₃ -CH(CH ₃)CH=CH ₂	302.5±6.3	CHClBr-CHClBr	323.0±12.6	CH ₃ -C(O)Cl	367.8±6.3
CH ₃ -C(CH ₃) ₂ CH=CH ₂	282.4±6.3	CH ₂ Cl-CH ₂ Cl	360.7±8.4	CCl ₃ -C(O)Cl	289.1±6.3
CH ₃ - <i>cyclo</i> -C ₅ H ₇	299.2±8.4	CH ₂ Cl-CH ₃	375.7±9.2	CHCl ₂ -C(O)Cl	312.5±8.4
CH ₃ -C ₆ H ₅	426.8±4.2	Br ₃ C-CH ₃	356.9±12.6	CClH ₂ -C(O)Cl	340.2±8.4
HCC-C ₆ H ₅	590.8±5.9	Br ₃ C-CBr ₃	278.7±16.7	C ₆ H ₅ -C(O)H	408.4±4.2
C ₂ H ₃ -C ₆ H ₅	482.0±5.4	CHBr ₂ -CH ₃	372.8	C ₆ H ₅ -C(O)Cl	417.6±6.3
CH ₃ -CH ₂ C ₆ H ₅	325.1±4.2	CH ₂ Br-CH ₂ Cl	378.2	CH ₃ -C(O)CH ₃	351.9±2.1
CH ₃ -CH(CH ₃)C ₆ H ₅	318.8±8.4	CH ₂ Br-CH ₂ Br	379.9±8.4	C ₂ H ₅ -C(O)CH ₃	347.3±2.9
CH ₃ -C(CH ₃) ₂ C ₆ H ₅	303.3±8.4	CH ₂ I-CH ₂ I	387.0±10.5	C ₃ H ₇ -C(O)CH ₃	348.5±2.9
CH ₃ -CH ₂ CHCHPh	295.4	CH ₃ -CH ₂ Br	381.6±8.4	<i>iso</i> -C ₃ H ₇ -C(O)CH ₃	340.2±3.8
CH ₃ -CH(C ₆ H ₅) ₂	315.9±6.3	CH ₃ -CH ₂ I	384.5±8.4	C ₄ H ₇ -C(O)CH ₃	346.9±5.4
CH ₃ -C(CH ₃)(C ₆ H ₅) ₂	290.8±8.4	CF ₃ -CF ₂ CF ₃	424.3±13.6	<i>tert</i> -C ₄ H ₉ -C(O)CH ₃	329.3±4.2
C ₆ H ₅ -C ₆ H ₅	478.6±6.3	CF ₃ -CF=CF ₂	420.5	C ₆ H ₅ -C(O)CH ₃	406.7±4.6
C ₆ H ₅ -CH ₂ C ₆ H ₅	383.7±8.4	CH ₃ -CH ₂ CH ₂ Cl	371.4±2.8	C ₆ H ₅ CH ₂ -C(O)CH ₃	299.7±8.4
C ₆ H ₅ CH ₂ -CH ₂ C ₆ H ₅	272.8±9.2	CH ₃ -CHClCH ₃	367.5±2.0	HC(O)-C(O)H	295.8±6.3
C ₆ H ₅ -CH(C ₆ H ₅) ₂	361.1±8.4	CH ₂ Cl-CHClCH ₃	356.5±8.4	ClC(O)-C(O)Cl	292.5±8.4
C ₆ H ₅ -C(C ₆ H ₅) ₃	324.3±12.6	CH ₂ Cl-CH ₂ CClH ₂	369.0±8.4	CH ₃ C(O)-C(O)H	302.5±8.4
Ph ₂ CH-CHPh ₂	247.3±8.4	CH ₃ -CCl ₂ CH ₃	362.8±8.4	CH ₃ C(O)-C(O)CH ₃	307.1±4.2
PhCH ₂ -CPh ₃	234.7±14.6	CH ₂ Br-CHBrCH ₃	369.4±8.4	C ₆ H ₅ C(O)-C(O)C ₆ H ₅	288.3±16.7
R-R, R = phenalenyl	42	CH ₂ ClCH ₂ -CHClCH ₃	364.4±8.4	CH ₃ -C(O)OH	384.9±8.4
R-R, R = 9-phenylfluorenyl	63.6	CH ₂ ClCH ₂ -CH ₂ CClH ₂	369.0±8.4	CF ₃ -C(O)OH	370.7±8.4
CF ₃ -CF ₃	413.0±5.0	CH ₃ CHBr-CHBrCH ₃	355.6±8.4	CCl ₃ -C(O)OH	310.5±12.6
CF ₃ -CHF ₂	399.6±8.4	CF ₃ -C ₆ H ₅	463.2±12.6	CClH ₂ -C(O)OH	357.7±8.4
CF ₃ -CClF ₂	373.6±12.5	CCl ₃ -C ₆ H ₅	388.7±8.4	CH ₂ Br-C(O)OH	358.2±8.4
CF ₃ -CH ₂ F	397.5±8.4	CH ₃ -C ₆ F ₅	439.3	NH ₂ CH ₂ -C(O)OH	349.4±8.4
CF ₃ -CCl ₃	332.2±5.4	CF ₃ -C ₆ F ₅	435.1	CH ₃ NHCH ₂ -C(O)OH	300.4±8.4
CF ₃ -CHBrCl	377.0±10.5	CF ₃ -CH ₂ C ₆ H ₅	365.7±12.6	C ₆ H ₅ -C(O)OH	429.7±8.4
CF ₃ -CH ₂ Br	399.6±8.4	C ₆ F ₅ -C ₆ F ₅	488.3	C ₆ F ₅ -C(O)OH	470.0±10.5
CF ₃ -CH ₂ I	408.4±10.5	CF ₃ -CHPh ₂	352.3±16.7	HOCH ₂ -C(O)OH	371.5±5.4
CF ₃ -CH ₃	429.3±5.0	CF ₃ -CPh ₃	290.8±16.7	HOC(O)-C(O)OH	334.7±6.3

Bond	D_{298}° / kJ mol ⁻¹	Bond	D_{298}° / kJ mol ⁻¹	Bond	D_{298}° / kJ mol ⁻¹
CH ₃ NHCH ₂ -C(O)OH	301.2±16.7	Cl-CHF ₂	364±8	Cl-CH ₂ C(O)OH	310.9±2.2
CH ₃ CH(NH ₂)-C(O)OH	331.4±16.7	Cl-CH ₂ F	354.4±11.7	Cl-C(O)OC ₆ H ₅	364
NH ₂ CH ₂ -CH ₂ C(O)OH	325.5±16.7	Cl-CF ₂ Cl	333.9±10.5	Cl-C(NO ₂) ₃	302.1
CN-CN	571.9±6.7	Cl-CFCl ₂	320.9±8.4	Br-CN	364.8±4.2
HC(O)-CN	455.2±8.4	Cl-CHFCl	346.0±13.4	Br-CF ₃	296.2±1.3
HC(S)-CN	530.1±8.4	Cl-CCl ₃	296.6	Br-CHF ₂	288.7±8.4
CF ₃ -CN	469.0±4.2	Cl-CHCl ₂	320.5±6.3	Br-CF ₂ Cl	269.9±6.3
CH ₃ -CN	521.7±9.2	Cl-CH ₂ Cl	338.0±3.3	Br-CCl ₃	231.4±4.2
NCC-CN	462.3	Cl-CBrCl ₂	287±10.5	Br-CH ₂ Cl	277.3±3.6
C ₂ H ₅ -CN	506.7±7.5	Cl-CH ₂ Br	332.8±4.6	Br-CBr ₃	242.3±8.4
CH ₃ -CH ₂ CN	348.1±12.6	Cl-CH ₂ I	328.2±6.9	Br-CHBr ₂	274.9±13.0
C ₆ H ₅ -CH ₂ CN	386.6±8.4	Cl-CH ₃	350.2±1.7	Br-CH ₂ Br	276.1±5.3
CH ₃ -CH(CH ₃)CN	332.6±8.4	Cl-C≡CCl	443±50	Br-CH ₂ I	274.5±7.5
CH ₃ -C(CH ₃) ₂ CN	340.6±16.7	Cl-C≡CH	435.6±8.4	Br-CH ₃	294.1±2.1
CH ₃ -C(CH ₃)(CN)C ₆ H ₅	250.6	Cl-CH ₂ CN	267.4	Br-C≡CH	410.5
(Ph) ₂ (CN)C-C(CN)(Ph) ₂	109.6	Cl-CCl=CCl ₂	383.7	Br-CH=CH ₂	338.3±3.1
(NO ₂) ₃ C-C(NO ₂) ₃	308.8	Cl-CH=CH ₂	396.5±4.8	Br-CF ₂ CF ₃	283.3±6.3
C ₅₈ -C ₂	955.2±14.5	Cl-CF=CF ₂	434.7±8.4	Br-CClBrCF ₃	251.0±6.3
(3) C-halogen BDEs					
F-CN	482.8	Cl-CF ₂ CF ₃	346.0±7.1	Br-CF ₂ CF ₂ Br	282.8±6.7
F-CF ₃	546.8±2.1	Cl-CF ₂ CF ₂ Cl	331.4±20.9	Br-CHClCF ₃	274.9±6.3
F-CHF ₂	533.9±5.9	Cl-CCl ₂ CF ₃	307.9	Br-CF ₂ CH ₃	287.0±5.4
F-CH ₂ F	496.2±8.8	Cl-CCl ₂ CCl ₃	303.8	Br-CH ₂ CH ₂ Cl	292.5±8.4
F-CF ₂ Cl	511.7	Cl-CHClCCl ₃	330.5±4.2	Br-CHClCH ₃	272.0±8.4
F-CFCl ₂	482.0±10.5	Cl-CCl ₂ CHCl ₂	311.7	Br-C ₂ H ₅	292.9±4.2
F-CHFCl	462.3±10.0	Cl-CHClCH ₃	327.9±1.8	Br-CH ₂ CH=CH ₂	237.2±5.0
F-CCl ₃	439.3±4	Cl-CH ₂ CH ₂ Cl	345.1±5.0	Br-C ₃ H ₇	298.3±4.2
F-CH ₂ Cl	465.3±9.6	Cl-CHBrCH ₃	331.8±8.4	Br- <i>iso</i> -C ₃ H ₇	299.2±6.3
F-CH ₃	460.2±8.4	Cl-CH ₂ CH ₃	352.3±3.3	Br-CH ₂ CH ₂ CH ₂ Br	324.7
F-C≡CH	521.3	Cl-CH ₂ CH=CH ₂	298.3±5.0	Br-CF ₂ CF ₂ CF ₃	278.2±10.5
F-C≡CF	519±21	Cl-C ₃ H ₇	352.7±4.2	CF ₃ CFBrCF ₃	274.2±4.6
F-CF=CF ₂	546.4±12.6	Cl-CH ₂ CH ₂ CH ₂ Cl	348.9	Br-C ₄ H ₉	296.6±4.2
F-CF ₂ CF ₃	532.2±6.3	Cl- <i>iso</i> -C ₃ H ₇	354.0±6.3	Br- <i>sec</i> -C ₄ H ₉	300.0±4.2
F-CH ₂ CF ₃	457.7	Cl-CH ₂ CHCH=CH ₂	342.7	Br- <i>tert</i> -C ₄ H ₉	292.9±6.3
F-CF ₂ CH ₃	522.2±8.4	Cl-C ₄ H ₉	350.6±6.3	Br-C ₆ H ₅	336.4±6.3
F-C ₂ H ₃	517.6±12.6	Cl- <i>sec</i> -C ₄ H ₉	350.2±6.3	Br-C ₆ F ₅	~328
F-C ₂ H ₅	467.4±8.4	Cl- <i>tert</i> -C ₄ H ₉	351.9±6.3	Br-CH ₂ C ₆ H ₅	239.3±6.3
F-C ₃ H ₇	474.9±8.4	CH ₂ CHCHCl(CH ₃)	300.0±6.3	Br-CH ₂ C ₆ F ₅	225.1±6.3
F- <i>iso</i> -C ₃ H ₇	483.8±8.4	Cl-C ₅ H ₁₁	350.6±6.3	Br-1-C ₁₀ H ₇	339.7
F- <i>tert</i> -C ₄ H ₉	495.8±8.4	Cl-C(CH ₃) ₂ (C ₂ H ₅)	352.7±6.3	Br-2-C ₁₀ H ₇	341.8
F-C ₆ H ₅	525.5±8.4	Cl- <i>cyclo</i> -C ₆ H ₁₁	360.2±6.5	Br-anthracenyl	322.6
F-C ₆ F ₅	485±25	Cl-C ₆ H ₅	399.6±6.3	Br-C(O)CH ₃	292.0±8.4
F-CH ₂ C ₆ H ₅	412.8±4.2	Cl-C ₆ F ₅	383.3±8.4	Br-C(O)C ₆ H ₅	276.6±8.4
F-COH	497.9±10.5	Cl-CH ₂ C ₆ H ₅	299.9±4.3	Br-CH ₂ C(O)CH ₃	257.9±10.5
F-COF	510.3	Cl-C(O)Cl	318.8±8.4	Br-CH ₂ C(O)C ₆ H ₅	271
F-COCl	484.5	Cl-COF	376.6	Br-CH ₂ C(O)OH	257.4±3.7
F-C(O)CH ₃	511.7±12.6	Cl-C(O)CH ₃	354.0±8.4	Br-C(NO ₂) ₃	218.4
Cl-CN	422.6±8.4	Cl-C(O)CH ₂ CH ₃	353.3±6.3	I-CN	320.1
Cl-CF ₃	365.3±3.8	Cl-C(O)C ₆ H ₅	341.0±8.4	I-CF ₃	227.2±1.3
		Cl-CH ₂ C(O)C ₆ H ₅	309	I-CCl ₃	168±42

Bond	D_{298}° / kJ mol ⁻¹	Bond	D_{298}° / kJ mol ⁻¹	Bond	D_{298}° / kJ mol ⁻¹
I-CH ₂ Cl	221.8±4.2	C ₆ H ₅ CH ₂ O-H	442.7±8.8	HO-OC1	~146
I-CH ₂ Br	219.2±5.4	CH ₃ C(OH)O-H	446.9±6.3	HO-OBBr	138.5±8.4
I-CH ₂ I	216.9±7.9	(CH ₃) ₂ C(OH)O-H	450.6±6.3	FO-OF	199.6
I-CH ₃	238.9±2.1	HC(O)O-H	468.6±12.6	ClO-OC1	72.4±2.8
I-CH ₂ CN	187.0±6.3	CH ₃ C(O)O-H	468.6±12.6	IO-OI	74.9±17
I-CF ₂ CF ₃	219.2±2.1	C ₂ H ₅ C(O)O-H	472.8	<i>trans-perp</i> -HO-ONO	≤67.8±0.4
I-CF ₂ CF ₂ I	217.6±6.7	<i>iso</i> -C ₃ H ₇ C(O)O-H	472.8	<i>cis-cis</i> -HO-ONO	83.3±2.1
I-CH ₂ CF ₃	235.6±4.2	C ₆ H ₅ C(O)O-H	464.4±16.7	HO-ONO ₂	163.2±8.4
I-CHFCClF ₂	202±2	HOO-H	367.4±2.1	HO-OCH ₃	189.1±4.2
I-CF ₂ CH ₃	217.6±4.2	CH ₃ OO-H	370.3±2.1	HO-OCF ₃	201.3±20.9
I-CFICH ₃	218.0±4.2	CF ₃ OO-H	383	HO-OC ₂ H ₅	178.7±6.3
CF ₃ CFICF ₃	215.1	CH ₂ FOO-H	379	HO-O- <i>iso</i> -C ₃ H ₇	185.8±6.3
I-CH=CH ₂	259.0±4.2	CCl ₃ OO-H	386	HO-O- <i>tert</i> -C ₄ H ₉	186.2±4.2
I-C ₂ H ₅	233.5±6.3	CHCl ₂ OO-H	383	HO-OC(O)CH ₃	169.9±2.1
I-CH ₂ CH=CH ₂	185.8±6.3	CH ₂ C1OO-H	379	HO-OC(O)C ₂ H ₅	169.9±2.1
I-C ₃ H ₇	236.8±4.2	CBr ₃ OO-H	383	CH ₃ O-OCH ₃	167.4±6.3
I- <i>iso</i> -C ₃ H ₇	234.7±6.3	CH ₂ BrOO-H	379	CF ₃ O-OCF ₃	198.7±2.1
I-C ₄ F ₉	205.8	C ₂ H ₅ OO-H	354.8±9.2	C ₂ H ₅ O-OC ₂ H ₅	166.1
I- <i>tert</i> -C ₄ H ₉	227.2±6.3	CH ₃ CHClOO-H	377	C ₃ H ₇ O-OC ₃ H ₇	155.2±4.2
I-C ₆ H ₅	272.0±4.2	CH ₃ CCl ₂ OO-H	383	<i>iso</i> -C ₃ H ₇ O-O- <i>iso</i> -C ₃ H ₇	157.7
I-C ₆ F ₅	<301.7	CF ₃ CHClOO-H	384	<i>sec</i> -C ₄ H ₉ O-O- <i>sec</i> -C ₄ H ₉	152.3±4.2
I-CH ₂ C ₆ H ₅	187.8±4.8	C ₂ Cl ₅ OO-H	383	<i>tert</i> -BuO-O- <i>tert</i> -Bu	162.8±2.1
I-1-naphthyl	274.5±10.5	<i>iso</i> -C ₃ H ₇ OO-H	356	<i>tert</i> -BuCH ₂ O-OCH ₂ - <i>tert</i> -Bu	152.3
I-2-naphthyl	272.0±10.5	CH ₂ =CHCH ₂ OO-H	372.4	EtC(Me) ₂ O-OC(Me) ₂ Et	164.4±4.2
I-CH ₂ CN	187.0±8.4	<i>tert</i> -C ₄ H ₉ OO-H	352.3±8.8	(CF ₃) ₃ CO-OC(CF ₃) ₃	148.5±4.6
I-CH ₂ OCH ₃	229.4±8.4	C ₆ H ₅ OO-H	384	Ph ₃ CO-OCPh ₃	131.4
I-CH ₂ SCH ₃	216.8±6.3	C ₆ H ₅ CH ₂ OO-H	363	SF ₅ O-OSF ₅	155.6
I-C(O)CH ₃	223.0±8.4	(C ₆ H ₅) ₂ CHOO-H	370	SF ₅ O-OOSF ₅	126.8
I-C(O)C ₆ H ₅	212.1±8.4	CH ₃ C(O)OO-H	386	(CH ₃) ₃ CO-OSi(CH ₃) ₃	196.6
I-CH ₂ C(O)OH	197.5±2.7	CCl ₂ (CN)OO-H	384	<i>tert</i> -BuO-OGeEt ₃	192.5
I-C(NO ₂) ₃	144.8	OHCH ₂ OO-H	368	<i>tert</i> -BuO-OSnEt ₃	192.5
(4) O-X BDEs		H-ONO	330.7	CF ₃ OO-OCF ₃	126.8±8.4
HO-H	497.10±0.29	H-OONO	299.2	HC(O)O-OH	199.2±8.4
FO-H	425.1	H-ONO ₂	426.8	FC(O)O-OC(O)F	96.2
ClO-H	393.7	H-ONNOH	189	CH ₃ C(O)O-ONO ₂	131.4±8.4
BrO-H	405	H-OPO ₂	465.7±12.6	CH ₃ C(O)O-OC(O)CH ₃	140.2±21
IO-H	403.3	H-OSO ₂ OH	441.4±14.6	CF ₃ C(O)O-OC(O)CF ₃	125.5
CH ₃ O-H	440.2±3	H-OSiMe ₃	495	CF ₃ OC(O)O-OC(O)F	121.3±4.2
CF ₃ O-H	497.1	(CH ₃)CHNO-H	354.4	CF ₃ OC(O)O-OCF ₃	142.3±2.9
HC≡CO-H	443.1	(CH ₃) ₂ CNO-H	354.0	CF ₃ OC(O)O-OC(O)OCF ₃	119.2
C ₂ H ₅ O-H	441.0±5.9	(C ₆ H ₅)CHNO-H	368.6	C ₂ H ₅ C(O)O-OC(O)C ₂ H ₅	150.6
CH ₂ =CHO-H	355.6	PhO-H	362.8±2.9	C ₃ H ₇ C(O)O-OC(O)C ₃ H ₇	150.6
CF ₃ CH ₂ O-H	447.7±10.5	α-tocopherol RO-H	323.4	FS(O) ₂ O-OS(O) ₂ F	92-100
C ₃ H ₇ O-H	≤433±2	β-tocopherol RO-H	335.6	HO-CF ₃	≤482.0±1.3
<i>iso</i> -C ₃ H ₇ O-H	442.3±2.8	γ-tocopherol RO-H	335.1	FO-CF ₃	408±17
C ₄ H ₉ O-H	432.3	δ-tocopherol RO-H	342.8	HO-CH ₃	384.93±0.71
<i>sec</i> -C ₄ H ₉ O-H	441.4±4.2	p-C ₆ H ₅ CH ₂ -C ₆ H ₄ O-H	356.2	HO-C ₂ H ₅	391.2±2.9
<i>tert</i> -C ₄ H ₉ O-H	444.9±2.8	O-O ₂	106.6	HO-CH ₂ CF ₃	408.4±8.4
<i>tert</i> -BuCH ₂ O-H	436.1	HO-OH	210.66±0.42	HO-CH ₂ CH=CH ₂	332.6±4.2
		HO-OF	199.7±8.4		

Bond	D_{298}° / kJ mol ⁻¹	Bond	D_{298}° / kJ mol ⁻¹	Bond	D_{298}° / kJ mol ⁻¹
HO-C ₃ H ₇	392.0±2.9	CF ₃ -OOCF ₃	361.5±8.4	BrO-NO ₂	118.0±6.3
HO- <i>iso</i> -C ₃ H ₇	397.9±4.2	CH ₃ -OO	137.0±3.8	CH ₃ O-NO ₂	176.1±4.2
HO-C ₄ H ₉	389.9±4.2	CF ₃ -OO	169.0	C ₂ H ₅ O-NO ₂	174.5±4.2
HO- <i>sec</i> -C ₄ H ₉	396.1±4.2	CClF ₂ -OO	127.6	C ₃ H ₇ O-NO ₂	177.0±4.2
HO- <i>iso</i> -C ₄ H ₉	394.1±4.2	CCl ₂ F-OO	124.7	<i>iso</i> -C ₃ H ₇ O-NO ₂	175.7±4.2
HO- <i>tert</i> -C ₄ H ₉	398.3±4.2	CH ₂ Cl-OO	122.4±10.5	HOO-NO ₂	99.2±4.6
HO-CH(CH ₃)(n-C ₃ H ₇)	398.3±4.2	CHCl ₂ -OO	108.2±8.2	CH ₃ OO-NO ₂	86.6±8.4
HO-CH(C ₂ H ₅) ₂	399.2±4.2	CCl ₃ -OO	92.0±6.4	CF ₃ OO-NO ₂	105
HO-C(CH ₃) ₂ (C ₂ H ₅)	395.8±6.3	HCl(O)-OOH	290.0	CF ₂ ClOO-NO ₂	106.7
HO-C ₆ H ₅	463.6±4.2	CH ₃ C(O)-OOC(O)CH ₃	315.1	CFCl ₂ OO-NO ₂	106.7
HO-C ₆ F ₅	446.9±9.2	ClO-CF ₃	≤369.9±1.3	CCL ₃ OO-NO ₂	95.8
HO-CH ₂ C ₆ H ₅	334.1±2.6	CH ₃ -ONO	245.2	CH ₃ N(O)-O	305.3±4.4
HO-C(CH ₃) ₂ C ₆ H ₅	339.3±6.3	C ₂ H ₅ -ONO	260.2	C ₆ H ₅ N(O)-O	392±8
<i>cyclo</i> -C ₅ H ₉ -OH	385.8±6.3	C ₃ H ₇ -ONO	249.4±6.3	C ₅ H ₅ N-O	264.9±2.0
1-C ₁₀ H ₇ -OH	468.6±6.3	<i>iso</i> -C ₃ H ₇ -ONO	254.4±6.3	C ₆ H ₅ N=N(O)(C ₆ H ₅)-O	309.4±3.5
2-C ₁₀ H ₇ -OH	467.8±6.3	C ₄ H ₉ -ONO	256.5±6.3	C ₆ H ₅ (O)N=N(O)(C ₆ H ₅)-O	309.4±3.6
(CH ₃) ₂ (NH ₂)C-OH	310.4±6.3	<i>iso</i> -C ₄ H ₉ -ONO	254.0±6.3	O-SO	551.1
CH ₃ C(O)-OH	459.4±4.2	<i>sec</i> -C ₄ H ₉ -ONO	253.6±6.3	O-SOF ₂	513.3
HOCH ₂ -OH	411.3	<i>tert</i> -C ₄ H ₉ -ONO	252.7±6.3	O-SOCl ₂	398.5
CH ₃ -OCH ₃	351.9±4.2	(C ₂ H ₅)(CH ₃) ₂ C-ONO	254.0±8.4	O-S(OH) ₂	493.7±25
ICH ₂ -OCH ₃	373.2±12.6	CH ₃ -ONO ₂	340.2	HO-SH	293.3±16.7
CH ₃ O-C ₂ H ₅	355.2±5.4	C ₂ H ₅ -ONO ₂	344.8	HO-SOH	313.4±12.6
CH ₃ O-CHClCH ₃	370.3±8.4	CH ₃ O-CH ₂ CN	393.3	HO-S(OH)O ₂	384.9±8.4
CH ₃ O-C ₃ H ₇	358.6±6.3	O-N ₂	167.4±0.4	HO-SCH ₃	303.8±12.6
CH ₃ O- <i>iso</i> -C ₃ H ₇	360.7±4.2	O-NO	306.24±0.41	HO-SO ₂ CH ₃	360.2±12.6
CH ₃ O-C ₄ H ₉	346.0±6.3	O-NO ₂	208.6±1.4	F-OH	215.1
CH ₃ O- <i>tert</i> -C ₄ H ₉	353.1±6.3	NO-NO	40.6±2.1	F-OF	164.1
C ₆ H ₅ -OCH ₃	418.8±5.9	O ₂ N-ONO ₂	95.4±1.5	F-OCF ₃	200.8±4.2
C ₆ H ₅ CH(CH ₃)-OCH ₃	313.4±9.6	<i>cis</i> -HO-NO	207.0	F-OCH ₃	>196.6
C ₆ H ₅ -OC ₆ H ₅	326.8±4.2	<i>trans</i> -HO-NO	200.64±0.19	F-ONO ₂	140.6
CH ₃ -OC(O)H	383.7±12.6	FO-NO	132.5±17	Cl-OH	233.5
HC(O)-OH	457.7±2.1	<i>cis</i> -ClO-NO	127.6±8.4	Cl-OCl	142
CH ₃ C(O)-OH	459.4±4.2	<i>trans</i> -ClO-NO	116.6±8.4	Cl-OCF ₃	≤220.9±8.4
C ₆ H ₅ C(O)-OH	447.7±10.5	<i>cis</i> -BrO-NO	138.1±8.4	Cl-OCH ₃	200.8
HO-CH ₂ C(O)OH	368.2±10.5	<i>trans</i> -BrO-NO	121.6±8.4	Cl-O- <i>tert</i> -C ₄ H ₉	198.3
CH ₃ -OC(O)CH ₃	380.3±12.6	<i>trans-perp</i> -HOO-NO	114.2±4	Cl-OOCl	91.2
HC(O)-OCH ₃	423.8±4.2	CH ₃ O-NO	176.6±3.3	Cl-ONO ₂	169.5
CH ₃ C(O)-OCH ₃	424.3±6.3	C ₂ H ₅ O-NO	185.4±4.2	Br-OH	209.6±4.2
C ₆ H ₅ C(O)-OCH ₃	421.3±12.6	C ₃ H ₇ O-NO	179.1±6.3	Br-OBBr	125
C ₆ H ₅ C(O)-OC ₆ H ₅	307.5±8.4	<i>iso</i> -C ₃ H ₇ O-NO	175.3±4.2	Br-O- <i>tert</i> -C ₄ H ₉	183.3
CH ₃ OCH ₂ -OCH ₃	367.5±8.4	C ₄ H ₉ O-NO	177.8±6.5	Br-ONO ₂	143.1±6.3
CH ₃ C(O)-OC(O)CH ₃	382.4±12.6	<i>iso</i> -C ₄ H ₉ O-NO	175.7±6.5	I-OH	213.4
C ₆ H ₅ C(O)-OC(O)C ₆ H ₅	384.9±16.7	<i>sec</i> -C ₄ H ₉ O-NO	173.6±3.3	I-OI	130.1
CH ₃ -OOH	300.4±12.6	<i>tert</i> -C ₄ H ₉ O-NO	176.1±5.9	I-ONO ₂	>140.6
C ₂ H ₅ -OOH	332.2±20.9	<i>tert</i> -AmO-NO	171.1±0.4	(5) N-X BDEs	
C ₃ H ₇ -OOH	364.4	C ₆ H ₅ O-NO	87.0	H-NH ₂	450.08±0.24
<i>iso</i> -C ₃ H ₇ -OOH	298.3	HO-NO ₂	205.4	H-NF ₂	316.7±10.5
<i>tert</i> -C ₄ H ₉ -OOH	309.2±4.2	FO-NO ₂	131.8±12.6	H-NNH	254.4
CH ₃ -OOCH ₃	292.5±8.4	ClO-NO ₂	111.8±2.1	H-N ₃	≤389

Bond	$D^{\circ}_{298}/$ kJ mol ⁻¹	Bond	$D^{\circ}_{298}/$ kJ mol ⁻¹	Bond	$D^{\circ}_{298}/$ kJ mol ⁻¹
H-N=CH ₂	364±25	CH ₂ CHCH ₂ -NO	110	Br-NO ₂	82.0±7.1
H-NO	199.5	<i>iso</i> -C ₃ H ₇ -NO	152.7±12.6	Br-NF ₂	<227.2
H-NCO	460.7±2.1	<i>tert</i> -C ₄ H ₉ -NO	167	I-NO	75.6±4
H-NCS	≤396.6±4.6	C ₆ H ₅ -NO	226.8±2.1	I-NO ₂	79.6±4
H-NCS	347.3±8.4	C ₆ F ₅ -NO	211.3±4.2	(6) S-X BDEs	
CH ₃ NH ₂	425.1±8.4	C ₆ H ₅ CH ₂ -NO	123	H-SH	381.18±0.05
<i>tert</i> -BuNH ₂	397.5±8.4	CH ₃ -NO ₂	260.7±2.1	H-SCH ₃	365.7±2.1
C ₆ H ₅ CH ₂ NH ₂	418.4	C ₂ H ₅ -NO ₂	254.4	H-SCHCH ₂	351.5±8.4
(CH ₃) ₂ NH	395.8±8.4	C ₃ H ₇ -NO ₂	256.5	H-SC ₂ H ₅	365.3
H-NHNH(CH ₃)	276±21	<i>iso</i> -C ₃ H ₇ -NO ₂	259.8	H-SC ₃ H ₇	365.7
H-NHN(CH ₃) ₂	356±21	C ₄ H ₉ -NO ₂	254.8	H-S- <i>iso</i> -C ₃ H ₇	369.9±8.4
NH ₂ CN	414.2	<i>sec</i> -C ₄ H ₉ -NO ₂	263.2	H-S- <i>tert</i> -C ₄ H ₉	362.3±9.2
(NH ₂) ₂ C=O	464.4	<i>tert</i> -C ₄ H ₉ -NO ₂	258.6	H-SOH	330.5±14.6
(NH ₂) ₂ C=S	389.1	C ₆ H ₅ -NO ₂	295.8±4.2	H-SCOCH ₃	370.7
CH ₃ CSNH ₂	380.7	C ₆ H ₅ CH ₂ -NO ₂	210.3±6.3	H-SCOPh	364
PhCSNH ₂	380.7	(NO ₂)CH ₂ -NO ₂	207.1	H-SO ₂ CH ₃	≤397
(PhNH) ₂ C=S	364.0	(NO ₂) ₃ C-NO ₂	176.1	H-SSCH ₃	330.5±14.6
(NH ₂) ₂ C=NH	435.1	CF ₃ -NF ₂	280.7	H-SPh	349.4±4.5
Ph ₂ C=NH	489.5	C ₆ H ₅ CH ₂ -NF ₂	237.2±14.6	H-SSH	318.0±14.6
H-N(SiMe ₃) ₂	464	CH ₃ -NH ₂	356.1±2.1	H-SSSH	292.9±6.5
H-NHPh	375.3	C ₂ H ₅ -NH ₂	352.3±6.3	HS-SH	270.7±8.4
C ₆ H ₅ NHOH	292	C ₃ H ₇ -NH ₂	356.1±2.9	FS-SF	362.3
C ₆ H ₅ NH(CONMe ₂)	387.9	<i>iso</i> -C ₃ H ₇ -NH ₂	357.7±3.8	CIS-SCI	329.7
H-NPh ₂	364.8	C ₄ H ₉ -NH ₂	356.1±2.9	HS-SCH ₃	272.0
HN-N ₂	63	<i>sec</i> -C ₄ H ₉ -NH ₂	359.0±2.9	HS-SPh	255.2±6.3
ON-N	480.7±0.4	<i>iso</i> -C ₄ H ₉ -NH ₂	254.8±5.0	CH ₃ S-SCH ₃	272.8±3.8
ON-NO	8.49±0.12	<i>tert</i> -C ₄ H ₉ -NH ₂	355.6±6.3	C ₂ H ₅ S-SC ₂ H ₅	276.6
ON-NO ₂	42.5	pyridin-2-yl-NH ₂	431	MeS-SPh	272.0±6.3
O ₂ N-NO ₂	57.3±1	C ₆ H ₅ -NH ₂	429.3±4.2	C ₆ H ₅ S-SC ₆ H ₅	214.2±12.6
H ₂ N-NH ₂	277.0±1.3	C ₆ H ₅ CH ₂ -NH ₂	306.7±6.3	F ₅ S-SF ₅	305±21
F ₂ N-NF ₂	92.9±12.6	C ₆ H ₅ CH(CH ₃) ₃ -NH ₂	307.5±9.6	HS-CH ₃	312.5±4.2
H ₂ N-NHCH ₃	275.8±8.4	HC(O)-NH ₂	421.7±8.4	HS-C ₂ H ₅	307.9±2.1
H ₂ N-N(CH ₃) ₂	259.8±8.4	CH ₃ C(O)-NH ₂	414.6±8.4	HS-C ₃ H ₇	310.5±2.9
H ₂ N-NHC ₆ H ₅	227.6±8.4	HS-NO	138.9	HS- <i>iso</i> -C ₃ H ₇	307.1±3.8
H ₂ N-NO ₂	230	CH ₃ S-NO	104.6±4.2	HS-C ₄ H ₉	309.2±2.9
H ₂ NN(CH ₃)-NO	179.6	<i>tert</i> -BuS-NO	115.1	HS- <i>sec</i> -C ₄ H ₉	307.5±2.9
(C ₆ H ₅) ₂ N-NO	94.6	PhCH ₂ S-NO	120.5	HS- <i>iso</i> -C ₄ H ₉	310.0±4.6
N ₃ -CH ₃	335.1±20.5	C ₆ H ₅ S-NO	81.2±5.4	HS- <i>tert</i> -C ₄ H ₉	301.2±3.8
N ₃ -C ₆ H ₅	375.7±20.9	SCN-SCN	255.6	HS-C ₆ H ₅	360.7±6.3
N ₃ -CH ₂ C ₆ H ₅	211.3±14.2	FSO ₂ -NF ₂	163	HS-CH ₂ C ₆ H ₅	258.2±6.3
CH ₃ -NC	413.0±3.3	F-NO	235.26	HS-C(O)H	309.6±8.4
C ₂ H ₅ -NC	413.4±8.4	F-NO ₂	221.3	HS-C(O)CH ₃	307.9±6.3
<i>iso</i> -C ₃ H ₇ -NC	423.0±8.4	F-NF ₂	254.0	CH ₃ S-CH ₃	307.9±3.3
<i>tert</i> -C ₄ H ₉ -NC	399.6±5.4	F-NH ₂	286.6	HOS-CH ₃	284.9±12.6
NC-NO	204.4	Cl-NO	158.8±0.8	CH ₃ SO-CH ₃	221.8±8.4
CH ₃ -NO	172	Cl-NO ₂	141.8±1.3	HOSO ₂ -CH ₃	324.3±12.6
CF ₃ -NO	167	Cl-NF ₂	~134	CH ₃ SO ₂ -CH ₃	279.5
CCl ₃ -NO	125	Cl-NH ₂	253.1	F ₅ S-CF ₃	392±43
C ₂ H ₅ -NO	171.5	Br-NO	120.1±0.8	F-SF ₅	391.6

Bond	$D^{\circ}_{298}/$ kJ mol ⁻¹	Bond	$D^{\circ}_{298}/$ kJ mol ⁻¹	Bond	$D^{\circ}_{298}/$ kJ mol ⁻¹
F-SO ₂ (F)	379	(C ₂ H ₅) ₂ P-P(C ₂ H ₅) ₂	359.8	(η ⁵ -C ₅ Me ₅) ₂ Sm-OCH ₃	343.1
Cl-SF ₅	<272	F ₂ P-F	549	(η ⁵ -C ₅ Me ₅) ₂ Sm-(η ³ -C ₃ H ₅)	188.3±6.3
Cl-SO ₂ CH ₃	293	Cl ₂ P-Cl	356±8	(η ⁵ -C ₅ Me ₅) ₂ Sm-S-nC ₃ H ₇	295.4±10.0
Cl-SO ₂ Ph	297	Br ₂ P-Br	<259	(η ⁵ -C ₅ Me ₅) ₂ Sm-N(CH ₃) ₂	201.7±7.5
Br-SBr	259±17	I ₂ P-I	217	(η ⁵ -C ₅ Me ₅) ₂ Sm-SiH(SiMe ₃) ₂	179.9±21
Br-SF ₅	<230	H ₂ P-SiH ₃	331.4	(η ⁵ -C ₅ Me ₅) ₂ Sm-P(Et) ₂	136.4±8.4
I-SH	206.7±8.4	H ₂ As-H	319.2±0.8	(η ⁵ -C ₅ Me ₅) ₂ Eu-I	238.9±8.4
I-SCH ₃	206.3±7.1	H ₂ Sb-H	288.3±2.1	(η ⁵ -C ₅ Me ₅) ₂ Yb-I	256.1±6.3
(7) Si-, Ge-, Sn-, and Pb-X BDEs		F ₂ Bi-F	435±19	Lu(η ⁵ -C ₅ Me ₅) ₂ -CH(SiMe ₃) ₂	279.1±10.5
SiH ₃ -H	383.7±2.1	Br ₂ Bi-Br	>297.1	(η ⁵ -C ₅ H ₄ SiMe ₃) ₃ Th-H	277±6
Me ₃ Si-H	396±7	(9) Se- and Te-X BDEs		(η ⁵ -C ₅ H ₄ SiMe ₃) ₃ Th-O	371±24
H ₅ Si ₂ -H	373±8	H-SeH	334.93±0.75	(η ⁵ -C ₅ H ₅) ₃ Th-CH ₃	375±9
(C ₂ H ₅) ₃ Si-H	396±4	H-SeC ₆ H ₅	326.4±16.7	(η ⁵ -C ₅ H ₅) ₃ Th-CH ₂ Si(CH ₃) ₃	369±12
C ₆ H ₅ SiH ₂ -H	382±5	PhSe-SePh	280±19	(C ₉ H ₇) ₃ Th-CH ₂ C ₆ H ₅	342±9
(CH ₃ S) ₃ Si-H	364.0	H-TeH	277.0±5.0	(η ⁵ -C ₅ H ₄ tBu) ₃ U-H	249.7±5.7
(iPrS) ₃ Si-H	376.6	H-TeC ₆ H ₅	≤264	(η ⁵ -C ₅ H ₄ SiMe ₃) ₃ U-H	253.7±5.1
PhMe ₂ Si-H	377±7	PhTe-TePh	138.1±12.6	[HB(3,5-Me ₂ Pz) ₃]U(Cl) ₂ -Cl	422.6
Ph ₂ SiH-H	379±7	(10) Metal-Centered BDEs		(η ⁵ -C ₅ H ₄ SiMe ₃) ₃ U-I	265.6±4.3
Ph ₂ MeSi-H	361±10	Arranged by the Periodic Table		(η ⁵ -C ₅ H ₄ tBu) ₃ U-O	307±9
SiF ₃ -H	432±5	(10.1) Group 1		(η ⁵ -C ₅ H ₄ SiMe ₃) ₃ U-CO	43.1±0.8
SiCl ₃ -H	395±5	Li-OH	431.0	(C ₉ H ₇) ₃ U-CH ₃	196.3±6.6
SiBr ₃ -H	334±8	Li-C ₂ H ₅	214.6±8.4	(η ⁵ -C ₅ Me ₅) ₂ U(Cl)-C ₆ H ₅	358±11
SiH ₃ -SiH ₃	321±4	Li-nC ₄ H ₉	197.9±16.3	(η ⁵ -C ₅ H ₄ SiMe ₃) ₃ U-THF	41.0±0.8
SiH ₃ -Si ₂ H ₅	313±8	Na-OH	342.3	(10.4) Group 4	
Ph ₃ Si-SiPh ₃	368.2	Na-O ₂	<200	Ti(η ⁵ -C ₅ H ₅) ₂ -Cl	471
F ₃ Si-SiF ₃	453.1±25	K-OH	359	Ti(Cl)(η ⁵ -C ₅ H ₅) ₂ -Cl	390
SiH ₃ -CH ₃	375±5	Rb-OH	356.2±4.2	Ti(η ⁵ -C ₅ Me ₅) ₂ -I	219
SiF ₃ -CH ₃	355.6	Cs-OH	373	Ti(η ⁵ -C ₅ H ₅) ₂ -CO	174
H ₃ Si-NO	158.2±5.7	(10.2) Group 2		Ti(CO)(η ⁵ -C ₅ H ₅) ₂ -CO	170
H ₃ Si-PH ₂	331.4	BeO-H	469	Ti-CH ₃	174±29
SiH ₃ -F	638±5	Be(OH)-OH	476	Ti(Cl)(η ⁵ -C ₅ H ₅) ₂ -CH ₃	276
SiH ₃ -Cl	458±7	MgO-H	441	Ti(Cl)((η ⁵ -C ₅ H ₅) ₂ -C ₆ H ₅)	292
SiH ₃ -Br	376±9	Mg(OH)-OH	349	Ti(C ₆ H ₆)-C ₆ H ₅	308.7
SiH ₃ -I	299±8	BrMg-CH ₃	253	Zr(η ⁵ -C ₅ Me ₅) ₂ -H	351.0±7.5
GeH ₃ -H	348.9±8.4	BrMg-CH ₂ CH ₃	205	Zr(H)(η ⁵ -C ₅ Me ₅) ₂ -H	326.4±4
Me ₃ Ge-H	364.0	BrMg-i-C ₃ H ₇	184	Zr(η ⁵ -C ₅ Me ₅) ₂ -Cl	481.2
Ph ₃ Ge-H	359.8	BrMg-t-C ₄ H ₉	174	Zr(η ⁵ -C ₅ Me ₅) ₂ -Br	410.0
(CH ₃) ₃ Ge-Ge(CH ₃) ₃	280.3	BrMg-C ₆ H ₅	289	Zr(I)(η ⁵ -C ₅ Me ₅) ₂ -I	336.4±2.1
(CH ₃) ₃ Ge-CH ₃	288.7	BrMg-CH ₂ C ₆ H ₅	201	Zr(η ⁵ -C ₅ Me ₅) ₂ (Ph)-OH	482.4±6.3
Me ₃ Sn-H	326.4	BrMg-C(C ₆ H ₅) ₃	180	Zr(η ⁵ -C ₅ Me ₅) ₂ (Ph)(OH)-OH	482.8±10.5
Ph ₃ Sn-H	294.6	Ca(OH)-OH	409	Zr(η ⁵ -C ₅ Me ₅) ₂ (NH ₂) ₂ H-NH ₂	421.3±15.1
(CH ₃) ₃ Sn-Sn(CH ₃) ₃	257.7	Sr(OH)-OH	407	Zr(η ⁵ -C ₅ Me ₅) ₃ -CH ₃	276±10
(CH ₃) ₃ Sn-Cl	425±17	Ba(OH)-OH	443	Zr(η ⁵ -C ₅ H ₅) ₂ (C ₆ H ₅)-C ₆ H ₅	300±10
(CH ₃) ₃ Pb-Pb(CH ₃) ₃	228.4	(10.3) Group 3		Zr(η ⁵ -C ₅ H ₅) ₂ (Si(SiMe ₃) ₃)-SiMe ₃	188±30
Cl ₃ Pb-Cl	271±84	Sc-CH ₃	116±29	Hf(H)(η ⁵ -C ₅ Me ₅) ₂ -H	346.0±7.9
(CH ₃) ₃ Pb-CH ₃	238±21	Sc-C ₆ H ₆	60.8	Hf(η ⁵ -C ₅ Me ₅)(C ₄ H ₉)-C ₄ H ₉	274±10
(8) P-, As-, Sb-, Bi-X BDEs		La(η ⁵ -C ₅ Me ₅) ₂ -CH(SiMe ₃) ₂	278.7±10.5	(10.5) Group 5	
H ₂ P-H	351.0±2.1	Nd(η ⁵ -C ₅ Me ₅) ₂ -CH(SiMe ₃) ₂	236.8±10.5	(η ⁵ -C ₅ H ₅)(CO) ₃ V-η ² H ₂	90±20
CH ₃ PH-H	322.2±12.6	(η ⁵ -C ₅ Me ₅) ₂ Sm-H	226.8±12.6	(η ⁵ -C ₅ H ₅)(CO) ₃ V-CO	146±21
H ₂ P-PH ₂	256.1				

Bond	$D^{\circ}_{298}/$ kJ mol ⁻¹	Bond	$D^{\circ}_{298}/$ kJ mol ⁻¹	Bond	$D^{\circ}_{298}/$ kJ mol ⁻¹
V-CH ₃	169±18	Mn(CO) ₅ -C ₆ H ₅	207±11	(PiPr ₃) ₂ (Cl)Rh-CO	201.7
V-C ₆ H ₆	76.2	(CO) ₅ Mn-Re(CO) ₅	149±11	HRh(m-xylyl)Rh-CH ₂ OH	195.4±7.5
V(C ₆ H ₆) ₂ -C ₆ H ₆	307.8	(η ⁵ -C ₅ H ₅)Mn(CO) ₂ -PhMe	59.4±3.3	Ir(Cl)(CO)(PMe ₃) ₂ -H	251
Nb(η ⁵ -C ₅ H ₅) ₂ H ₃ -TFE	18.8±1.3	(CO) ₅ Tc-Tc(CO) ₅	177.5±1.9	Ir(H)(η ⁵ -C ₅ Me ₅)(PMe ₃) ₂ -H	310.5±21
Ta(CH ₃) ₅ -CH ₃	261±5	(CO) ₅ Re-Re(CO) ₅	187±4.8	Ir(Cl)(H)(CO)(PEt ₃) ₂ -H	243.1
(Me ₃ SiCH ₂) ₄ Ta-(CH ₂ SiMe ₃)	184.1±8.4	(CO) ₅ Re-H	313	Ir(Cl)(H)(CO)(PPh ₃) ₂ -H	246.9
<i>(10.6) Group 6</i>		(CO) ₅ Re-CH ₃	220±8	(Cl)(CO)(PPh ₃) ₂ Ir-H ₂	62.8
[Cr(CO) ₃ (η ⁵ -C ₅ Me ₅) ₂]-Hg	61.5	<i>(10.8) Group 8</i>		(Cl)(CO)(PPh ₃) ₂ Ir-CO	45.2
[Cr(CO) ₃ (η ⁵ -C ₅ Me ₅)]-Hg	111.3	(CO) ₄ Fe-Fe(CO) ₅	171.5	Ir(H)(η ⁵ -C ₅ Me ₅)(PMe ₃) ₂ -C ₆ H ₅	321
Cr(CO) ₅ -Xe	37.7±3.8	(CO) ₄ Fe(H) _x -H	259.4±8.4	<i>(10.10) Group 10</i>	
(CO) ₂ (PPh ₃) ₂ (η ⁵ -C ₅ H ₅)Cr-H	250.2±4.2	(η ⁵ -C ₅ H ₅)(CO) ₂ Fe-H	239	Ni-H ₂ O	~29
(η ⁵ -C ₅ H ₅)Cr(CO) ₃ -H	257	Fe(CO) ₃ (N ₂) ₂ -N ₂	37.7±19.2	Ni(CO) ₃ -N ₂	~42
Cr(CO) ₅ -H ₂	78±4	Fe(C ₂ H ₂)(CO) ₄ -CO	88±2.3	Ni(CO) ₃ -CO	104.6±8.4
(P(C ₆ H ₁₁) ₃) ₂ (CO) ₃ Cr-H ₂	30.5±0.4	Fe(CO) ₂ (PMe ₃)-CO	>125	Ni-CH ₃	208±8
(η ⁶ -C ₆ H ₆)(CO) ₃ Cr-H ₂	251±17	Fe(CO) ₃ (PPh ₃)-CO	<177.8±5	Ni-C ₂ H ₂	193±25
Cr(CO) ₅ -N ₂	81±4	Fe-NH ₃	31.4±4.2	Ni-C ₂ H ₄	147.3±17.6
(P(C ₆ H ₁₁) ₃) ₂ (CO) ₃ Cr-N ₂	38.9±0.8	Fe-CH ₂	364±29	Ni-propyne	155±21
(η ⁵ -C ₅ Me ₅)(CO) ₃ Cr-SH	193	Fe-CH ₃	135±29	Ni-2-butyne	121±21
Cr(CO) ₅ -CO	154.0±8.4	Fe(C ₂ H ₄)(CO) ₃ -C ₂ H ₄	89.1±8	Pd-OH	213
Cr(CO) ₅ -CH ₄	~33.5±8	Fe-C ₃ H ₅	218	<i>trans</i> -Pt(PPh ₃) ₂ (Cl)-H	307±37
Cr-C ₆ H ₆	9.6±5.8	Fe-C ₃ H ₆	79	[Ph ₂ PCH ₂] ₂ MePt-H	104.6
Cr(C ₆ H ₆) ₂ -C ₆ H ₆	268.2±15.4	Fe(CO) ₅ -Ni(CO) ₄	37.7	[Ph ₂ PCH ₂] ₂ MePt-OH	167.4
Cr(CO) ₅ -C ₆ H ₆	57.3±3.3	Fe(CO) ₅ -(η ³ -C ₃ H ₃)	176	[Ph ₂ PCH ₂] ₂ MePt-SH	90.0
(P(C ₆ H ₁₁) ₃) ₂ (CO) ₃ Cr-P(OMe) ₃	68.6±2.5	Fe(C ₃ H ₆)(CO) ₃ -C ₃ H ₆	~79.5	Pt(η ⁵ -C ₅ H ₅)(CH ₃) ₂ -CH ₃	163±21
(η ⁵ -C ₅ H ₅)Mo(CO) ₃ -H	290	(CO) ₂ (η ⁵ -C ₅ H ₅)Ru-H	272	<i>cis</i> -Pt(PEt ₃) ₂ (CH ₃)-CH ₃	269±13
Mo(η ⁵ -C ₅ H ₅) ₂ -H	246	(PMe ₃) ₂ (η ⁵ -C ₅ Me ₅)Ru-H	167.4	<i>(10.11) Group 11</i>	
Mo(H)(η ⁵ -C ₅ H ₅) ₂ -H	256.9±8.4	(CO) ₂ (η ⁵ -C ₅ Me ₅)Ru-Cl	337.6	Cu-OH	>406
Mo(CO) ₃ (η ⁵ -C ₅ H ₅)-I	216.7±4.2	(η ⁵ -C ₅ Me ₅)(PMe ₃) ₂ Ru-Cl	<138	Cu-CO	25±5
(η ⁵ -C ₅ Me ₅) ₂ Mo-O	272	(η ⁵ -C ₅ Me ₅)(PMe ₃) ₂ Ru-OH	204.6	Cu-CH ₃	223±5
(P(C ₆ H ₁₁) ₃) ₂ (CO) ₃ Mo-H ₂	27.2±0.8	(CO) ₄ Ru-CO	115±1.7	Cu-NH ₃	47±15
(P(C ₆ H ₁₁) ₃) ₂ (CO) ₃ Mo-N ₂	37.7±2.5	(η ⁵ -C ₅ Me ₅)(PMe ₃) ₂ Ru-CH ₃	142.3	Cu(NH ₃) ₂ -NH ₃	83.7±4.2
Mo(CO) ₅ -CO	169.5±8.4	Os(H)(CO) ₄ -H	326.4	Cu-C ₆ H ₆	16.4±12.5
Mo(CO) ₃ (η ⁵ -C ₅ H ₅)-CH ₃	203±8	(CO) ₄ Os-CO	133±2.6	Cu(C ₆ H ₆) ₂ -C ₆ H ₆	27.0±19.3
W(CO) ₅ -Xe	35.1±0.8	Os(C ₂ H ₂)(CO) ₄ -CO	99.5±0.8	Ag-CH ₃	134.1±6.8
W(CO) ₃ (η ⁵ -C ₅ H ₅)-H	303	<i>(10.9) Group 9</i>		Ag-NH ₃	8±13
W(H)(η ⁵ -C ₅ H ₅) ₂ -H	310.9±4.2	(CO) ₄ Co-Co(CO) ₄	83±29	Ag(NH ₃) ₂ -NH ₃	62.8±4.2
W(I)(η ⁵ -C ₅ H ₅) ₂ -H	273±14	(CO) ₄ Co-Mn(CO) ₅	96±12	Au-OH	>262
(CO) ₅ W-H ₂	≥67	(CO) ₄ Co-Re(CO) ₅	113±15	Au-NH ₃	76±6
(P(C ₆ H ₁₁) ₃) ₂ (CO) ₃ W-(η ² -H ₂)	28.5±2.1	Co(CO) ₄ -H	278	Au-CH ₃	≥191.6
W(CO) ₅ -CO	192.5±8.48.4	Co(CO) ₃ (PPh ₃)-H	272	Au-C ₆ H ₆	8.4
W(CH ₃)(η ⁵ -C ₅ H ₅) ₂ -CH ₃	220.9±4	(CO) ₃ HCo-CO	~54	<i>(10.12) Group 12</i>	
<i>(10.7) Group 7</i>		(η ⁵ -C ₅ H ₅)Co(CO)-CO	184.3±4.8	Zn-CH ₃	70±10
F ₃ Mn-MnF ₃	210.9±2.5	Co-CH ₂	331±38	Zn(CH ₃)-CH ₃	266.5±6.3
(CO) ₅ Mn-Mn(CO) ₅	185±8	Co-CH ₃	178±8	Zn-C ₂ H ₅	92.0±17.6
(CO) ₅ Mn-H	284.5	cobalamin-CH ₃	150.6	Zn(C ₂ H ₅) ₂ -C ₂ H ₅	219.2±8.4
(PPh ₃)Mn(CO) ₄ -H	286.2	cobinamide-iC ₄ H ₉	104	Cd-CH ₃	63.6±10.0
MnBr(CO) ₄ -CO	184	Co-C bonds in B ₁₂	123.8±6.3	Cd(CH ₃)-CH ₃	234.3±6.3
(η ⁵ -C ₅ H ₅)(CO) ₂ Mn-CO	195.8±9.2	Cl(CO) ₂ Rh-Rh(CO) ₂ Cl	94.6	Hg-CH ₃	22.6±12.6
Mn-CH ₃	>35±12	HRh(m-xylyl)Rh-H	255.6±1.7	Hg(CH ₃)-CH ₃	239.3±6.3
Mn(CO) ₅ -CH ₃	187.0±3.8	(PiPr ₃) ₂ (Cl)Rh-H ₂	136.0	ClHg-CH ₃	280.0±12.6
		(PiPr ₃) ₂ (Cl)Rh-N ₂	69.0		

Bond	D_{298}° / kJ mol ⁻¹	Bond	D_{298}° / kJ mol ⁻¹	Bond	D_{298}° / kJ mol ⁻¹
BrHg-CH ₃	270±38	Cl ₃ B-N(CH ₃) ₃	127.6	Cl ₃ Ga-S(C ₂ H ₅) ₂	235.1
IHg-CH ₃	258.6±12.6	F ₂ B-CH ₃	397 - 418	In-CH ₃	216.3
<i>(10.13) Group 13</i>					
H ₃ B-BH ₃	172	Al-OH	547±13	In(CH ₃) ₁ -CH ₃	318.8
H ₃ B-NH ₃	130.1±4.2	Al-C ₂ H ₂	>54	In(CH ₃) ₂ -CH ₃	587.4
(CH ₃) ₃ B-NH ₃	57.7±1.3	Cl ₃ Al-N(CH ₃) ₃	198.7±8.4	(CH ₃) ₃ In-N(CH ₃) ₃	83.3±2.1
F ₃ B-N(CH ₃) ₃	130±4.6	(CH ₃) ₃ Al-N(CH ₃) ₃	130	Tl-OH	330±30
		(CH ₃) ₃ Al-O(CH ₃) ₂	92		
		(CH ₃) ₃ Ga-O(C ₂ H ₅) ₂	50.6±0.8		

TABLE 4. Enthalpies of Formation of Free Radicals and Other Transient Species

Reference

Yu-Ran Luo, *Comprehensive Handbook of Chemical Bond Energies*, Taylor & Francis, 2006.

Radical	$\Delta_f H_{298}^{\circ}$ / kJ mol ⁻¹	Radical	$\Delta_f H_{298}^{\circ}$ / kJ mol ⁻¹	Radical	$\Delta_f H_{298}^{\circ}$ / kJ mol ⁻¹
<i>(1) Carbon-Centered Species</i>					
CH	595.8±0.6	*C ₄ H ₇ , cyclobutyl	219.2±4.2	*C ₅ H ₁₁ , (C ₂ H ₅)(CH ₃) ₂ C*	29
CH ₂ (triplet)	391.2±1.6	n-C ₄ H ₉ *, n-butyl, CH ₃ CH ₂ CH ₂ C*H ₂	77.8±2.1	*C ₆ H ₅ , phenyl	330.1±3.3
CH ₂ (singlet)	428.8±1.6	i-C ₄ H ₉ *, i-butyl, (CH ₃) ₂ CHC*H ₂	70±4	*C ₆ H ₇ , cyclohexa-1,3-dien-5-yl	199.2
*CH ₃ , methyl	146.7±0.3	s-C ₄ H ₉ *, s-butyl, CH ₃ C*HCH ₂ CH ₃	67.8±2.1	*C ₆ H ₇ , cyclohexa-1,4-dien-3-yl	201.7±5.0
C ₂ H, acetynyl, CH≡C	567.4±2.1	t-C ₄ H ₉ *, t-butyl, (CH ₃) ₃ C*	48±3	*C ₆ H ₉ , CH ₃ C≡CC*(CH ₃) ₂	221.8±9.2
*C ₂ H ₂ , vinylidene CH ₂ =C**	419.7±16.7	*C ₅ H ₃ , CH≡C-C≡CC*H ₂	579.1	*C ₆ H ₉ , (CH ₂ =CH) ₂ C*(CH ₃)	193.7
*C ₂ H ₃ , vinyl, CH ₂ =C*H	299.6±3.3	*C ₅ H ₃ , (CH≡C) ₂ C*H	573.2	*C ₆ H ₉ , cyclohexa-1-en-3-yl	119.7
*C ₂ H ₅ , ethyl, CH ₃ C*H ₂	118.8±1.3	*C ₅ H ₅ , CH ₂ =CHC≡CC*H ₂	351.5	*C ₆ H ₁₁ , CH ₂ =CH(CH ₂) ₃ C*H ₂	158.6
*C ₃ H ₃ , propargyl, CH≡CC*H ₂	339.0±4.2	*C ₅ H ₅ , CH ₂ =CH-C*H-C≡CH	372.4	*C ₆ H ₁₁ , CH ₂ =CHC*H(CH ₂) ₂ CH ₃	89.0
C ₃ H ₃ , CH ₃ C≡C	515±13	*C ₅ H ₅ , cyclopenta-1,3-dien-5-yl	261.5±4.2	*C ₆ H ₁₁ , CH ₂ =C(CH ₃)C*(CH ₃) ₂	37.7±6.3
C ₃ H ₃ , CH ₂ =C=CH ↔ CH≡CC*H ₂	339.0±4.2	*C ₅ H ₇ , CH ₃ C≡CC*HCH ₃	272.8±9.2	*C ₆ H ₁₁ , (CH ₃) ₂ C=C(CH ₃)C*H ₂	39.7±6.3
*C ₃ H ₃ , cyclopro-2-en-1-yl	439.7±17.2	*C ₅ H ₇ , CH≡CC*HC ₂ H ₅	277.0±8.4	*C ₆ H ₁₁ , (CH ₃) ₂ C=C(CH ₃)C*H(CH ₃)	47.3
*C ₃ H ₃ , allyl, CH ₂ =CHC*H ₂	171.0±3.0	*C ₅ H ₇ , CH≡CC*(CH ₃) ₂	257.3±9.2	*C ₆ H ₁₁ , (Z)-CH ₃ CH=CHC*(CH ₃) ₂	54.4
*C ₃ H ₅ , CH ₃ CH=C*H	267±6	*C ₅ H ₇ , CH ₂ =CHCH=CHC*H ₂	205.0±12.6	*C ₆ H ₁₁ , cyclohexyl	75.3±6.3
C ₃ H ₅ , CH ₃ C=CH ₂	231.4	*C ₅ H ₇ , (CH ₂ =CH) ₂ C*H	208.0±4.2	nC ₆ H ₁₃ *, CH ₃ CH ₂ CH ₂ CH ₂ CH ₂ C*H ₂	33.5
*C ₃ H ₅ , cyclopropyl	279.9±10.5	*C ₅ H ₇ , CH ₃ CH=C=CHC*H ₂	278.0	*C ₆ H ₁₃ , (nC ₄ H ₉)(CH ₃)C*H	29.3
n-C ₃ H ₇ *, n-propyl, CH ₃ CH ₂ C*H ₂	100±2	*C ₅ H ₇ , spiropentyl	380.7±4.2	*C ₆ H ₁₃ , 2-methyl-2-pentyl	3.3±8.4
i-C ₃ H ₇ *, i-propyl, CH ₃ C*HCH ₃	88±3	*C ₅ H ₇ , cyclopent-1-en-3-yl	160.7±4.2	*C ₆ H ₁₃ , 3-methyl-3-pentyl	14.2
*n-C ₄ H ₉ , CH≡CCH=C*H	547.3	*C ₅ H ₉ , cyclopentyl	105.9±4.2	*C ₆ H ₁₃ , 2,3-dimethyl-2-butyl	3.1±10
*i-C ₄ H ₉ , CH ₂ =C*H≡CH	499.2	*C ₅ H ₉ , cyclopentyl	105.9±4.2	*C ₇ H ₃ , (CH≡C) ₃ C*	784.5
*C ₄ H ₅ , CH ₃ C≡CC*H ₂	304.5	*C ₅ H ₉ , CH ₂ =CHC*HCH ₂ CH ₃	109.6±8.4	*C ₇ H ₇ , benzyl, C ₆ H ₅ C*H ₂	208.0±1.7
*C ₄ H ₅ , CH≡CC*HCH ₃	316.5	*C ₅ H ₉ , CH ₃ CH=CHC*H(CH ₃)	92	*C ₇ H ₇ , quadricyclolan-5-yl	578.6±5.4
*C ₄ H ₅ , *CH=CHCHCH ₂	364.4	*C ₅ H ₉ , CH ₃ CH=C(CH ₃)C*H ₂	92.0	*C ₇ H ₇ , quadricyclolan-4-yl	587.4±5.4
*C ₄ H ₅ , CH ₂ =CHC*CH ₂	313.3	*C ₅ H ₉ , CH ₂ =CHC*(CH ₃) ₂	87.0±8.4	*C ₇ H ₇ , norborna-2,5-dien-7-yl	511.7±7.9
*C ₄ H ₇ , CH ₃ CH=CHC*H ₂	146±8	*C ₅ H ₉ , CH ₂ =C(CH ₃)C*H(CH ₃)	93.7	*C ₇ H ₇ , cyclohepta-1,3,5-trien-7-yl	285.3±12.6
*C ₄ H ₇ , CH ₂ =CHCH ₂ C*H ₂	192.5	*C ₅ H ₉ , CH ₂ =C(C*H ₂)CH ₂ CH ₃	114.2	*C ₇ H ₉ , CH ₂ =CH(CH=CH) ₂ CC*H ₂	251.0
*C ₄ H ₇ , CH ₂ =C(CH ₃)C*H ₂	137.9	*C ₅ H ₉ , CH ₂ =CH(CH ₂) ₂ C*H ₂	179.5	*C ₇ H ₉ , (CH ₂ =CH) ₃ C*	274.0
*C ₄ H ₇ , CH ₂ =CHC*HCH ₃	136.2	nC ₅ H ₁₁ *, CH ₃ CH ₂ CH ₂ CH ₂ C*H ₂	54.4	*C ₇ H ₁₁ , norborn-1-yl	136.4±10.5
*C ₄ H ₇ , cyclopropylmethyl	213.8±6.7	*C ₅ H ₁₁ , (C ₂ H ₅) ₂ C*H	47.0	*C ₇ H ₁₁ , cycloheptenyl	119.2
		*C ₅ H ₁₁ , (nC ₃ H ₇)(CH ₃)C*H	50.2	*C ₇ H ₁₃ , cycloheptyl	50.6±4.2
		*C ₅ H ₁₁ , (CH ₃) ₃ C*CH ₂	36.4±8.4		

Radical	$\Delta_f H_{298}^\circ /$ kJ mol ⁻¹	Radical	$\Delta_f H_{298}^\circ /$ kJ mol ⁻¹	Radical	$\Delta_f H_{298}^\circ /$ kJ mol ⁻¹
C ₇ H ₁₃ , cyclo-[C(CH ₃)(CH ₂) ₅]	22.6	*C ₁₁ H ₉ , 1-naphthylmethyl	252.7	*CH ₂ Br	171.1±2.7
C ₇ H ₁₃ , cyclo-[C(CH ₂ CH ₃)(CH ₂) ₄]	47.0	*C ₁₁ H ₂₁ , cycloundecanyl	7.5	*Cl ₃	424.9±2.8
C ₇ H ₁₅ , (nC ₅ H ₁₁)(CH ₃)CH	8.4	*C ₁₂ H ₂₃ , cyclododecanyl	-38.5	*CHI ₂	314.4±3.3
C ₇ H ₁₅ , (CH ₃) ₂ CHCHC(CH ₃) ₂	-21.8±5.2	*C ₁₃ H ₉ , 9-fluorenyl	297.5	*CH ₂ I	229.7±8.4
*C ₈ H ₇ , cubyl	831.0±16.7	*C ₁₃ H ₁₁ , (C ₆ H ₅) ₂ C*H	302.1±4.2	*C ₂ F, FC≡C*	460.0±21.0
C ₈ H ₇ , C ₆ H ₅ C=CH ₂	309.6	*C ₁₃ H ₁₁ , 9-methyl-9-fluorenyl	268.2	*C ₂ Cl, ClC≡C*	568±26
C ₈ H ₇ , C ₆ H ₅ CH=CH	387.0	*C ₁₄ H ₁₁ , 9,10-dihydroanthracen-9-yl	261.0	*C ₂ F ₃ , CF ₂ =C*F	-192.0±8.4
*C ₈ H ₉ , C ₆ H ₅ C*H(CH ₃)	175.7±7.5	*C ₁₅ H ₁₁ , 9-anthracenylmethyl	337.6	*C ₂ F ₂ H, CF ₂ =C*H	-92.9±8.4
*C ₈ H ₉ , C ₆ H ₅ CH ₂ C*H ₂	236.0±7.5	*C ₁₅ H ₁₁ , 9-phenanthrenylmethyl	311.3	*C ₂ F ₂ H, CHF=C*F	-50.6±8.4
*C ₈ H ₉ , p-CH ₃ C ₆ H ₄ C*H ₂	167.4	*C ₁₆ H ₃₁ , CH ₂ =CHC*H(CH ₂) ₁₂ CH ₃	-118.8	*CCl ₂ H, CHCl=C*Cl	234.7±8.4
*C ₈ H ₉ , m-CH ₃ C ₆ H ₄ C*H ₂	167.4	*C ₁₉ H ₁₅ , trityl, (C ₆ H ₅) ₃ C*	392.0±8.4	*CClH ₂ , CH ₂ =C*Cl	>251
*C ₈ H ₉ , o-CH ₃ C ₆ H ₄ C*H ₂	167.4	*C ₃₅ H ₂₅ , pentamethylcyclopentadienyl	67.4	*C ₂ F ₃ , CF ₃ C*F ₂	-892.9±4.2
*C ₈ H ₉ , 1-vinyl-cyclohexa-2,4-dienyl	247.7±14.2	CF	255.2±8	*C ₂ HF ₄ , CF ₃ C*HF	-680.8±9.6
*C ₈ H ₉ , 2-vinyl-cyclohexa-2,4-dienyl	249.8±14.2	CF ₂	-182.0±6.3	*C ₂ HF ₄ , CHF ₂ C*F ₂	-664.8
C ₈ H ₉ , 3-vinyl-cyclohexa-2,4-dienyl	269.4±14.2	FC(O)	-161.2±8.4	*C ₂ H ₂ F ₃ , CF ₃ C*H ₂	-517.1±8.4
*C ₈ H ₉ , 6-vinyl-cyclohexa-2,4-dienyl	284.5±14.2	CHF	143.0±12.6	*C ₂ H ₂ F ₃ , CHF ₂ C*HF	-456.0
*C ₈ H ₁₃ , CH ₂ =CHCH=CHC*H(CH ₂) ₂ CH ₃	130.5	CClF	31.0±13.4	*C ₂ H ₂ F ₃ , CH ₂ FC*F ₂	-449.8
*C ₈ H ₁₃ , CH ₂ =CHC*H(CH ₂) ₃ CH=CH ₂	130.5	CCl	443.1±13.0	*C ₂ H ₂ F ₂ Cl, CF ₂ ClC*H ₂	-310.9±7.0
*C ₈ H ₁₃ , bicyclooct-1-yl	92.0	CCl ₂	226	*C ₂ H ₃ F ₂ , CH ₃ C*F ₂	-302.5±8.4
*C ₈ H ₁₅ , CH ₂ =CHC*H(CH ₂) ₄ CH ₃	49.8	ClC*(O)	-21.8±2.5	*C ₂ H ₃ F ₂ , CHF ₂ C*H ₂	-285.8
C ₈ H ₁₅ , (E)-CH ₃ CH=C(CH ₂) ₄ CH ₃	29.7	CHCl	326.4±8.4	*C ₂ H ₃ F ₂ , CH ₂ FC*HF	-238.5
*C ₈ H ₁₅ , (Z)- (CH ₃) ₂ C*CH=CHCH(CH ₃) ₂	9.2	CClBr	267	*C ₂ H ₄ F, CH ₃ C*HF	-70.3±8.4
*C ₈ H ₁₅ , cyclooctanyl	59.4	CBr	510±63	*C ₂ H ₄ F, CH ₂ FC*H ₂	-59.4±8.4
C ₈ H ₁₅ , cyclo-[C(CH ₂ CH ₃)(CH ₂) ₅]	10.0	CHBr	373±18	*C ₂ H ₂ F ₂ Cl, CF ₂ ClC*H ₂	-315.2±6
*C ₉ H ₇ , indenyl	297.1	CBr ₂	343.5	*C ₂ F ₄ Cl, CF ₂ ClC*F ₂	-686.0
*C ₉ H ₉ , indanyl-1	204.2±8.4	Cl	570±35	*C ₂ HF ₃ Cl, CClF ₂ C*HF	-450.6±12.6
*C ₉ H ₁₁ , 2,6-dimethylbenzyl	124.7	Cl ₂	468±60	*C ₂ F ₄ Cl, CF ₃ C*FCl	-728.0
*C ₉ H ₁₁ , 3,6-dimethylbenzyl	124.7	*CF ₃	-465.7±2.1	*C ₂ F ₃ Cl ₂ , CF ₃ C*Cl ₂	-564.0
*C ₉ H ₁₁ , 3,5-dimethylbenzyl	124.7	*CHF ₂	-238.9±4.2	*C ₂ F ₃ ClBr, CF ₃ C*ClBr	-504.2±8.4
C ₉ H ₁₁ , C ₆ H ₅ C(CH ₃) ₂	133.9±4.2	*CH ₂ F	-31.8±4.2	*C ₂ Cl, ClC≡C*	534±50
*C ₉ H ₁₁ , o-*C ₆ H ₄ C ₂ H ₅	279.5±7.5	*CClF ₂	-279.0±8.4	*C ₂ Cl ₃ , CCl ₂ =C*Cl	190±50
*C ₉ H ₁₇ , cyclononyl	52.3	*CCl ₂ F	-89.0±8.4	*C ₂ Cl ₃ , CCl ₃ C*Cl ₂	35.1±5.4
*C ₁₀ H ₇ , naphth-1-yl	401.7±5.4	*CBrClF	-35.5±6.3	*C ₂ HCl ₄ , CHCl ₂ C*Cl ₂	23.4±8.4
*C ₁₀ H ₇ , naphth-2-yl	400.4±5.9	*CHClF	-60.7±10.0	*C ₂ HCl ₄ , CCl ₃ C*HCl	51.0
*C ₁₀ H ₁₁ , tetralin-1-yl	154.8±5.0	*CBrF ₂	-224.7±12.6	*C ₂ H ₂ Cl ₃ , CHCl ₂ C*HCl	46.4
*C ₁₀ H ₁₃ , 1-phenyl-but-4-yl	192.0	*CCl ₃	71.1±2.5	*C ₂ H ₂ Cl ₃ , CCl ₂ C*H ₂	71.5±8
*C ₁₀ H ₁₃ , (C ₆ H ₅ CH ₂)(C ₂ H ₅)C*H	184.5	*CHCl ₂	93.3±4.2	*C ₂ H ₃ Cl ₂ , CH ₃ C*Cl ₂	42.5±1.7
*C ₁₀ H ₁₃ , (C ₆ H ₅ CH ₂ CH ₂)(CH ₃)C*H	184.5	*CH ₂ Cl	117.2±2.9	*C ₂ H ₃ Cl ₂ , CH ₂ ClC*ClH	65.3
*C ₁₀ H ₁₃ , (C ₆ H ₅ C*HCH ₂ CH ₂ CH ₃)	134.7	*CHBrCl	143±6	*C ₂ H ₃ Cl ₂ , CHCl ₂ C*H ₂	90.1±0.8
*C ₁₀ H ₁₅ , 1-adamantyl	51.5	*CHBr ₂	188.3±9.2	*C ₂ H ₄ Cl, CH ₃ C*HCl	76.5±1.6
*C ₁₀ H ₁₅ , 2-adamantyl	61.9	*CBr ₂ Cl	163±8	*C ₂ H ₄ Cl, CH ₂ ClC*H ₂	93.0±2.4
*C ₁₀ H ₁₉ , cyclodecanyl	32.2	*CBrCl ₂	124±8	*C ₂ H ₃ Br ₂ , CH ₃ C*Br ₂	140.2±5.4
		*CBr ₃	214.8	*C ₂ H ₄ Br, BrCH ₂ C*H ₂	135.1

Radical	$\Delta_f H_{298}^\circ /$ kJ mol ⁻¹	Radical	$\Delta_f H_{298}^\circ /$ kJ mol ⁻¹	Radical	$\Delta_f H_{298}^\circ /$ kJ mol ⁻¹
$\cdot\text{C}_2\text{H}_4\text{Br}$, $\text{CH}_3\text{C}\cdot\text{HBr}$	126.8	$\text{C}\cdot\text{CO}$	381.2±2.1	$\cdot\text{C}_7\text{H}_5\text{O}_2$, 3-C(O)OH- $\cdot\text{C}_6\text{H}_4$	-35.0
$\cdot\text{C}_2\text{Br}$, $\text{CBrC}\cdot$	623.8	$\text{CH}_3\text{C}\cdot(\text{O})$	-10.3±1.8	$\cdot\text{C}_7\text{H}_5\text{O}_2$, 4-C(O)OH- $\cdot\text{C}_6\text{H}_4$	-36.0
$\cdot\text{C}_2\text{Br}_3$, $\text{CBr}_2\text{C}\cdot\text{Br}$	385.3	$\text{CF}_3\text{C}\cdot(\text{O})$	-608.7	$\cdot\text{CH}_3\text{O}_2$, $\text{C}\cdot\text{H}_2\text{OOH}$	66.1
$\cdot\text{C}_2\text{Br}_5$, $\text{CBr}_3\text{C}\cdot\text{Br}_2$	283.3	$\text{CH}_2\text{ClC}\cdot(\text{O})$	-21±12.6	$\cdot\text{C}_2\text{H}_5\text{O}_2$, $\text{C}\cdot\text{H}_2\text{CH}_2\text{OOH}$	46.0±4.6
$\cdot\text{C}_3\text{H}_6\text{Cl}$, $\text{CH}_3\text{CH}_2\text{C}\cdot\text{HCl}$	56.6	$\text{CHCl}_2\text{C}\cdot(\text{O})$	-17.6±23	$\cdot\text{C}_2\text{H}_5\text{O}_2$, $\text{CH}_3\text{CH}\cdot\text{OOH}$	26.9
$\cdot\text{C}_3\text{H}_6\text{Cl}$, $\text{CH}_3\text{C}\cdot\text{ClCH}_3$	29.9±0.6	$\text{CCl}_3\text{C}\cdot(\text{O})$	-19.7	$\cdot\text{C}_3\text{H}_7\text{O}_2$, $\text{CH}_3\text{CH}\cdot\text{CH}_2\text{OOH}$	10.9±5.4
$\cdot\text{C}_3\text{H}_6\text{Br}$, $\text{C}\cdot\text{H}_2\text{CH}_2\text{CH}_2\text{Br}$	120.1±1.3	$\text{CH}_3\text{CH}_2\text{C}\cdot(\text{O})$	-31.7±3.4	$\cdot\text{C}_3\text{H}_7\text{O}_2$, $\text{C}\cdot\text{H}_2\text{CH}(\text{OOH})\text{CH}_3$	2.9±6.3
$\cdot\text{C}_3\text{H}_6\text{Br}$, $\text{CH}_3\text{C}\cdot\text{HCH}_2\text{Br}$	96.7±5.9	$\text{CH}_2\text{CHC}\cdot(\text{O})$	88.5	$\cdot\text{C}_4\text{H}_9\text{O}_2$, $(\text{CH}_3)_2\text{C}\cdot\text{CH}_2\text{OOH}$	-30.1±5.4
$\cdot\text{C}_3\text{H}_6\text{Br}$, $\text{CH}_3\text{CH}_2\text{C}\cdot\text{HBr}$	107.5±2.5	$\text{CH}_2\text{C}(\text{CH}_3)\text{C}\cdot(\text{O})$	58.6±16.7	$\cdot\text{C}_4\text{H}_9\text{O}_2$, $\text{C}\cdot\text{H}_2\text{C}(\text{CH}_3)_2\text{OOH}$	-26.8±5.4
$\cdot\text{C}_6\text{F}_5$	-547.7±8.4	$\text{CH}_3\text{CH}_2\text{CH}_2\text{C}\cdot(\text{O})$	54.4±4.2	$\cdot\text{C}_2\text{H}_3\text{O}_3$, $\text{C}\cdot\text{H}_2\text{C}(\text{O})\text{OOH}$	-137.9
$\cdot\text{CH}_3\text{O}$, $\text{HOC}\cdot\text{H}_2$	-17.0±0.7	$(\text{CH}_3)_2\text{CHC}\cdot(\text{O})$	-64.0±3.8	$\cdot\text{CHN}_2$	494.5
$\cdot\text{CH}_2\text{ClO}$, $\text{HOC}\cdot\text{ClH}$	-60.7±7.5	$(\text{CH}_3)_3\text{CC}\cdot(\text{O})$	-102.9±6.3	$\cdot\text{CH}_2\text{N}=\text{CH}_2$	263.6±12.6
$\cdot\text{CHCl}_2\text{O}$, $\text{HOC}\cdot\text{Cl}_2$	-94.1±7.5	$\text{C}_6\text{H}_5\text{C}\cdot(\text{O})$	116.3±10.9	$\cdot\text{CH}_2\text{NH}_2$	151.9±8.4
$\cdot\text{CH}_2\text{ClO}$, $\text{ClOC}\cdot\text{H}_2$	135.6±9.2	$\text{HC}(\text{O})\text{CH}_2\cdot$	10.5±9.2	$\text{CH}_3\text{C}\cdot\text{HNH}_2$	111.7±8.4
$\cdot\text{CH}_2\text{BrO}$, $\text{BrOC}\cdot\text{H}_2$	151±16	$\text{ClC}(\text{O})\text{CH}_2\cdot$	-52.7±13	$(\text{CH}_3)_2\text{C}\cdot\text{NH}_2$	69.9±8.4
$\cdot\text{C}_2\text{H}_3\text{O}$, $\text{C}\cdot\text{H}=\text{CHOH}$	121±11	$\text{E}\cdot\text{C}\cdot\text{HCIC}(\text{O})\text{H}$	-27.2±10.5	$\cdot\text{CH}_2\text{NHCH}_3$	156.6
$\cdot\text{C}_2\text{H}_3\text{O}$, $\text{C}\cdot\text{H}_2\text{CHO}$	13.0±2	$\text{Z}\cdot\text{C}\cdot\text{HCIC}(\text{O})\text{H}$	-23.4±10.5	$\cdot\text{CH}_2\text{N}(\text{CH}_3)_2$	148.0
$\cdot\text{C}_2\text{H}_5\text{O}$, $\text{CH}_3\text{C}\cdot\text{HOH}$	-54.0	$\text{C}\cdot\text{Cl}_2\text{C}(\text{O})\text{H}$	-55.6±14.2	$(\text{C}_2\text{H}_5)_2\text{NC}\cdot\text{HCH}_3$	68.6±2.1
$\cdot\text{C}_2\text{H}_4\text{ClO}$, $\text{CH}_3\text{C}\cdot\text{ClOH}$	-108.4±8.8	$\text{E}\cdot\text{C}\cdot\text{HCIC}(\text{O})\text{Cl}$	-88.7±15.1	$\cdot\text{CH}_2\text{N}(\text{CH}_3)\text{Ph}$	266.0±12.6
$\cdot\text{C}_2\text{H}_4\text{ClO}$, $\text{C}\cdot\text{H}_2\text{CHClOH}$	-73.2±8.8	$\text{C}\cdot\text{H}_2\text{C}(\text{O})\text{F}$	-273.0±5.8	$\cdot\text{CN}$	439.3±2.9
$\cdot\text{C}_2\text{H}_3\text{Cl}_2\text{O}$, $\text{C}\cdot\text{H}_2\text{CCl}_2\text{OH}$	-99.6±8.8	$\text{Z}\cdot\text{C}\cdot\text{HCIC}(\text{O})\text{Cl}$	-84.9±13.8	$\cdot\text{CH}_2\text{CN}$	252.6±4
$\cdot\text{C}_2\text{H}_5\text{O}$, $\text{C}\cdot\text{H}_2\text{CH}_2\text{OH}$	-31±7	$\text{C}\cdot\text{Cl}_2\text{C}(\text{O})\text{Cl}$	-101.7±15.5	$\text{CH}_3\text{C}\cdot\text{HCN}$	226.7±12.6
$\cdot\text{C}_2\text{H}_5\text{O}$, oxiran-2-yl	149.8±6.3	$\text{CH}_3\text{C}(\text{O})\text{CH}_2\cdot$	-34±3	$\cdot\text{CH}_2\text{CH}_2\text{CN}$	245.4±12.6
$\cdot\text{C}_3\text{H}_5\text{O}$, $\text{CH}_2=\text{CHC}\cdot\text{HOH}$	0±8.4	$\text{CH}_3\text{C}(\text{O})\text{C}\cdot\text{HCH}_3$	-70.3±7.1	$(\text{CH}_3)_2\text{C}\cdot\text{CN}$	190.4±12.6
$\cdot\text{C}_3\text{H}_7\text{O}$, $\text{CH}_3\text{CH}_2\text{C}\cdot\text{HOH}$	-81±4	$\text{CH}_3\text{C}(\text{O})\text{C}\cdot=\text{CH}_2$	113.4	$\text{Ph}(\text{CH}_3)\text{C}\cdot\text{CN}$	248.5±8.4
$\cdot\text{C}_3\text{H}_7\text{O}$, $(\text{CH}_3)\text{C}\cdot\text{HCH}_2\text{OH}$	-78.7±8.4	$\text{C}_2\text{H}_5\text{C}(\text{O})\text{C}\cdot\text{HCH}_3$	-107.5±20.9	$\text{NCC}\cdot\text{HCH}_2\text{CN}$	381.8±12.6
$\cdot\text{C}_3\text{H}_7\text{O}$, $\text{HOCH}_2\text{CH}_2\text{C}\cdot\text{H}_2$	-66.9±8.4	$\text{iPrC}(\text{O})\text{C}\cdot(\text{CH}_3)_2$	-173.6±20.9	$\cdot\text{CH}_2\text{NC}$	334.7±16.7
$\cdot\text{C}_3\text{H}_7\text{O}$, $(\text{CH}_3)_2\text{C}\cdot\text{OH}$	-96.4	$\text{tC}_4\text{H}_9\text{C}(\text{O})\text{C}\cdot\text{H}_2$	-115.5±12.6	$\cdot\text{C}(\text{O})\text{NC}$	210.0±10
$\cdot\text{C}_3\text{H}_7\text{O}$, $\cdot\text{CH}_2\text{CH}(\text{OH})\text{CH}_3$	-62.8±11.7	$\text{PhC}(\text{O})\text{C}\cdot\text{H}_2$	84.5±12.6	$\cdot\text{C}(\text{O})\text{NH}_2$	-15.1±4
$\cdot\text{C}_4\text{H}_9\text{O}$, $\cdot\text{CH}_2\text{C}(\text{OH})(\text{CH}_3)_2$	-147.3±8.4	$\text{PhC}(\text{O})\text{C}\cdot\text{HCH}_3$	41.4±20.9	$\text{C}\cdot\text{NN}$	569±21
$\cdot\text{C}_2\text{H}_5\text{O}_3$, $\text{C}\cdot\text{H}_2\text{OCH}_2\text{OOH}$	109.6±4.2	$\text{PhC}\cdot\text{HC}(\text{O})\text{CH}_2\text{Ph}$	134.3±20.9	$\text{HC}\cdot\text{NN}$	460±8
$\text{PhCH}\cdot\text{OH}$	29.3±8.4	$\text{PhC}(\text{O})\text{OC}\cdot\text{H}_2$	-69.9	$\text{H}_2\text{C}\cdot\text{NN}$	292.5±2.1
$\text{Ph}_2\text{C}\cdot\text{OH}$	152.3±6.3	$\cdot\text{C}(\text{O})\text{OH-trans}$	≥-194.6±2.9	$\cdot\text{CH}_2\text{NO}$	157±4
$\cdot\text{C}_2\text{H}_5\text{O}$, $\text{CH}_3\text{OC}\cdot\text{H}_2$	0±4.2	$\cdot\text{C}(\text{O})\text{OH-cis}$	-219.7	$\cdot\text{CH}_2\text{NO}_2$	115.1±12.6
$\cdot\text{C}_3\text{H}_7\text{O}$, $\text{CH}_3\text{OC}\cdot\text{HCH}_3$	-57.7±8.4	$\cdot\text{C}(\text{O})\text{OCH}_3$	-161.5	$\text{CH}_3\text{C}\cdot\text{HNO}_2$	61.9±12.6
$\cdot\text{C}_3\text{H}_7\text{O}$, $\text{CH}_3\text{CH}_2\text{OC}\cdot\text{H}_2$	-45.2±8.4	$\text{C}\cdot\text{H}_2\text{C}(\text{O})\text{OH}$	-248.9±12.0	$(\text{CH}_3)_2\text{C}\cdot\text{NO}_2$	6.3±12.6
$\cdot\text{C}_3\text{H}_7\text{O}$, $\text{C}\cdot\text{H}_2\text{CH}_2\text{OCH}_3$	-7.1±4.2	$\text{C}\cdot\text{H}(\text{CH}_3)\text{C}(\text{O})\text{OH}$	-293±3	$\text{PhC}\cdot\text{HNO}_2$	169.0±12.6
$\cdot\text{C}_4\text{H}_9\text{O}$, $(\text{CH}_3)_2\text{CHOC}\cdot\text{H}_2$	-70.3±7.1	$\text{C}\cdot\text{H}_2\text{C}(\text{O})\text{OCH}_3$	-236.8±8.4	$\cdot\text{C}_6\text{H}_6\text{N}$, 3-NH ₂ -C ₆ H ₄	320.1
$\cdot\text{C}_4\text{H}_9\text{O}$, $\text{CH}_3\text{CH}_2\text{OC}\cdot\text{HCH}_3$	-81.2±4.2	$\text{C}\cdot\text{H}_2\text{C}(\text{O})\text{OCH}_2\text{CH}_3$	-260.2±12.6	$\cdot\text{C}_6\text{H}_6\text{N}$, 4-NH ₂ -C ₆ H ₄	327.8
$\cdot\text{C}_4\text{H}_9\text{O}$, $\text{C}\cdot\text{H}_2\text{CH}(\text{CH}_3)\text{OCH}_3$	-42.3±3.8	$\text{C}\cdot\text{H}_2\text{C}(\text{O})\text{OPh}$	-28.0	$\cdot\text{C}_6\text{H}_4\text{NO}_2$, 3-NO ₂ -C ₆ H ₄	340.6±10.0
$\cdot\text{C}_4\text{H}_9\text{O}$, $(\text{CH}_3)_2\text{C}\cdot\text{OCH}_3$	-72.4±10	$\cdot\text{C}_4\text{H}_7\text{O}$, tetrahydrofuran-2-yl	-18.0±6.3	$\cdot\text{C}_6\text{H}_4\text{NO}_2$, 4-NO ₂ -C ₆ H ₄	302.7
$\cdot\text{C}_5\text{H}_{11}\text{O}$, $(\text{CH}_3)_3\text{COC}\cdot\text{H}_2$	-102.5±8.4	$\cdot\text{C}_4\text{H}_8\text{O}$, cyclopentanone-2-yl	-41.8±12.6	$\cdot\text{C}_6\text{H}_4\text{CH}_3$, 2-Me-C ₆ H ₄	315.1±10.5
$\cdot\text{C}_2\text{H}_5\text{O}_2$, $\text{HOCH}_2\text{C}\cdot\text{HOH}$	-220.1±8.4	$\cdot\text{C}_4\text{H}_7\text{O}_2$, 1,4-dioxan-2-yl	-131.8±12.6	$\cdot\text{C}_6\text{H}_4\text{CH}_3$, 4-Me-C ₆ H ₄	296.6±9.6
$\text{C}\cdot\text{H}=\text{C}=\text{O}$, ketenyl	177.5±8.8	$\cdot\text{C}_7\text{H}_5\text{O}_2$, 2-C(O)OH- $\cdot\text{C}_6\text{H}_4$	-33.0	$\cdot\text{C}_6\text{H}_3\text{N}_2\text{O}_4$, 3,5-(NO ₂) ₂ -C ₆ H ₃	305.4
$\text{HC}\cdot(\text{O})$	42.5±0.5			$\cdot\text{C}_7\text{H}_6\text{NO}_2$, 2-Me-4-NO ₂ -C ₆ H ₃	295.4±8.4
				$\cdot\text{C}_4\text{H}_3\text{N}$, pyrrol-2-yl	385.8

Radical	$\Delta_f H_{298}^\circ /$ kJ mol ⁻¹	Radical	$\Delta_f H_{298}^\circ /$ kJ mol ⁻¹	Radical	$\Delta_f H_{298}^\circ /$ kJ mol ⁻¹
[•] C ₄ H ₃ N, pyrrol-3-yl	385.8	[•] CH ₂ C(CH ₃) ₂ SiMe ₃	-125	C ₆ H ₅ O [•]	48.5±2.9
[•] C ₄ H ₈ N, pyrrolidin-2-yl	142.7±12.6	[•] CP	450±9	o-Cl-C ₆ H ₄ O [•]	30.6
[•] C ₅ H ₄ N, pyrid-2-yl	362.0	<i>(2) Oxygen-Centered Species</i>		C ₆ Cl ₅ O [•]	~63
[•] C ₅ H ₄ N, pyrid-3-yl	391.0	HO [•]	37.3±0.3	p-Cl-C ₆ H ₄ O [•]	~9
[•] C ₅ H ₄ N, pyrid-4-yl	391.0	FO [•]	109±10	o-OH-C ₆ H ₄ O [•]	-186.3
[•] C ₄ H ₇ N ₂ , piperad-2-yl	119.7	ClO [•]	101.63±0.1	p-OH-C ₆ H ₄ O [•]	-143.6
[•] C ₄ H ₃ N ₂ , pyrazin-2-yl	409.2±12.6	BrO [•]	126.2±1.7	o-CH ₃ O-C ₆ H ₄ O [•]	-125.5
[•] C ₄ H ₃ N ₂ , pyrimid-2-yl	388.0±12.6	IO [•]	115.9±5.0	p-CH ₃ O-C ₆ H ₄ O [•]	-81.1
[•] C ₄ H ₃ N ₂ , pyrimid-4-yl	409.0±12.6	HOO [•]	13.4±2.1	C ₆ H ₅ CH ₂ O [•]	136.0±12.6
[•] C ₄ H ₃ N ₂ , pyrimid-5-yl	446.4±12.6	FOO [•]	25.4±2	C ₁₀ H ₇ O [•] , naphthoxy-1	165.3
[•] CH(NO ₂) ₂	139.1	ClOO [•]	98.0±4	C ₁₀ H ₇ O [•] , naphthoxy-2	174.1
[•] C(NO ₂) ₃	201.2	BrOO [•]	108±40	HC(O)O [•]	-129.7±12.6
[•] CH ₂ C(NO ₂) ₃	150.6	IOO [•]	96.6±15	FC(O)O [•]	368.0
[•] CH ₂ CH(NO ₂) ₂	103.3	OFO [•]	378.6±20	CH ₃ C(O)O [•]	-179.9±12.6
[•] CH ₂ CH ₂ C(NO ₂) ₃	133.9	OCIO [•]	95.4	CF ₃ C(O)O [•]	-797.0
[•] CH ₂ N(NO ₂)CH ₂ C(NO ₂) ₃	173.6	ClOOCIO [•]	142±12	CF ₃ OC(O)O [•]	-958.1±16.7
[•] CH ₂ N(NO ₂)CH ₂ CH(NO ₂) ₂	126.4	CICIO [•]	90±30	C ₆ H ₅ C(O)O [•]	-50.2±16.7
[•] CH ₂ CH ₂ N(NO ₂)CH ₂ C(NO ₂) ₃	168.6	NCO [•]	184.1	CH ₃ OO [•]	20.1±5.1
[•] CH ₂ CH ₂ ONO ₂	37.7	CNO [•]	386.6	C ₂ H ₃ OO [•] , CH ₂ =CHOO [•]	101.7±1.7
[•] CH ₂ (ONO ₂)CHCH ₂ ONO ₂	-25.5	HONNO [•]	172	C ₂ H ₅ OO [•]	-28.5±9.6
[•] CH(CH ₂ ONO ₂) ₂	-57.3	sym-ClO ₃	217.2±21	C ₃ H ₅ OO [•] , CH ₂ =CHCH ₂ OO [•]	88.7
[•] CH ₂ C(CH ₂ ONO ₂) ₃	-158.2	HSO [•]	-21.8±2.1	iC ₃ H ₇ OO [•]	-65.4±11.3
[•] CH ₂ NHNO ₂	164.8	HSOO [•]	112	C ₄ H ₇ OO [•] , CH ₃ CH=CHCH ₂ OO [•]	82.6±5.3
[•] CH ₂ N(NO ₂)CH ₃	149.4	CH ₃ SOO [•]	76	tC ₄ H ₉ OO [•]	-101.5±9.2
[•] CH ₂ N(NO ₂) ₂	210.5	CF ₃ SO ₂ O [•]	-912	neo-C ₅ H ₁₁ OO [•]	-115.5
[•] CH ₂ CH ₂ N(NO ₂)CH ₃	144.3	NCO [•]	184.0	HOCH ₂ OO [•]	-162.1
[•] CH ₂ N(NO ₂)CH ₂ N(NO ₂)CH ₃	202.1	O ₂ NO [•]	71.1	HOOCH ₂ CH ₂ OO [•]	100
[•] CH ₂ N(NO ₂)(CH ₂)N(NO ₂)CH ₃	173.2	ONOO [•]	82.8	C ₆ H ₅ CH ₂ OO [•]	114.6±4.2
C [•] (S)H	300.4±8.4	HOS(O) ₂ O [•]	-511.7	c-C ₆ H ₁₁ OO [•]	-25.0±10.5
[•] CH ₂ SH	151.9±8.4	CH ₃ O [•]	21.0±2.1	(C ₂ H ₅)N(CH ₃)CHOO [•]	-36.0±12.6
[•] CH ₂ SCH ₃	136.8±5.9	CF ₃ O [•]	-635.1±7.1	CF ₃ OO [•]	-635.0
[•] CH ₂ SPh	268.6±12.6	CCl ₃ O [•]	-38.1±9.2	CF ₂ ClOO [•]	-406.7±14.6
[•] CH ₂ SOCH ₃	23.8±12.6	CH ₂ ClO [•]	-21.3±9.2	CFCl ₂ OO [•]	-213.7
HOC [•] (S)S	110.5	CHCl ₂ O [•]	-32.2±9.2	CH ₂ ClOO [•]	-5.1±13.6
[•] CH ₂ SO ₂ CH ₃	-177.0±12.6	CH ₂ =CH-O [•]	18.4±1.3	CHCl ₂ OO [•]	-19.2±11.2
[•] CH ₂ SO ₂ Ph	-57.3±12.6	CF ₃ CHFO [•]	-851.0	CCl ₃ OO [•]	-20.9±8.9
PhC [•] HSO ₂ CH ₃	-109.2±12.6	C ₂ H ₃ O [•]	-13.6±3.3	CH ₃ CHClOO [•]	-54.7±3.4
PhC [•] HSO ₂ Ph	7±12.6	CH ₃ CHClO [•]	-61.9±12.1	CH ₃ CCl ₂ OO [•]	-63.8±9.8
Ph ₂ C [•] SO ₂ Ph	102±12.6	CH ₃ CCl ₂ O [•]	-91.6±11.7	CH ₃ OCH ₂ OO [•]	-142.2±4.2
Ph ₂ C [•] SPh	435.6±12.6	nC ₃ H ₇ O [•]	-30.1±8.4	CH ₃ C(O)CH ₂ OO [•]	-142.1±4
NC [•] (O)	127.2	iC ₃ H ₇ O [•]	-48.5±3.3	CH ₃ C(O)OO [•]	-154.4±5.8
[•] CNH	207.9±12.1	(CH ₃) ₂ CClO [•]	-108.4±8.4	HOOO [•]	29.7±8.4
[•] CNO	323±30	nC ₄ H ₉ O [•]	-62.8	CH ₃ OOO [•]	33.4±12.6
[•] CH ₂ SiMe ₃	-32±6	sC ₄ H ₉ O [•]	-69.5	C ₂ H ₅ OOO [•]	5.4±12.6
		tC ₄ H ₉ O [•]	-85.8±3.8		
		CH ₂ =CHCH ₂ O [•]	87.0		

Radical	$\Delta_f H_{298}^\circ /$ kJ mol ⁻¹	Radical	$\Delta_f H_{298}^\circ /$ kJ mol ⁻¹	Radical	$\Delta_f H_{298}^\circ /$ kJ mol ⁻¹
<i>(3) Nitrogen-Centered Species</i>					
ON	90.29±0.17	iC ₃ H ₇ N ₂ [•]	146.0±8.4	SiCl	198.3±6.7
NO ₂	33.10±0.8	nC ₄ H ₉ N ₂ [•]	140.6±8.4	SiCl ₂	-169±3
N ₂ O	82.05±0.4	tC ₄ H ₉ N ₂ [•]	97.5±4.2	*SiCl ₃	322±8
NH	357±1	(NO ₂)HN [•]	162.3	SiBr	235±46
*NH ₂	186.2±1.0	(CH ₃)(NO ₂)N [•]	139.0	SiBr ₂	46±8
*NNH	249.5	(NO ₂) ₂ N [•]	200.0	*SiBr ₃	-201.7±63
*NCO	131.8	CH ₃ N [•] CH ₂ N(NO ₂)CH ₃	185.4	SiI	313.8±42
*N ₃	414.2±20.9	<i>(4) Sulfur-Centered Species</i>			
*N ₂ H ₃	243.5	HOS [•]	-6.7±2.1	SiI ₂	92.5±8.4
(Z)-N ₂ H ₂	213.0±10.9	HC(O)S [•]	56.5	*SiI ₃	35.3±63
NF	209.2	HS [•] O ₂	-221.8	SiH	376.6±8.4
*NF ₂	42.3±8	HOS [•] O ₂	-384.9	SiH ₂ (¹ A ₁)	273±2
*NHF	112±15	NCS [•]	300±8	SiH ₂ (³ B ₁)	360.7
NBr	301±21	HS [•]	143.0±0.8	*SiH ₃	200.4±2.5
HNO	107.1±2.5	CH ₃ S [•]	124.7±1.7	MeSi [•] H ₂	141±6
FNO	-65.7±1.7	C ₂ H ₅ S [•]	101	Me ₂ Si [•] H	78±6
CINO	51.71±0.42	nC ₃ H ₇ S [•]	80	Me ₃ Si [•]	15±7
BrNO	82.13±0.8	iC ₃ H ₇ S [•]	74.9±8.4	*Si ₂ H ₃	~402
INO	112.1±20.9	tC ₄ H ₉ S [•]	43.9±8.4	H ₃ SiSi [•] H ₂	234±6
NCO	120.9	C ₆ H ₅ S [•]	242.7±4.6	C ₆ H ₅ Si [•] H ₂	274
NCN	464.8±2.9	C ₆ Cl ₅ S [•]	~184	H ₃ SiSi [•] H	312±8
NSi	372±63	C ₆ H ₅ CH ₂ S [•]	246	MeSi [•]	302.2
NH ₂ C(O)N [•] H	0.8±12.6	CH ₃ S [•] O	-67±10	MeSi [•] H	202±6
CH ₃ C(O)N [•] H	-6.7±12.6	CH ₃ S [•] O ₂	-239.3	Me ₂ Si ^{••}	135±8
NH ₂ C(S)N [•] H	194±12.6	HSS [•]	115.5±14.6	SiN	313.8±42
CH ₃ C(S)N [•] H	173±12.6	CH ₃ SS [•]	68.6±8.4	*GeH ₃	221.8±8.4
PhC(S)N [•] H	307±12.6	C ₂ H ₅ SS [•]	43.5±8.4	GeF	-71±10
HCON [•] H	49.8±12.6	iC ₃ H ₇ SS [•]	13.8±8.4	GeF ₂	-574±20
NH ₂ C(NH)N [•] H	250.6±12.6	tC ₄ H ₉ SS [•]	-19.2±8.4	*GeF ₃	-807±50
*NHCN	319.2±2.9	HOC(S)S [•]	110.5±4.6	GeCl	69±18
CH ₂ N [•] H	104.6±12.6	HC(O)S [•]	56.5	GeCl ₂	-171±5
CH ₃ N [•] H	184.1±8.4	SF	13.0±6.3	*GeCl ₃	-268±50
tBuN [•] H	95.4±12.6	SF ₂	-296.7±16.7	GeBr	137±5
C ₆ H ₅ CH ₂ N [•] H	288.3±12.6	SF ₃	-503.0±33.5	GeBr ₂	-61±5
C ₆ H ₅ N [•] H	244.3±4.2	SF ₄	-763.2±20.9	*GeBr ₃	-119±50
(CH ₃) ₂ N [•]	158.2±4.2	SF ₅	-879.9±15.1	GeI	211±25
(C ₆ H ₅)(CH ₃)N [•]	241.0±6.3	ClS [•]	156.5±16.7	GeI ₂	50.2±4
(C ₆ H ₅) ₂ N [•]	366.0±6.3	SN	263.6±105	*GeI ₃	42±50
1-pyrrolyl	269.2±12.6	SnCl	156.5±16.7	SnF	-95±7.2
carbazol-9-yl	383.3±8.4	<i>(5) Si-, Ge-, Sn-, Pb-Centered Species</i>			
CH ₃ N ₂ [•]	215.5±7.5	SiF	-20.1±12.6	SnF ₂	-511±9.2
C ₂ H ₅ N ₂ [•]	187.4±10.5	SiF ₂	-638±6	*SnF ₃	-647±50
		*SiF ₃	-987±20	SnCl	35±12
				SnCl ₂	-202.6±7.1
				*SnCl ₃	-292±50
				SnBr	76±12

Radical	$\Delta_f H^\circ_{298}/$ kJ mol ⁻¹	Radical	$\Delta_f H^\circ_{298}/$ kJ mol ⁻¹	Radical	$\Delta_f H^\circ_{298}/$ kJ mol ⁻¹
SnBr ₂	-119±2.8	PbH	236.2±19.2	PbBr	70.9±42
*SnBr ₃	-159±50	PbF	-80.3±10.5	PbBr ₂	-104.4±6.3
SnI	173±12	PbF ₂	-435.1±8.4	*PbBr ₃	-104±80
SnI ₂	-8.1±4.2	*PbF ₃	-490±60	PbI	107.4±37.7
*SnI ₃	-8±50	PbCl	15.1±50	PbI ₂	-3.2±4.2
*Sn(CH ₃) ₃	132.2	PbCl ₂	-174.1±1.3	*PbI ₃	22±80
*Sn(C ₆ H ₅) ₃	518.8±21	*PbCl ₃	-178±80		

TABLE 5. Bond Dissociation Energies of Some Organic Molecules

$D^\circ_{298}(\text{R-X})/\text{kJ mol}^{-1}$ of some organic compounds are listed below. All data are from Tables 1 and 3.

	X = H	F	Cl	Br	I	OH	OCH ₃	NH ₂	NO	CH ₃	COCH ₃	CF ₃	CCl ₃
R = H	435.7799	569.658	431.361	366.16	298.26	497.10	440.2	450.08	199.5	439.3	374.0	445.2	392.5
CH ₃	439.3	460.2	350.2	294.1	238.9	384.93	351.9	356.1	172.0	377.4	351.9	429.3	362.3
C ₂ H ₅	420.5	447.4	352.3	292.9	233.5	391.2	355.2	352.3	171.5	370.3	347.3	–	–
i-C ₃ H ₇	410.5	483.8	354.0	299.2	234.7	397.9	360.7	357.7	152.7	369.0	340.2	–	–
t-C ₄ H ₉	400.4	495.8	351.9	292.9	227.2	398.3	353.1	355.6	167	363.6	329.3	–	–
C ₆ H ₅	472.2	525.5	399.6	336.4	272.0	463.6	418.8	429.3	226.8	426.8	406.7	463.2	388.7
C ₆ H ₅ CH ₂	375.5	412.8	299.9	239.3	187.8	334.1	–	306.7	123	325.1	299.7	365.7	–
CCl ₃	392.5	439.3	296.6	231.4	168	–	–	–	125	362.3	–	332.2	285.8
CF ₃	445.2	546.8	365.3	296.2	227.2	≤482.0	–	–	167	429.3	–	413.0	332.2
C ₂ F ₅	429.7	532.2	346.0	283.3	219.2	–	–	–	–	–	–	424.3	–
CH ₃ CO	374.0	511.7	354.0	292.0	223.0	459.4	424.3	414.6	–	351.9	307.1	–	–
CN	528.5	482.8	422.6	364.8	320.1	–	–	–	204.4	521.7	–	469.0	–
C ₆ F ₅	487.4	485	383.3	~328	<301.7	446.9	–	–	211.3	439.3	–	435.1	–

TABLE 6. Bond Dissociation Energies in Diatomic Cations

From thermochemistry, we have

$$D^\circ_{298}(\text{A}^+-\text{B}) \equiv \Delta_f H^\circ(\text{A}^+) + \Delta_f H^\circ(\text{B}) - \Delta_f H^\circ(\text{AB}^+) = D^\circ_{298}(\text{A}-\text{B}) + IP(\text{A}) - IP(\text{AB})$$

Thus, $D^\circ_{298}(\text{A}^+-\text{B})$ may be derived using the Table 1 and the ionization potentials of species A and AB. The following table has been arranged in an alphabetical order of the atoms. The **boldface** in the species indicates the dissociated fragment. The details are described in the *Comprehensive Handbook of Chemical Bond Energies*, by Yu-Ran Luo, Taylor & Francis, 2006.

A ⁺ -B	D°_{298} kJ/ mol ⁻¹	A ⁺ -B	D°_{298} kJ/ mol ⁻¹	A ⁺ -B	D°_{298} kJ/ mol ⁻¹	A ⁺ -B	D°_{298} kJ/ mol ⁻¹
Ag ⁺ -Ag	167.9±8.7	Ar ⁺ -Ne	7.5±0.8	B ⁺ -B	187	Ba ⁺ -O	441.4±15
Ag ⁺ -Cl	32±30	As ⁺ -As	364±22	B ⁺ -Br	164±21	Be ⁺ -Ar	49.0±2.4
Ag ⁺ -F	24±27	As ⁺ -H	290.8±3.0	B ⁺ -C	284±58	Be ⁺ -Au	410±29
Ag ⁺ -H	43.5±5.9	As ⁺ -O	495	B ⁺ -Cl	308±21	Be ⁺ -Be	187.0
Ag ⁺ -O	123±5	As ⁺ -P	367±59	B ⁺ -F	460±10	Be ⁺ -Cl	417±50
Ag ⁺ -S	123±13	As ⁺ -S	433.2±12.5	B ⁺ -H	198±5	Be ⁺ -F	575±98
Al ⁺ -Al	121	Au ⁺ -Al	170±30	B ⁺ -O	326±48	Be ⁺ -H	307.3±5.0
Al ⁺ -Ar	15.47	Au ⁺ -Au	234.5	B ⁺ -Pt	314±98	Be ⁺ -O	362.0±6.2
Al ⁺ -Ca	148.5	Au ⁺ -B	329±50	B ⁺ -Se	298±98	Bi ⁺ -Bi	199±10
Al ⁺ -Cl	173±42	Au ⁺ -Be	401±29	B ⁺ -Si	365±15	Bi ⁺ -O	174
Al ⁺ -F	314±21	Au ⁺ -F	79	Ba ⁺ -Ar	11.85	Bi ⁺ -S	179±50
Al ⁺ -Kr	5.54	Au ⁺ -Ge	292±24	Ba ⁺ -Br	418±10	Bi ⁺ -Se	184±29
Al ⁺ -O	166.7±12.0	Au ⁺ -H	143.5	Ba ⁺ -Cl	468.2±10	Bi ⁺ -Te	125±50
Al ⁺ -Se	114±49	Au ⁺ -I	230~280	Ba ⁺ -D	245.2±9.6	Bi ⁺ -Tl	100±42
Ar ⁺ -Ar	130.323±0.087	Au ⁺ -Xe	130±13	Ba ⁺ -F	640±29	Bk ⁺ -O	610
Ar ⁺ -He	2.9±0.8	B ⁺ -Ar	32.7	Ba ⁺ -I	335±10	Br ⁺ -Br	318.858±0.024

$A^+ - B$	D_{298}° kJ/ mol ⁻¹	$A^+ - B$	D_{298}° kJ/ mol ⁻¹	$A^+ - B$	D_{298}° kJ/ mol ⁻¹	$A^+ - B$	D_{298}° kJ/ mol ⁻¹
$Br^+ - C$	451.5±8.6	$Co^+ - Ar$	52.89±0.06	$D^+ - D$	263.4405±0.0003	$Ga^+ - Cl$	86±21
$Br^+ - Cl$	303.000±0.048	$Co^+ - Br$	>289	$Dy^+ - Br$	324.2	$Ga^+ - F$	136±15
$Br^+ - F$	251.5±12.6	$Co^+ - C$	351±29	$Dy^+ - Cl$	407.9	$Ga^+ - Ga$	126.3
$Br^+ - H$	379.26±2.89	$Co^+ - Cl$	285±12	$Dy^+ - Cu$	196±42	$Ga^+ - I$	41.6±15
$Br^+ - O$	365.7±3.1	$Co^+ - Co$	269	$Dy^+ - F$	535±24	$Ga^+ - O$	46±50
$C^+ - Ar$	72.3	$Co^+ - D$	199.6±5.8	$Dy^+ - I$	279.9	$Ga^+ - Sb$	38±96
$C^+ - Br$	398±8.6	$Co^+ - H$	195±6	$Dy^+ - O$	597±15	$Ga^+ - Te$	19±29
$C^+ - C$	601.9±19.3	$Co^+ - He$	16.4±0.4	$Er^+ - Br$	315.8	$Gd^+ - Cd$	122.5±10
$C^+ - Cl$	614	$Co^+ - I$	211.7±8.4	$Er^+ - Cl$	406.7	$Gd^+ - H$	179.5
$C^+ - F$	721±40	$Co^+ - Kr$	68.37±0.18	$Er^+ - F$	546±34	$Ge^+ - Br$	398±42
$C^+ - H$	397.848±0.013	$Co^+ - Ne$	12.8±0.4	$Er^+ - I$	271.6	$Ge^+ - C$	223±31
$C^+ - N$	524.5±4.2	$Co^+ - O$	317.3±4.8	$Er^+ - O$	583±15	$Ge^+ - Cl$	473±50
$C^+ - O$	810.7±0.8	$Co^+ - S$	288.3±8.7	$Es^+ - O$	470±60	$Ge^+ - F$	565±21
$C^+ - P$	587±50	$Co^+ - Si$	317.1±6.7	$Eu^+ - Ag$	85±50	$Ge^+ - Ge$	274±10
$C^+ - S$	706.6±2.1	$Co^+ - Xe$	85.7±6.8	$Eu^+ - Au$	252±97	$Ge^+ - H$	377±84
$C^+ - Se$	587±50	$Cr^+ - Ar$	31.7±3.9	$Eu^+ - Br$	333.8	$Ge^+ - O$	344±21
$Ca^+ - Al$	144.7	$Cr^+ - C$	277±24	$Eu^+ - Cl$	430.7	$Ge^+ - S$	283±21
$Ca^+ - Ar$	12.99±0.60	$Cr^+ - Cl$	>211	$Eu^+ - F$	543±29	$Ge^+ - Se$	234±10
$Ca^+ - Au$	306±29	$Cr^+ - Cr$	129	$Eu^+ - I$	290.7	$Ge^+ - Si$	268±21
$Ca^+ - Br$	417.6±10	$Cr^+ - D$	135±9	$Eu^+ - O$	393±15	$Ge^+ - Te$	233±19
$Ca^+ - Ca$	104.1	$Cr^+ - F$	279±42	$Eu^+ - S$	257±32	$H^+ - D$	261.1021±0.0002
$Ca^+ - Cl$	433.4±12	$Cr^+ - H$	136±9	$F^+ - Ar$	161.1	$H^+ - H$	259.4659±0.0002
$Ca^+ - F$	556.5±8.4	$Cr^+ - He$	7.8±0.4	$F^+ - F$	325.393±0.096	$He^+ - H$	123.9
$Ca^+ - H$	284.2±10	$Cr^+ - Ne$	9.5±0.4	$F^+ - He$	181.62±0.08	$He^+ - He$	229.687±0.019
$Ca^+ - I$	293.7±10.8	$Cr^+ - O$	276	$F^+ - Kr$	152.4	$Hf^+ - O$	724±21
$Ca^+ - Kr$	18.60±0.72	$Cr^+ - S$	258.6±16.4	$F^+ - Xe$	188	$Hg^+ - Ar$	22.2±1.2
$Ca^+ - Ne$	4.95±0.06	$Cr^+ - Si$	203±15	$Fe^+ - Ar$	14.2±7.7	$Hg^+ - H$	207
$Ca^+ - O$	348±5	$Cr^+ - Xe$	71.9±10.0	$Fe^+ - Br$	>293	$Hg^+ - Hg$	134
$Ca^+ - Xe$	25.38±0.96	$Cs^+ - Ar$	8.2	$Fe^+ - C$	356.1±17.2	$Hg^+ - Kr$	37.9±1.3
$Cd^+ - Cd$	122.5±10	$Cs^+ - Br$	60.5±10	$Fe^+ - Cl$	>343	$Hg^+ - Xe$	72.2±1.3
$Cd^+ - H$	179.5	$Cs^+ - Cl$	107.4±10	$Fe^+ - Co$	259±21	$Ho^+ - Ag$	155±61
$Ce^+ - Au$	278±34	$Cs^+ - Cs$	62.6±9.6	$Fe^+ - Cr$	209±29	$Ho^+ - Au$	250±60
$Ce^+ - Br$	341.0	$Cs^+ - F$	43.7±10	$Fe^+ - Cu$	222±29	$Ho^+ - Br$	320.6
$Ce^+ - C$	254±96	$Cs^+ - He$	5.1	$Fe^+ - D$	227	$Ho^+ - Cl$	410.3
$Ce^+ - Ce$	207±42	$Cs^+ - I$	29.3±10	$Fe^+ - F$	360 - 423	$Ho^+ - Cu$	214±35
$Ce^+ - Cl$	429.5	$Cs^+ - Kr$	15.1	$Fe^+ - Fe$	272	$Ho^+ - F$	542±50
$Ce^+ - F$	586±63	$Cs^+ - Na$	48.1±4.2	$Fe^+ - H$	211.2±9.6	$Ho^+ - Ho$	88±96
$Ce^+ - I$	295.5	$Cs^+ - Ne$	6.11	$Fe^+ - I$	>239	$Ho^+ - I$	270.4
$Ce^+ - Ir$	530±96	$Cs^+ - O$	59	$Fe^+ - Kr$	33.5±6.7	$Ho^+ - O$	551±25
$Ce^+ - N$	494±63	$Cs^+ - Rb$	68.3±10	$Fe^+ - N$	485	$I^+ - Br$	184.90±0.02
$Ce^+ - O$	852±15	$Cs^+ - Xe$	14.7	$Fe^+ - Nb$	285±21	$I^+ - Cl$	247.5±0.4
$Ce^+ - Pd$	255±53	$Cu^+ - Ar$	51.9±6.8	$Fe^+ - Ni$	268±21	$I^+ - F$	262.9±2.1
$Ce^+ - Pt$	467±96	$Cu^+ - Cl$	91±10	$Fe^+ - O$	343.3±1.9	$I^+ - H$	304.70±0.10
$Ce^+ - Rh$	423±96	$Cu^+ - Cu$	155.2±7.7	$Fe^+ - S$	295.2±5.8	$I^+ - I$	262.90±0.04
$Ce^+ - S$	524±59	$Cu^+ - F$	117±21	$Fe^+ - Sc$	200±21	$I^+ - O$	316.3±10.5
$Cl^+ - Ar$	169	$Cu^+ - Ge$	231±23	$Fe^+ - Si$	277±9	$In^+ - Br$	65.2±12.6
$Cl^+ - Cl$	386.02±0.30	$Cu^+ - H$	93±13	$Fe^+ - Ta$	301±21	$In^+ - Cl$	193±21
$Cl^+ - D$	457.284±0.017	$Cu^+ - Kr$	24.3±0.8	$Fe^+ - Ti$	251±25	$In^+ - F$	148±50
$Cl^+ - F$	291±10	$Cu^+ - O$	133.9±11.6	$Fe^+ - V$	314±21	$In^+ - I$	51.5±21
$Cl^+ - H$	452.714±0.018	$Cu^+ - S$	203.3±14.5	$Fe^+ - Xe$	46.0±5.8	$In^+ - In$	81±30
$Cl^+ - N$	650±10	$Cu^+ - Si$	260±8	$Ga^+ - Bi$	62±98	$In^+ - S$	171±50
$Cl^+ - O$	468.0±2.1	$Cu^+ - Xe$	102.1±5.8	$Ga^+ - Br$	56.5±16	$In^+ - Sb$	73±50

$A^+ - B$	D_{298}° kJ/ mol ⁻¹	$A^+ - B$	D_{298}° kJ/ mol ⁻¹	$A^+ - B$	D_{298}° kJ/ mol ⁻¹	$A^+ - B$	D_{298}° kJ/ mol ⁻¹
$Al^+ - B$		$Lu^+ - F$	376.8	$Nb^+ - Nb$	576.8±9.6	$Pb^+ - Se$	169.4±6.3
$Al^+ - Se$	118±50	$Lu^+ - H$	204±15	$Nb^+ - O$	688±11	$Pb^+ - Te$	163±63
$Al^+ - Te$	41±50	$Lu^+ - I$	40.7	$Nb^+ - S$	532±10	$Pd^+ - C$	528±5
$Ir^+ - C$	544±96	$Lu^+ - O$	524±15	$Nb^+ - V$	404.7±0.2	$Pd^+ - H$	208.4±8.7
$Ir^+ - D$	302.8±5.8	$Lu^+ - Si$	107±13	$Nb^+ - Xe$	73.28±0.12	$Pd^+ - O$	145±11
$Ir^+ - H$	305.7±5.8	$Mg^+ - Ar$	19.20	$Nd^+ - Au$	267±84	$Pd^+ - Pd$	197±29
$Ir^+ - O$	247	$Mg^+ - Au$	267±29	$Nd^+ - Br$	352.9	$Pd^+ - S$	197±6
$K^+ - Ar$	14±7	$Mg^+ - Cl$	327±6.5	$Nd^+ - Cl$	441.4	$Pd^+ - Si$	289±50
$K^+ - Br$	35.7±10.5	$Mg^+ - Cl$	327±6.5	$Nd^+ - F$	309.6	$Pr^+ - Au$	317±81
$K^+ - Cl$	51±19	$Mg^+ - D$	203.6±0.8	$Nd^+ - I$	596±32	$Pr^+ - Br$	357.7
$K^+ - He$	6.00	$Mg^+ - F$	477±50	$Nd^+ - O$	753±15	$Pr^+ - Cl$	445.0
$K^+ - I$	18±45	$Mg^+ - H$	190.8±5.8	$Ne^+ - H$	1239	$Pr^+ - F$	557±63
$K^+ - K$	83.86±0.15	$Mg^+ - Kr$	25.39	$Ne^+ - He$	13.0±0.8	$Pr^+ - I$	317.0
$K^+ - Kr$	15.8	$Mg^+ - Mg$	125	$Ne^+ - Ne$	125.29±1.93	$Pr^+ - O$	796±15
$K^+ - Li$	59.9±5.9	$Mg^+ - Ne$	4.9±0.6	$Ni^+ - Ar$	53.9	$Pt^+ - Ar$	36.4±8.7
$K^+ - Na$	58.69±0.08	$Mg^+ - O$	245.2±10	$Ni^+ - Br$	>289	$Pt^+ - B$	398±105
$K^+ - Ne$	7.79	$Mg^+ - Xe$	53.74	$Ni^+ - C$	418	$Pt^+ - C$	530.5±4.8
$K^+ - O$	13	$Mn^+ - Cl$	>211	$Ni^+ - Cl$	192±4	$Pt^+ - Cl$	249.8±14.5
$K^+ - Xe$	19.5	$Mn^+ - F$	321±24	$Ni^+ - D$	166.0±7.7	$Pt^+ - H$	275±5
$Kr^+ - Ar$	55.31±0.14	$Mn^+ - H$	202.5±5.9	$Ni^+ - F$	≥456	$Pt^+ - N$	326.9±9.6
$Kr^+ - H$	464	$Mn^+ - I$	>211	$Ni^+ - H$	158.1±7.7	$Pt^+ - O$	318.4±6.7
$Kr^+ - He$	2.1±0.8	$Mn^+ - Mn$	129	$Ni^+ - He$	12.4±0.4	$Pt^+ - Pt$	318±23
$Kr^+ - Kr$	110.967±0.033	$Mn^+ - O$	285±13	$Ni^+ - I$	>297	$Pt^+ - Si$	515±50
$Kr^+ - N$	133±13	$Mn^+ - S$	247±23	$Ni^+ - Ne$	9.9±0.4	$Pt^+ - Xe$	86.6±28.9
$Kr^+ - Ne$	3.8±0.8	$Mn^+ - Se$	165±50	$Ni^+ - Ni$	208	$Pu^+ - F$	562±50
$La^+ - Au$	436±97	$Mo^+ - C$	488.2±19	$Ni^+ - O$	275.9±7.7	$Pu^+ - O$	655
$La^+ - Br$	425.9	$Mo^+ - F$	376±29	$Ni^+ - S$	241.0±3.9	$Rb^+ - Ar$	12.0
$La^+ - C$	427±33	$Mo^+ - H$	170±6	$Ni^+ - Si$	326±6.7	$Rb^+ - Br$	17.6±5.1
$La^+ - Cl$	503.6	$Mo^+ - Mo$	449.4±1.0	$Np^+ - F$	730±100	$Rb^+ - Cl$	10.5±10.5
$La^+ - F$	589±34	$Mo^+ - O$	488.2±1.9	$Np^+ - O$	≥752	$Rb^+ - I$	27±42
$La^+ - H$	243±9	$Mo^+ - S$	355.1±5.8	$O^+ - Ar$	33.8	$Rb^+ - Kr$	14.9
$La^+ - I$	392.4	$Mo^+ - Xe$	>53.1±6.8	$O^+ - F$	301.8±8.4	$Rb^+ - Na$	50.1±3.9
$La^+ - Ir$	356±97	$N^+ - Ar$	208.4±9.6	$O^+ - H$	487.9±0.34	$Rb^+ - Ne$	6.95
$La^+ - O$	875±25	$N^+ - F$	584±42	$O^+ - N$	1050.64±0.13	$Rb^+ - O$	29
$La^+ - Pt$	522±78	$N^+ - H$	≥435.67±0.77	$O^+ - O$	647.75±0.17	$Rb^+ - Rb$	75.6±9.6
$La^+ - Rh$	345±97	$N^+ - N$	843.85±0.10	$Os^+ - H$	238.9	$Rb^+ - Xe$	21.5
$La^+ - S$	629±96	$N^+ - O$	115	$Os^+ - O$	418±50	$Re^+ - C$	497.7±3.9
$La^+ - Si$	277.0±9.6	$Na^+ - Ar$	19±8	$P^+ - C$	512±42	$Re^+ - H$	224.7±6.7
$Li^+ - Ar$	33±14	$Na^+ - Br$	58.2±10.6	$P^+ - Cl$	289	$Re^+ - O$	435±59
$Li^+ - Bi$	91±50	$Na^+ - Cl$	20.3±10	$P^+ - F$	490.6±8.4	$Rh^+ - C$	414±17
$Li^+ - Br$	41.8±10.6	$Na^+ - He$	7.55	$P^+ - H$	329.6±2.1	$Rh^+ - H$	164.8±3.8
$Li^+ - Cl$	66±15	$Na^+ - I$	64.9±3.0	$P^+ - N$	483±21	$Rh^+ - O$	295.0±5.8
$Li^+ - F$	7±21	$Na^+ - Kr$	~24.9	$P^+ - O$	791.3±8.4	$Rh^+ - S$	226±13
$Li^+ - He$	10.66	$Na^+ - Li$	95.8±3.9	$P^+ - P$	481±50	$Ru^+ - C$	453.5±10.6
$Li^+ - I$	51.1±6.3	$Na^+ - Na$	98.64±0.29	$P^+ - S$	606±34	$Ru^+ - H$	160.2±5.0
$Li^+ - Kr$	48.1	$Na^+ - Na$	6.4	$Pa^+ - O$	~800	$Ru^+ - O$	372±5
$Li^+ - Li$	137.3±6.3	$Na^+ - Ne$	~9.04	$Pb^+ - Br$	260±63	$Ru^+ - S$	288±6
$Li^+ - Ne$	15.32	$Na^+ - O$	37±19	$Pb^+ - Cl$	285±63	$S^+ - C$	620.8±1.3
$Li^+ - O$	38.9±9.6	$Na^+ - O$	37±19	$Pb^+ - F$	347±32	$S^+ - F$	343.5±4.8
$Li^+ - Sb$	129.6±13.9	$Na^+ - Xe$	~28.6	$Pb^+ - O$	247±8.4	$S^+ - H$	348.2±1.7
$Li^+ - Xe$	56.4	$Nb^+ - Ar$	40.87±0.13	$Pb^+ - Pb$	214±29	$S^+ - N$	516±34
$Lu^+ - Br$	86.1	$Nb^+ - C$	509±15	$Pb^+ - S$	293±50	$S^+ - O$	524.3±0.4
$Lu^+ - Cl$	180.6	$Nb^+ - Fe$	>251				
		$Nb^+ - H$	220±7				

$A^+ - B$	D_{298}° kJ/ mol ⁻¹	$A^+ - B$	D_{298}° kJ/ mol ⁻¹	$A^+ - B$	D_{298}° kJ/ mol ⁻¹	$A^+ - B$	D_{298}° kJ/ mol ⁻¹
$A^+ - B$		$A^+ - B$		$A^+ - B$		$A^+ - B$	
$S^+ - P$	573±21	$Sn^+ - O$	281±10	$Ti^+ - Pt$	82±96	$W^+ - F$	444±96
$S^+ - S$	522.4±0.5	$Sn^+ - S$	240±19	$Ti^+ - S$	461.1±6.8	$W^+ - H$	222.5±5
$Sc^+ - C$	326±6	$Sn^+ - Se$	174±6.3	$Ti^+ - Si$	249±16	$W^+ - O$	695±42
$Sc^+ - Cl$	410±42	$Sn^+ - Sn$	193	$Ti^+ - Ti$	229	$Xe^+ - Ar$	13.4
$Sc^+ - F$	605±32	$Sn^+ - Te$	168.7±8.4	$Tl^+ - Br$	52±50	$Xe^+ - H$	355
$Sc^+ - Fe$	201±21	$Sr^+ - Ar$	13.32±2.92	$Tl^+ - Cl$	26±4	$Xe^+ - Kr$	41.65±0.08
$Sc^+ - H$	235±8	$Sr^+ - Br$	378.1±8.4	$Tl^+ - F$	13±21	$Xe^+ - N$	62.7±9.6
$Sc^+ - O$	689±5	$Sr^+ - Cl$	427±8.4	$Tl^+ - I$	133±21	$Xe^+ - Ne$	2.1±0.8
$Sc^+ - S$	479.5±4.8	$Sr^+ - F$	615±50	$Tl^+ - Tl$	22±50	$Xe^+ - Xe$	99.6
$Sc^+ - Se$	475.8±8.4	$Sr^+ - H$	209±5	$Tm^+ - Br$	312.2	$Y^+ - C$	281±12
$Sc^+ - Si$	242.3±10.5	$Sr^+ - I$	308.2	$Tm^+ - Cl$	407.9	$Y^+ - F$	677±21
$Se^+ - F$	364±42	$Sr^+ - Kr$	18.13±6.94	$Tm^+ - F$	537±16	$Y^+ - H$	260.5±5.8
$Se^+ - H$	304	$Sr^+ - Ne$	4.52±9.6	$Tm^+ - I$	266.8	$Y^+ - O$	718±25
$Se^+ - P$	514±25	$Sr^+ - O$	298.7	$Tm^+ - O$	482±15	$Y^+ - Pt$	466±192
$Se^+ - S$	392±19	$Sr^+ - Sr$	105.2±1.6	$U^+ - Br$	345±29	$Y^+ - S$	533.9±8
$Se^+ - Se$	413±19	$Ta^+ - H$	230±6	$U^+ - C$	300±96	$Y^+ - Si$	243±13
$Si^+ - Au$	175±50	$Ta^+ - O$	787±63	$U^+ - Cl$	431±34	$Y^+ - Te$	360±96
$Si^+ - B$	351±15	$Ta^+ - Ta$	666	$U^+ - D$	283.4±9.6	$Y^+ - Y$	281±21
$Si^+ - Br$	276±96	$Tb^+ - Cu$	245±34	$U^+ - F$	668±29	$Yb^+ - Br$	307.4
$Si^+ - C$	365±50	$Tb^+ - O$	722±15	$U^+ - H$	284±8	$Yb^+ - Cl$	399.6
$Si^+ - Cl$	591.0±0.6	$Tc^+ - H$	197.5	$U^+ - N$	~485	$Yb^+ - F$	557.5±14.4
$Si^+ - F$	684.1±5.4	$Tc^+ - O$	>167	$U^+ - O$	757±42	$Yb^+ - I$	262.0
$Si^+ - H$	316.6±2.1	$Te^+ - H$	305±12	$U^+ - P$	186	$Yb^+ - O$	376±15
$Si^+ - O$	478±13.4	$Te^+ - O$	339±50	$U^+ - S$	518±29	$Yb^+ - Yb$	238±96
$Si^+ - P$	272±50	$Te^+ - P$	415±97	$V^+ - Ar$	39.39±0.12	$Zn^+ - Ar$	28.7±1.2
$Si^+ - Pd$	237±50	$Te^+ - Se$	342±19	$V^+ - C$	373±13.5	$Zn^+ - H$	216±15
$Si^+ - Pt$	525±50	$Te^+ - Te$	278±29	$V^+ - D$	202±6	$Zn^+ - O$	161.1±4.8
$Si^+ - S$	387.5±6.0	$Th^+ - Cl$	499±29	$V^+ - Fe$	314±21	$Zn^+ - S$	198±12
$Si^+ - Si$	334±19	$Th^+ - F$	682±29	$V^+ - H$	202±6	$Zn^+ - Si$	274.1±9.6
$Si^+ - Te$	347±50	$Th^+ - O$	875±16	$V^+ - Kr$	49.46±0.18	$Zn^+ - Zn$	60±19
$Sm^+ - Br$	343.3	$Th^+ - Pt$	388±193	$V^+ - N$	448.6±5.8	$Zr^+ - Ar$	36.09±0.24
$Sm^+ - Cl$	435.4	$Th^+ - Rh$	504±67	$V^+ - Nb$	403.5±0.2	$Zr^+ - C$	445.8±15.4
$Sm^+ - F$	620.9	$Ti^+ - C$	395±23	$V^+ - O$	581.6±9.6	$Zr^+ - H$	218.8±9.6
$Sm^+ - I$	299.1	$Ti^+ - Cl$	426.8	$V^+ - S$	358.9±8.7	$Zr^+ - N$	443±46
$Sm^+ - O$	569±15	$Ti^+ - F$	≥456	$V^+ - Si$	229±15	$Zr^+ - O$	753±11
$Sn^+ - Br$	335±50	$Ti^+ - H$	226.6±10.6	$V^+ - V$	302	$Zr^+ - S$	533±21
$Sn^+ - Cu$	184±96	$Ti^+ - N$	501±13	$V^+ - Xe$	66.4±0.6	$Zr^+ - Zr$	407.0±9.6
$Sn^+ - F$	364±29	$Ti^+ - O$	667±7	$W^+ - C$	483±21		

TABLE 7. Bond Dissociation Energies in Polyatomic Cations

This Table has been arranged on the basis of the Periodic Table with the IUPAC notation for Groups 1 to 18, see inside front cover of this *Handbook*. The **boldface** in the species indicates the dissociated fragment.

Reference

Luo, Y.-R. *Comprehensive Handbook of Chemical Bond Energies*, Taylor & Francis, 2006.

Bond	D_{298}° / kJ mol ⁻¹	Bond	D_{298}° / kJ mol ⁻¹	Bond	D_{298}° / kJ mol ⁻¹
(1) Group 1					
Li ⁺ -H ₂	27.2	K ⁺ (H ₂ O) ₆ -H ₂ O	41.8	(3) Group 3	
Li ⁺ -CO	57±13	K ⁺ -NH ₃	79±7	Sc ⁺ -H ₂	23.0±1.3
Li ⁺ -H ₂ O	139±8	K ⁺ -C ₆ H ₆	80.3	Sc ⁺ -CH ₂	412±22
Li ⁺ -NH ₃	156±8	K ⁺ -adenine	95.1±3.2	Sc ⁺ -CH ₃	233±10
Li ⁺ -CH ₄	130	K ⁺ -indole	104.6±12.6	Sc ⁺ -C ₂ H ₂	240±20
Li ⁺ -CH ₃ OH	156±8	K ⁺ -Phe (phenylalanine)	150.5±5.8	Sc ⁺ -C ₂ H ₄	≥131
Li ⁺ -CH ₃ OCH ₃	167±10	K ⁺ -Tyr (tyrosine)	165.0±5.8	Sc ⁺ -C ₆ H ₆	222±21
Li ⁺ -pyridine	183.0±14.5	Rb ⁺ -H ₂ O	66.9±12.6	Sc ⁺ -H ₂ O	131
Li ⁺ -Gly (glycine)	220±9	Rb ⁺ -NH ₃	78.2	Sc ⁺ -NH	483±10
Na ⁺ -H ₂	10.4±0.8	Rb ⁺ -CH ₃ CN	86.6±1.3	Sc ⁺ -NH ₂	347±5
Na ⁺ -N ₂	33.5	Rb ⁺ -C ₆ H ₅ OH	70.2±3.7	Sc ⁺ -pyridine	231.5±10.3
Na ⁺ -CO	31±8	Cs ⁺ -H ₂ O	57.3	Y ⁺ -CH ₂	398±13
Na ⁺ -CO ₂	66.5	Cs ⁺ -C ₆ H ₅ NH ₂	70.8±4.5	Y ⁺ -CH ₃	249±5.0
Na ⁺ -SO ₂	79.1	(2) Group 2		Y ⁺ -C ₂ H ₂	218±13
Na ⁺ -O ₃	52.3	CH ₃ Be ⁺ -CH ₃	192.9±13.4	Y ⁺ -C ₂ H ₄	>138
Na ⁺ -H ₂ O	91.2±6.3	tert-C(CH ₃) ₃ Be ⁺ -tert-C(CH ₃) ₃	121.8±13.4	Y ⁺ -CO	29.9±10.6
Na ⁺ (H ₂ O)-H ₂ O	82.0±5.8	Mg ⁺ -OH	314±33	Y ⁺ (O)-CO ₂	86±5
Na ⁺ (H ₂ O) ₂ -H ₂ O	66.1	Mg ⁺ -CO	43.1±5.8	La ⁺ -CH	523±33
Na ⁺ (H ₂ O) ₃ -H ₂ O	52.7±0.8	Mg ⁺ -CO ₂	58.4±5.8	La ⁺ -CH ₂	401±7
Na ⁺ (glycine)-H ₂ O	75.1±5.3	Mg ⁺ -H ₂ O	122.5±12.5	La ⁺ -CH ₃	217±15
Na ⁺ (glutamine)-H ₂ O	52±1	Mg ⁺ -NH ₃	158.9±11.6	La ⁺ -C ₂ H ₂	262±30
Na ⁺ -NH ₃	106.2±5.4	Mg ⁺ -CH ₄	29.8±6.8	La ⁺ -C ₂ H ₄	192.5
Na ⁺ -HNO ₃	86.2	Mg ⁺ -MeOH	147.6±6.8	Lu ⁺ -CH ₂	>230±6
Na ⁺ -CH ₄	30.1	Mg ⁺ -C ₆ H ₆	155.2	Lu ⁺ -CH ₃	176±20
Na ⁺ -CH ₃ OH	98.8±5.7	Mg ⁺ -pyridine	200.0±6.4	U ⁺ (F)-F	552±44
Na ⁺ -CH ₃ CN	125.5±9.6	Mg ⁺ -imidazole	243.9±10.4	U ⁺ (F) ₂ -F	523±38
Na ⁺ -C ₂ H ₄	44.6±4.4	Mg ²⁺ (H ₂ O) ₅ -H ₂ O	101.3	U ⁺ (F) ₃ -F	381±19
Na ⁺ -CH ₃ OCH ₃	101.4±5.7	Mg ²⁺ (Me ₂ CO) ₅ -Me ₂ CO	93.3	U ⁺ (F) ₄ -F	243±17
Na ⁺ -CH ₃ C(O)H	114.4±3.4	Ca ⁺ -OH	435.1±14.5	U ⁺ (F) ₅ -F	26±11
Na ⁺ -MeCOMe	131.3±4.1	Ca ⁺ -H ₂ O	117.2	(4) Group 4	
Na ⁺ -C ₆ H ₆	97.0±5.9	Ca ⁺ -C ₆ H ₆	134	Ti ⁺ -CH	478±5
Na ⁺ -pyrrole	103.7±4.8	Ca ⁺ -imidazole	186.3±3.9	Ti ⁺ -CH ₂	391±15
Na ⁺ -Gly (glycine)	166.7±5.1	Ca ²⁺ (H ₂ O) ₄ -H ₂ O	110.0±5.9	Ti ⁺ -CH ₃	213.8±3
Na ⁺ -Ala (alanine)	167±4	Ca ²⁺ (Me ₂ CO) ₅ -Me ₂ CO	101.3	Ti ⁺ -CH ₄	70.3±2.5
Na ⁺ -GlyGly (glycylglycine)	203±8	Sr ⁺ -CO	20.3	Ti ⁺ -C ₂ H ₂	213±13
K ⁺ -H ₂	6.1±0.8	Sr ⁺ -CO ₂	41.9	Ti ⁺ -C ₂ H ₄	146±11
K ⁺ -CO ₂	35.6	Sr ⁺ -H ₂ O	144.3	Ti ⁺ -C ₆ H ₆	259±9
K ⁺ -H ₂ O	74.9	Sr ⁺ -C ₆ H ₆	117	Ti ⁺ -CO	117.7±5.8
K ⁺ (H ₂ O) ₂ -H ₂ O	67.4	Sr ²⁺ (H ₂ O) ₅ -H ₂ O	87.4	Ti ⁺ -H ₂ O	157.7±5.9
K ⁺ (H ₂ O) ₃ -H ₂ O	55.2	Ba ⁺ -OH	530.7±19.3	Ti ⁺ -NH	466±12
K ⁺ (H ₂ O) ₄ -H ₂ O	11.8	Ba ²⁺ (H ₂ O) ₄ -H ₂ O	90.8	Ti ⁺ -NH ₂	356±13
K ⁺ (H ₂ O) ₅ -H ₂ O	44.8			Ti ⁺ -NH ₃	197±7
				Ti ⁺ -pyridine	217.2±9.3

Bond	D_{298}° / kJ mol ⁻¹	Bond	D_{298}° / kJ mol ⁻¹	Bond	D_{298}° / kJ mol ⁻¹
Ti ⁺ -imidazole	≤232.4±8.2	Cr ⁺ -C ₆ H ₆	170±10	Fe ⁺ (η ⁵ -C ₅ H ₅)-H	193±21
Zr ⁺ -CH	568±13	Cr ⁺ -indole	196.6±16.7	(CO) ₅ Fe ⁺ -H	299±15
Zr ⁺ -CH ₂	444.8±5	Cr ⁺ -CO	89.7±5.8	Fe ⁺ -H ₂	45.2±2.5
Zr ⁺ -CH ₃	227.7±9.6	Cr ⁺ -OH	298±14	Fe ⁺ -CH	423±29
Zr ⁺ -C ₂ H ₂	273±14	Cr ⁺ -H ₂ O	132.6±8.8	Fe ⁺ -CH ₂	≤342±2
Zr ⁺ -CO	77±10	Cr ⁺ -N ₂	59±4	Fe ⁺ -CH ₃	229±5
Zr ⁺ -CS	242±11	Cr ⁺ -NH ₃	183±10	Fe ⁺ -CH ₄	73.2
Hf ⁺ -CH ₂	427±38	(CO) ₆ Mo ⁺ -H	260±9	Fe ⁺ -C ₂ H ₂	159.0±2.1
Hf ⁺ -C ₂ H ₂	150.6	Mo ⁺ -CH	509±10	Fe ⁺ -C ₂ H ₃	238±10
(5) Group 5		Mo ⁺ -CH ₂	329±12	Fe ⁺ -C ₂ H ₄	145±11
(CO) ₆ V ⁺ -H	220±14	Mo ⁺ -CH ₃	157±12	Fe ⁺ -C ₂ H ₅	233±9
V ⁺ -H ₂	42.7±2.1	Mo ⁺ -CO	193.9±9.6	Fe ⁺ -C ₂ H ₆	64±6
V ⁺ -CH	470±5	Mo ⁺ -CO ₂	49.2±7	Fe ⁺ -OH	366±12
V ⁺ -CH ₂	326±6	Mo ⁺ -CS	162±18	Fe ⁺ -CO	129.3±3.9
V ⁺ -CH ₃	193±7	Mo ⁺ -CS ₂	67.5±12.5	Fe ⁺ D-CO	53±13
V ⁺ -C ₂ H ₂	172±8	Mo ⁺ -NH	<385	Fe ⁺ -CO ₂	74.3±7.7
V ⁺ -C ₂ H ₄	124±8	Mo ⁺ -pyrrole	>289	Fe ⁺ -H ₂ O	128.9±0.8
V ⁺ -(η ⁵ -C ₅ H ₅)	530.7	(CO) ₆ W ⁺ -H	257±9	Fe ⁺ -N ₂	53±4
V ⁺ -C ₆ H ₆	234±10	W ⁺ -CH	580±27	Fe ⁺ -NH ₃	184±12
V ⁺ -CO	114.8±2.9	W ⁺ -CH ₂	456.4±5.8	Fe ⁺ -CS ₂	166.1±4.6
V ⁺ -CO ₂	72.4±3.8	W ⁺ -CH ₃	~222.9±9.6	Fe ⁺ -imidazole	246.1±13.8
V ⁺ -H ₂ O	149.8±5.0	(PMe ₃) ₃ (CO) ₃ W ⁺ -H	259.4	Fe ⁺ -SiH	254±13
V ⁺ -NH	423±29	W ⁺ -pyrrole	>209	Fe ⁺ -SiH ₂	181±9
V ⁺ -NH ₂	293±6	(7) Group 7		Fe ⁺ -SiH ₃	183±9
V ⁺ -NH ₃	192±11	(CO) ₅ Mn ⁺ -H	172±10	Ru ⁺ (η ⁵ -C ₅ H ₅) ₂ -H	292±16
V ⁺ -pyridine	218.7±13.5	Mn ⁺ -H ₂	7.9±1.7	(η ⁵ -C ₅ Me ₅) ₂ Ru ⁺ -H	284.5
V ⁺ -imidazole	≤243.4±8.0	Mn ⁺ -CH ₂	295±13	Ru ⁺ -CH	501.7±11.6
Nb ⁺ -H ₂	61.9	Mn ⁺ -CH ₃	215±10	Ru ⁺ -CH ₂	344.4±4.8
Nb ⁺ -CH	581±19	Mn ⁺ (CO) ₅ -CH ₃	132±15	Ru ⁺ -CH ₃	160.2±5.8
Nb ⁺ -CH ₂	428.4±8.7	Mn ⁺ (CO) ₅ -CH ₄	>30	Ru ⁺ -CS	253±20
Nb ⁺ -CH ₃	198.8±10.6	Mn ⁺ -(η ⁵ -C ₅ H ₅)	326.1±9.6	OsO ₄ ⁺ -H	552±13
Nb ⁺ -CH ₃ NH ₂	134	Mn ⁺ -C ₆ H ₆	145±10	(9) Group 9	
Nb ⁺ -C ₃ H ₆	117.7	Mn ⁺ -OH	332±24	(η ⁵ -C ₅ H ₅)(CO) ₂ Co ⁺ -H	245±12
(NbFe) ⁺ -C ₃ H ₄	>163	Mn ⁺ -CO	25±10	(CH ₃ OD)Co ⁺ -H	147.6±7.7
Nb ⁺ -CO	95.5±4.8	Mn ⁺ -H ₂ O	121.8±5.9	Co ⁺ -H ₂	76.1±4.2
Nb ⁺ -CS	242±11	Mn ⁺ -CH ₃ OH	134±29	(η ⁵ -C ₅ H ₅)Co ⁺ -H ₂	67.8
Nb ₇ ⁺ -N ₂	<215	Mn ⁺ -OC(CH ₃) ₂	159±14	Co ⁺ -CH	420±37
Ta ⁺ -CH	575±9	Mn ⁺ -CS	80.0±21	Co ⁺ -CH ₂	317±5
Ta ⁺ -CH ₂	485±5	Mn ⁺ -NH ₂	254±20	Co ⁺ -CH ₃	203±4
Ta ⁺ -CH ₃	196±3	Mn ⁺ -NH ₃	147±8	Co ⁺ -CH ₄	96.7
Ta ⁺ -C ₆ H ₆	251~301	Tc ⁺ -CH ₂	<464	Co ⁺ -C ₆₀	243±67
(6) Group 6		Tc ⁺ -C ₂ H ₂	<320	Co ⁺ -CO	173.7±6.7
(CO) ₆ Cr ⁺ -H	230±10	Re ⁺ (CH ₃)(CO) ₅ -H	294±13	Co ⁺ -H ₂ O	164.4±5.9
(η ⁵ -C ₅ H ₅)(NO)(CO) ₂ Cr ⁺ -H	207.1±14	(PMe ₃)(CO) ₂ Re ⁺ -H	300.4	Co ⁺ -CS	259±33
Cr ⁺ -H ₂	31.8±2.1	(8) Group 8		Co ⁺ -N ₂	96.2±7.1
Cr ⁺ -CH	294±29	Fe ⁺ (O)-H	444±17	Co ⁺ -NH ₂	247±7
Cr ⁺ -CH ₂	216±4	Fe ⁺ (CO)-H	120±23	Co ⁺ -NH ₃	219±16
Cr ⁺ -CH ₃	110±4	Fe ⁺ (H ₂ O)-H	215±14	Co ⁺ -CH ₃ CN	>255±17

Bond	D_{298}° / kJ mol ⁻¹	Bond	D_{298}° / kJ mol ⁻¹	Bond	D_{298}° / kJ mol ⁻¹
Co⁺-P(CH₃)₃	278±11				
Co⁺-P(C₂H₅)₃	339±16				
(CH)Rh⁺-H	372±21				
(η⁵-C₅H₅)(CO)₂Rh⁺-H	287±12				
Rh⁺-CH	444±12				
Rh⁺-CH₂	356±8				
Rh⁺-CH₃	142±6				
Rh⁺-NO	167±21				
Rh⁺-CS	234±19				
(CO)(η⁵-C₅H₅)(PPh₃)Ir⁺-H	313.4				
(CO)₂(η⁵-C₅Me₅)Ir⁺-H	298.3				
Ir⁺-CH₂	>464				
Ir⁺-C₂H₄	234.3				
(10) Group 10					
(CO)₄Ni⁺-H	248±9				
(η⁵-C₅H₅)(NO)Ni⁺-H	315±14				
(η⁵-C₅H₅)(η⁵-C₅H₅)Ni⁺-H	215±13				
Ni⁺-H₂	72.4±1.3				
Ni⁺-CH	301.0±11.6				
Ni⁺-CH₂	306±4				
Ni⁺-CH₃	169.8±6.8				
Ni⁺-CH₄	96.5±4				
Ni⁺-OH	235±19				
Ni⁺-CO	175±11				
Ni⁺-CO₂	104±1				
Ni⁺-H₂O	183.7±3.3				
Ni⁺-CS	234.5±9.6				
Ni⁺-N₂	110.9±10.5				
Ni⁺-NO	227.6±7.5				
Ni⁺-NH₂	232.5±7.7				
Ni⁺-NH₃	238±19				
Pd⁺-CH	536±10				
Pd⁺-CH₂	463±3				
Pd⁺-CH₃	258±8				
Pd⁺-CH₄	170.8±7.7				
Pd⁺-CS	200±14				
Pd⁺-C₂H₂	>28.9±4.8				
Pt⁺-H₂	146.7±11.6				
Pt⁺-CH	536.4±9.6				
Pt⁺-CH₂	471				
Pt⁺-CH₃	257.6±7.7				
Pt⁺-CH₄	170.8±7.7				
Pt⁺-O₂	64.6±4.8				
Pt⁺-CO	218.1±8.7				
Pt⁺-CO₂	59.8±4.8				
Pt⁺-NH₃	274±12				
Pt⁺-C₂H₄	229.7				
(11) Group 11					
Cu⁺-H₂	51.9±0.4				
Cu⁺-CH₂	267.3±6.8				
Cu⁺-CH₃	111±7				
Cu⁺-C₂H₂	>21.2±9.6				
Cu⁺-C₂H₄	176±14				
Cu⁺-C₆H₆	218.0±9.6				
Cu⁺-CO	149±7				
Cu⁺-N₂	89±30				
Cu⁺-NO	109.0±4.8				
Cu⁺-H₂O	160.7±7.5				
Cu⁺-NH₂	192±13				
Cu⁺-NH₃	237±15				
Cu⁺-CS	238.3±11.6				
Cu⁺-SiH	246±27				
Cu⁺-SiH₂	≥231±7				
Cu⁺-SiH₃	97±25				
Ag⁺-CH₂	≥107±4				
Ag⁺-CH₃	66.6±4.8				
Ag⁺-C₂H₅	65.7±7.5				
Ag⁺-C₆H₆	167±19				
Ag⁺-O₂	29.7±0.8				
Ag⁺-CO	89±5				
Ag⁺-H₂O	134±8				
Ag⁺-CS	152±20				
Ag⁺-NH₃	170±13				
Au⁺-CH₂	≤372±3				
Au⁺-C₂H₄	344.5				
Au⁺-C₆H₆	289±29				
Au⁺-CO	201±8				
Au⁺-H₂O	164.0±9.6				
Au⁺-H₂S	230±25				
Au⁺-NH₃	297±29				
Au⁺-PH₃	402±33				
(12) Group 12					
Zn⁺-H₂	15.7±1.7				
Zn⁺-CH₃	280±7				
Zn⁺-OH	127.2				
Zn⁺-H₂O	163				
Zn⁺-NO	76.2±9.6				
Zn⁺-pyrimidine	209.6±7.7				
Zn⁺-CS	149±23				
Cd⁺-CH₃	228±3				
Cd⁺(CH₃)-CH₃	109±3				
Cd⁺-C₆H₆	136±19				
Hg⁺-CH₃	285±3				
Hg⁺(CH₃)-CH₃	96±3				
(13) Group 13					
B⁺-H₂	15.9±0.8				
HB⁺-H₂	61.5±2.1				
(CH₃)₂B⁺-CH₃	32.6±4.2				
Al⁺-H₂	5.6±0.6				
Al⁺-N₂	5.6				
Al⁺-CO₂	≥29.3				
Al⁺-H₂O	104±15				
Al⁺-MeOH	139.7				
Al⁺-EtC(O)Et	191.2				
Al⁺-C₆H₆	147.3±8.4				
Al⁺-pyridine	190.3±10.3				
Al⁺-phenol	154.8±16.7				
Al⁺-imidazole	232.4±8.2				
Ga⁺-NH₃	122.5				
In⁺-NH₃	111.0				
(14) Group 14					
C₅₈⁺-C₂	955±15				
C₆₀⁺-C₂	822.0±12.5				
C₆₂⁺-C₂	846.2±10.6				
C₇₈⁺-C₂	938.8±10.6				
HC₂⁺-H	574.749				
C₆H₅⁺-H	376.3±4.8				
C₂H₃⁺-Cl	247±4.8				
C₂H₅⁺-Br	126.4				
C₆H₅⁺-Br	266.3				
CH₃⁺-H₂	186				
CH₃⁺-H₂	7.9±0.4				
C₂H₅⁺-H₂	17				
CO⁺-N₂	67.5±19.3				
H₂CH⁺-N₂	31.8				
CO⁺-CO	173.7±14.6				
CO⁺(CO)-CO	52.3				
CO⁺(CO)₂-CO	30.2				
CO⁺(CO)₃-CO	18.4				
(CO₂)⁺-CO₂	70.3				
(CO₂)⁺(CO₂)-CO₂	34.7				
(CO₂)⁺(CO₂)₂-CO₂	21.3				
(CO₂)⁺(CO₂)₃-CO₂	20.1±1.3				
CH₃⁺-N₂O	221.3				
CH₃⁺-SO₂	253.6				
CH₃⁺-OCS	239.3				
CH₃⁺-CS₂	251.9				
CH₃⁺-H₂O	279				
CH₃⁺(H₂O)-H₂O	106.3				
CH₃⁺(H₂O)₂-H₂O	87.9				
CH₃⁺(H₂O)₃-H₂O	61.9				
CH₃⁺(H₂O)₄-H₂O	48.5				

Bond	D_{298}° / kJ mol ⁻¹	Bond	D_{298}° / kJ mol ⁻¹	Bond	D_{298}° / kJ mol ⁻¹
CH ₃ ⁺ -H ₂ S	344.8	Pb ⁺ -NH ₃	118.4±0.8	(valine H) ⁺ -valine	86.6±8.4
CH ₂ ⁺ -CH ₂ O	303.0±2.9	Pb ⁺ -CH ₃ OH	97.5±0.8	(betainH) ⁺ -betaine	139.9±4.8
CH ₃ ⁺ -NH ₃	431.4	Pb ⁺ -CH ₃ NH ₂	148.1±1.3	H ₄ P ⁺ -H ₂ O	54.4
(CH ₃) ⁺ -CH ₃	209.2±4.2	Pb ⁺ -C ₆ H ₆	110±2	(H ₄ P) ⁺ -PH ₃	48.1
CH ₃ ⁺ -CH ₄	166.5			AsH ₂ ⁺ -H	257
CF ₃ ⁺ -CH ₄	19.0	(15) Group 15		I ₂ As ⁺ -acetone	106±17
(CH ₃) ⁺ -CH ₄	28.7±1.3	H ₂ N ⁺ -H	544.43±0.10	I ₂ As ⁺ -benzene	77±17
C ₆ H ₆ ⁺ -CH ₄	12.0	H ₃ N ⁺ -H	515.1	Bi ⁺ -H ₂ O	95.4
CH ₃ ⁺ -CH ₃ F	230	Me ₃ N ⁺ -H	376	Bi ⁺ -NH ₃	149
CH ₃ ⁺ -CF ₃ Cl	221	Et ₃ N ⁺ -H	362	Bi ⁺ -C ₆ H ₆	≤149
CH ₃ ⁺ -CH ₃ Cl	259	(imidazole) ⁺ -Zn	216.1±3.9		
tert-C ₄ H ₉ ⁺ -CH ₃ OH	63	N ₂ H ⁺ -H ₂	24.7±0.8	(16) Group 16	
tert-C ₄ H ₉ ⁺ -CH ₃ CN	85	ON ⁺ -O ₂	14.2	(H ₃ O) ⁺ -H ₂	14.6±2.1
tert-C ₄ H ₉ ⁺ -SO ₂ F ₂	43.5	N ⁺ -N ₂	303.8	O ⁺ -O ₂	179.5
CH ₃ ⁺ -C ₂ H ₃ O	338.7±2.9	ON ⁺ -N ₂	21.3	O ⁺ (O ₂) ₁ -O ₂	28.9
CH ₃ ⁺ -CF ₃ ClOCl	252	N ₂ ⁺ -N ₂	102.3±14.6	O ⁺ (O ₂) ₂ -O ₂	3.9
tert-C ₄ H ₉ ⁺ -(CH ₃) ₂ S	185	HN ₂ ⁺ -N ₂	60.7	O ₂ ⁺ -O ₂	38.3±2.1
tert-C ₄ H ₉ ⁺ -C ₂ H ₅ OH	85	N ₃ ⁺ -N ₂	18.8±1.3	O ₂ ⁺ (O ₂)-O ₂	24.6±1.3
tert-C ₄ H ₉ ⁺ -C ₃ H ₈	27.6	O ₂ N ⁺ -N ₂	19.2±1.3	O ₂ ⁺ (O ₂) ₂ -O ₂	10.4±0.8
tert-C ₄ H ₉ ⁺ -t-C ₄ H ₉ Cl	339	H ₄ N ⁺ -N ₂	54±21	O ₂ ⁺ (O ₂) ₃ -O ₂	9.0±0.8
tert-C ₄ H ₉ ⁺ -(CH ₃) ₃ CH	30.1	ON ⁺ -NO	59.4±0.8	O ₂ ⁺ (O ₂) ₄ -O ₂	8.0±0.8
tert-C ₄ H ₉ ⁺ -C ₆ H ₆	92	ON ⁺ -CO	27.2±1.3	O ₂ ⁺ (O ₂) ₅ -O ₂	7.9±1.3
(C ₆ H ₆) ⁺ -C ₆ H ₆	73.6	ON ⁺ -O ₃	<58	O ⁺ -N ₂	231.4
(C ₆ H ₆) ⁺ -indole	54.8	ON ⁺ -CO ₂	32.2	O ₂ ⁺ -N ₂	22.6
C ₆ F ₆ ⁺ -C ₆ F ₆	30.1±4	N ₂ O ⁺ -ON ₂	72.8±6.3	(H ₃ O) ⁺ -N ₂	22.2±2.1
C ₆₀ ⁺ -C ₆₀	35.89±7.72	NO ⁺ -ON ₂	36.4±0.8	O ₄ ⁺ -N ₂	12.3
PhSiH ₂ ⁺ -H	159	(HON ₂) ⁺ -ON ₂	69.9±4	O ₂ ⁺ -CO	31.8
Si ⁺ (CH ₃) ₃ -Cl	178.5±1.9	ON ⁺ -H ₂ O	95	O ₂ ⁺ -CO ₂	41.0±2.1
SiH ₃ ⁺ -CO	≥151	ON ⁺ (H ₂ O)-H ₂ O	67.4	CO ₂ ⁺ -CO ₂	65.3±4
SiF ₃ ⁺ -CO	174.1±1.3	ON ⁺ (H ₂ O) ₂ -H ₂ O	56.5	(H ₃ O) ⁺ -CO ₂	64.0
(CH ₃) ₃ Si ⁺ -H ₂ O	125.9±7.9	H ₄ N ⁺ -H ₂ O	86.2±4.2	(H ₃ O) ⁺ (CO ₂)-CO ₂	51.9
(CH ₃) ₃ Si ⁺ -NH ₃	194.6	H ₄ N ⁺ (H ₂ O)-H ₂ O	72.8±4.2	(H ₃ O) ⁺ (CO ₂) ₂ -CO ₂	43.9
Si ⁺ (CH ₃)(Cl) ₂ -CH ₃	60.8±2.9	H ₄ N ⁺ (H ₂ O) ₂ -H ₂ O	57.3±4.2	(H ₃ O) ⁺ (CO ₂) ₃ -CO ₂	18.0
Si ⁺ (CH ₃) ₂ (Cl)-CH ₃	41.5±1.9	H ₄ N ⁺ (H ₂ O) ₃ -H ₂ O	51.0	O ₂ ⁺ -ON ₂	56.1±4
Si ⁺ -CH ₃	413.9±5.8	H ₄ N ⁺ (H ₂ O) ₄ -H ₂ O	44.4	(H ₃ O) ⁺ -ON ₂	70.7±6.5
Si ⁺ (CH ₃)-CH ₃	123±48	(glycine)H ⁺ -H ₂ O	77.2±11.0	(H ₃ O) ⁺ (H ₂ O)-ON ₂	50.6±2.1
Si ⁺ (CH ₃) ₂ -CH ₃	513±27	(tryptophan)H ⁺ -H ₂ O	31.2±2.5	(H ₃ O) ⁺ (H ₂ O) ₂ -ON ₂	42.7±2.1
Si ⁺ (CH ₃) ₃ -CH ₃	66.6±5.8	(tryptophanylglycine)H ⁺ -H ₂ O	56.0±5.3	O ₃ ⁺ -O ₃	67.5±39
(CH ₃) ₃ Si ⁺ -CH ₃ OH	164.0	H ₄ N ⁺ -H ₂ S	47.7	OCIO ⁺ -OCIO	246±48
(CH ₃) ₃ Si ⁺ -(C ₂ H ₅) ₂ O	184.9	H ⁺ (NH ₃)-NH ₃	108.8	O ₂ ⁺ -H ₂ O	>67
(CH ₃) ₃ Si ⁺ -C ₆ H ₆	100.0	H ⁺ (NH ₃) ₂ -NH ₃	69.5	(OH) ⁺ (H ₂ O) ₂ -H ₂ O	87.4
(CH ₃) ₃ Si ⁺ -CH ₃ NH ₂	231.8	H ⁺ (NH ₃) ₃ -NH ₃	57.3	(OH) ⁺ (H ₂ SO ₄)(H ₂ O) ₄ -H ₂ O	56.9
(CH ₃) ₃ Ge ⁺ -H ₂ O	119.7±2.1	H ⁺ (NH ₃) ₄ -NH ₃	49.0	(OH) ⁺ (H ₂ SO ₄)(H ₂ O) ₅ -H ₂ O	49.8
(C ₂ H ₅) ₃ Ge ⁺ -H ₂ O	104.2±2.1	H ⁺ (NH ₃) ₅ -NH ₃	29.3	(OH) ⁺ (H ₂ SO ₄)(H ₂ O) ₆ -H ₂ O	44.8
(CH ₃) ₃ Sn ⁺ -NH ₃	154	H ⁺ (NH ₃) ₆ -NH ₃	27.2	(H ₂ O) ⁺ -H ₂ O	164.0
(CH ₃) ₃ Sn ⁺ -H ₂ O	108	NH ₄ ⁺ -CH ₄	15.0	(H ₃ O) ⁺ -H ₂ O	140.2
(CH ₃) ₃ Sn ⁺ -(CH ₃) ₂ CO	157	ON ⁺ -CH ₃ OH	97.6	(H ₃ O) ⁺ (H ₂ O)-H ₂ O	93.3
(CH ₃) ₃ Sn ⁺ -C ₃ H ₇ SH	143	O ₂ N ⁺ -CH ₃ OH	80.3±9.6	(H ₃ O) ⁺ (H ₂ O) ₂ -H ₂ O	71.1
Pb ⁺ -H ₂ O	93.7	(CH ₃ CNH) ⁺ -CH ₃ CN	130.1±9.6	(H ₃ O) ⁺ (H ₂ O) ₃ -H ₂ O	64.0
		(pyridine)H ⁺ -pyridine	105.4±4	(H ₃ O) ⁺ (H ₂ O) ₄ -H ₂ O	54.4

Bond	D_{298}° / kJ mol ⁻¹	Bond	D_{298}° / kJ mol ⁻¹	Bond	D_{298}° / kJ mol ⁻¹
(H ₃ O) ⁺ (H ₂ O) ₅ -H ₂ O	49.0	S ⁺ -CS ₂	166	I ⁺ (CH ₃ I) ₂ -CH ₃	112.9
(H ₃ O) ⁺ (H ₂ O) ₆ -H ₂ O	43.1	CS ⁺ -CS ₂	150.6	<i>(18) Group 18</i>	
(HCOOH)H ⁺ -H ₂ O	100.8	CS ₂ ⁺ -CS ₂	104.2	He ⁺ (He) ₁ -He	17.6
CH ₃ OH ₂ ⁺ -H ₂ O	115.6	HCS ₂ ⁺ -CS ₂	46.4	He ⁺ (He) ₂ -He	2.7±0.6
CH ₃ CHOH ⁺ -H ₂ O	104.6	OS ⁺ -SO ₂	57.7	Ne ⁺ (Ne)-Ne	10.3±0.6
(CH ₃) ₂ OH ⁺ -H ₂ O	100.4	O ₂ S ⁺ -SO ₂	63.6	Ne ⁺ (Ne) ₂ -Ne	3.3±0.6
(tetrahydrofuranH) ⁺ -H ₂ O	82.8	OCS ⁺ -OCS	100.0	Ar ⁺ (Ar)-Ar	20.4±0.6
(furanH) ⁺ -H ₂ O	43.5	OCS ⁺ -CO ₂	72.0	Ar ⁺ (Ar) ₂ -Ar	7.0±0.6
furane ⁺ -H ₂ O	41.0	SO ₂ ⁺ -CO ₂	42.7	Ar ⁺ (N ₂)-Ar	25.1
(phenol) ⁺ -H ₂ O	78.0	H ₃ S ⁺ -H ₂ O	91.6	Ar ⁺ (N ₂)(Ar)-Ar	7.1
(1-naphthol) ⁺ -H ₂ O	66.4	thiopheneH ⁺ -H ₂ O	42.7	Ar ⁺ (N ₂)(Ar) ₂ -Ar	7.1
H ₃ O ⁺ -HC(O)H	137.7	H ₃ S ⁺ -H ₂ S	53.6±6.3	Kr ⁺ (Kr)-Kr	23.3±0.6
H ₃ O ⁺ -NH ₃	229.3	H ₃ S ⁺ -CH ₄	16.3	Kr ⁺ (Kr) ₂ -Kr	9.0±0.6
H ₃ O ⁺ (NH ₃)-NH ₃	77.0	(CH ₃) ₂ Se ⁺ -Se(CH ₃) ₂	~95±3	Xe ⁺ (Xe)-Xe	25.2±0.6
H ₃ O ⁺ (NH ₃) ₂ -NH ₃	71.5	(CH ₃) ₂ Te ⁺ -Te(CH ₃) ₂	97±2	Xe ⁺ (Xe) ₂ -Xe	11.0±0.6
H ₃ O ⁺ (NH ₃) ₃ -NH ₃	62.8	<i>(17) Group 17</i>		Ar ⁺ -H ₂	93.7
H ₃ O ⁺ -PH ₃	144	HF ⁺ -HF	≥138	Ar ⁺ -N ₂	127.6
H ₃ O ⁺ -SO ₃	74	(H ₂ Cl) ⁺ -Cl	39.6	Ar ⁺ (N ₂)-N ₂	31.0
(HCOOH) ⁺ -HCOOH	96.5±9.6	HCl ⁺ -HCl	83.9	Ar ⁺ (N ₂) ₂ -N ₂	10.9
H ₃ O ⁺ -CH ₄	33.5	Cl ⁺ -CCl ₃	446.7±9.6	Ar ⁺ -CO	75±17
(CH ₃ OH) ⁺ -CH ₃ OH	115.8±19.3	Cl ⁺ -C ₂ H ₃	685.0±4.8	Ar ⁺ (CO)-CO	13
CH ₃ OH ₂ ⁺ -CH ₃ OH	136.4	HBr ⁺ -HBr	96	Kr ⁺ -CO	103.3±7.5
H ₃ O ⁺ -CH ₃ CN	195.4	I ⁺ -CH ₃	330.0	Kr ⁺ -CO ₂	79.1±2.9
furane ⁺ -furan	94.1	I ⁺ (CH ₃ I)-CH ₃	51.1		
BH ⁺ -B, B = tetrahydrofuran	125.1				

ELECTRONEGATIVITY

Electronegativity is a parameter originally introduced by Pauling which describes, on a relative basis, the tendency of an atom in a molecule to attract bonding electrons. While electronegativity is not a precisely defined molecular property, the electronegativity difference between two atoms provides a useful measure of the polarity and ionic character of the bond between them. This table gives the electronegativity X , on the Pauling scale, for the most common oxidation state. Other scales are described in the references.

References

1. Pauling, L., *The Nature of the Chemical Bond, Third Edition*, Cornell University Press, Ithaca, NY, 1960.
2. Allen, L. C., *J. Am. Chem. Soc.*, 111, 9003, 1989.
3. Allred, A. L., *J. Inorg. Nucl. Chem.*, 17, 215, 1961.

<i>Z</i>	Symbol	<i>X</i>	<i>Z</i>	Symbol	<i>X</i>	<i>Z</i>	Symbol	<i>X</i>
1	H	2.20	33	As	2.18	65	Tb	—
2	He	—	34	Se	2.55	66	Dy	1.22
3	Li	0.98	35	Br	2.96	67	Ho	1.23
4	Be	1.57	36	Kr	—	68	Er	1.24
5	B	2.04	37	Rb	0.82	69	Tm	1.25
6	C	2.55	38	Sr	0.95	70	Yb	—
7	N	3.04	39	Y	1.22	71	Lu	1.0
8	O	3.44	40	Zr	1.33	72	Hf	1.3
9	F	3.98	41	Nb	1.6	73	Ta	1.5
10	Ne	—	42	Mo	2.16	74	W	1.7
11	Na	0.93	43	Tc	2.10	75	Re	1.9
12	Mg	1.31	44	Ru	2.2	76	Os	2.2
13	Al	1.61	45	Rh	2.28	77	Ir	2.2
14	Si	1.90	46	Pd	2.20	78	Pt	2.2
15	P	2.19	47	Ag	1.93	79	Au	2.4
16	S	2.58	48	Cd	1.69	80	Hg	1.9
17	Cl	3.16	49	In	1.78	81	Tl	1.8
18	Ar	—	50	Sn	1.96	82	Pb	1.8
19	K	0.82	51	Sb	2.05	83	Bi	1.9
20	Ca	1.00	52	Te	2.1	84	Po	2.0
21	Sc	1.36	53	I	2.66	85	At	2.2
22	Ti	1.54	54	Xe	2.60	86	Rn	—
23	V	1.63	55	Cs	0.79	87	Fr	0.7
24	Cr	1.66	56	Ba	0.89	88	Ra	0.9
25	Mn	1.55	57	La	1.10	89	Ac	1.1
26	Fe	1.83	58	Ce	1.12	90	Th	1.3
27	Co	1.88	59	Pr	1.13	91	Pa	1.5
28	Ni	1.91	60	Nd	1.14	92	U	1.7
29	Cu	1.90	61	Pm	—	93	Np	1.3
30	Zn	1.65	62	Sm	1.17	94	Pu	1.3
31	Ga	1.81	63	Eu	—			
32	Ge	2.01	64	Gd	1.20			

FORCE CONSTANTS FOR BOND STRETCHING

Representative force constants (f) for stretching of chemical bonds are listed in this table. Except where noted, all force constants are derived from values of the harmonic vibrational frequencies ω_e . Values derived from the observed vibrational fundamentals ν , which are noted by a, are lower than the harmonic force constants, typically by 2 to 3% in the case of heavy atoms (often by 5 to 10% if one of the atoms is hydrogen). Values are given in the SI unit newton per centimeter (N/cm), which is identical to the commonly used cgs unit mdyn/Å.

Bond	Molecule	f (N/cm)	Note
H-H	H ₂	5.75	
Be-H	BeH	2.27	
B-H	BH	3.05	
C-H	CH	4.48	
	CH ₃	5.44	b
	C ₂ H ₆	4.83	a,b,c
	CH ₃ CN	5.33	b
	CH ₃ Cl	5.02	a,b,c
	CCl ₂ =CH ₂	5.57	b
	HCN	6.22	
N-H	NH	5.97	
O-H	OH	7.80	
	H ₂ O	8.45	
P-H	PH	3.22	
S-H	SH	4.23	
	H ₂ S	4.28	
F-H	HF	9.66	
Cl-H	HCl	5.16	
Br-H	HBr	4.12	
I-H	HI	3.14	
Li-H	LiH	1.03	
Na-H	NaH	0.78	
K-H	KH	0.56	
Rb-H	RbH	0.52	
Cs-H	CsH	0.47	
C-C	C ₂	12.16	
	CCl ₂ =CH ₂	8.43	
	C ₂ H ₆	4.50	a,c
	CH ₃ CN	5.16	
C-F	CF	7.42	
	CH ₃ F	5.71	a,c
C-Cl	CCl	3.95	
	CH ₃ Cl	3.44	a,c
	CCl ₂ =CH ₂	4.02	b
C-Br	CH ₃ Br	2.89	a,c
C-I	CH ₃ I	2.34	a,c
C-O	CO	19.02	
	CO ₂	16.00	
	OCS	16.14	
	CH ₃ OH	5.42	a,c
C-S	CS	8.49	
	CS ₂	7.88	

References

- Huber, K. P., and Herzberg, G., *Molecular Spectra and Molecular Structure. IV. Constants of Diatomic Molecules*, Van Nostrand Reinhold, New York, 1979.
- Shimanouchi, T., The Molecular Force Field, in Eyring, H., Henderson, D., and Yost, W., Eds., *Physical Chemistry: An Advanced Treatise*, Vol. IV, Academic Press, New York, 1970.
- Tasumi, M., and Nakata, M., *Pure and Appl. Chem.*, 57, 121–147, 1985.

Bond	Molecule	f (N/cm)	Note
	OCS	7.44	
C-N	CN	16.29	
	HCN	18.78	
	CH ₃ CN	18.33	
	CH ₃ NH ₂	5.12	a,c
C-P	CP	7.83	
Si-Si	Si ₂	2.15	
Si-O	SiO	9.24	
Si-F	SiF	4.90	
Si-Cl	SiCl	2.63	
N-N	N ₂	22.95	
	N ₂ O	18.72	
N-O	NO	15.95	
	N ₂ O	11.70	
P-P	P ₂	5.56	
P-O	PO	9.45	
O-O	O ₂	11.77	
	O ₃	5.74	a
S-O	SO	8.30	
	SO ₂	10.33	a
S-S	S ₂	4.96	
F-F	F ₂	4.70	
Cl-F	ClF	4.48	
Br-F	BrF	4.06	
Cl-Cl	Cl ₂	3.23	
Br-Cl	BrCl	2.82	
Br-Br	Br ₂	2.46	
I-I	I ₂	1.72	
Li-Li	Li ₂	0.26	
Li-Na	LiNa	0.21	
Na-Na	Na ₂	0.17	
Li-F	LiF	2.50	
Li-Cl	LiCl	1.43	
Li-Br	LiBr	1.20	
Li-I	LiI	0.97	
Na-F	NaF	1.76	
Na-Cl	NaCl	1.09	
Na-Br	NaBr	0.94	
Na-I	NaI	0.76	
Be-O	BeO	7.51	
Mg-O	MgO	3.48	
Ca-O	CaO	3.61	

^a Derived from fundamental frequency, without anharmonicity correction.

^b Average of symmetric and antisymmetric (or degenerate) modes.

^c Calculated from Local Symmetry Force Field (see Reference 2).

FUNDAMENTAL VIBRATIONAL FREQUENCIES OF SMALL MOLECULES

This table lists the fundamental vibrational frequencies of selected three-, four-, and five-atom molecules. Both stable molecules and transient free radicals are included. The data have been taken from evaluated sources. In general, the selected values are based on gas-phase infrared, Raman, or ultraviolet spectra; when these were not available, liquid-phase or matrix-isolation spectra were used.

Molecules are grouped by structural type. Within each group, related molecules appear together for convenient comparison.

The vibrational modes are described by their approximate character in terms of stretching, bending, deformation, etc. However, it should be emphasized that most such descriptions are only approximate, and that the true normal mode usually involves a mixture of motions. Abbreviations are:

sym.	symmetric
antisym.	antisymmetric
str.	stretch
deform.	deformation
scis.	scissors
rock.	rocking
deg.	degenerate

In the case of free radicals, strong interactions may exist between the electronic and bending vibrational motions. Details can be found in References 3 and 4. The references should be consulted for information on the accuracy of the data and for data on other molecules not listed here.

All fundamental frequencies (more precisely, wavenumbers) are given in units of cm^{-1} .

XY₂ Molecules

Point groups D_{∞h} (linear) and C_{2v} (bent)

Molecule	Structure	Sym. str.	Bend	Antisym. str.
CO ₂	Linear	1333	667	2349
CS ₂	Linear	658	397	1535
C ₃	Linear	1224	63	2040
CNC	Linear		321	1453
NCN	Linear	1197	423	1476
BO ₂	Linear	1056	447	1278
BS ₂	Linear	510	120	1015
KrF ₂	Linear	449	233	590
XeF ₂	Linear	515	213	555
XeCl ₂	Linear	316		481
H ₂ O	Bent	3657	1595	3756
D ₂ O	Bent	2671	1178	2788
F ₂ O	Bent	928	461	831
Cl ₂ O	Bent	639	296	686
O ₃	Bent	1103	701	1042
H ₂ S	Bent	2615	1183	2626
D ₂ S	Bent	1896	855	1999
SF ₂	Bent	838	357	813
SCL ₂	Bent	525	208	535
SO ₂	Bent	1151	518	1362
H ₂ Se	Bent	2345	1034	2358
D ₂ Se	Bent	1630	745	1696

XY₂ Molecules

Point groups D_{∞h} (linear) and C_{2v} (bent)

Molecule	Structure	Sym. str.	Bend	Antisym. str.
NH ₂	Bent	3219	1497	3301
NO ₂	Bent	1318	750	1618
NF ₂	Bent	1075	573	942
ClO ₂	Bent	945	445	1111
CH ₂	Bent		963	
CD ₂	Bent		752	
CF ₂	Bent	1225	667	1114
CCl ₂	Bent	721	333	748
CBr ₂	Bent	595	196	641
SiH ₂	Bent	2032	990	2022
SiD ₂	Bent	1472	729	1468
SiF ₂	Bent	855	345	870
SiCl ₂	Bent	515		505
SiBr ₂	Bent	403		400
GeH ₂	Bent	1887	920	1864
GeCl ₂	Bent	399	159	374
SnF ₂	Bent	593	197	571
SnCl ₂	Bent	352	120	334
SnBr ₂	Bent	244	80	231
PbF ₂	Bent	531	165	507
PbCl ₂	Bent	314	99	299
ClF ₂	Bent	500		576

XYZ Molecules

Point Groups C_{∞v} (linear) and C_s (bent)

Molecule	Structure	XY str.	Bend	YZ str.
HCN	Linear	3311	712	2097
DCN	Linear	2630	569	1925
FCN	Linear	1077	451	2323
CiCN	Linear	744	378	2216
BrCN	Linear	575	342	2198
ICN	Linear	486	305	2188
CCN	Linear	1060	230	1917
CCO	Linear	1063	379	1967
HCO	Bent	2485	1081	1868
HCC	Linear	3612		1848
OCS	Linear	2062	520	859
NCO	Linear	1270	535	1921

XYZ Molecules

Point Groups C_{∞v} (linear) and C_s (bent)

Molecule	Structure	XY str.	Bend	YZ str.
NNO	Linear	2224	589	1285
HNB	Linear	3675		2035
HNC	Linear	3653		2032
HNSi	Linear	3583	523	1198
HBO	Linear		754	1817
FBO	Linear		500	2075
CiBO	Linear	676	404	1958
BrBO	Linear	535	374	1937
FNO	Bent	766	520	1844
CiNO	Bent	596	332	1800
BrNO	Bent	542	266	1799
HNF	Bent		1419	1000

XYZ Molecules

Point Groups $C_{\infty v}$ (linear) and C_s (bent)

Molecule	Structure	XY str.	Bend	YZ str.
HNO	Bent	2684	1501	1565
HPO	Bent	2095	983	1179
HOF	Bent	3537	886	1393
HOCl	Bent	3609	1242	725
HOO	Bent	3436	1392	1098
FOO	Bent	579	376	1490
CIOO	Bent	407	373	1443
BrOO	Bent			1487
HSO	Bent		1063	1009

XYZ Molecules

Point Groups $C_{\infty v}$ (linear) and C_s (bent)

Molecule	Structure	XY str.	Bend	YZ str.
NSF	Bent	1372	366	640
NSCl	Bent	1325	273	414
HCF	Bent		1407	1181
HCCl	Bent		1201	815
HSiF	Bent	1913	860	834
HSiCl	Bent		808	522
HSiBr	Bent	1548	774	408

Symmetric XY_3 MoleculesPoint Groups D_{3h} (planar) and C_{3v} (pyramidal)

Molecule	Structure	Sym. str.	Sym. deform.	Deg. str.	Deg. deform.
NH ₃	Pyram.	3337	950	3444	1627
ND ₃	Pyram.	2420	748	2564	1191
PH ₃	Pyram.	2323	992	2328	1118
AsH ₃	Pyram.	2116	906	2123	1003
SbH ₃	Pyram.	1891	782	1894	831
NF ₃	Pyram.	1032	647	907	492
PF ₃	Pyram.	892	487	860	344
AsF ₃	Pyram.	741	337	702	262
PCl ₃	Pyram.	504	252	482	198
PI ₃	Pyram.	303	111	325	79
AsI ₃	Pyram.	219	94	224	71
AlCl ₃	Pyram.	375	183	595	150
SO ₃	Planar	1065	498	1391	530
BF ₃	Planar	888	691	1449	480
BH ₃	Planar		1125	2808	1640
CH ₃	Planar		606	3161	1396
CD ₃	Planar		453	2369	1029
CF ₃	Pyram.	1090	701	1260	510
SiF ₃	Pyram.	830	427	937	290

Linear XYX MoleculesPoint Group $D_{\infty h}$

Molecule	Sym. XY str.	Antisym. XY str.	YY str.	Bend	Bend
C ₂ H ₂	3374	3289	1974	612	730
C ₂ D ₂	2701	2439	1762	505	537
C ₂ N ₂	2330	2158	851	507	233

Planar X_2YZ MoleculesPoint Group C_{2v}

Molecule	Sym. XY str.	YZ str.	YX ₂ scis.	Antisym. XY str.	YX ₂ rock	YX ₂ wag
H ₂ CO	2783	1746	1500	2843	1249	1167
D ₂ CO	2056	1700	1106	2160	990	938
F ₂ CO	965	1928	584	1249	626	774
Cl ₂ CO	567	1827	285	849	440	580
O ₂ NF	1310	822	568	1792	560	742
O ₂ NCl	1286	793	370	1685	408	652

Tetrahedral XY₄ Molecules

Molecule	Sym. str.	Point Group T _d		Deg. deform.(f)
		Deg. deform.(e)	Deg. str.(f)	
CH ₄	2917	1534	3019	1306
CD ₄	2109	1092	2259	996
CF ₄	909	435	1281	632
CCl ₄	459	217	776	314
CBr ₄	267	122	672	182
CI ₄	178	90	555	125
SiH ₄	2187	975	2191	914
SiD ₄	1558	700	1597	681
SiF ₄	800	268	1032	389
SiCl ₄	424	150	621	221
GeH ₄	2106	931	2114	819
GeD ₄	1504	665	1522	596
GeCl ₄	396	134	453	172
SnCl ₄	366	104	403	134
TiCl ₄	389	114	498	136
ZrCl ₄	377	98	418	113
HfCl ₄	382	102	390	112
RuO ₄	885	322	921	336
OsO ₄	965	333	960	329

References

1. T. Shimanouchi, Tables of Molecular Vibrational Frequencies, Consolidated Volume I, Natl. Stand. Ref. Data Ser. Natl. Bur. Stand. (U.S.), 39, 1972.
2. T. Shimanouchi, Tables of Molecular Vibrational Frequencies, Consolidated Volume II, *J. Phys. Chem. Ref. Data*, 6, 993, 1977.
3. G. Herzberg, *Electronic Spectra and Electronic Structure of Polyatomic Molecules*, D. Van Nostrand Co., Princeton, NJ, 1966.
4. M. E. Jacox, Ground state vibrational energy levels of polyatomic transient molecules, *J. Phys. Chem. Ref. Data*, 13, 945, 1984.

SPECTROSCOPIC CONSTANTS OF DIATOMIC MOLECULES

This table lists the leading spectroscopic constants and equilibrium internuclear distance r_e in the ground electronic state for selected diatomic molecules. The constants are those describing the vibrational and rotational energy through the expressions:

$$E_{\text{vib}}/hc = \omega_e(v + 1/2) - \omega_e x_e(v + 1/2)^2 + \dots$$

$$E_{\text{rot}}/hc = B_v J(J + 1) - D_v [J(J + 1)]^2 + \dots$$

where

$$B_v = B_e - \alpha_e(v + 1/2) + \dots$$

$$D_v = D_e + \dots$$

Here v and J are the vibrational and rotational quantum numbers, respectively, h is Planck's constant, and c is the speed of light. In this customary formulation the constants ω_e , B_e , etc. have dimensions of inverse length; in this table they are given in units of cm^{-1} .

Users should note that higher order terms in the above energy expressions are required for very precise calculations; constants for many of these terms can be found in the references. Also, if the ground electronic state is not $^1\Sigma$, additional terms are needed to account for the interaction between electronic and pure rotational angular momentum. For some molecules in the table the data have been analyzed in terms of the Dunham series expansion:

$$E/hc = \sum_{lm} Y_{lm}(v + 1/2)^l J^m (J + 1)^m$$

In such cases it has been assumed that $Y_{10} = \omega_e$, $Y_{01} = B_e$, etc., although in the highest approximations these identities are not precisely correct. Some of the values of r_e in the table have been corrected for breakdown of the Born-Oppenheimer approximation, which can affect the last decimal place. Because of differences in the method of data analysis and limitations in the model, care should be taken in comparing r_e values for different molecules to a precision beyond 0.001 Å.

Molecules are listed in alphabetical order by formula as written in the most common form. In most cases this form places the more electropositive element first, but there are exceptions such as OH, NH, CH, etc.

* Indicates a value for the interval between $v = 0$ and $v = 1$ states instead of a value of ω_e .

References

1. Huber, K. P., and Herzberg, G., *Molecular Spectra and Molecular Structure IV. Constants of Diatomic Molecules*, Van Nostrand Reinhold, New York, 1979.
2. Lovas, F. J., and Tiemann, E., *J. Phys. Chem. Ref. Data*, 3, 609, 1974.
3. *Landolt-Börnstein, Numerical Data and Functional Relationships in Science and Technology, New Series*, II/6 (1974), II/14a (1982), II/14b (1983), II/19a (1992), II/19d-1 (1995), *Molecular Constants*, Springer-Verlag, Heidelberg.

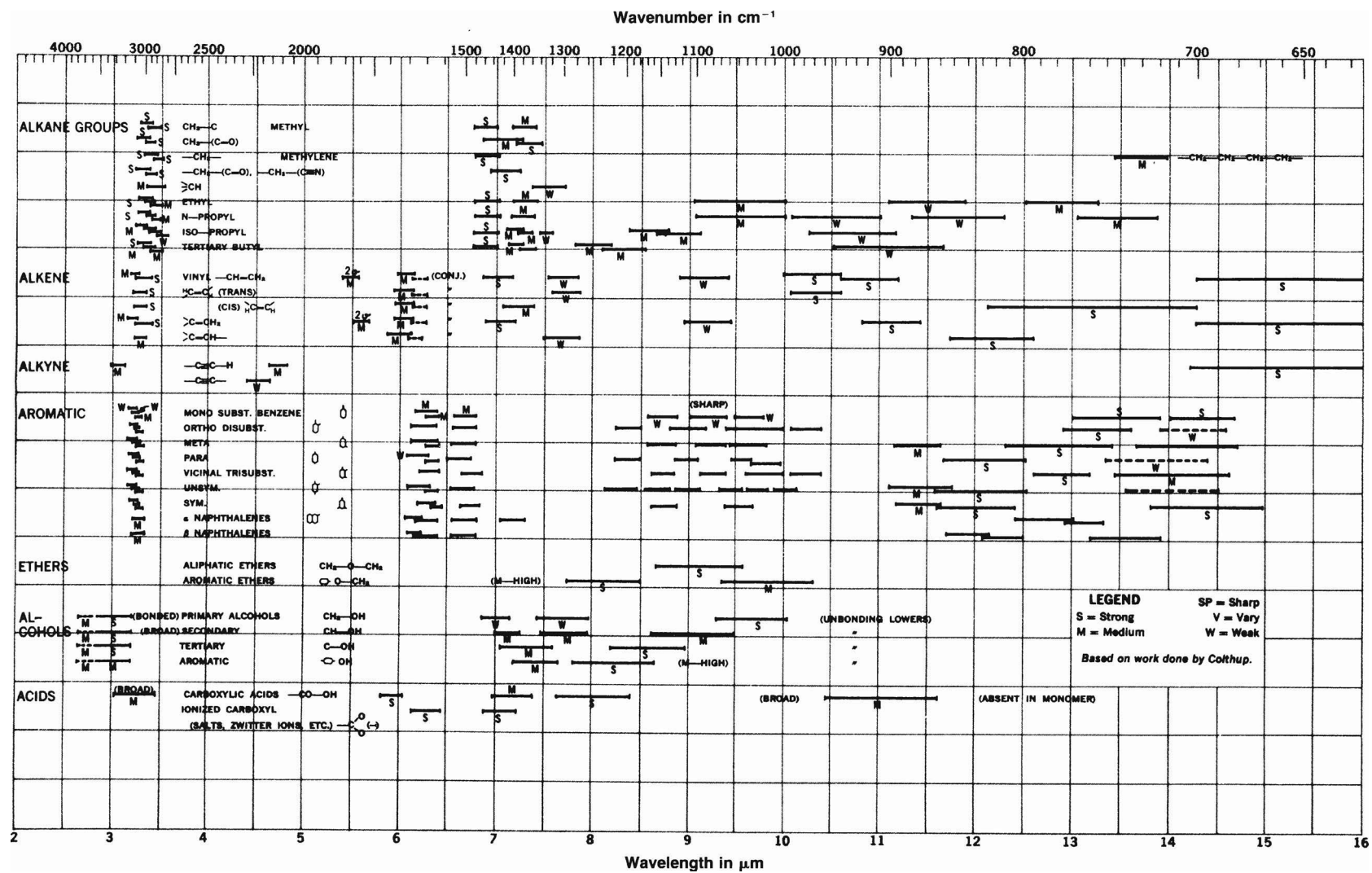
Molecule	State	ω_e cm^{-1}	$\omega_e x_e$ cm^{-1}	B_e cm^{-1}	α_e cm^{-1}	D_e 10^{-6}cm^{-1}	r_e Å
¹⁰⁷ Ag ⁷⁹ Br	¹ Σ ⁺	249.57	0.63	0.064833	0.0002361	0.0175	2.39311
¹⁰⁷ Ag ³⁵ Cl	¹ Σ ⁺	343.49	1.17	0.12298388	0.00059541	0.06305	2.28079
¹⁰⁷ Ag ¹⁹ F	¹ Σ ⁺	513.45	2.59	0.2657020	0.0019206	0.284	1.98318
¹⁰⁷ Ag ¹ H	¹ Σ ⁺	1759.9	34.06	6.449	0.201	344	1.618
¹⁰⁷ Ag ² H	¹ Σ ⁺	1250.70	17.17	3.2572	0.0722	85.9	1.6180
¹⁰⁷ Ag ¹²⁷ I	¹ Σ ⁺	206.50	0.46	0.04486821	0.0001414	0.00847	2.54463
¹⁰⁷ Ag ¹⁶ O	² Π _{1/2}	490.2	3.1	0.3020	0.0025	0.45	2.003
²⁷ Al ₂	³ Σ _g ⁻	350.01	2.02	0.2054	0.0012	0.31	2.466
²⁷ Al ⁷⁹ Br	¹ Σ ⁺	378.0	1.28	0.15919713	0.00086045	0.11285	2.29481
²⁷ Al ³⁵ Cl	¹ Σ ⁺	481.30	1.95	0.24393012	0.00161113	0.2503	2.13011
²⁷ Al ¹⁹ F	¹ Σ ⁺	802.3	4.77	0.5524798	0.0049841	1.0464	1.65437
²⁷ Al ¹ H	¹ Σ ⁺	1682.56	29.09	6.3907	0.1858	356.5	1.6478
²⁷ Al ² H	¹ Σ ⁺	1211.95	15.14	3.3186	0.0697	97	1.6463
²⁷ Al ¹²⁷ I	¹ Σ ⁺	316.1	1.0	0.11769985	0.00055859		2.53710
²⁷ Al ¹⁶ O	² Σ ⁺	979.23	6.97	0.6414	0.0058	1.08	1.6179
²⁷ Al ³² S	² Σ ⁺	617.1	3.33	0.2799	0.0018	0.22	2.029
⁷⁵ As ₂	¹ Σ _g ⁺	429.55	1.12	0.10179	0.000333		2.1026
⁷⁵ As ¹ H	³ Σ ⁻	2130*		7.3067	0.2117	327	1.52315
⁷⁵ As ² H	³ Σ ⁻	1484*		3.6688		90	1.5306
⁷⁵ As ¹⁴ N	¹ Σ ⁺	1068.54	5.41	0.54551	0.003366	0.53	1.6184
⁷⁵ As ¹⁶ O	² Π _{1/2}	967.08	4.85	0.48482	0.003299	0.49	1.6236
¹⁹⁷ Au ₂	¹ Σ _g ⁺	190.9	0.42	0.028013	0.0000723	0.00250	2.4719
¹⁹⁷ Au ¹ H	¹ Σ ⁺	2305.01	43.12	7.2401	0.2136	279	1.5239
¹⁹⁷ Au ² H	¹ Σ ⁺	1634.98	21.65	3.6415	0.07614	70.9	1.5238
¹¹ B ₂	³ Σ _g ⁻	1051.3	9.35	1.212	0.014		1.590
¹¹ B ⁷⁹ Br	¹ Σ ⁺	684.31	3.52	0.4894	0.0035	1.00	1.888
¹¹ B ³⁵ Cl	¹ Σ ⁺	840.29	5.49	0.684282	0.006812	1.84	1.71528
¹¹ B ¹⁹ F	¹ Σ ⁺	1402.1	11.8	1.516950	0.019056	7.105	1.26267
¹¹ B ¹ H	¹ Σ ⁺	2366.9	49.40	12.021	0.412	1242	1.2324
¹¹ B ² H	¹ Σ ⁺	1703.3	28	6.54	0.17	400	1.2324
¹¹ B ¹⁴ N	³ Π	1514.6	12.3	1.666	0.025	8.1	1.281
¹¹ B ¹⁶ O	² Σ ⁺	1885.69	11.81	1.7820	0.0166	6.32	1.2045

Molecule	State	ω_e cm^{-1}	$\omega_e x_e$ cm^{-1}	B_e cm^{-1}	α_e cm^{-1}	D_e 10^{-6}cm^{-1}	r_e \AA
$^{11}\text{B}^{32}\text{S}$	$2\Sigma^+$	1180.17	6.31	0.7949	0.0061	1.40	1.6092
$^{138}\text{Ba}^{79}\text{Br}$	$2\Sigma^+$	193.77	0.41	0.0415082	0.0001219	0.00762	2.84449
$^{138}\text{Ba}^{35}\text{Cl}$	$2\Sigma^+$	279.92	0.82	0.08396717	0.00033429	0.03022	2.68276
$^{138}\text{Ba}^{19}\text{F}$	$2\Sigma^+$	468.9	1.79	0.2159	0.0012	0.175	2.163
$^{138}\text{Ba}^1\text{H}$	$2\Sigma^+$	1168.31	14.50	3.38285	0.06599	112.67	2.23175
$^{138}\text{Ba}^2\text{H}$	$2\Sigma^+$	829.77	7.32	1.7071	0.02363	28.77	2.2304
$^{138}\text{Ba}^{127}\text{I}$	$2\Sigma^+$	152.14	0.27	0.02680587	0.00006634	0.00333	3.08476
$^{138}\text{Ba}^{16}\text{O}$	$1\Sigma^+$	669.76	2.03	0.3126140	0.0013921	0.2724	1.93969
$^{138}\text{Ba}^{32}\text{S}$	$1\Sigma^+$	379.42	0.88	0.10331	0.0003188	0.0306	2.5074
$^9\text{Be}^{19}\text{F}$	$2\Sigma^+$	1247.36	9.12	1.4889	0.0176	8.28	1.3610
$^9\text{Be}^1\text{H}$	$2\Sigma^+$	2060.78	36.31	10.3164	0.3030	1022.1	1.3426
$^9\text{Be}^2\text{H}$	$2\Sigma^+$	1530.32	20.71	5.6872	0.1225	313.8	1.3419
$^9\text{Be}^{16}\text{O}$	$1\Sigma^+$	1487.32	11.83	1.6510	0.0190	8.20	1.3309
$^9\text{Be}^{32}\text{S}$	$1\Sigma^+$	997.94	6.14	0.79059	0.00664	2.00	1.7415
$^{209}\text{Bi}_2$	$1\Sigma_g^+$	172.71	0.34	0.022781	0.000055	0.00150	2.6596
$^{209}\text{Bi}^1\text{H}$	$3\Sigma^-$	1635.73	31.6	5.137	0.148	183	1.805
$^{209}\text{Bi}^2\text{H}$	$3\Sigma^-$	1173.32	16.1	2.592	0.054	50.6	1.804
$^{79}\text{Br}_2$	$1\Sigma_g^+$	325.32	1.08	0.082107	0.0003187	0.02092	2.2811
$^{79}\text{Br}^{35}\text{Cl}$	$1\Sigma^+$	444.28	1.84	0.152470	0.000770	0.07183	2.13607
$^{79}\text{Br}^{19}\text{F}$	$1\Sigma^+$	670.75	4.05	0.35584	0.00261	0.401	1.75894
$^{79}\text{Br}^{16}\text{O}$	$2\Pi_{3/2}$	779	6.8	0.429598	0.003639	0.523	1.717
$^{12}\text{C}_2$	$1\Sigma_g^+$	1854.71	13.34	1.8198	0.0177	6.92	1.2425
$^{12}\text{C}^{35}\text{Cl}$	$2\Pi_{1/2}$	866.72*	6.2	0.6936	0.00672	1.9	1.6450
$^{12}\text{C}^{19}\text{F}$	$2\Pi_{1/2}$	1308.1	11.10	1.4172	0.0184	6.5	1.2718
$^{12}\text{C}^1\text{H}$	$2\Pi_{1/2}$	2858.5	63.0	14.457	0.534	1450	1.1199
$^{12}\text{C}^2\text{H}$	$2\Pi_{1/2}$	2099.8	34.02	7.806	0.208	420	1.1190
$^{12}\text{C}^{14}\text{N}$	$2\Sigma^+$	2068.59	13.09	1.8997830	0.0173717	6.4034	1.17181
$^{12}\text{C}^{16}\text{O}$	$1\Sigma^+$	2169.81	13.29	1.93128075	0.01750390	6.1216	1.12823
$^{12}\text{C}^{31}\text{P}$	$2\Sigma^+$	1239.67	6.86	0.7986	0.00597	1.33	1.562
$^{12}\text{C}^{32}\text{S}$	$1\Sigma^+$	1285.15	6.50	0.8200434	0.0059182	1.336	1.53482
$^{12}\text{C}^{80}\text{Se}$	$1\Sigma^+$	1035.36	4.86	0.5750	0.00379	0.71	1.67609
$^{40}\text{Ca}^{35}\text{Cl}$	$2\Sigma^+$	367.53	1.31	0.1522302	0.0007990	0.1029	2.43676
$^{40}\text{Ca}^{19}\text{F}$	$2\Sigma^+$	581.1	2.74	0.339	0.0026	0.45	1.967
$^{40}\text{Ca}^1\text{H}$	$2\Sigma^+$	1298.34	19.10	4.2766	0.0970	183.7	2.0025
$^{40}\text{Ca}^2\text{H}$	$2\Sigma^+$	910*		2.1769	0.035	47.9	2.002
$^{40}\text{Ca}^{127}\text{I}$	$2\Sigma^+$	238.70	0.63	0.0693263	0.0002634	0.0234	2.82859
$^{40}\text{Ca}^{16}\text{O}$	$1\Sigma^+$	732.03	4.83	0.444441	0.003282	0.6541	1.8221
$^{40}\text{Ca}^{32}\text{S}$	$1\Sigma^+$	462.23	1.78	0.1766757	0.0008270	0.1032	2.31775
$^{114}\text{Cd}^1\text{H}$	$2\Sigma^+$	1337.1*		5.323		314	1.781
$^{114}\text{Cd}^2\text{H}$	$2\Sigma^+$			2.704		76	1.775
$^{35}\text{Cl}_2$	$1\Sigma_g^+$	559.7	2.68	0.2440	0.0015	0.186	1.988
$^{35}\text{Cl}^{19}\text{F}$	$1\Sigma^+$	786.15	6.16	0.516479	0.004358	0.88	1.62831
$^{35}\text{Cl}^{16}\text{O}$	$2\Pi_{3/2}$	853.8	5.5	0.62345	0.0058	1.33	1.56963
$^{52}\text{Cr}^1\text{H}$	$6\Sigma^+$	1581*	32	6.220	0.179	347	1.656
$^{52}\text{Cr}^2\text{H}$	$6\Sigma^+$	1182*		3.14		88.8	1.664
$^{52}\text{Cr}^{16}\text{O}$	5Π	898.4	6.8	0.5231	0.0070		1.615
$^{133}\text{Cs}_2$	$1\Sigma_g^+$	42.02	0.08	0.0127	0.0000264	0.00464	4.47
$^{133}\text{Cs}^{79}\text{Br}$	$1\Sigma^+$	149.66	0.37	0.03606925	0.00012401	0.00838	3.07225
$^{133}\text{Cs}^{35}\text{Cl}$	$1\Sigma^+$	214.17	0.73	0.07209149	0.00033756	0.03268	2.90627
$^{133}\text{Cs}^{19}\text{F}$	$1\Sigma^+$	352.56	1.62	0.18436969	0.0011756	0.20168	1.34535
$^{133}\text{Cs}^1\text{H}$	$1\Sigma^+$	891.0	12.9	2.7099	0.0579	113	2.4938
$^{133}\text{Cs}^2\text{H}$	$1\Sigma^+$	619.1*		1.354		20	2.505
$^{133}\text{Cs}^{127}\text{I}$	$1\Sigma^+$	119.18	0.25	0.02362736	0.00006826	0.00371	3.31519
$^{133}\text{Cs}^{16}\text{O}$	$2\Sigma^+$	357.5*		0.223073	0.001303	0.348	2.3007
$^{63}\text{Cu}_2$	$1\Sigma_g^+$	264.55	1.02	0.10874	0.000614	0.0716	2.2197
$^{63}\text{Cu}^{79}\text{Br}$	$1\Sigma^+$	314.8	0.96	0.10192625	0.00045214	0.04274	2.17344
$^{63}\text{Cu}^{35}\text{Cl}$	$1\Sigma^+$	415.29	1.58	0.17628802	0.00099647	0.12706	2.05118
$^{63}\text{Cu}^{19}\text{F}$	$1\Sigma^+$	622.7	3.95	0.3794029	0.0032298	0.563	1.74493
$^{63}\text{Cu}^1\text{H}$	$1\Sigma^+$	1941.26	37.51	7.9441	0.2563	520	1.46263
$^{63}\text{Cu}^2\text{H}$	$1\Sigma^+$	1384.14	18.97	4.0381	0.0917	136.2	1.4626

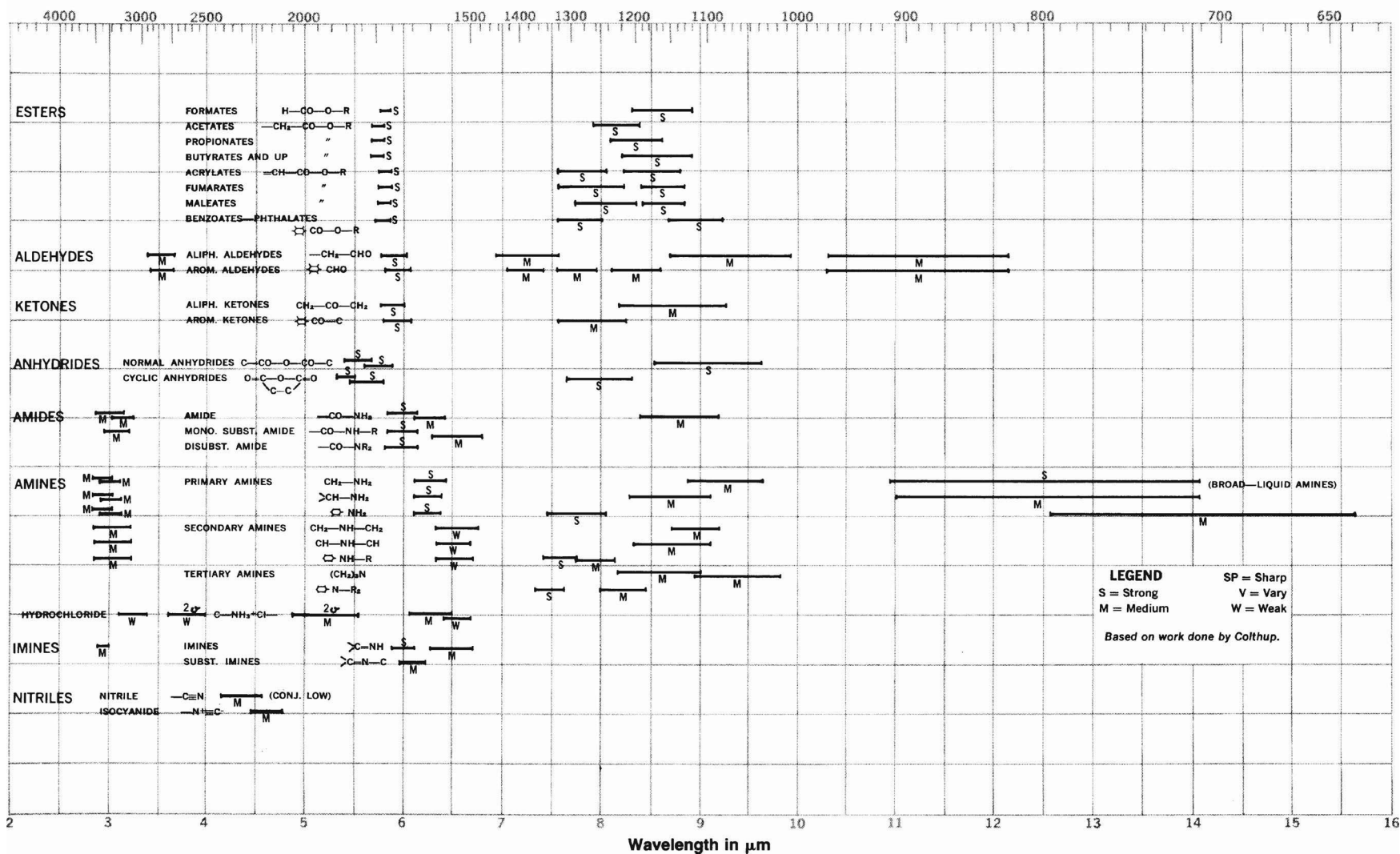
Molecule	State	ω_e cm ⁻¹	$\omega_e x_e$ cm ⁻¹	B_e cm ⁻¹	α_e cm ⁻¹	D_e 10 ⁻⁶ cm ⁻¹	r_e Å
⁶³ Cu ¹²⁷ I	1Σ ⁺	264.5	0.60	0.07328742	0.00028390	0.02244	2.33832
⁶³ Cu ¹⁶ O	2Π _{3/2}	640.17	4.43	0.44454	0.00456	0.85	1.7244
⁶³ Cu ³² S	2Π _{3/2}	415.0	1.75	0.1891		0.18	2.051
¹⁹ F ₂	1Σ _g ⁺	916.64	11.24	0.89019	0.013847	3.3	1.41193
⁵⁶ Fe ¹⁶ O	5Δ	965*		0.650		0.72	1.444
⁶⁹ Ga ⁸¹ Br	1Σ ⁺	263.0	0.81	0.081839	0.0003207	0.032	2.35248
⁶⁹ Ga ³⁵ Cl	1Σ ⁺	365.67	1.25	0.1499046	0.0007936	0.1008	2.20169
⁶⁹ Ga ¹⁹ F	1Σ ⁺	622.2	3.2	0.3595161	0.0028642	0.50	1.77437
⁶⁹ Ga ¹ H	1Σ ⁺	1604.52	28.77	6.137	0.181	342	1.663
⁶⁹ Ga ² H	1Σ ⁺			3.083	0.06	84	1.663
⁶⁹ Ga ¹²⁷ I	1Σ ⁺	216.38	0.47	0.0569359	0.0001897	0.015770	2.57464
⁶⁹ Ga ¹⁶ O	2Σ	767.5	6.24	0.4271		0.37	1.744
⁷⁴ Ge ⁷⁹ Br	2Π _{1/2}	295	0.7				
⁷⁴ Ge ³⁵ Cl	2Π _{1/2}	407.6	1.36				
⁷² Ge ¹ H	2Π _{1/2}	1833.77	37	6.726	0.192	326	1.5880
⁷² Ge ² H	2Π _{1/2}	1320.09	19	3.415	0.070	83.2	1.5874
⁷⁴ Ge ¹⁶ O	1Σ ⁺	986.49	4.47	0.4856981	0.0030787	0.4709	1.62464
⁷⁴ Ge ³² S	1Σ ⁺	575.8	1.80	0.18656576	0.00074910	0.07883	2.01209
⁷⁴ Ge ⁸⁰ Se	1Σ ⁺	408.7	1.36	0.09634051	0.00028904	0.02207	2.13463
⁷⁴ Ge ¹³⁰ Te	1Σ ⁺	323.9	0.75	0.06533821	0.00017246	0.012	2.34017
¹ H ₂	1Σ _g ⁺	4401.21	121.34	60.853	3.062	47100	0.74144
² H ₂	1Σ _g ⁺	3115.50	61.82	30.444	1.0786	11410	0.74152
³ H ₂	1Σ _g ⁺	2546.5	41.23	20.335	0.5887		0.74142
¹ H ⁸¹ Br	1Σ ⁺	2648.97	45.22	8.46488	0.23328	345.8	1.41444
² H ⁸¹ Br	1Σ ⁺	1884.75	22.72	4.245596	0.084	88.32	1.4145
¹ H ³⁵ Cl	1Σ ⁺	2990.95	52.82	10.59342	0.30718	531.94	1.27455
² H ³⁵ Cl	1Σ ⁺	2145.16	27.18	5.448796	0.113292	140	1.27458
¹ H ¹⁹ F	1Σ ⁺	4138.32	89.88	20.9557	0.798	2151	0.91681
² H ¹⁹ F	1Σ ⁺	2998.19	45.76	11.0102	0.3017	594	0.91694
¹ H ¹²⁷ I	1Σ ⁺	2309.01	39.64	6.4263650	0.1689	206.9	1.60916
²⁰² Hg ¹ H	2Σ ⁺	1203.24*		5.3888		395.3	1.7662
²⁰² Hg ² H	2Σ ⁺	896.12*		2.739		91	1.757
¹²⁷ I ₂	1Σ _g ⁺	214.50	0.61	0.03737	0.000114	0.0043	2.666
¹²⁷ I ⁷⁹ Br	1Σ ⁺	268.64	0.81	0.0568325	0.0001969	0.0102	2.46899
¹²⁷ I ³⁵ Cl	1Σ ⁺	384.29	1.50	0.1141587	0.0005354	0.0403	2.32088
¹²⁷ I ¹⁹ F	1Σ ⁺	610.24	3.12	0.2797111	0.0018738	0.2356	1.90976
¹²⁷ I ¹⁶ O	2Π _{3/2}	681.5	4.3	0.34026	0.00270	0.36	1.8676
¹¹⁵ In ⁸¹ Br	1Σ ⁺	221.0	0.65	0.05489468	0.00018672	0.01350	2.54315
¹¹⁵ In ³⁵ Cl	1Σ ⁺	317.39	1.03	0.1090583	0.0005177	0.0515	2.40117
¹¹⁵ In ¹⁹ F	1Σ ⁺	535.4	2.6	0.2623241	0.0018798	0.252	1.98540
¹¹⁵ In ¹ H	1Σ ⁺	1476.0	25.61	4.995	0.143	223	1.8380
¹¹⁵ In ² H	1Σ ⁺	1048.2	12.4	2.523	0.051	58	1.837
¹¹⁵ In ¹²⁷ I	1Σ ⁺	177.08	0.34	0.03686702	0.00010411	0.00639	2.75364
³⁹ K ₂	1Σ _g ⁺	92.02	0.28	0.056743	0.000165	0.0863	3.9051
³⁹ K ⁷⁹ Br	1Σ ⁺	213	0.80	0.08122109	0.00040481	0.04462	2.82078
³⁹ K ³⁵ Cl	1Σ ⁺	281	1.30	0.1286348	0.0007899	0.1087	2.66665
³⁹ K ¹⁹ F	1Σ ⁺	426.26	2.45	0.27993741	0.00233492	0.4829	2.17146
³⁹ K ¹ H	1Σ ⁺	983.6	14.3	3.416400	0.085313	163.55	2.243
³⁹ K ² H	1Σ ⁺	707	7.7	1.754	0.0318	50	2.240
³⁹ K ¹²⁷ I	1Σ ⁺	186.53	0.57	0.06087473	0.00026776	0.02593	3.04784
¹³⁹ La ¹⁶ O	2Σ ⁺	812.8	2.22	0.35252001	0.00142365	0.2626	1.82591
⁷ Li ₂	1Σ _g ⁺	351.43	2.61	0.67264	0.00704	9.87	2.6729
⁷ Li ⁷⁹ Br	1Σ ⁺	563.2	3.5	0.555399	0.005644	2.159	2.17043
⁷ Li ³⁵ Cl	1Σ ⁺	642.95	4.47	0.7065225	0.0080102	3.409	2.02067
⁷ Li ¹⁹ F	1Σ ⁺	910.57	8.21	1.3452583	0.0202887	11.745	1.56386
⁷ Li ¹ H	1Σ ⁺	1405.65	23.20	7.51373	0.21665	862	1.59490
⁷ Li ² H	1Σ ⁺	1054.80	12.94	4.23310	0.09155	276	1.5941
⁷ Li ¹²⁷ I	1Σ ⁺	496.85	2.85	0.4431766	0.0040862	1.4104	2.39192
⁷ Li ¹⁶ O	2Π	814.62	7.78	1.212830	0.017899	0.1079	1.68822
²⁴ Mg ₂	1Σ _g ⁺	51.12	1.64	0.09287	0.00378	1.22	3.891

Molecule	State	ω_e cm^{-1}	$\omega_e x_e$ cm^{-1}	B_e cm^{-1}	α_e cm^{-1}	D_e 10^{-6}cm^{-1}	r_e \AA
²⁴ Mg ³⁵ Cl	² Σ^+	462.12*	2.1	0.2456154	0.0016204	0.2723	2.19639
²⁴ Mg ¹⁹ F	² Σ^+	711.69*	4.9	0.51922	0.00470	1.080	1.7500
²⁴ Mg ¹ H	² Σ^+	1495.20	31.89	5.8257	0.1859	344	1.7297
²⁴ Mg ² H	² Σ^+	1077.9	16.1	3.0306	0.06289	92	1.7302
²⁴ Mg ¹⁶ O	¹ Σ^+	784.78	5.26	0.57470436	0.00532377	1.2328	1.74838
⁵⁵ Mn ¹ H	⁷ Σ	1548.0	28.8	5.6841	0.1570	303.9	1.7311
⁵⁵ Mn ² H	⁷ Σ	1103	13.9	2.8957	0.051	79.5	1.7310
¹⁴ N ₂	¹ Σ_g^+	2358.57	14.32	1.99824	0.017318	5.76	1.09769
¹⁴ N ⁷⁹ Br	³ Σ^-	691.75	4.72	0.444	0.0040		1.79
¹⁴ N ³⁵ Cl	³ Σ^-	827.96	5.30	0.649770	0.006414	1.598	1.61071
¹⁴ N ¹⁹ F	³ Σ^-	1141.37	8.99	1.2057	0.01492	5.39	1.3170
¹⁴ N ¹ H	³ Σ^-	3282.3	78.4	16.6993	0.6490	1709.7	1.0362
¹⁴ N ² H	³ Σ^-	2398	42	8.7913	0.2531	490.4	1.0361
¹⁴ N ¹⁶ O	² $\Pi_{1/2}$	1904.20	14.07	1.67195	0.0171	0.5	1.15077
¹⁴ N ³² S	² $\Pi_{1/2}$	1218.7	7.28	0.769602	0.0064	1.2	1.4940
²³ Na ₂	¹ Σ_g^+	159.13	0.72	0.154707	0.008736	0.581	3.0789
²³ Na ⁷⁹ Br	¹ Σ^+	302	1.5	0.1512533	0.0009410	0.1554	2.50204
²³ Na ³⁵ Cl	¹ Σ^+	366	2.05	0.2180631	0.0016248	0.3120	2.36080
²³ Na ¹⁹ F	¹ Σ^+	535.66	3.57	0.4369011	0.0045580	1.163	1.92595
²³ Na ¹ H	¹ Σ^+	1172.2	19.72	4.9033634	0.1370919	343.40	1.88654
²³ Na ² H	¹ Σ^+	826.1*		2.557089	0.051600	93.46	1.88654
²³ Na ¹²⁷ I	¹ Σ^+	258	1.1	0.1178056	0.0006478	0.0973	2.71145
²³ Na ¹⁶ O	² Π	492.3		0.424630	0.004506	1.2638	2.05155
⁹³ Nb ¹⁶ O	⁴ Σ^-	989.0	3.8	0.4321	0.0021	0.22	1.691
⁵⁸ Ni ¹ H	² $\Delta_{5/2}$	1926.6	38	7.700	0.23	481	1.476
⁵⁸ Ni ² H	² $\Delta_{5/2}$	1390.1	19	3.992	0.092	130	1.465
¹⁶ O ₂	³ Σ_g^-	1580.19	11.98	1.44563	0.0159	4.839	1.20752
¹⁶ O ¹ H	² $\Pi_{3/2}$	3737.76	84.88	18.911	0.7242	1938	0.96966
¹⁶ O ² H	² $\Pi_{3/2}$	2720.24	44.05	10.021	0.276	537.4	0.9698
³¹ P ₂	¹ Σ_g^+	780.77	2.84	0.30362	0.00149	0.188	1.8934
³¹ P ³⁵ Cl	³ Σ^-	551.38	2.23	0.2528748	0.0015119	0.2124	2.01461
³¹ P ¹⁹ F	³ Σ^-	846.75	4.49	0.5665	0.00456		1.58938
³¹ P ¹ H	³ Σ^-	2365.2	44.5	8.5371	0.2514	436	1.42140
³¹ P ² H	³ Σ^-	1699.2	23.0	4.4081	0.0928	116	1.4220
³¹ P ¹⁴ N	¹ Σ^+	1337.24	6.98	0.7864854	0.0055364	1.091	1.49087
³¹ P ¹⁶ O	² $\Pi_{1/2}$	1233.34	6.56	0.7337	0.0055	1.3	1.4759
²⁰⁸ Pb ₂		110.5	0.35				
²⁰⁸ Pb ⁷⁹ Br	² $\Pi_{1/2}$	207.5	0.50				
²⁰⁸ Pb ³⁵ Cl	² $\Pi_{1/2}$	303.9	0.88				
²⁰⁸ Pb ¹⁹ F	² $\Pi_{1/2}$	502.73	2.28	0.22875	0.001473	0.183	2.0575
²⁰⁸ Pb ¹ H	² $\Pi_{1/2}$	1564.1	29.75	4.971	0.144	201	1.839
²⁰⁸ Pb ¹⁶ O	¹ Σ^+	720.96	3.52	0.30730373	0.00190977	0.2138	1.92181
²⁰⁸ Pb ³² S	¹ Σ^+	429.17	1.26	0.11632307	0.00043510	0.03418	2.28678
²⁰⁸ Pb ⁸⁰ Se	¹ Σ^+	277.6	0.51	0.05059953	0.00012993	0.0070	2.40218
²⁰⁸ Pb ¹³⁰ Te	¹ Σ^+	212.0	0.43	0.03130774	0.00006743	0.0027	2.59492
¹⁹⁵ Pt ¹² C	¹ Σ^+	1051.13	4.86	0.53044	0.003273	0.546	1.6767
¹⁹⁵ Pt ¹ H	² $\Delta_{5/2}$	2294.68*	46	7.1963	0.1996	261	1.52852
¹⁹⁵ Pt ² H	² $\Delta_{5/2}$	1644.3*	23	3.640	0.071	66	1.524
⁸⁵ Rb ⁷⁹ Br	¹ Σ^+	169.46	0.46	0.04752798	0.00018596	0.01496	2.94474
⁸⁵ Rb ³⁵ Cl	¹ Σ^+	228	0.92	0.0876404	0.0004537	0.04947	2.78673
⁸⁵ Rb ¹⁹ F	¹ Σ^+	376	1.9	0.2106640	0.0015228	0.2684	2.27033
⁸⁵ Rb ¹ H	¹ Σ^+	936.9	14.21	3.020	0.072	123	2.367
⁸⁵ Rb ¹²⁷ I	¹ Σ^+	138.51	0.33	0.03283293	0.00010946	0.00738	3.17688
⁸⁵ Rb ¹⁶ O	² Σ^+	388.4*		0.246481	0.002174	0.397	2.25420
³² S ₂	³ Σ_g^-	725.65	2.84	0.2955	0.001570	0.19	1.8892
³² S ¹⁹ F	² $\Pi_{3/2}$			0.552174			1.60058
³² S ¹ H	² $\Pi_{3/2}$	2711.6	59.9	9.5995	0.2785	480.6	1.34066
³² S ² H	² $\Pi_{3/2}$	1885	31	4.95130	0.10308	130	1.34049
³² S ¹⁶ O	³ Σ^-	1149.2	5.6	0.7208171	0.005737	1.134	1.48109
¹²¹ Sb ³⁵ Cl	³ Σ^-	374.7	0.6				

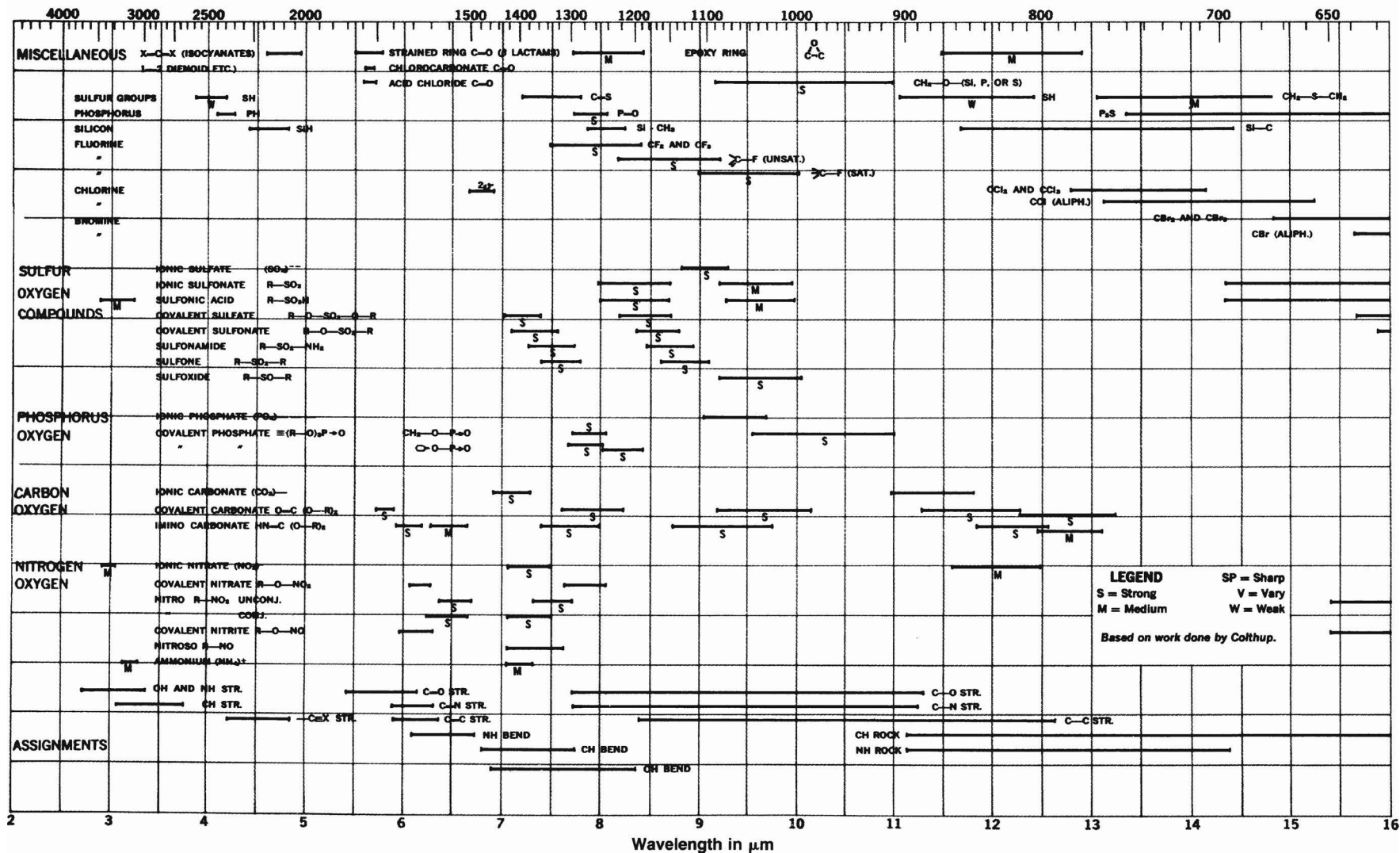
Molecule	State	ω_e cm^{-1}	$\omega_e x_e$ cm^{-1}	B_e cm^{-1}	α_e cm^{-1}	D_e 10^{-6}cm^{-1}	r_e \AA
¹²¹ Sb ¹⁹ F	³ Σ^-	605.0	2.6	0.2792	0.0020	0.23	1.918
¹²¹ Sb ¹ H	³ Σ^-			5.684		240	1.723
¹²¹ Sb ² H	³ Σ^-			2.8782		45	1.7194
¹²¹ Sb ¹⁴ N	¹ Σ^+	942.0	5.6				
¹²¹ Sb ¹⁶ O	² $\Pi_{1/2}$	816	4.2	0.3580	0.0022	0.270	1.826
⁴⁵ Sc ¹⁹ F	¹ Σ^+	735.6	3.8	0.3950	0.00266		1.788
⁸⁰ Se ₂	³ Σ_g^-	385.30	0.96	0.08992	0.000288	0.024	2.166
⁸⁰ Se ¹ H	² $\Pi_{3/2}$	2400*		8.02	0.23	330	1.48
⁸⁰ Se ² H	² $\Pi_{3/2}$	1708*		3.94			1.48
⁸⁰ Se ¹⁶ O	³ Σ^-	914.69	4.52	0.4655	0.00323	0.5	1.648
²⁸ Si ₂	³ Σ_g^-	510.98	2.02	0.2390	0.0014	0.21	2.246
²⁸ Si ³⁵ Cl	² $\Pi_{1/2}$	535.60	2.17	0.2561	0.0016	0.25	2.058
²⁸ Si ¹⁹ F	² $\Pi_{1/2}$	857.19	4.73	0.5812	0.00494	1.07	1.6011
²⁸ Si ¹ H	² $\Pi_{1/2}$	2041.80	35.51	7.4996	0.2190	397	1.5201
²⁸ Si ² H	² $\Pi_{1/2}$	1469.32	18.23	3.8840	0.0781	105.4	1.5199
²⁸ Si ¹⁴ N	² Σ^+	1151.4	6.47	0.7311	0.00565	1.2	1.572
²⁸ Si ¹⁶ O	¹ Σ^+	1241.54	5.97	0.7267521	0.0050379	0.9923	1.50975
²⁸ Si ³² S	¹ Σ^+	749.64	2.58	0.30352788	0.00147308	0.201	1.92926
²⁸ Si ⁸⁰ Se	¹ Σ^+	580.0	1.78	0.1920117	0.0007767	0.0842	2.05832
¹²⁰ Sn ⁷⁹ Br	² $\Pi_{1/2}$	247.2	0.6				
¹²⁰ Sn ³⁵ Cl	² $\Pi_{1/2}$	351.1	1.06	0.1117	0.0004		2.361
¹¹⁸ Sn ¹⁹ F	² $\Pi_{1/2}$	577.6	2.69	0.2727	0.0014	0.26	1.944
¹²⁰ Sn ¹ H	² $\Pi_{1/2}$			5.31488		207.5	1.78146
¹²⁰ Sn ² H	² $\Pi_{1/2}$	1188.0*		2.6950	0.049	53.4	1.7770
¹²⁰ Sn ¹²⁷ I	² $\Pi_{1/2}$	199.0	0.6				
¹²⁰ Sn ¹⁶ O	¹ Σ^+	822.13	3.72	0.35571998	0.00214432	0.26638	1.83251
¹²⁰ Sn ³² S	¹ Σ^+	487.26	1.36	0.13686139	0.00050563	0.0424	2.20898
¹²⁰ Sn ⁸⁰ Se	¹ Σ^+	331.2	0.74	0.0649978	0.0001705	0.011	2.32557
¹²⁰ Sn ¹³⁰ Te	¹ Σ^+	259.5	0.50	0.04247917	0.00009543	0.0055	2.52280
⁸⁸ Sr ⁷⁹ Br	² Σ^+	216.60	0.52	0.0541847	0.0001827	0.01356	2.73522
⁸⁸ Sr ³⁵ Cl	² Σ^+	302.3	0.95				
⁸⁸ Sr ¹⁹ F	² Σ^+	502.4	2.3	0.2505346	0.0015513	0.2498	2.07537
⁸⁸ Sr ¹ H	² Σ^+	1206.2	17.0	3.6751	0.0814	135	2.1456
⁸⁸ Sr ² H	² Σ^+	841	8.6	1.8609	0.0292	34.7	2.1449
⁸⁸ Sr ¹²⁷ I	² Σ^+	173.77	0.35	0.0367097	0.0001060	0.00655	2.94364
⁸⁸ Sr ¹⁶ O	¹ Σ^+	653.5	3.96	0.33798	0.00219	0.36	1.91983
¹⁸¹ Ta ¹⁶ O	² $\Delta_{3/2}$	1028.69	3.51	0.40284	0.00182	0.2450	1.68746
¹³⁰ Te ₂	³ Σ_g^-	247.07	0.51	0.039681	0.000106	0.0044	2.5574
¹³⁰ Te ¹ H	² $\Pi_{3/2}$			5.56			1.74
¹³⁰ Te ¹⁶ O	⁰ Σ^+	797.11	4.00	0.3554	0.00237	0.27	1.825
²³² Th ¹⁶ O	¹ Σ^+	895.77	2.39	0.332644	0.001302	0.1833	1.84032
⁴⁸ Ti ¹⁶ O	³ Δ_1	1009.02	4.50	0.53541	0.00301	0.603	1.6202
²⁰⁵ Tl ⁸¹ Br	¹ Σ^+	192.10	0.39	0.0423899	0.0001276	0.0083	1.61817
²⁰⁵ Tl ³⁵ Cl	¹ Σ^+	284.71	0.86	0.09139702	0.00039784	0.0377	2.48483
²⁰⁵ Tl ¹⁹ F	¹ Σ^+	476.86	2.24	0.22315014	0.00150380	0.1955	2.08439
²⁰⁵ Tl ¹ H	¹ Σ^+	1390.7	22.7	4.806	0.154	254	1.870
²⁰⁵ Tl ² H	¹ Σ^+	987.7	12.04	2.419	0.057	60	1.869
²⁰⁵ Tl ¹²⁷ I	¹ Σ^+	150*		0.0271676	0.0000664	0.0036	2.81361
⁵¹ V ¹⁶ O	⁴ Σ^-	1011.3	4.86	0.54825	0.00352	0.6	1.5893
⁸⁹ Y ³⁵ Cl	¹ Σ	380.7	1.3	0.1160	0.0003	0.09	2.41
⁸⁹ Y ¹⁹ F	¹ Σ^+	631.29	2.50	0.29042	0.00163	0.237	1.9257
⁸⁹ Y ¹⁶ O	² Σ^+	861.0	2.9	0.3881	0.0018	0.32	1.790
¹⁷⁴ Yb ¹ H	² Σ^+	1249.54	21.06	3.9931	0.0957	161.8	2.0526
¹⁷⁴ Yb ² H	² Σ^+	886.6	10.57	2.01162	0.03425	41.60	2.0516
⁶⁴ Zn ³⁵ Cl	² Σ	390.5	1.6				
⁶⁴ Zn ¹⁹ F	² Σ	628	3.5				
⁶⁴ Zn ¹ H	² Σ^+	1607.6	55.14	6.6794	0.2500	466	1.5949
⁶⁴ Zn ² H	² Σ^+	1072	28	3.350		124	1.6054
⁶⁴ Zn ¹²⁷ I	² Σ	223.4	0.6				
⁹⁰ Zr ¹⁶ O	¹ Σ^+	969.8	4.9	0.42263	0.0023	0.319	1.7116



Wavenumber in cm^{-1}




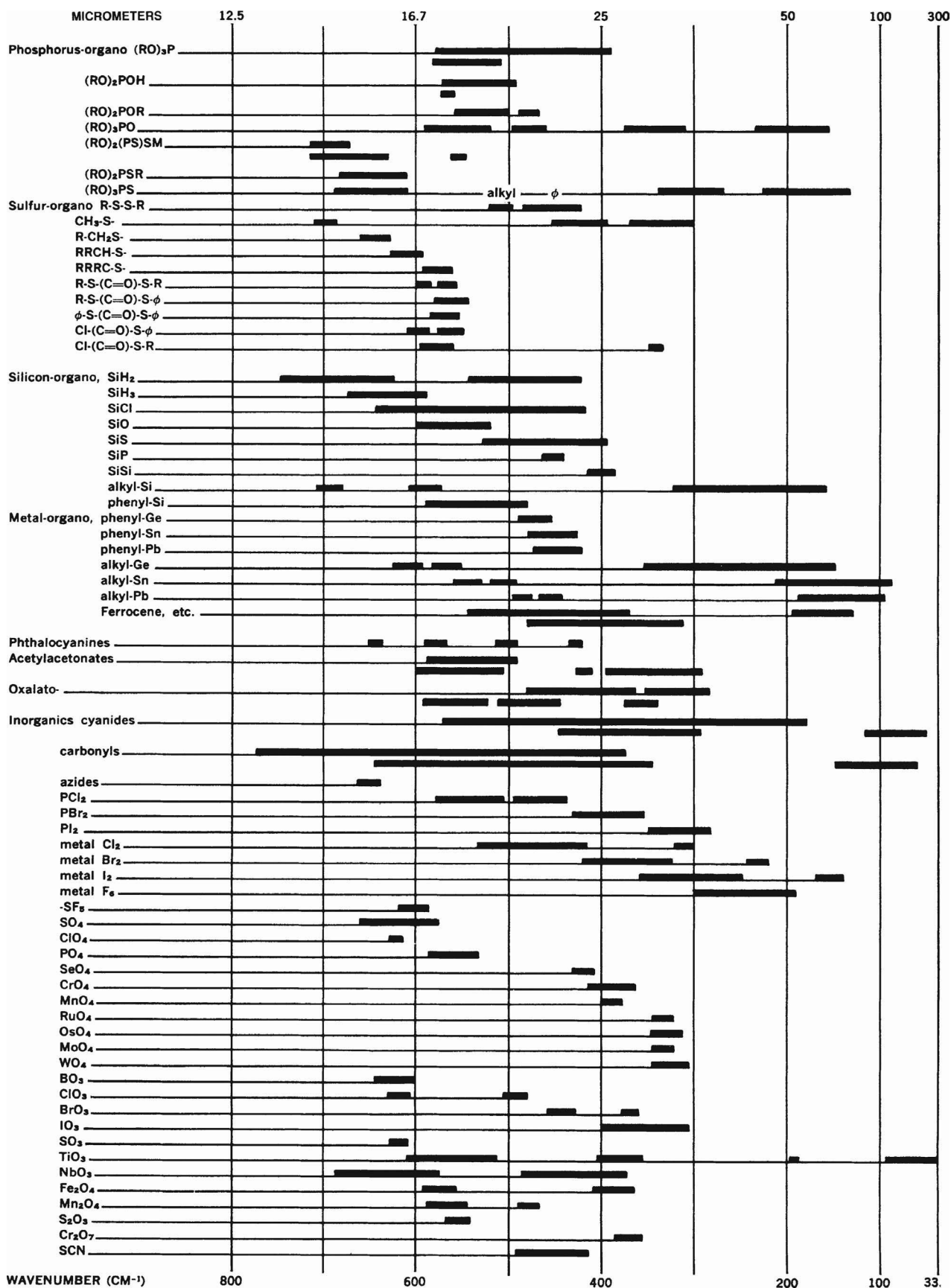
Wavenumber in cm^{-1}



LEGEND
 SP = Sharp
 S = Strong
 V = Vary
 M = Medium
 W = Weak
 Based on work done by Colthup.

Far Infrared Region





NUCLEAR SPINS, MOMENTS, AND OTHER DATA RELATED TO NMR SPECTROSCOPY

This table presents the following data relevant to nuclear magnetic resonance spectroscopy:

Z: Atomic number

Isotope: Element symbol and mass number

Abundance: Natural abundance of the isotope in percent. An * indicates a radioactive nuclide; if no value is given, the nuclide is not present in nature or its abundance is highly variable.

I: Nuclear spin

ν : Resonant frequency in megahertz for an applied field H_0 of 1 tesla (in cgs units, 10 kilogauss)

Relative sensitivity: Sensitivity relative to ^1H ($=1$) assuming an equal number of nuclei and constant temperature. Values were calculated from the expressions:

$$\text{For constant } H_0: 0.0076508(\mu/\mu_N)^3(I+1)/I^2$$

$$\text{For constant } \nu: 0.23871(\mu/\mu_N)(I+1)$$

μ/μ_N : Nuclear magnetic moment in units of the nuclear magneton μ_N

Q: Nuclear quadrupole moment in units of femtometers squared ($1 \text{ fm}^2 = 10^{-2} \text{ barn}$)

The table includes all stable nuclides of non-zero spin for which spin and magnetic moment values have been measured, as well as selected radioactive nuclides of current or potential interest. At least one isotope is included for each element through $Z = 95$ for which data are available. See Reference 1 for a complete listing of spins and moments.

The assistance of P. Pyykko in providing data on nuclear quadrupole moments is gratefully acknowledged.

References

1. Holden, N. E., "Table of the Isotopes", in Lide, D. R., Ed., *CRC Handbook of Chemistry and Physics*, 86th Ed., CRC Press, Boca Raton, FL, 2005.
2. Raghavan, P., *At. Data Nuc. Data Tables*, 42, 189, 1989.
3. Pyykko, P., *Mol. Phys.*, 19, 1617–1629, 2001.
4. Stone, N. J., <www.nndc.bnl.gov/nndc/stone_moments/>

Z	Isotope	Abundance %	I	ν /MHz for $H_0 = 1 \text{ T}$	Relative sensitivity		μ/μ_N	Q/fm ²
					Const. H_0	Const. ν		
1	¹ n	*	1/2	29.1647	0.32139	0.6850	-1.91304272	
1	¹ H	99.9850	1/2	42.5775	1.00000	1.0000	+2.792847337	
1	² H	0.0115	1	6.5359	0.00965	0.4093	+0.857438228	+0.2860
1	³ H	*	1/2	45.4148	1.21354	1.0666	+2.9789625	
2	³ He	0.000137	1/2	32.4360	0.44212	0.7618	-2.1276248	
3	⁶ Li	7.59	1	6.2661	0.00850	0.3925	+0.8220467	-0.0808
3	⁷ Li	92.41	3/2	16.5483	0.29356	1.9433	+3.25644	-4.01
4	⁹ Be	100	3/2	5.9842	0.01388	0.7027	-1.1776	+5.288
5	¹⁰ B	19.9	3	4.5752	0.01985	1.7193	+1.800645	+8.459
5	¹¹ B	80.1	3/2	13.6630	0.16522	1.6045	+2.688649	+4.059
6	¹³ C	1.07	1/2	10.7084	0.01591	0.2515	+0.7024118	
7	¹⁴ N	99.632	1	3.0777	0.00101	0.1928	+0.4037610	+2.044
7	¹⁵ N	0.368	1/2	4.3173	0.00104	0.1014	-0.2831888	
8	¹⁷ O	0.038	5/2	5.7742	0.02910	1.5822	-1.89379	-2.558
9	¹⁹ F	100	1/2	40.0776	0.83400	0.9413	+2.628868	
10	²¹ Ne	0.27	3/2	3.3631	0.00246	0.3949	-0.661797	+10.155
11	²³ Na	100	3/2	11.2688	0.09270	1.3233	+2.217522	+10.4
12	²⁵ Mg	10.00	5/2	2.6083	0.00268	0.7147	-0.85545	+19.94
13	²⁷ Al	100	5/2	11.1031	0.20689	3.0424	+3.641507	+14.66
14	²⁹ Si	4.6832	1/2	8.4655	0.00786	0.1988	-0.55529	
15	³¹ P	100	1/2	17.2515	0.06652	0.4052	+1.13160	
16	³³ S	0.76	3/2	3.2717	0.00227	0.3842	+0.6438212	-6.78
17	³⁵ Cl	75.78	3/2	4.1765	0.00472	0.4905	+0.8218743	-8.165
17	³⁷ Cl	24.22	3/2	3.4765	0.00272	0.4083	+0.6841236	-6.435
18	³⁷ Ar	*	3/2	5.819	0.01276	0.6833	+1.145	
18	³⁹ Ar	*	7/2	3.46	0.01130	1.7079	-1.59	
19	³⁹ K	93.2581	3/2	1.9893	0.00051	0.2336	+0.3914662	+5.85
19	⁴⁰ K	0.0117	4	2.4737	0.00523	1.5493	-1.298100	-7.3
19	⁴¹ K	6.7302	3/2	1.0919	0.00008	0.1282	+0.2148701	+7.11
20	⁴³ Ca	0.135	7/2	2.8688	0.00642	1.4150	-1.31726	-4.08
21	⁴⁵ Sc	100	7/2	10.3591	0.30244	5.1093	+4.756487	-22.0
22	⁴⁷ Ti	7.44	5/2	2.4041	0.00210	0.6587	-0.78848	+30.2
22	⁴⁹ Ti	5.41	7/2	2.4048	0.00378	1.1861	-1.10417	+24.7
23	⁵⁰ V	0.250	6	4.2505	0.05571	5.5904	+3.345689	+21
23	⁵¹ V	99.750	7/2	11.2133	0.38360	5.5306	+5.1487057	-5.2
24	⁵³ Cr	9.501	3/2	2.4115	0.00091	0.2832	-0.47454	-15

Z	Isotope	Abundance	<i>I</i>	ν/MHz for $H_0 = 1 \text{ T}$	Relative sensitivity		μ/μ_N	Q/fm ²
		%			Const. H_0	Const. ν		
25	⁵⁵ Mn	100	5/2	10.5763	0.17881	2.8980	+3.46872	+33
26	⁵⁷ Fe	2.119	1/2	1.3816	0.00003	0.0324	+0.0906230	
27	⁵⁹ Co	100	7/2	10.077	0.27841	4.9702	+4.627	+42
28	⁶¹ Ni	1.1399	3/2	3.8114	0.00359	0.4476	-0.75002	+16.2
29	⁶³ Cu	69.17	3/2	11.2982	0.09342	1.3268	+2.22329	-22.0
29	⁶⁵ Cu	30.83	3/2	12.1030	0.11484	1.4213	+2.38167	-20.4
30	⁶⁷ Zn	4.10	5/2	2.6694	0.00287	0.7314	+0.875479	+15.0
31	⁶⁹ Ga	60.108	3/2	10.2478	0.06971	1.2034	+2.01659	+17.1
31	⁷¹ Ga	39.892	3/2	13.0208	0.14300	1.5291	+2.56227	+10.7
32	⁷³ Ge	7.73	9/2	1.4897	0.00141	1.1546	-0.8794677	-19.6
33	⁷⁵ As	100	3/2	7.3150	0.02536	0.8590	+1.439475	+31.4
34	⁷⁷ Se	7.63	1/2	8.1571	0.00703	0.1916	+0.53506	
35	⁷⁹ Br	50.69	3/2	10.7042	0.07945	1.2570	+2.106400	+31.3
35	⁸¹ Br	49.31	3/2	11.5384	0.09951	1.3550	+2.270562	+26.2
36	⁸³ Kr	11.49	9/2	1.6442	0.00190	1.2744	-0.970669	+25.9
37	⁸⁵ Rb	72.17	5/2	4.1254	0.01061	1.1304	+1.35303	+27.6
37	⁸⁷ Rb	27.83	3/2	13.9811	0.17703	1.6418	+2.75124	+13.35
38	⁸⁷ Sr	7.00	9/2	1.8525	0.00272	1.4358	-1.093603	+33.5
39	⁸⁹ Y	100	1/2	2.0949	0.00012	0.0492	-0.1374154	
40	⁹¹ Zr	11.22	5/2	3.9748	0.00949	1.0891	-1.30362	-17.6
41	⁹³ Nb	100	9/2	10.4523	0.48821	8.1011	+6.1705	-32
42	⁹⁵ Mo	15.92	5/2	2.7874	0.00327	0.7638	-0.9142	-2.2
42	⁹⁷ Mo	9.55	5/2	2.8463	0.00349	0.7799	-0.9335	+25.5
43	⁹⁹ Tc	*	9/2	9.6294	0.38174	7.4633	+5.6847	-12.9
44	⁹⁹ Ru	12.76	5/2	1.9553	0.00113	0.5358	-0.6413	+7.9
44	¹⁰¹ Ru	17.06	5/2	2.1916	0.00159	0.6005	-0.7188	+45.7
45	¹⁰³ Rh	100	1/2	1.3477	0.00003	0.0317	-0.08840	
46	¹⁰⁵ Pd	22.33	5/2	1.957	0.00113	0.5364	-0.642	+66.0
47	¹⁰⁷ Ag	51.839	1/2	1.7331	0.00007	0.0407	-0.1136796	
47	¹⁰⁹ Ag	48.161	1/2	1.9924	0.00010	0.0468	-0.1306906	
48	¹¹¹ Cd	12.80	1/2	9.0692	0.00966	0.2130	-0.5948861	
48	¹¹³ Cd	12.22	1/2	9.4871	0.01106	0.2228	-0.6223009	
49	¹¹³ In	4.29	9/2	9.3655	0.35121	7.2588	+5.5289	+79.9
49	¹¹⁵ In	95.71	9/2	9.3856	0.35348	7.2744	+5.5408	+81
50	¹¹⁵ Sn	0.34	1/2	14.0077	0.03561	0.3290	-0.91883	
50	¹¹⁷ Sn	7.68	1/2	15.2610	0.04605	0.3584	-1.00104	
50	¹¹⁹ Sn	8.59	1/2	15.9660	0.05273	0.3750	-1.04728	
51	¹²¹ Sb	57.21	5/2	10.2551	0.16302	2.8100	+3.3634	-36
51	¹²³ Sb	42.79	7/2	5.5532	0.04659	2.7389	+2.5498	-49
52	¹²³ Te	0.89	1/2	11.2349	0.01837	0.2639	-0.7369478	
52	¹²⁵ Te	7.07	1/2	13.5454	0.03220	0.3181	-0.8885051	
53	¹²⁷ I	100	5/2	8.5778	0.09540	2.3504	+2.813273	-71.0
54	¹²⁹ Xe	26.44	1/2	11.8604	0.02162	0.2786	-0.7779763	
54	¹³¹ Xe	21.18	3/2	3.5159	0.00282	0.4129	+0.6918619	-11.4
55	¹³³ Cs	100	7/2	5.6234	0.04838	2.7735	+2.582025	-0.343
56	¹³⁵ Ba	6.592	3/2	4.2582	0.00500	0.5001	+0.837943	+16.0
56	¹³⁷ Ba	11.232	3/2	4.7634	0.00700	0.5594	+0.937365	+24.5
57	¹³⁸ La	0.090	5	5.6615	0.09404	5.3188	+3.713646	+45
57	¹³⁹ La	99.910	7/2	6.0612	0.06058	2.9895	+2.7830455	+20
58	¹³⁷ Ce	*	3/2	4.88	0.00752	0.5729	0.96	
58	¹³⁹ Ce	*	3/2	5.39	0.01012	0.6326	1.06	
58	¹⁴¹ Ce	*	7/2	2.37	0.00364	1.1708	1.09	
59	¹⁴¹ Pr	100	5/2	13.0359	0.33483	3.5720	+4.2754	-5.9
60	¹⁴³ Nd	12.2	7/2	2.319	0.00339	1.1440	-1.065	-63
60	¹⁴⁵ Nd	8.3	7/2	1.429	0.00079	0.7047	-0.656	-33
61	¹⁴³ Pm	*	5/2	11.59	0.23510	3.1748	+3.80	
61	¹⁴⁷ Pm	*	7/2	5.62	0.04827	2.7714	+2.58	+74
62	¹⁴⁷ Sm	14.99	7/2	1.7748	0.00152	0.8753	-0.8149	-26
62	¹⁴⁹ Sm	13.82	7/2	1.4631	0.00085	0.7216	-0.6718	+7.4
63	¹⁵¹ Eu	47.81	5/2	10.5856	0.17929	2.9006	+3.4718	+90.3


Z	Isotope	Abundance %	I	ν /MHz for $H_0 = 1$ T	Relative sensitivity		μ/μ_N	Q/fm ²
					Const. H_0	Const. ν		
63	¹⁵³ Eu	52.19	5/2	4.6745	0.01544	1.2809	+1.5331	+241
64	¹⁵⁵ Gd	14.80	3/2	1.312	0.00015	0.1541	-0.2582	+127
64	¹⁵⁷ Gd	15.65	3/2	1.720	0.00033	0.2020	-0.3385	+135
65	¹⁵⁹ Tb	100	3/2	10.23	0.06945	1.2019	+2.014	+143.2
66	¹⁶¹ Dy	18.91	5/2	1.4654	0.00048	0.4015	-0.4806	+250.7
66	¹⁶³ Dy	24.90	5/2	2.0508	0.00130	0.5619	+0.6726	+265
67	¹⁶⁵ Ho	100	7/2	9.0883	0.20423	4.4825	+4.173	+358
68	¹⁶⁷ Er	22.93	7/2	1.2281	0.00050	0.6057	-0.5639	+356.5
69	¹⁶⁹ Tm	100	1/2	3.531	0.00057	0.0829	-0.2316	
70	¹⁷¹ Yb	14.28	1/2	7.5261	0.00552	0.1768	+0.49367	
70	¹⁷³ Yb	16.13	5/2	2.0730	0.00135	0.5680	-0.67989	+280
71	¹⁷⁵ Lu	97.41	7/2	4.8626	0.03128	2.3983	+2.2327	+349
71	¹⁷⁶ Lu	2.59	7	3.451	0.03975	6.0516	+3.169	+497
72	¹⁷⁷ Hf	18.60	7/2	1.7282	0.00140	0.8524	+0.7935	+336.5
72	¹⁷⁹ Hf	13.62	9/2	1.0856	0.00055	0.8414	-0.6409	+379.3
73	¹⁸⁰ Ta	0.012	9	4.087	0.10610	11.5175	+4.825	
73	¹⁸¹ Ta	99.988	7/2	5.1627	0.03744	2.5463	+2.3705	+317
74	¹⁸³ W	14.31	1/2	1.7957	0.00008	0.0422	+0.1177848	
75	¹⁸⁵ Re	37.40	5/2	9.7176	0.13870	2.6627	+3.1871	+218
75	¹⁸⁷ Re	62.60	5/2	9.8170	0.14300	2.6900	+3.2197	+207
76	¹⁸⁷ Os	1.96	1/2	0.9856	0.00001	0.0231	+0.06465189	
76	¹⁸⁹ Os	16.15	3/2	3.3536	0.00244	0.3938	+0.659933	+85.6
77	¹⁹¹ Ir	37.3	3/2	0.7658	0.00003	0.0899	+0.1507	+81.6
77	¹⁹³ Ir	62.7	3/2	0.8319	0.00004	0.0977	+0.1637	+75.1
78	¹⁹⁵ Pt	33.832	1/2	9.2922	0.01039	0.2182	+0.60952	
79	¹⁹⁷ Au	100	3/2	0.7406	0.00003	0.0870	+0.145746	+54.7
80	¹⁹⁹ Hg	16.87	1/2	7.7123	0.00594	0.1811	+0.5058855	
80	²⁰¹ Hg	13.18	3/2	2.8469	0.00149	0.3343	-0.5602257	+38.6
81	²⁰³ Tl	29.524	1/2	24.7316	0.19598	0.5809	+1.6222579	
81	²⁰⁵ Tl	70.476	1/2	24.9749	0.20182	0.5866	+1.6382146	
82	²⁰⁷ Pb	22.1	1/2	9.0340	0.00955	0.2122	+0.59258	
83	²⁰⁹ Bi	100	9/2	6.9630	0.14433	5.3967	+4.1106	-51.6
84	²⁰⁹ Po	*	1/2	11.7	0.02096	0.2757	+0.77	
86	²¹¹ Rn	*	1/2	9.16	0.00997	0.2152	+0.601	
87	²²³ Fr	*	3/2	5.95	0.01362	0.6982	+1.17	+117
88	²²³ Ra	*	3/2	1.3746	0.00017	0.1614	+0.2705	+125
88	²²⁵ Ra	*	1/2	11.187	0.01814	0.2627	-0.7338	
89	²²⁷ Ac	*	3/2	5.6	0.01131	0.6564	+1.1	+170
90	²²⁹ Th	*	5/2	1.40	0.00042	0.3843	+0.46	+430
91	²³¹ Pa	*100	3/2	10.2	0.06903	1.1995	2.01	-172
92	²³⁵ U	*0.7200	7/2	0.83	0.00015	0.4082	-0.38	+493.6
93	²³⁷ Np	*	5/2	9.57	0.13264	2.6234	+3.14	+388.6
94	²³⁹ Pu	*	1/2	3.09	0.00038	0.0727	+0.203	
95	²⁴³ Am	*	5/2	4.6	0.01446	1.2532	+1.5	+421

PROTON NMR CHEMICAL SHIFTS FOR CHARACTERISTIC ORGANIC STRUCTURES

The chart below summarizes the range of chemical shifts for protons in several classes of organic compounds and substituent groups. The chemical shifts δ are given in parts per million relative to tetramethylsilane.

Reference

Mohacsi, E., *J. Chem. Edu.*, 41, 38, 1964 (with permission)



^{13}C -NMR ABSORPTIONS OF MAJOR FUNCTIONAL GROUPS

The table below lists the range of ^{13}C chemical shifts δ in parts per million relative to tetramethylsilane, in descending order, for various functional groups. Examples of simple compounds for each family are given to illustrate the correlations. The shifts for the carbons of interest, which are italicized, are given in parentheses; when two or more values appear, they refer to the sequence of italicized carbon atoms from left to right in the formula.

δ (ppm)	Group	Family	Example (δ of italicized carbon)		
220-165	$>\text{C}=\text{O}$	Ketones	$(\text{CH}_3)_2\text{CO}$	(206.0)	
			$(\text{CH}_3)_2\text{CHCOCH}_3$	(212.1)	
			CH_3CHO	(199.7)	
		Aldehydes	α,β -Unsaturated	$\text{CH}_3\text{CH}=\text{CHCHO}$	(192.4)
			carbonyls	$\text{CH}_2=\text{CHCOCH}_3$	(169.9)
		Carboxylic acids		HCO_2H	(166.0)
				$\text{CH}_3\text{CO}_2\text{H}$	(178.1)
			Amides	HCONH_2	(165.0)
		Esters		CH_3CONH_2	(172.7)
				$\text{CH}_3\text{CO}_2\text{CH}_2\text{CH}_3$	(170.3)
				$\text{CH}_2=\text{CHCO}_2\text{CH}_3$	(165.5)
				C_6H_6	(128.5)
		140-120	$>\text{C}=\text{C}<$	Aromatic	
Alkenes	$\text{CH}_2=\text{CH}_2$				(123.2)
	$\text{CH}_2=\text{CHCH}_3$			(115.9, 136.2)	
	$\text{CH}_2=\text{CHCH}_2\text{Cl}$			(117.5, 133.7)	
	$\text{CH}_3\text{CH}=\text{CHCH}_2\text{CH}_3$			(132.7)	
	CH_3-CN			(117.7)	
125-115	$-\text{CN}$	Nitriles		(117.7)	
		Alkynes	HCCH	(71.9)	
80-70	$-\text{CC}-$		CH_3CCH_3	(73.9)	
			$\text{CH}_3\text{OOCH}_2\text{CH}_3$	(57.6, 67.9)	
70-45	$-\text{C}-\text{O}$	Esters		(57.6, 67.9)	
		Alcohols	HOCH_3	(49.0)	
			HOCH_2CH_3	(57.0)	
40-20	$-\text{C}-\text{NH}_2$	Amines	CH_3NH_2	(26.9)	
			$\text{CH}_3\text{CH}_2\text{NH}_2$	(35.9)	
			$\text{C}_6\text{H}_5-\text{S}-\text{CH}_3$	15.6	
			CH_4	(-2.3)	
30-15	$-\text{S}-\text{CH}_3$	Sulfides (thioethers)		15.6	
		Alkanes, cycloalkanes	CH_4	(-2.3)	
CH_3CH_3	(5.7)				
$\text{CH}_3\text{CH}_2\text{CH}_3$	(15.8, 16.3)				
$\text{CH}_3\text{CH}_2\text{CH}_2\text{CH}_3$	(13.4, 25.2)				
$\text{CH}_3\text{CH}_2\text{CH}_2\text{CH}_2\text{CH}_3$	(13.9, 22.8, 34.7)				
Cyclohexane	(26.9)				
30-(-2.3)	$-\text{C}-\text{H}$				

References

1. Yoder, C. H. and Schaeffer, C. D., Jr., *Introduction to Multinuclear NMR: Theory and Application*, Benjamin/Cummings, Menlo Park, CA, 1987.
2. Silverstein, R. M., Bassler, G. C., and Morrill, T. C., *Spectrometric Identification of Organic Compounds*, John Wiley & Sons, New York, 1981.
3. Brown, D. W., A Short Set of ^{13}C NMR Correlation Tables, *J. Chem. Educ.*, 62, 209, 1985.

BOND LENGTHS IN ORGANOMETALLIC COMPOUNDS

This table summarizes the average values of interatomic distances of representative metal–ligand bonds. Sigma bonds between *d*- and *f*-block metals and the elements C, N, O, P, S, and As are included. The values are extracted from a much larger list in Reference 1. The tabulated values are the unweighted means of reported measurements on compounds in each category. If four or more measurements are available, the standard deviation is given in parentheses. All values are in Ångstrom units (10^{-10} m).

The first part of the table covers metal-carbon bonds in different ligand categories, while the second part covers metal bonds to

other elements. R stands for any alkyl group; Me for a CH_3 group; C_6R_5 indicates an aryl group; and $\text{C}(=\text{O})\text{R}$ an acyl group. Metals are listed in atomic number order.

Reference

- Orpen, A. G., Brammer, L., Allen, F.H., Kennard, O., Watson, D. G., and Taylor, R., *J. Chem. Soc. Dalton Trans.*, 1989, S1-S83.

M	M-CH ₃	M-CH ₂ R	M-CR=CR ₂	M-C ₆ R ₅	M-C(=O)R
Ti		2.167	2.215(0.042)	2.148	
V				2.114(0.012)	
Cr	2.168		2.035(0.009)	2.075(0.019)	
Mn	2.095(0.030)	2.176(0.024)	2.007	2.064(0.021)	2.044
Fe	2.074	2.091(0.030)	1.991(0.039)	2.031(0.062)	1.997(0.033)
Co	2.014(0.023)	2.039(0.032)	1.934(0.019)	1.974	1.990
Ni	2.029	1.964	1.892(0.017)	1.917(0.038)	1.850(0.059)
Cu				2.020	
Zn		1.964			
Zr	2.292(0.049)		2.257		
Nb	2.336	1.319			
Mo	2.254(0.065)	2.250(0.061)	2.204(0.049)	2.193(0.054)	2.109
Ru	2.179(0.045)	2.036(0.010)	2.063	2.092(0.057)	2.091
Rh	2.092(0.027)	2.100	2.040(0.054)	2.011(0.026)	1.995(0.031)
Pd		2.028	2.000(0.024)	1.981(0.032)	1.982(0.029)
Hf	2.275(0.049)		2.205		
Ta	2.217(0.035)	2.225(0.056)		2.199(0.073)	
W	2.189(0.039)	2.175	2.224		
Re	2.173(0.051)	2.290		2.027	2.190(0.027)
Os		2.221	2.052	2.090(0.032)	2.161
Ir	2.175		2.071(0.044)	2.070(0.038)	2.019
Pt	2.083(0.045)	2.062(0.031)	2.024(0.037)	2.049(0.046)	1.991(0.025)
Au	2.066(0.045)		2.042	2.059(0.024)	
Hg	2.072(0.026)	2.125		2.086(0.040)	
Th	2.567				

M	M-NH ₃	M-OH ₂	M-PMe ₃	M-SR	M-AsR ₃
Ti		2.066(0.052)		2.369	2.686
V		2.129(0.131)	2.510(0.010)	2.378(0.007)	
Cr	2.069(0.008)	1.997(0.070)	2.389(0.069)	2.362	2.460(0.040)
Mn		2.189(0.040)	2.455(0.164)	2.366(0.054)	2.400(0.013)
Fe		2.085(0.066)	2.246(0.042)	2.271(0.028)	2.352(0.043)
Co	1.965(0.021)	2.085(0.064)	2.217(0.043)	2.254(0.025)	2.323(0.021)
Ni	2.074(0.093)	2.079(0.038)	2.204(0.031)	2.187(0.007)	2.333(0.035)
Cu	1.987(0.017)	2.186(0.215)			2.367(0.016)
Zn	2.044	2.090(0.061)		2.295	
Y		2.398(0.068)			
Zr			2.692		
Nb		2.248(0.137)			2.741(0.008)
Mo	2.217	2.201(0.094)	2.462(0.046)	2.401(0.050)	2.582(0.036)
Ru	2.126(0.024)	2.074(0.051)	2.307(0.050)		2.446(0.031)
Rh	2.114(0.018)	2.190(0.096)	2.266(0.036)		2.416(0.039)
Pd	2.032	2.200	2.287(0.018)		2.386(0.052)
Ag		2.350			
Cd		2.318(0.065)		2.444	
La		2.556(0.062)			
Ce		2.565(0.063)			
Pr		2.518(0.038)			
Nd		2.533(0.058)			
Sm		2.459(0.050)			
Eu		2.441(0.055)			
Gd		2.443(0.074)			
Tb		2.455			
Dy		2.409(0.074)			
Ho		2.407(0.069)			
Er		2.404(0.083)			
Yb		2.353(0.066)			
Lu		2.404(0.116)			
Ta			2.589(0.044)		
W		2.115(0.065)	2.485(0.039)		
Re	2.253	2.199(0.091)	2.369(0.065)		2.575(0.006)
Os	2.136	2.166	2.328(0.029)		
Ir	2.050(0.021)		2.323(0.028)	2.461	
Pt			2.295(0.036)	2.320(0.015)	2.366(0.058)
Au		2.157		2.293	
Hg		2.690(0.083)		2.402(0.065)	
Th		2.483(0.032)			
U		2.455(0.047)			

CHARACTERISTIC BOND LENGTHS IN FREE MOLECULES

This is a summary of typical bond lengths in gas-phase molecules. The value given for each bond is near the mid-range of values found in simple molecules. Bond lengths usually vary by 1 or 2%, and often by more, depending on the nature of the other bonds attached to the two atoms in question. References 1 and 2 give bond lengths in individual gas-phase molecules, as determined by spectroscopic and electron diffraction methods.

All bond distances are given in Å ($1 \text{ \AA} = 10^{-10} \text{ m}$).

References

1. "Bond Lengths and Angles in Gas-Phase Molecules", *CRC Handbook of Chemistry and Physics*, 86th Edition, 2005, p. 9-19.
2. Harmony, M. D., Laurie, V. W., Kuczowski, R. L., Schwendeman, R. H., Ramsay, D. A., Lovas, F. J., Lafferty, W. J., and Maki, A. G., Molecular structure of gas-phase polyatomic molecules determined by spectroscopic methods, *J. Phys. Chem. Ref. Data* 8, 619, 1979.
3. Lide, D. R., "A survey of carbon-carbon bond lengths", *Tetrahedron* 17, 125, 1962.

A. Characteristic lengths of single bonds.

	As	Br	C	Cl	F	Ge	H	I	N	O	P	S	Sb	Se	Si
As	2.10														
Br	2.32	2.28													
C	1.96	1.94	1.53												
Cl	2.17	2.14	1.79	1.99											
F	1.71	1.76	1.39	1.63	1.41										
Ge		2.30	1.95	2.15	1.73	2.40									
H	1.51	1.41	1.09	1.28	0.92	1.53	0.74								
I		2.47	2.13	2.32	1.91	2.51	1.61	2.67							
N			1.46	1.90	1.37		1.02		1.45						
O			1.42	1.70	1.42		0.96		1.43	1.48					
P		2.22	1.85	2.04	1.57		1.42		1.65		2.25				
S		2.24	1.82	2.05	1.56		1.34					2.00			
Sb				2.33			1.70								
Se			1.95		1.71		1.47							2.33	
Si		2.21	1.87	2.05	1.58		1.48	2.44		1.63		2.14			2.33
Sn			2.14	2.28			1.71	2.67							
Te					1.82		1.66								

B. Lengths of multiple bonds (non-ring molecules).

C=C	1.34
C≡C	1.20
C=N	1.21
C≡N	1.16
C=O	1.21
C=S	1.61
N=N	1.24
N≡N	1.13
N=O	1.18
O=O	1.21

C. Effect of environment on carbon-carbon single bonds (other single bonds not shown). From Reference 3.

Configuration	C-C length	Examples of molecules
C-C	1.526	$\text{H}_3\text{C}-\text{CH}_3$
C-C=	1.501	$\text{H}_3\text{C}-\text{CH}=\text{CH}_2$
C-C≡	1.459	$\text{H}_3\text{C}-\text{C}\equiv\text{CH}$
=C-C=	1.467	$\text{H}_2\text{C}=\text{CH}-\text{CH}=\text{CH}_2$
≡C-C=	1.445	$\text{HC}\equiv\text{C}-\text{CH}=\text{CH}_2$
≡C-C≡	1.378	$\text{HC}\equiv\text{C}-\text{C}\equiv\text{CH}$

D. Some metal-carbon bond lengths in gas-phase molecules.

Al-C	1.96	Bi-C	2.26	Pb-C	2.24
B-C	1.58	Cd-C	2.11	Sn-C	2.14
Be-C	1.70	Hg-C	2.08	Zn-C	1.93

LINE SPECTRA OF THE ELEMENTS

Joseph Reader and Charles H. Corliss

The original tables from which this table was derived were prepared under the auspices of the Committee on Line Spectra of the Elements of the National Academy of Sciences-National Research Council. The table contains the outstanding spectral lines of neutral (I) and singly ionized (II) atoms of the elements from hydrogen through plutonium ($Z = 1-94$); selected strong lines from doubly ionized (III), triply ionized (IV), and quadruply ionized (V) atoms are also included. Listed are lines that appear in emission from the vacuum ultraviolet to the far infrared. These lines were selected from much larger lists in such a way as to include the stronger observed lines in each spectral region. A more extensive list may be found in Reference 1.

The data were compiled by the following contributors.

J. G. Conway — Lawrence Berkeley Laboratory
C. H. Corliss — National Bureau of Standards
R. D. Cowan — Los Alamos Scientific Laboratory
C. R. Cowley — University of Michigan
Henry M. and Hannah Crosswhite — Argonne National Laboratory
S. P. Davis — University of California, Berkeley
V. Kaufman — National Bureau of Standards
R. L. Kelly — Naval Postgraduate School
J. F. Kielkopf — University of Louisville
W. C. Martin — National Bureau of Standards
T. K. McCubbin — Pennsylvania State University
L. J. Radziemski — Los Alamos Scientific Laboratory
J. Reader — National Bureau of Standards
C. J. Sansonetti — National Bureau of Standards
G. V. Shalimoff — Lawrence Berkeley Laboratory
R. W. Stanley — Purdue University
J. O. Stoner, Jr. — University of Arizona
H. H. Stroke — New York University
D. R. Wood — Wright State University
E. F. Worden — Lawrence Livermore Laboratory
J. J. Wynne — International Business Machines Corporation
R. Zalubas — National Bureau of Standards

All wavelengths are given in Ångstrom units (10^{-10} m). Below 2000 Å the wavelengths are in vacuum (except for the Cu II line at 1999.698 Å, which is in air); above 2000 Å the wavelengths are in air. Wavelengths given to three decimal places have an uncertainty of less than 0.001 Å and are therefore suitable for calibration purposes. In the air region, the elements used most commonly for calibration are Ne, Ar, Kr, Fe, Th, and Hg; in the vacuum region, the most common are C, N, O, Si, Cu.

All data refer to natural isotopic abundance of the elements except that Kr I and Kr II lines below 11,000 Å given to three decimal

places are for ^{86}Kr . A separate table for ^{198}Hg contains accurately known wavelengths that are frequently used for calibration.

A large number of the lines for neutral and singly ionized atoms were extracted from the National Bureau of Standards (NBS) *Tables of Spectral-Line Intensities* (Reference 2). The intensities of these lines represent quantitative estimates of relative line strengths that take account of varying detection sensitivity at different wavelengths. They are on a linear scale. For nearly all of the other lines the intensities represent qualitative estimates of the relative strengths of lines not greatly separated in wavelength. Because different observers frequently use different scales for their intensity estimates, these intensities are useful only as a rough indication of the appearance of a spectrum. In some cases the intensity scale is not intended to be linear. In the first and second spectra the intensities of the lines of the singly ionized atom (II) relative to those of the neutral atom (I) should be used with caution, inasmuch as the concentration of ions in a light source depends greatly on the excitation conditions.

Descriptive symbols that follow the wavelength have the following meanings:

c — complex
d — line consists of two unresolved lines
h — hazy
l — shaded to longer wavelengths
s — shaded to shorter wavelengths
p — perturbed by a close line
r — easily reversed
w — wide

The table is arranged alphabetically by element name (not symbol); for each element the lines are listed by wavelength. References to the sources of data for each element are given at the end of the table, starting on page 10-89.

General References

1. Reader, J., Corliss, C. H., Wiese, W. L., and Martin, G. A., *Tables of Line Spectra of the Elements, Part 1. Wavelengths and Intensities*, Nat. Stand. Ref. Data Sys.- Nat. Bur. Standards (U.S.), No. 68, 1980.
2. Meggers, W. F., Corliss, C. H., and Scribner, B. F., *Tables of Spectral Line Intensities, Part 1. Arranged by Elements*, Nat. Bur. Stand. (U.S.), Monograph 145, 1975.
3. Fuhr, J. R., Martin, W. C., Musgrove, A., Sugar, J., and Wiese, W. L., "NIST Atomic Spectroscopic Database" ver. 1.1, January 1996. *NIST Physical Reference Data*, National Institute of Standards and Technology, Gaithersburg, MD. Available at the WWW address: <http://physics.nist.gov/PhysRefData/contents.html>

Intensity	Wavelength/Å		Intensity	Wavelength/Å		Intensity	Wavelength/Å		Intensity	Wavelength/Å	
<i>Actinium Ac Z = 89</i>			900	1582.04	IV	110	2368.11	I	290	6068.43	II
2000 h	2952.55	III	800	1584.46	IV	180	2369.30	I	110	6068.53	II
2000 h	3392.78	III	125	1596.059	II	140	2370.22	I	450	6073.23	II
3000	3487.59	III	700	1605.766	III	160	2372.07	I	110	6181.57	II
2000 s	3863.12	II	100	1611.814	III	850	2373.12	I	150	6181.68	II
3000 s	4088.44	II	800	1611.874	III	170	2373.35	I	290	6182.28	II
3000 s	4168.40	II	150	1625.627	II	110	2373.57	I	220	6182.45	II
100	4179.98	I	800	1639.06	IV	240	2567.98	I	450 h	6183.42	II
20	4183.12	I	100	1644.235	II	480	2575.10	I	450	6201.52	II
20	4194.40	I	100	1644.809	II	110	2637.70	II	360	6201.70	II
20 l	4384.53	I	1000	1670.787	II	150	2652.48	I	290	6226.18	II
20	4396.71	I	100	1686.250	II	200	2660.39	I	360	6231.78	II
2000 h	4413.09	III	800	1719.440	II	160	2669.17	II	450	6243.36	II
20	4462.73	I	500	1721.244	II	650	2816.19	II	450	6335.74	II
3000 h	4569.87	III	900	1721.271	II	150	3041.28	II	360	6696.02	I
1000	5910.85	II	500	1724.952	II	360	3050.07	I	230	6698.67	I
20	6359.86	I	900	1724.984	II	450	3057.14	I	110	7361.57	I
20 l	6691.27	I	350	1760.104	II	150	3074.64	II	140	7362.30	I
<i>Aluminum Al Z = 13</i>			300	1761.975	II	4500 r	3082.153	I	230	7835.31	I
900	125.53	V	290	1763.00	I	7200 r	3092.710	I	290	7836.13	I
800	126.07	V	500	1763.869	II	1800 r	3092.839	I	110	8075.35	I
800	130.41	V	700	1763.952	II	150	3428.92	II	290	8640.70	II
1000	130.85	V	450	1765.64	I	150	3443.64	I	360	8772.87	I
900	131.00	V	300	1765.815	II	900	3492.23	IV	450	8773.90	I
900	131.44	V	450	1766.38	I	800	3508.46	IV	110	8828.91	I
800	160.07	IV	400	1767.731	II	450	3586.56	II	180	8841.28	I
1000	278.69	V	450	1769.14	I	360	3587.07	II	140	8923.56	I
900	281.39	V	1000	1818.56	IV	290	3587.45	II	150	9290.65	II
70	486.884	III	600	1828.588	II	870	3601.63	III	110	9290.75	II
30	486.912	III	400	1832.837	II	220	3651.06	II	150	10076.29	II
250	511.138	III	250	1834.808	II	110	3651.10	II	110	10768.36	I
150	511.191	III	1000	1854.716	III	150	3654.98	II	140	10782.04	I
500	560.317	III	300	1855.929	II	290	3655.00	II	110	10872.98	I
200	560.433	III	700	1858.026	II	450	3900.68	II	230	10891.73	I
100	670.068	III	120	1859.980	II	4500 r	3944.006	I	450	11253.19	I
200	671.118	III	1000	1862.311	II	9000 r	3961.520	I	570	11254.88	I
500	695.829	III	600	1862.790	III	110	3995.86	II	570	13123.41	I
400	696.217	III	200	1929.978	II	290	4226.81	II	450	13150.76	I
200	725.683	III	150	1931.048	II	870	4529.19	III	230	16718.96	I
300	726.915	III	200	1932.377	II	150	4585.82	II	300	16750.56	I
400	855.034	III	400	1934.503	II	110	4588.19	II	140	16763.36	I
500	856.746	III	150	1934.713	II	550	4666.80	II	300	21093.04	I
400	892.024	III	300	1935.840	III	110	4898.76	II	360	21163.75	I
50	893.887	III	200	1935.949	III	110	4902.77	II	<i>Antimony Sb Z = 51</i>		
450	893.897	III	150	1936.907	II	150	5280.21	II	15	722.86	III
800	1042.17	IV	220	1939.261	II	290	5283.77	II	15	732.33	III
50	1191.812	II	700	1990.531	II	150	5285.85	II		861.5	IV
900	1237.19	IV	150	2016.052	II	110	5312.32	II	4	876.84	II
900	1257.62	IV	150	2016.234	II	220	5316.07	II	4	921.07	II
800	1264.18	IV	100	2016.368	II	150	5371.84	II	6	983.57	II
1000	1272.76	IV	200	2074.008	II	180	5557.06	I	15	999.62	III
150	1350.18	II	700	2094.264	II	110	5557.95	I	6	1001.13	II
800	1384.13	III	150	2094.744	II	450	5593.23	II	6	1009.43	II
800	1447.51	IV	300	2094.791	II	1200	5696.60	III	40	1011.94	III
800	1494.79	IV	100	2095.104	II	1000	5722.73	III	6	1052.21	II
1000	1526.14	V	200	2095.141	II	110	5853.62	II	8	1056.27	II
800	1537.54	IV	400	2269.10	I	220	5971.94	II	8	1057.32	II
800	1539.830	II	120	2269.22	I	290	6001.76	II	40	1065.90	III
1000	1557.25	IV	140	2321.56	I	220	6001.88	II	6	1073.81	II
100	1569.385	II	460	2367.05	I	450	6006.42	II	30	1075.82	III
			110	2367.61	I	150	6061.11	II		1087.6	IV

Intensity	Wavelength/Å		Intensity	Wavelength/Å		Intensity	Wavelength/Å		Intensity	Wavelength/Å	
8	1104.32	V	100 r	2139.69	I	15	4514.50	II	4	447.53	V
30	1151.49	III	10	2141.80	II	30	4596.90	II	18	449.06	V
40	1157.74	III	50 r	2141.83	I	20	4599.09	II	4	449.49	V
	1199.1	IV	100 r	2144.86	I	15	4604.77	II	3	458.12	V
50	1205.20	III	1500 r	2175.81	I	30	4647.32	II	2	458.98	V
50	1210.64	III	250 r	2179.19	I	20	4675.74	II	6 p	461.23	V
12	1226.00	V	200 r	2201.32	I	40	4711.26	II	3	462.42	V
6	1230.30	II	300 r	2208.45	I	20	4757.81	II	7	463.94	V
8	1274.98	II	150 r	2220.73	I	20	4765.36	II	30	487.227	II
20	1306.69	III	100	2221.98	I	30	4784.03	II	50	490.650	II
8	1327.40	II	120 r	2224.93	I	20	4802.01	II	30	490.701	II
6	1358.04	II	300 r	2262.51	I	20	4832.82	II	30	519.327	II
8	1384.70	II	120	2288.98	I	20	4877.24	II	3	522.09	V
20	1404.18	III	150 r	2293.44	I	15	4947.40	II	5	524.19	V
6	1407.83	II	300 r	2306.46	I	15	5044.56	II	6	527.69	V
8	1436.49	II	2500 r	2311.47	I	20	5238.94	II	30	542.912	II
20 r	1486.57	I	150	2315.89	I	20	5354.24	II	200	543.203	II
40 h	1491.36	I	400 h	2373.67	I	40 h	5556.10	I	70	547.461	II
	1499.2	IV	300 h	2383.64	I	100 l	5632.02	I	2	554.50	V
12	1505.70	V	100	2395.22	I	30	5639.75	II	70	556.817	II
50 r	1512.57	I	150	2422.13	I	60 h	5830.34	I	5	558.48	V
12	1524.47	V	250	2426.35	I	100	6005.21	II	70	573.362	II
120 r	1532.74	I	400 r	2445.51	I	20	6053.41	II	30	576.736	II
80 r	1535.06	I	400	2478.32	I	30	6079.80	II	70	580.263	II
6	1565.51	II	150	2480.44	I	50	6130.04	II	30	583.437	II
8	1576.11	II	100	2510.54	I	20	6154.94	II	70	597.700	II
7	1581.36	II	2000 r	2528.52	I	20	6611.49	I	30	602.858	II
80 r	1599.96	I	15	2528.54	II	30	6647.44	II	30	612.372	II
10	1606.98	II	10	2567.75	II	30 h	7648.28	I	6	623.77	IV
200 w	1612.8	I	150	2574.06	I	80	7844.44	I	3	635.12	V
100 w	1623.3	I	15	2590.13	III	200	7924.65	I	500	661.867	II
20	1657.04	II	1500 r	2598.05	I	60	8411.69	I	30	664.562	II
100 w	1662.6	I	500 r	2598.09	I	150	8572.64	I	200	666.011	II
15	1673.89	III	300 r	2612.31	I	100	8619.55	I	1000	670.946	II
15	1711.84	III	12	2617.17	III	400	9518.68	I	3000	671.851	II
80 r	1716.93	I	200 r	2652.60	I	400	9949.14	I	70	676.242	II
150 r	1717.45	I	20	2669.39	III	200	10078.49	I	30	677.952	II
150 r	1723.43	I	300 r	2670.64	I	300	10261.01	I	30	679.218	II
15	1725.33	III	200 r	2682.76	I	200	10585.60	I	200	679.401	II
100 r	1736.19	I	120	2692.25	I	1000	10677.41	I	10	683.28	IV
100 h	1765.76	I	150 r	2718.90	I	800	10741.94	I	7	688.39	IV
100 r	1780.87	I	400 r	2769.95	I	80	10794.11	I	12 p	689.01	IV
100 r	1788.24	I	1000 r	2877.92	I	600	10839.73	I	6	699.41	IV
150	1800.18	I	15	2980.96	II	200	10868.58	I	8	700.28	IV
50 r	1810.50	I	500 r	3029.83	I	400	10879.55	I	3	705.35	V
80 r	1814.20	I	600 r	3232.52	I	300	11012.79	I	5	709.20	V
100	1829.50	I	20	3241.28	II	150	11266.23	I	4	715.60	V
50 r	1868.17	I	700 r	3267.51	I	5	12116.06	I	3	715.65	V
300 r	1871.15	I	15	3498.46	II				200	718.090	II
150 r	1882.56	I	25	3637.80	II	<i>Argon Ar Z = 18</i>			3000	723.361	II
100	1927.08	I	250	3637.83	I	3	336.56	V	2	725.11	V
200 r	1950.39	I	20	3722.78	II	3	337.56	V	500	725.548	II
60 r	2029.49	I	200 r	3722.79	I	6	338.00	V	70	730.930	II
70 r	2039.77	I	20	3850.22	II	2	338.43	V	200	740.269	II
150 r	2049.57	I	200	4033.55	I	2	339.01	V	200	744.925	II
1000 r	2068.33	I	20	4033.56	II	3	339.89	V	70	745.322	II
100	2079.56	I	20	4133.63	II	3	350.88	V	4	754.20	IV
50 r	2098.41	I	15	4140.54	II	4	396.87	IV	5	761.47	IV
80 r	2118.48	I	15	4195.17	II	4	398.55	IV	12	769.15	III
100 r	2127.39	I	20	4219.07	II	2	436.67	V	5	800.57	IV
50 r	2137.05	I	20	4314.32	II	5	446.00	V	10	801.09	IV
						8	446.95	V			

Intensity	Wavelength/Å		Intensity	Wavelength/Å		Intensity	Wavelength/Å		Intensity	Wavelength/Å	
10	801.41	IV	12	2293.03	III	12	2913.00	IV	35	3718.206	II
5	801.91	IV	4	2299.72	IV	11	2926.33	IV	70	3729.309	II
20	802.859	I	10	2300.85	III	200	2942.893	II	50	3737.889	II
100	806.471	I	15	2302.17	III	100	2979.050	II	150	3765.270	II
60	806.869	I	9	2317.00	III	10	3010.02	III	50	3766.119	II
30	807.218	I	15	2317.47	III	12	3024.05	III	20	3770.369	I
40	807.653	I	12	2318.04	III	50	3033.508	II	20	3770.520	II
50	809.927	I	10	2319.13	III	6	3037.98	IV	25	3780.840	II
120	816.232	I	10	2319.37	III	12	3054.82	III	20	3795.37	III
70	816.464	I	9	2345.17	III	10	3064.77	III	25	3803.172	II
80	820.124	I	7	2351.67	III	8	3077.40	IV	50	3809.456	II
4	822.16	V	9	2360.26	III	10	3078.15	III	7	3834.679	I
120	825.346	I	10	2395.63	III	50	3093.402	II	70	3850.581	II
120	826.365	I	12	2399.15	III	7	3110.41	III	10	3858.32	III
5	827.05	V	10	2413.20	III	7	3127.90	III	35	3868.528	II
3	827.35	V	7	2415.61	III	8	3200.37	I	7	3907.84	III
150	834.392	I	10	2418.82	III	20	3243.689	II	35	3925.719	II
4 p	834.88	V	5	2420.456	II	25	3285.85	III	50	3928.623	II
100	835.002	I	12	2423.52	III	25	3293.640	II	25	3932.547	II
2	836.13	V	12	2423.93	III	20	3301.88	III	70	3946.097	II
15	840.03	IV	7	2443.69	III	20	3307.228	II	7	3947.505	I
100	842.805	I	8	2447.71	IV	15	3311.25	III	35	3948.979	I
20	843.77	IV	8	2472.95	III	7	3319.34	I	8	3960.53	III
25	850.60	IV	7	2476.10	III	7	3323.59	III	20	3979.356	II
180	866.800	I	12	2488.86	III	25	3336.13	III	35	3994.792	II
150	869.754	I	12	2513.28	IV	20	3344.72	III	50	4013.857	II
10	871.10	III	10	2516.789	II	25	3350.924	II	6	4023.60	III
9	875.53	III	6	2518.40	IV	15	3358.49	III	50	4033.809	II
180 r	876.058	I	9	2525.69	IV	7	3361.28	III	20	4035.460	II
12	878.73	III	10	2534.709	II	7	3373.47	I	150	4042.894	II
8	879.62	III	15	2562.087	II	25	3376.436	II	50	4044.418	I
180 r	879.947	I	12	2562.17	IV	25	3388.531	II	100	4052.921	II
9	883.18	III	10	2568.07	IV	15	3391.85	III	200	4072.005	II
10	887.40	III	7	2569.53	IV	7	3393.73	I	70	4072.385	II
150	894.310	I	12	2599.47	IV	7	3417.49	III	25	4076.628	II
5	900.36	IV	10	2608.06	IV	9	3424.25	III	35	4079.574	II
9	901.17	IV	7	2608.44	IV	8	3438.04	III	25	4082.387	II
1000	919.781	II	12	2615.68	IV	7	3461.07	I	150	4103.912	II
1000	932.054	II	6	2619.98	IV	9	3471.32	III	300	4131.724	II
1000 r	1048.220	I	12	2621.36	IV	70	3476.747	II	5	4146.70	III
500 r	1066.660	I	12	2624.92	IV	20	3478.232	II	35	4156.086	II
7	1669.67	III	7	2631.90	III	20	3480.55	III	400	4158.590	I
7	1673.42	III	15	2640.34	IV	50	3491.244	II	50	4164.180	I
7	1675.48	III	10	2654.63	III	100	3491.536	II	35	4179.297	II
9	1914.40	III	8	2674.02	III	12	3499.67	III	50	4181.884	I
7	1915.56	III	9	2678.38	III	15	3503.58	III	100	4190.713	I
10	2125.16	III	9	2682.63	IV	70	3509.778	II	50	4191.029	I
15	2133.87	III	10	2724.84	III	8	3511.12	III	200	4198.317	I
10	2138.59	III	14	2757.92	IV	70	3514.388	II	400	4200.674	I
10	2148.73	III	7	2762.23	III	70	3545.596	II	25	4218.665	II
15	2166.19	III	10	2776.26	IV	70	3545.845	II	25	4222.637	II
10	2168.26	III	12	2784.47	IV	7	3554.306	I	25	4226.988	II
20	2170.23	III	14	2788.96	IV	100	3559.508	II	100	4228.158	II
25	2177.22	III	7	2797.11	IV	100	3561.030	II	100	4237.220	II
8	2184.06	III	16	2809.44	IV	70	3576.616	II	25	4251.185	I
10	2188.22	III	10	2830.25	IV	25	3581.608	II	200	4259.362	I
15	2192.06	III	7	2842.88	III	50	3582.355	II	100	4266.286	I
7	2248.73	III	8	2855.29	III	70	3588.441	II	70	4266.527	II
10	2279.10	III	6	2874.40	IV	7	3606.522	I	150	4272.169	I
7	2281.22	III	9	2884.12	III	25	3622.138	II	550	4277.528	II
7	2282.21	III	25	2891.612	II	20	3639.833	II	20	4282.898	II

Intensity	Wavelength/Å		Intensity	Wavelength/Å		Intensity	Wavelength/Å		Intensity	Wavelength/Å	
100	4300.101	I	25	5165.773	II	7	6951.478	I	200	10673.565	I
25	4300.650	II	20	5187.746	I	7	6960.250	I	11	10681.773	I
70	4309.239	II	20	5216.814	II	10000	6965.431	I	7	10683.034	II
200	4331.200	II	7	5221.271	I	150	7030.251	I	30	10733.87	I
50	4332.030	II	5	5421.352	I	10000	7067.218	I	30	10759.16	I
100	4333.561	I	10	5451.652	I	100	7068.736	I	7	10812.896	II
50	4335.338	I	25	5495.874	I	25	7107.478	I	11	11078.869	I
25	4345.168	I	5	5506.113	I	25	7125.820	I	30	11106.46	I
800	4348.064	II	25	5558.702	I	1000	7147.042	I	12	11441.832	I
50	4352.205	II	10	5572.541	I	15	7158.839	I	400	11488.109	I
25	4362.066	II	35	5606.733	I	70	7206.980	I	200	11668.710	I
50	4367.832	II	20	5650.704	I	15	7265.172	I	12	11719.488	I
200	4370.753	II	10	5739.520	I	7	7270.664	I	200	12112.326	I
70	4371.329	II	5	5834.263	I	2000	7272.936	I	50	12139.738	I
50	4375.954	II	10	5860.310	I	35	7311.716	I	50	12343.393	I
150	4379.667	II	15	5882.624	I	25	7316.005	I	200	12402.827	I
50	4385.057	II	25	5888.584	I	5	7350.814	I	200	12439.321	I
70	4400.097	II	50	5912.085	I	70	7353.293	I	100	12456.12	I
200	4400.986	II	15	5928.813	I	200	7372.118	I	200	12487.663	I
400	4426.001	II	5	5942.669	I	20	7380.426	II	150	12702.281	I
150	4430.189	II	7	5987.302	I	10000	7383.980	I	30	12733.418	I
50	4430.996	II	5	5998.999	I	20	7392.980	I	12	12746.232	I
50	4433.838	II	5	6025.150	I	15	7412.337	I	200	12802.739	I
20	4439.461	II	70	6032.127	I	10	7425.294	I	50	12933.195	I
35	4448.879	II	35	6043.223	I	25	7435.368	I	500	12956.659	I
100	4474.759	II	10	6052.723	I	10	7436.297	I	200	13008.264	I
200	4481.811	II	20	6059.372	I	20000	7503.869	I	200	13213.99	I
100	4510.733	I	7	6098.803	I	15000	7514.652	I	200	13228.107	I
20	4522.323	I	10	6105.635	I	25000	7635.106	I	100	13230.90	I
20	4530.552	II	100	6114.923	II	15000	7723.761	I	500	13272.64	I
400	4545.052	II	10	6145.441	I	10000	7724.207	I	1000	13313.210	I
20	4564.405	II	7	6170.174	I	10	7891.075	I	1000	13367.111	I
400	4579.350	II	150	6172.278	II	20000	7948.176	I	30	13499.41	I
400	4589.898	II	10	6173.096	I	20000	8006.157	I	1000	13504.191	I
15	4596.097	I	10	6212.503	I	25000	8014.786	I	11	13573.617	I
550	4609.567	II	5	6215.938	I	7	8053.308	I	30	13599.333	I
7	4628.441	I	25	6243.120	II	20000	8103.693	I	400	13622.659	I
35	4637.233	II	7	6296.872	I	35000	8115.311	I	200	13678.550	I
400	4657.901	II	15	6307.657	I	10000	8264.522	I	1000	13718.577	I
15	4702.316	I	7	6369.575	I	20	8392.27	I	10	13825.715	I
20	4721.591	II	20	6384.717	I	15000	8408.210	I	10	13907.478	I
550	4726.868	II	70	6416.307	I	20000	8424.648	I	200	14093.640	I
50	4732.053	II	25	6483.082	II	15000	8521.442	I	100	15046.50	I
300	4735.906	II	15	6538.112	I	7	8605.776	I	25	15172.69	I
800	4764.865	II	15	6604.853	I	4500	8667.944	I	10	15329.34	I
550	4806.020	II	25	6638.221	II	20	8771.860	II	30	15989.49	I
150	4847.810	II	20	6639.740	II	180	8849.91	I	30	16519.86	I
50	4865.910	II	50	6643.698	II	20	9075.394	I	500	16940.58	I
800	4879.864	II	5	6660.676	I	35000	9122.967	I	12	18427.76	I
70	4889.042	II	5	6664.051	I	550	9194.638	I	50	20616.23	I
20	4904.752	II	25	6666.359	II	15000	9224.499	I	30	20986.11	I
35	4933.209	II	100	6677.282	I	400	9291.531	I	20	23133.20	I
200	4965.080	II	35	6684.293	II	1600	9354.220	I	20	23966.52	I
50	5009.334	II	150	6752.834	I	25000	9657.786	I	<i>Arsenic As Z = 33</i>		
70	5017.163	II	5	6756.163	I	4500	9784.503	I	510	871.7	III
70	5062.037	II	15	6766.612	I	180	10052.06	I	325	889.0	III
20	5090.495	II	20	6861.269	II	30	10332.72	I	325	927.5	III
100	5141.783	II	150	6871.289	I	100	10467.177	II	325	937.2	III
70	5145.308	II	5	6879.582	I	1600	10470.054	I	325	953.6	III
5	5151.391	I	10	6888.174	I	13	10478.034	I	325	963.8	III
15	5162.285	I	50	6937.664	I	180	10506.50	I	250	987.7	V

Intensity	Wavelength/Å		Intensity	Wavelength/Å		Intensity	Wavelength/Å		Intensity	Wavelength/Å	
340	1021.96	II	300	2831.164	II	14	587.57	III	10	3193.91	I
250	1029.5	V	100 r	2860.44	I	18	647.27	III	25 h	3203.70	I
340	1082.35	II	300	2884.406	II	300	719.86	V	30	3221.63	I
500	1139.40	II	80	2926.3	III	150	721.85	V	40	3222.19	I
615	1149.31	II	615	2959.572	II	1000	766.87	V	50	3261.96	I
555	1181.51	II	300	3003.819	II	40000	794.89	IV	60 r	3262.34	I
555	1189.87	II	300	3116.516	II	300	877.41	V	40	3281.50	I
615	1196.38	II	340	3842.60	II	50000	923.74	IV	15	3281.77	I
615	1196.56	II	325	3922.6	III	200	946.26	V	50	3322.80	I
340	1207.44	II	715	4190.082	II	200	1486.72	II	80 h	3356.80	I
800	1211.17	II	615	4197.40	II	400	1504.01	II	50	3368.18	III
800	1218.10	II	615	4242.982	II	300	1554.38	II	60 r	3377.08	I
340	1223.15	II	500	4315.657	II	200	1572.73	II	20	3377.39	I
760	1241.31	II	500	4323.867	II		1573.92	II	70 r	3420.32	I
965	1243.08	II	500	4336.64	II		1630.40	II	25	3421.01	I
870	1245.67	II	500	4352.145	II	100	1674.51	II	30 h	3421.48	I
800	1258.58	II	425	4352.864	II	400	1694.37	II	40	3463.74	I
965	1263.77	II	375	4371.17	II		1697.16	II	200 r	3501.11	I
800	1266.34	II	615	4427.106	II		1761.75	II	80 h	3524.97	I
800	1267.59	II	615	4431.562	II		1771.03	II	30 h	3531.35	I
715	1280.99	II	715	4458.469	II		1786.93	II	80 h	3544.66	I
715	1287.54	II	340	4461.075	II	100	1904.15	II	20 h	3547.68	I
715	1305.70	II	715	4466.348	II	500	1924.70	II	100	3552.45	II
340	1307.74	II	500	4474.46	II		1985.60	II	200	3567.73	II
760	1333.15	II	800	4494.230	II	300	1999.54	II	100	3576.28	II
965	1341.55	II	850	4507.659	II	10	2001.30	III	30	3577.62	I
760	1355.93	II	615	4539.74	II		2009.20	II	80 h	3579.67	I
965	1369.77	II	715	4543.483	II	400	2023.95	II	200	3596.57	II
800	1373.65	II	615	4602.427	II		2052.68	II	40	3630.64	I
1000	1375.07	II	340	4629.787	II		2054.57	II	40 h	3636.83	I
760	1375.78	II	340	4707.586	II	500	2214.7	II	20 h	3688.47	I
800	1394.64	II	340	4730.67	II	800	2245.61	II	400	3735.75	II
800	1400.31	II	340	4888.557	II	1000	2254.73	II	200	3816.69	II
500	1448.59	II	340	5105.58	II	1400	2304.24	II	200	3842.80	II
500	1558.88	II	500	5107.55	II	60	2331.10	III	100	3854.76	II
500	1570.99	II	425	5231.38	II	2000	2335.27	II	20	3889.33	I
100 r	1593.60	I	500	5331.23	II	190	2347.58	II	1400 l	3891.78	II
500	1660.55	II	340	5497.727	II	40	2512.28	III	20	3892.65	I
340	1860.34	II	425	5558.09	II	40	2523.83	III	40	3909.91	I
1000 r	1890.42	I	425	5651.32	II	60	2528.51	II	500	3914.73	II
500	1912.94	II	425	6110.07	II	50	2559.54	III	25	3926.85	III
800 r	1937.59	I	500	6170.27	II	8 h	2596.64	I	50	3935.72	I
585 r	1972.62	I	300	6511.74	II	100	2634.78	II	20	3937.87	I
170 r	1990.35	I	300	7092.27	II	40	2681.89	III	200	3939.67	II
100 r	1991.13	I	300	7102.72	II	8	2702.63	I	500	3949.51	II
100 r	1995.43	I	340	7990.53	II	18	2771.36	II	25	3993.06	III
230 r	2003.34	I	300	8174.51	II	15	2785.28	I	80	3993.40	I
100 r	2009.19	I	200	9300.61	I	100 r	3071.58	I	30	3995.66	I
200	2263.2	IV	230	9597.95	I	40	3079.14	III	300	4036.26	II
350 r	2288.12	I	290	9626.70	I	10 h	3108.21	I	200	4083.77	II
200	2301.0	IV	230	9833.76	I	8	3132.60	I	30 h	4084.86	I
350 r	2349.84	I	170	9915.71	I	8 h	3135.72	I	1500 h	4130.66	II
100 r	2370.77	I	290	9923.05	I	10	3137.70	I	20	4132.43	I
135 r	2381.18	I	290	10024.04	I	10	3155.34	I	200	4166.00	II
250	2417.5	IV	170	10614.07	I	10	3155.67	I	500	4216.04	II
250	2454.0	IV				12	3158.05	I	800	4267.95	II
170 r	2456.53	I	<i>Astatine At Z = 85</i>			12 h	3158.54	I	100	4283.10	I
200	2461.4	IV	8	2162.25	I	25	3165.60	I	300	4287.80	II
340	2602.00	II	10	2244.01	I	15 h	3173.69	I	200	4297.60	II
170 r	2780.22	I	<i>Barium Ba Z = 56</i>			30	3183.16	I	800	4309.32	II
300	2830.359	II	14	555.48	III	15	3183.96	I	20 h	4323.00	I

Intensity	Wavelength/Å		Intensity	Wavelength/Å		Intensity	Wavelength/Å		Intensity	Wavelength/Å	
600	4325.73	II	300	6110.78	I	120 h	11697.45	I		107.38	I
200	4326.74	II	400	6135.83	II	120	13207.30	I	3	509.99	III
300	4329.62	II	20000	6141.72	II	120	13810.50	I	2	549.31	III
80	4350.33	I	150	6341.68	I	120	14077.90	I	6	582.08	III
60	4402.54	I	500	6378.91	II	120	15000.40	I	4	661.32	III
400	4405.23	II	10	6383.76	III	120	20712.00	I	8	675.59	III
40	4431.89	I	90	6450.85	I	150	25515.70	I		714.0	II
60 h	4488.98	I	150	6482.91	I	150	29223.90	I	4	725.59	III
50 h	4493.64	I	12000	6496.90	II				5	725.71	II
40	4505.92	I	300	6498.76	I				5	743.58	II
200	4509.63	II	150	6527.31	I				7	746.23	III
60 h	4523.17	I	3000	6595.33	I				2	767.75	III
130	4524.93	II	150	6654.10	I				8	775.37	II
65000	4554.03	II	1500	6675.27	I				20	842.06	II
40	4573.85	I	1800	6693.84	I					865.3	II
80	4579.64	I	1000	6769.62	II				2	925.25	II
30	4599.75	I	600	6865.69	I	1 h	76.10	III	10	943.56	II
20 h	4619.92	I	300 h	6867.85	I	2	76.48	III	10	973.27	II
25 h	4628.33	I	1000	6874.09	II	3	78.53	III		981.4	II
300	4644.10	II	6000	7059.94	I	4	78.66	III		1020.1	II
30	4673.62	I	2400 hs	7120.33	I	1 h	78.92	III	8	1026.93	II
35	4691.62	I	600	7195.24	I	5	81.89	III	5	1036.32	II
20	4700.43	I	600 hl	7228.84	I	10	82.38	III	15	1048.23	II
800	4708.94	II	3000	7280.30	I		82.58	II	1	1114.69	III
40	4726.44	I	1200	7392.41	I	20	83.20	III	20	1143.03	II
800	4843.46	II	300	7417.53	I		83.66	II		1155.9	II
300	4847.14	II	900 hl	7459.78	I	30	84.76	III	60	1197.19	II
200	4850.84	II	600	7488.08	I	50	88.31	III	2	1213.12	III
30 h	4877.65	I	450 hl	7636.90	I		89.16	I	1	1214.32	III
400	4899.97	II	600 hl	7642.91	I		89.80	II	2	1362.25	III
15	4902.90	I	1800	7672.09	I		90.04	II	1	1401.52	III
20000	4934.09	II	1200	7780.48	I		90.21	I	10	1421.26	III
8	4947.35	I	180 h	7839.57	I		90.67	I	5	1422.86	III
1000	4957.15	II	1500	7905.75	I		91.06	II		1426.12	I
300	4997.81	II	600	7911.34	I		91.36	II	1	1435.17	III
1000	5013.00	II	900 h	8210.24	I		91.74	II	2	1440.77	III
20 h	5159.94	I	8	8308.69	III		92.19	I		1491.76	I
20	5267.03	I	1800 h	8559.97	I		92.61	II	20	1512.30	II
800	5361.35	II	100	8710.74	II		93.14	II	60	1512.43	II
1000	5391.60	II	100	8737.71	II		93.42	II	100	1661.49	I
200	5421.05	II	300 h	8799.76	I		93.93	II	2 h	1754.69	III
100	5424.55	I	300	8860.98	I		94.78	II	15	1776.12	II
200	5428.79	II	450	8914.99	I		95.76	II	20	1776.34	II
300	5480.30	II	300	9219.69	I		96.29	I		1907.	I
200	5519.05	I	300	9308.08	I		97.24	I		1909.0	II
1000 r	5535.48	I	300 h	9324.58	I		97.44	I		1912.	I
20 h	5620.40	I	1500	9370.06	I		97.86	I	3	1917.03	III
10	5680.18	I	300	9455.92	I		97.97	I		1919.	I
400	5777.62	I	8	9521.76	III		98.12	I	5	1929.67	I
800	5784.18	II	450	9589.37	I		98.37	I	10	1943.68	I
100	5800.23	I	900	9608.88	I		98.66	I	60 h	1954.97	III
20	5805.69	I	300 h	9645.72	I		98.94	I		1956.	I
150	5826.28	I	1500 hl	9830.37	I		99.19	I	50	1964.59	I
2800	5853.68	II	900	10001.08	I	100	100.25	III	5	1985.13	I
15	5907.64	I	600	10032.10	I		100.86	I		1997.95	I
100	5971.70	I	1200 h	10233.23	I		101.20	I		1997.98	I
800	5981.25	II	300	10471.26	I		102.13	I	60	1998.01	I
100	5997.09	I	120 hl	10791.25	I		102.49	II		2033.25	I
300	5999.85	II	180 hl	11012.69	I		104.40	II		2033.28	I
100	6019.47	I	150 h	11114.42	I		104.67	I		2033.38	I
200	6063.12	I	240	11303.04	I		105.80	I	50	2055.90	I
							107.26	I			

Intensity	Wavelength/Å		Intensity	Wavelength/Å		Intensity	Wavelength/Å		Intensity	Wavelength/Å	
100	2056.01	I		3163.	I	64	5270.28	II	60	14644.75	I
75 h	2076.94	III		3168.	I	500	5270.81	II	200	16157.72	I
60 h	2080.38	III		3180.7	II	20	5403.04	II	80	17855.38	I
25	2118.56	III		3187.	I	20	5410.21	II	120	17856.63	I
15 h	2122.27	III	20	3193.81	I		5558.	I	100	18143.54	I
10	2125.57	I	20	3197.10	II	140 h	6142.01	III	160	31775.05	I
20	2125.68	I	30	3197.15	II	10	6229.11	I	200	31778.70	I
15 h	2127.20	III	20	3208.60	I	16	6279.43	II	<i>Bismuth Bi Z = 83</i>		
5	2137.25	III		3220.	I	30	6279.73	II	6	420.7	IV
25	2145.	I	60	3229.63	I	30	6473.54	I	6	431.2	IV
55	2174.99	I	2	3233.52	II	60	6547.89	II	2	488.39	V
55	2175.10	I	10	3241.62	II	60	6558.36	II	3	563.62	V
5	2191.57	III	30	3241.83	II	30	6564.52	I	5	670.76	III
	2273.5	II	15	3269.02	I	2 h	6636.44	II	6	686.88	V
	2324.6	II	100	3274.58	II	1	6756.72	II	5	730.71	V
	2337.0	I	30	3274.67	II	2	6757.13	II	10	738.17	V
950	2348.61	I	30	3282.91	I	30	6786.56	I	4	775.16	III
20	2350.66	I	30	3321.01	I	1 h	6884.22	I	6	790.5	IV
60	2350.71	I	30	3321.09	I	6 h	6884.44	I	6	790.6	IV
200	2350.83	I	220	3321.34	I	100	6982.75	I	8	792.5	IV
2	2413.34	II	20	3345.43	I	6 h	7154.40	I	10	820.3	IV
16	2413.46	II	60	3367.63	I	40 h	7154.65	I	9	822.9	IV
20	2453.84	II		3405.6	II	100	7209.13	I	12	824.9	IV
	2480.6	I	5	3451.37	I	3	7401.20	II	15 d	864.45	V
35	2494.54	I	300	3455.18	I	2	7401.43	II	15	872.6	IV
35	2494.58	I	20	3476.56	I	10	7551.90	I	12	923.9	IV
100	2494.73	I	300	3515.54	I	10 h	7618.68	I	15	943.3	IV
16	2507.43	II	10	3555.	I	20 h	7618.88	I	25	1039.99	III
5	2617.99	II	100	3720.36	III	60	8090.06	I	50 h	1045.76	III
20	2618.13	II		3720.92	III	5 h	8158.99	I	30	1051.81	III
100	2650.45	I		3722.98	III	10 h	8159.24	I	15	1058.88	II
60	2650.55	I	100	3736.30	I	4	8254.07	I	20	1085.47	II
200	2650.62	I	700	3813.45	I	10 h	8287.07	I	10	1099.20	II
60	2650.69	I	40	3865.13	I	30	8547.36	I	24	1103.4	IV
100	2650.76	I	80	3865.42	I	60	8547.67	I	20	1139.01	III
5	2697.46	II	1	3865.51	I	300	8801.37	I	50	1224.64	III
20	2697.58	II	6	3865.72	I	6	8882.18	I	10	1225.43	II
20	2728.88	II	100	3866.03	I	40	9190.45	I	15	1232.78	II
30	2738.05	I	90 h	4249.14	III	20 h	9243.92	I	10	1241.05	II
	2764.2	II	100	4253.05	I	1 h	9343.89	II	10	1265.35	II
20	2898.13	I	60	4253.76	I	40	9392.74	I	15	1283.73	II
10	2898.19	I	300	4360.66	II	2	9476.43	II	10	1306.18	II
20	2898.25	I	500	4360.99	II	16	9477.03	II	60	1317.0	IV
30	2986.06	I	400	4407.94	I	20	9847.32	I	20	1325.46	II
10	2986.42	I	2	4485.52	III	10 h	9895.63	I	40	1326.84	III
60	3019.33	I	100 h	4487.30	III	20 h	9895.96	I	20	1329.47	II
30	3019.49	I	1	4495.09	III	80	9939.78	I	60	1346.12	III
30	3019.53	I	140 h	4497.8	III	16	10095.52	II	20	1350.07	II
20	3019.60	I		4526.6	I	20	10095.73	II	25	1372.61	II
10	3046.52	II		4548.	I	60	10119.92	II	15	1376.02	II
30	3046.69	II	12	4572.66	I	80	10331.03	I	20	1393.92	II
	3090.3	I	700	4673.33	II	30	11066.46	I	35	1423.33	III
10	3110.81	I	1000	4673.42	II		11173.	II	35	1423.52	III
10	3110.92	I	6	4709.37	I	1	11173.73	II	45	1436.83	II
20	3110.99	I	200	4828.16	II	120	11496.39	I	25	1447.94	II
	3120.	I	40	4849.16	I	2 h	11625.16	II	50	1455.11	II
480	3130.42	II	2 h	4858.22	II		11659.	II	60 h	1461.00	III
320	3131.07	II	80	5087.75	I	2	11660.25	II	25	1462.14	II
	3136.	I	8	5218.12	II	100	12095.36	II	35	1486.93	II
	3150.	I	20	5218.33	II	30	12098.18	II	20	1502.50	II
	3160.6	I	3	5255.86	II	100	14643.92	I	40	1520.57	II

Intensity	Wavelength/Å		Intensity	Wavelength/Å		Intensity	Wavelength/Å		Intensity	Wavelength/Å	
40	1533.17	II	100	2924.	IV	60 h	5144.3	II	<i>Boron B Z = 5</i>		
30	1536.77	II	100	2933.	IV	20	5201.5	II		41.00	V
35	1538.06	II	100	2936.	IV	75 h	5209.2	II	30	48.59	V
20	1563.67	II	15	2936.7	II	40 h	5270.3	II	10	52.68	IV
40	1573.70	II	3200	2938.30	I	10	5397.8	II	30	60.31	IV
60	1591.79	II	20	2950.4	II	10 c	5552.35	I		194.37	V
25	1601.58	II	12	2963.4	II	3	5599.41	I		262.37	V
60 h	1606.40	III	2800	2989.03	I	20	5655.2	II	160	344.0	IV
40	1609.70	II	700	2993.34	I	40 h	5719.2	II	450	385.0	IV
40	1611.38	II	100	3012.	IV	6	5742.55	I	40	411.80	III
20	1652.81	II	2400	3024.64	I	12	5818.3	II	285	418.7	IV
20	1749.29	II	60	3034.87	I	20	5860.2	II	20	510.77	III
80	1777.11	II	100	3042.	IV	20	5973.0	II	40	510.85	III
60	1787.47	II	9000 c	3067.72	I	15	6059.1	II		512.53	V
70	1791.93	II	140	3076.66	I	15	6128.0	II	150	518.24	III
70	1823.80	II	35	3115.0	III	6	6134.82	I	75	518.27	III
100	1902.41	II	100	3239.	IV	3	6475.73	I	110	677.00	III
9000	1954.53	I	550 c	3397.21	I	3	6476.24	I	160	677.14	III
7000	1960.13	I	10	3430.83	II	15	6497.7	II	40	693.95	II
25	1989.35	II	12	3431.23	II	10	6577.2	II	40	731.36	II
7000	2021.21	I	40 h	3451.0	III	40 h	6600.2	II	40	731.44	II
9000	2061.70	I	40	3473.8	III	50 h	6808.6	II		749.74	V
45 h	2068.9	II	35	3485.5	III	4 h	6991.12	I	40	758.48	III
4600	2110.26	I	500 c	3510.85	I	12	7033.	II	70	758.67	III
2500	2133.63	I	380 c	3596.11	I	2	7036.15	I	110	882.54	II
15	2143.40	II	45	3613.4	III	10 h	7381.	II	110	882.68	II
15	2143.46	II	100	3643.	IV	2	7502.33	I	40	984.67	II
60	2186.9	II	12	3654.2	II	10 h	7637.	II	110	1081.88	II
40 h	2214.0	II	100	3682.	IV	10	7750.	II	110	1082.07	II
360	2228.25	I	50	3695.32	III	3	7838.70	I	70	1112.2	IV
1700	2230.61	I	50	3695.68	III	2	7840.33	I	450	1168.9	IV
340	2276.58	I	100	3734.	IV	20	7965.	II	70	1170.9	IV
100	2311.	IV	70 h	3792.5	II	40	8008.	III	110	1230.16	II
100	2326.	IV	12	3811.1	II	12 h	8050.	II	220	1362.46	II
16	2368.12	II	20	3815.8	II	50	8070.	III	70	1600.46	I
12	2368.25	II	10	3845.8	II	15	8328.	II	120	1600.73	I
100	2376.	IV	30	3863.9	II	15	8388.	II	160	1623.58	II
190	2400.88	I	100	3868.	IV	30	8532.	II	110	1623.77	II
75 h	2414.6	III	40 h	4079.1	II	2	8544.54	I	220	1624.02	II
10	2501.0	II	10	4097.2	II	1	8579.74	I	70	1624.16	II
25	2515.69	I	140	4121.53	I	25	8653.	II	160	1624.34	II
70	2524.49	I	140	4121.86	I	2	8754.88	I	100	1663.04	I
20 h	2544.5	II	75 h	4259.4	II	3	8761.54	I	150	1666.87	I
700	2627.91	I	25	4272.0	II	25	8863.	II	200	1667.29	I
100	2629.	IV	70 h	4301.7	II	2	8907.81	I	150	1817.86	I
100	2677.	IV	12 h	4339.8	II	2000 d	9657.04	I	200	1818.37	I
12	2693.0	II	25 h	4340.5	II	40	9827.78	I	300	1825.91	I
280 c	2696.76	I	12 h	4379.4	II	20	10104.5	I	300	1826.41	I
20	2713.3	II	25 h	4476.8	II	15	10138.8	I	110	1842.81	II
140 d	2730.50	I	60 h	4705.3	II	20	10300.6	I	20	1953.83	III
100	2767.	IV	600 c	4722.52	I	20	10536.19	I	550	2065.78	III
100	2772.	IV	30	4730.3	II	50	11072.44	I	250	2066.38	I
360	2780.52	I	20	4749.7	II	1500 d	11710.37	I	250	2066.65	I
100	2786.	IV	40 h	4797.4	III	40	11999.49	I	100	2066.93	I
15	2803.42	II	12	4908.2	II	200	12165.08	I	300	2067.19	I
11	2803.70	II	10	4916.6	II	200	12690.04	I	450	2067.23	III
12	2805.3	II	12	4969.7	II	100	12817.8	I	160	2077.09	III
140 c	2809.62	I	20	4993.6	II	200	14330.5	I	500	2088.91	I
100	2842.	IV	45 h	5079.3	III	50	16001.5	I	500	2089.57	I
80 h	2855.6	III	10	5091.6	II	60	22551.6	I	70	2220.30	II
4000	2897.98	I	50 h	5124.3	II				40	2234.09	III

Intensity	Wavelength/Å		Intensity	Wavelength/Å		Intensity	Wavelength/Å		Intensity	Wavelength/Å	
1000	23513.15	I	75	1793.40	III	30	2823.19	II	1000	5378.13	II
500	28346.50	I	40	1823.41	III	200	2836.900	I	200	5381.89	II
500	30380.85	I	100	1827.70	II	25	2856.46	II	40	5843.30	II
600	31630.13	I	50	1844.66	III	100	2868.180	I	50	5880.22	II
150	38345.75	I	40	1851.13	III	200 r	2880.767	I	300	6099.142	I
120	39964.36	I	40	1855.85	III	50 r	2881.224	I	100	6111.49	I
<i>Cadmium Cd Z = 48</i>											
50	427.01	IV	200	1856.67	III	200	2914.67	II	100	6325.166	I
50	447.85	IV	150	1874.08	III	50	2927.87	II	30	6330.013	I
60	480.90	IV	300	1922.23	II	200	2929.27	II	400	6354.72	II
70	493.00	IV	100	1943.54	II	1000 r	2980.620	I	500	6359.98	II
70	495.13	IV	40	1965.54	II	200 r	2981.362	I	2000	6438.470	I
70	498.14	IV	30	1986.89	II	50	2981.845	I	400	6464.94	II
70	498.53	IV	200	1995.43	II	50	3030.60	II	25	6567.65	II
80	504.09	IV	100	2007.49	II	150	3080.822	I	500	6725.78	II
70	504.20	IV	50	2032.45	II	25	3081.48	II	100	6759.19	II
70	504.50	IV	75	2036.23	II	30	3082.593	I	30	6778.116	I
80	506.31	IV	40	2039.83	III	100	3092.34	II	50	7237.01	II
60	508.01	IV	50	2045.61	III	200	3133.167	I	100	7284.38	II
50	508.95	IV	75	2087.91	III	50	3146.79	II	1000	7345.670	I
70	509.55	IV	150	2096.00	II	150	3250.33	II	50	8066.99	II
70	511.40	IV	50	2111.60	III	300	3252.524	I	5	8200.309	I
80	513.00	IV	1000 r	2144.41	II	300	3261.055	I	20	9289.	I
70	514.50	IV	50	2155.06	II	50	3343.21	II	15	11652.	I
60	519.42	IV	100	2187.79	II	50	3385.49	II	35	14487.	I
80	524.41	IV	1000	2194.56	II	30	3388.88	II	80	15708.	I
70	524.47	IV	1000	2265.02	II	800	3403.652	I	55 d	19120.	I
70	525.10	IV	1500 r	2288.022	I	50	3417.49	II	25	24371.	I
60	525.19	IV	1000	2312.77	II	50	3442.42	II	35	25448.	I
70	527.07	IV	200	2321.07	II	100	3464.43	II	<i>Calcium Ca Z = 20</i>		
80	531.09	IV	40	2376.82	II	1000	3466.200	I	250	190.46	V
80	531.51	IV	50	2418.69	II	800	3467.655	I	250	196.97	V
70	534.29	IV	50	2469.73	II	25	3483.08	II	300	199.55	V
70	536.77	IV	40	2487.93	II	150	3495.44	II	250	200.51	V
60	540.90	IV	40	2495.58	II	25	3499.952	I	265	257.98	V
70	541.74	IV	50	2509.11	II	100	3524.11	II	400	267.77	V
80	542.60	IV	30	2516.22	II	100	3535.69	II	300	270.31	V
60	553.06	IV	25 h	2525.196	I	1000	3610.508	I	400	280.99	V
80	554.05	IV	50	2544.613	I	800	3612.873	I	300	284.98	V
60	567.01	IV	50	2551.98	II	60	3614.453	I	450 c	286.96	V
150	1118.16	IV	25	2553.465	I	20	3649.558	I	500	322.17	V
100	1164.65	IV	3	2565.789	I	10	3981.926	I	300	323.22	V
100	1183.40	IV	500	2572.93	II	100	4029.12	II	300	330.94	V
100	1256.00	II	50	2580.106	I	200	4134.77	II	300	334.55	V
150	1296.43	II	30	2592.026	I	50	4141.49	II	250 c	342.45	IV
100	1326.50	II	25 h	2592.026	I	100	4285.08	II	250	343.93	IV
60	1370.48	IV	50	2602.048	I	8	4306.672	I	450	352.92	V
150	1370.91	II	50	2628.979	I	100	4412.41	II	250	377.18	V
60	1418.89	IV	40	2632.190	I	3	4412.989	I	200	387.08	V
200	1514.26	II	75	2639.420	I	1000	4415.63	II	750	425.00	V
50	1545.17	III	40	2659.23	II	30	4440.45	II	600	434.57	IV
200	1571.58	II	50 h	2660.325	I	8	4662.352	I	250	437.77	IV
100	1668.60	II	25	2668.20	II	200	4678.149	I	750	443.82	IV
50	1702.47	II	50	2672.62	II	30	4744.69	II	500	450.57	IV
40	1707.16	III	100	2677.540	I	300	4799.912	I	500	558.60	V
40	1722.95	III	25	2677.748	I	50	4881.72	II	400	637.93	V
50	1724.41	II	50	2707.00	II	50	5025.50	II	300	643.12	V
40	1747.67	III	75	2712.505	I	1000 h	5085.822	I	400	646.57	V
40	1773.06	III	50	2733.820	I	6	5154.660	I	750	656.00	IV
100	1785.84	II	1000	2748.54	II	100	5268.01	II	300	656.76	V
			100 h	2763.894	I	100	5271.60	II	500	669.70	IV
			50 h	2764.230	I	1000	5337.48	II	24	1341.89	II
			50	2774.958	I						

Intensity	Wavelength/Å		Intensity	Wavelength/Å		Intensity	Wavelength/Å		Intensity	Wavelength/Å	
12	1342.54	II	20	4489.18	II	40	7820.78	II	250	371.75	III
20	1433.75	II	19	4499.88	III	60	7843.38	II	150	371.78	III
20	1545.29	III	23	4526.94	I	20	8017.50	II	650	384.03	IV
60	1649.86	II	22	4578.55	I	20	8020.50	II	700	384.18	IV
20	1807.34	II	23	4581.40	I	70	8133.05	II	500	386.203	III
40	1814.50	II	23	4581.47	I	100	8201.72	II	400	419.52	IV
40	1838.01	II	24	4585.87	I	110	8248.80	II	500	419.71	IV
60	1840.06	II	24	4585.96	I	70	8254.73	II	200	450.734	III
20	1843.09	II	20	4685.27	I	130	8498.02	II	400	459.46	III
40	1850.69	II	30	4716.74	II	170	8542.09	II	500	459.52	III
17	2123.03	III	40	4721.03	II	160	8662.14	II	570	459.63	III
16	2152.43	III	40	4799.97	II	100	8912.07	II	250	511.522	III
16	2687.76	III	25	4878.13	I	110	8927.36	II	250	535.288	III
19	2881.78	III	70	5001.48	II	110	9213.90	II	300	538.080	III
21	2899.79	III	80	5019.97	II	90	9312.00	II	350	538.149	III
19	2924.33	III	40	5021.14	II	100	9319.56	II	400	538.312	III
20	2988.63	III	23	5041.62	I	110	9320.65	II	350	574.281	III
10	3006.86	I	25	5188.85	I	25	9416.97	I	9	595.022	II
15	3028.59	III	22	5261.71	I	100	9567.97	II	30	687.053	II
3	3055.32	I	23	5262.24	I	110	9599.24	II	50	687.345	II
19	3119.67	III	22	5264.24	I	80	9601.82	II	10	858.092	II
170	3158.87	II	24	5265.56	I	80	9854.74	II	20	858.559	II
180	3179.33	II	25	5270.27	I	110	9890.63	II	30	903.624	II
150	3181.28	II	60	5285.27	II	90	9931.39	II	60	903.962	II
20	3316.51	II	70	5307.22	II	100	10223.04	II	150	904.142	II
12	3361.92	I	50	5339.19	II	20	10343.81	I	30	904.480	II
19	3372.67	III	27	5349.47	I	20	11838.99	II	800	977.03	III
20	3461.87	II	23	5512.98	I	25	12816.04	I	9	1009.86	II
13	3487.60	I	25	5581.97	I	24	12823.86	I	10	1010.08	II
18	3537.77	III	27	5588.76	I	25	12909.10	I	10	1010.37	II
20	3644.41	I	24	5590.12	I	30	13033.57	I	80	1036.337	II
30	3683.70	II	26	5594.47	I	21	13086.44	I	150	1037.018	II
40	3694.11	II	25	5598.49	I	24	13134.95	I	150	1157.910	I
170	3706.03	II	24	5601.29	I	20	16150.77	I	150	1158.019	I
180	3736.90	II	24	5602.85	I	22	16157.36	I	150	1158.035	I
20	3755.67	II	30	5857.45	I	21	16197.04	I	370	1174.93	III
30	3758.39	II	27	6102.72	I	20	18925.47	I	350	1175.26	III
230	3933.66	II	29	6122.22	I	24	18970.14	I	330	1175.59	III
220	3968.47	II	22	6161.29	I	30	19046.14	I	500	1175.71	III
50	4097.10	II	30	6162.17	I	48	19309.20	I	350	1175.99	III
60	4109.82	II	22	6163.76	I	49	19452.99	I	370	1176.37	III
30	4110.28	II	24	6166.44	I	47	19505.72	I	150	1188.992	I
40	4206.18	II	26	6169.06	I	50	19776.79	I	150	1189.447	I
50	4220.07	II	28	6169.56	I	35	19853.10	I	200	1189.631	I
50	4226.73	I	35	6439.07	I	34	19862.22	I	300	1193.009	I
24	4283.01	I	30	6449.81	I	23	19917.19	I	300	1193.031	I
22	4289.36	I	22	6455.60	I	24	19933.70	I	300	1193.240	I
22	4298.99	I	80	6456.87	II	25	22624.93	I	300	1193.264	I
25	4302.53	I	34	6462.57	I	30	22651.23	I	100	1193.393	I
20	4302.81	III	29	6471.66	I				150	1193.649	I
23	4307.74	I	32	6493.78	I				150	1193.679	I
22	4318.65	I	28	6499.65	I	110	34.973	V	100	1194.064	I
20	4355.08	I	23	6572.78	I	450	40.268	V	100	1194.488	I
19	4399.59	III	30	6717.69	I	110	227.19	V	100	1261.552	I
25	4425.44	I	33	7148.15	I	250	244.91	IV	100	1277.245	I
26	4434.96	I	31	7202.19	I	160	248.66	V	250	1277.282	I
25	4435.69	I	33	7326.15	I	160	248.74	V	250	1277.513	I
30	4454.78	I	30	7575.81	II	200	289.14	IV	300	1277.550	I
28	4455.89	I	60	7581.11	II	250	289.23	IV	300	1280.333	I
20	4456.61	I	80	7601.30	II	570	312.42	IV	100	1311.363	I
20	4472.04	II	20	7602.32	II	500	312.46	IV	9	1323.951	II
						250	371.69	III			

Carbon C Z = 6

Intensity	Wavelength/Å		Intensity	Wavelength/Å		Intensity	Wavelength/Å		Intensity	Wavelength/Å	
120	1329.578	I	1000	4267.26	II	250	9620.80	I	40000	3085.10	III
120	1329.600	I	200	4325.56	III	300	9658.44	I	20000	3106.98	III
150	1334.532	II	600	4647.42	III	200	10683.08	I	30000	3110.53	III
300	1335.708	II	520	4650.25	III	300	10691.25	I	30000	3121.56	III
100	1354.288	I	375	4651.47	III	12	11619.29	I	20000	3141.29	III
150	1355.84	I	200 w	4658.30	IV	23	11628.83	I	20000	3143.96	III
120	1364.164	I	200	4665.86	III	13	11658.85	I	20000	3147.06	III
100	1459.032	I	200	4771.75	I	47	11659.68	I	710	3194.83	II
200	1463.336	I	200	4932.05	I	24	11669.63	I	990	3201.71	II
120	1467.402	I	5	4943.88	V	85	11748.22	I	710	3218.94	II
150	1481.764	I	5	4944.56	V	142	11753.32	I	880	3221.17	II
1000	1548.202	IV	200	5052.17	I	114	11754.76	I	710	3227.11	II
900	1550.774	IV	350	5132.94	II	11	11777.54	I	20000	3228.57	III
150	1560.310	I	350	5133.28	II	17	11892.91	I	710	3234.16	II
400	1560.683	I	350	5143.49	II	30	11895.75	I	990	3272.25	II
400	1560.708	I	570	5145.16	II	26	12614.10	I	20000	3353.29	III
100	1561.341	I	400	5151.09	II	20	13502.27	I	10000	3395.77	III
400	1561.438	I	300	5380.34	I	38	14399.65	I	30000	3427.36	III
150	1656.266	I	250	5648.07	II	16	14403.25	I	40000	3443.63	III
120	1656.928	I	350	5662.47	II	61	14420.12	I	30000	3454.39	III
300	1657.008	I	450	5695.92	III	12	14429.03	I	40000	3459.39	III
120	1657.380	I	250	5801.33	IV	13	14442.24	I	60000	3470.92	III
120	1657.907	I	200	5811.98	IV	12	16559.66	I	710	3485.05	II
150	1658.122	I	150	5826.42	III	50	16890.38	I	50000	3497.81	III
500	1751.823	I	570	5889.77	II	10	17338.56	I	60000	3504.64	III
1000	1930.905	I	350	5891.59	II	11	17448.60	I	770	3539.08	II
250	2162.94	III	200	6001.13	I	13	18139.80	I	50000	3544.07	III
40	2270.91	V	250	6006.03	I	23	19721.99	I	1200	3560.80	II
5	2277.25	V	110	6007.18	I				1000	3577.45	II
20	2277.92	V	150	6010.68	I				1800	3655.85	II
800	2296.87	III	300	6013.22	I	300	399.36	V	880	3660.64	II
800	2478.56	I	250	6014.84	I	200	482.96	V	880	3667.98	II
250	2509.12	II	800	6578.05	II	40	741.79	IV	1000	3709.29	II
350	2512.06	II	570	6582.88	II	30	754.60	IV	1000	3709.93	II
200 l	2524.41	IV	200	6587.61	I	75	1332.16	IV	1400	3716.37	II
300 s	2529.98	IV	150	6744.38	III	75	1372.72	IV	800	3728.42	II
250 h	2574.83	II	250	6783.90	II	100	2000.42	IV	860	3786.63	II
150	2697.75	III	150 h	7037.25	III	100	2009.94	IV	2500	3801.52	II
110 l	2724.85	III	250	7113.18	I	10000	2318.64	III	800	3803.09	II
150 l	2725.30	III	250	7115.19	I	10000	2372.34	III	1000	3808.11	II
150 l	2725.90	III	250	7115.63	II	10000	2380.12	III	1100	3838.54	II
350 l	2741.28	II	200	7116.99	I	10000	2431.45	III	860	3848.59	II
250	2746.49	II	350	7119.90	II	15000	2439.80	III	860	3853.15	II
1000	2836.71	II	800	7231.32	II	10000	2454.32	III	1200	3854.18	II
800	2837.60	II	1000	7236.42	II	10000	2469.95	III	1200	3854.31	II
200	2982.11	III	150	7612.65	III	10000	2483.82	III	1100	3878.36	II
800 h	2992.62	II	90 w	7726.2	IV	10000	2497.50	III	1500	3882.45	II
350	3876.19	II	200	7860.89	I	20000	2531.99	III	1000	3889.98	II
350	3876.41	II	200	8058.62	I	10000	2603.59	III	770	3907.29	II
350	3876.66	II	300 h	8196.48	III	340	2651.01	II	980	3912.44	II
570	3918.98	II	150	8332.99	III	270	2830.90	II	770	3918.28	II
800	3920.69	II	520	8335.15	I	250	2874.14	II	770	3931.09	II
150	4056.06	III	300	8500.32	III	10000	2923.81	III	770	3940.34	II
200	4067.94	III	250	9061.43	I	10000	2931.54	III	2000	3942.15	II
250	4068.91	III	200	9062.47	I	400	2976.91	II	2700	3942.75	II
250	4070.26	III	200	9078.28	I	10000	3022.75	III	770	3943.89	II
250	4074.52	II	250	9088.51	I	50000	3031.58	III	3100	3952.54	II
350 l	4075.85	II	450	9094.83	I	95000	3055.59	III	980	3956.28	II
150	4162.86	III	300	9111.80	I	20000	3056.56	III	770	3960.91	II
250 h	4186.90	III	800	9405.73	I	40000	3057.23	III	770	3967.05	II
800	4267.00	II	150	9603.03	I	20000	3057.58	III	770	3978.65	II
						680	3063.01	II			

Cerium Ce Z = 58

Intensity	Wavelength/Å		Intensity	Wavelength/Å		Intensity	Wavelength/Å		Intensity	Wavelength/Å	
770	3984.68	II	280	5159.69	I	25	7329.91	I	630	2845.70	III
700	3992.39	II	280	5161.48	I	25	7397.77	I	3100	2859.32	III
910	3993.82	II	370	5187.46	II	25	7616.11	II	200	2893.85	III
2800	3999.24	II	260	5223.46	I	25	7689.17	II	180	2921.13	III
910	4003.77	II	260	5245.92	I	22	7844.94	II	3200	2976.86	III
2700	4012.39	II	340	5274.23	II	22	7857.54	II	210	3001.28	III
910	4014.90	II	450	5353.53	II	30	8025.56	II	1700	3066.59	III
840	4024.49	II	300	5393.40	II	25	8772.14	II	1100 c	3149.36	III
840	4028.41	II	280	5409.23	II	30	8891.20	II	1400	3152.36	III
840	4031.34	II	260	5512.08	II				8400	3268.32	III
2100	4040.76	II	300	5696.99	I	<i>Cesium Ce Z = 55</i>			1300	3315.51	III
910	4042.58	II	370	5699.23	I	10000	614.01	III	550	3340.60	III
700	4053.51	II	240	5719.03	I	2000	638.17	III	430	3344.02	III
1100	4071.81	II	230	5940.86	I	2500	666.25	III	1200	3349.46	III
1800	4073.48	II	55	6001.90	I	5000	691.60	III	400	3463.45	III
1500	4075.71	II	55	6005.86	I	3500	703.89	III	580	3476.83	III
1500	4075.85	II	55	6006.82	I	15000	718.14	II	480	3559.82	III
910	4083.23	II	75	6013.42	I	20000	721.79	III	7200	3597.45	III
770	4118.14	II	110	6024.20	I	20000	722.20	III	1300	3608.31	III
980	4123.87	II	10000	6032.54	III	5000	731.56	III	2300	3618.19	III
980	4127.37	II	110	6043.39	II	12000	740.29	III	300 c	3641.34	III
2700	4133.80	II	55	6047.40	I	15000	808.76	II	520	3651.08	III
2000	4137.65	II	10000	6060.91	III	15000	813.84	II	4800	3661.40	III
770	4142.40	II	45	6098.34	II	7500	830.39	III	640	3699.50	III
980	4149.94	II	45	6123.67	I	35000	901.27	II	430	3837.46	III
1400	4151.97	II	35	6143.36	II	15000	920.35	III	2100 c	3876.15	I
1300	4165.61	II	35	6186.17	I	40000	926.66	II	2900	3888.37	III
3500	4186.60	II	35	6208.98	I	25000 c	1054.79	III	600 c	3888.61	I
840	4198.72	II	35	6228.94	I	17 c	1673.99	III	2700	3925.60	III
910	4202.94	II	23	6232.45	II	12	1705.25	III	680 c	4001.70	III
1500	4222.60	II	28	6237.45	I	10	1801.83	III	3100	4006.55	III
770	4227.75	II	45	6272.05	II	20 c	1822.40	III	420	4006.78	III
980	4239.92	II	35	6295.58	I	11	1823.93	III	520	4043.42	III
1100	4248.68	II	28	6299.51	II	12	1824.70	III	14000	4264.70	II
2000	4289.94	II	23	6300.21	I	12	1841.80	III	18000 w	4277.13	II
1500	4296.67	II	35	6310.01	I	25	1915.50	III	370	4403.86	III
770	4300.33	II	35	6343.95	II	25 c	1923.29	III	1200	4410.22	III
770	4306.72	II	35	6371.11	II	12	1961.33	III	940	4425.68	III
980	4337.77	II	28	6386.84	I	17	1996.56	III	530	4471.48	III
700	4349.79	II	23	6393.02	II	710	2035.11	III	12000	4501.55	II
910	4364.66	II	35	6430.07	I	120	2056.43	III	1200	4506.72	III
910	4382.17	II	23	6436.40	I	330	2076.43	III	590	4522.86	III
700	4386.84	II	35	6458.03	I	540	2077.30	III	20000	4526.74	II
1700	4391.66	II	28	6467.39	I	410	2088.68	III	1000 c	4555.28	I
980	4418.78	II	35	6473.72	I	210	2101.63	III	460 c	4593.17	I
770	4449.34	II	23	6513.59	II	200	2141.47	III	99900	4603.79	II
2400	4460.21	II	45	6555.65	I	1000	2316.88	III	420 h	4620.61	III
1400	4471.24	II	23	6579.10	I	230	2325.95	III	210	4665.52	III
700	4479.36	II	22	6612.06	I	390	2340.49	III	25000	4830.19	II
700	4483.90	II	30	6628.93	I	1600	2455.81	III	140	4851.59	III
840	4486.91	II	22	6652.72	II	1600	2477.57	III	19000	4870.04	II
770	4523.08	II	26	6700.66	I	890	2485.45	III	37000	4952.85	II
840	4527.35	II	35	6704.27	I	410	2495.07	III	370	5035.72	III
840	4528.47	II	30	6774.28	II	1400	2525.67	III	27000	5043.80	II
840	4539.75	II	35	6775.59	I	430	2573.05	III	75000	5227.04	II
2100	4562.36	II	30	6924.81	I	16000	2596.86	III	29000	5249.38	II
1100	4572.28	II	30	6986.02	I	390	2610.12	III	11000	5274.05	II
840	4593.93	II	35	7061.75	II	6200	2630.51	III	10000 c	5349.13	II
1700	4628.16	II	35	7086.35	II	370	2700.32	III	22000	5370.99	II
310	4737.28	II	22	7238.36	II	710	2701.20	III	230	5380.79	III
470	5079.68	II	25	7252.75	I	390	2776.44	III	60 c	5465.94	I
						270	2810.87	III			

Intensity	Wavelength/Å		Intensity	Wavelength/Å		Intensity	Wavelength/Å		Intensity	Wavelength/Å	
37	5502.88	I	1500	17012.32	I	2500	728.951	II	12000	1396.527	I
39000	5563.02	II	760	20138.47	I	2000	777.562	II	500	1441.470	II
100	5635.21	I	880	22811.86	I	5000	787.580	II	500	1528.569	II
210 c	5664.02	I	1100	23037.98	I	5000	788.740	II	500	1542.942	II
27	5745.72	I	3900	23344.47	I	5000	793.342	II	500	1558.144	II
24000	5831.14	II	4400	24251.21	I	500	834.84	IV	500	1565.050	II
59 c	5838.83	I	850	24374.96	I	500	834.97	IV	600	1822.50	III
300	5845.14	I	890 d	25763.51	I	6000	839.297	II	500	1828.40	III
51000	5925.63	II	500	25764.73	I	8000	839.599	II	500	1857.488	II
140	5950.14	III	680 c	29310.06	I	600	840.93	IV	500	1901.61	III
110	5979.97	III	2800	30103.27	I	5000	851.691	II	500	1983.61	III
640 c	6010.49	I	610 c	30953.06	I	2000	888.026	II	450 h	1997.370	II
86	6034.09	I	1100	34900.13	I	2000	893.549	II	450	2032.116	II
150	6043.99	III	190	36131.00	I	2000	961.499	II	350 h	2088.583	II
870	6079.86	III	2 c	39177.28	I	500	973.21	IV	350 h	2091.458	II
9800	6128.61	II	2 d	39421.25	I	600	977.56	IV	700	2253.07	III
330	6150.42	III	1	39424.11	I	40	978.284	I	500	2268.95	III
1000	6213.10	I				700	984.95	IV	500	2278.34	III
170	6217.60	I	<i>Chlorine Cl Z = 17</i>			25	998.372	I	700	2283.93	III
450	6242.96	III	500	392.43	V	25	998.432	I	600	2323.50	III
320 c	6354.55	I	800	486.17	IV	75	1002.346	I	500	2336.45	III
510	6456.33	III	800	534.73	IV	500	1005.28	III	600	2340.64	III
8300	6495.53	II	700	535.67	IV	600	1008.78	III	600	2359.67	III
10000 w	6536.44	II	600	536.15	IV	150	1013.664	I	600	2370.37	III
490	6586.51	I	900	537.61	IV	700	1015.02	III	700	2416.42	III
97	6628.66	I	500	538.03	V	90	1025.553	I	600	2447.14	III
8800	6646.57	II	600	538.12	IV	6000	1063.831	II	600	2448.58	III
3300 c	6723.28	I	800	542.23	V	3000	1067.945	II	500	2486.91	III
9600	6724.47	II	600	542.30	V	9000	1071.036	II	500	2532.48	III
400	6753.12	III	1000	545.11	V	6000	1071.767	II	600	2580.67	III
200	6824.65	I	600	546.33	V	5000	1075.230	II	500	2603.59	III
300	6870.45	I	1000	547.63	V	5000	1079.080	II	500	2632.67	III
37000	6955.50	II	500	549.22	IV	200	1084.667	I	500	2633.18	III
4800	6973.30	I	700	552.02	IV	200	1085.171	I	600	2665.54	III
16000	6979.67	II	600	553.30	IV	250	1085.304	I	700	2710.37	III
980	6983.49	I	700	554.62	IV	400	1088.06	I	500	2724.03	IV
13000 w	7149.54	II	600	556.23	III	350	1090.271	I	500	2751.23	IV
1900 c	7219.60	III	700	556.61	III	250	1090.982	I	700	2782.47	IV
790	7228.53	I	700	557.12	III	250	1092.437	I	600	2965.56	III
130	7279.90	I	350	559.305	II	400	1094.769	I	500	3063.13	IV
1100	7279.96	I	700	561.53	III	350	1095.148	I	600	3076.68	IV
2600 c	7608.90	I	700	561.68	III	350	1095.662	I	600	3104.46	III
3300	7943.88	I	700	561.74	III	400	1095.797	I	800	3139.34	III
22000	7997.44	II	400	571.904	II	250	1096.810	I	900	3191.45	III
3500	8015.73	I	800	574.406	II	300	1097.369	I	700	3289.80	III
510	8078.94	I	500	601.50	IV	200	1098.068	I	700	3320.57	III
4500	8079.04	I	500	604.59	IV	200	1099.523	I	800	3329.06	III
59000 c	8521.13	I	500	606.35	III	500	1107.528	I	900	3340.42	III
15000 c	8761.41	I	700	618.057	II	800	1139.214	II	800	3392.89	III
61000 c	8943.47	I	600	619.982	II	800	1167.148	I	800	3393.45	III
18000	9172.32	I	800	620.298	II	3000	1179.293	I	900	3530.03	III
5200	9208.53	I	700	626.735	II	1200	1188.774	I	800	3560.68	III
19000	10024.36	I	800	635.881	II	900	1201.353	I	900	3602.10	III
4800	10123.41	I	1000	636.626	II	3000	1335.726	I	800	3612.85	III
26000	10123.60	I	1000	650.894	II	10000	1347.240	I	700	3622.69	III
2900	13424.31	I	1000	659.811	II	5000	1351.657	I	700	3656.95	III
38000 c	13588.29	I	1300	661.841	II	12000	1363.447	I	700	3670.28	III
8400	13602.56	I	2000	663.074	II	2500	1373.116	I	700	3682.05	III
5700	13758.81	I	1500	682.053	II	20000	1379.528	I	600	3705.45	III
55000 c	14694.91	I	1500	687.656	II	25000	1389.693	I	600	3707.34	III
820	16535.63	I	1500	693.594	II	20000	1389.957	I	800	3720.45	III
			2000	725.271	II						

Intensity	Wavelength/Å		Intensity	Wavelength/Å		Intensity	Wavelength/Å		Intensity	Wavelength/Å	
800	3748.81	III	2300	7899.31	I	310	13296.0	I	130	2383.33	I
500	3779.35	III	1800	7915.08	I	550	13346.8	I	140	2408.62	I
10000	3850.99	II	3000	7924.645	I	525	13821.7	I	170	2496.31	I
25000	3860.83	II	2100	7933.89	I	294	14931.7	I	110	2502.53	I
500	3925.87	III	1700	7935.012	I	269	15108.0	I	190	2504.31	I
700	3991.50	III	650	7952.52	I	381	15465.1	I	110	2516.92	I
600	4018.50	III	1500	7974.72	I	1094	15520.3	I	390	2519.52	I
600	4059.07	III	1300	7976.97	I	1487	15730.1	I	190	2527.12	I
500	4104.23	III	600	7980.60	I	2780	15869.7	I	160	2549.54	I
500	4106.83	III	2900	7997.85	I	277	15883.3	I	130	2560.69	I
10000 h	4132.50	II	2200	8015.61	I	342	15928.9	I	150	2571.74	I
500	4608.21	III	1100	8023.33	I	735	15960.0	I	100	2577.65	I
40	4623.938	I	400	8051.07	I	283	15970.5	I	380	2591.85	I
50	4654.040	I	1700	8084.51	I	259	16198.5	I	250	2653.59	II
80	4661.208	I	2200	8085.56	I	717	19755.3	I	250	2658.59	II
45	4691.523	I	3000	8086.67	I	100	24470.0	I	320	2663.42	II
40	4721.255	I	1300	8087.73	I		39716.0	I	440	2666.02	II
45	4740.729	I	2500	8194.42	I		40085.5	I	280	2668.71	II
13000	4781.32	II	2200	8199.13	I		40089.5	I	350	2671.81	II
99000	4794.55	II	2200	8200.21	I		40532.2	I	280	2672.83	II
29000	4810.06	II	800	8203.78	I				1800	2677.16	II
16000	4819.47	II	18000	8212.04	I				320	2678.79	II
81000	4896.77	II	3000	8220.45	I	100	438.62	V	230	2687.09	II
47000	4904.78	II	20000	8221.74	I	100	464.02	V	280	2691.04	II
26000	4917.73	II	18000	8333.31	I	100	620.66	IV	180	2698.41	II
10000	4995.48	II	99900	8375.94	I	100	629.26	IV	180	2698.69	II
26000	5078.26	II	400	8406.199	I	80	630.30	IV	110	2701.99	I
30	5099.789	I	15000	8428.25	I	100	666.55	IV	140	2712.31	II
56000	5217.94	II	2200	8467.34	I	100	693.92	IV	170	2722.75	II
23000	5221.36	II	2200	8550.44	I	60	1030.47	III	420 h	2726.51	I
15000	5392.12	II	20000	8575.24	I	100	1033.69	III	280 h	2731.91	I
99000	5423.23	II	750	8578.02	I	100	1036.03	III	170 h	2736.47	I
10000	5423.51	II	75000	8585.97	I	80	1055.89	IV	250	2743.64	II
19000	5443.37	II	450	8628.54	I	80	1068.41	III	110 h	2748.29	I
10000	5444.21	II	300	8641.71	I	100	1116.48	V	330	2748.98	II
40	5532.162	I	3500	8686.26	I	150	1121.07	V	390	2750.73	II
50 d	5796.305	I	2200	8912.92	I	150	1127.63	V	280	2751.87	II
45	5799.914	I	3000	8948.06	I	100	1263.50	V	110 h	2752.88	I
30	5856.742	I	2000	9038.982	I	100	1417.42	IV	150	2757.10	I
50	6019.812	I	2500	9045.43	I	150	1465.86	V	350	2757.72	II
200	6140.245	I	1000	9069.656	I	150	1497.97	V	750	2762.59	II
160	6194.757	I	2000	9073.17	I	170	1519.03	V	750	2766.54	II
150	6434.833	I	7500	9121.15	I	220	1579.70	V	250 h	2769.92	I
300	6932.903	I	3000	9191.731	I	170	1591.72	V	610	2780.70	I
300	6981.886	I	500	9197.596	I	150	1603.19	V	180	2822.37	II
600	7086.814	I	4000	9288.86	I	120	1672.66	IV	180	2830.47	II
7500	7256.62	I	1500	9393.862	I	120	1758.51	IV	2500	2835.63	II
5000	7414.11	I	3500	9452.10	I	140	1802.72	IV	110	2840.02	II
550	7462.370	I	500	9486.964	I	130	1812.41	IV	1700	2843.25	II
550	7489.47	I	1000	9584.801	I	200	1837.44	V	1200	2849.84	II
700	7492.118	I	3500	9592.22	I	140	1873.89	IV	120	2851.36	II
11000	7547.072	I	250	9632.509	I	140	1967.18	IV	880	2855.68	II
2300	7672.42	I	1000	9702.439	I	120	1972.07	IV	610	2858.91	II
450	7702.828	I	250	9744.426	I	19000	2055.52	II	440	2860.93	II
7000	7717.581	I	200	9807.057	I	14000	2061.49	II	790	2862.57	II
10000	7744.97	I	400	9875.970	I	8900	2065.42	II	750	2865.11	II
2200	7769.16	I	331	10392.549	I	200	2226.72	III	610	2866.74	II
6500	7771.09	I	300	11123.05	I	200	2235.91	III	480	2867.65	II
2200	7821.36	I	269	11409.69	I	150	2237.59	III	210	2870.44	II
1700	7830.75	I	1000	11436.33	I	150	2244.10	III	110	2871.63	I
3000	7878.22	I	350	13243.8	I	150	2284.44	III	160	2873.48	II
						150	2324.88	III			

Chromium Cr Z = 24

Intensity	Wavelength/Å		Intensity	Wavelength/Å		Intensity	Wavelength/Å		Intensity	Wavelength/Å	
320	2875.99	II	220	3197.08	II	110	3807.93	I	110	4374.16	I
230	2876.24	II	170	3209.18	II	180	3815.43	I	530	4384.98	I
180	2877.98	II	140	3217.40	II	180	3819.56	I	110	4458.54	I
120	2879.27	I	120	3245.54	I	130	3826.42	I	660	4496.86	I
170	2887.00	I	130	3251.84	I	130	3830.03	I	380	4526.47	I
700	2889.29	I	130	3257.82	I	380	3841.28	I	380	4530.74	I
370	2893.25	I	130	3339.80	II	190	3848.98	I	240	4535.72	I
190	2894.17	I	110	3342.59	II	140	3849.36	I	240	4540.50	I
210	2896.75	I	170	3358.50	II	290	3850.04	I	240	4540.72	I
180	2905.49	I	160	3360.30	II	140	3852.22	I	140	4544.62	I
260	2909.05	I	430	3368.05	II	190	3854.22	I	600	4545.96	I
260	2910.90	I	140	3382.68	II	110	3855.29	I	120	4565.51	I
250	2911.14	I	170	3403.32	II	140	3855.57	I	120	4571.68	I
480	2967.64	I	360	3408.76	II	260	3857.63	I	360	4580.06	I
480	2971.11	I	210	3421.21	II	660	3883.29	I	360	4591.39	I
210	2971.91	II	270	3422.74	II	570	3885.22	I	480	4600.75	I
480	2975.48	I	140	3433.31	II	380	3886.79	I	240	4613.37	I
190	2979.74	II	270	3433.60	I	260	3894.04	I	600	4616.14	I
350	2980.79	I	160	3436.19	I	360	3902.92	I	550	4626.19	I
110	2985.32	II	140	3441.44	I	960	3908.76	I	1600	4646.17	I
480	2985.85	I	170	3445.62	I	120 hd	3911.82	I	570	4651.28	I
1500	2986.00	I	170	3447.43	I	120	3915.84	I	840	4652.16	I
2100	2986.47	I	190	3453.33	I	190	3916.24	I	240 d	4698.46	I
660	2988.65	I	130	3455.60	I	1900	3919.16	I	190	4708.04	I
160	2989.19	II	100	3460.43	I	600	3921.02	I	240	4718.43	I
480	2991.89	I	120	3550.64	I	600	3928.64	I	120	4730.71	I
230	2994.07	I	130	3566.16	I	410	3941.49	I	140	4737.35	I
300	2995.10	I	130	3573.64	I	1900	3963.69	I	340	4756.11	I
700	2996.58	I	330 h	3574.80	I	120	3969.06	I	190	4789.32	I
210	2998.79	I	19000	3578.69	I	1600	3969.75	I	120	4801.03	I
1100	3000.89	I	160 h	3584.33	I	1600	3976.66	I	110	4829.38	I
750	3005.06	I	130	3585.30	II	960	3983.91	I	140	4870.80	I
140	3013.03	I	17000	3593.49	I	190	3984.34	I	130	4887.01	I
710	3013.71	I	350	3601.67	I	160	3989.99	I	260	4922.27	I
710	3014.76	I	13000	3605.33	I	960	3991.12	I	110	4936.33	I
1400	3014.92	I	130	3632.84	I	160	3991.67	I	70	4942.50	I
710	3015.19	I	350	3636.59	I	190	3992.84	I	110	4954.81	I
2800	3017.57	I	630	3639.80	I	160	4001.44	I	60	5013.32	I
430	3018.50	I	220	3641.83	I	120	4012.47	II	70	5166.23	I
240	3018.82	I	220	3649.00	I	120	4026.17	I	70	5184.59	I
430	3020.67	I	170	3653.91	I	190	4039.10	I	70	5192.00	I
2800	3021.56	I	220	3656.26	I	160	4048.78	I	85	5196.44	I
1100	3024.35	I	130	3663.21	I	120	4058.77	I	5300	5204.52	I
170	3029.16	I	120	3685.55	I	140	4126.52	I	8400	5206.04	I
710	3030.24	I	130	3686.80	I	120	4153.82	I	11000	5208.44	I
140	3031.35	I	130	3687.25	I	140	4163.62	I	85	5224.94	I
390	3034.19	I	130	3730.81	I	170	4174.80	I	290	5247.56	I
550	3037.04	I	150	3732.03	I	170	4179.26	I	530	5264.15	I
550	3040.85	I	480	3743.58	I	110	4209.37	I	180	5265.72	I
110	3050.14	II	570	3743.88	I	20000	4254.35	I	95 h	5275.17	I
710	3053.88	I	340	3749.00	I	110	4263.14	I	70 h	5276.03	I
240	3118.65	II	230	3757.66	I	16000	4274.80	I	340	5296.69	I
430	3120.37	II	260	3768.24	I	10000	4289.72	I	70 h	5297.36	I
470	3124.94	II	130	3791.38	I	780	4337.57	I	660	5298.27	I
120	3128.70	II	130	3792.14	I	1100	4339.45	I	85	5300.75	I
590	3132.06	II	120	3793.29	I	380	4339.72	I	340 h	5328.34	I
140	3136.68	II	130	3793.88	I	1900	4344.51	I	70 h	5329.17	I
140	3147.23	II	140	3797.13	I	380	4351.05	I	780	5345.81	I
100	3155.15	I	200	3797.72	I	2300	4351.77	I	380	5348.32	I
100	3163.76	I	530	3804.80	I	570	4359.63	I	40	5400.61	I
240	3180.70	II	110	3806.83	I	530	4371.28	I	1400	5409.79	I

Intensity	Wavelength/Å		Intensity	Wavelength/Å		Intensity	Wavelength/Å		Intensity	Wavelength/Å	
1000	3455.23	I	90	4549.66	I	200	974.759	II	250	1418.426	II
5100	3462.80	I	140	4565.59	I	250	977.567	II	250	1421.759	II
5100	3465.80	I	190	4581.60	I	100	987.657	II	200	1427.829	II
8000	3474.02	I	120	4629.38	I	250	992.953	II	400	1430.243	II
1900	3483.41	I	85	4663.41	I	300	1004.055	II	250	1434.904	II
4800	3489.40	I	110	4792.86	I	300	1008.569	II	150	1436.236	II
2400	3495.69	I	100	4840.27	I	300	1008.728	II	150	1442.139	II
50	3501.72	II	150	4867.88	I	300	1010.269	II	200	1445.984	II
9600	3502.28	I	80 h	4964.18	II	250	1012.597	II	200	1449.058	II
7000	3506.32	I	50	5212.71	I	500	1018.707	II	250	1450.304	II
50	3507.77	II	50	5230.22	I	500	1027.831	II	200	1452.294	II
2900	3509.84	I	50	5247.93	I	250	1028.328	II	300	1458.002	II
1400	3510.43	I	50	5342.71	I	200	1030.263	II	250	1459.412	II
4800	3512.64	I	50	5352.05	I	600	1036.470	II	200	1463.752	II
3800	3513.48	I	<i>Copper Cu Z = 29</i>			600	1039.348	II	400	1463.838	II
4800	3518.35	I	80	685.141	II	600	1039.582	II	200	1466.070	II
1300	3520.08	I	100	709.313	II	800	1044.519	II	400	1470.697	II
2700	3521.57	I	100	718.179	II	800	1044.744	II	200	1472.395	II
3800	3523.43	I	150	724.489	II	500	1049.755	II	250	1473.978	II
60	3523.51	II	200	735.520	II	600	1054.690	II	200	1474.935	II
6400	3526.85	I	250	736.032	II	400	1055.797	II	150	1476.059	II
2700	3529.03	I	80	779.295	II	600	1056.955	II	300 r	1481.23	III
7300	3529.81	I	100	797.455	II	400	1058.799	II	200	1481.544	II
1900	3533.36	I	150	810.998	II	600	1059.096	II	200	1485.328	II
50	3545.03	II	200	813.883	II	600	1060.634	II	750	1488.831	II
1100	3560.89	I	300	826.996	II	600	1063.005	II	300	1492.834	II
80	3561.07	II	150	848.808	II	200	1065.782	II	250	1493.366	II
8800	3569.38	I	250	851.303	II	200	1066.134	II	250	1495.430	II
50	3574.95	II	250	858.487	II	500	1069.195	II	350	1496.687	II
1600	3574.96	I	400	861.994	II	300	1073.745	II	150	1503.368	II
60	3575.32	II	400	865.390	II	200	1088.395	II	250	1504.757	II
2500	3575.36	I	250	869.336	II	300	1094.402	II	200	1505.388	II
60	3577.96	II	150	873.263	II	250	1097.053	II	300	1508.632	II
1000	3585.16	I	200	876.723	II	150	1119.947	II	350	1510.506	II
6700	3587.19	I	250	877.012	II	200	1142.640	II	200	1512.465	II
1900	3594.87	I	200	877.555	II	300	1144.856	II	200	1513.366	II
1600	3602.08	I	500	878.699	II	100	1250.048	II	500	1514.492	II
100	3621.21	II	100	884.133	II	150	1265.506	II	200	1517.631	II
1000	3627.81	I	250	885.847	II	300	1275.572	II	500	1519.492	II
80	3643.61	II	600	886.943	II	150	1282.455	II	600	1519.837	II
60	3681.35	II	600	890.567	II	150	1287.468	II	200	1520.540	II
1100	3745.50	I	500	892.414	II	150	1298.395	II	200	1524.860	II
1400	3842.05	I	800	893.678	II	300	1308.297	II	150	1525.764	II
6900	3845.47	I	400	894.227	II	300	1314.337	II	500	1531.856	II
5500	3873.12	I	600	896.759	II	100	1320.686	II	300	1532.131	II
2800	3873.96	I	400	896.976	II	100	1326.395	II	250	1533.986	II
7900	3894.08	I	600	901.073	II	150	1350.594	II	250	1535.002	II
1500	3935.97	I	400	906.113	II	250	1351.837	II	500	1537.559	II
80 h	3963.10	II	800	914.213	II	150	1355.305	II	200	1540.239	II
6000	3995.31	I	600	922.019	II	300	1358.773	II	300	1540.389	II
970	3997.91	I	500	924.239	II	200	1359.009	II	300	1540.588	II
350	4020.90	I	400	935.232	II	200	1362.600	II	750	1541.703	II
370	4045.39	I	600	935.898	II	250	1367.951	II	400	1544.677	II
350	4066.37	I	600	943.335	II	200	1371.840	II	100	1547.958	II
830	4092.39	I	600	945.525	II	300 r	1376.79	III	300	1550.653	II
550	4110.54	I	500	945.965	II	200 r	1377.49	III	300	1551.389	II
2800	4118.77	I	200	954.383	II	100	1393.128	II	500	1552.646	II
4400	4121.32	I	250	956.290	II	100	1398.642	II	250	1553.896	II
90	4190.71	I	400	958.154	II	150	1402.777	II	400	1555.134	II
90	4469.56	I	200	960.414	II	150	1407.169	II	500	1555.703	II
690	4530.96	I	250	968.042	II	100	1414.898	II	300	1558.345	II

Intensity	Wavelength/Å		Intensity	Wavelength/Å		Intensity	Wavelength/Å		Intensity	Wavelength/Å	
400	1565.924	II	900	2135.981	II	800	2769.669	II	500	4043.751	II
400	1566.415	II	400	2148.984	II	200	2791.795	II	2000	4062.64	I
100	1569.416	II	150	2161.320	II	170	2799.528	II	120	4068.106	II
300	1579.492	II	1300 r	2165.09	I	100	2810.804	II	500	4131.363	II
300	1580.626	II	250	2174.982	II	1250 r	2824.37	I	200	4143.017	II
400	1581.995	II	1600 r	2178.94	I	350	2837.368	II	300	4153.623	II
500	1583.682	II	700	2179.410	II	100	2857.748	II	500	4161.140	II
400	1590.165	II	1700 r	2181.72	I	600	2877.100	II	370	4164.284	II
600	1593.556	II	700	2189.630	II	270	2884.196	II	400	4171.851	II
500 r	1593.75	III	900	2192.268	II	2500 r	2961.16	I	500	4179.512	II
400	1598.402	II	400	2195.683	II	100	2986.335	II	500	4211.866	II
400	1602.388	II	1700 r	2199.58	I	2000	2997.36	I	320	4230.449	II
200	1604.848	II	1300 r	2199.75	I	2000	3010.84	I	200	4255.635	II
300	1605.281	II	100	2200.509	II	2500	3036.10	I	950	4275.11	I
400	1606.834	II	200	2209.806	II	2500	3063.41	I	300	4279.962	II
250	1608.639	II	750	2210.268	II	1400	3073.80	I	500	4292.470	II
150	1610.296	II	1600 r	2214.58	I	1500	3093.99	I	400	4365.370	II
200	1617.915	II	250	2215.106	II	1250	3099.93	I	100	4444.831	II
600	1621.426	II	1000 r	2215.65	I	2000	3108.60	I	400	4506.002	II
400	1622.428	II	750	2218.108	II	1400 h	3126.11	I	150	4516.049	II
250	1630.268	II	2100 r	2225.70	I	1500	3194.10	I	150	4541.032	II
100	1636.605	II	150	2226.780	II	1400	3208.23	I	500	4555.920	II
1000 r	1642.21	III	1600 r	2227.78	I	1500 h	3243.16	I	100	4596.906	II
250	1649.458	II	350	2228.868	II	10000 r	3247.54	I	120	4649.271	II
30 r	1655.32	I	2500 r	2230.08	I	10000 r	3273.96	I	2000	4651.12	I
200	1656.322	II	1100 r	2238.45	I	1400 h	3282.72	I	120	4661.363	II
200	1660.001	II	900	2242.618	II	400	3290.418	II	320	4671.702	II
300	1663.002	II	2300 r	2244.26	I	1500 h	3290.54	I	300	4673.577	II
100	1672.776	II	1000	2247.002	II	110	3300.881	II	450	4681.994	II
30	1688.09	I	1300 r	2260.53	I	250	3301.229	II	100	4758.433	II
30	1691.08	I	2200 r	2263.08	I	2500 h	3307.95	I	400	4812.948	II
30 r	1703.84	I	150	2263.786	II	200	3316.276	II	120	4851.262	II
50 r	1713.36	I	200	2276.258	II	1500	3337.84	I	300	4854.988	II
150	1717.721	II	100	2286.645	II	150	3338.648	II	100	4873.304	II
50 r	1725.66	I	2500 r	2293.84	I	200	3365.648	II	150	4901.427	II
100	1736.551	II	170	2294.368	II	450	3370.454	II	1000	4909.734	II
50 r	1741.57	I	1000	2303.12	I	300	3374.952	II	500	4918.376	II
150	1753.281	II	150	2369.890	II	200	3380.712	II	200	4926.424	II
200 r	1774.82	I	2500 r	2392.63	I	100	3384.945	II	900	4931.698	II
100 r	1825.35	I	120	2403.337	II	1250 h	3483.76	I	120	4943.026	II
250	1929.751	II	1500	2406.66	I	1250	3524.23	I	700	4953.724	II
250	1944.597	II	1000 r	2441.64	I	2000	3530.38	I	500	4985.506	II
100	1946.493	II	100	2485.792	II	1400	3599.13	I	400	5006.801	II
200	1957.518	II	2000 r	2492.15	I	1400	3602.03	I	350	5009.851	II
150	1970.495	II	150	2506.273	II	1000	3686.555	II	400	5012.620	II
150	1977.027	II	120	2526.593	II	150	3786.270	II	350	5021.279	II
500	1979.956	II	300	2544.805	II	170	3797.849	II	200	5039.016	II
300	1989.855	II	100	2571.756	II	100	3818.879	II	300	5047.348	II
250	1999.698	II	150	2590.529	II	140	3826.921	II	900	5051.793	II
270	2035.854	II	200	2600.270	II	160	3864.137	II	400	5058.910	II
250	2037.127	II	2500 r	2618.37	I	280	3884.131	II	500	5065.459	II
350	2043.802	II	200	2666.291	II	150	3892.924	II	450	5067.094	II
300	2054.980	II	750	2689.300	II	170	3903.177	II	350	5072.302	II
100	2078.663	II	700	2700.962	II	140	3920.654	II	450	5088.277	II
110	2098.398	II	650	2703.184	II	120	3933.268	II	420	5093.816	II
320	2104.797	II	700	2713.508	II	120	3987.024	II	350	5100.067	II
300	2112.100	II	650	2718.778	II	150	3993.302	II	1500	5105.54	I
320	2117.310	II	300	2721.677	II	140	4003.476	II	250	5124.476	II
350	2122.980	II	120	2737.342	II	1250	4022.63	I	2000	5153.24	I
350	2126.044	II	270	2745.271	II	100	4032.647	II	100	5158.093	II
420	2134.341	II	2500 r	2766.37	I	600	4043.484	II	100	5183.367	II

Intensity	Wavelength/Å		Intensity	Wavelength/Å		Intensity	Wavelength/Å		Intensity	Wavelength/Å	
2500	5218.20	I	270	6879.404	II	1200	3156.52	II	830	3577.98	II
100	5269.991	II	220	6937.553	II	670	3162.83	II	440	3580.04	II
100	5276.525	II	150	6952.871	II	1000	3169.99	II	3300	3585.06	II
1650	5292.52	I	150	6977.572	II	470	3215.19	II	1400	3585.78	II
100	5368.383	II	200	7022.860	II	830	3216.63	II	560	3586.11	II
1500	5700.24	I	300	7194.896	II	490	3235.89	II	1100	3591.41	II
1500	5782.13	I	400	7326.008	II	490	3245.12	II	560	3591.81	II
150	5805.989	II	300	7331.694	II	1200	3251.27	II	560	3592.11	II
100	5833.515	II	250	7382.277	II	890	3280.09	II	1800	3595.04	II
200	5897.971	II	1000	7404.354	II	490	3282.77	II	560	3600.38	II
120	5937.577	II	270	7434.156	II	1100	3308.88	II	1800	3606.12	II
400	5941.196	II	500	7562.015	II	780	3316.32	II	440	3618.51	II
100	5993.260	II	700	7652.333	II	1000	3319.88	II	560	3620.16	II
650	6000.120	II	1000	7664.648	II	780	3341.00	II	470	3624.27	II
100	6023.264	II	150	7681.788	II	510	3353.58	II	1100	3629.42	II
250	6072.218	II	450	7744.097	II	510	3368.11	II	4000	3630.24	II
150	6080.343	II	800	7778.738	II	5300	3385.02	II	440	3632.78	II
150	6099.990	II	750	7805.184	II	610	3388.85	II	1100	3640.25	II
160	6107.412	II	1500	7807.659	II	3800	3393.57	II	11000	3645.40	II
300	6114.493	II	1000	7825.654	II	1300	3396.16	II	1000	3648.78	II
600	6150.384	II	350	7860.577	II	5300	3407.80	II	700	3664.62	II
750	6154.222	II	300	7890.567	II	1300	3413.78	II	990	3672.30	II
500	6172.037	II	700	7902.553	II	530	3414.82	II	420	3672.70	II
550	6186.884	II	1500	7933.13	I	780	3419.63	II	1400	3674.08	II
400	6188.676	II	400	7944.438	II	530	3425.06	II	2200	3676.59	II
300	6198.092	II	400	7972.033	II	1900	3434.37	II	640	3678.51	I
470	6204.261	II	1200	7988.163	II	560	3440.93	II	820	3684.85	I
450	6208.457	II	2000	8092.63	I	1300	3441.45	II	1300	3685.78	I
750	6216.939	II	500	8277.560	II	3800	3445.57	II	4700	3694.81	II
700	6219.844	II	800	8283.160	II	830	3446.99	II	990	3698.21	II
500	6261.848	II	250	8503.396	II	2700	3454.32	II	540	3701.63	II
1000	6273.349	II	750	8511.061	II	1300	3456.56	II	440	3707.57	II
350	6288.696	II	200	8609.134	II	4400	3460.97	II	440	3708.22	II
900	6301.009	II	500	9813.213	II	720	3468.43	II	420	3710.07	II
550	6305.972	II	250	9827.978	II	560	3471.14	II	1600	3724.45	II
400	6312.492	II	200	9830.798	II	560 d	3471.53	II	930	3739.34	I
120	6326.466	II	600	9861.280	II	1300	3477.07	II	1200	3747.82	II
400	6373.268	II	600	9864.137	II	4400	3494.49	II	1400	3753.51	II
750	6377.840	II	200	9883.969	II	560	3496.34	II	1400	3753.75	II
400	6403.384	II	550	9916.419	II	830	3498.71	II	1200	3757.05	I
850	6423.884	II	500	9917.954	II	830	3504.53	II	4700	3757.37	II
200	6442.965	II	550	9925.594	II	830	3505.45	II	640	3767.63	I
750	6448.559	II	450	9938.998	II	1300	3506.81	II	640	3773.05	I
170	6466.246	II	500	9960.354	II	560	3517.26	II	420	3781.47	I
950	6470.168	II	450	10006.588	II	4400	3523.98	II	3300	3786.18	II
750	6481.437	II	550	10022.969	II	22000	3531.70	II	1600	3788.44	II
400	6484.421	II	550	10038.093	II	4400	3534.96	II	700	3791.87	II
220	6517.317	II	650	10054.938	II	5500	3536.02	II	510	3804.14	II
400	6530.083	II	450	10080.354	II	4400	3538.52	II	580	3806.27	II
120	6551.286	II				1700	3542.33	II	470	3812.27	I
200	6577.080	II	<i>Dysprosium Dy Z = 66</i>			1400	3546.83	II	470	3813.67	II
750	6624.292	II	260	2356.91	II	4400	3550.22	II	1400	3816.76	II
800	6641.396	II	240	2410.01	II	2200	3551.62	II	700	3825.68	II
450	6660.962	II	260	2439.84	II	440 h	3558.23	II	2300	3836.50	II
100	6770.362	II	220	2585.30	I	440	3559.30	II	1400	3841.31	II
300	6806.216	II	440	2634.80	II	2200	3563.15	II	420	3846.34	II
400	6809.647	II	220	2755.75	II	560	3563.69	II	420	3847.02	I
320	6823.202	II	300	2816.39	II	780	3573.83	II	1200	3853.03	II
250	6844.157	II	390	2913.95	II	1400	3574.15	II	420	3858.40	I
320	6868.791	II	610	3038.28	II	4400	3576.24	II	560	3868.45	II
270	6872.231	II	830	3135.38	II	1700	3576.87	II	1600	3868.81	I
			500	3141.14	II						

Intensity	Wavelength/Å		Intensity	Wavelength/Å		Intensity	Wavelength/Å		Intensity	Wavelength/Å	
820	3869.86	II	990	4612.26	I	1000	3070.40	III	3200	3944.42	I
7000	3872.11	II	170	4731.84	II	610	3073.34	II	2700	3973.04	I
1200	3873.99	II	120 h	4775.79	I	720	3082.08	II	3200	3973.58	I
470	3879.11	II	480	4957.34	II	610	3084.02	II	1400	3974.72	II
5800	3898.53	II	70	5022.12	I	770	3122.72	II	810	3977.02	I
540	3914.87	II	160	5042.63	I	1500	3166.25	III	1100	3982.33	I
540	3915.59	II	95	5070.68	I	870	3181.92	II	810	3987.66	I
540 d	3917.29	I	120	5077.67	I	870	3220.73	II	14000	4007.96	I
420	3927.86	I	80	5090.38	II	610	3223.31	II	1100	4012.58	I
540	3930.14	I	80	5110.32	I	2300	3230.58	II	3000	4020.51	I
2100	3931.52	II	130 h	5120.04	I	2700	3264.78	II	1000	4046.96	I
10000	3944.68	II	190	5139.60	II	720	3279.33	II	940	4055.47	II
800	3957.79	II	110	5169.69	II	720	3280.22	II	690	4059.78	II
14000	3968.39	II	80	5185.30	I	2000	3301.23	III	3500	4087.63	I
2700	3978.57	II	290	5192.86	II	2300	3312.42	II	1100	4098.10	I
1400	3981.92	II	95	5197.66	II	770	3323.19	II	6900	4151.11	I
1600	3983.65	II	70	5259.88	I	770	3332.70	II	1000	4190.70	I
800	3984.21	II	130	5260.56	I	1300	3346.04	II	1400	4218.43	I
540	3991.32	II	65	5267.11	I	1400	3364.08	II	690	4286.56	I
1600	3996.69	II	55	5282.07	I	1400 d	3368.02	II	40000	4290.06	III
8000	4000.45	II	160	5301.58	I	7700	3372.71	II	20000	4386.86	III
420	4005.84	I	65	5340.30	I	970	3374.17	II	810	4409.34	I
540	4011.29	II	85	5389.58	II	1700	3385.08	II	1000	4606.61	I
540	4013.82	I	80	5419.13	I	2300	3392.00	II	570	4675.62	II
540	4014.70	II	70	5423.32	I	770	3441.13	II	15000	4735.56	III
420	4027.78	II	95	5451.11	I	970	3471.71	II	2000	4783.12	III
520 d	4028.32	II	65	5547.27	I	610	3479.41	II	250	5007.25	I
520	4032.47	II	100	5639.50	I	970	3485.85	II	200	5035.94	I
420	4033.65	II	55 h	5645.99	I	6700	3499.10	II	210	5042.05	II
420	4036.32	II	80	5652.01	I	610	3502.78	I	120	5124.56	I
12000	4045.97	I	70 h	5718.46	I	610	3524.91	II	130	5127.41	II
1600	4050.56	II	55	5745.53	I	820	3549.84	II	120	5131.53	I
520	4055.14	II	55 h	5868.11	II	1500	3558.02	I	130	5133.83	II
2500	4073.12	II	70	5945.80	I	1000	3559.90	II	170	5164.77	II
7400	4077.96	II	120	5974.49	I	920	3570.75	II	130	5172.78	I
3900	4103.30	II	140	5988.56	I	1000	3580.52	II	160	5188.90	II
860	4103.87	I	140	6088.26	I	610	3590.76	I	150	5206.52	I
1500	4111.34	II	100	6168.43	I	610	3599.50	II	140	5255.93	II
490	4124.63	II	270	6259.09	I	1000	3599.83	II	80	5272.91	I
990	4129.42	II	160	6579.37	I	3100	3616.56	II	90	5348.06	I
1200	4143.10	II	75	6667.86	I	720	3628.04	I	60	5414.63	II
990	4146.06	I	180	6835.42	I	1000	3633.54	II	180	5456.62	I
5700	4167.97	I	80	6852.96	I	1600	3638.68	I	90	5468.32	I
930	4183.72	I	65	6899.32	II	900	3645.94	II	80	5485.97	II
12000	4186.82	I	55	7426.86	II	7900	3692.65	II	80	5593.46	I
2200	4191.64	I	55	7543.73	I	1300	3729.52	II	60	5611.82	I
6800	4194.84	I	80	7662.36	I	900	3742.64	II	70	5622.01	I
800	4198.02	I	100	8201.57	II	900	3747.43	I	80	5626.53	II
680	4201.30	I	45	8791.39	II	1800	3786.84	II	90	5640.36	I
680	4202.24	I				1600	3810.33	I	70	5664.95	I
16000	4211.72	I	<i>Erbium Er Z = 68</i>			4000	3816.78	III	70	5719.55	I
1800	4213.18	I	600	2277.65	III	3600	3830.48	II	100	5739.19	I
3700	4215.16	I	290	2586.73	II	680	3855.90	I	290	5762.80	I
4400	4218.09	I	490	2670.26	II	7500	3862.85	I	70	5784.66	I
4400	4221.11	I	500	2739.27	III	1500	3880.61	II	70	5800.79	I
2700	4225.16	I	610	2755.63	II	1200	3882.89	II	430	5826.79	I
1000	4308.63	II	1000	2904.47	II	4200	3892.68	I	100	5850.07	I
540	4409.38	II	1500	2910.36	II	5200	3896.23	II	120	5855.31	I
740	4449.70	II	1500	2964.52	II	11000	3906.31	II	140	5872.35	I
420	4577.78	I	1200	3002.41	II	3200	3937.01	I	120	5881.14	I
2100	4589.36	I	1000	3055.10	III	2100	3938.63	II	8000	5903.30	III

Intensity	Wavelength/Å		Intensity	Wavelength/Å		Intensity	Wavelength/Å		Intensity	Wavelength/Å	
<i>Gadolinium Gd Z = 64</i>			2000	3684.13	I	700	4694.33	I	50	6752.67	II
1200	1007.24	IV	3100	3687.74	II	410	4743.65	I	26	6786.33	II
1200	1063.84	IV	2000	3697.73	II	470	4767.24	I	100	6828.25	I
1600	1476.98	IV	1300	3699.73	II	300	4784.62	I	100	6916.57	I
1500	1705.03	IV	2700	3712.70	II	320	4821.69	I	50	6985.89	II
1600	1706.01	IV	2000	3713.57	I	280	4934.12	I	75	6991.92	I
2000	1736.24	IV	1400	3716.36	II	750	5015.04	I	60	6996.76	II
1500	1815.32	IV	2000	3717.48	I	75	5039.09	I	45	7006.16	II
2200	1975.24	III	1800 d	3719.45	II	5000	5091.70	III	35	7122.57	I
3400	2018.07	III	1500	3730.84	II	130	5098.38	II	170	7168.37	I
2800	2359.31	III	4500	3743.47	II	910	5103.45	I	28	7189.57	II
1400	2397.87	IV	1400	3758.31	II	180	5108.91	II	28	7262.66	I
2800	2697.39	III	8700	3768.39	II	120	5125.56	II	35	7441.85	I
2800	2703.28	III	1400	3770.69	II	860	5155.84	I	40	7464.36	I
2700	2727.89	III	2900	3783.05	I	190	5176.28	II	55	7562.97	I
9000	2904.73	III	5100	3796.37	II	410	5197.77	I	80	7733.50	I
9500	2955.53	III	3700	3813.97	II	280	5219.40	I	35	7846.35	II
1200	2999.04	II	3300	3850.69	II	130	5233.93	I	35	7856.93	I
2100	3010.13	II	5100	3850.97	II	320	5251.18	I	25	7930.25	II
1900	3027.60	II	4300	3852.45	II	120	5252.14	II	18	8146.15	I
2100	3032.84	II	1600	3866.99	I	140	5255.80	I	21	8668.63	I
1600	3034.05	II	1500	3894.70	II	280	5283.08	I	21 h	8832.06	II
2100	3081.99	II	2200	3916.51	II	280	5301.67	I	14 h	8849.14	I
3500	3100.50	II	1200	3934.79	I	220	5302.76	I	18 h	8867.31	I
930	3145.00	II	1400	3945.54	I	280	5307.30	I	5000	14332.88	III
980	3156.53	II	1200	3957.67	II	130	5321.50	I	<i>Gallium Ga Z = 31</i>		
980	3161.37	II	1100	4023.14	I	280	5321.78	I	14	294.53	IV
4000	3176.66	III	1100	4028.15	I	110	5327.32	I	61	295.67	IV
1400	3331.38	II	1400	4037.33	II	170	5333.30	I	30	298.44	V
1100	3336.18	II	1600	4045.01	I	300	5343.00	I	30	300.01	V
5400	3350.47	II	1300	4049.43	II	200	5348.67	I	30	302.86	V
4300	3358.62	II	2200	4049.86	II	300	5350.38	I	41	304.99	IV
5400	3362.23	II	2600	4053.64	I	240	5353.26	I	30	307.03	V
1100	3392.53	II	2600	4058.22	I	3000	5365.96	III	30	308.26	V
1100 d	3407.56	II	1900	4063.39	II	150	5370.63	I	30	311.79	V
6900	3422.47	II	1300	4078.44	II	4000	5553.30	III	30	313.68	V
1700	3439.21	II	2800	4078.70	I	3000	5587.88	III	30	319.41	V
2700	3439.99	II	1500	4085.56	II	190	5617.91	I	40	322.31	V
1400	3450.38	II	1100	4092.71	I	110	5632.25	I	40	322.99	V
1100	3451.23	II	2600	4098.61	II	260	5643.24	I	50	322.99	V
2700	3463.98	II	2200	4130.37	II	3000	5658.98	III	30	323.10	V
1700	3467.27	II	1100	4132.28	II	390	5696.22	I	40	324.25	V
1700	3468.99	II	2400	4175.54	I	120	5733.86	II	40	324.95	V
1400	3473.22	II	2400	4184.25	II	240	5791.38	I	40	326.14	V
2200	3481.28	II	2200	4190.78	I	220	5851.63	I	30	326.77	V
1700	3481.80	II	1300	4212.00	II	280	5856.22	I	30	328.65	V
1700	3494.40	II	4800	4225.85	I	110	5904.56	I	25	423.18	IV
1400	3505.51	II	1700	4251.73	II	170	5911.45	II	16	439.92	IV
1100	3512.50	II	1600	4262.09	I	85	5930.29	I	50	620.00	III
4300	3545.80	II	1100	4306.34	I	85	5936.84	I	40	622.01	III
3900	3549.36	II	1800	4313.84	I	65	5937.71	I	90	806.51	III
1400	3557.05	II	2600 d	4325.57	II	110 h	5988.02	I	90	817.30	III
5400	3584.96	II	1900	4327.12	I	430	6114.07	I	50	828.70	III
1100	3592.71	II	1000	4344.30	II	75	6305.15	II	20	878.17	V
1100	3604.87	I	2200	4346.46	I	40	6331.35	I	40	973.21	V
6100	3646.19	II	1400	4401.86	I	40	6380.95	II	40	989.75	V
3900	3654.62	II	1400	4422.41	I	40 h	6538.15	I	90	1014.47	V
3100	3656.15	II	1100	4430.63	I	55	6564.78	I	90	1019.71	V
1400	3662.26	II	1100	4519.66	I	50	6634.36	II	120	1050.48	V
2700	3664.60	II	910	4537.81	I	35	6681.23	II	80	1054.56	V
2000	3671.20	II	520	4614.50	I	85	6730.73	I	90	1058.12	V
									80	1066.69	V

Intensity	Wavelength/Å		Intensity	Wavelength/Å		Intensity	Wavelength/Å		Intensity	Wavelength/Å	
60	1069.60	V	85	1338.09	IV	<i>Germanium Ge Z = 32</i>					
80	1073.77	V	77	1347.03	IV	700	294.51	V	100	1742.195	I
90	1078.83	V	76	1351.06	IV	1000	295.64	V	50	1746.065	I
110	1079.60	V	70	1353.92	III	200	304.98	V	200	1750.043	I
60	1080.99	V	74	1364.63	IV	20	621.52	V	100	1758.279	I
80	1085.00	III	60	1395.54	IV	50	724.21	V	100 h	1764.185	I
250	1085.01	V	77	1402.55	IV	60	746.88	V	100 h	1765.284	I
80	1087.37	V	70	1405.32	IV	60	760.05	V	50 h	1766.433	I
90	1091.71	V	73	1465.87	IV	10	862.234	II	200	1774.176	I
100	1094.36	V	90	1495.07	III	15	875.493	II	200	1785.046	I
80	1095.10	V	50	1534.46	III	15	905.977	II	100 h	1793.071	I
160	1102.83	V	10	1813.98	II	20	920.554	II	75 h	1801.432	I
140	1103.03	V	15	1845.30	II	300	971.35	V	200 h	1841.328	I
60	1105.61	III	20	2091.34	II	300	990.66	V	200 h	1842.410	I
75	1105.62	V	90	2417.70	III	50	999.101	II	100 h	1844.410	I
70	1106.17	V	90	2423.98	III	300	1004.38	V	100 h	1845.872	I
80	1118.34	V	15	2424.36	III	100	1016.638	II	100 h	1846.958	I
120	1126.40	V	10	2632.66	I	900	1045.71	V	200	1853.134	I
130	1128.10	V	10	2665.05	I	700	1072.66	V	500 r	1860.086	I
120	1128.53	V	20	2700.47	II	100	1075.072	II	100	1865.052	I
100	1129.94	V	15	2780.15	II	300	1085.51	II	300 r	1874.256	I
130	1136.07	V	50	3521.77	III	40	1088.45	III	100	1895.197	I
67	1137.06	IV	80	3581.19	III	800	1089.49	V	500 r	1904.702	I
130	1150.23	V	100	3589.34	III	200	1098.71	II	50 h	1908.434	I
90	1150.27	III	10	3731.10	III	500	1106.74	II	30	1912.409	I
70	1156.10	IV	10	3806.60	III	1000	1116.94	V	300 r	1917.592	I
120	1156.51	V	10	4032.99	I	500	1120.46	II	100 h	1923.467	I
35	1157.74	V	10	4172.04	I	700	1163.39	V	500 r	1929.826	I
70	1163.60	IV	15	4251.16	II	200	1164.27	V	10 h	1934.048	I
25	1169.40	V	10 h	4254.04	II	500	1181.19	II	100 r	1937.483	I
75	1170.58	IV	10	4255.77	II	500	1181.65	II	500	1938.008	II
48	1171.71	IV	40	4262.00	II	200	1188.73	II	100 r	1938.300	I
40	1178.95	V	100	4380.69	III	20	1188.99	IV	500	1938.891	II
68	1185.23	IV	150	4381.76	III	300	1191.26	II	30 s	1944.116	I
40	1186.06	IV	100	4863.00	III	700	1222.30	V	200	1944.731	I
73	1190.89	IV	150	4993.78	III	20	1229.81	IV	200	1955.115	I
73	1193.02	IV	10	5808.28	III	500	1237.059	II	500	1962.013	I
75	1195.02	IV	20	5848.25	III	500	1261.905	II	30 h	1963.373	I
69	1201.54	IV	15	5993.51	III	100	1264.710	II	30	1965.383	I
72	1206.89	IV	10	6334.2	II	200	1401.24	II	200	1970.880	I
80	1213.17	V	2000	6396.56	I	200	1538.091	II	200	1979.274	II
63	1216.15	IV	1000	6413.44	I	500	1576.855	II	300 h	1987.849	I
50	1228.03	IV	10 h	7251.4	I	75	1581.070	II	300	1988.267	I
60	1236.38	IV	20 h	7403.0	I	100	1602.486	II	500 r	1998.887	I
60	1238.59	IV	30 h	7464.0	I	3 r	1615.57	I	200	2011.29	I
75	1245.53	IV	10 h	7620.5	I	2 r	1624.130	I	1700	2019.068	I
83	1258.77	IV	50 h	7734.77	I	2 r	1630.173	I	2400 r	2041.712	I
81	1264.66	IV	100 h	7800.01	I	3 r	1636.31	I	1600 r	2043.770	I
82	1267.15	IV	15 h	8002.55	I	4 r	1639.730	I	420	2054.461	I
90	1267.16	III	20 h	8074.25	I	2	1647.531	I	220 h	2057.238	I
81	1279.24	IV	100 h	8311.86	I	200	1649.194	II	750 r	2065.215	I
15	1283.64	V	200 h	8386.49	I	2	1651.528	I	2600 r	2068.656	I
80	1285.33	IV	200 h	9492.92	I	4 r	1651.955	I	420	2086.021	I
80	1293.46	III	200 h	9493.12	I	3	1661.345	I	2000 r	2094.258	I
60	1295.36	III	300 h	9589.36	I	4 r	1663.539	I	25	2104.45	III
82	1295.86	IV	100 h	10905.95	I	10 h	1665.275	I	240	2105.824	I
83	1299.46	IV	400	11949.12	I	4	1667.802	I	95 h	2124.744	I
82	1303.53	IV	200	12109.78	I	3 r	1670.608	I	50 h	2186.451	I
80	1309.68	IV	60	14996.64	I	100 r	1691.090	I	340 r	2198.714	I
80	1314.82	IV	60	22016.81	I	200 r	1716.784	I	15	2220.375	I
60	1323.15	III	70	22568.71	I	100 h	1739.102	I	18	2256.001	I
									18	2314.201	I

Intensity	Wavelength/Å		Intensity	Wavelength/Å		Intensity	Wavelength/Å		Intensity	Wavelength/Å	
24	2327.918	I	1000	5893.389	II	60	1368.62	I	100	1624.34	I
15	2359.233	I	500	6021.041	II	70	1374.82	I	300 d	1629.13	III
20	2379.144	I	75	6283.452	II	50	1375.76	I	250	1638.88	III
10	2389.472	I	100	6336.377	II	180	1377.73	III	50	1639.90	I
15	2397.885	I	100	6484.181	II	150	1378.69	III	100	1644.17	III
130	2417.367	I	6	6557.488	I	150	1379.98	III	150	1646.67	I
30	2436.412	I	50	7049.369	II	125	1380.53	III	250	1652.74	III
30	2488.25	IV	30	7145.390	II	200	1381.36	III	250	1664.77	III
90	2497.962	I	5	7353.334	I	80	1382.75	I	100	1665.76	I
500	2500.54	II	7	7384.208	I	50	1385.33	I	100	1668.11	III
70	2533.230	I	10	7833.575	I	300	1385.79	III	125	1673.93	III
20	2542.44	IV	10	8031.039	I	100	1389.41	III	1000	1693.94	III
3	2556.298	I	6	8044.165	I	180	1391.46	III	150	1697.09	III
28	2589.188	I	10	8256.013	I	60	1392.27	I	200	1698.98	III
500	2592.534	I	10	8482.21	I	180	1396.00	III	200	1699.34	I
8	2644.184	I	9	8700.60	I	50	1402.12	I	200	1700.00	III
1200	2651.172	I	5	9068.785	I	100	1402.91	III	200	1702.25	III
500	2651.568	I	5	9095.957	I	70	1407.38	I	100	1707.53	III
500	2691.341	I	6	9398.868	I	100	1408.45	I	250	1710.16	III
850	2709.624	I	20	9474.993	II	225	1409.50	III	200	1715.69	III
400	2729.78	II	20	9475.645	II	250	1413.80	III	100	1716.71	III
40	2740.426	I	4	9492.559	I	100	1414.27	III	300	1717.83	III
650	2754.588	I	7	9625.664	I	100	1417.09	III	500	1727.31	III
70	2793.925	I	5	10039.436	I	125	1417.39	III	100 d	1733.17	III
80	2829.008	I	4	10200.952	I	150	1427.42	III	300	1738.48	III
1000	2831.843	II	10	10382.427	I	300	1428.93	III	150	1744.39	III
1000	2845.527	II	10	10404.913	I	80	1429.19	I	500	1746.10	III
750	3039.067	I	8	10734.068	I	250	1430.06	III	500	1756.92	III
600	3067.021	I	8	10947.416	I	275	1433.37	III	500	1761.95	III
20	3124.816	I	10	11125.130	I	50	1435.79	I	300	1767.42	III
35	3211.86	III	230	11252.83	I	250	1435.81	III	100	1774.42	III
40	3255.05	III	600	11714.76	I	300	1439.12	III	800	1775.17	III
110	3269.489	I	1300	12069.20	I	200	1441.21	III	200	1776.40	III
40	3434.03	III	1050	12391.58	I	150	1446.37	III	100	1780.57	III
300	3499.21	II	235	13107.61	I	250	1448.42	III	60	1783.22	II
60	3554.19	IV	470	14822.38	I	250	1454.95	III	300	1786.11	III
50	3676.65	IV	150	16759.79	I	100	1464.72	III	150	1792.65	III
200	4178.96	III	135	17214.34	I	150	1471.28	III	500	1793.76	III
70	4226.562	I	70	18811.86	I	100	1474.73	III	200	1801.98	III
200	4260.85	III	62	19279.24	I	150	1481.10	III	400	1805.24	III
150	4291.71	III	28	20673.64	I	100	1481.76	I	100	1809.81	III
10	4685.829	I				300	1487.15	III	400	1821.17	III
1000	4741.806	II	<i>Gold Au Z = 79</i>			250	1487.91	III	400	1844.89	III
1000	4814.608	II	100	843.44	III	200	1489.47	III	150	1848.83	III
50	4824.097	II	100	845.14	III	250	1500.37	III	500	1861.80	III
100	5131.752	II	200	945.10	III	200	1502.47	III	150	1871.92	III
200	5178.648	II	100	1040.63	III	200	1503.74	III	100	1879.83	I
3	5194.583	I	80	1044.49	III	100	1542.00	III	150	1918.28	III
6	5265.892	I	80	1046.81	III	100	1548.50	III	100	1932.04	III
6	5513.263	I	100 h	1239.96	III	100	1548.50	III	100	1935.42	III
8	5564.741	I	100	1278.51	III	200	1567.54	III	100	1935.42	III
8	5607.010	I	100	1314.84	III	200	1574.85	III	200	1948.79	III
6	5616.135	I	100 h	1328.37	I	200	1579.44	III	100	1958.47	III
7	5621.426	I	200	1336.72	III	150	1584.10	III	400	1989.63	III
6	5664.226	I	180	1341.68	III	200	1587.16	I	150	1996.85	III
5	5664.842	I	100	1348.89	III	200	1589.56	III	11000	2012.00	I
9	5691.954	I	150	1350.32	III	150	1593.41	III	2600	2021.38	I
6	5701.776	I	150	1355.61	III	70	1598.24	I	150	2082.09	II
5	5717.877	I	150	1356.13	III	200	1600.51	III	300	2083.09	III
6	5801.029	I	50	1363.98	I	250	1617.16	III	60	2110.68	II
9	5802.093	I	500	1365.40	III	100	1617.78	III	100	2159.08	III
			200	1367.17	III	500	1621.93	III	80	2167.33	III

Intensity	Wavelength/Å		Intensity	Wavelength/Å		Intensity	Wavelength/Å		Intensity	Wavelength/Å	
200	2172.20	III	100	3927.69	I	370	1437.27	V	200	2537.33	II
100	2184.11	III	400	4040.93	I	500	1437.73	V	320	2551.40	II
500	2188.97	III	700	4065.07	I	370	1445.40	V	400 h	2560.74	III
70	2248.56	II	100	4084.10	I	270	1457.91	V	250	2563.61	II
80	2263.62	II	100	4241.80	I	100	1717.21	IV	300 h	2567.46	III
300	2322.27	III	200	4315.11	I	270	1719.32	V	890	2571.67	II
180	2352.65	I	120 h	4437.27	I	550	1729.08	V	320	2573.90	II
100	2382.40	III	250	4488.25	I	750	1731.83	V	320	2576.82	II
120	2387.75	I	900 h	4607.51	I	750	1733.96	V	300	2578.14	II
150	2402.71	III	100 h	4620.56	I	440	1741.74	V	320	2582.54	II
150	2405.12	III	500	4792.58	I	1000	1749.11	V	390	2606.37	II
2600	2427.95	I	100	4811.60	I	1000	1750.19	V	450	2607.03	II
60	2533.52	II	100	5147.44	I	500	1760.89	V	230	2613.60	II
250	2641.48	I	300	5230.26	I	370	1765.62	V	450	2622.74	II
3400	2675.95	I	100 h	5261.76	I	270	1774.02	V	160	2637.00	I
1100	2748.25	I	100	5655.77	I	6200	2012.78	II	1100	2638.71	II
100	2780.82	I	100 h	5721.36	I	8500	2028.18	II	1100	2641.41	II
1000	2802.04	II	300	5837.37	I	300	2070.94	III	160	2642.75	I
300	2819.79	II	100 h	5862.93	I	1200	2096.18	II	670	2647.29	II
100	2822.55	II	300 h	5956.96	I	200 h	2099.30	III	160	2657.84	II
100 h	2825.44	II	600	6278.17	I	200 h	2110.31	III	210	2661.88	II
300	2837.85	II	100	6562.68	I	200	2155.66	III	290	2683.35	II
100	2846.92	II	600	7510.73	I	200	2183.50	III	200	2687.22	III
100	2856.74	II	10	8145.06	I	200	2195.44	III	670	2705.61	I
300	2883.45	I	10	9254.28	I	540	2210.82	II	210	2712.42	II
300	2891.96	I				200	2234.59	III	250	2718.59	I
100	2893.25	II	<i>Hafnium Hf Z = 72</i>			320	2254.01	II	710	2738.76	II
100	2907.04	II	220	545.41	V	160	2255.15	II	200	2743.64	I
300	2913.52	II	180	600.00	V	250	2266.83	II	360	2751.81	II
300	2918.24	II	200	618.27	IV	620	2277.16	II	500	2753.60	III
100	2954.22	II	200	644.54	IV	200 h	2313.44	III	450	2761.63	I
100 h	2990.27	II	400	647.39	IV	230	2321.14	II	160	2766.96	I
300	2994.80	II	600	665.65	IV	580	2322.47	II	170	2773.02	I
320	3029.20	I	200	673.49	IV	300	2323.25	II	980	2773.36	II
300	3065.42	I	270	867.25	V	300	2324.89	II	180	2774.02	II
100	3122.50	II	180	875.88	V	200	2332.97	II	390	2779.37	I
1600	3122.78	I	180	885.58	V	300	2336.47	III	230	2808.00	II
100	3194.72	I	180	896.14	V	200	2337.33	II	230	2813.86	II
100	3227.99	III	180	901.54	V	230	2343.32	II	170	2814.48	II
300	3230.63	I	180	919.10	V	320	2347.44	II	230	2817.68	I
300	3308.30	I	270	921.67	V	540	2351.22	II	200	2819.74	I
300	3309.64	I	245	951.62	V	250	2380.30	II	1200	2820.22	II
100	3309.86	III	180	960.12	V	250	2383.540	III	490	2822.68	II
100	3320.12	I	180	964.74	V	170	2393.18	II	180	2833.28	I
100	3355.15	I	160	971.51	V	450	2393.36	II	410	2845.83	I
100 h	3391.31	I	160	1092.76	V	670	2393.83	II	270	2849.21	II
100	3395.40	I	160	1201.76	V	540	2405.42	II	270	2850.96	I
100	3467.21	I	270	1232.03	V	370	2410.14	II	180	2851.21	II
300	3557.36	I	200	1233.59	V	320	2417.69	II	180	2860.56	I
300	3586.73	I	160	1237.42	V	390	2447.25	II	760	2861.01	II
100	3611.57	I	160	1239.53	V	450	2460.49	II	760	2861.70	II
100 h	3631.31	I	160	1244.46	V	400	2461.74	III	2100	2866.37	I
300	3637.90	I	440	1396.66	V	430	2464.19	II	210	2887.14	I
100 h	3645.02	I	270	1400.09	V	210	2469.18	II	800	2889.62	I
100	3650.74	I	160	1401.70	V	2000	2495.16	III	1800	2898.26	I
100	3709.62	I	370	1407.17	V	290	2496.99	II	1200	2904.41	I
100	3796.01	I	370	1408.38	V	580	2512.69	II	890	2904.75	I
100	3874.73	I	270	1412.28	V	580	2513.03	II	2000	2916.48	I
100 h	3892.26	I	270	1413.51	V	1000	2515.16	III	580	2918.58	I
400	3897.86	I	160	1421.96	V	890	2516.88	II	320	2919.59	II
300	3909.38	I	220	1422.53	V	340	2531.19	II	180	2924.62	I
			370	1433.43	V						

Intensity	Wavelength/Å		Intensity	Wavelength/Å		Intensity	Wavelength/Å		Intensity	Wavelength/Å	
490	2929.63	II	670	3312.86	I	650	3793.37	II	160	5719.18	I
450	2929.90	I	180	3317.99	II	850 d	3800.38	I	95	6098.67	I
710	2937.80	II	890	3332.73	I	320	3811.78	I	95	6185.13	I
2000	2940.77	I	370	3352.06	II	1300	3820.73	I	85	6789.27	I
160	2944.71	I	230	3358.91	I	280	3830.02	I	160	6818.94	I
1200	2950.68	I	180	3360.06	I	800	3849.18	I	160	7063.83	I
1100	2954.20	I	180	3378.93	I	600	3858.31	I	570	7131.81	I
540	2958.02	I	230	3384.70	II	230	3860.91	I	650	7237.10	I
1400	2964.88	I	170	3386.21	I	200	3872.55	II	410	7240.87	I
620	2966.93	I	800	3389.83	II	160	3877.10	II	360	7624.40	I
710	2968.81	II	230	3392.81	I	380	3880.82	II	110	7740.17	I
890	2975.88	II	230	3394.59	II	200	3882.52	I	310	7845.35	I
1100	2980.81	I	230	3397.26	I	200	3889.23	I	130	7920.71	I
210	2982.72	I	230	3397.60	I	200	3889.33	I	250	7994.73	I
170	3000.10	II	2300	3399.80	II	620	3899.94	I	130	8204.58	I
800	3005.56	I	170	3400.21	I	620	3918.09	II	150	8546.48	I
1100	3012.90	II	180	3402.51	I	200	3923.90	II	160	8640.06	I
540	3016.78	I	230	3410.17	II	320	3931.38	I	40	8711.24	I
1100	3016.94	II	230	3417.34	I	410	3951.83	I	65	9004.73	I
980	3018.31	I	410	3419.18	I	160	3968.01	I			
1200	3020.53	I	200	3428.37	II	200	3973.48	I	<i>Helium He Z = 2</i>		
410	3031.16	II	250	3438.24	II	180	4032.27	I	15	231.454	II
710	3050.76	I	710	3472.40	I	230	4062.84	I	20	232.584	II
1100	3057.02	I	200	3478.99	II	180	4083.35	I	30	234.347	II
850	3067.41	I	480	3479.28	II	540	4093.16	II	50	237.331	II
2100	3072.88	I	250	3495.75	II	1100	4174.34	I	100	243.027	II
170	3074.10	I	250	3497.16	I	160	4206.58	II	300	256.317	II
250	3074.79	I	980	3497.49	I	190	4209.70	I	1000	303.780	II
430	3080.84	I	1200	3505.23	II	170	4228.08	I	500	303.786	II
200	3096.76	I	980	3523.02	I	170	4232.44	II	10	320.293	I
340	3101.40	II	980	3535.54	II	170	4260.98	I	2	505.500	I
710	3109.12	II	760	3536.62	I	200	4263.39	I	3	505.684	I
710	3131.81	I	180	3548.81	I	170	4272.85	II	4	505.912	I
850	3134.72	II	540	3552.70	II	320	4294.79	I	5	506.200	I
170	3139.65	II	1300	3561.66	II	160	4330.27	I	7	506.570	I
220	3145.32	II	270	3567.36	I	180	4336.66	II	10	507.058	I
220	3148.41	I	1100	3569.04	II	250	4356.33	I	15	507.718	I
450	3156.63	I	210	3597.42	II	180	4370.97	II	20	508.643	I
270	3159.82	I	540	3599.87	I	160	4417.91	I	25	509.998	I
710	3162.61	II	800	3616.89	I	200	4438.04	I	35	512.098	I
450	3168.39	I	320	3630.87	II	250	4565.94	I	50	515.616	I
890	3172.94	I	800	3644.36	II	500 d	4598.80	I	100	522.213	I
450	3176.86	II	320	3649.10	I	230	4620.86	I	400	537.030	I
220	3181.01	I	200	3651.84	I	210	4655.19	I	1000	584.334	I
360	3193.53	II	220	3665.35	II	120	4699.01	I	50	591.412	I
670	3194.19	II	200	3672.27	I	160	4782.74	I	5	958.70	II
200	3196.93	I	480	3675.74	I	310	4800.50	I	6	972.11	II
310	3206.11	I	2200	3682.24	I	130	4859.24	I	8	992.36	II
180	3210.98	I	280	3696.51	I	120	4975.25	I	15	1025.27	II
180	3217.30	II	240	3699.72	II	95	5018.20	I	30	1084.94	II
180	3220.61	II	340	3701.15	II	95	5047.45	I	35	1215.09	II
360	3247.66	I	1000	3717.80	I	75	5170.18	I	50	1215.17	II
220	3249.53	I	650	3719.28	II	230	5181.86	I	120	1640.34	II
890	3253.70	II	160	3729.10	I	110	5243.99	I	180	1640.47	II
270	3255.28	II	460	3733.79	I	120	5294.87	I	7	2385.40	II
180	3273.66	II	160	3737.88	II	110	5354.73	I	9	2511.20	II
200 h	3279.67	III	400	3746.80	I	110	5373.86	I	50	2577.6	I
270	3279.98	II	170	3766.92	II	75	5452.92	I	1	2723.19	I
160	3291.05	I	200	3768.25	I	230	5550.60	I	12	2733.30	II
210	3306.12	I	1400	3777.64	I	230	5552.12	I	2	2763.80	I
340	3310.27	I	1400	3785.46	I	95	5613.27	I	10	2818.2	I
									4	2829.08	I

Intensity	Wavelength/Å		Intensity	Wavelength/Å		Intensity	Wavelength/Å		Intensity	Wavelength/Å	
10	2945.11	I	2000	10830.34	I	1600	3461.97	II	1300	4125.65	I
40	3013.7	I	9	10913.05	I	810 c	3473.91	II	4300	4127.16	I
20	3187.74	I	3	10917.10	I	5400 c	3474.26	II	1500	4136.22	I
3	3202.96	II	4	11626.4	II	6300	3484.84	II	980 cw	4152.61	II
15	3203.10	II	30	11969.12	I	2500 c	3494.76	II	8100	4163.03	I
1	3354.55	I	20	12527.52	I	810 c	3498.88	II	2500	4173.23	I
2	3447.59	I	50	12784.99	I	810	3510.73	I	540	4194.35	I
1	3587.27	I	20	12790.57	I	4100 c	3515.59	II	2000	4227.04	I
3	3613.64	I	7	12845.96	I	410 c	3519.94	II	1300 cw	4254.43	I
2	3634.23	I	10	12968.45	I	630	3540.76	II	490	4264.05	I
3	3705.00	I	2	12984.89	I	1600	3546.05	II	1300	4350.73	I
1	3732.86	I	12	15083.64	I	1100 c	3556.78	II	300	4477.64	II
10	3819.607	I	200	17002.47	I	410	3560.15	II	290	4629.10	II
1	3819.76	I	1	18555.55	I	410 c	3573.24	II	80	4701.69	II
500	3888.65	I	6	18636.8	II	630 c	3574.80	II	130	4709.84	II
20	3964.729	I	500	18685.34	I	810	3579.12	I	130 c	4717.52	I
1	4009.27	I	200	18697.23	I	410	3580.75	II	290	4742.04	II
50	4026.191	I	100	19089.38	I	410	3581.83	II	100 c	4757.01	I
5	4026.36	I	20	19543.08	I	630 c	3592.23	II	65	4782.92	I
12	4120.82	I	1000	20581.30	I	1100 cw	3598.77	II	290	4939.01	I
2	4120.99	I	80	21120.07	I	540 c	3600.95	II	250 c	4967.21	II
3	4143.76	I	10	21121.43	I	410	3618.43	I	220	4979.97	I
10	4387.929	I	20	21132.03	I	430 c	3626.69	II	90	4995.05	I
3	4437.55	I	3	30908.5	II	490	3627.25	II	130	5042.37	I
200	4471.479	I	4	40478.90	I	430 c	3631.76	II	80	5093.07	I
25	4471.68	I				430 c	3638.30	II	140	5127.81	I
6	4685.4	II	<i>Holmium Ho Z = 67</i>			1600 c	3662.29	I	130	5142.59	II
30	4685.7	II	170	2502.91	II	1400	3667.97	I	110	5143.22	II
30	4713.146	I	170	2533.80	I	720	3679.19	I	160	5149.59	II
4	4713.38	I	190	2605.86	II	670	3679.70	I	90 c	5167.88	I
20	4921.931	I	270	2750.35	II	720	3682.65	I	130 c	5182.11	I
100	5015.678	I	270	2769.89	II	580	3690.65	I	90	5190.11	II
10	5047.74	I	300	2824.20	II	410	3700.04	I	65	5251.82	I
5	5411.52	II	270 c	2831.69	II	490 c	3702.35	II	90	5301.25	I
500	5875.62	I	270	2849.10	II	430	3712.88	I	80	5330.11	I
100	5875.97	I	360	2880.26	II	450	3720.72	I	90	5359.99	I
8	6560.10	II	460	2880.98	II	1100	3731.40	I	100	5407.08	I
100	6678.15	I	570 c	2909.41	II	810	3736.35	I	70	5566.52	I
3	6867.48	I	410 c	2979.63	II	3200 cw	3748.17	II	65	5627.60	I
200	7065.19	I	410	2987.64	II	8900 c	3796.75	II	140	5659.58	I
30	7065.71	I	480 c	3049.38	II	8900 c	3810.73	II	140 c	5691.47	I
50	7281.35	I	410 c	3054.00	II	410 c	3835.35	II	140 c	5696.57	I
1	7816.15	I	500 c	3057.45	II	1300 cw	3837.51	II	140 c	5860.28	I
2	8361.69	I	500 c	3082.34	II	410 c	3842.05	II	70 c	5882.99	I
2	9063.27	I	910	3084.36	II	1100	3843.86	II	70	5921.76	I
2	9210.34	I	430 c	3086.54	II	490 c	3846.73	II	70 cw	5948.03	I
10	9463.61	I	760	3118.50	II	1800 c	3854.07	II	70	5972.76	I
4	9516.60	I	580 c	3166.62	II	2700 c	3861.68	II	90	5973.52	I
3	9526.17	I	810	3173.78	II	3000 c	3888.96	II	230 c	5982.90	I
1	9529.27	I	810 c	3181.50	II	13000 c	3891.02	II	120	6081.79	I
1	9603.42	I	980 c	3281.97	II	1300 cw	3905.68	II	70	6208.65	I
3	9702.60	I	630 c	3337.23	II	580	3955.73	I	70 c	6305.36	I
6	10027.73	I	980 c	3343.58	II	490	3959.68	I	70	6550.97	I
2	10031.16	I	8100 c	3398.98	II	2700	4040.81	I	260	6604.94	I
15	10123.6	II	810 c	3410.26	II	5400 c	4045.44	II	120	6628.99	I
1	10138.50	I	1400 c	3414.90	II	8100	4053.93	I	55 cw	6694.32	I
10	10311.23	I	5400	3416.46	II	1700	4065.09	II	55 c	6785.43	I
2	10311.54	I	1200	3421.63	II	720	4068.05	I	40 cw	6939.49	I
3	10667.65	I	2000 c	3425.34	II	8900	4103.84	I	45 cw	6950.39	I
300	10829.09	I	2000 c	3428.13	II	2900	4108.62	I	140	7555.09	I
1000	10830.25	I	3200	3453.14	II	1500	4120.20	I	40 c	7628.42	I
			16000 c	3456.00	II						

Intensity	Wavelength/Å		Intensity	Wavelength/Å		Intensity	Wavelength/Å		Intensity	Wavelength/Å	
50 c	7693.15	I	82	1096.81	IV	80	2865.68	II	380 c	4638.16	II
60 cw	7815.48	I	84	1097.18	IV	120 d	2890.18	II	220 c	4644.58	II
60	7894.64	I	85	1116.10	IV	1100	2932.63	I	360 c	4655.62	II
50	8512.94	I	80	1124.06	IV	100	2941.05	II	320 w	4656.74	II
40	8670.19	I	90	1131.46	IV	100	2982.80	III	190 c	4681.11	II
90	8915.98	II	85	1144.43	IV	110 c	2999.40	II	450 w	4684.8	II
<i>Hydrogen H Z = 1</i>			80	1145.41	IV	100	3008.08	III	90 d	4907.06	II
15	926.226	I	89	1146.62	IV	8000	3039.36	I	150 c	4973.77	II
20	930.748	I	83	1154.11	IV	110 d	3099.80	II	80 h	5109.36	II
30	937.803	I	84	1154.60	IV	180 c	3101.8	II	100 w	5115.14	II
50	949.743	I	90	1157.71	IV	130 c	3138.60	II	140 c	5117.40	II
100	972.537	I	90	1157.82	IV	80 c	3142.75	II	270 c	5120.80	II
300	1025.722	I	85	1159.78	IV	130 d	3146.70	II	200 w	5121.75	II
1000	1215.668	I	88	1176.50	IV	150	3155.77	II	80 d	5129.85	II
500	1215.674	I	85	1191.58	IV	100 c	3158.40	II	240 c	5175.42	II
5	3835.384	I	83	1204.87	IV	90 c	3176.30	II	140 c	5184.44	II
6	3889.049	I	90	1206.55	IV	90 d	3198.11	II	200	5248.77	III
8	3970.072	I	88	1221.50	IV	13000	3256.09	I	150 c	5309.45	II
15	4101.74	I	85	1221.90	IV	3000	3258.56	I	80	5411.41	II
30	4340.47	I	85	1233.58	IV	90 c	3338.50	II	140 c	5418.45	II
80	4861.33	I	87	1235.84	IV	100 c	3404.28	II	220 w	5436.70	II
120	6562.72	I	90	1373.20	IV	110 d	3438.40	II	130 c	5497.50	II
180	6562.852	I	88	1398.77	IV	180 c	3693.91	II	140 c	5507.08	II
5	9545.97	I	81	1412.09	IV	95 c	3708.13	II	320 c	5513.00	II
7	10049.4	I	100	1625.42	III	380 w	3716.14	II	250 w	5523.28	II
12	10938.1	I	100	1748.83	III	120 c	3718.30	II	130 c	5536.50	II
20	12818.1	I	30	1842.41	III	160 c	3718.72	II	190 w	5555.45	II
40	18751.0	I	40	1850.30	III	160 c	3723.40	II	240 c	5576.90	II
5	21655.3	I	30	2154.08	III	170 w	3795.21	II	200 w	5636.70	II
8	26251.5	I	50	2205.28	II	230 c	3799.21	II	100	5645.15	III
15	40511.6	I	40	2281.64	II	250 c	3834.65	II	160 c	5708.50	II
4	46525.1	I	100 c	2306.05	II	200 c	3842.18	II	100 c	5721.80	II
6	74578.	I	90 d	2313.21	II	100	3852.82	III	100	5819.50	III
<i>Indium In Z = 49</i>			70 d	2327.95	II	100	3889.78	II	210 c	5853.15	II
17	378.61	V	80 h	2334.57	II	100 c	3902.07	II	490 w	5903.4	II
17	386.21	V	110 d	2382.63	II	250 w	3962.35	II	260 w	5915.4	II
14	388.91	V	70 h	2427.20	II	120 c	4004.66	II	120 c	5918.78	II
25	393.89	V	100	2447.90	II	140 d	4013.92	II	130 c	6062.9	II
25	400.57	V	110 d	2488.62	II	100	4023.77	III	250 c	6095.95	II
25	402.39	V	90	2488.95	II	150	4032.32	III	210 c	6108.66	II
622	472.71	IV	80	2498.59	II	410 w	4056.94	II	180 w	6115.9	II
689	479.39	IV	100	2499.60	II	100	4071.57	III	230 w	6128.7	II
709	498.62	IV	90 d	2500.99	II	100	4072.93	III	240 w	6129.4	II
10	882.24	III	110 d	2512.31	II	17000	4101.76	I	320 w	6132.1	II
10	890.84	III	100	2521.37	I	140 c	4205.14	II	150 c	6140.0	II
10	915.87	III	100	2527.41	III	100 d	4213.04	II	90	6143.23	II
85	954.67	IV	160 d	2554.44	II	110 d	4219.66	II	140 c	6148.10	II
87	973.50	IV	1100	2560.15	I	100	4252.68	III	190 w	6149.5	II
86	991.60	IV	200	2601.76	I	150 d	4372.87	II	80	6161.15	II
89	1024.68	IV	90 d	2654.70	II	150 c	4500.78	II	180 w	6162.45	II
85	1024.79	IV	100 d	2662.63	II	18000	4511.31	I	200	6197.72	III
88	1031.45	IV	140 d	2668.65	II	110 c	4549.01	II	100 c	6224.28	II
82	1031.98	IV	140 d	2674.56	II	140 c	4570.85	II	280 w	6228.3	II
80	1054.43	IV	80	2683.12	II	180 w	4578.02	II	140 w	6231.1	II
84	1063.03	IV	1600	2710.26	I	180 w	4578.40	II	270 w	6304.8	II
83	1068.25	IV	300	2713.94	I	140 c	4616.08	II	290 w	6362.3	II
82	1069.82	IV	80	2726.15	III	170 c	4617.17	II	300 w	6469.0	II
86	1077.64	IV	130 d	2749.75	II	250 c	4620.14	II	210 c	6541.20	II
90	1082.10	IV	700	2753.88	I	150 w	4620.70	II	190 c	6751.88	II
83	1086.33	IV	90 d	2818.97	II	170 c	4627.30	II	180 c	6765.9	II
			180 c	2836.92	I	140 c	4637.04	II	100 c	6783.72	II

Intensity	Wavelength/Å		Intensity	Wavelength/Å		Intensity	Wavelength/Å		Intensity	Wavelength/Å	
10	34295.73	I	540	2333.30	I	230	2572.70	I	330	3039.26	I
9	34513.11	I	740	2333.84	I	740	2577.26	I	300	3047.16	I
3	40228.54	I	580	2334.50	I	740	2592.06	I	300	3049.44	I
2	41633.80	I	1600	2343.18	I	740	2599.04	I	300	3057.28	I
<i>Iridium Ir Z = 77</i>											
9900	2010.65	I	740	2343.61	I	700	2608.25	I	1600	3068.89	I
8700	2022.35	I	580	2355.00	I	1800	2611.30	I	320	3083.22	I
15000	2033.57	I	230	2357.53	II	210	2614.98	I	240	3086.44	I
6200	2052.22	I	410	2358.16	I	330	2617.78	I	390	3088.04	I
5000	2060.64	I	500	2360.73	I	210	2619.88	I	510	3100.29	I
3700	2083.22	I	2500	2363.04	I	250	2625.32	I	510	3100.45	I
3100	2085.74	I	370	2368.04	II	700	2634.17	I	340	3120.76	I
17000	2088.82	I	3500	2372.77	I	250	2639.42	I	200	3121.78	I
14000	2092.63	I	290	2375.09	II	3500	2639.71	I	3400	3133.32	I
2700	2112.68	I	250	2377.28	I	210	2644.19	I	490	3168.88	I
1800	2119.54	I	250	2377.98	I	1800	2661.98	I	370	3177.58	I
2000	2125.44	I	500	2379.38	I	350	2662.63	I	370	3198.92	I
4500	2126.81	II	540	2381.62	I	2700	2664.79	I	610	3212.12	I
2000	2127.52	I	210	2383.17	I	520	2669.91	I	370	3219.51	I
4500	2127.94	I	1300	2386.89	I	520	2671.84	I	5100	3220.78	I
3700	2148.22	I	2500	2390.62	I	330	2673.61	I	300	3229.28	I
2500	2150.54	I	2700	2391.18	I	270	2692.34	I	470	3241.52	I
3500	2152.68	II	230	2407.59	I	3000	2694.23	I	200	3262.01	I
2900	2155.81	I	290	2409.37	I	330	2772.46	I	390	3266.44	I
7900	2158.05	I	290	2410.17	I	250	2775.55	I	200	3322.60	I
2100	2162.88	I	290	2410.73	I	520	2781.29	I	560	3368.48	I
5800	2169.42	II	540	2413.31	I	330	2785.22	I	660	3437.02	I
4500	2175.24	I	370	2415.86	I	540	2797.35	I	410	3448.97	I
2700	2178.17	I	620	2418.11	I	1600	2797.70	I	3200	3513.64	I
1600	2187.43	II	210	2424.89	I	380	2798.18	I	220	3515.95	I
1100	2190.38	II	370	2424.99	I	410	2800.82	I	410	3522.03	I
740	2191.64	I	290	2425.66	I	680	2823.18	I	320	3558.99	I
910	2208.09	II	540	2427.61	I	1200	2824.45	I	1200	3573.72	I
1300	2220.37	I	540	2431.24	I	820	2836.40	I	320	3594.39	I
790	2221.07	II	1300	2431.94	I	1100	2839.16	I	220	3609.77	I
2500	2242.68	II	270	2435.14	I	820	2840.22	I	660	3628.67	I
620	2245.76	II	250	2445.34	I	3800	2849.72	I	220	3636.20	I
2100	2253.38	I	250	2447.76	I	380	2875.60	I	300	3661.71	I
2100	2255.10	I	910	2452.81	I	380	2875.98	I	300	3664.62	I
1400	2255.81	I	1300	2455.61	I	270	2877.68	I	320	3674.98	I
350	2258.51	I	230	2455.87	I	820	2882.64	I	200	3687.08	I
1400	2258.86	I	210	2457.03	I	650	2897.15	I	200	3731.36	II
830	2264.61	I	210	2457.23	I	260	2901.95	I	530	3747.20	I
1100	2266.33	I	870	2467.30	I	260	2904.80	I	3100	3800.12	I
1000	2268.90	I	3300	2475.12	I	200	2907.24	I	230	3817.24	I
660	2280.00	I	210	2478.11	I	440	2916.36	I	480	3902.51	I
950	2281.02	II	2100	2481.18	I	230	2918.57	I	480	3915.38	I
660	2281.91	I	620	2493.08	I	4400	2924.79	I	400	3934.84	I
330	2284.60	I	210	2496.27	I	1200	2934.64	I	590	3976.31	I
330	2295.08	I	250	2502.63	I	880	2936.68	I	460	3992.12	I
790	2298.05	I	4100	2502.98	I	250	2938.47	I	350	4033.76	I
460	2299.53	I	210	2513.71	I	2700	2943.15	I	370	4069.92	I
910	2300.50	I	990	2533.13	I	230	2946.97	I	150	4070.68	I
2700	2304.22	I	1100	2534.46	I	200	2949.76	I	100	4092.61	I
410	2305.47	I	580	2537.22	I	1200	2951.22	I	140	4115.78	I
210	2307.27	I	580	2542.02	I	200	2974.95	I	90	4172.56	I
910	2308.93	I	7900	2543.97	I	440	2980.65	I	260	4268.10	I
460	2315.38	I	790	2546.03	I	300	2996.08	I	220	4311.50	I
410	2321.45	I	210	2551.40	I	220	3002.25	I	160	4399.47	I
410	2321.58	I	210	2555.35	I	600	3003.63	I	65	4403.78	I
210	2327.98	I	910	2564.18	I	270	3017.31	I	110	4426.27	I
			210	2569.88	I	380	3029.36	I	55	4478.48	I

Intensity	Wavelength/Å		Intensity	Wavelength/Å		Intensity	Wavelength/Å		Intensity	Wavelength/Å	
11	1952.65	III	60	2264.389	I	80	2406.97	II	500	2493.26	II
30	1953.005	I	80	2267.085	I	300	2410.52	II	60	2494.000	I
13	1953.32	III	10	2267.42	III	200	2411.07	II	50	2494.251	I
10	1953.49	III	80	2267.469	I	150	2413.31	II	100	2495.87	I
10 w	1954.22	III	50	2270.862	I	80	2417.87	II	600	2496.533	I
60	1957.823	I	150	2272.070	I	60	2420.396	I	150	2498.90	I
11	1958.58	III	150	2276.026	I	60	2423.089	I	1000	2501.132	I
60	1960.144	I	80	2279.937	I	150	2424.14	II	50	2501.693	I
13	1960.32	III	150	2284.086	I	120	2428.36	II	80	2506.09	II
30	1961.25	I	150	2287.250	I	120	2430.08	II	500	2507.900	I
50	1962.111	I	300	2292.524	I	80	2432.26	II	50	2508.753	I
12	1963.11	II	10	2293.06	III	60	2438.182	I	1000	2510.835	I
15	1987.50	III	15	2295.86	III	150	2439.30	II	120	2511.76	II
14	1991.61	III	200	2297.787	I	150	2439.74	I	80	2512.275	I
13	1994.07	III	600	2298.169	I	100	2442.57	I	400	2512.365	I
12	1995.56	III	80	2299.220	I	250	2443.872	I	80	2516.570	I
12	1996.42	III	300	2300.142	I	100	2444.51	II	300	2517.661	I
10	2061.55	III	50	2301.684	I	50	2445.212	I	800	2518.102	I
12	2068.24	III	100	2303.424	I	100	2445.57	II	150	2519.629	I
14	2078.99	III	150	2303.581	I	60	2447.709	I	50	2522.480	I
100	2084.122	I	120	2308.999	I	100	2453.476	I	4000	2522.849	I
10	2084.35	III	150	2313.104	I	1500	2457.598	I	200	2523.66	I
12	2090.14	III	10 p	2317.70	III	150	2458.78	II	500	2524.293	I
15	2097.48	III	10	2319.22	III	80	2461.28	II	100	2525.02	I
12	2097.69	III	200	2320.358	I	100	2461.86	II	200	2525.39	II
12	2103.80	III	10 p	2321.71	III	100	2462.181	I	300	2526.29	II
10	2107.32	III	10	2326.95	III	1500	2462.647	I	2000	2527.435	I
15	2151.78	III	100	2327.40	II	50	2463.730	I	800	2529.135	I
12	2157.71	III	100	2331.31	II	800	2465.149	I	250	2529.55	II
50	2157.794	I	300	2332.80	II	60	2467.732	I	150	2529.836	I
12	2158.47	III	10 p	2336.77	III	600	2468.879	I	200	2530.687	I
10	2161.27	III	200	2338.01	II	80	2470.67	II	120	2533.63	II
40	2166.773	I	10	2338.96	III	80	2470.965	I	100	2534.42	II
12	2166.95	III	600	2343.49	II	800	2472.336	I	120	2535.49	II
12	2171.04	III	80	2343.96	II	1000	2472.895	I	400	2535.607	I
15	2174.66	III	150	2344.28	II	200	2473.16	I	200	2536.792	I
300	2178.118	I	200	2348.11	II	600	2474.814	I	200	2536.80	II
12	2180.41	III	250	2348.30	II	60	2476.657	I	100	2538.80	II
250	2186.486	I	200	2359.12	II	120	2479.480	I	100	2538.91	II
60	2186.892	I	150	2360.00	II	1200	2479.776	I	150	2538.99	II
120	2187.195	I	120	2360.29	II	100	2480.16	II	50	2539.357	I
250	2191.839	I	200	2364.83	II	80	2482.12	II	200	2540.66	II
150	2196.043	I	80	2365.76	II	100	2482.66	II	600	2540.972	I
80	2200.390	I	80	2368.59	II	10000	2483.271	I	80	2541.10	II
80	2200.724	I	80	2369.456	I	300	2483.533	I	300	2542.10	I
15	2208.41	II	80	2369.95	II	1000	2484.185	I	250	2543.92	I
10 p	2208.85	III	120	2371.430	I	50	2485.990	I	150	2544.70	I
20	2213.65	II	300	2373.624	I	800	2486.373	I	800	2545.978	I
12	2218.26	II	150	2373.74	II	100	2486.691	I	80	2546.67	II
20	2220.38	II	120	2374.518	I	100	2487.066	I	100	2548.74	II
10	2221.83	III	120	2376.43	II	120	2487.370	I	80	2549.08	II
10	2229.27	III	80	2379.27	II	4000	2488.143	I	80	2549.39	II
10	2232.43	III	120	2380.76	II	100	2488.945	I	600	2549.613	I
10	2232.69	III	150	2381.835	I	80	2489.48	II	400	2562.53	II
10	2235.91	III	1000	2382.04	II	1000	2489.750	I	200	2563.48	II
10	2238.16	III	300	2388.63	II	50	2489.913	I	150	2574.36	II
12 p	2241.54	III	200	2389.973	I	3000	2490.644	I	300	2576.691	I
50	2250.790	I	1000	2395.62	II	100	2490.71	II	100	2582.58	II
60	2251.874	I	300	2399.24	II	2000	2491.155	I	1500	2584.54	I
300	2259.511	I	800	2404.88	II	100	2491.40	II	650	2585.88	II
12	2261.59	III	250	2406.66	II	100	2493.18	II	90	2591.54	II

Intensity	Wavelength/Å		Intensity	Wavelength/Å		Intensity	Wavelength/Å		Intensity	Wavelength/Å	
90	2593.73	II	80	2744.527	I	500	2999.512	I	80	3246.005	I
650	2598.37	II	300	2746.48	II	120	3000.451	I	80	3265.046	I
2000	2599.40	II	100	2749.32	II	800	3000.948	I	50	3265.617	I
300	2599.57	I	500	2749.48	II	12	3001.62	III	13	3266.88	III
60	2605.657	I	1200	2750.140	I	60	3001.655	I	50	3271.000	I
300	2606.51	II	80	2753.29	II	12 h	3007.28	III	11	3276.08	III
800	2606.827	I	150	2754.032	I	200	3007.282	I	150	3286.75	I
650	2607.09	II	100	2754.426	I	500	3008.14	I	10	3288.81	III
600	2611.87	II	800	2755.73	II	120	3009.569	I	120	3305.97	I
320	2613.82	II	250	2756.328	I	15	3013.17	III	200	3306.343	I
320	2617.62	II	100	2757.316	I	60	3017.627	I	400	3355.227	I
250	2618.018	I	120	2761.780	I	60	3018.983	I	80	3355.517	I
90	2620.41	II	150	2761.81	II	500	3020.491	I	60	3369.546	I
400	2623.53	I	150	2762.026	I	1500	3020.639	I	120	3370.783	I
200	2625.67	II	120	2762.772	I	600	3021.073	I	50	3378.678	I
150	2628.29	II	120	2763.109	I	500	3024.032	I	50	3380.110	I
250	2631.05	II	80	2766.910	I	150	3025.638	I	60	3383.978	I
250	2631.32	II	250	2767.522	I	500	3025.842	I	50	3392.304	I
100	2632.237	I	300	2772.07	I	80	3030.148	I	150	3392.651	I
300	2635.809	I	600	2778.220	I	60	3031.214	I	150	3399.333	I
50	2641.646	I	3000	2788.10	I	60	3034.484	I	80	3404.353	I
200	2643.998	I	200	2797.78	I	800	3037.389	I	500	3407.458	I
300	2666.812	I	400	2804.521	I	80	3041.637	I	250	3413.131	I
60	2666.965	I	1500	2806.98	I	800	3047.604	I	60	3424.284	I
600	2679.062	I	10 p	2813.24	III	600	3057.446	I	500	3427.119	I
500	2684.75	II	2500	2813.287	I	1000	3059.086	I	60	3428.748	I
400	2689.212	I	300	2823.276	I	250	3067.244	I	6000	3440.606	I
10 h	2695.13	III	600	2825.56	I	120	3075.719	I	2500	3440.989	I
200	2699.106	I	50	2825.687	I	120	3091.577	I	1000	3443.876	I
80	2706.012	I	120	2828.808	I	80	3098.189	I	200	3445.149	I
400	2706.582	I	1500	2832.436	I	100	3099.895	I	1200	3465.860	I
60	2708.571	I	120	2835.950	I	100	3099.968	I	2000	3475.450	I
200	2711.655	I	200	2838.119	I	60	3100.303	I	500	3476.702	I
80	2714.41	II	200	2843.631	I	100	3100.665	I	2500	3490.574	I
50	2716.257	I	1000	2843.977	I	10 p	3136.43	III	500	3497.840	I
50	2717.786	I	100	2845.594	I	10	3174.09	III	10	3501.76	III
250	2718.436	I	800	2851.797	I	80	3175.445	I	250	3513.817	I
4000	2719.027	I	50	2869.307	I	10	3175.99	III	300	3521.261	I
100	2719.420	I	50	2872.334	I	10	3178.01	III	400	3526.040	I
50	2720.197	I	80	2874.172	I	150	3184.895	I	100	3526.166	I
1500	2720.903	I	50	2894.504	I	250	3191.659	I	60	3526.237	I
400	2723.578	I	12	2904.43	III	500	3193.226	I	60	3526.381	I
150	2724.953	I	10	2907.50	III	800	3193.299	I	60	3526.467	I
50	2726.235	I	12	2907.70	III	200	3196.928	I	100	3533.199	I
80	2727.54	II	120	2912.157	I	80	3199.500	I	200	3536.556	I
200	2728.020	I	120	2929.007	I	50	3205.398	I	300	3541.083	I
50	2728.820	I	1200	2936.903	I	100	3211.88	I	250	3542.075	I
80	2728.90	II	60	2941.343	I	200	3214.011	I	80	3553.739	I
1000	2733.581	I	1000	2947.876	I	200	3214.396	I	400	3554.925	I
60	2734.005	I	600	2953.940	I	60	3215.938	I	200	3556.878	I
50	2734.268	I	250	2957.364	I	50	3217.377	I	400	3558.515	I
500	2735.475	I	150	2965.254	I	80	3219.583	I	1000	3565.379	I
50	2735.612	I	1500	2966.898	I	60	3219.766	I	1200	3570.097	I
500	2737.310	I	120	2969.36	I	300	3222.045	I	800	3570.25	I
120	2737.83	I	800	2970.099	I	600	3225.78	I	120	3571.996	I
400	2739.55	II	1200	2973.132	I	80	3227.796	I	100	3573.393	I
250	2742.254	I	500	2973.235	I	50	3233.967	I	60	3573.829	I
800	2742.405	I	600	2981.445	I	120	3234.613	I	60	3573.888	I
200	2743.20	II	1000	2983.570	I	300	3236.222	I	4000	3581.19	I
150	2743.565	I	1000	2994.427	I	100	3239.433	I	150	3582.199	I
200	2744.068	I	250	2994.502	I	80	3244.187	I	150	3584.660	I

Intensity	Wavelength/Å		Intensity	Wavelength/Å		Intensity	Wavelength/Å		Intensity	Wavelength/Å	
120	3584.929	I	6000	3737.131	I	1200	3927.920	I	40	4195.329	I
300	3585.319	I	100	3738.306	I	2000	3930.296	I	150	4198.304	I
150	3585.705	I	400	3743.362	I	60	3948.774	I	40	4199.095	I
10	3586.04	III	6000	3745.561	I	60	3949.953	I	300	4202.029	I
200	3586.103	I	1200	3745.899	I	50	3951.164	I	40	4203.984	I
400	3586.984	I	3000	3748.262	I	50	3952.601	I	80	4206.696	I
100	3594.633	I	80	3748.964	I	16	3954.33	III	80	4210.343	I
11	3600.94	III	3000	3749.485	I	60	3956.454	I	400	4216.183	I
150	3603.204	I	1500	3758.232	I	250	3956.68	I	100	4219.360	I
11	3603.88	III	400	3760.05	I	60	3966.614	I	50	4222.212	I
200	3605.454	I	1500	3763.788	I	11	3968.72	III	11	4222.27	III
500	3606.680	I	400	3765.54	I	100	3969.257	I	50	4225.956	I
1500	3608.859	I	600	3767.191	I	80	3977.741	I	200	4227.423	I
250	3610.16	I	60	3776.452	I	10 w	3979.42	III	100	4233.602	I
60	3612.068	I	250	3785.95	I	40	3981.771	I	13	4235.56	III
150	3617.788	I	100	3786.68	I	50	3983.956	I	250	4235.936	I
1500	3618.768	I	250	3787.880	I	60	3994.114	I	50	4238.809	I
200	3621.462	I	250	3790.092	I	200	3997.392	I	12	4243.75	III
150	3622.004	I	150	3794.34	I	40	3998.053	I	50	4247.425	I
150	3623.19	I	400	3795.002	I	400	4005.241	I	200	4250.118	I
100	3631.096	I	120	3797.518	I	60	4009.713	I	300	4250.787	I
1200	3631.463	I	250	3798.511	I	100	4021.867	I	40	4258.315	I
60	3632.041	I	400	3799.547	I	10	4035.42	III	800	4260.473	I
100	3638.298	I	200	3805.345	I	50	4040.638	I	250	4271.153	I
200	3640.389	I	80	3806.696	I	4000	4045.813	I	1200	4271.759	I
80	3643.717	I	600	3812.964	I	11	4053.11	III	12 h	4273.40	III
1500	3647.842	I	60	3813.059	I	1500	4063.594	I	12	4279.72	III
250	3649.506	I	1500	3815.840	I	50	4066.975	I	1200	4282.402	I
80	3650.279	I	2500	3820.425	I	50	4067.977	I	14 h	4286.16	III
200	3651.467	I	150	3821.179	I	1200	4071.737	I	80	4291.462	I
120	3670.024	I	80	3824.306	I	40	4076.629	I	16 h	4296.85	III
150	3670.089	I	2500	3824.444	I	12	4081.00	III	250	4299.234	I
100	3676.311	I	1500	3825.880	I	40	4100.737	I	18 h	4304.78	III
150	3677.629	I	1200	3827.823	I	40	4107.489	I	1200	4307.901	I
1500	3679.913	I	1000	3834.222	I	150	4118.544	I	20 h	4310.36	III
200	3682.242	I	120	3839.257	I	10	4120.90	III	150	4315.084	I
120	3683.054	I	500	3840.437	I	11	4122.02	III	1500	4325.761	I
150	3684.107	I	800	3841.047	I	11	4122.78	III	80	4352.734	I
120	3685.998	I	120	3843.256	I	40	4127.608	I	80	4369.771	I
500	3687.456	I	80	3846.800	I	400	4132.058	I	11 h	4372.31	III
120	3689.477	I	200	3849.96	I	80	4134.676	I	14 h	4372.53	III
150	3694.008	I	120	3850.817	I	40	4136.997	I	18 h	4372.81	III
120	3695.051	I	2500	3856.372	I	15	4137.76	III	800	4375.929	I
150	3701.086	I	150	3859.212	I	13	4139.35	III	3000	4383.544	I
80	3704.462	I	10000	3859.911	I	200	4143.415	I	1200	4404.750	I
1200	3705.566	I	150	3865.523	I	800	4143.869	I	300	4415.122	I
60	3707.041	I	60	3867.215	I	40	4153.898	I	12	4419.60	III
150	3707.821	I	250	3872.501	I	50	4154.500	I	600	4427.299	I
300	3707.919	I	150	3873.761	I	60	4156.799	I	400	4461.652	I
600	3709.246	I	250	3878.018	I	18	4164.73	III	120	4466.551	I
120	3716.442	I	2000	3878.573	I	13	4166.84	III	80	4476.017	I
8000	3719.935	I	4000	3886.282	I	50	4172.744	I	80	4482.169	I
1500	3722.563	I	200	3887.048	I	13	4174.26	III	200	4482.252	I
120	3724.377	I	300	3888.513	I	60	4174.912	I	50	4489.739	I
60	3725.491	I	800	3895.656	I	50	4175.635	I	50	4528.613	I
60	3727.093	I	1200	3899.707	I	50	4177.593	I	30	4647.433	I
500	3727.619	I	400	3902.945	I	120	4181.754	I	30	4736.771	I
150	3732.396	I	250	3906.479	I	50	4184.891	I	50	4859.741	I
1200	3733.317	I	80	3916.731	I	120	4187.038	I	120	4871.317	I
5000	3734.864	I	600	3920.258	I	120	4187.795	I	60	4872.136	I
120	3735.324	I	1200	3922.911	I	80	4191.430	I	30	4878.208	I

Intensity	Wavelength/Å		Intensity	Wavelength/Å		Intensity	Wavelength/Å		Intensity	Wavelength/Å	
100	4890.754	I	10	5368.06	III	80	7187.313	I	50	625.02	III
250	4891.492	I	400	5371.489	I	30	7207.381	I	30	625.76	III
30	4903.309	I	11 l	5375.47	III	30	7445.746	I	45	628.59	III
150	4918.992	I	40	5393.167	I	40	7495.059	I	50	630.04	III
500	4920.502	I	300	5397.127	I	60	7511.045	I	35	633.09	III
1500	4957.597	I	250	5405.774	I	80	7937.131	I	120	637.87	V
80	5001.862	I	250	5429.695	I	60	7945.984	I	50	639.98	III
30	5005.711	I	100	5434.523	I	80	7998.939	I	60	646.41	III
100	5006.117	I	200	5446.871	I	60	8046.047	I	50	651.20	III
60	5012.067	I	120	5455.609	I	50	8085.176	I	50	659.72	III
30	5014.941	I	25	5497.516	I	150	8220.41	I	30	664.86	III
150	5041.755	I	20	5501.464	I	120	8327.053	I	40	672.34	III
30	5049.819	I	30	5506.778	I	20	8331.908	I	35	672.85	III
30	5051.634	I	30	5569.618	I	120	8387.770	I	35	676.57	III
25	5074.748	I	60	5572.841	I	30	8468.404	I	35	680.13	III
150	5110.357	I	120	5586.755	I	15	8514.069	I	35	683.68	III
40	5139.251	I	200	5615.644	I	60	8661.898	I	45	686.25	III
100	5139.462	I	20	5624.541	I	150	8688.621	I	45	687.98	III
25	5151.910	I	50	5662.515	I	52	11422.32	I		690.86	V
12	5156.12	III	11	5719.88	III	87	11439.12	I		691.75	V
80	5166.281	I	10	5756.38	III	91	11593.59	I	45	691.93	III
2500	5167.487	I	20	5762.990	I	255	11607.57	I	50	695.61	III
80	5168.897	I	18	5833.93	III	160	11638.26	I	30	698.05	III
500	5171.595	I	10	5854.62	III	230	11689.98	I	50	708.36	III
50	5191.454	I	30	5862.353	I	160	11783.26	I	600	708.85	V
80	5192.343	I	15	5891.91	III	580	11882.84	I	50	714.00	III
200	5194.941	I	30	5914.114	I	225	11884.08	I	100 p	722.04	III
10	5199.08	III	10 p	5920.13	III	1030	11973.05	I	60	729.40	II
30	5204.582	I	18 p	5929.69	III	96	14400.56	I	30	746.70	III
25	5215.179	I	10	5952.31	III	72	14512.23	I	200	761.18	II
150	5216.274	I	14	5953.62	III	50	14555.06	I	100	763.98	II
60	5226.862	I	12	5979.32	III	40	14826.43	I	60	766.20	II
1000	5227.150	I	30	5986.956	I	94	15294.58	I	200	771.03	II
250	5232.939	I	12 h	5989.08	III	41	15769.42	I	60 p	773.69	II
10	5235.66	III	18	5999.54	III	105	18856.65	I	200	782.10	II
18	5243.31	III	16	6032.59	III				100	783.72	II
13 l	5260.34	III	13	6036.56	III	<i>Krypton Kr Z = 36</i>			60	785.97	III
100	5266.555	I	11	6048.72	III	30	467.35	III		793.44	IV
1200	5269.537	I	11	6054.18	III	150	472.16	V		794.11	IV
800	5270.357	I	40	6065.482	I	100	484.39	V	7	805.76	IV
14	5272.98	III	30	6102.159	I	250	496.25	V		810.70	V
15	5276.48	III	40	6136.614	I	120	500.77	V	18	816.82	IV
30	5281.789	I	40	6137.694	I	200	507.20	V	60	818.15	II
16	5282.30	III	40	6191.558	I	30	540.86	III	60	830.38	II
60	5283.621	I	30	6213.429	I	60	548.04	V	50	837.66	III
12	5284.83	III	30	6219.279	I	30	565.64	III	22	842.04	IV
11	5298.12	III	40	6230.726	I	30	569.16	III	100	844.06	II
12	5299.93	III	20	6246.317	I	30	571.98	III	50	854.73	III
25	5302.299	I	80	6247.56	II	30	579.83	III	60	862.58	III
14 w	5302.60	III	30	6252.554	I	30	585.14	III	60	864.82	II
10	5306.76	III	20	6393.602	I	30	585.96	III	60	868.87	II
10	5322.74	III	30	6399.999	I	30	593.70	III	40	870.84	III
150	5324.178	I	20	6411.647	I	30	594.10	III	50	876.08	III
800	5328.038	I	20	6421.349	I	30	596.41	III	200	884.14	II
300	5328.531	I	30	6430.844	I	40	600.17	III	1000	886.30	II
100	5332.899	I	200	6456.38	II	30	603.67	III	400	891.01	II
80	5339.928	I	60	6494.981	I	50	605.86	III	75	897.81	III
500	5341.023	I	20	6546.239	I	35	606.47	III	200	911.39	II
11	5346.88	III	20	6592.913	I	50	611.12	III	2000	917.43	II
12	5353.77	III	40	6677.989	I	35	616.72	III	50	945.44	I
12	5363.76	III	25	7164.443	I	40	621.45	III	50	946.54	I
						45	622.80	III			

Intensity	Wavelength/Å		Intensity	Wavelength/Å		Intensity	Wavelength/Å		Intensity	Wavelength/Å	
20	951.06	I	60	2992.22	III	300	4057.037	II	200	5468.17	II
50	953.40	I	50	3022.30	III	300	4065.128	II	10	5501.43	III
50	963.37	I	80	3024.45	III	50	4067.37	III	500	5562.224	I
2000	964.97	II	50	3046.93	III	500	4088.337	II	2000	5570.288	I
50	987.29	III	30	3056.72	III	250	4098.729	II	80	5580.386	I
100	1001.06	I	60	3063.13	III	100	4109.248	II	100	5649.561	I
100	1003.55	I	40	3097.16	III	40	4131.33	III	400	5681.89	II
100	1030.02	I	60	3112.25	III	250	4145.122	II	200 h	5690.35	II
30	1158.74	III	30	3120.61	III	40	4154.46	III	100	5832.855	I
200	1164.87	I	100	3124.39	III	150	4250.580	II	3000	5870.914	I
650	1235.84	I	60	3141.35	III	1000	4273.969	I	200	5992.22	II
6	1638.82	III	3	3142.01	IV	100	4282.967	I	60	5993.849	I
6	1914.09	III	100	3189.11	III	600	4292.923	II	10 h	6037.17	III
3	2237.34	IV	80	3191.21	III	200	4300.49	II	60	6056.125	I
6	2291.26	IV	6	3224.99	IV	500 h	4317.81	II	10 h	6078.38	III
3	2329.3	IV	40	3239.52	III	400	4318.551	I	10	6310.22	III
4	2336.75	IV	40	3240.44	III	1000	4319.579	I	300	6420.18	II
4	2348.27	IV	300	3245.69	III	150 h	4322.98	II	100	6421.026	I
3	2358.5	IV	3	3261.70	IV	100	4351.359	I	200	6456.288	I
3	2388.05	IV	150	3264.81	III	3000	4355.477	II	150	6570.07	II
40	2393.94	III	100	3268.48	III	500	4362.641	I	60	6699.228	I
4	2416.9	IV	30	3271.65	III	200	4369.69	II	100	6904.678	I
3	2428.04	IV	30	3285.89	III	800	4376.121	I	250	7213.13	II
5	2442.68	IV	30	3304.75	III	300 h	4386.54	II	100	7224.104	I
4	2451.7	IV	50	3311.47	III	200	4399.965	I	80	7287.258	I
6	2459.74	IV	200	3325.75	III	100	4425.189	I	400	7289.78	II
100 h	2464.77	II	60	3330.76	III	500	4431.685	II	400	7407.02	II
5	2474.06	IV	50	3342.48	III	600	4436.812	II	60	7425.541	I
60	2492.48	II	100	3351.93	III	600	4453.917	I	200	7435.78	II
40	2494.01	III	40	3374.96	III	800	4463.689	I	100	7486.862	I
4	2517.0	IV	100	3439.46	III	800	4475.014	II	300	7524.46	II
5	2518.02	IV	70	3474.65	III	400 h	4489.88	II	1000	7587.411	I
6	2519.38	IV	100	3488.59	III	600	4502.353	I	2000	7601.544	I
5	2524.5	IV	200	3507.42	III	400 h	4523.14	II	150	7641.16	II
5	2546.0	IV	100	3564.23	III	200 h	4556.61	II	1000	7685.244	I
6	2547.0	IV	100 h	3607.88	II	800	4577.209	II	1200	7694.538	I
4	2558.08	IV	200	3631.889	II	300	4582.978	II	250	7735.69	II
30	2563.25	III	30	3641.34	III	150 h	4592.80	II	150	7746.827	I
3	2586.9	IV	250	3653.928	II	500	4615.292	II	800	7854.821	I
5	2606.17	IV	80	3665.324	I	1000	4619.166	II	200	7913.423	I
10	2609.5	IV	150	3669.01	II	800	4633.885	II	180	7928.597	I
8	2615.3	IV	100	3679.559	I	2000	4658.876	II	200	7933.22	II
7	2621.11	IV	80	3686.182	II	500	4680.406	II	120	7973.62	II
60	2639.76	III	30	3690.65	III	100	4691.301	II	100	7982.401	I
30	2680.32	III	300 h	3718.02	II	200	4694.360	II	1500	8059.503	I
40	2681.19	III	200	3718.595	II	3000	4739.002	II	4000	8104.364	I
80 h	2712.40	II	150	3721.350	II	300	4762.435	II	6000	8112.899	I
3	2730.55	IV	200	3741.638	II	1000	4765.744	II	60	8132.967	I
8	2748.18	IV	150	3744.80	II	300	4811.76	II	3000	8190.054	I
6	2774.70	IV	80	3754.245	II	300	4825.18	II	200	8202.72	II
3	2829.60	IV	500	3778.089	II	800	4832.077	II	80	8218.365	I
100	2833.00	II	500	3783.095	II	700	4846.612	II	3000	8263.240	I
3	2836.08	IV	3	3809.30	IV	150	4857.20	II	100	8272.353	I
30	2841.00	III	5	3860.58	IV	300	4945.59	II	1500	8281.050	I
30	2851.16	III	40 h	3868.70	III	20 h	5016.45	III	5000	8298.107	I
5	2853.0	IV	150 h	3875.44	II	200	5022.40	II	100	8412.430	I
3	2859.3	IV	150	3906.177	II	250	5086.52	II	3000	8508.870	I
50	2870.61	III	200	3920.081	II	400 h	5125.73	II	150	8764.110	I
100	2892.18	III	5	3934.29	IV	500	5208.32	II	6000	8776.748	I
30	2909.17	III	100	3994.840	II	200	5308.66	II	2000	8928.692	I
50	2952.56	III	100 h	3997.793	II	500	5333.41	II	500	9238.48	II

Intensity	Wavelength/Å		Intensity	Wavelength/Å		Intensity	Wavelength/Å		Intensity	Wavelength/Å	
500 hl	9293.82	II	2600	18167.315	I	10000	1523.79	III	410	4619.88	II
200 h	9320.99	II	100	18399.786	I	4000	1808.66	IV	540	4655.50	II
300	9361.95	II	150	18580.896	I	5000	1902.97	IV	360	4662.51	II
100	9362.082	I	300	18696.294	I	4000 c	2197.45	IV	230	4692.50	II
200 h	9402.82	II	170	18785.460	I	770	2256.76	II	230	4728.42	II
200 h	9470.93	II	200	18797.703	I	25000 w	2417.58	IV	500	4740.28	II
500	9577.52	II	140	20209.878	I	50000	2532.75	IV	390	4743.09	II
500 h	9605.80	II	300	20423.964	I	45000	2582.05	IV	320	4748.73	II
400 h	9619.61	II	140	20446.971	I	95000 w	2597.50	IV	320	4860.91	II
200	9663.34	II	600	21165.471	I	70000 w	2662.75	IV	850	4899.92	II
200 h	9711.60	II	1800	21902.513	I	420	2808.39	II	1000	4920.98	II
2000	9751.758	I	120	22485.775	I	50000 w	2848.30	IV	1000	4921.79	II
500	9803.14	II	180	23340.416	I	30000 c	2962.58	IV	370	4949.77	I
500	9856.314	I	120	24260.506	I	70000 w	3009.51	IV	340	4970.39	II
1000	10221.46	II	180	24292.221	I	90000 c	3056.68	IV	370	4986.83	II
100	11187.108	I	600	25233.820	I	1000	3171.63	III	720	4999.47	II
200	11257.711	I	180	28610.55	I	1500	3171.74	III	210	5050.57	I
150	11259.126	I	1000	28655.72	I	510	3245.13	II	470	5114.56	II
500	11457.481	I	150	28769.71	I	550	3265.67	II	470	5122.99	II
150	11792.425	I	140	28822.49	I	800	3303.11	II	450	5145.42	I
1500	11819.377	I	300	29236.69	I	1500	3337.49	II	290	5158.69	I
600	11997.105	I	300	30663.54	I	870	3344.56	II	580	5177.31	I
160	12077.224	I	300	30979.16	I	1500	3380.91	II	850	5183.42	II
100	12861.892	I	500	39300.6	I	320	3628.83	II	260	5188.22	II
1100	13177.412	I	1100	39486.52	I	1000	3645.42	II	720	5211.86	I
1000	13622.415	I	220	39557.25	I	550	3713.54	II	520	5234.27	I
2400	13634.220	I	100	39572.60	I	2400	3759.08	II	340	5253.46	I
800	13658.394	I	1400	39588.4	I	3700	3790.83	II	370	5271.19	I
200	13711.036	I	1100	39589.6	I	3900	3794.78	II	370	5301.98	II
600	13738.851	I	500	39954.8	I	600	3840.72	II	180	5303.55	II
150	13974.027	I	300	39966.6	I	1600	3849.02	II	500	5455.15	I
550	14045.657	I	1300	40306.1	I	3400	3871.64	II	470	5501.34	I
140	14104.298	I	250	40685.16	I	1700	3886.37	II	240	5648.25	I
180	14402.22	I	<i>Lanthanum La Z = 57</i>			1300	3916.05	II	180	5740.66	I
2000	14426.793	I	100	344.12	IV	1100	3921.54	II	370	5769.34	I
100	14517.84	I	400	390.72	V	2200	3929.22	II	320	5789.24	I
1600	14734.436	I	1000	432.11	V	9000	3949.10	II	450	5791.34	I
550	14762.672	I	2500	435.28	V	4400	3988.52	II	140	5821.99	I
450	14765.472	I	10000	463.14	IV	3600	3995.75	II	320	5930.62	I
400	14961.894	I	5000	482.16	V	2800	4031.69	II	720	6249.93	I
120	15005.307	I	7000	498.08	V	3000	4042.91	II	260 d	6262.30	II
140	15209.526	I	15000	499.54	IV	850	4067.39	II	450	6394.23	I
1700	15239.615	I	10000	503.58	V	2800	4077.35	II	250	6455.99	I
130	15326.480	I	12000	526.76	V	5500	4086.72	II	180	6709.50	I
1500	15334.958	I	10000	531.07	V	4400	4123.23	II	110	7045.96	I
700	15372.037	I	15000	533.23	V	550	4141.74	II	160	7066.23	II
200	15474.026	I	8000	547.44	V	1100	4151.97	II	50	7161.25	I
180	15681.02	I	40000	552.02	IV	1500	4196.55	II	110 w	7282.34	II
120	15820.09	I	5000	600.24	V	1600	4238.38	II	110 w	7334.18	I
200	16726.513	I	30000	631.26	IV	480	4269.50	II	75 cw	7483.50	II
2000	16785.128	I	400	796.99	III	600	4286.97	II	50	7498.83	I
1000	16853.488	I	2000	870.40	III	600	4296.05	II	85	7539.23	I
2400	16890.441	I	1000	882.34	III	440	4322.51	II	40	7964.83	I
1600	16896.753	I	400	942.86	III	4600	4333.74	II	75	8086.05	I
1800	16935.806	I	50000	1081.61	III	550	4354.40	II	85	8324.69	I
600	17098.771	I	95000	1099.73	III	2000	4429.90	II	95	8346.53	I
700	17367.606	I	2000	1255.63	III	850	4522.37	II	65	8545.44	I
120	17404.443	I	10000	1349.18	III	420	4526.12	II	300	8583.45	III
150	17616.854	I	25000	1368.04	IV	400	4558.46	II	40	8674.43	I
650	17842.737	I	20000	1463.47	IV	400	4574.88	II	35	8825.82	I
700	18002.229	I	15000	1507.87	IV	410	4613.39	II	120	9184.38	III

Intensity	Wavelength/Å		Intensity	Wavelength/Å		Intensity	Wavelength/Å		Intensity	Wavelength/Å	
100	9212.63	III	15	1056.53	IV	20	2259.01	V	100	5006.572	I
140	10284.79	III	10	1060.66	II	150	2332.418	I	50	5089.484	I
<i>Lead Pb Z = 82</i>			12	1072.09	IV	16	2359.53	IV	10	5107.242	I
10	496.38	IV	18	1080.81	IV	180	2388.797	I	2000	5201.437	I
12	499.94	IV	20	1084.17	IV	550 r	2393.792	I	10	5372.099	II
14	529.78	IV	10	1088.86	V	140	2399.597	I	40	5692.346	I
20	570.16	IV	10	1103.94	II	320 r	2401.940	I	200	5895.624	I
10	648.50	IV	10	1108.43	II	320 r	2411.734	I	2000	6001.862	I
20	703.73	V	10	1109.84	II	16	2417.61	IV	500	6011.667	I
12	749.46	V	20	1116.08	IV	15	2424.81	V	500	6059.356	I
10	752.52	V	10	1119.57	II	150 r	2443.829	I	40	6081.409	II
10	761.09	IV	10	1121.36	II	160 r	2446.181	I	50	6110.520	I
18	767.45	V	10	1133.14	II	130 r	2476.378	I	100	6235.266	I
18	769.49	V	18	1137.84	IV	80 r	2577.260	I	50 c	6660.20	II
14	771.42	V	14	1144.93	IV	500 r	2613.655	I	20000	7228.965	I
14	782.79	V	12	1157.88	V	900 r	2614.175	I	10	7346.676	I
15	797.02	V	14	1185.43	V	160	2628.262	I	20	7809.259	I
18	802.07	IV	20	1189.95	IV	4	2634.256	II	5	7896.737	I
12	802.82	IV	10	1203.63	II	10	2657.094	I	10	8168.001	I
18	809.63	V	10	1231.20	II	700	2663.154	I	6	8191.886	I
10	812.59	IV	11	1233.50	V	10	2697.541	I	5	8217.711	I
10	827.41	IV	10	1291.10	IV	25000 r	2801.995	I	40	8272.690	I
12	832.60	IV	20	1313.05	IV	100	2822.58	I	20	8409.384	I
12	845.94	IV	10	1331.65	II	14000 r	2823.189	I	10	8478.492	I
18	857.64	IV	10	1335.20	II	35000 r	2833.053	I	5	8722.810	I
16	862.33	IV	12	1343.06	IV	6	2840.557	II	10	8857.457	I
20	863.97	V	10	1348.37	II	14000 r	2873.311	I	8	9293.476	I
14	870.44	IV	16	1388.94	IV	3	2914.442	II	15	9438.05	I
6	873.71	II	18	1400.26	IV	15	2966.460	I	15	9604.297	I
12	879.96	IV	10	1404.34	IV	15	2972.991	I	15	9674.351	I
18	883.90	V	10	1433.96	II	15	2980.157	I	200	10290.458	I
14	884.96	IV	10	1512.42	II	4	2986.876	II	100	10498.965	I
14	884.99	IV	14	1535.71	IV	10	3043.85	III	50	10649.249	I
14	888.37	V	20	1553.1	III	150	3118.894	I	15	10886.688	I
8	889.68	II	10	1671.53	II	10	3137.81	III	40	10969.53	I
16	890.72	IV	10	1682.15	II	10	3176.50	III		13512.6	I
14	894.40	V	20	1726.75	II	600	3220.528	I		14743.0	I
12	896.08	V	10	1796.670	II	100	3229.613	I		15349.6	I
12	908.51	IV	10	1822.050	II	400	3240.186	I		39039.4	I
14	915.71	V	10	1904.77	I	200	3262.355	I	<i>Lithium Li Z = 3</i>		
12	917.90	IV	7	1921.471	II	35000	3572.729	I		102.9	III
12	918.09	V	12	1959.34	IV	50000 r	3639.568	I		103.4	III
12	920.28	V	16	1973.16	IV	20000	3671.491	I		104.1	III
12	920.66	V	10	1998.83	V	70000 r	3683.462	I		105.5	III
10	922.12	IV	5 r	2022.02	I	10	3713.982	II		108.0	III
12	922.49	IV	10	2042.58	IV	25000	3739.935	I		113.9	III
10	927.64	IV	12	2049.34	IV	12	3854.08	III		125.5	II
14	932.20	IV	8 r	2053.28	I	15000	4019.632	I		135.0	III
12	954.35	V	12	2079.22	IV	95000	4057.807	I		136.5	II
10	967.23	II	6	2111.758	I	14000	4062.136	I		140.5	II
10	986.71	II	10	2115.066	I	10	4157.814	I		167.21	II
10	995.89	II	15	2154.01	IV	10000	4168.033	I		168.74	II
10	1016.61	II	500 r	2170.00	I	8	4272.66	III		171.58	II
14	1028.61	IV	7	2175.580	I	200	4340.413	I		178.02	II
20	1032.05	IV	12	2177.46	IV	10	4496.15	IV		199.28	II
16	1041.24	IV	7	2187.888	I	6	4499.34	III		207.5	II
18	1044.14	IV	8	2189.603	I	16	4534.60	IV		456.	II
12	1048.9	III	10	2203.534	II	7	4571.21	III		483.	II
10	1049.82	II	20	2237.425	I	10	4579.051	II		540.	II
10	1050.77	II	20	2246.86	I	6	4761.12	III		540.0	III
10	1051.26	V	25	2246.89	I	1000	5005.416	I		729.	II

Intensity	Wavelength/Å		Intensity	Wavelength/Å		Intensity	Wavelength/Å		Intensity	Wavelength/Å	
480 h	2728.95	I	250	4281.03	I	3000	323.31	IV	1	2613.36	I
3600	2754.17	II	330 d	4295.97	I	30	353.09	V	2	2614.73	I
750 h	2765.74	I	150	4309.57	I	150	857.29	IV	3	2617.51	I
2000	2772.55	III	190 c	4430.48	I	50	919.03	IV	3	2628.66	I
2700	2796.63	II	190	4450.81	I	250	1037.41	IV	6	2630.05	I
270 c	2834.35	II	3300	4518.57	I	300	1210.99	IV	8	2632.87	I
330 h	2845.13	I	100 h	4648.21	I	300	1342.19	IV	2	2644.80	I
3000	2847.51	II	1000	4658.02	I	800	1346.57	IV	3	2646.21	I
570 h	2885.14	I	85 h	4659.03	I	300	1346.68	IV	4	2649.06	I
6300	2894.84	II	150	4785.42	II	600	1352.05	IV	8	2660.76	II
4500	2900.30	II	85	4815.05	I	900	1384.46	IV	8	2660.82	II
300	2903.05	I	460	4904.88	I	500	1385.77	IV	6	2668.12	I
9000	2911.39	II	180	4942.34	I	800	1387.53	IV	8	2669.55	I
270 h	2949.73	I	800	4994.13	II	300	1404.68	IV	10	2672.46	I
1200	2951.69	II	800	5001.14	I	1000	1409.36	IV	3	2693.72	I
4200	2963.32	II	140	5134.05	I	500	1437.53	IV	5	2695.18	I
2400	2969.82	II	2700	5135.09	I	1000	1437.64	IV	6	2698.14	I
1800	2989.27	I	170	5196.61	I	300	1447.42	IV	8	2731.99	I
3000	3020.54	II	500	5402.57	I	300	1459.54	IV	10	2733.49	I
2100	3056.72	II	140 c	5421.90	I	400	1459.62	IV	12	2736.53	I
1000	3057.86	III	100	5437.88	I	400	1481.51	IV	5	2765.22	I
7500	3077.60	II	2100	5476.69	II	350	1490.45	IV	7	2768.34	I
390	3080.11	I	550	5736.55	I	300	1495.50	IV	38	2776.69	I
5100 h	3081.47	I	80	5800.59	I	300	1607.11	IV	32	2778.27	I
3000	3118.43	I	690 cw	5983.9	II	5	1668.43	I	90	2779.83	I
2400	3171.36	I	140	5997.13	I	500	1683.02	IV	8	2781.29	I
260	3191.80	II	1400	6004.52	I	10	1683.41	I	32	2781.42	I
1400	3198.12	II	440	6055.03	I	400	1698.81	IV	36	2782.97	I
4800	3254.31	II	150	6159.94	II	15	1707.06	I	1000	2795.53	II
3800	3278.97	I	600	6198.13	III	40	1734.84	II	600	2802.70	II
7600	3281.74	I	160	6199.66	II	50	1737.62	II	3	2809.76	I
6200	3312.11	I	2100	6221.87	II	20	1747.80	I	2	2811.11	I
7600	3359.56	I	80	6235.36	II	40	1750.65	II	1	2811.78	I
6200	3376.50	I	160	6242.34	II	50	1753.46	II	12	2846.72	I
950	3385.50	I	70 h	6345.35	I	30	1827.93	I	12	2846.75	I
160 h	3391.55	I	1100	6463.12	II	300	1844.17	IV	14	2848.34	I
1400	3396.82	I	29	6477.67	I	9	2025.82	I	14	2848.42	I
4100	3397.07	II	55 c	6523.18	I	25	2064.90	III	16	2851.65	I
4800	3472.48	II	35 cw	6611.28	II	20	2091.96	III	16	2851.66	I
8300 c	3507.39	II	23 c	6677.14	I	20	2177.70	III	6000	2852.13	I
1600	3508.42	I	30 c	6793.77	I	3	2329.58	II	2	2902.92	I
4800	3554.43	II	45	6917.31	I	20	2395.15	III	4	2906.36	I
4800	3567.84	I	23	7031.24	I	6	2449.57	II	3	2915.45	I
340	3596.34	I	45	7125.84	II	1	2557.23	I	10	2936.74	I
800	3623.99	II	14 ch	7237.98	I	1	2560.94	I	12	2938.47	I
680	3636.25	I	11 c	7441.52	I	1	2562.26	I	2	2942.00	I
2600	3647.77	I	9 c	8178.16	I	1	2564.94	I	13	2942.00	I
110	3756.70	I	17	8382.08	I	1	2570.91	I	20	3091.08	I
110	3756.79	I	35	8459.19	II	1	2572.25	I	22	3092.99	I
150	3800.67	I	10 d	8478.50	I	2	2574.94	I	14	3096.90	I
2700	3841.18	I	29 c	8508.08	I	1	2577.89	I	9	3104.71	II
530	3876.65	II	35 c	8610.98	I	1	2580.59	I	8	3104.81	II
50	3918.86	I				1	2584.22	I	6	3168.98	II
480	3968.46	I	<i>Magnesium Mg Z = 12</i>			2	2585.56	I	6	3172.71	II
670	4054.45	I	400	146.95	IV	3	2588.28	I	7	3175.78	II
310	4122.49	I	20	186.51	III	1	2591.89	I	2	3197.62	I
3100	4124.73	I	20	187.20	III	1	2593.23	I	17	3329.93	I
150 c	4131.79	I	10	188.53	III	2	2595.97	I	6	3332.15	I
460	4154.08	I	100	231.73	III	2	2602.50	I	9	3336.68	I
1600	4184.25	II	80	234.26	III	4	2603.85	I	7	3535.04	II
150	4277.50	I	35	276.58	V	5	2606.62	I	8	3538.86	II
			4000	320.99	IV						

Intensity	Wavelength/Å		Intensity	Wavelength/Å		Intensity	Wavelength/Å		Intensity	Wavelength/Å	
7	3549.52	II	12	8712.69	I	90	1264.41	IV	500	2066.38	III
8	3553.37	II	13	8717.83	I	500	1283.58	III	1000	2069.02	III
140	3829.30	I	10	8734.99	II	400	1287.59	III	30	2076.21	II
300	3832.30	I	17	8736.02	I	300	1291.62	III	900	2077.38	III
500	3838.29	I	11	8745.66	II	1000	1360.72	III	800	2084.23	III
8	3848.24	II	14	8806.76	I	800	1365.20	III	600	2090.05	III
7	3850.40	II	10	8824.32	II	500 h	1609.17	III	1500	2092.16	I
3	3878.31	I	11	8835.08	II	1000	1614.14	III	500	2094.78	III
3	3895.57	I	20	8923.57	I	2000	1620.60	III	20	2097.46	II
4	3903.86	I	10	8997.16	I	500	1633.80	III	500	2097.93	III
6	3938.40	I	14	9218.25	II	80	1667.00	IV	500	2099.97	III
8	3986.75	I	13	9244.27	II	80	1698.30	IV	20	2102.50	II
10	4057.50	I	12	9246.50	I	20	1726.47	II	1700	2109.58	I
15	4167.27	I	30	9255.78	I	30	1732.70	II	30	2113.96	II
20	4351.91	I	10	9327.54	II	50	1733.55	II	1000	2169.78	III
9	4384.64	II	10	9340.54	II	40	1734.49	II	700	2174.15	III
10	4390.59	II	25	9414.96	I	30	1737.93	II	900	2176.87	III
8	4428.00	II	17	9429.81	I	20	1740.16	II	800	2181.86	III
9	4433.99	II	19	9432.76	I	20	1742.00	II	800	2184.87	III
14	4481.16	II	20	9438.78	I	85	1742.10	IV	290	2208.81	I
13	4481.33	II	12	9631.89	II	85	1766.27	IV	540	2213.85	I
28	4571.10	I	11	9632.43	II	80	1795.65	IV	900	2220.55	III
10	4730.03	I	15	9953.20	I	80	1795.79	IV	770	2221.84	I
7	4851.10	II	15	9983.20	I	30	1853.27	II	1000	2227.42	III
75	5167.33	I	17	9986.47	I	20	1857.92	II	20	2373.36	II
220	5172.68	I	18	9993.21	I	50	1902.95	II	20	2427.38	II
400	5183.61	I	14	10092.16	II	20	1907.84	II	50	2427.72	II
8	5264.21	II	35	10811.08	I	75	1910.25	IV	30	2427.94	II
7	5264.37	II	11	10914.23	II	30	1911.41	II	30	2437.37	II
9	5401.54	II	10	10951.78	II	20 d	1914.68	II	20	2437.84	II
6	5528.41	I	25	10953.32	I	100	1915.10	II	30	2452.49	II
30	5711.09	I	27	10957.30	I	20	1918.64	II	50	2499.00	II
10	6318.72	I	28	10965.45	I	30	1919.64	II	30	2507.60	II
9	6319.24	I	15	11032.10	I	80	1921.25	II	20	2516.60	II
7	6319.49	I	14	11033.66	I	20	1923.07	II	30	2516.74	II
10	6346.74	II	45	11828.18	I	20	1923.34	II	20	2521.66	II
9	6346.96	II	30	12083.66	I	30	1925.52	II	20	2530.72	II
11	6545.97	II	28	14877.62	I	50	1926.59	II	20	2531.80	II
7	6781.45	II	35	15024.99	I	30	1931.40	II	50	2532.78	II
8	6787.85	II	30	15040.24	I	500	1941.28	III	50	2533.33	II
7	6812.86	II	25	15047.70	I	800	1943.21	III	30	2534.10	II
8	6819.27	II	10	15765.84	I	20	1945.15	II	80	2534.22	II
10	7193.17	I	30	17108.66	I	20	1947.93	II	100	2535.66	II
10	7291.06	I	5	26392.90	I	20	1950.14	II	30	2535.98	II
12	7387.69	I				500	1952.36	III	100	2537.92	II
20	7657.60	I	<i>Manganese Mn Z = 25</i>			1000	1952.52	III	50	2541.11	II
19	7659.15	I	600	410.30	V	30	1953.23	II	80	2542.92	II
17	7659.90	I	600	410.60	V	20 d	1954.81	II	50	2543.45	II
15	7691.55	I	600	415.62	V	30	1959.25	II	100	2548.75	II
12	7877.05	II	650	415.98	V	20	1969.24	II	50	2551.85	II
13	7896.37	II	600	428.59	V	500	1978.95	III	30	2553.27	II
10	8098.72	I	600	435.67	V	30	1994.23	II	75	2556.57	II
9	8115.22	II	1000	441.72	V	9700	1996.06	I	30	2556.89	II
8	8120.43	II	850	442.49	V	14000	1999.51	I	95	2558.59	II
10	8209.84	I	60	579.79	IV	18000	2003.85	I	30	2559.41	II
20	8213.03	I	60	581.44	IV	1000 w	2027.83	III	150	2563.65	II
10	8213.99	II	60	581.65	IV	500 w	2028.14	III	30	2565.22	II
11	8234.64	II	60	585.21	IV	50	2037.31	II	580	2572.76	I
10	8310.26	I	90	1242.25	IV	40	2037.64	II	480	2575.51	I
15	8346.12	I	90	1244.50	IV	40	2039.97	II	12000	2576.10	II
10	8710.18	I	95	1251.93	IV	500	2049.68	III	550	2584.31	I
			95	1257.28	IV						

Intensity	Wavelength/Å		Intensity	Wavelength/Å		Intensity	Wavelength/Å		Intensity	Wavelength/Å	
30	2588.97	II	70	2886.68	II	290	3619.28	I	800	4451.59	I
45	2589.71	II	160	2889.58	II	220	3623.79	I	160	4453.00	I
250	2592.94	I	55	2892.39	II	140	3629.74	I	130	4455.01	I
6200	2593.73	II	50	2898.70	II	100	3660.40	I	160	4455.32	I
250	2595.76	I	80	2900.16	II	280	3693.67	I	110	4455.82	I
95	2598.90	II	140 h	2914.60	I	180	3696.57	I	210	4457.55	I
30	2602.72	II	190 h	2925.57	I	210	3706.08	I	270	4458.26	I
45	2603.72	II	1100	2933.06	II	130	3718.93	I	150	4461.08	I
4300	2605.69	II	1500	2939.30	II	130	3731.93	I	510	4462.02	I
190	2610.20	II	250 h	2940.39	I	260	3790.22	I	290	4464.68	I
500	2618.14	II	1900	2949.20	II	110	3800.55	I	200	4470.14	I
140	2622.90	I	30	3019.92	II	3200	3806.72	I	130	4472.79	I
150	2624.04	I	55	3031.06	II	700	3809.59	I	170	4490.08	I
40	2624.80	II	30	3035.35	II	2100	3823.51	I	240	4498.90	I
200	2625.58	II	330	3044.57	I	390	3823.89	I	240	4502.22	I
190	2632.35	II	120	3045.59	I	200	3829.68	I	160	4709.72	I
130	2638.17	II	200	3047.04	I	480	3833.86	I	180	4727.48	I
80	2639.84	II	30	3050.65	II	1300	3834.36	I	130	4739.11	I
27	2650.99	II	250	3054.36	I	350	3839.78	I	1000	4754.04	I
60	2655.91	II	140	3062.12	I	670	3841.08	I	180	4761.53	I
30	2666.77	II	170	3066.02	I	350	3843.98	I	750	4762.38	I
30	2667.03	II	170	3070.27	I	120	3926.47	I	300	4765.86	I
110	2672.59	II	160	3073.13	I	130	3982.58	I	500	4766.43	I
55	2673.37	II	140 h	3178.50	I	150	3985.24	I	940	4783.42	I
55	2674.43	II	220	3212.88	I	190	3986.83	I	1000	4823.52	I
45	2680.34	II	1000	3228.09	I	150	3987.10	I	19	5004.91	I
30	2680.68	II	300	3230.72	I	1500	4018.10	I	30	5074.79	I
30	2681.25	II	850	3236.78	I	150	4026.44	I	200	5079.20	III
55	2684.55	II	330	3243.78	I	27000	4030.76	I	150	5100.03	III
55	2685.94	II	650	3248.52	I	19000	4033.07	I	60	5117.94	I
110	2688.25	II	100	3251.14	I	11000	4034.49	I	50	5150.89	I
27	2693.19	II	310	3252.95	I	1500	4035.73	I	50	5196.59	I
55	2695.36	II	310	3256.14	I	5600	4041.36	I	85	5255.32	I
27	2698.97	II	220	3258.41	I	210 d	4045.13	I	160	5341.06	I
85	2701.00	II	180	3260.23	I	1100	4048.76	I	19	5349.88	I
50	2701.17	II	180	3264.71	I	150	4055.21	I	95	5377.63	I
160	2701.70	II	200	3330.78	II	1900	4055.54	I	95	5394.67	I
100	2703.98	II	720	3441.99	II	210	4057.95	I	50	5399.49	I
130	2705.74	II	50	3460.03	II	1100	4058.93	I	95	5407.42	I
80	2707.53	II	360	3460.33	II	150	4059.39	I	35	5413.69	I
110	2708.45	II	360 h	3474.04	II	730	4061.74	I	85	5420.36	I
45	2709.96	II		3474.13	II	730	4063.53	I	35	5432.55	I
80	2710.33	II	290	3482.91	II	290	4070.28	I	150	5454.07	III
110	2711.58	II	180	3488.68	II	730	4079.24	I	12	5457.47	I
30	2716.80	II	140	3495.84	II	730	4079.42	I	60	5470.64	I
30	2717.53	II	50	3496.81	II	1100	4082.94	I	200	5474.68	III
30	2719.01	II	100	3497.54	II	1100	4083.63	I	40	5481.40	I
50	2719.74	II	360	3531.85	I	200	4110.90	I	30	5505.87	I
30	2722.10	II	1100	3532.12	I	150	4131.12	I	50	5516.77	I
30	2724.46	II	1300	3547.80	I	120	4135.04	I	40	5537.76	I
55	2728.61	II	1100	3548.03	I	150	4176.60	I	21	5551.98	I
6200	2794.82	I	390	3548.20	I	120	4189.99	I	200	5946.65	III
5100	2798.27	I	2200	3569.49	I	370	4235.14	I	140	6013.50	I
220	2799.84	I	720	3569.80	I	510	4235.29	I	200	6016.64	I
3700	2801.06	I	1400	3577.88	I	190	4239.72	I	290	6021.80	I
110	2809.11	I	720	3586.54	I	290	4257.66	I	200	6231.21	III
60	2815.02	II	290	3595.12	I	290	4265.92	I	17	6440.97	I
30	2816.33	II	150	3601.72	III	270	4281.10	I	24	6491.71	I
60	2870.08	II	420	3607.54	I	50	4323.63	II	14 h	6942.52	I
30	2872.94	II	420	3608.49	I	350	4414.88	I	12	6989.96	I
80	2879.49	II	360	3610.30	I	210	4436.35	I	14	7069.84	I

Intensity	Wavelength/Å		Intensity	Wavelength/Å		Intensity	Wavelength/Å		Intensity	Wavelength/Å	
12	7184.25	I	30	3801.660	I	40	1783.70	II	50	2698.83	I
24 h	7283.82	I	20	3901.867	I	30	1796.22	II	50	2699.38	I
35 h	7302.89	I	60	3906.372	I	200	1796.90	II	80	2705.36	II
50	7326.51	I	200	3983.839	II	60	1798.74	II	70	2724.43	III
12	7680.20	I	1800	4046.572	I	30	1803.89	II	80	2752.78	I
12 h	8672.06	I	150	4077.838	I	40	1808.29	II	20	2759.71	I
12 h	8701.05	I	40	4108.057	I	400	1820.34	II	6	2769.22	III
17 h	8703.76	I	250	4339.224	I	5	1832.74	I	40	2803.46	I
30 h	8740.93	I	400	4347.496	I	1000	1849.50	I	30	2804.43	I
			4000	4358.337	I	160	1869.23	II	2	2805.34	I
<i>Mercury 198 Hg Z = 80</i>			80	4916.068	I	300	1870.55	II	2	2806.77	I
80	1250.564	I	1100	5460.753	I	200	1875.54	II	150	2814.93	II
8	1259.242	I	160	5675.922	I	1	1894.77	III	3	2844.76	III
100	1268.825	I	240	5769.598	I	20	1900.28	II	750	2847.68	II
5	1307.751	I	280	5790.663	I	30	1927.60	II	50	2856.94	I
20	1402.619	I	20	6072.713	I	300	1942.27	II	150	2893.60	I
10	1435.503	I	30	6234.402	I	100	1972.94	II	150	2916.27	II
1000	1849.492	I	160	6716.429	I	200	1973.89	II	60	2925.41	I
60	2262.210	II	250	6907.461	I	150	1987.98	II	150	2935.94	II
20	2302.065	I	240	11287.407	I	90	2026.97	II	400	2947.08	II
20	2345.440	I				90	2052.93	II	1200	2967.28	I
100	2378.325	I	<i>Mercury Hg Z = 80</i>			70	2148.00	II	300	3021.50	I
20	2380.004	I	3	621.44	III	5	2247.55	I	120	3023.47	I
40	2399.349	I	2	679.68	III	60	2262.23	II	30	3025.61	I
20	2399.729	I	2	878.59	III	20	2302.06	I	50	3027.49	I
20	2446.900	I	1	886.48	III	7	2314.15	III	15	3090.05	III
15	2464.064	I	400	893.08	II	15	2323.20	I	400	3125.67	I
40	2481.999	I	300	915.83	II	5	2340.57	I	320	3131.55	I
30	2482.713	I	150	923.39	II	20	2345.43	I	320	3131.84	I
40	2483.821	I	200	940.80	II	20	2352.48	I	400	3208.20	II
90	2534.769	I	100	962.74	II	100	2378.32	I	400	3264.06	II
15000	2536.506	I	50	969.13	II	20	2380.00	I	5	3283.02	III
25	2563.861	I	1	988.89	III	4	2380.55	III	12	3312.28	III
25	2576.290	I	2	1009.29	III	40	2399.38	I	80	3341.48	I
250	2652.043	I	5	1068.03	III	20	2399.73	I	100	3385.25	II
400	2653.683	I	800	1099.26	II	10	2400.49	I	8	3389.01	III
100	2655.130	I	2	1161.95	III	60	2407.35	II	5	3450.77	III
50	2698.831	I	80	1250.58	I	50	2414.13	II	400	3451.69	II
80	2752.783	I	8	1259.24	I	8	2431.65	III	3	3500.35	III
20	2759.710	I	100	1268.82	I	5	2441.06	I	4	3538.88	III
40	2803.471	I	5	1307.75	I	20	2446.90	I	200	3549.42	II
30	2804.438	I	300	1307.93	II	15	2464.06	I	5	3557.24	III
750	2847.675	II	400	1321.71	II	5	2480.56	III	2800	3650.15	I
50	2856.939	I	400	1331.74	II	40	2482.00	I	300	3654.84	I
150	2893.598	I	80	1350.07	II	30	2482.72	I	80	3662.88	I
150	2916.227	II	200	1361.27	II	40	2483.82	I	240	3663.28	I
60	2925.413	I	20	1402.62	I	7	2484.50	III	30	3701.44	I
1200	2967.283	I	200	1414.43	II	90	2534.77	I	35	3704.17	I
300	3021.500	I	10	1435.51	I	15000	2536.52	I	30	3801.66	I
120	3023.476	I	15	1619.46	II	25	2563.86	I	15	3803.51	III
30	3025.608	I	120	1623.95	II	25	2576.29	I	100	3806.38	II
50	3027.490	I	20	1628.25	II	5	2578.91	I	20	3901.87	I
400	3125.670	I	150	1649.94	II	2	2612.92	III	60	3906.37	I
320	3131.551	I	50	1653.64	II	4	2617.97	III	100	3918.92	II
320	3131.842	I	200	1672.41	II	15	2625.19	I	200	3983.96	II
80	3341.481	I	9	1681.40	III	5	2639.78	I	1800	4046.56	I
2800	3650.157	I	100	1702.73	II	250	2652.04	I	150	4077.83	I
300	3654.839	I	100	1707.40	II	400	2653.69	I	40	4108.05	I
80	3662.883	I	120	1727.18	II	100	2655.13	I	70	4122.07	III
240	3663.281	I	250	1732.14	II	3	2670.49	III	10	4140.34	III
30	3701.432	I	15	1759.75	III	5	2674.91	I	100	4216.74	III
35	3704.170	I	20	1775.68	I						

Intensity	Wavelength/Å		Intensity	Wavelength/Å		Intensity	Wavelength/Å		Intensity	Wavelength/Å	
250	4339.22	I	120	13209.95	I	150	2269.71	III	80	2834.39	II
400	4347.49	I	140	13426.57	I	200	2294.97	III	80	2835.33	II
4000	4358.33	I	60	13468.38	I	160	2304.25	II	160	2842.15	II
100	4398.62	II	80	13505.58	I	160	2306.97	II	1700	2848.23	II
15	4470.58	III	500	13570.21	I	150	2330.93	III	370	2853.23	II
12	4552.84	III	450	13673.51	I	110	2332.12	II	370	2863.81	II
90	4660.28	II	200	13950.55	I	190	2341.59	II	220	2866.69	II
50	4797.01	III	500	15295.82	I	100	2359.76	III	1700	2871.51	II
80	4855.72	II	100	16881.48	I	110	2389.20	II	85	2872.88	II
10	4869.85	III	400	16920.16	I	140	2403.61	II	220	2879.05	II
5	4883.00	I	300	16942.00	I	120	2413.01	II	65	2888.15	II
5	4889.91	I	500	17072.79	I	85	2498.28	II	1300	2890.99	II
80	4916.07	I	400	17109.93	I	200	2506.19	III	95	2891.28	II
5	4970.37	I	20	17116.75	I	440	2538.46	II	190	2892.81	II
80	4973.57	III	20	17198.67	I	330	2542.67	II	950	2894.45	II
5	4980.64	I	20	17213.20	I	80	2558.88	II	140	2897.63	II
20	5102.70	I	70	17329.41	I	85	2564.34	II	70	2900.80	II
40	5120.64	I	30	17436.18	I	250	2593.70	II	290	2903.07	II
100	5128.45	II	50	18130.38	I	250	2602.80	II	80	2907.12	II
20	5137.94	I	40	19700.17	I	400	2616.78	I	600	2909.12	II
30	5210.82	III		22493.28	I	440	2629.85	I	1100	2911.92	II
20	5290.74	I	250	23253.07	I	330	2636.67	II	120	2918.83	II
5	5316.78	I		32148.06	I	720	2638.76	II	1300	2923.39	II
60	5354.05	I		36303.03	I	410	2640.99	I	140	2924.32	II
30	5384.63	I	<i>Molybdenum Mo Z = 42</i>			600	2644.35	II	1100	2930.50	II
1100	5460.74	I	50	867.92	IV	370	2646.49	II	800	2934.30	II
30	5549.63	I	100	884.19	IV	640	2649.46	I	95	2940.10	II
160	5675.86	I	60	886.05	IV	480	2653.35	II	110	2941.22	II
6	5695.71	III	50	891.74	IV	560 h	2655.03	I	150	2944.82	II
240	5769.60	I	100	1169.33	III	640	2660.58	II	140	2946.69	II
100	5789.66	I	100	1254.93	III	720	2672.84	II	95	2947.28	II
280	5790.66	I	100	1258.52	III	250	2673.27	II	125	2947.32	III
140	5803.78	I	100	1262.21	III	1000	2679.85	I	95	2955.84	II
60	5859.25	I	100	1263.74	III	95	2681.36	II	240	2956.06	II
60	5871.73	II	100	1274.37	III	640	2683.23	II	70	2956.90	II
20	5871.98	I	100	1276.40	III	880	2684.14	II	95	2960.24	II
20	6072.72	I	100	1277.40	III	560	2687.99	II	250	2963.79	II
1000	6149.50	II	200	1277.58	III	480	2701.42	II	210	2965.27	II
25	6220.35	III	200	1278.40	III	190	2713.51	II	70	2971.91	II
30	6234.40	I	150	1281.90	III	290	2717.35	II	250	2972.61	II
35	6418.98	III	150	1283.60	III	85	2726.97	II	80	2975.40	II
40	6501.38	III	100	1854.73	III	140	2729.68	II	95	2992.84	II
80	6521.13	II	80	1926.26	IV	80	2730.20	II	95	3027.77	II
10	6584.26	III	100	1929.24	IV	330	2732.88	II	100	3060.78	II
6	6610.12	III	80	1971.06	IV	160	2736.96	II	800	3064.28	I
30	6709.29	III	70	2010.92	IV	80 h	2737.88	II	250	3065.04	II
160	6716.43	I	19000	2015.11	II	290	2746.30	II	800	3074.37	I
250	6907.52	I	40000	2020.30	II	110	2756.07	II	85	3077.66	II
250	7081.90	I	21000	2038.44	II	220	2763.62	II	800	3085.62	I
200	7091.86	I	17000	2045.98	II	240	2769.76	II	270	3087.62	II
40	7346.37	II	50	2060.38	IV	160	2773.78	II	190	3092.07	II
100	7485.87	II	4800	2081.68	II	190	2774.39	II	560	3094.66	I
12	7517.46	III	2400	2089.52	II	1700	2775.40	II	560	3101.34	I
20	7728.82	I	2200	2092.50	II	65	2777.86	II	1400	3112.12	I
7	7808.10	III	4000	2093.11	II	880	2780.04	II	290	3122.00	II
100	7944.66	II	2700	2100.84	II	400	2784.99	II	14000	3132.59	I
25	7946.75	III	1500	2104.29	II	100	2807.74	III	110	3138.72	II
50	7984.51	III	1400	2108.02	II	400	2807.76	II	220	3152.82	II
5	8151.64	III	100	2184.37	III	1700	2816.15	II	55	3155.64	II
2000	10139.75	I	100	2211.02	III	220	2817.44	II	6000	3158.16	I
240	11287.40	I	400	2269.69	II	80	2827.74	II	8700	3170.35	I

Intensity	Wavelength/Å		Intensity	Wavelength/Å		Intensity	Wavelength/Å		Intensity	Wavelength/Å	
95	3172.03	II	580	3886.82	I	65	5279.65	I	95	3007.97	II
160	3172.74	II	19000	3902.96	I	210	5280.86	I	95	3014.19	II
120 d	3187.59	II	65	3941.48	II	55	5292.08	I	95	3018.35	II
7600	3193.97	I	1400	4062.08	I	55	5295.47	I	140	3056.71	II
880	3205.88	I	2300	4069.88	I	55	5313.89	I	130	3069.73	II
3000	3208.83	I	1300	4081.44	I	80	5354.88	I	160	3075.38	II
560	3215.07	I	940	4084.38	I	65	5356.48	I	240	3092.92	II
880	3228.22	I	730	4107.47	I	560 hl	5360.56	I	260	3115.18	II
600	3229.79	I	630	4120.10	I	110 hl	5364.28	I	290	3133.60	II
1100	3233.14	I	2900	4143.55	I	65	5394.52	I	220	3134.90	II
950	3237.08	I	480	4185.82	I	50	5400.47	I	170	3141.46	II
65	3240.71	II	2500	4188.32	I	55	5435.68	I	170	3142.44	II
950	3256.21	I	1500	4232.59	I	65	5437.75	I	150	3203.47	II
480	3264.40	I	890	4276.91	I	50	5501.54	I	220	3259.24	II
800	3270.90	I	1200	4277.24	I	7800	5506.49	I	220	3265.12	II
200	3271.69	III	1400	4288.64	I	5200	5533.05	I	320	3275.22	II
1100	3289.02	I	680	4292.13	I	50	5543.12	I	290	3285.10	II
950	3290.82	I	890	4293.21	I	55	5556.28	I	410	3328.28	II
190	3292.31	II	840	4326.14	I	2500	5570.45	I	320	3353.59	II
100	3313.62	II	1900	4381.64	I	100	5610.93	I	410	3560.75	II
190	3320.90	II	2500	4411.57	I	330	5632.47	I	470	3587.51	II
640	3323.95	I	990	4434.95	I	50	5634.86	I	370	3615.82	II
1300	3344.75	I	480	4457.36	I	230	5650.13	I	410	3653.15	II
95	3346.40	II	630	4474.56	I	55	5674.47	I	470	3662.26	II
1600	3358.12	I	400	4536.80	I	460	5689.14	I	540	3665.18	II
950	3363.78	I	460	4626.47	I	80	5705.72	I	540	3672.36	II
950	3379.97	I	640	4707.26	I	210	5722.74	I	580	3673.54	II
1900	3384.62	I	700	4731.44	I	620	5751.40	I	1200	3685.80	II
130	3395.36	II	770	4760.19	I	520	5791.85	I	440	3687.30	II
640	3404.34	I	410	4819.25	I	55 h	5849.73	I	410	3689.69	II
1300	3405.94	I	410	4830.51	I	50 h	5851.52	I	410	3697.56	II
640	3437.22	I	180	5014.60	I	520	5858.27	I	470	3713.70	II
130	3446.08	II	80	5029.00	I	50	5869.33	I	640 d	3714.73	II
3200	3447.12	I	65	5030.78	I	820	5888.33	I	470	3715.68	II
640	3449.07	I	100	5047.71	I	50 h	5893.38	I	410	3718.54	II
950	3456.39	I	50	5055.00	I	160 h	5928.88	I	410	3721.35	II
640	3460.78	I	200	5059.88	I	35	6025.49	I	780	3723.50	II
800	3504.41	I	100	5080.02	I	1300	6030.66	I	410	3724.87	II
560	3508.12	I	100	5096.65	I	40	6101.87	I	710	3728.13	II
480	3521.41	I	130	5097.52	I	40	6357.22	I	470	3730.58	II
640	3537.28	I	130	5109.71	I	35	6401.07	I	1000 d	3735.54	II
520	3558.10	I	80	5114.97	I	100	6424.37	I	440	3737.10	II
400	3563.14	I	150	5145.38	I	230	6619.13	I	1000	3738.06	II
1400	3581.89	I	110	5147.39	I	50	6650.38	I	580	3752.49	II
1400	3624.46	I	80	5163.19	I	110	6733.98	I	510	3757.82	II
1000	3635.43	I	100	5167.76	I	50	6746.27	I	930	3758.95	II
400	3657.35	I	160 d	5171.08	I	35	6753.97	I	930	3763.47	II
540	3664.81	I	230 h	5172.94	I	40	6838.88	I	510	3769.65	II
590	3672.82	I	160 h	5174.18	I	35	6914.01	I	1400	3775.50	II
1300	3680.60	I	110	5200.17	I	110	7109.87	I	710	3779.47	II
65	3688.31	II	50	5200.74	I	150	7242.50	I	580	3780.40	II
180	3692.64	II	50	5211.86	I	40	7245.85	I	510	3781.32	II
1400	3694.94	I	80	5219.40	I	40	7391.36	I	2400	3784.25	II
500	3727.69	I	65	5231.06	I	140	7485.74	I	370	3801.12	II
80	3744.37	II	100	5234.26	I	27	7720.77	I	1200	3803.47	II
29000	3798.25	I	460 h	5238.20	I	40 h	8328.44	I	2500	3805.36	II
520	3826.70	I	230 h	5240.88	I	45 h	8389.32	I	470	3807.23	II
940	3828.87	I	110 h	5242.81	I	45 h	8483.39	I	540	3808.77	II
1700	3833.75	I	100	5245.51	I				440	3809.06	II
29000	3864.11	I	150	5259.04	I	<i>Neodymium Nd Z = 60</i>			580	3810.49	II
580	3869.08	I	65	5261.14	I	75	2764.98	I	710	3814.73	II
						80	2993.20	II			

Intensity	Wavelength/Å		Intensity	Wavelength/Å		Intensity	Wavelength/Å		Intensity	Wavelength/Å	
410	3822.47	II	1000	4021.78	II	240	4719.02	I	20	7192.01	II
1200	3826.42	II	1200	4023.00	II	240	4811.34	II	15	7236.54	II
540	3828.85	II	410	4030.47	II	350	4825.48	II	12	7316.81	II
440	3829.16	II	1200	4031.82	II	280	4859.02	II	10	7406.62	II
510	3830.47	II	3000	4040.80	II	350	4883.81	I	10	7418.18	II
740	3836.54	II	410	4043.59	II	220	4890.70	II	12	7511.16	II
1700	3838.98	II	410	4048.81	II	240	4891.07	I	17	7513.73	II
410 d	3841.82	II	850	4051.15	II	280	4896.93	I	12	7528.99	II
1700 d	3848.24	II	850	4059.96	II	210	4901.84	I	10	7538.26	II
1500	3848.52	II	4700	4061.09	II	330	4920.68	II	12	7696.56	II
470	3850.22	II	1100	4069.28	II	470	4924.53	I	10	7750.95	II
2400 d	3851.66	II	710	4075.12	II	260	4944.83	I	10	7808.47	II
3700 d	3863.33	II	470	4075.28	II	290	4954.78	I	12	7863.04	II
850	3869.07	II	470	4080.23	II	290	4959.13	II	12	7917.01	II
470	3875.87	II	1400	4109.08	II	250	4989.94	II	12	7958.95	I
1100	3878.58	II	2500	4109.46	II	360	5076.59	II	12	7965.73	II
1000	3879.55	II	510	4110.48	II	360	5092.80	II	15	7982.09	II
780	3880.38	II	410	4123.88	II	360	5107.59	II	12	7982.68	II
1200	3880.78	II	470	4133.36	II	340	5123.79	II	12	8000.76	II
540	3887.87	II	510	4135.33	II	680	5130.60	II	10	8120.93	II
1300	3889.93	II	3000	4156.08	II	500	5191.45	II	12	8122.07	II
1300	3890.58	II	510	4156.26	II	630	5192.62	II	12	8141.75	II
1300	3890.94	II	410	4168.00	II	330	5200.12	II	12	8143.27	II
580	3891.51	II	810	4175.61	II	310	5212.37	II	10	8231.52	II
470	3892.06	II	2400	4177.32	II	450	5234.20	II	10	8307.72	II
810	3894.63	II	640	4179.59	II	250	5239.79	II	12	8346.36	II
440	3897.63	II	470	4205.60	II	720	5249.59	II	17	8839.10	II
2000	3900.21	II	470	4211.29	II	360	5255.51	II			
1300	3901.84	II	440	4227.73	II	590	5273.43	II	<i>Neon Ne Z = 10</i>		
1700	3905.89	II	1300	4232.38	II	680	5293.17	II	66	119.01	V
510	3907.84	II	2000	4247.38	II	220	5311.46	II	200	122.52	V
2000	3911.16	II	850	4252.44	II	500	5319.82	II	66	125.12	V
850	3912.23	II	410	4261.84	II	290	5361.47	II	45	131.99	V
440	3915.13	II	470	4282.44	II	160	5431.53	II	50	132.04	V
610	3915.95	II	710	4284.52	II	240	5594.43	II	150	140.76	V
1100	3920.96	II	5400	4303.58	II	220	5620.54	I	150	140.79	V
510	3927.10	II	470	4314.52	II	140 d	5675.97	I	100	142.44	V
610	3934.82	II	1100	4325.76	II	220	5688.53	II	100	142.50	V
410	3936.11	II	510	4327.93	II	130	5702.24	II	150	142.72	V
510	3938.86	II	540	4338.70	II	160	5708.28	II	100	143.27	V
2000	3941.51	II	680	4351.29	II	100	5729.29	I	150	143.34	V
2000	3951.16	II	850	4358.17	II	160	5804.02	II	150	147.13	V
810	3952.20	II	470 d	4374.93	II	80	5811.57	II	66	151.23	V
590	3958.00	II	710	4385.66	II	70	5825.87	II	120	151.42	V
510	3962.21	II	540	4400.83	II	80	5842.39	II	15	151.82	IV
1400	3963.12	II	510	4411.06	II	55	5858.91	I	15	152.23	IV
1100	3973.30	II	580	4446.39	II	45	6007.67	I	45	154.50	V
740	3973.69	II	1400	4451.57	II	45	6034.24	II	15	158.65	IV
740	3976.85	II	740	4462.99	II	55	6066.03	I	15	158.82	IV
740	3979.49	II	410	4501.82	II	45	6178.59	I	100	164.02	V
470	3986.25	II	250	4516.36	II	45	6223.39	I	100	164.14	V
1400	3990.10	II	340	4541.27	II	55	6310.49	I	80	172.62	IV
1000	3991.74	II	340	4542.61	II	65	6385.20	II	500	173.93	V
1100	3994.68	II	340	4563.22	II	45	6630.14	I	80	177.16	IV
410	4000.50	II	300	4621.94	I	45	6650.57	II	150	186.58	IV
540	4004.02	II	510	4634.24	I	40	6740.11	II	100	194.28	IV
410	4007.43	II	340	4641.10	I	40	6900.43	II	100	208.48	IV
3700	4012.25	II	250	4645.77	II	35	7037.30	II	100	208.73	IV
540	4012.70	II	300	4649.67	I	40	7066.89	II	80	208.90	IV
1000	4020.87	II	310	4683.45	I	29	7129.35	II	150	212.56	IV
1000	4021.34	II	470	4706.54	II	24	7189.42	II	140	223.24	IV
									120	223.60	IV

Intensity	Wavelength/Å		Intensity	Wavelength/Å		Intensity	Wavelength/Å		Intensity	Wavelength/Å	
140	234.32	IV	100	542.07	IV	300	2216.07	III	150	2963.24	II
120	234.70	IV	150	543.89	IV	10	2220.81	IV	150	2967.18	II
20	251.14	III	400	568.42	V	75	2227.42	V	100	2973.10	II
20	251.56	III	250	569.76	V	110	2232.41	V	15	2974.72	I
20	251.73	III	500	569.83	V	65	2245.48	V	100	2979.46	II
40	267.06	III	250	572.11	V	250	2258.02	IV	12	2982.67	I
40	267.52	III	800	572.34	V	65	2259.57	V	150	3001.67	II
20	267.71	III	35	587.213	I	175	2262.08	IV	120 p	3017.31	II
40	283.18	III	35	589.179	I	240	2263.21	III	300	3027.02	II
160	283.21	III	35	589.911	I	65	2263.39	V	300	3028.86	II
110	283.69	III	70	591.830	I	110	2264.54	IV	100	3030.79	II
40	283.89	III	100	595.920	I	200	2264.91	III	120	3034.46	II
220	301.12	III	75	598.706	I	250	2265.71	V	100	3035.92	II
220	313.05	III	35	598.891	I	550	2285.79	IV	100	3037.72	II
220	313.68	III	70	600.036	I	30	2293.14	IV	100	3039.59	II
40	313.95	III	170	602.726	I	250	2293.49	IV	100	3044.09	II
90	352.956	I	170	615.628	I	250	2350.84	IV	100	3045.56	II
60	354.962	I	170	618.672	I	450	2352.52	IV	120	3047.56	II
50	357.83	IV	120	619.102	I	700	2357.96	IV	100	3054.34	II
400	357.96	V	200	626.823	I	250	2362.68	IV	100	3054.68	II
500	358.47	V	200	629.739	I	250	2363.28	IV	100	3059.11	II
200	358.72	IV	1000	735.896	I	110	2365.49	IV	100	3062.49	II
500	359.38	V	400	743.720	I	350	2372.16	IV	100	3063.30	II
90	361.433	II	60	993.88	I	65	2384.20	IV	100	3070.89	II
60	362.455	II	70	1068.65	I	350	2384.95	IV	100	3071.53	II
1000	365.59	V	90	1131.72	I	300	2412.73	III	100	3075.73	II
220	379.31	III	100	1131.85	II	240	2412.94	III	120	3088.17	II
125	387.14	IV	90	1229.83	I	200	2413.78	III	100	3092.09	II
100	388.22	IV	20	1255.03	III	200	2473.40	III	120	3092.90	II
150	405.854	II	110	1255.68	III	80 p	2562.12	II	100	3094.01	II
120	407.138	II	160	1257.19	III	90 w	2567.12	II	100	3095.10	II
800	416.20	V	90	1418.38	I	800	2590.04	III	100	3097.13	II
150	421.61	IV	90	1428.58	I	600	2593.60	III	100	3117.98	II
200	445.040	II	90	1436.09	I	400	2595.68	III	120	3118.16	II
300	446.256	II	120	1681.68	II	300	2610.03	III	10	3126.199	I
250	446.590	II	180	1688.36	II	240	2613.41	III	300	3141.33	II
180	447.815	II	100	1888.11	II	200	2615.87	III	100	3143.72	II
150	454.654	II	100	1889.71	II	80	2623.11	II	100 p	3148.68	II
200	455.274	II	200	1907.49	II	80	2629.89	II	100	3164.43	II
10	456.275	II	500	1916.08	II	90 w	2636.07	II	100	3165.65	II
120	456.348	II	300	1930.03	II	80	2638.29	II	100	3188.74	II
90	456.896	II	200	1938.83	II	200	2638.70	III	120	3194.58	II
1000	460.728	II	100 c	1945.46	II	200	2641.07	III	500	3198.59	II
500	462.391	II	80	2007.01	II	80	2644.10	II	60	3208.96	II
140	469.77	IV	65	2018.44	IV	600	2677.90	III	120	3209.36	II
200	469.82	IV	110	2022.19	IV	500	2678.64	III	120	3213.74	II
180	469.87	IV	80	2025.56	II	80	2762.92	II	150	3214.33	II
140	469.92	IV	150	2085.47	II	90	2792.02	II	150	3218.19	II
250	480.41	V	200	2086.96	III	80	2794.22	II	120	3224.82	II
150	481.28	V	300	2089.43	III	100	2809.48	II	120	3229.57	II
250	481.36	V	240	2092.44	III	80	2906.59	II	200	3230.07	II
500	482.99	V	400	2095.54	III	80	2906.82	II	120	3230.42	II
285	488.10	III	180	2096.11	II	90	2910.06	II	120	3232.02	II
220	488.87	III	120	2096.25	II	90	2910.41	II	150	3232.37	II
450	489.50	III	200	2161.22	III	80	2911.14	II	100	3243.40	II
70	489.64	III	300	2163.77	III	80	2915.12	II	100	3244.10	II
220	490.31	III	200	2180.89	III	80	2925.62	II	100	3248.34	II
360	491.05	III	30	2203.88	IV	80 w	2932.10	II	100	3250.36	II
120	521.74	IV	200	2209.35	III	80	2940.65	II	150	3297.73	II
140	521.82	IV	200	2211.85	III	90	2946.04	II	150	3309.74	II
80	541.13	IV	240	2213.76	III	150	2955.72	II	300	3319.72	II

Intensity	Wavelength/Å		Intensity	Wavelength/Å		Intensity	Wavelength/Å		Intensity	Wavelength/Å	
1000	3323.74	II	250	3727.11	II	100	6074.338	I	1000	8571.352	I
150	3327.15	II	800	3766.26	II	80	6096.163	I	4000	8591.259	I
100	3329.16	II	1000	3777.13	II	60	6128.450	I	6000	8634.647	I
200	3334.84	II	100	3818.43	II	100	6143.063	I	3000	8647.041	I
150	3344.40	II	120	3829.75	II	120	6163.594	I	15000	8654.383	I
300	3345.45	II	150	4219.74	II	250	6182.146	I	4000	8655.522	I
150	3345.83	II	100	4233.85	II	150	6217.281	I	100	8668.26	II
200	3355.02	II	120	4250.65	II	150	6266.495	I	5000	8679.492	I
120	3357.82	II	120	4369.86	II	60	6304.789	I	5000	8681.921	I
200	3360.60	II	70	4379.40	II	100	6334.428	I	2000	8704.112	I
120	3362.16	II	150	4379.55	II	120	6382.992	I	4000	8771.656	I
100	3362.71	II	100	4385.06	II	200	6402.246	I	12000	8780.621	I
120	3367.22	II	200	4391.99	II	150	6506.528	I	10000	8783.753	I
12	3369.808	I	150	4397.99	II	60	6532.882	I	500	8830.907	I
40	3369.908	I	150	4409.30	II	150	6598.953	I	7000	8853.867	I
100	3371.80	II	100	4413.22	II	70	6652.093	I	1000	8865.306	I
500	3378.22	II	100	4421.39	II	90	6678.276	I	1000	8865.755	I
150	3388.42	II	100 p	4428.52	II	20	6717.043	I	3000	8919.501	I
120	3388.94	II	100 p	4428.63	II	100	6929.467	I	2000	8988.57	I
300	3392.80	II	150 p	4430.90	II	90	7024.050	I	100	9079.46	II
100	3404.82	II	150 p	4430.94	II	100	7032.413	I	6000	9148.67	I
120	3406.95	II	120	4457.05	II	50	7051.292	I	6000	9201.76	I
100	3413.15	II	100	4522.72	II	80	7059.107	I	4000	9220.06	I
120	3416.91	II	10	4537.754	I	100	7173.938	I	2000	9221.58	I
120	3417.69	II	10	4540.380	I	150	7213.20	II	2000	9226.69	I
50	3417.904	I	100	4569.06	II	150	7235.19	II	1000	9275.52	I
15	3418.006	I	15	4704.395	I	100	7245.167	I	200	9287.56	II
120	3428.69	II	12	4708.862	I	150	7343.94	II	6000	9300.85	I
60	3447.703	I	10	4710.067	I	40	7472.439	I	1500	9310.58	I
50	3454.195	I	10	4712.066	I	90	7488.871	I	3000	9313.97	I
100	3456.61	II	15	4715.347	I	100	7492.10	II	6000	9326.51	I
100	3459.32	II	10	4752.732	I	150	7522.82	II	2000	9373.31	I
25	3460.524	I	12	4788.927	I	80	7535.774	I	5000	9425.38	I
30	3464.339	I	10	4790.22	I	60	7544.044	I	3000	9459.21	I
30	3466.579	I	10	4827.344	I	100	7724.628	I	5000	9486.68	I
60	3472.571	I	10	4884.917	I	120	7740.74	II	5000	9534.16	I
150	3479.52	II	4	5005.159	I	300	7839.055	I	3000	9547.40	I
200	3480.72	II	10	5037.751	I	120	7926.20	II	120	9577.01	II
200	3481.93	II	10	5144.938	I	400	7927.118	I	1000	9665.42	I
25	3498.064	I	25	5330.778	I	700	7936.996	I	100	9808.86	II
30	3501.216	I	20	5341.094	I	2000	7943.181	I	800	10295.42	I
25	3515.191	I	8	5343.283	I	2000	8082.458	I	2000	10562.41	I
150	3520.472	I	60	5400.562	I	100	8084.34	II	1500	10798.07	I
120	3542.85	II	5	5562.766	I	1000	8118.549	I	2000	10844.48	I
120	3557.80	II	10	5656.659	I	600	8128.911	I	3000	11143.020	I
100	3561.20	II	5	5719.225	I	3000	8136.406	I	3500	11177.528	I
250	3568.50	II	12	5748.298	I	2500	8259.379	I	1600	11390.434	I
100	3574.18	II	80	5764.419	I	100	8264.81	II	1100	11409.134	I
200	3574.61	II	12	5804.450	I	2500	8266.077	I	3000	11522.746	I
50	3593.526	I	40	5820.156	I	800	8267.117	I	1500	11525.020	I
30	3593.640	I	500	5852.488	I	6000	8300.326	I	950	11536.344	I
15	3600.169	I	100	5872.828	I	100	8315.00	II	500	11601.537	I
20	3633.665	I	100	5881.895	I	1500	8365.749	I	1200	11614.081	I
150	3643.93	II	60	5902.462	I	100	8372.11	II	300	11688.002	I
200	3664.07	II	60	5906.429	I	8000	8377.606	I	2000	11766.792	I
20	3682.243	I	100	5944.834	I	1000	8417.159	I	1500	11789.044	I
12	3685.736	I	100	5965.471	I	4000	8418.427	I	500	11789.889	I
200	3694.21	II	100	5974.627	I	1500	8463.358	I	1000	11984.912	I
10	3701.225	I	120	5975.534	I	800	8484.444	I	3000	12066.334	I
150	3709.62	II	80	5987.907	I	5000	8495.360	I	800	12459.389	I
250	3713.08	II	100	6029.997	I	600	8544.696	I	1000	12689.201	I

Intensity	Wavelength/Å		Intensity	Wavelength/Å		Intensity	Wavelength/Å		Intensity	Wavelength/Å	
1400	2313.66	I	530	3612.74	I	500 w	9900.92	II	100	2362.06	III
1400	2313.98	I	6600	3619.39	I				80	2362.50	III
1000	2316.04	II	200	3664.10	I	<i>Niobium Nb Z = 41</i>					
1400	2317.16	I	130	3669.24	I	80	464.55	V	80	2365.70	III
2600	2320.03	I	180	3670.43	I	80	468.32	V	100	2372.73	III
1900	2321.38	I	260	3674.15	I	80	763.77	V	170	2376.40	II
1400	2325.79	I	160	3688.42	I	80	774.02	V	110	2387.09	II
940	2329.96	I	80	3693.93	I	60	993.54	IV	100	2387.41	III
1200	2345.54	I	120	3722.48	I	400	1005.72	IV	140	2387.52	II
400	2347.52	I	150	3736.81	I	500	1007.05	IV	80	2388.23	III
1000	2375.42	II	60	3739.23	I	500	1010.19	IV	45	2388.27	II
240	2386.58	I	600	3775.57	I	100	1116.08	IV	160	2398.48	II
1000	2394.52	II	700	3783.53	I	150	1120.02	IV	80	2404.89	III
2000	2416.13	II	700	3807.14	I	100	1258.87	V	55	2405.34	II
240	2419.31	I	110	3831.69	I	100	1258.87	V	55	2405.85	II
160	2472.06	I	1200	3858.30	I	60	1314.56	III	140	2412.46	II
150	2798.65	I	110	3973.56	I	80	1445.43	III	100	2413.94	III
250	2821.29	I	110	4401.55	I	80	1445.98	III	160	2416.99	II
500	2943.91	I	85	4459.04	I	80	1447.09	III	140	2418.69	II
570	2981.65	I	55	4470.48	I	100	1456.68	III	100	2421.91	III
500	2992.60	I	65	4605.00	I	80	1484.73	III	75	2433.80	II
1000	2994.46	I	75	4648.66	I	100	1495.94	III	40	2435.95	II
4000	3002.49	I	110	4714.42	I	80	1498.02	III	45	2437.42	II
2200	3003.63	I	45	4786.54	I	80	1499.45	III	40	2442.14	II
3700	3012.00	I	45	4855.41	I	100	1501.99	III	28	2442.68	II
1700	3037.94	I	40	4904.41	I	60	1502.30	IV	65	2451.87	II
3500	3050.82	I	40	4904.41	I	80	1513.81	III	65	2453.95	II
1500	3054.32	I	45	4980.16	I	60	1524.36	IV	100	2456.99	III
1900	3057.64	I	45	4984.13	I	100	1524.91	III	55	2458.09	II
500	3064.62	I	50	5017.59	I	100	1590.21	III	65	2462.89	I
2600	3101.55	I	100	5035.37	I	80	1598.86	III	80	2468.72	III
1300	3101.88	I	100	5080.52	I	80	1604.72	III	80	2475.87	III
2900	3134.11	I	65	5081.11	I	80	1639.51	III	110	2477.38	II
1100	3232.96	I	40 h	5146.48	I	100	1682.77	III	65	2478.29	II
600	3243.06	I	40 h	5155.76	I	100	1705.44	III	65	2479.94	II
660	3315.66	I	180	5476.91	I	100	1707.14	III	35	2483.88	II
2000	3331.88	II	23	5709.56	I	100	1758.33	V	100	2499.73	III
2900	3369.57	I	16	5754.68	I	100	1877.34	V	110	2511.00	II
3300	3380.57	I	10	5857.76	I	100	1892.92	III	110	2521.40	II
1300	3391.05	I	10	5892.88	I	60	1922.41	IV	390	2544.80	II
3300	3392.99	I	10	6108.12	I	100	1938.84	III	100	2545.64	III
8200	3414.76	I	10	6176.81	I	60	1978.22	IV	110	2551.38	II
1600	3423.71	I	10	6191.18	I	3300	2029.32	II	130	2556.94	II
2600	3433.56	I	13	6256.36	I	65	2032.53	IV	80	2557.94	III
990	3437.28	I	16	6643.64	I	3000	2032.99	II	130	2562.41	II
4800	3446.26	I	22	6767.77	I	2000	2109.42	II	110	2571.33	II
1300	3452.89	I	10	6914.56	I	1700	2125.21	II	390	2583.99	II
5000	3458.47	I	26	7122.20	I	1100	2126.54	II	390	2590.94	II
5000	3461.65	I	16	7393.60	I	80 h	2130.24	III	80	2598.86	III
1600	3472.54	I	16	7409.35	I	1500	2131.18	II	80	2633.17	III
550	3483.77	I	23	7422.28	I	80	2273.92	III	200	2642.24	II
5500	3492.96	I	13	7522.76	I	100	2275.23	III	320	2646.26	II
660	3500.85	I	19	7555.60	I	80	2279.36	III	330	2647.50	I
2600	3510.34	I	23	7617.00	I	100	2281.51	III	330	2654.45	I
6600	3515.05	I	16	7714.32	I	80	2284.40	III	310	2656.08	II
660	3519.77	I	19	7727.61	I	100	2290.36	III	80	2657.99	III
8200	3524.54	I	19	7748.89	I	370	2295.68	II	110	2665.25	II
5000	3566.37	I	10	7788.94	I	280	2302.08	II	110	2666.59	II
990	3571.87	I	13	7797.59	I	100	2313.30	III	110	2667.30	II
1300	3597.70	I	1000	8096.75	II	100	2338.09	III	400	2671.93	II
1300	3610.46	I	700	8121.48	II	80	2344.12	III	200	2673.57	II
			9	8862.55	I	90	2349.21	III	200	2675.94	II
						80	2355.54	III			

Intensity	Wavelength/Å		Intensity	Wavelength/Å		Intensity	Wavelength/Å		Intensity	Wavelength/Å	
160	2691.77	II	80	3142.26	III	500	3584.97	I	350	4143.21	I
1000	2697.06	II	390	3145.40	II	750	3589.11	I	870	4150.12	I
320	2698.86	II	1200	3163.40	II	500	3589.36	I	4400	4152.58	I
320	2702.20	II	150	3175.78	II	500	3593.97	I	870	4163.47	I
150	2702.52	II	390	3180.29	II	500	3602.56	I	4400	4163.66	I
470	2716.62	II	300	3191.10	II	300	3619.51	II	4000	4164.66	I
470	2721.98	II	150	3191.43	II	420	3649.85	I	3500	4168.13	I
310	2733.26	II	1000	3194.98	II	400	3651.19	II	310	4184.44	I
110	2737.09	II	120	3203.35	II	200	3659.61	II	1200	4190.88	I
240	2768.13	II	300	3206.34	II	630	3660.37	I	870	4192.07	I
310	2773.20	I	390	3215.60	II	900	3664.70	I	870	4195.09	I
270	2780.24	II	800	3225.48	II	1500	3697.85	I	1300	4195.66	I
110	2793.05	II	140	3229.56	II	330	3711.34	I	310	4198.51	I
190	2827.08	II	400	3236.40	II	3300	3713.01	I	350	4201.52	I
250	2841.15	II	200	3247.47	II	480	3716.99	I	870	4205.31	I
280	2842.65	II	120	3248.94	II	2700	3726.24	I	350	4214.73	I
160	2846.28	II	320	3254.07	II	2700	3739.80	I	420	4217.94	I
240	2861.09	II	230	3260.56	II	670	3740.73	II	420	4229.15	I
100	2865.61	II	160	3263.37	II	1700	3742.39	I	770	4262.05	I
500	2868.52	II	200	3283.46	II	530	3763.49	I	420	4266.02	I
800	2875.39	II	160	3292.02	II	350	3765.08	I	400	4286.99	I
270	2876.95	II	320	3296.01	I	530	3771.85	I	580	4299.60	I
530	2877.03	II	400	3312.60	I	870	3781.01	I	580	4300.99	I
100	2880.72	II	120	3319.58	II	1700	3787.06	I	390	4311.27	I
570	2883.18	II	130	3341.60	II	1300	3790.15	I	350	4326.33	I
280	2888.83	II	1300	3341.97	I	3500	3791.21	I	390	4331.37	I
470	2897.81	II	1300	3343.71	I	2700	3798.12	I	330	4410.21	I
400	2899.24	II	1700	3349.06	I	2700	3802.92	I	150	4503.04	I
470	2908.24	II	420	3349.52	I	670	3803.88	I	530	4523.41	I
670	2910.59	II	340	3354.74	I	530	3804.74	I	480	4546.82	I
470	2911.74	II	1700	3358.42	I	670	3810.49	I	370	4564.53	I
1100	2927.81	II	130	3365.58	II	530	3811.03	I	720	4573.08	I
110	2931.47	II	340	3366.96	I	530	3815.51	I	480	4581.62	I
870	2941.54	II	130	3369.16	II	210	3818.86	II	1200	4606.77	I
110 h	2945.88	II	350	3374.92	I	670	3824.88	I	170	4616.17	I
110	2946.12	II	170	3386.24	II	350	3835.18	I	450	4630.11	I
110	2946.90	II	350	3392.34	I	350	3863.38	I	450	4648.95	I
1100	2950.88	II	230	3408.68	II	530	3877.56	I	450	4663.83	I
400	2972.57	II	180	3409.19	II	870	3878.82	I	340	4666.24	I
320	2974.10	II	230	3412.94	II	670	3883.14	I	240	4667.22	I
210	2977.68	II	230	3425.42	II	1100	3885.44	I	580	4672.09	I
200	2982.11	II	230	3426.57	II	670	3885.68	I	530	4675.37	I
330	2990.26	II	180	3432.70	II	580	3891.30	I	320	4685.14	I
470	2994.73	II	180	3440.59	II	670	3914.70	I	130 c	4706.14	I
80	3001.84	III	200	3479.56	II	530	3920.20	I	260	4708.29	I
140	3024.74	II	100	3484.05	II	670	3937.44	I	150	4713.50	I
350	3028.44	II	500	3498.63	I	520	3943.67	I	220 c	4749.70	I
300	3032.77	II	460	3507.96	I	910 d	3966.09	I	130 c	4967.78	I
100	3044.76	II	200	3510.26	II	1100	4032.52	I	190	4988.97	I
100	3055.52	II	200	3515.42	II	16000 c	4058.94	I	230	5017.75	I
220	3064.53	II	200	3517.67	II	350	4060.79	I	150	5026.36	I
110	3069.68	II	2000	3535.30	I	12000	4079.73	I	210	5039.04	I
100	3070.90	II	1300	3537.48	I	440	4100.40	I	170	5058.01	I
110	3071.56	II	250	3540.96	II	6700	4100.92	I	130	5065.25	I
100	3073.24	II	500	3544.02	I	310	4116.90	I	750	5078.96	I
400	3076.87	II	300	3550.45	I	5300	4123.81	I	420	5095.30	I
110	3080.35	II	1000	3554.66	I	670	4129.43	I	170	5100.16	I
1800	3094.18	II	630	3563.50	I	770	4129.93	I	170	5120.30	I
140	3099.19	II	630	3563.62	I	2300	4137.10	I	210	5134.75	I
270	3127.53	II	1500	3575.85	I	440	4139.44	I	250	5160.33	I
1500	3130.79	II	5000	3580.27	I	2700	4139.71	I	250	5164.38	I

Intensity	Wavelength/Å		Intensity	Wavelength/Å		Intensity	Wavelength/Å		Intensity	Wavelength/Å	
150	1919.55	III	360	3919.00	II	185	5281.20	I	450	7762.24	II
150	1919.77	III	90	3938.52	III	140	5292.68	I	400	8184.87	I
300	1920.65	III	450	3955.85	II	90	5314.35	III	400	8188.02	I
150	1920.84	III	1000	3995.00	II	200	5320.82	III	250	8200.36	I
200	1921.30	III	150	3998.63	III	150	5327.18	III	300	8210.72	I
200	2064.01	III	200	4003.58	III	450	5495.67	II	570	8216.34	I
250	2064.42	III	360	4035.08	II	285	5535.36	II	400	8223.14	I
120	2068.68	III	550	4041.31	II	650	5666.63	II	400	8242.39	I
90	2071.09	III	360	4043.53	II	550	5676.02	II	550	8438.74	II
90	2080.34	IV	150	4057.76	IV	870	5679.56	II	500	8567.74	I
160	2095.53	II	250	4097.33	III	450	5686.21	II	570	8594.00	I
70	2096.20	II	140	4099.94	I	450	5710.77	II	650	8629.24	I
110	2096.86	II	200	4103.43	III	285	5747.30	II	500	8655.89	I
90	2117.59	III	185	4109.95	I	700	5752.50	I	220	8676.08	II
90	2121.50	III	285	4176.16	II	240	5764.75	I	700	8680.28	I
110	2130.18	II	120	4195.76	III	265	5829.54	I	650	8683.40	I
160	2142.78	II	150	4200.10	III	235	5854.04	I	500	8686.15	I
90	2147.31	III	285	4227.74	II	360	5927.81	II	110	8687.43	II
200	2188.20	III	285	4236.91	II	550	5931.78	II	110 h	8699.00	II
150	2188.38	III	220	4237.05	II	285	5940.24	II	500	8703.25	I
160	2206.09	II	450	4241.78	II	650	5941.65	II	160 h	8710.54	II
160	2286.69	II	90	4332.91	III	285	5952.39	II	570	8711.70	I
110	2288.44	II	120	4345.68	III	160	5999.43	I	500	8718.83	I
220	2316.49	II	300	4379.11	III	210	6008.47	I	250	8728.89	I
160	2316.69	II	285	4432.74	II	285	6167.76	II	200	8747.36	I
285	2317.05	II	650	4447.03	II	360	6379.62	II	500	9386.80	I
90 w	2318.09	IV	90	4510.91	III	150	6380.77	IV	570	9392.79	I
160	2461.27	II	120	4514.86	III	185	6411.65	I	250	9460.68	I
150	2477.69	IV	360	4530.41	II	210	6420.64	I	200	9863.33	I
110	2496.83	II	550	4601.48	II	210	6423.02	I	160 h	9865.41	II
70	2496.97	II	350	4603.73	V	210	6428.32	I	110 h	9868.21	II
110	2520.22	II	90	4606.33	IV	185	6437.68	I	160 h	9887.39	II
160	2520.79	II	450	4607.16	II	235	6440.94	I	220 h	9891.09	II
220	2522.23	II	360	4613.87	II	90	6454.11	III	160 h	9961.86	II
110	2590.94	II	250	4619.98	V	185	6457.90	I	220 h	9969.34	II
250	2645.65	IV	450	4621.39	II	120	6467.02	III	285 h	10023.27	II
300	2646.18	IV	870	4630.54	II	300	6468.44	I	220 h	10035.45	II
350	2646.96	IV	90	4634.14	III	265	6481.71	I	220 h	10065.15	II
250 w	2682.18	III	120	4640.64	III	750	6482.05	II	160 h	10070.12	II
90	2689.20	III	550	4643.08	II	360	6482.70	I	250	10105.13	I
160	2709.84	II	285	4788.13	II	300	6483.75	I	300	10108.89	I
110	2799.22	II	450	4803.29	II	325	6484.80	I	350	10112.48	I
110	2823.64	II	180	4847.38	I	160	6491.22	I	400	10114.64	I
60 l	2859.16	V	90	4858.82	III	210	6499.54	I	110 h	10126.27	II
160	2885.27	II	150	4867.15	III	185	6506.31	I	250	10539.57	I
90 l	2974.52	V	285	4895.11	II	750	6610.56	II	200	12074.51	I
150 w	2980.78	V	160	4914.94	I	185	6622.54	I	380	12186.82	I
250 w	2981.31	V	210	4935.12	I	185	6636.94	I	225	12288.97	I
60 w	2998.43	V	200 w	4944.56	V	235	6644.96	I	290	12328.76	I
220	3006.83	II	160	4950.23	I	185	6646.50	I	310	12381.65	I
90	3078.25	IV	350	4963.98	I	235	6653.46	I	180	12438.40	I
120	3367.34	III	285	4987.37	II	210	6656.51	I	510	12461.25	I
360	3437.15	II	450	4994.36	II	185	6722.62	I	920	12469.62	I
90	3463.37	IV	650	5001.48	II	210	7398.64	I	500	13429.61	I
570	3478.71	IV	360	5002.70	II	160	7406.12	I	840	13581.33	I
500	3482.99	IV	870	5005.15	II	265	7406.24	I	180	13587.73	I
400	3484.96	IV	550	5007.32	II	685	7423.64	I	180	13602.27	I
90	3747.54	IV	450	5010.62	II	785	7442.29	I	290	13624.18	I
90	3754.67	III	360	5016.39	II	900	7468.31	I	250	14757.07	I
120	3771.05	III	360	5025.66	II	185	7608.80	I	100	14868.87	I
285	3838.37	II	550	5045.10	II	60 w	7618.46	V	160	14966.60	I

Intensity	Wavelength/Å		Intensity	Wavelength/Å		Intensity	Wavelength/Å		Intensity	Wavelength/Å	
180	15582.27	I	960	2770.71	I	35	5203.23	I	150	202.393	V
120 s	17516.58	I	2800	2806.91	I	45	5255.82	I	110	203.78	V
100 l	17584.86	I	5100	2838.63	I	55	5265.15	I	150	203.82	V
100	17878.26	I	2300	2844.40	I	40	5298.78	I	100	203.85	V
<i>Osmium Os Z = 76</i>			1500	2850.76	I	110	5376.79	I	200	203.89	V
9600	2001.45	I	1500	2860.96	I	120	5416.34	I	100	203.94	V
13000	2003.73	I	9600	2909.06	I	45	5416.69	I	110	207.18	IV
17000	2010.15	I	2100	2912.33	I	28	5417.51	I	150	207.24	IV
29000	2018.14	I	2100	2919.79	I	55	5443.31	I	300	207.794	V
14000	2022.76	I	1100 h	2948.23	I	22	5446.93	I	150	215.040	V
14000	2028.23	I	1400	2949.53	I	22	5457.30	I	200	215.103	V
18000	2034.44	I	4400	3018.04	I	28	5470.00	I	250	215.245	V
26000	2045.36	I	1100	3030.70	I	22	5509.33	I	250	216.018	V
8600	2058.69	I	2900	3040.90	I	270	5523.53	I	520	220.352	V
13000	2061.69	I	120	3042.74	II	22	5546.82	I	80	227.372	V
7800	2067.21	II	8600	3058.66	I	80	5584.44	I	80	227.469	V
4200	2070.67	II	1100	3077.72	I	35	5620.08	I	150	227.511	V
7200	2076.95	I	3100	3156.25	I	22	5642.56	I	80	227.549	V
14000	2079.97	I	180	3173.93	II	28	5645.25	I	80	227.634	V
2900	2082.54	I	150	3213.31	II	28	5680.88	I	80	227.689	V
2900	2089.03	I	1900	3232.06	I	170	5721.93	I	150	231.823	V
2900	2089.21	I	3100	3262.29	I	22	5765.05	I	140	233.46	IV
6000	2097.60	I	3100	3267.94	I	170	5780.82	I	150	233.50	IV
5300	2100.63	I	1200	3290.26	I	40	5800.60	I	110	233.52	IV
2100	2117.66	I	7600	3301.56	I	110	5857.76	I	200	233.56	IV
4800	2117.96	I	960	3336.15	I	28	5860.64	I	110	233.60	IV
5300	2137.11	I	960	3370.59	I	65	5996.00	I	90	238.36	IV
2600	2154.59	I	620	3387.84	I	35	6227.70	I	180	238.57	IV
1300	2157.84	I	620	3401.86	I	22	6269.41	I	110	248.459	V
1200	2158.53	I	620	3504.66	I	22	6403.15	I	110	252.56	IV
3100	2166.90	I	1200	3528.60	I	27	6729.56	I	110	252.95	IV
1100	2167.75	I	1200	3560.86	I	22	7145.54	I	150	253.08	IV
2100	2171.65	I	620	3598.11	I	26	7602.95	I	300	260.39	IV
1100	2234.61	I	95	3604.48	II	7	8041.29	I	250	260.56	IV
1300	2252.15	I	480	3670.89	I	<i>Oxygen O Z = 8</i>					
2000	2255.85	II	3700	3752.52	I	80	124.616	V	80 d	264.34	III
1400	2264.60	I	2100	3782.20	I	110	135.523	V	110	264.48	III
1400	2282.26	II	730	3876.77	I	80	138.109	V	110	266.97	III
500	2367.35	II	1000	3963.63	I	110	139.029	V	150	266.98	III
2600	2377.03	I	730	3977.23	I	80	151.447	V	150	267.03	III
1700	2387.29	I	960	4066.69	I	110	151.477	V	150	277.38	III
1100	2395.88	I	1200	4112.02	I	150	151.546	V	300	279.63	IV
200	2423.07	II	2500	4135.78	I	80	164.574	V	375	279.94	IV
1400	2424.97	I	1200	4173.23	I	110	164.657	V	110	285.71	IV
110	2454.91	II	1200	4211.86	I	80	164.709	V	150	285.84	IV
1800	2461.42	I	4900	4260.85	I	80	166.235	V	110	286.448	V
110	2468.90	II	560	4293.95	I	150	167.99	V	80	295.62	III
530	2486.24	II	560	4311.40	I	110	170.219	V	110	295.66	III
4500	2488.55	I	4900	4420.47	I	450	172.169	V	120	295.72	III
2600	2498.41	I	540	4550.41	I	250	185.745	V	150	303.41	III
2400	2513.25	I	670	4793.99	I	375	192.751	V	150	303.46	III
780	2538.00	II	55	5031.83	I	450	192.799	V	140	303.52	III
1000	2542.51	I	45	5039.12	I	520	192.906	V	160	303.62	III
1000	2590.76	I	35	5072.88	I	80	193.003	V	160	303.69	III
1800	2613.06	I	35	5074.77	I	200	194.593	V	250	303.80	III
3800	2637.13	I	35	5079.09	I	150	195.86	IV	200	305.60	III
1900	2644.11	I	90	5103.50	I	200	196.01	IV	250	305.66	III
1900	2658.60	I	55	5110.81	I	80	202.161	V	190	305.70	III
2100	2689.82	I	140	5149.74	I	80	202.224	V	300	305.77	III
3000	2714.64	I	40	5193.52	I	80	202.283	V	190	305.84	III
1300	2720.04	I	270	5202.63	I	80	202.334	V	200	306.62	IV
									150	306.88	IV

Intensity	Wavelength/Å		Intensity	Wavelength/Å		Intensity	Wavelength/Å		Intensity	Wavelength/Å	
450	320.979	III	775	760.445	V	220	1763.22	III	775	2789.85	V
300	328.45	III	640	761.128	V	220	1764.48	III	160	2836.26	IV
250	328.74	III	700	762.003	V	750	1767.78	III	160	2921.45	IV
300	345.31	III	70	770.793	I	550	1768.24	III	200	2941.33	V
110	355.14	III	90	771.056	I	360	1771.67	III	210	2941.65	V
90	355.33	III	520	774.518	V	110	1773.00	III	80	2959.68	III
80	355.47	III	70	775.321	I	110	1773.85	III	265	2972.29	I
200	359.02	III	200	779.734	IV	220	1779.16	III	250	2983.78	III
190	359.22	III	315	779.821	IV	160	1781.03	III	80	3017.63	III
150	359.38	III	360	779.912	IV	160	1784.85	III	80	3023.45	III
210	373.80	III	200	779.997	IV	220	1789.66	III	80	3043.02	III
200	374.00	III	640	787.711	IV	110	1848.26	III	200	3047.13	III
300	374.08	III	520	790.109	IV	110	1856.62	III	110	3059.30	III
190	374.16	III	700	790.199	IV	285	1872.78	III	460	3063.42	IV
200	374.33	III	70	791.973	I	285	1872.87	III	410	3071.61	IV
210	374.44	III	300	796.66	II	285	1874.94	III	80	3121.71	III
450	395.558	III	200	802.200	IV	160	1920.04	III	160	3122.62	II
300	434.98	III	160	802.255	IV	110	1920.75	III	220	3129.44	II
800	507.391	III	90	804.267	I	110	1921.52	III	110	3132.86	III
900	507.683	III	70	804.848	I	220	1923.49	III	450	3134.82	II
1000	508.182	III	70	805.295	I	110	1923.82	III	285	3138.44	II
1000	525.795	III	80	805.810	I	110	1926.94	III	160	3144.66	V
250	537.83	II	240	832.762	II	360	2013.27	III	160	3209.66	IV
300	538.26	II	600	832.927	III	160	2026.96	III	80	3238.57	III
220	539.09	II	450	833.332	II	220	2045.67	III	200	3260.98	III
200	539.55	II	780	833.742	III	160	2052.74	III	300	3265.46	III
150	539.85	II	600	834.467	II	30 d	2283.42	II	80	3267.31	III
700	553.330	IV	600	835.096	III	30 d	2284.89	II	220	3270.98	II
775	554.075	IV	800	835.292	III	110	2293.32	II	220	3273.52	II
850	554.514	IV	40	877.879	I	200	2300.35	II	220	3277.69	II
700	555.261	IV	130	921.296	IV	30 d	2313.05	II	360	3287.59	II
700	597.818	III	160	921.366	IV	30 d	2316.12	II	160	3305.15	II
1000	599.598	III	80	922.008	I	30 d	2316.79	II	160	3306.60	II
580	608.398	IV	200	923.367	IV	50 d	2319.68	II	80	3312.30	III
110	609.70	III	130	923.433	IV	30 d	2322.15	II	110	3340.74	III
640	609.829	IV	90	935.193	I	30 d	2339.31	II	230	3348.08	IV
160	610.04	III	40	948.686	I	200 d	2390.44	III	270	3349.11	IV
200	610.75	III	90	971.738	I	80	2394.33	III	160	3354.27	IV
100	610.85	III	40	976.448	I	110	2411.60	II	200	3375.40	IV
270	616.952	IV	160	988.773	I	80	2422.84	III	220	3377.20	II
150	617.005	IV	40	990.204	I	80	2425.55	II	130	3378.06	IV
200	617.036	IV	250	1025.762	I	250	2433.56	II	360	3381.20	IV
520	624.617	IV	90	1027.431	I	80 d	2436.06	II	360	3385.52	IV
580	625.130	IV	160	1039.230	I	80 d	2438.83	III	285	3390.25	II
640	625.852	IV	60	1040.942	I	80	2444.26	II	270	3396.79	IV
1000	629.730	V	40	1152.152	I	300	2445.55	II	360	3403.52	IV
150	644.148	II	900	1302.168	I	200	2449.372	IV	220	3407.38	II
200	672.95	II	600	1304.858	I	200	2450.040	IV	230	3409.66	IV
150	673.77	II	300	1306.029	I	200	2454.99	III	160	3409.84	II
230	681.272	V	200	1338.612	IV	200	2493.44	IV	410	3411.69	IV
70	685.544	I	130	1342.992	IV	200	2493.77	IV	230	3413.64	IV
800	702.332	III	230	1343.512	IV	200	2507.73	IV	80	3444.10	III
800	702.822	III	640	1371.292	V	230	2509.19	IV	80	3455.12	III
900	702.899	III	160	1476.89	III	200	2517.2	IV	285	3470.81	II
1000	703.850	III	160 w	1506.72	V	200	2558.06	III	200	3489.83	IV
900	718.484	II	285	1590.01	III	80	2687.53	III	160	3492.24	IV
600	718.562	II	160	1591.33	III	110	2695.49	III	230	3560.39	IV
70	744.794	I	315 w	1643.68	V	300	2733.34	II	270	3563.33	IV
700	758.678	V	160	1707.996	V	110	2747.46	II	80	3698.70	III
640	759.441	V	220	1760.12	III	1000	2781.01	V	80	3702.75	III
580	760.228	V	110	1760.42	III	920	2786.99	V	80	3703.37	III

Intensity	Wavelength/Å		Intensity	Wavelength/Å		Intensity	Wavelength/Å		Intensity	Wavelength/Å	
110	3707.24	III	50	4469.41	II	235	7947.55	I	540	11297.68	I
220	3712.75	II	360	4590.97	II	210	7950.80	I	590	11302.38	I
110	3715.08	III	285	4596.17	II	185	7952.16	I	265	11358.69	I
315 w	3725.93	IV	80 d	4609.39		110	7981.94	I	490	12464.02	I
285	3727.33	II	160	4638.85	II	135	7982.40	I	450	12570.04	I
360	3729.03	IV	360	4641.81	II	190	7986.98	I	120	12990.77	I
410	3736.85	IV	450	4649.14	II	135	7987.33	I	160	13076.91	I
160	3739.92	II	160	4650.84	II	250	7995.07	I	700	13163.89	I
110	3744.00	III	360	4661.64	II	400	8221.82	I	750	13164.85	I
230	3744.89	IV	285	4676.23	II	265	8227.65	I	640	13165.11	I
360	3749.49	II	220	4699.21	II	265	8230.02	I	160	16212.06	I
150	3754.67	III	285	4705.36	II	325	8233.00	I	120	17966.70	I
80	3757.21	III	160	4924.60	II	120	8235.35	I	590	18021.21	I
250	3759.87	III	230 w	4930.27	V	120	8426.16	I	120	18041.48	I
110	3791.26	III	220	4943.06	II	810	8446.25	I	120	18042.19	I
160	3803.14	II	135	5329.10	I	1000	8446.36	I	120	18046.23	I
120	3823.41	I	160	5329.68	I	935	8446.76	I	140	18229.23	I
450	3911.96	II	190	5330.74	I	325	8820.43	I	540	18243.63	I
160	3919.29	II	90	5435.18	I	160 d	9057.01	I	140	26173.56	I
185	3947.29	I	110	5435.78	I	120	9118.29	I	<i>Palladium Pd Z = 46</i>		
160	3947.48	I	135	5436.86	I	80	9134.71	I	200	705.49	III
140	3947.59	I	120	5577.34	I	80	9150.14	I	200	727.72	III
220	3954.37	II	110	5592.37	III	80	9151.48	I	500	763.06	III
100	3954.61	I	130	5597.91	V	235	9156.01	I	500	766.42	III
200	3961.59	III	160	5958.39	I	450	9260.81	I	2000	781.02	III
450	3973.26	II	190	5958.58	I	490	9260.84	I	500	794.08	III
220	3982.20	II	80	5995.28	I	450	9260.94	I	500	797.52	III
160	4069.90	II	160	6046.23	I	400	9262.58	I	500	800.03	III
285	4072.16	II	190	6046.44	I	540	9262.67	I	500	800.10	III
450	4075.87	II	110	6046.49	I	590	9262.77	I	500	803.67	III
80 d	4083.91	II	100	6106.27	I	490	9265.94	I	500	825.35	III
50 d	4087.14	II	400	6155.98	I	640	9266.01	I	500	840.58	III
150 d	4089.27	II	450	6156.77	I	185	9399.19	I	500	856.47	III
110	4097.24	II	490	6158.18	I	120	9481.16	I	500	864.04	III
220	4105.00	II	80	6256.83	I	120 d	9482.88	I	500	880.59	III
285	4119.22	II	100	6261.55	I	235	9487.43	I	500	888.84	III
100	4123.99	V	100	6366.34	I	140	9492.71	I	1000	889.29	III
160	4132.81	II	100	6374.32	I	265	9497.97	I	300	1596.89	III
50	4146.06	II	320	6453.60	I	160	9499.30	I	500	1741.62	III
220	4153.30	II	360	6454.44	I	235	9505.59	I	4000	1782.55	III
285	4185.46	II	400	6455.98	I	210	9521.96	I	400	1843.49	III
450	4189.79	II	130	6500.24	V	120	9523.36	I	1500	1851.59	III
80	4233.27	I	80	6604.91	I	120	9523.96	I	2000	1852.27	III
50 d	4253.74	II	100	6653.83	I	100	9528.28	I	1000	1859.21	III
50 d	4253.98	II	360	7001.92	I	100	9622.13	I	1500	1874.63	III
50 d	4275.47	II	450	7002.23	I	120	9625.29	I	2000	1885.83	III
50 d	4303.78	II	210	7156.70	I	160	9677.38	I	1000	1887.40	III
285	4317.14	II	400	7254.15	I	80	9694.66	I	1500	1891.34	III
160	4336.86	II	450	7254.45	I	65	9694.91	I	4000	1914.62	III
220	4345.56	II	320	7254.53	I	235	9741.50	I	1000	1930.33	III
285	4349.43	II	210	7476.44	I	235	9760.65	I	2000	1941.64	III
220	4366.90	II	100	7477.24	I	120	9909.05	I	800	2002.16	III
100	4368.25	I	120	7479.08	I	140	9936.98	I	1000	2004.47	III
220	4395.95	II	120	7480.67	I	120	9940.41	I	500	2055.11	III
450	4414.91	II	100	7706.75	I	160	9995.31	I	500	2149.82	III
285	4416.98	II	870	7771.94	I	120 d	10421.18	I	500	2177.55	III
160	4448.21	II	810	7774.17	I	590	11286.34	I	500	2177.63	III
160	4452.38	II	750	7775.39	I	640	11286.91	I	100 r	2231.59	II
50	4465.45	II	80	7886.27	I	490	11287.02	I	200 r	2296.53	II
50 d	4466.28	II	100	7943.15	I	490	11287.32	I	100	2426.87	II
50	4467.83	II	100	7947.17	I	490	11295.10	I	100	2430.94	II

Intensity	Wavelength/Å		Intensity	Wavelength/Å		Intensity	Wavelength/Å		Intensity	Wavelength/Å	
100	2433.11	II	45	7915.80	I	25	1379.429	I	700	3175.09	V
100	2435.32	II	55	8132.82	I	25	1381.469	I	520	3204.04	V
150	2446.17	II	45	8300.83	I	15	1381.637	I	300	3219.307	III
1100	2447.91	I	65	8761.35	I	500	1484.507	IV	400	3233.602	III
100	2457.29	II	<i>Phosphorus P Z = 15</i>			400	1487.788	IV	650	3347.736	IV
150	2469.29	II	250	328.78	V	350	1502.228	III	570	3364.467	IV
100	2471.18	II	150	359.899	IV	80	1532.51	II	400	3371.122	IV
1700	2476.42	I	500	388.318	IV	120	1535.90	II	300	3957.641	III
250	2486.52	II	250	389.50	V	450	1610.50	V	350	3978.307	III
300	2488.92	II	300	390.70	V	150	1618.632	III	400	4059.312	III
200	2498.81	II	300	445.158	IV	200	1618.907	III	300	4080.084	III
150	2505.73	II	375	475.60	V	140	1671.070	I	500	4222.195	III
150	2551.84	II	120	498.180	III	100	1671.510	I	350	4246.720	III
150	2565.51	II	520	542.57	V	180	1671.680	I	400	4420.71	II
100	2569.56	II	600	544.92	V	140	1672.035	I	250	4479.776	III
150	2658.75	II	200	569.853	III	140	1672.474	I	250	4540.288	IV
1900	2763.09	I	200	581.831	III	600	1674.591	I	250	4541.112	IV
150 h	2776.85	II	350	629.008	IV	600	1679.695	I	500	4588.04	II
100 h	2787.92	II	400	629.914	IV	140	1685.976	I	500	4589.86	II
200	2854.59	II	500	631.779	IV	100	1694.028	I	600	4602.08	II
100 h	2871.37	II	450	673.90	V	100	1694.486	I	300	4626.70	II
100 h	2878.01	II	10	810.24	II	100	1706.376	I	300	4658.31	II
520	2922.49	I	650	823.179	IV	100	1707.553	I	500	4943.53	II
650	3002.65	I	700	824.730	IV	600	1774.951	I	300	4954.39	II
1500	3027.91	I	800	827.932	IV	500	1782.838	I	300	4969.71	II
1100	3065.31	I	300	847.669	III	400	1787.656	I	100	5079.381	I
2600	3114.04	I	350	855.624	III	140	1834.801	I	100	5098.221	I
11000	3242.70	I	500	859.652	III	140	1847.165	I	100	5100.974	I
2700	3251.64	I	10	865.44	II	100	1849.820	I	140	5109.628	I
3500	3258.78	I	450	865.45	V	140	1851.194	I	140	5154.844	I
3600	3302.13	I	600	871.39	V	100	1852.069	I	180	5162.290	I
5000	3373.00	I	700	877.476	IV	500	1858.886	I	300	5253.52	II
24000	3404.58	I	300	913.971	III	400	1859.393	I	140	5293.539	I
13000	3421.24	I	300	917.120	III	140	1864.348	I	400	5296.13	II
5000	3433.45	I	350	918.665	III	650	1888.523	IV	250	5316.07	II
6400	3441.40	I	1000	950.655	IV	180	1905.481	I	300	5344.75	II
7700	3460.77	I	250	1003.598	III	140	1906.403	I	180	5345.851	I
10000	3481.15	I	570	1025.563	IV	280	1907.665	I	100	5364.631	I
2000	3489.77	I	500	1028.096	IV	280	2023.489	I	250	5378.20	II
12000	3516.94	I	570	1030.517	IV	180	2024.516	I	300	5386.88	II
12000	3553.08	I	500	1033.111	IV	400	2032.432	I	400	5425.91	II
4500	3571.16	I	500	1035.517	IV	400	2033.477	I	100	5428.094	I
20000	3609.55	I	900	1117.98	V	400	2135.465	I	400	5450.74	II
20000	3634.70	I	570	1118.551	IV	400	2136.182	I	140	5458.305	I
5500	3690.34	I	700	1128.01	V	400	2149.145	I	180	5477.672	I
1400	3718.91	I	20	1249.82	II	280	2152.940	I	140	5477.860	I
1500	3799.19	I	20	1301.87	II	500	2154.080	I	140	5478.267	I
1500	3832.29	I	20	1304.47	II	180	2235.732	I	100	5514.774	I
2200	3894.20	I	15	1304.68	II	450	2440.93	V	100	5516.997	I
1500	3958.64	I	35	1305.48	II	250	2478.256	IV	250	5588.34	II
290	4087.34	I	60	1310.70	II	750	2533.976	I	500	6024.18	II
2500	4212.95	I	500	1334.808	III	950	2535.603	I	400	6034.04	II
180	4473.59	I	650	1344.327	III	750	2553.262	I	500	6043.12	II
160	5163.84	I	300	1344.845	III	500	2554.915	I	250	6055.50	II
120	5295.63	I	500	1366.695	IV	250	2605.506	IV	150	6083.409	III
55	5542.80	I	15	1372.033	I	300	2632.713	III	350	6087.82	II
75	5670.07	I	400	1372.674	IV	400	2644.295	IV	180	6097.690	I
55 h	5695.09	I	15	1373.500	I	400	2728.770	IV	350	6165.59	II
65	6784.52	I	10	1374.732	I	500	2739.309	IV	500	6199.024	I
75	7368.12	I	15	1377.080	I	250	2739.872	IV	180	6210.499	I
120	7764.03	I	15	1377.937	I	450	2978.55	V	140	6375.681	I

Intensity	Wavelength/Å		Intensity	Wavelength/Å		Intensity	Wavelength/Å		Intensity	Wavelength/Å	
100	6388.579	I	228	15962.53	I	240	2308.04	I	70	2738.48	I
250	6435.32	II	296	16254.77	I	50	2310.96	II	70	2747.61	I
600	6459.99	II	203	16292.97	I	90	2315.50	I	80	2753.86	I
600	6503.46	II	1627	16482.92	I	220	2318.29	I	200	2754.92	I
600	6507.97	II	588	16590.07	I	100	2326.10	I	30	2769.84	I
100	6717.411	I	225	16613.05	I	170	2340.18	I	500	2771.67	I
150	6992.690	III	221	16738.68	I	280	2357.10	I	40	2773.24	I
100	7102.200	I	419	16803.39	I	180	2368.28	I	20	2774.00	I
100	7158.367	I	471	17112.48	I	50	2377.28	II	50	2774.77	II
180	7165.465	I	289	17286.91	I	130	2383.64	I	50	2793.27	I
180	7175.102	I	299	17423.67	I	40	2386.81	I	100	2794.21	II
180	7176.660	I	287	23844.97	I	120	2389.53	I	40 h	2799.98	II
200	7443.657	IV	311	29097.16	I	35	2396.17	I	140	2803.24	I
250	7845.63	II	<i>Platinum Pt Z = 78</i>			70	2401.87	I	10	2808.51	I
100	8046.801	I	30	1621.66	II	200	2403.09	I	50	2818.25	I
150	8113.528	III	30	1723.13	II	100	2418.06	I	30 h	2822.27	II
140	8278.058	I	30	1751.70	II	50	2424.87	II	1400	2830.30	I
100	8367.856	I	50 r	1777.09	II	80	2428.04	I	70	2834.71	I
140	8531.475	I	30	1781.86	II	50	2428.20	I	16	2853.11	I
140	8613.835	I	30	1879.09	II	25	2429.10	I	80 h	2860.68	II
180	8637.578	I	40	1883.05	II	180	2436.69	I	40 h	2865.05	II
400	8741.529	I	50	1889.52	II	650	2440.06	I	40 h	2875.85	II
100	8872.174	I	50	1911.70	II	60	2450.97	I	100 h	2877.52	II
180	9175.819	I	30	1929.25	II	440	2467.44	I	25	2888.20	I
950	9193.85	I	30	1929.68	II	35	2471.01	I	25	2893.22	I
600	9278.88	I	30	1939.80	II	1000	2487.17	I	600	2893.86	I
1250	9304.94	I	30	1949.90	II	25	2488.74	II	300	2897.87	I
500	9323.50	I	30	1983.74	II	200	2490.12	I	60	2905.90	I
950	9435.069	I	40	2014.93	II	160	2495.82	I	120	2912.26	I
950	9441.86	I	3200	2030.63	I	240	2498.50	I	120	2913.54	I
600	9452.83	I	4400	2032.41	I	50	2505.93	I	70	2919.34	I
1250	9493.56	I	100	2036.46	II	120	2508.50	I	30	2921.38	I
1700	9525.73	I	40	2041.57	II	50	2514.07	I	1700	2929.79	I
1500	9545.18	I	5500	2049.37	I	60	2515.03	I	30	2942.76	I
280	9556.81	I	1500	2067.50	I	240	2515.58	I	30	2944.75	I
1700	9563.439	I	3000	2084.59	I	140	2524.30	I	25	2959.10	I
280	9593.50	I	1000	2103.33	I	40	2529.41	I	60	2960.75	I
750	9609.04	I	30	2115.57	II	50	2536.49	I	1800	2997.97	I
400	9638.939	I	950	2128.61	I	160	2539.20	I	35	3001.17	II
500	9676.24	I	30	2130.69	II	18	2549.46	I	220	3002.27	I
180	9706.533	I	1900	2144.23	I	50	2552.25	I	30	3017.88	I
1500	9734.750	I	100	2144.24	II	50	2596.00	I	30 h	3031.22	II
280	9736.680	I	600	2165.17	I	70	2603.14	I	130	3036.45	I
1500	9750.77	I	1500	2174.67	I	30	2616.76	II	800	3042.64	I
600	9790.21	I	30	2190.32	II	50	2619.57	I	3200	3064.71	I
1700	9796.85	I	400	2202.22	I	30	2625.34	II	30	3071.94	I
280	9834.80	I	50 h	2202.58	II	1100	2628.03	I	130	3100.04	I
400	9903.68	I	320	2222.61	I	130	2639.35	I	320	3139.39	I
280	9976.67	I	50 h	2233.11	II	1000	2646.89	I	140	3156.56	I
229	10084.27	I	30 h	2240.99	II	500	2650.86	I	120	3200.71	I
458	10511.58	I	100	2245.52	II	20	2658.17	I	320	3204.04	I
962	10529.52	I	150	2249.30	I	2800	2659.45	I	30	3230.29	I
1235	10581.57	I	30	2251.52	II	40	2674.57	I	20	3233.42	I
415	10596.90	I	30 h	2251.92	II	440	2677.15	I	20	3250.36	I
435	10681.40	I	190	2268.84	I	200	2698.43	I	40	3251.98	I
265	10813.13	I	30 h	2271.72	II	2000	2702.40	I	160	3255.92	I
764	11183.23	I	280	2274.38	I	1600	2705.89	I	25	3268.42	I
402	11186.75	I	50 h	2287.50	II	60	2713.13	I	25	3281.97	I
479	14241.64	I	30	2288.20	II	1300	2719.04	I	120	3290.22	I
256	14307.83	I	150	2289.27	I	130	2729.92	I	500	3301.86	I
714	15711.52	I	150	2292.40	I	1800	2733.96	I	60	3315.05	I

Intensity	Wavelength/Å		Intensity	Wavelength/Å		Intensity	Wavelength/Å		Intensity	Wavelength/Å	
4	4740.91	I	8	10487.11	I	680	3880.47	II	620	4171.82	II
6	4744.35	I	17	11019.87	I	440 c	3885.19	II	730	4172.25	II
5	4753.93	I	16	11022.67	I	440 c	3889.34	II	5200	4179.39	II
7	4757.39	I	17	11690.21	I	770 c	3908.05	II	2500	4189.48	II
5	4786.49	I	16	11769.62	I	630	3912.90	II	560 c	4191.60	II
7	4791.05	I	17	11772.83	I	310	3913.55	II	2500 c	4206.72	II
6	4799.75	I		12522.11	I	1300 c	3918.85	II	500	4208.32	II
8	4804.35	I		13377.86	I	420	3919.63	II	320	4211.86	II
7	4849.86	I		13397.09	I	960	3925.47	II	320	4217.81	II
8	4856.09	I		15163.08	I	480	3927.46	II	3800	4222.93	II
8	4863.48	I		15168.40	I	370	3929.29	II	3800	4225.35	II
9	4869.76	I		40158.37	I	370	3935.82	II	320	4233.11	II
8	4942.02	I	<i>Praseodymium Pr Z = 59</i>			730 c	3947.63	II	320 c	4236.15	II
9	4950.82	I	7000	865.90	V	900 c	3949.43	II	960	4241.01	II
9	4956.15	I	5000	869.17	V	900 c	3953.51	II	340	4243.51	II
10	4965.03	I	2000	1228.59	IV	380	3956.75	II	840 c	4247.63	II
10	5084.23	I	5000	1228.59	IV	470	3962.45	II	500	4254.40	II
11	5097.17	I	5000	1293.22	IV	560	3964.26	II	320	4269.09	II
11	5099.20	I	5000	1295.28	IV	1600 c	3964.81	II	790 c	4272.27	II
12	5112.25	I	5000	1321.36	IV	560 c	3966.57	II	470 c	4280.07	II
12	5323.28	I	5000	1333.57	IV	500	3971.16	II	790 c	4282.42	II
13	5339.69	I	5000	1354.66	IV	320	3971.67	II	450 c	4298.98	II
12	5342.97	I	2000	1360.64	IV	620 c	3972.14	II	1500	4305.76	II
14	5359.57	I	2000	1365.77	IV	320	3974.85	II	1300	4333.97	II
16	5782.38	I	5000	1374.41	IV	1300 c	3989.68	II	360	4338.70	II
17	5801.75	I	5000	1435.56	IV	340	3992.16	II	620 cw	4344.30	II
15	5812.15	I	2000	1520.98	IV	1600	3994.79	II	470 c	4347.49	II
17	5831.89	I	5000	1574.55	IV	560 c	3997.04	II	340	4350.40	II
8	6120.27	II	5000	1575.10	IV	320	3999.12	II	450	4354.91	II
7	6307.29	II	3000	1578.38	IV	620 c	4000.17	II	410 c	4359.79	II
19	6911.08	I	2000	1622.30	IV	730	4004.70	II	1200	4368.33	II
12	6936.28	I	10000	1884.87	IV	1900	4008.69	II	320	4371.62	II
20	6938.77	I	2000	2083.23	IV	620	4010.60	II	430	4405.83	II
7	6964.18	I	3300	2246.20	V	730	4015.39	II	1700	4408.82	II
12	6964.67	I	2000 c	2378.98	IV	620	4020.96	II	410	4413.77	II
25	7664.90	I	40 h	2598.04	II	470	4022.71	II	1200 c	4429.13	II
24	7698.96	I	100 h	2707.37	II	360	4025.54	II	730	4449.83	II
5	7955.37	I	60	2760.35	II	360 c	4029.72	II	960	4468.66	II
4	7956.83	I	270	3168.24	II	730 c	4031.75	II	1100	4496.46	II
7	8078.11	I	200 d	3195.99	II	960	4033.83	II	790	4510.15	II
6	8079.62	I	190	3219.48	II	730	4038.45	II	340 c	4534.15	II
9	8250.18	I	200	3584.21	II	470	4039.34	II	340	4535.92	II
8	8251.74	I	250	3645.66	II	1300	4044.81	II	270 c	4628.74	II
3	8390.22	I	250	3646.30	II	340	4047.08	II	270 c	4672.09	II
11	8503.45	I	370	3668.83	II	450	4051.13	II	290	4695.77	I
10	8505.11	I	290	3714.05	II	2200	4054.88	II	250	4736.69	I
4	8763.96	I	410	3739.18	II	2200	4056.54	II	200	4924.60	I
3	8767.05	I	680	3761.87	II	450	4058.80	II	320	4939.74	I
13	8902.19	I	680	3800.30	II	3400	4062.81	II	380	4951.37	I
12	8904.02	I	390	3811.84	II	500 c	4079.77	II	270	5034.41	II
5	8923.31	I	1300 h	3816.02	II	500 c	4080.98	II	320	5045.52	I
4	8925.44	I	680	3818.28	II	790	4081.85	II	360	5110.38	II
7	9347.24	I	310	3821.80	II	500	4083.34	II	560	5110.76	II
3	9349.25	I	960	3830.72	II	560	4096.82	II	410	5129.52	II
6	9351.59	I	480	3840.99	II	380	4098.40	II	620	5173.90	II
15	9595.70	I	580	3846.59	II	2900 c	4100.72	II	360	5206.55	II
14	9597.83	I	1200	3850.79	II	1700 c	4118.46	II	360	5219.05	II
6	9949.67	I	720 c	3851.55	II	340	4130.77	II	560	5220.11	II
5	9954.14	I	960	3852.80	II	1500 c	4141.22	II	680	5259.73	II
9	10479.63	I	480 c	3865.45	II	2700	4143.11	II	340 c	5292.02	II
5	10482.15	I	480	3876.19	II	1700 c	4164.16	II	340	5292.62	II
			1700 c	3877.18	II						

Intensity	Wavelength/Å		Intensity	Wavelength/Å		Intensity	Wavelength/Å		Intensity	Wavelength/Å	
1000	2556.51	I	320	3069.94	I	240	3453.50	I	110 c	5752.93	I
250	2559.08	I	260	3071.16	I	55000 c	3460.46	I	110 cw	5776.83	I
340	2564.19	I	550	3082.43	I	40000 c	3464.73	I	550	5834.31	I
540	2568.64	II	340	3088.76	I	400	3467.96	I	200	6307.70	I
370	2571.81	II	700	3100.67	I	240	3476.44	I	200	6321.90	I
380	2586.79	I	700	3108.81	I	400	3480.38	I	100 cw	6605.19	I
290	2599.86	I	340	3110.86	I	320	3480.85	I	180 c	6813.41	I
290	2603.89	I	340 c	3118.19	I	240	3482.23	I	260	6829.90	I
660	2608.50	II	340	3121.36	I	560	3503.06	I	50 cw	7640.94	I
610 d	2611.54	I	420	3128.94	I	320	3516.65	I	65 cw	7912.94	I
310	2635.83	II	260	3134.02	I	320	3517.33	I	<i>Rhodium Rh Z = 45</i>		
550	2636.64	I	250	3141.38	I	320	3537.46	I	50	813.44	III
270	2642.75	I	440	3151.64	I	240	3549.89	I	80	882.51	III
270	2649.05	I	330	3153.79	I	240	3570.26	I	100	925.75	III
660	2651.90	I	360 c	3158.31	I	360	3579.12	I	150	937.28	III
400	2654.12	I	220	3164.52	I	810 c	3580.15	II	500	991.62	III
220	2663.63	I	700	3168.37	I	650	3580.97	I	400	992.48	III
940	2674.34	I	220	3174.61	I	810	3583.02	I	500 d	1009.60	III
220	2688.53	I	440	3177.71	I	320	3617.08	I	200	1012.22	III
1300	2715.47	I	260	3178.61	I	810	3637.84	I	200	1015.17	III
220	2732.21	I	600	3182.87	I	440	3651.97	I	200	1073.87	III
610	2733.04	II	1100	3184.76	I	320	3670.53	I	150	1784.24	III
220	2758.00	I	1100	3185.57	I	860 c	3689.50	I	200	1784.94	III
210	2763.79	I	260	3190.78	I	1500 c	3691.48	I	150	1796.50	III
310	2767.74	I	260	3192.36	I	520	3703.24	I	200	1816.03	III
220	2768.85	I	220	3198.58	I	240	3709.93	I	1000	1832.05	III
220	2769.32	I	1100 c	3204.25	I	360 c	3717.28	I	500	1859.85	III
350	2770.42	I	380	3235.94	I	4000	3725.76	I	800	1880.66	III
550	2783.57	I	600	3258.85	I	240 c	3735.01	I	500	1884.91	III
220	2791.29	I	600	3259.55	I	810	3735.31	I	500	1887.36	III
220	2814.68	I	300	3268.89	I	910	3740.10	I	700	1888.62	III
880	2819.95	I	280	3296.70	I	300 cw	3745.44	I	800	1901.32	III
310	2834.08	I	280	3296.99	I	700	3787.52	I	500	1910.16	III
220	2843.00	I	280	3301.60	I	240	3869.94	I	600	1919.37	III
270	2850.98	I	240	3302.23	I	240	3875.26	I	500	1927.07	III
240	2867.19	I	320	3303.21	II	240	3876.86	I	700	1931.79	III
2900	2887.68	I	280	3303.75	I	380 c	3917.27	I	500	1954.25	III
490	2896.01	I	240	3313.95	I	550	3929.85	I	500	1994.26	III
830 c	2902.48	I	600	3322.48	I	280	3961.04	I	800	2013.71	III
210	2905.58	I	2000	3338.18	I	350 c	3962.48	I	500	2017.47	III
550	2909.82	I	1600	3342.24	I	220	4033.31	I	500	2028.53	III
830 c	2927.42	I	810	3344.32	I	240	4081.43	I	800	2036.72	III
270	2930.61	I	320	3346.20	I	240 c	4110.89	I	600	2037.61	III
440	2943.14	I	240 d	3356.33	I	240 cw	4133.42	I	1000	2040.18	III
270	2962.27	I	240	3377.74	I	1800	4136.45	I	3000	2048.67	III
720	2965.11	I	320	3379.06	II	700	4144.36	I	2000	2064.11	III
1500	2965.76	I	320	3379.70	I	220	4182.90	I	800	2076.84	III
310	2976.29	I	240	3389.43	I	220	4183.06	I	1000	2118.53	III
210	2978.15	I	4000	3399.30	I	650	4221.08	I	1000	2118.63	III
220	2980.82	I	650	3404.72	I	3600 c	4227.46	I	1000	2139.44	III
220	2982.19	I	650	3405.89	I	260 c	4257.60	I	1000	2152.23	III
220	2988.47	I	240	3408.67	I	380	4358.69	I	3000	2158.17	III
1800	2992.36	I	320	3409.83	I	360 cw	4394.38	I	3000	2163.19	III
5500	2999.60	I	320	3417.77	I	2600	4513.31	I	3000	2167.33	III
350	3001.14	I	810	3419.41	I	260	4516.64	I	150	2276.21	II
220	3004.14	I	8000	3424.62	I	500	4522.73	I	140	2288.57	I
500	3016.02	I	400	3426.19	I	2200 cw	4889.14	I	110	2309.82	I
300	3016.49	I	300	3427.61	I	220	4923.90	I	350	2322.58	I
380	3030.45	I	320	3437.71	I	1300	5270.95	I	140	2326.47	I
240	3047.25	I	400	3449.37	I	1600 cw	5275.56	I	190	2334.77	II
1600	3067.40	I	16000 c	3451.88	I	100	5667.88	I	300	2361.92	I

Intensity	Wavelength/Å		Intensity	Wavelength/Å		Intensity	Wavelength/Å		Intensity	Wavelength/Å	
10000	2075.95	II	40 l	8271.41	I	110	2517.32	II	650	3669.49	I
30000	2143.83	II	30	8271.71	I	150	2535.59	II	550	3726.10	I
10000	2217.08	II	40 l	8868.512	I	550	2549.58	I	8700	3726.93	I
5000	2291.71	II	30	8868.852	I	370	2609.06	I	11000	3728.03	I
50000	2472.20	II	30 l	9522.65	I	830	2612.07	I	7100	3730.43	I
1000	2631.75	III	20 l	9540.18	I	460	2642.96	I	3500	3742.28	I
2000	2956.07	III	2000 c	9689.05	II	330	2651.84	I	870	3742.78	I
500	3086.84	III	35 l	10075.282	I	400	2659.62	I	2800	3745.59	I
500	3111.36	III	30 l	10075.708	I	330	2661.61	II	760	3753.54	I
5000 c	3148.90	II	100	13235.17	I	690	2678.76	II	870	3755.93	I
25	3157.54	I	20	13442.81	I	330	2692.06	II	1200	3759.84	I
50	3227.98	I	30	13443.57	I	200	2712.41	II	600	3761.51	I
500	3286.41	III	75	13665.01	I	690	2719.52	I	600	3767.35	I
60	3348.72	I	1000	14752.41	I	140	2725.47	II	1500	3777.59	I
75	3350.82	I	800	15288.43	I	310	2734.35	II	600	3782.74	I
100	3587.05	I	150	15289.48	I	1800	2735.72	I	3900	3786.06	I
40	3591.57	I	20	22529.65	I	100	2778.38	II	6000	3790.51	I
5000	3600.60	II	4	27314.31	I	110	2787.83	II	760	3798.05	I
10000	3600.64	II				350	2810.03	I	7600	3798.90	I
25000	3940.51	II	<i>Ruthenium Ru Z = 44</i>			1700	2810.55	I	7600	3799.35	I
1000	4201.80	I	250	850.09	III	350	2818.36	I	600	3812.72	I
500	4215.53	I	200	850.30	III	400	2829.16	I	760	3817.27	I
90000	4244.40	II	250	919.74	III	640	2854.07	I	760	3819.03	I
15000	4273.14	II	500	940.09	III	420	2861.41	I	650	3822.09	I
20000	4571.77	II	500	966.54	III	550	2866.64	I	550	3824.93	I
10000	4648.57	II	750	974.14	III	1800	2874.98	I	760	3831.80	I
30000	4775.95	II	900	979.43	III	740	2886.54	I	930	3839.70	I
2	5087.987	I	500	981.35	III	370	2908.88	I	760	3850.43	I
2	5132.471	I	900	986.84	III	1100	2916.26	I	1300	3857.55	I
10	5150.134	I	900	994.56	III	180	2945.67	II	650	3862.69	I
10000	5152.08	II	300	1001.65	III	370	2949.50	I	1300	3867.84	I
1	5165.023	I	500	1009.13	III	550	2965.16	I	650	3892.21	I
2	5165.142	I	900	1009.87	III	170	2965.55	II	760	3909.08	I
15	5195.278	I	500	1014.68	III	140	2976.59	II	1500	3923.47	I
2	5233.968	I	800	1190.51	III	550	2976.92	I	3300	3925.92	I
20	5260.034	I	500	1200.07	III	1400	2988.95	I	600	3931.76	I
1	5260.228	I	500	1207.17	III	460	2994.96	I	760	3945.57	I
3	5322.380	I	500	1209.77	III	440	3006.59	I	600	3978.44	I
40	5362.601	I	300	1211.31	III	330	3017.24	I	600	3979.42	I
4	5390.568	I	500	1941.35	III	310	3020.88	I	870	3984.86	I
75	5431.532	I	500	2009.28	III	390	3064.84	I	1500	4022.16	I
3	5431.830	I	2400	2076.43	I	330	3096.57	I	600	4023.83	I
6	5578.788	I	2600	2083.77	I	830	3099.28	I	1400	4051.40	I
40	5647.774	I	2400	2090.89	I	740	3100.84	I	710	4054.05	I
20	5653.750	I	690	2255.52	I	490	3294.11	I	760	4068.37	I
60	5724.121	I	780	2272.09	I	370	3301.59	I	980	4076.73	I
3	5724.614	I	780	2279.57	I	930	3339.55	I	6000	4080.60	I
75	6070.755	I	480	2317.80	I	3100	3417.35	I	930	4097.79	I
30 c	6159.626	I	120	2334.96	II	4900	3428.31	I	1900	4112.74	I
75 c	6206.309	I	190 h	2342.85	II	6400	3436.74	I	2000	4144.16	I
120 c	6298.325	I	310	2351.33	I	8300	3498.94	I	650	4145.74	I
5	6299.224	I	170	2357.91	II	640	3514.49	I	870	4167.51	I
10000	6458.33	II	780	2402.72	II	790	3539.37	I	550	4197.58	I
5000	6560.81	II	150	2407.92	II	690	3570.59	I	550	4198.88	I
100 l	7279.997	I	180	2455.53	II	6400	3589.22	I	7600	4199.90	I
150	7408.173	I	150	2456.44	II	6900	3593.02	I	1500	4206.02	I
200 l	7618.933	I	370	2456.57	II	6400	3596.18	I	5400	4212.06	I
300	7757.651	I	280	2478.93	II	1300	3599.76	I	760	4214.44	I
60	7759.436	I	140	2498.42	II	3100	3634.93	I	930	4217.27	I
90000 c	7800.27	I	140	2498.57	II	6200	3661.35	I	550	4230.31	I
45000 c	7947.60	I	260	2507.01	II	830	3663.37	I	760	4241.05	I
			110	2513.32	II						

Intensity	Wavelength/Å		Intensity	Wavelength/Å		Intensity	Wavelength/Å		Intensity	Wavelength/Å	
760	4243.06	I	26	6982.01	I	480	3854.56	I	730	4716.10	I
760	4284.33	I	26	7027.98	I	400	3858.74	I	770	4728.42	I
550	4295.93	I	35	7238.92	I	3700	3885.29	II	470	4745.68	II
3700	4297.71	I	16	7393.93	I	1600	3896.98	II	730	4760.27	I
930	4307.60	I	18	7468.91	I	1300	3903.42	II	580	4783.10	I
550	4319.87	I	26	7485.79	I	2500	3922.40	II	350	4785.86	I
550	4342.07	I	70	7499.75	I	1900	3928.28	II	970	4841.70	I
710	4354.13	I	26	7559.61	I	1300	3941.87	II	730	4883.97	I
870	4361.21	I	18	7621.50	I	470	3951.89	I	630	4910.40	I
2400	4372.21	I	18	7722.87	I	1500	3963.00	II	350	4913.25	II
870	4385.39	I	22	7791.86	I	1500	3971.40	II	430	4918.99	I
1300	4385.65	I	30	7847.80	I	620	3974.66	I	400	5044.28	I
1700	4390.44	I	80	7881.49	I	1000	3976.43	II	540	5071.20	I
1600	4410.03	I	18	8264.96	I	1500	3990.00	II	510	5117.16	I
1100	4460.04	I	22	8710.84	I	1400	4064.58	II	350	5122.14	I
5400	4554.51	I	<i>Samarium Sm Z = 62</i>			1000	4092.27	II	360	5155.03	II
1700	4584.44	I	150	2789.38	II	1900	4118.55	II	470	5175.42	I
720	4647.61	I	410	3152.52	II	1200	4152.21	II	250	5200.59	I
1400	4709.48	I	720	3183.92	II	1000	4188.13	II	260	5251.92	I
500	4757.84	I	600	3211.73	II	1100	4203.05	II	400	5271.40	I
550	4869.15	I	530	3216.85	II	1000	4225.33	II	250	5282.91	I
160	5011.23	I	600	3218.61	II	1200	4236.74	II	220	5453.00	I
450	5057.33	I	720	3230.56	II	2100	4256.39	II	230	5493.72	I
120	5076.32	I	720	3236.64	II	1300	4262.68	II	230	5516.09	I
200	5093.83	I	720	3239.66	II	1200	4279.68	II	140	5550.40	I
530	5136.55	I	720	3250.37	II	2200	4280.79	II	140	5659.86	I
170	5142.76	I	850	3254.38	II	710	4282.21	I	120	5696.73	I
250	5147.24	I	1700	3306.39	II	470	4282.83	I	85	5706.20	I
110	5151.07	I	1200	3321.18	II	1600	4296.74	I	70	5773.77	I
500	5155.14	I	1200	3365.86	II	1900	4318.94	II	60	5778.33	I
920	5171.03	I	1200	3382.40	II	470	4319.53	I	70 d	5786.98	II
180	5195.02	I	4200	3568.27	II	1800	4329.02	II	60	5788.38	I
130	5284.08	I	4200	3592.60	II	440	4330.02	I	60	5800.52	I
260	5309.27	I	1700	3604.28	II	1300	4334.15	II	65	5802.84	I
110	5335.93	I	3400	3609.49	II	880	4336.14	I	65	5867.79	I
130	5361.77	I	1700	3621.23	II	1100	4347.80	II	50	5874.21	I
110 h	5401.04	I	3400	3634.29	II	440	4362.91	I	50	5898.96	I
80	5484.32	I	2200	3661.36	II	530	4380.42	I	65	5965.71	II
130	5510.71	I	2200	3670.84	II	1600	4390.86	II	50	6045.00	I
90	5559.75	I	1100	3693.99	II	410	4401.17	I	50	6070.06	I
290	5636.24	I	1600	3728.47	II	470	4419.33	I	45	6084.12	I
180	5699.05	I	2100	3731.26	II	1500	4420.53	II	45 h	6159.56	I
65	5814.98	I	1600	3735.98	II	2900	4424.34	II	45	6256.54	I
55	5919.34	I	2900	3739.12	II	470	4429.66	I	100	6267.28	II
80	5921.45	I	1200	3743.87	II	1600	4433.88	II	140	6569.31	II
21 h	5973.38	I	930	3745.46	I	1800	4434.32	II	110	6589.72	II
16	5988.67	I	800	3756.41	I	530	4441.81	I	50	6671.51	I
35	5993.65	I	1200	3757.53	II	440	4442.28	I	120 d	6731.84	II
18	6116.77	I	1900	3760.69	II	710	4445.15	I	95	6794.20	II
26	6199.42	I	1100	3764.37	II	1300	4452.73	II	120	6860.93	I
26	6225.20	I	370 d	3773.33	I	1200	4454.63	II	120	6955.29	II
18	6295.22	I	1100	3778.14	II	1000	4458.52	II	90	7020.44	II
16	6390.23	I	1500	3788.12	II	2200	4467.34	II	90	7039.22	II
26 h	6444.84	I	1600	3793.97	II	810	4470.89	I	90	7042.24	II
21	6663.14	I	1600	3797.73	II	370	4499.11	I	90	7051.52	II
55	6690.00	I	1600	3826.20	II	440	4581.73	I	90	7082.37	II
21	6766.95	I	1100	3831.50	II	380	4649.49	I	26	7088.30	I
30	6775.02	I	560	3834.48	I	470 d	4670.75	I	30	7095.50	I
21	6824.17	I	1600	3843.50	II	1100	4674.60	II	30	7104.54	I
26	6911.48	I	530	3853.30	I	370	4688.73	I	26	7115.96	I
110	6923.23	I	2700	3854.21	II	530	4704.40	II	85 d	7149.60	II

Intensity	Wavelength/Å		Intensity	Wavelength/Å		Intensity	Wavelength/Å		Intensity	Wavelength/Å	
23	7213.82	I	1200	2974.01	I	2700	4047.79	I	270	5089.89	I
60	7240.90	II	1400	2980.75	I	120	4049.95	I	390	5096.73	I
26	7347.30	I	340	2988.95	I	5500	4054.55	I	620	5099.23	I
30	7444.56	I	2200	3015.36	I	220	4056.59	I	370	5101.12	I
26	7445.41	I	2700	3019.34	I	100	4068.66	III	180	5109.06	I
13	7470.76	I	360	3030.76	I	160 h	4074.97	I	150	5112.86	I
45	7645.09	II	120 h	3056.31	I	160	4078.57	I	320	5116.69	I
12	7645.82	I	130	3065.11	II	6100	4082.40	I	390	5210.52	I
40 w	7835.08	II	990	3251.32	II	200	4086.67	I	280	5219.67	I
16	7895.96	I	1500	3255.69	I	400	4087.16	I	350	5239.82	II
90	7928.14	II	4400	3269.91	I	440 h	4133.00	I	280	5258.33	I
40	8048.70	II	5500	3273.63	I	530 h	4140.30	I	210	5285.76	I
16	8065.16	I	110 d	3343.28	II	720	4152.36	I	120	5341.05	I
45	8068.46	II	270	3352.05	II	1100 h	4165.19	I	350	5349.30	I
40 w	8305.79	II	9900	3353.73	II	110 h	4218.26	I	120	5349.71	I
19	8383.71	I	2000	3359.68	II	110 h	4219.73	I	210	5355.75	I
45 w	8485.99	II	1700	3361.27	II	180	4231.93	I	530	5356.10	I
45 w	8708.43	II	1700	3361.94	II	200	4233.61	I	270	5375.35	I
95	8913.66	II	4000	3368.95	II	400	4238.05	I	370	5392.08	I
<i>Scandium Sc Z = 21</i>			6600	3372.15	II	15000	4246.83	II	270	5446.20	I
350	180.14	V	130	3418.51	I	290	4294.77	II	120	5451.34	I
500	243.87	V	200	3429.21	I	350	4305.71	II	750	5481.99	I
500	252.85	V	200	3429.48	I	4200	4314.09	II	530	5484.62	I
500	253.73	V	270	3431.36	I	3300	4320.74	II	570	5514.22	I
900	283.91	V	530	3435.56	I	2400	4325.01	II	660	5520.50	I
800	284.45	V	270	3457.45	I	180	4354.61	II	660	5526.82	II
600	288.29	V	180	3462.19	I	110	4358.64	I	70	5564.86	I
900	289.59	V	130 d	3469.65	I	2000	4374.46	II	110	5591.33	I
15	289.85	IV	110	3471.13	I	130	4384.81	II	80	5640.98	II
1000 d	291.93	V	200	3498.91	I	1100	4400.37	II	250	5657.88	II
800	293.25	V	2700	3535.73	II	880	4415.56	II	1500	5671.81	I
15	296.31	IV	6600	3558.55	II	120 h	4557.24	I	1200	5686.84	I
15	299.04	IV	6100	3567.70	II	160 h	4573.99	I	1100	5700.21	I
700	300.00	V	13000	3572.53	II	350	4670.40	II	10	5706.82	IV
1000	573.36	V	9900	3576.35	II	120	4706.97	I	190	5708.61	I
600	587.94	V	7700	3580.94	II	120	4709.34	I	880	5711.75	I
10	785.12	IV	4000	3589.64	II	200	4728.77	I	230	5717.28	I
25	1168.61	III	4000	3590.48	II	490	4729.23	I	180	5724.08	I
15	1550.80	IV	28000	3613.84	II	590	4734.10	I	14	5771.63	IV
180	1603.06	III	110	3617.43	I	690	4737.65	I	620	6210.68	I
150	1610.19	III	20000	3630.75	II	790	4741.02	I	320	6239.78	I
160	2010.42	III	13000	3642.79	II	1200	4743.81	I	120	6245.63	II
12	2118.97	IV	6600	3645.31	II	200	4753.16	I	110	6249.96	I
11	2185.43	IV	110	3646.90	I	220	4779.35	I	80	6256.01	III
11	2205.46	IV	5300	3651.80	II	170	4839.44	I	250	6258.96	I
14	2222.22	IV	110	3664.25	II	90	4909.76	I	750	6305.67	I
11	2271.33	IV	290	3666.54	II	90	4922.84	I	60	6378.82	I
110	2438.62	I	75 h	3717.10	I	90	4934.25	I	90	6413.35	I
560	2545.22	II	270	3833.07	II	170	4954.06	I	60	6604.60	II
2900	2552.37	II	610	3843.03	II	120	4973.66	I	65	6737.87	I
560	2555.82	II	20000	3907.49	I	150	4980.37	I	50	6819.52	I
2300	2560.25	II	23000	3911.81	I	140	4991.92	I	50	6835.03	I
1100	2563.21	II	4400	3933.38	I	530	5031.02	II	90	7449.16	III
11	2586.93	IV	5500	3996.61	I	250	5064.32	I	55 h	7741.17	I
120	2692.78	I	530	4014.49	II	530	5070.23	I	30	7800.44	I
350	2699.07	III	20000	4020.40	I	250	5075.81	I	19 h	8761.40	I
360	2706.77	I	20000	4023.69	I	2100	5081.56	I	50	8829.78	III
210	2707.95	I	220	4030.67	I	1200	5083.72	I	30 h	8834.35	I
580	2711.35	I	140	4031.39	I	1100	5085.55	I	400	22051.86	I
230	2734.05	III	220	4043.80	I	750	5086.95	I	150	22065.05	I
340	2965.86	I	200	4046.48	I	390	5087.14	I			

Intensity	Wavelength/Å		Intensity	Wavelength/Å		Intensity	Wavelength/Å		Intensity	Wavelength/Å	
<i>Selenium Se Z = 34</i>			285	2057.5	III	150	8440.47	I	100	1190.42	II
360	613.0	V	500	2074.8	I	150	8450.38	I	200	1193.28	II
360	652.7	IV	285	2136.6	IV	150	8742.33	I	250	1194.50	II
450	670.1	IV	500	2164.2	I	300	8918.86	I	100	1197.39	II
360	724.3	III	600	2413.5	I	200	9001.97	I	30	1206.51	III
450	746.4	IV	300	2548.0	I	200	9038.61	I	30	1206.53	III
450	759.1	V	360	2665.5	IV	100	9432.50	I	9	1207.52	III
360	808.7	V	285	2724.3	IV	200	10217.25	I	10	1210.46	III
360	830.3	V	285	2767.2	III	377	10307.45	I	50	1226.81	II
360	832.7	II	220	2773.8	III	900	10327.26	I	100	1227.60	II
450	839.5	V	160	2951.6	IV	640	10386.36	I	150	1228.75	II
360	843.0	III	450	3387.2	III	275	11946.87	I	200	1229.39	II
360	845.8	V	450	3413.9	III	170	11952.64	I	100	1246.74	II
360	912.9	II	450	3457.8	III	205	11972.93	I	150	1248.43	II
360	959.6	IV	450	3637.6	III	315	14817.93	I	100	1250.09	II
360	974.8	III	450	3738.7	III	410	14917.47	I	150	1250.43	II
450	996.7	IV	450	3800.9	III	500	15151.44	I	200	1251.16	II
360	1013.4	II	450	4169.1	III	320	15471.00	I	40	1256.49	I
360	1014.0	II	360	4175.3	II	265	15520.97	I	50	1258.80	I
450	1033.6	II	450	4180.9	II	395	15618.40	I	1000	1260.42	II
450	1049.6	II	285	4382.9	II	360	16659.44	I	2000	1264.73	II
360	1057.4	II	285	4446.0	II	505	16813.78	I	200	1265.02	II
360	1094.7	V	220	4449.2	II	205	16866.54	I	17	1294.54	III
360	1099.1	III	285	4467.6	II	235	21374.24	I	14	1296.73	III
450	1119.2	III	500	4730.8	I	680	21442.56	I	15	1298.89	III
360	1141.9	II	400	4739.0	I	415	21473.48	I	18	1298.96	III
450	1192.3	II	300	4742.2	I	270	21716.36	I	14	1301.15	III
450	1227.6	V	285	4840.6	II	240	21730.60	I	16	1303.32	III
285	1291.0	II	360	4845.0	II	150	23388.85	I	100	1304.37	II
285	1308.9	II	450	5227.5	II	265	24148.18	I	50 h	1305.59	II
285	1314.4	IV	360	5305.4	II	375	24385.99	I	200	1309.27	II
120	1435.3	I	100	5365.5	I	255	25017.51	I	13	1312.59	III
120	1435.8	I	120	5369.9	I	510	25127.43	I	100	1346.87	II
150	1449.2	I	110	5374.1	I	<i>Silicon Si Z = 14</i>			100	1348.54	II
150	1500.9	I	285	5522.4	II	10	85.18	V	150	1350.06	II
250	1530.4	I	285	5566.9	II	15	96.44	V	100	1352.64	II
150	1531.3	I	285	5866.3	II	10	97.14	V	100	1353.72	II
200	1531.8	I	450	6056.0	II	20	117.86	V	15	1393.76	IV
150	1575.3	I	285	6303.8	III	20	118.97	V	12	1402.77	IV
150	1577.6	I	200	6325.6	I	20	118.97	V	13	1417.24	III
150	1577.9	I	360	6444.2	II	4	457.82	IV	90 h	1485.02	II
150	1579.5	I	285	6490.5	II	8	566.61	III	100 h	1485.51	II
200	1580.0	I	285	6535.0	II	8	653.33	III	12	1500.24	III
150	1587.5	I	150	6831.3	I	7	815.05	IV	10	1501.19	III
150	1593.2	I	120	6990.690	I	8	818.13	IV	9	1501.87	III
250	1606.5	I	100	6991.792	I	9	823.41	III	100 h	1509.10	II
200	1617.4	I	200	7010.809	I	40 h	845.77	II	50 h	1512.07	II
150	1621.2	I	150	7013.875	I	100	889.72	II	60 p	1516.91	II
150	1643.4	I	300	7062.065	I	200	892.00	II	500	1526.72	II
250	1671.2	I	200	7575.1	I	9	967.95	III	1000	1533.45	II
250	1675.3	I	250	7583.4	I	100	989.87	II	150	1594.55	I
250	1690.7	I	150	7592.2	I	200	992.68	II	100	1622.87	I
250	1793.3	I	300	8001.0	I	10	993.52	III	300	1629.43	I
300	1795.3	I	200	8036.4	I	13	994.79	III	200	1629.92	I
300	1855.2	I	150	8093.2	I	16	997.39	III	100	1667.62	I
250	1858.8	I	150	8094.7	I	50	1023.69	II	100	1668.52	I
400	1898.6	I	180	8149.3	I	8	1066.63	IV	100	1672.59	I
350	1913.8	I	150	8152.0	I	14	1108.37	III	200	1675.20	I
300	1919.2	I	200	8157.7	I	16	1109.97	III	200	1696.20	I
500	1960.9	I	180	8163.1	I	18	1113.23	III	200	1697.94	I
500	2039.8	I	150	8182.9	I	8	1122.49	IV	100 h	1770.92	I
						10	1128.34	IV			

Intensity	Wavelength/Å		Intensity	Wavelength/Å		Intensity	Wavelength/Å		Intensity	Wavelength/Å	
100 h	1776.83	I	300	2904.28	II	16	4716.65	III	90	6131.850	I
100 h	1799.12	I	500	2905.69	II	50	4782.991	I	100	6142.487	I
150	1808.00	II	55	2970.355	I	35	4792.212	I	100	6145.015	I
500 h	1814.07	I	150	2987.645	I	80	4792.324	I	160	6155.134	I
200	1816.92	II	50	3006.739	I	15	4813.33	III	160	6237.320	I
200	1836.51	I	75	3020.004	I	16	4819.72	III	40	6238.287	I
200	1841.44	I	100 h	3030.00	II	18	4828.97	III	125	6243.813	I
9	1842.55	III	9	3040.93	III	30	4947.607	I	125	6244.468	I
200	1843.77	I	100 h	3043.69	II	40	5006.061	I	180	6254.188	I
300	1845.51	I	50 h	3048.30	II	1000	5041.03	II	45	6331.954	I
400	1847.47	I	150 h	3053.18	II	1000	5055.98	II	1000	6347.10	II
200	1848.14	I	25	3086.24	III	10 h	5091.42	III	1000	6371.36	II
500	1850.67	I	20	3093.42	III	100	5181.90	II	45	6526.609	I
200	1852.46	I	16	3096.83	III	100 h	5185.25	II	45	6527.199	I
500 h	1874.84	I	9	3165.71	IV	200 h	5192.86	II	45	6555.462	I
200	1881.85	I	16	3185.13	III	500 h	5202.41	II	50 h	6660.52	II
200	1887.70	I	13	3186.02	III	100 h	5405.34	II	100	6671.88	II
200 h	1893.25	I	150	3188.97	II	100 h	5438.62	II	7	6701.21	IV
1000 h	1901.33	I	150	3193.09	II	100 h	5456.45	II	50 h	6717.04	II
100 h	1902.46	II	100	3195.41	II	500 h	5466.43	II	100	6721.853	I
50 h	1910.62	II	14	3196.50	III	500 h	5466.87	II	50	6829.82	II
50	1941.67	II	200	3199.51	II	100 h	5469.21	II	30	6848.568	I
100	1949.56	II	100 h	3203.87	II	200 h	5496.45	II	80	6976.523	I
100	1954.97	I	200 h	3210.03	II	35	5517.535	I	180	7003.567	I
50	2058.65	II	15	3210.55	III	100 h	5540.74	II	180	7005.883	I
50	2059.01	II	75	3214.66	II	150 h	5576.66	II	90	7017.646	I
200	2072.02	II	12	3230.50	III	30	5622.221	I	250	7034.903	I
200	2072.70	II	14	3233.95	III	100 h	5632.97	II	6 h	7047.94	IV
100	2124.12	I	15	3241.62	III	200 h	5639.48	II	200	7165.545	I
50 h	2136.56	II	12	3258.66	III	90	5645.611	I	100	7226.206	I
110	2207.98	I	10	3276.26	III	150 h	5660.66	II	100	7235.326	I
115	2210.89	I	300	3333.14	II	80	5665.554	I	180	7250.625	I
110	2211.74	I	500	3339.82	II	1000 h	5669.56	II	160	7275.294	I
120	2216.67	I	15	3486.91	III	120	5684.484	I	400	7289.173	I
120	2218.06	I	9	3525.94	III	300 h	5688.81	II	375	7405.774	I
10	2296.87	III	20	3590.47	III	100	5690.425	I	200	7409.082	I
10	2308.19	III	8	3762.44	IV	90	5701.105	I	275	7415.946	I
100 h	2356.30	II	20 c	3791.41	III	200 h	5701.37	II	425	7423.497	I
30 h	2357.18	II	25	3796.11	III	100 h	5706.37	II	9 h	7466.32	III
50 h	2357.97	II	30	3806.54	III	160	5708.397	I	12 h	7612.36	III
300	2435.15	I	100 h	3853.66	II	20	5739.73	III	100	7680.267	I
11	2449.48	III	500 h	3856.02	II	45	5747.667	I	6 h	7723.82	IV
425	2506.90	I	200 h	3862.60	II	45	5753.625	I	30	7800.008	I
375	2514.32	I	300	3905.523	I	45	5754.220	I	400	7848.80	II
500	2516.113	I	20	3924.47	III	45	5762.977	I	500	7849.72	II
7	2517.51	IV	10	4088.85	IV	70	5772.145	I	30	7849.967	I
350	2519.202	I	70	4102.936	I	70	5780.384	I	90	7918.386	I
425	2524.108	I	9	4116.10	IV	90	5793.071	I	120	7932.349	I
450	2528.509	I	300 h	4128.07	II	100	5797.859	I	140	7944.001	I
110	2532.381	I	500 h	4130.89	II	150 h	5800.47	II	35	7970.306	I
25	2541.82	III	100 h	4190.72	II	200	5806.74	II	35	8035.619	I
10	2546.09	III	50	4198.13	II	50	5846.13	II	70	8093.241	I
14	2559.21	III	9	4338.50	III	300 h	5868.40	II	9 h	8102.86	III
30	2563.679	I	30	4552.62	III	40	5873.764	I	11 h	8103.45	III
85	2568.641	I	25	4567.82	III	10 h	5898.79	III	35	8230.642	I
45	2577.151	I	20	4574.76	III	150	5915.22	II	9 h	8262.57	III
190	2631.282	I	100	4621.42	II	200	5948.545	I	40	8443.982	I
11	2640.79	III	150	4621.72	II	500	5957.56	II	40	8501.547	I
14	2655.51	III	9 h	4631.24	IV	500	5978.93	II	60	8502.221	I
9	2817.11	III	10 h	4654.32	IV	90	6125.021	I	40	8536.165	I
1000	2881.579	I	9	4683.02	III	85	6131.574	I	120	8556.780	I

Intensity	Wavelength/Å		Intensity	Wavelength/Å		Intensity	Wavelength/Å		Intensity	Wavelength/Å			
50	8648.462	I	95	1432.60	II	28000 r	3382.89	I	12	162.448	IV		
40	8728.011	I	100	1464.72	II	30	3469.16	I	10	163.190	IV		
75	8742.451	I	50	1466.23	II	70	3475.82	II	12	168.411	IV		
100	8752.009	I	50 r	1507.37	I	80	3495.28	II	10	168.546	IV		
35	8790.389	I	100 r	1515.63	I	50	3542.61	I	5	183.95	III		
100	9412.72	II	50 r	1548.58	I	50 h	3624.68	I	10	190.445	IV		
100	9413.506	I	100	1555.16	II	75	3682.46	II	10	199.772	IV		
30	10371.269	I	100	1644.50	II	30	3682.50	I	8	202.49	III		
120	10585.141	I	60	1651.52	I	80	3683.34	II	8	202.76	III		
120	10603.431	I	50	1652.10	I	50 h	3709.20	I	8 p	203.06	III		
120	10660.975	I	700	1656.18	III	200	3810.94	I	8	203.28	III		
30	10694.251	I	120	1682.82	II	50	3811.78	I	8	203.33	III		
30	10727.408	I	500	1693.51	III	100 h	3840.74	I	15	229.87	III		
60	10749.384	I	10	1708.11	I	50 h	3907.41	I	50 c	250.52	III		
30	10784.550	I	50	1709.27	I	50	3909.31	II	30	251.37	III		
80	10786.856	I	125	1736.44	II	50 h	3914.40	I	25	266.90	III		
140	10827.091	I	750	1751.03	III	70	3920.10	II	70	267.65	III		
60	10843.854	I	10 h	1766.14	I	60	3949.43	II	50	267.87	III		
130	10869.541	I	75	1790.37	II	100 h	3981.58	I	50	268.63	III		
30	10882.802	I	600	1917.08	III	70	3985.19	II	20 p	272.08	III		
30	10885.336	I	700	1957.62	III	100 h	4055.48	I	20	272.45	III		
80	10979.308	I	100	1967.38	II	80	4085.91	II	10	319.644	IV		
30	10982.061	I	600	1975.92	III	100	4185.48	II	300	372.08	II		
80	11017.965	I	500	1977.03	III	90 h	4210.96	I	350	376.38	II		
370	11984.19	I	600	2000.24	III	100	4212.82	I	100	378.14	III		
220	11991.57	I	150	2015.96	II	50	4311.07	I	70	380.10	III		
440	12031.51	I	150	2033.98	II	50 h	4476.04	I	12	408.684	IV		
190	15888.39	I	200	2061.17	I	30 h	4615.69	I	10	409.614	IV		
95	16060.03	I	100	2069.85	I	80	4620.04	II	15	410.372	IV		
110	19722.50	I	80 r	2113.82	II	50	4620.46	II	10	411.334	IV		
<i>Silver Ag Z = 47</i>			60	2145.60	II	60 h	4668.48	I	13	412.242	IV		
25	730.83	II	600	2161.89	III	30 h	4677.60	I	11	1582.18	IV		
30	752.80	II	50	2186.76	II	100	4788.40	II	11 d	1583.98	IV		
400	799.41	III	60	2229.53	II	30 h	4847.82	I	12	1584.14	IV		
15	1005.32	II	100 r	2246.43	II	100	4874.10	I	12 d	1587.05	IV		
10	1065.49	II	500	2246.51	III	80	5027.35	II	11	1615.92	IV		
12	1072.23	II	75 r	2248.74	II	1000	5209.08	I	12	1618.57	IV		
250	1074.22	II	75	2280.03	II	1000	5465.50	I	11	1655.47	IV		
150	1107.03	II	30 h	2309.56	I	100	5471.55	I	15 c	1701.97	IV		
150	1112.46	II	700	2310.04	III	100	5667.34	I	20 d	1887.47	III		
60	1195.83	II	70 r	2317.05	II	10 h	6268.50	I	12	1960.76	IV		
50	1223.33	II	80 r	2320.29	II	320	7687.78	I	11	1965.08	IV		
50	1240.80	II	70 r	2324.68	II	25	8005.4	II	12 d	2106.33	IV		
50	1246.87	II	80 r	2331.40	II	500	8273.52	I	30	2230.33	III		
55	1256.81	II	70	2357.92	II	25	8403.8	II	16	2232.19	III		
55	1257.55	II	50 h	2375.02	I	30 h	8645.70	I	20 h	2246.70	III		
50	1266.63	II	75	2411.41	II	10 h	8704.85	I	300	2315.65	II		
70	1273.67	II	90 r	2413.23	II	12	8747.6	II	18	2386.99	III		
65	1297.51	II	100 r	2437.81	II	15	9000.9	II	17	2394.03	III		
85	1311.20	II	80	2447.93	II	10	12551.0	I	300	2420.99	II		
55	1313.81	II	80	2473.84	II	60	16819.5	I	300	2424.73	II		
50	1314.61	II	60	2506.63	II	20	17416.7	I	25	2459.31	III		
60	1323.84	II	50 h	2575.63	I	15	18307.9	I	18	2468.85	III		
60	1342.09	II	60	2660.49	II	15	18382.3	I	20	2474.73	III		
50	1342.57	II	60	2721.77	I						1000	2493.15	II
70	1346.62	II	75	2767.54	II	<i>Sodium Na Z = 11</i>					25	2497.03	III
50	1353.54	II	100 h	2824.39	I	7	142.232	IV	17	2510.26	III		
150	1364.50	II	30 h	3130.02	I	8	146.064	IV	20	2543.84	I		
100	1396.00	II	90	3180.70	II	9	150.298	IV	10	2543.87	I		
100	1410.93	II	100	3267.35	II	8	150.687	IV	70	2593.87	I		
90	1419.72	II	55000 r	3280.68	I	8	155.510	IV	35	2593.92	I		
						8	156.537	IV					

Intensity	Wavelength/Å		Intensity	Wavelength/Å		Intensity	Wavelength/Å		Intensity	Wavelength/Å	
850	2611.81	II	20	4747.941	I	1875	491.79	III	40	5257.71	III
850	2661.00	II	30	4751.822	I	1250	507.04	III	40	5443.48	III
1000	2671.83	II	200	4978.541	I	3750	514.38	III	1500	5450.84	I
200	2680.34	I	400	4982.813	I	10	517.28	V	7000	5480.84	I
100	2680.43	I	40	5148.838	I	2500	562.75	III	3500	5504.17	I
1000	2841.72	II	80	5153.402	I	25	578.01	V	2600	5521.83	I
400	2852.81	I	280	5682.633	I	30	624.93	V	2000	5534.81	I
200	2853.01	I	70	5688.193	I	25	642.23	V	2000	5540.05	I
2	2893.62	I	560	5688.205	I	50	649.21	V	1000	6380.75	I
1100	2904.92	II	80000	5889.950	I	25	660.94	V	900 h	6386.50	I
1100	2917.52	II	40000	5895.924	I	200	664.43	IV	600 h	6388.24	I
1100	2919.05	II	120	6154.225	I	35	686.23	V	9000	6408.47	I
1200	2919.85	II	240	6160.747	I	100	710.35	IV	5500	6504.00	I
1300	2920.95	II	130	6530.70	II	12	747.82	V	1000	6546.79	I
1000	2923.49	II	130	6544.04	II	50	1025.23	III	1700	6550.26	I
1200	2951.24	II	130	6545.75	II	35	1125.49	III	3000	6617.26	I
1100	2952.40	II	20	7373.23	I	50	1236.23	III	1800	6791.05	I
1000	2977.13	II	10	7373.49	I	1400	2152.84	II	4800	6878.38	I
1100	2979.66	II	50	7809.78	I	1400	2165.96	II	1200	6892.59	I
1100	2980.63	II	25	7810.24	I	100	2273.71	III	5500	7070.10	I
1300	2984.19	II	4400	8183.256	I	100	2340.13	III	2500	7309.41	I
1700	3124.42	II	800	8194.790	I	50	2346.97	IV	500	7621.50	I
2500	3135.48	II	8800	8194.824	I	160	2428.10	I	400 h	7673.06	I
1700	3137.86	II	100	8649.92	I	100	2486.52	III	200 h	8422.80	I
2000	3149.28	II	60	8650.89	I	40	2555.60	IV	120	8505.69	II
2000	3163.74	II	25	8942.96	I	40	2571.04	IV	200	8688.91	II
1000	3179.06	II	40	9153.88	I	100	3002.61	III	100	9294.10	I
1700	3189.79	II	60	9465.94	I	200	3012.32	III	400 h	9448.95	I
1600	3212.19	II	80	9961.28	I	10	3019.29	IV	600	9596.00	I
1500	3257.96	II	20	10566.00	I	100	3021.73	III	300	9624.70	I
1700	3285.60	II	60	10572.28	I	50	3061.43	III	100	9638.10	I
1700	3301.35	II	200	10746.44	I	50	3182.61	III	100 h	9647.70	II
1200	3302.37	I	80	10749.29	I	100	3235.39	III	300	10036.66	II
600	3302.98	I	120	10834.87	I	400	3351.25	I	1000	10327.31	II
1500	3304.96	II	35	11190.19	I	650	3380.71	II	200	10914.88	II
1000	3318.04	II	50	11197.21	I	50	3430.76	III	700	11241.25	I
50	3426.86	I	400	11381.45	I	950	3464.46	II	100	12014.76	II
1500	3533.05	II	1000	11403.78	I	600	3969.26	I	60	12445.90	II
1200	3631.27	II	400	12679.17	I	1300	4030.38	I	40	12495.00	I
6	4238.99	I	60	14767.48	I	46000	4077.71	II	75	12974.70	II
10	4242.08	I	100	14779.73	I	32000	4215.52	II	100	13123.80	II
1	4249.41	I	60	16373.85	I	9	4298.57	IV	50	17447.40	I
2	4252.52	I	100	16388.85	I	340	4305.45	II	230	20261.40	I
15	4273.64	I	400	18465.25	I	65000	4607.33	I	120	20700.70	I
20	4276.79	I	50	22056.44	I	9	4685.08	IV	30	26023.60	I
2	4287.84	I	25	22083.67	I	3200	4722.28	I			
3	4291.01	I	60	23348.41	I	2200	4741.92	I	<i>Sulfur S Z = 16</i>		
30	4321.40	I	100	23379.13	I	1400	4784.32	I	5	437.4	V
40	4324.62	I				4800	4811.88	I	5	438.2	V
3	4341.49	I	<i>Strontium Sr Z = 38</i>			3600	4832.08	I	5	439.6	V
5	4344.74	I	15	298.12	IV	3000	4872.49	I	20	519.3	IV
40	4390.03	I	15	300.12	IV	2000	4876.32	I	20	520.1	IV
60	4393.34	I	125	330.67	III	1000	4891.98	I	40	520.8	IV
5	4419.88	I	500	351.62	III	8000	4962.26	I	20	522.0	IV
8	4423.25	I	75	358.80	III	1300	4967.94	I	20	522.5	IV
60	4494.18	I	250	363.49	III	800 h	5156.07	I	20	551.2	IV
100	4497.66	I	150	371.21	III	1400	5222.20	I	40	652.5	IV
10	4541.63	I	20	378.53	IV	2000	5225.11	I	40	653.0	IV
15	4545.19	I	75	392.44	IV	2000	5229.27	I	70	653.6	IV
120	4664.811	I	50	393.00	IV	2800	5238.55	I	40	654.0	IV
200	4668.560	I	50	396.22	IV	4800	5256.90	I	70	655.6	IV
			1000	437.24	III				20	655.9	IV

Intensity	Wavelength/Å		Intensity	Wavelength/Å		Intensity	Wavelength/Å		Intensity	Wavelength/Å	
110	657.3	IV	355	1316.542	I	285	3902.0	I	160	9035.9	I
40	658.3	V	290	1316.618	I	160	3928.6	III	450	9212.9	I
70	659.8	V	375	1323.515	I	360	3933.3	II	450	9228.1	I
40	660.9	IV	355	1326.643	I	450	4120.8	I	450	9237.5	I
160	661.4	IV	775	1381.552	I	280	4142.3	II	285	9413.5	I
110	663.2	V	710	1385.510	I	360	4145.1	II	285	9421.9	I
40	663.7	IV	960	1388.435	I	450	4153.1	II	285	9437.1	I
40	664.8	IV	640	1389.154	I	450	4162.7	II	650	9649.9	I
70	666.1	IV	775	1392.588	I	360	4253.6	III	450	9672.3	I
20	678.1	V	1000	1396.112	I	450	4694.1	I	450	9680.8	I
40	680.3	V	300	1409.337	I	285	4695.4	I	450	9693.7	I
110	680.9	V	510	1425.030	I	160	4696.2	I	285	9697.3	I
40	681.6	V	425	1433.280	I	280	4716.2	II	285	9739.7	I
20	693.5	V	300	1436.968	I	450	4815.5	II	285	9932.3	I
70	729.5	III	300	1448.229	I	360	4924.1	II	285	9949.8	I
110	732.42	III	425	1472.972	I	450	4925.3	II	285	9958.9	I
70	735.2	III	550	1473.995	I	285	4993.5	I	285	10455.5	I
70	738.5	III	300	1474.380	I	360	5428.6	II	285	10459.5	I
110	744.9	IV	355	1481.665	I	650	5432.8	II			
110	748.4	IV	485	1483.039	I	1000	5453.8	II	<i>Tantalum Ta Z = 73</i>		
110	750.2	IV	300	1483.233	I	1000	5473.6	II	60	493.07	V
110	753.8	IV	330	1485.622	I	1000	5509.7	II	1000	890.87	V
285	786.5	V	390	1487.150	I	280	5564.9	II	500	947.30	V
70	789.0	III	20	1624.0	IV	1000	5606.1	II	67	999.34	IV
70	796.7	III	20	1629.2	IV	450	5640.0	II	79	1116.10	IV
70	800.5	IV	680	1666.688	I	450	5640.3	II	78	1136.17	IV
70	804.0	IV	640	1687.530	I	280	5647.0	II	85	1175.51	IV
70	809.7	IV	710	1807.311	I	650	5659.9	II	80	1189.28	IV
110	816.0	IV	680	1820.343	I	450	5664.7	II	80	1192.67	IV
70	824.9	III	640	1826.245	I	160	5706.1	I	85	1213.09	IV
70	836.3	III	710	1900.286	I	450	5819.2	II	500	1213.42	V
160	849.2	V	550	1914.698	I	450	6052.7	I	85	1215.53	IV
110	852.2	V	20	2387.0	IV	280	6286.4	II	90	1223.73	IV
220	854.8	V	40	2398.9	IV	450	6287.1	II	88	1238.12	IV
110	857.9	V	110	2460.5	III	450	6305.5	II	95	1240.06	IV
110	860.5	V	110	2489.6	III	450	6312.7	II	87	1258.34	IV
40	906.9	II	160	2496.2	III	280	6384.9	II	94	1264.91	IV
40	910.5	II	160	2499.1	III	280	6397.3	II	98	1272.42	IV
40	912.7	II	220	2508.2	III	280	6398.0	II	94	1275.48	IV
40	937.4	II	70	2636.9	III	360	6413.7	II	86	1275.94	IV
40	937.7	II	220	2665.4	III	160	6743.6	I	92	1308.51	IV
160	1062.7	IV	110	2691.8	III	285	6748.8	I	87	1315.58	IV
160	1073.0	IV	110	2702.8	III	450	6757.2	I	92	1332.38	IV
70	1073.5	IV	220	2718.9	III	450	7579.0	I	86	1343.30	IV
285	1077.1	III	110	2721.4	III	450	7629.8	I	92	1365.88	IV
40	1102.3	II	220	2726.8	III	285	7686.1	I	5000	1392.56	V
70	1194.0	III	220	2731.1	III	450	7696.7	I	91	1398.78	IV
70	1201.0	III	110	2741.0	III	1000	7924.0	I	93	1413.40	IV
40	1234.1	II	285	2756.9	III	160	7928.8	I	91	1454.32	IV
40	1250.5	II	110	2775.2	III	285	7930.3	I	92	1464.41	IV
110	1253.8	II	160	2785.5	III	450	7931.7	I	93	1469.82	IV
110	1259.5	II	110	2863.5	III	450	7967.4	I	90	1495.25	IV
275	1270.782	I	160	2904.3	III	450	7967.4	II	95	1514.19	IV
250	1277.216	I	160	2986.0	III	450	8314.7	I	85	1607.70	IV
280	1295.653	I	110	3097.5	IV	450	8314.7	II	7000	1709.10	V
275	1302.337	I	110	3497.3	III	450	8585.6	I	85	1712.16	IV
235	1302.863	I	160	3632.0	III	285	8680.5	I	85	1716.13	IV
235	1303.110	I	110	3709.4	III	450	8694.7	I	85	2055.75	IV
245	1303.430	I	160	3717.8	III	360	8874.5	I	1100	2140.13	II
260	1305.883	I	160	3838.3	III	110	8882.5	I	1500	2146.87	II
265	1310.194	I	285	3867.6	I	220	8884.2	I	1200	2182.71	II
									1100	2193.88	II

Intensity	Wavelength/Å		Intensity	Wavelength/Å		Intensity	Wavelength/Å		Intensity	Wavelength/Å	
1500	2196.03	II	770	2775.88	I	200	5037.37	I	75	7006.96	I
90	2199.58	IV	680	2796.34	I	100	5067.87	I	150	7148.63	I
1500	2199.67	II	680	2797.76	II	110	5115.84	I	110	7172.90	I
90	2207.64	IV	510	2806.58	I	100	5141.62	I	140	7301.74	I
1400 d	2210.03	II	640	2844.25	I	100	5143.69	I	160	7346.41	I
1400	2239.48	II	560	2848.52	I	330	5156.56	I	140 c	7352.86	I
1200	2250.76	II	1500	2850.49	I	110	5212.74	I	100	7356.96	I
840	2261.42	II	1900	2850.98	I	110 d	5218.45	I	90 cw	7369.09	I
990	2262.30	II	360	2861.98	I	140	5341.05	I	160	7407.89	I
990	2272.59	II	470	2871.42	I	200	5402.51	I	100	7882.37	I
790	2285.25	II	380	2880.02	I	130	5419.19	I	75	8026.50	I
600	2286.59	II	770	2891.84	I	90	5518.91	I	75	8281.62	I
990	2289.16	II	560	2902.05	I	150	5645.91	I			
440	2302.24	II	310	2915.49	I	130	5664.90	I	<i>Technetium Tc Z = 43</i>		
440	2302.93	II	410	2925.19	I	130	5776.77	I	10000 c	3636.07	I
440	2312.60	II	310	2932.70	I	90	5780.71	I	20000 c	4031.63	I
420	2315.46	II	1700	2933.55	I	130	5811.10	I	15000	4095.67	I
690	2331.98	II	470	2940.06	I	240	5877.36	I	20000	4262.27	I
550	2332.19	II	1200	2940.22	I	130	5882.30	I	30000	4297.06	I
250	2357.30	I	510	2951.92	I	90	5901.91	I	20000	4853.59	I
260	2361.09	I	340	2953.56	I	90	5918.95	I	<i>Tellurium Te Z = 52</i>		
600	2364.24	II	1500	2963.32	I	130	5939.76	I	8	802.28	II
320	2371.58	I	770	2965.13	II	240	5944.02	I	8	1059.51	II
1400	2387.06	II	770	2965.54	I	190 c	5997.23	I	8	1077.66	II
2400	2400.63	II	340	2969.47	I	100	6020.72	I	10	1161.42	II
320	2416.89	II	430	2975.56	I	250	6045.39	I	10	1174.34	II
360	2427.64	I	1800	3012.54	II	100	6047.25	I	12	1175.79	II
360	2429.71	II	290 d	3027.48	I	100	6101.58	I	9	1208.54	II
480	2432.70	II	530	3049.56	I	65	6144.56	I	9	1220.98	II
380	2470.90	II	530	3069.24	I	130	6154.50	I	9	1253.62	II
600	2474.62	I	360	3077.24	I	150	6256.68	I	9	1270.52	II
500	2484.95	I	560	3103.25	I	150	6268.70	I	10	1324.92	II
600	2488.70	II	380	3124.97	I	150	6309.58	I	9	1363.24	II
500	2490.46	I	380	3130.58	I	75	6325.08	I	8	1366.73	II
600	2504.45	I	270	3132.64	I	65	6341.17	I	10	1374.80	II
600	2507.45	I	320	3170.29	I	75	6356.16	I	10	1608.41	II
1200 d	2526.35	I	270	3173.59	I	65	6360.84	I	10	1613.15	II
600	2532.12	II	600	3180.95	I	90	6389.45	I	5	1655.4	I
1200	2559.43	I	300	3223.83	I	65	6428.60	I	5	1688.5	I
460	2562.10	I	1100	3311.16	I	250	6430.79	I	6	1700.0	I
600	2577.37	II	680	3318.84	I	200	6450.36	I	5	1708.0	I
600	2603.49	II	330 d	3330.99	II	380	6485.37	I	10	1822.4	I
1400	2608.63	I	640	3371.54	I	65	6505.52	I	26000	2002.02	I
1200	2635.58	II	360	3385.05	I	100	6514.39	I	6500	2081.16	I
860	2636.90	I	450	3406.94	I	100	6516.10	I	18000	2142.81	I
2400	2647.47	I	490	3480.52	I	100	6574.84	I	3200	2147.25	I
2600	2653.27	I	380	3497.85	I	110	6611.95	I	500	2259.02	I
1900	2656.61	I	490	3511.04	I	75	6621.30	I	1200	2383.26	I
1500	2661.34	I	750	3607.41	I	100	6673.73	I	1500	2385.78	I
770	2675.90	II	980	3626.62	I	180	6675.53	I	50	2438.69	II
1500	2685.17	II	500	3642.06	I	75 c	6740.73	I	120	2530.72	I
470	2694.52	II	210	3918.51	I	75	6771.74	I	100	2649.66	II
1000	2698.30	I	210	3970.10	I	160 c	6813.25	I	80	2661.10	II
1200	2710.13	I	210	3996.17	I	210	6866.23	I	110	2677.13	I
2600	2714.67	I	410	4061.40	I	180	6875.27	I	100	2858.29	II
470	2727.44	II	310	4067.91	I	150	6902.10	I	150	2895.41	II
1200	2748.78	I	300	4205.88	I	140	6927.38	I	70	2967.29	II
860	2749.83	I	360 c	4510.98	I	140	6928.54	I	70	3047.00	II
410	2752.49	II	340	4574.31	I	65	6951.26	I	100	3175.14	I
1000	2758.31	I	260	4619.51	I	180	6966.13	I	60	3256.80	II
430	2761.68	II	450	4681.88	I	110 d	6995.22	I	60	3329.22	II

Intensity	Wavelength/Å		Intensity	Wavelength/Å		Intensity	Wavelength/Å		Intensity	Wavelength/Å	
150	3406.79	II	689	9956.30	I	810 d	3472.79	II	390	4196.74	I
50	3442.25	II	325	9977.13	I	810	3500.84	II	650	4203.74	I
50	3521.11	II	5950	10051.41	I	5700	3509.17	II	600	4206.49	I
50	3552.19	II	4097	10091.01	I	1300	3523.66	II	480	4215.09	I
100	3611.78	II	381	10118.08	I	1100	3540.24	II	480	4232.82	I
50	3617.57	II	397	10300.56	I	810	3543.89	II	650	4266.34	I
50	4006.52	II	745	10493.57	I	3200	3561.74	II	760 cw	4278.52	II
70	4127.32	II	1880	10918.34	I	810	3567.35	II	450	4310.42	I
100	4169.77	II	10200	11089.56	I	4200	3568.52	II	2200	4318.83	I
80	4225.73	II	508	11163.74	I	1600	3568.98	II	600	4322.23	I
100	4261.11	II	6620	11487.23	I	1100	3579.20	II	600	4325.83	II
60	4273.43	II	1580	13247.75	I	710	3585.03	II	3000	4326.43	I
80	4285.85	II	1050	14513.51	I	810	3596.38	II	600	4332.12	I
150	4364.00	II	1480	15452.45	I	1600	3600.44	II	870	4336.43	I
75	4385.10	II	2430	15546.23	I	810	3625.54	II	600	4337.64	I
170	4478.63	II	3760	16403.90	I	2300	3650.40	II	1700	4338.41	I
80	4537.07	II	1960	17303.54	I	810	3654.88	II	700	4340.62	I
100	4557.78	II	2780	18291.59	I	2000	3658.88	II	870	4356.81	I
70	4630.62	II	1020	21043.73	I	3800	3676.35	II	330	4382.45	I
100	4641.12	II	464	21602.50	I	810	3682.26	II	300	4388.23	I
180	4654.37	II	74	22555.29	I	450	3693.58	I	260	4390.91	I
200	4686.91	II	38	26539.17	I	450	3700.12	I	350	4423.10	I
100	4696.38	II				4700	3702.86	II	240	4436.12	I
100	4706.53	II	<i>Terbium Tb Z = 65</i>			2400	3703.92	II	240	4448.04	I
100	4766.05	II	1000	1259.40	IV	1000 d	3711.76	II	430	4493.07	I
100	4784.87	II	1000	1327.67	IV	650	3745.04	I	75	4514.31	II
100	4827.14	II	1000	1373.86	IV	870	3747.17	II	110	4549.07	I
150	4831.28	II	5000	1595.39	IV	870	3747.34	II	110	4550.45	I
150	4842.90	II	2000	1633.19	IV	1100	3755.24	II	110	4556.46	I
130	4865.12	II	2000	2027.79	IV	650	3759.35	I	110	4563.69	II
200	4866.24	II	1000	2089.98	IV	1700	3765.14	I	210	4578.69	II
8	5083.0	I	1000	2332.54	IV	2100	3776.49	II	65	4584.84	II
50	5449.84	II	110	2584.61	II	600	3783.53	I	65	4591.56	II
50	5487.95	II	110	2608.57	II	410	3789.92	I	75 d	4626.32	II
150	5576.35	II	130	2628.69	II	760 d	3806.85	II	95	4626.94	II
150	5649.26	II	140	2669.29	II	1500	3830.26	I	65	4632.07	I
100	5666.20	II	190	2704.07	II	540	3833.42	I	65 h	4636.59	I
200	5708.12	II	270	2769.53	II	920 d	3842.50	II	85	4641.00	II
150	5755.85	II	320	2897.44	II	3700	3848.73	II	210	4641.98	II
100	5974.68	II	250	2956.21	II	3500 w	3874.17	II	260 cw	4645.31	II
50	6367.13	II	230	3010.59	II	480	3888.22	I	80	4647.23	I
10 h	6790.0	I	230	3016.18	II	490	3894.64	I	80	4662.79	I
20 h	6837.6	I	460	3053.55	II	2400	3899.20	II	80	4676.90	I
20 h	6854.7	I	460	3070.05	II	1600	3901.33	I	70 c	4681.87	I
15 h	7191.1	I	670	3078.86	II	480	3908.06	I	80	4688.63	II
20 h	7263.5	I	480	3082.36	II	650	3915.43	I	80	4693.11	II
12	7460.98	II	480	3089.58	II	760	3925.45	II	200	4702.41	II
15	7468.75	II	480	3102.96	II	810 d	3939.52	II	110	4707.94	II
15	7921.69	II	440	3139.64	II	2200 d	3976.84	II	80	4739.93	I
15	7943.14	II	480	3187.26	II	1800	3981.87	II	70	4747.80	I
10	7950.34	II	480	3199.56	II	970	4002.59	II	410 cw	4752.53	II
30 h	8061.4	I	1100	3218.93	II	1900	4005.47	II	180	4786.78	I
10	8122.44	II	1200	3219.98	II	760	4012.75	II	100	4813.77	I
20	8186.44	II	480	3252.32	II	870	4032.28	I	80	4875.57	II
15	8273.53	II	760	3280.31	II	2100	4033.03	II	80	4881.15	II
15	8672.95	II	760	3281.40	II	430	4054.12	I	95	4915.90	I
10	8733.81	II	1000	3285.04	II	410	4060.37	I	65	4931.79	I
205	8758.18	I	1500	3293.07	II	1300	4061.58	I	85	4993.82	II
81	9004.37	I	3800	3324.40	II	650	4105.37	I	110	5078.25	I
5660	9722.74	I	760	3349.42	II	1100	4144.41	II	75	5089.12	II
532	9868.92	I	760	3364.93	II	350	4158.53	I	85	5186.13	I
			810	3454.06	II						

Intensity	Wavelength/Å		Intensity	Wavelength/Å		Intensity	Wavelength/Å		Intensity	Wavelength/Å	
120	5228.12	I	20	1034.73	IV	15	4981.35	II	910	3256.274	II
75	5248.71	I	20	1036.61	IV	25	5078.54	II	180	3257.366	I
75 w	5262.11	II	10 r	1049.73	II	25	5152.14	II	910	3262.668	II
75	5281.05	I	8 r	1050.30	II	18000	5350.46	I	620	3287.789	II
65	5304.72	I	5 r	1074.97	II	15 d	5384.85	II	910	3291.739	II
110	5319.23	I	30	1079.68	IV	10	5410.97	II	620	3292.520	II
65 w	5337.90	I	10 r	1130.17	II	25	5949.48	II	240	3301.650	I
160	5354.88	I	15 r	1162.55	II	10	6179.98	II	480	3304.238	I
75	5369.72	I	10 r	1167.43	II	10	6378.32	II	510	3321.450	II
75	5375.98	I	10 r	1183.41	II	16 h	6549.84	I	840	3325.120	II
50	5424.10	II	12 r	1194.84	II	10	6966.5	II	250	3330.476	I
55	5459.81	I	5 r	1246.00	II	10	7815.80	I	620	3334.604	II
55	5509.61	I	10	1266.33	III	20	8373.6	I	620	3337.870	II
50	5514.54	I	15 r	1307.50	II	10	8474.27	I	310	3348.768	I
65	5524.12	I	8 r	1310.20	II	10	8664.1	II	980	3351.228	II
85 c	5747.58	I	25 r	1321.71	II	20	9130.	II	620	3358.602	II
75	5795.64	I	8 r	1330.40	II	20	9130.5	I	250	3374.974	I
75	5803.13	II	10 r	1373.52	II	40	9509.4	I	1300	3392.035	II
65	5815.36	I	10	1477.14	III	20	9930.4	I	200	3396.727	I
65	5851.07	I	8 r	1489.65	I	30	10011.9	I	250	3398.544	I
65	5870.62	I	10 r	1499.30	II	40	10488.80	I	200	3405.558	I
65 c	5920.78	I	10 r	1507.82	II	1000	11512.82	I	250	3413.012	I
75	5967.34	II	15 r	1561.58	II	150	12736.4	I	390	3421.210	I
35	6331.68	II	10 r	1568.57	II	700	13013.2	I	270	3423.989	I
35 cw	6518.68	I	7 r	1593.26	II	<i>Thorium Th Z = 90</i>					
35	6581.82	I	5 h	1616.	I	150	1707.37	IV	770	3435.976	II
90	6677.94	II	5	1685.40	I	200	1959.02	IV	1300	3469.920	II
40 cw	6702.61	I	10 r	1792.76	II	200	2002.34	IV	170	3471.218	I
130	6794.58	II	12 r	1814.85	II	200	2413.50	III	200	3486.552	I
55	6896.37	II	25 r	1908.64	II	200	2427.94	III	670	3539.587	II
45 h	6899.95	I	100 r	2007.56	I	200	2431.68	III	180	3544.018	I
40	6901.98	I	100 r	2210.71	I	200	2441.24	III	170	3549.595	I
65	7204.28	I	30	2298.04	II	200	2441.24	III	200	3555.013	I
40	7257.73	I	140	2315.98	I	500	2565.593	II	530	3559.451	II
45	7348.88	II	900 h	2379.69	I	480	2692.415	II	200	3576.557	I
45	7496.12	I	20	2530.86	II	520	2747.156	II	270	3592.780	I
27 h	7582.03	II	700	2580.14	I	410	2752.166	II	270	3598.120	I
45	7590.24	I	420	2709.23	I	800	2832.315	II	980	3609.445	II
65	7596.44	I	4400 d	2767.87	I	1200	2837.295	II	200	3612.427	I
30	7627.81	I	10	2849.80	II	100	2848.084	I	480	3615.133	II
30	7737.63	I	2800	2918.32	I	550	2870.406	II	270	3635.943	I
30	7855.79	II	20	3091.56	II	100	2936.086	I	210	3642.248	I
27	7927.90	II	15	3185.51	II	100	2943.729	I	170	3649.735	I
30	8025.42	II	15	3186.56	II	420	3049.092	II	220	3663.202	I
30	8085.06	II	15	3187.74	II	450	3067.729	II	280	3669.968	I
65	8194.82	II	1200	3229.75	I	670	3078.828	II	700	3675.567	II
95	8212.57	I	15	3291.01	II	480	3080.217	II	150	3682.486	I
40	8450.06	II	15	3369.15	II	510	3108.296	II	170	3692.566	I
30 h	8511.80	I	9	3456.34	III	100	3116.263	I	180	3698.105	I
45	8583.45	II	20000	3519.24	I	510	3119.526	II	340	3706.767	I
30	8603.40	I	5000	3529.43	I	510	3122.963	II	590	3719.435	I
65	8765.74	II	8	3540.08	II	480	3125.507	II	770	3721.825	II
<i>Thallium Tl Z = 81</i>			9	3560.68	II	100	3136.216	I	1300	3741.183	II
10	570.49	IV	12000 w	3775.72	I	420	3139.306	II	310	3747.539	I
5 r	670.87	II	10	3832.30	II	420	3142.835	II	650	3752.569	II
15 r	696.30	II	10	3887.15	II	420	3175.726	II	180	3770.056	I
5 r	709.23	II	7	4109.85	III	1100	3180.193	II	590	3803.075	I
10 r	817.18	II	6	4269.81	III	770	3188.233	II	450	3828.384	I
5 r	836.34	II	20	4274.98	II	560	3221.292	II	840	3839.746	II
8 r	1018.85	II	40	4306.80	II	560	3229.009	II	450	3863.405	II
30	1028.69	IV	20	4737.05	II	480	3235.84	II	210	3875.374	I
						590	3238.116	II			

Intensity	Wavelength/Å		Intensity	Wavelength/Å		Intensity	Wavelength/Å		Intensity	Wavelength/Å	
340	3895.419	I	40	7191.132	II	1900	3151.04	II	6800	3883.13	I
590	3929.669	II	35	7208.006	I	1500	3157.34	II	1800	3883.44	II
200	3932.911	I	50	7525.508	II	450	3172.65	I	5400	3887.35	I
390	3967.392	I	30	7647.380	I	2300	3172.83	II	440	3896.62	I
200	3972.155	I	30	8330.451	I	1200	3236.81	II	3500	3916.48	I
150	3980.089	I	40	8967.641	I	1600	3240.23	II	1500	3949.27	I
530	3994.549	II	20	9833.42	I	2300	3241.54	II	1500	3958.10	II
220	4008.210	I	20	10726.93	I	320	3246.96	I	1800	3996.52	II
220	4009.056	I	20	10942.24	II	1900	3258.05	II	220	4024.23	I
280	4012.495	I	30	11230.259	I	1600	3266.64	II	380	4044.47	I
4200	4019.129	II	20	11984.67	II	1200	3267.40	II	10000	4094.19	I
250	4030.842	I	20	17208.22	II	1100	3276.81	II	9500	4105.84	I
250	4036.047	I	15	18811.88	I	1200	3283.40	II	1100	4138.33	I
250	4063.407	I	10	22264.35	II	1200	3285.61	II	8800	4187.62	I
700	4086.520	II	<i>Thulium Tm Z = 69</i>			2300	3291.00	II	6000	4203.73	I
700	4094.747	II	5000	2185.94	III	2000	3302.46	II	380	4222.67	I
150	4100.341	I	360	2284.79	II	1200	3309.80	II	3000	4242.15	II
840	4108.421	II	20000	2296.21	III	230	3349.99	I	270	4271.71	I
240	4112.754	I	5000	2305.03	III	4000	3362.61	II	150	4298.36	I
280	4115.758	I	20000	2311.16	III	1700	3397.50	II	2700	4359.93	I
1100	4116.713	II	5000	2312.72	III	850	3410.05	I	1400	4386.43	I
200	4127.411	I	5000	2326.19	III	340	3412.59	I	200	4394.42	I
200	4134.067	I	6000	2328.50	III	340	3416.59	I	140	4396.50	I
450	4149.986	II	6000	2329.29	III	6400	3425.08	II	120	4454.03	I
620	4178.060	II	3000	2331.80	III	340	3429.33	I	540	4481.26	II
620	4208.890	II	3000	2357.05	III	4900	3441.50	II	150	4519.60	I
110	4253.538	I	4000	2406.63	III	4900	3453.66	II	260	4522.57	II
110	4260.333	I	450	2409.02	II	8500	3462.20	II	110	4548.60	I
480	4277.313	II	450	2426.17	II	210	3467.51	I	270	4599.02	I
700	4282.042	II	770	2480.13	II	340	3476.69	I	300	4615.94	II
130	4337.277	I	30000	2489.44	III	340	3480.98	I	80	4626.33	II
1300	4381.860	II	2000	2504.71	III	420	3487.38	I	95	4626.56	II
1100	4391.110	II	1300	2509.08	II	340	3499.95	I	110	4634.26	II
110	4498.940	I	3000	2519.78	III	250	3517.60	I	120	4655.09	I
280	4510.527	II	130	2527.02	I	1700	3535.52	II	160	4681.92	I
90	4723.438	I	10000	2552.46	III	420	3537.91	I	120	4691.11	I
50	4840.843	I	360	2552.76	I	210	3555.82	I	110	4724.26	I
280	4863.163	II	540	2561.65	II	340	3560.92	I	680	4733.34	I
260	5017.255	II	430	2588.27	II	420	3563.88	I	70	4759.90	I
110	5067.974	I	170 h	2596.49	I	1300	3566.47	II	80	4831.20	II
120	5148.211	II	810	2607.06	II	420	3567.36	I	140	4957.18	I
95	5216.596	II	730	2624.33	II	280	3586.07	I	160	5009.77	II
110	5231.160	I	5000	2682.32	III	2100	3608.77	II	160	5034.22	II
95	5247.654	II	2000	2707.03	III	1000	3629.09	III	150	5060.90	I
60	5343.581	I	3000	2719.47	III	380	3638.41	I	95	5113.97	I
60	5587.026	I	540	2721.19	II	1100	3668.09	II	80	5213.38	I
95	5707.103	II	3000	2724.44	III	4800	3700.26	II	650	5307.12	I
70	5760.551	I	4000	2727.56	III	3800	3701.36	II	80	5346.49	II
85	5989.044	II	680	2794.60	II	7700	3717.91	I	270	5631.41	I
60	6169.822	I	730	2797.27	II	2400	3734.12	II	520	5675.84	I
50	6182.622	I	2000	2806.77	III	5000	3744.06	I	40	5684.76	II
50	6274.116	II	580	2827.92	II	1700	3751.81	I	35	5709.97	II
50	6274.117	II	200	2854.17	I	6000	3761.33	II	190	5764.29	I
50	6355.911	II	1600	2869.23	II	4800	3761.91	II	35	5838.76	II
60	6457.283	I	1000	2947.72	III	7100	3795.75	II	240	5895.63	I
50	6462.614	I	490	2973.22	I	770	3798.54	I	140	5971.26	I
50 h	6531.342	I	1000	2998.28	III	600	3807.72	I	200	6460.26	I
55	6989.656	I	1500	3015.30	II	290	3826.39	I	95	6604.96	I
30	7045.795	II	360	3081.12	I	1300	3838.20	II	110	6779.77	I
30	7084.171	I	7400	3131.26	II	290	3840.87	I	120	6844.26	I
30	7168.896	I	2300	3133.89	II	8900	3848.02	II	80	6845.76	I

Intensity	Wavelength/Å		Intensity	Wavelength/Å		Intensity	Wavelength/Å		Intensity	Wavelength/Å	
10	6937.37	I	120 r	1823.00	I	110	3330.62	I	15	498.26	V
10	7017.90	I	9	1831.89	II	60	3351.97	II	14	502.08	V
12	7034.34	I	50 r	1848.75	I	10	3472.46	II	13	526.57	V
10	7106.14	I	200 r	1860.32	I	11	3575.45	II	18	779.07	IV
17	7272.62	I	80	1886.05	I	280 r	3801.02	I	20	1298.66	III
14	7310.51	I	100	1891.40	I	10	5332.36	II	20	1298.97	III
14	7432.18	I	12	1899.91	II	20	5561.95	II	23	1455.19	III
75	7481.08	I	50	1909.30	I	25	5588.92	II	20	1467.34	IV
75	7490.20	I	80	1925.31	I	500	5631.71	I	11	1717.40	V
140	7558.33	I	500	1941.86	III	15	5799.18	II	10	1841.49	V
80	7731.53	I	150	1952.15	I	50	5925.44	I	20	2067.56	IV
40	7856.08	I	50 h	1977.6	I	100	5970.30	I	18	2103.16	IV
55	7927.51	I	80	1984.20	I	150	6037.70	I	180	2273.28	I
110	7930.84	I	50	2040.66	I	250	6069.00	I	190	2279.96	I
95	8017.90	I	50	2054.03	I	100	6073.46	I	190	2305.67	I
27	8472.01	II	70	2058.31	I	400	6149.71	I	22	2413.99	III
			80	2068.58	I	200	6154.60	I	25	2516.05	III
			100	2072.89	I	150	6171.50	I	360	2525.60	II
			100	2073.08	I	100	6310.78	I	24	2527.84	III
			200	2096.39	I	70	6453.50	II	210	2529.85	I
			100	2100.93	I	25	6844.05	II	190	2531.25	II
			100 r	2113.93	I	20	7191.40	II	190	2534.62	II
			50	2121.26	I	10	7387.79	II	130	2535.87	II
			40 r	2148.73	I	13	7741.80	II	23	2540.06	III
			20 r	2151.43	I	100	7754.97	I	24	2563.44	III
			30	2151.54	II	100 h	8030.5	I	23	2565.42	III
			80	2171.32	I	200	8114.09	I	22	2567.56	III
			150 r	2194.49	I	80	8357.04	I	270	2599.92	I
			300 r	2199.34	I	300	8422.72	I	340	2605.15	I
			400 r	2209.65	I	400	8552.60	I	510	2611.28	I
			80 r	2231.72	I	50 h	8681.7	I	300	2619.94	I
			400 r	2246.05	I	50 h	9410.86	I	640	2641.10	I
			60	2251.17	I	80 h	9415.37	I	800	2644.26	I
			400 r	2268.91	I	150	9616.40	I	950	2646.64	I
			200 r	2286.68	I	50	9741.1	I	250	2742.32	I
			600 r	2317.23	I	100 h	9742.8	I	250	2802.50	I
			300 r	2334.80	I	300 h	9805.38	I	190	2841.94	II
			1000 r	2354.84	I	500	9850.52	I	180	2877.44	II
			22	2368.33	II	54	10894.00	I	280	2884.11	II
			100	2408.15	I	70	11191.85	I	450	2912.08	I
			800 r	2421.70	I	56	11277.66	I	340	2928.34	I
			1000 r	2429.49	I	200	11454.59	I	1100	2942.00	I
			15	2448.98	II	200	11616.26	I	1300	2948.26	I
			300	2483.39	I	258	11739.78	I	1600	2956.13	I
			13	2483.48	II	96	11825.18	I	22	2984.75	III
			10	2486.99	II	106	11835.82	I	1300 d	3066.22	II
			200	2495.70	I	254	11932.99	I	1100	3072.97	II
			400	2546.55	I	48	12009.50	I	1600	3075.22	II
			500 r	2571.58	I	111	12313.24	I	2300	3078.64	II
			200	2594.42	I	42	12530.87	I	3600	3088.02	II
			200 r	2661.24	I	42	12536.5	I	720	3119.72	I
			700 r	2706.51	I	89	12888.5	I	500	3161.20	II
			150	2779.81	I	187	12981.7	I	780	3161.77	II
			1400 r	2839.99	I	187	13018.5	I	1000	3162.57	II
			1000 r	2863.32	I	68	13081.5	I	1600	3168.52	II
			700 r	3009.14	I	378	13460.2	I	2400	3186.45	I
			850 r	3034.12	I	144	13608.2	I	1000	3190.87	II
			12	3047.50	II	40	20861.7	I	3100	3191.99	I
			550 r	3175.05	I	4	24738.2	I	3800	3199.92	I
			550 r	3262.34	I				780	3202.54	II
			50	3283.21	II				1100	3217.06	II
						<i>Titanium Ti Z = 22</i>					
						17	252.96	V			

Intensity	Wavelength/Å		Intensity	Wavelength/Å		Intensity	Wavelength/Å		Intensity	Wavelength/Å	
1300	3222.84	II	950	3962.85	I	840	5020.03	I	20	8466.87	III
6600	3234.52	II	950	3964.27	I	840	5022.87	I	90	8675.39	I
5200	3236.57	II	4800	3981.76	I	1200	5035.91	I	<i>Tungsten W Z = 74</i>		
4100	3239.04	II	570	3982.48	I	840	5036.47	I	5800	2001.71	II
2600	3241.99	II	5700	3989.76	I	740	5038.40	I	13000	2008.07	II
1200	3248.60	II	7800	3998.64	I	1200	5039.95	I	5100	2009.98	II
1200	3252.91	II	950	4008.93	I	1400	5064.66	I	4100	2010.23	II
1200	3254.25	II	1200	4024.57	I	1100	5173.75	I	4100	2014.23	II
1200	3261.60	II	840	4078.47	I	1300	5192.98	I	7300	2026.08	II
840	3314.42	I	890	4286.01	I	1400	5210.39	I	15000	2029.98	II
2900	3322.94	II	840	4287.40	I	17	5278.12	III	5300	2049.63	II
2100	3329.46	II	950	4289.07	I	20	5398.93	IV	9700	2079.11	II
1800	3335.20	II	840	4290.94	I	340	5512.53	I	6100	2094.75	II
1100	3340.34	II	840	4295.76	I	270	5514.35	I	2100	2118.87	II
5700	3341.88	I	2000	4298.66	I	320	5514.54	I	2400	2121.59	II
4300	3349.04	II	200	4300.05	II	250	5644.14	I	1500	2166.32	II
12000	3349.41	II	2900	4300.56	I	130	5675.44	I	1300	2204.48	II
4100	3354.64	I	4100	4301.09	I	95	5689.47	I	460	2249.80	I
7200	3361.21	II	6000	4305.92	I	95	5715.13	I	510	2277.58	I
1100	3370.44	I	1200	4314.80	I	85	5739.51	I	530 d	2294.49	I
4300	3371.45	I	330	4395.04	II	400	5866.46	I	340	2309.02	I
5700	3372.80	II	890	4427.10	I	230	5899.32	I	440	2313.17	I
2900 d	3377.48	I	230	4443.80	II	120	5918.55	I	460	2321.63	I
1400	3380.28	II	840	4449.15	I	150	5922.12	I	390 d	2326.56	I
5700	3383.76	II	550	4450.90	I	120	5941.76	I	320	2354.61	I
1400	3385.95	I	840	4453.32	I	300	5953.17	I	580	2360.44	I
1400	3387.84	II	950	4455.33	I	200	5965.84	I	850	2363.07	I
1100	3394.58	II	1100	4457.43	I	270	5978.56	I	510	2374.47	I
890	3444.31	II	240	4468.50	II	340	5999.04	I	670	2384.82	I
600	3461.50	II	530	4481.26	I	110	6064.63	I	730	2397.09	II
600	3477.18	II	780	4512.74	I	120	6085.23	I	560	2397.73	I
480	3491.05	II	1000	4518.03	I	120	6091.17	I	560	2397.98	I
890	3504.89	II	1000	4522.80	I	120	6126.22	I	1700 d	2405.58	I
600	3510.84	II	780	4527.31	I	17	6246.65	IV	610	2415.68	I
17	3576.44	IV	6000	4533.24	I	380	6258.10	I	870	2424.21	I
600	3610.16	I	240	4533.97	II	380	6258.70	I	1800	2435.96	I
4800	3635.46	I	3600	4534.78	I	300	6261.10	I	580	2444.06	I
6600	3642.68	I	2400	4535.58	I	55	6546.28	I	780	2451.48	II
7200	3653.50	I	1200	4535.92	I	65	6554.23	I	870	2452.00	I
600	3671.67	I	1200	4536.05	I	75	6556.07	I	630	2454.98	I
3100	3685.20	II	720	4544.69	I	18	6621.58	III	780	2455.51	I
600	3689.91	I	950	4548.77	I	18	6667.99	III	780	2456.53	I
2900	3729.82	I	240	4549.63	II	80	6743.12	I	1100	2459.30	I
3300	3741.06	I	15	4549.84	III	20	7072.64	III	1400	2466.85	I
330	3741.64	II	950	4552.46	I	18	7084.57	III	480	2472.51	I
5200	3752.86	I	720	4555.49	I	260	7209.44	I	1200	2474.15	I
3300	3759.30	II	240	4571.98	II	130	7244.86	I	870	2480.13	I
2900	3761.32	II	15 d	4572.20	III	130	7251.72	I	1500	2481.44	I
840	3786.04	I	950	4617.27	I	120	7344.72	I	480 d	2482.10	I
500	3882.89	I	480	4623.09	I	90	7357.74	I	580	2484.74	I
530	3900.54	II	720	4656.47	I	60	7364.11	I	390	2487.50	I
2600	3904.78	I	840	4667.59	I	60	7978.88	I	390	2489.23	II
500	3913.46	II	950	4681.92	I	55	8024.84	I	630	2495.26	I
500	3914.34	I	470	4840.87	I	75	8364.24	I	680	2504.70	I
15	3915.47	III	400	4885.08	I	100	8377.85	I	75	2510.47	II
1100	3924.53	I	380	4899.91	I	100	8382.54	I	310	2520.46	I
890	3929.88	I	5800	4981.73	I	75	8396.87	I	780	2521.32	I
1100	3947.78	I	4600	4991.07	I	120	8412.36	I	270	2522.04	II
4500	3948.67	I	4000	4999.51	I	170	8426.52	I	780	2523.41	I
4500	3956.34	I	3600	5007.21	I	490	8434.94	I	430	2527.76	I
5200	3958.21	I	3200 d	5014.19	I	240	8435.70	I	780	2533.64	I

Intensity	Wavelength/Å		Intensity	Wavelength/Å		Intensity	Wavelength/Å		Intensity	Wavelength/Å	
1200	2547.14	I	440	3046.44	I	2200	4302.11	I	580	2931.41	II
780	2550.38	I	810	3049.69	I	200	4378.48	I	530 p	2940.37	II
2700	2551.35	I	180	3073.28	I	180	4384.85	I	1300	2941.92	II
730	2561.97	I	180 d	3084.83	I	200	4408.28	I	830	2943.90	II
870	2580.49	I	370	3093.50	I	640	4484.19	I	580	2956.06	II
390	2584.39	I	240	3107.23	I	170	4588.73	I	580	2967.94	II
390	2589.17	II	240	3108.02	I	640	4659.87	I	580	2971.06	II
370	2601.96	I	230	3117.57	I	640	4680.51	I	530	2984.61	II
680	2606.39	I	260	3120.18	I	790	4843.81	I	630	3022.21	II
370	2608.32	I	290	3163.42	I	380	4886.90	I	630	3031.99	II
970	2613.08	I	320	3176.60	I	220	4982.59	I	580	3050.20	II
480	2613.82	I	190	3181.82	I	820	5053.28	I	630	3057.91	II
400	2620.25	I	390	3191.57	I	770	5224.66	I	630	3062.54	II
400	2622.21	I	390	3198.84	I	220	5514.68	I	580	3072.78	II
400	2625.22	I	520	3207.25	I	65	5648.37	I	580	3093.01	II
400	2632.48	I	1000	3215.56	I	55	5735.09	I	580	3102.39	II
400	2632.70	I	190	3232.49	I	45	5804.85	I	970	3111.62	II
810	2633.13	I	210	3254.36	I	40	5902.64	I	530	3119.35	II
400 d	2638.62	I	210	3259.66	I	55	5947.57	I	680	3124.95	II
650	2646.18	I	210 d	3266.62	I	55	5965.86	I	530	3139.61	II
400	2646.73	I	730	3300.82	I	55	6012.78	I	680	3149.24	II
1600	2656.54	I	440	3311.38	I	40	6021.52	I	530	3153.11	II
810	2662.84	I	440	3326.20	I	45	6292.02	I	730	3229.50	II
810	2671.47	I	440	3331.69	I	35	6404.21	I	680	3232.16	II
650	2677.28	I	390	3373.75	I	40	6445.12	I	730	3291.33	II
2100	2681.42	I	230	3429.59	I	17	6611.62	I	1100	3305.89	II
650	2695.67	I	240	3443.00	I	13	6678.42	I	730	3390.38	I
650	2699.59	I	400	3495.24	I	15	6693.08	I	580	3424.56	II
400	2700.01	I	650	3545.22	I	13	6984.27	I	580	3435.49	I
400	2706.58	I	240	3570.65	I	15	7140.52	I	630	3466.30	I
400	2708.59	I	1900	3617.52	I	9	7162.64	I	680	3482.49	II
400 d	2708.80	I	650	3682.08	I	11	7200.16	I	1600	3489.37	I
400	2715.50	I	400	3683.30	I	10	7278.24	I	530	3496.41	II
2100	2718.91	I	570	3688.06	I	15	7285.81	I	630	3500.08	I
2600	2724.35	I	810	3707.92	I	15	7296.55	I	780	3507.34	I
400	2725.03	I	510	3757.92	I	10	7509.00	I	1600	3514.61	I
650	2748.84	I	680	3760.13	I	17	7569.92	I	630	3533.57	II
400	2762.34	I	1000	3768.45	I	17	7614.15	I	530	3540.47	II
400	2764.27	II	340	3773.71	I	13	7688.97	I	1200	3550.82	II
400	2769.74	I	1000	3780.77	I	11	7784.15	I	680	3555.32	I
810	2770.88	I	290	3809.22	I	22	8017.19	I	1200	3561.80	I
810	2774.00	I	190	3810.38	I	22	8055.64	I	2300	3566.59	I
810	2774.48	I	260	3810.79	I	13	8123.82	I	530	3569.08	I
810	2792.70	I	1400	3817.48	I	10	8338.08	I	630	3578.72	II
400	2799.93	I	1100	3835.06	I	27	8585.11	I	3200	3584.88	I
810	2818.06	I	730	3846.22	I	10	8594.42	I	840	3638.20	I
1600	2831.38	I	1800	3867.99	I	13	8865.53	I	2800	3670.07	II
810	2833.63	I	730	3881.41	I	<i>Uranium U Z = 92</i>			1100	3701.52	II
810	2848.02	I	8600	4008.75	I	440	2565.41	II	600	3738.04	II
1500	2896.44	I	540	4015.22	I	610	2635.53	II	680	3746.42	II
690	2935.00	I	910	4045.59	I	830	2793.94	II	950	3748.68	II
2400	2944.40	I	730	4069.95	I	870	2802.56	II	600	3751.17	I
2400	2946.99	I	5000	4074.36	I	630	2807.05	II	1900	3782.84	II
730 d	2979.71	I	1000	4102.70	I	630	2817.96	II	570	3793.10	II
360	3013.79	I	540	4137.46	I	630	2817.96	II	1900	3811.99	I
520	3016.47	I	450	4171.17	I	870	2821.12	II	750	3826.51	II
770	3017.44	I	220	4207.05	I	680	2828.90	II	2000	3831.46	II
210	3024.93	I	250	4219.37	I	920	2832.06	II	1200	3839.63	I
310 d	3026.67	I	540	4244.36	I	970	2865.68	II	2400	3854.64	II
440 d	3041.73	I	1400	4269.38	I	1200	2889.62	II	4900	3859.57	II
270	3043.80	I	4100	4294.61	I	780	2906.80	II	1900	3865.92	II
						780	2908.28	II			

Intensity	Wavelength/Å		Intensity	Wavelength/Å		Intensity	Wavelength/Å		Intensity	Wavelength/Å	
100 I	5494.86	II	200	6528.65	II	300	8739.39	I	500	30794.18	I
40	5524.4	III	100	6533.16	I	100	8758.20	I	6000	31069.23	I
200	5525.53	II	1000	6595.01	II	5000	8819.41	I	125	31336.01	I
600	5531.07	II	100	6595.56	I	300	8862.32	I	550	31607.91	I
100	5566.62	I	400	6597.25	II	200	8908.73	I	100	32293.08	I
300	5616.67	II	100	6598.84	II	200	8930.83	I	1800	32739.26	I
300	5659.38	II	150	6668.92	I	1000	8952.25	I	3500	33666.69	I
600	5667.56	II	300	6694.32	II	100	8981.05	I	150	34014.67	I
150	5670.91	II	200	6728.01	I	200	8987.57	I	450	34335.27	I
100	5695.75	I	150	6788.71	II	400	9045.45	I	170	34744.00	I
200	5699.61	II	100	6790.37	II	500	9162.65	I	5000	35070.25	I
200	5716.10	II	1000	6805.74	II	100	9167.52	I	110	35246.92	I
500	5726.91	II	200	6827.32	I	100	9374.76	I	250	36209.21	I
500	5751.03	II	100	6872.11	I	200	9513.38	I	150	36231.74	I
300	5758.65	II	300	6882.16	I	50 h	9591.35	II	450	36508.36	I
300	5776.39	II	80	6910.22	II	150	9685.32	I	850	36788.83	I
100	5815.96	II	100	6925.53	I	50 I	9698.68	II	140	38685.98	I
300	5823.89	I	800 h	6942.11	II	100	9718.16	I	175	38737.82	I
150	5824.80	I	100	6976.18	I	2000	9799.70	I	270	38939.60	I
100	5875.02	I	2000	6990.88	II	3000	9923.19	I	120	39955.14	I
300	5893.29	II	150	7082.15	II	100	10838.37	I	<i>Ytterbium Yb Z = 70</i>		
100	5894.99	I	500	7119.60	I	90	11742.01	I	1000	1050.24	IV
200	5905.13	II	50 s	7147.50	II	375	12235.24	I	1000	1054.46	IV
100	5934.17	I	200	7149.03	II	100	12257.76	I	5000	1134.43	IV
500	5945.53	II	500	7164.83	II	300	12590.20	I	900	1316.04	IV
300	5971.13	II	100	7284.34	II	2500	12623.391	I	800	1326.36	IV
2000	5976.46	II	200	7301.80	II	250	13544.15	I	900	1350.26	IV
200	6008.92	II	200	7339.30	II	2000	13657.055	I	80	1561.42	III
1000	6036.20	II	100	7386.00	I	1250	14142.444	I	80 h	1765.21	III
2000	6051.15	II	150	7393.79	I	800	14240.96	I	800	1791.06	IV
600	6093.50	II	300	7548.45	II	375	14364.99	I	100	1863.32	III
1500	6097.59	II	200	7584.68	I	140	14660.81	I	800	1873.91	III
400	6101.43	II	80	7618.57	II	3000	14732.806	I	500	1898.25	III
100	6115.08	II	500	7642.02	I	100	15099.72	I	500	1998.82	III
100	6146.45	II	100	7643.91	I	2500	15418.394	I	900	2116.65	IV
150	6178.30	I	200	7670.66	II	150	15557.13	I	2500	2116.67	II
120	6179.66	I	60	7787.04	II	250	15979.54	I	800	2123.32	IV
300	6182.42	I	100	7802.65	I	100	16039.90	I	3000	2126.74	II
500	6194.07	II	100	7881.32	I	1000	16053.28	I	800	2139.99	IV
100	6198.26	I	300	7887.40	I	125	16554.49	I	20000	2144.77	IV
60	6205.97	III	500	7967.34	I	1500	16728.15	I	15000	2154.18	IV
100	6220.02	II	100	8029.67	I	1500	17325.77	I	370	2161.60	II
25	6221.7	III	200	8057.26	I	350	18788.13	I	850	2185.71	II
60	6238.2	III	150	8061.34	I	150	20187.19	I	640	2224.46	II
60	6259.05	III	100	8101.98	I	3000	20262.242	I	300	2240.11	III
500	6270.82	II	150 h	8151.80	II	250	21470.09	I	300	2305.32	III
400	6277.54	II	100	8171.02	I	1250	23193.33	I	140	2320.81	II
100	6284.41	II	700	8206.34	I	110	23279.54	I	170	2390.74	II
100	6286.01	I	10000	8231.635	I	1800	24824.71	I	460	2464.50	I
250	6300.86	II	500	8266.52	I	175	25145.84	I	140	2512.06	II
500	6318.06	I	7000	8280.116	I	2000	26269.08	I	270	2538.67	II
400	6343.96	II	2000	8346.82	I	2500	26510.86	I	2000	2567.61	III
600	6356.35	II	100	8347.24	II	250	28381.54	I	1000	2579.57	III
200	6375.28	II	2000	8409.19	I	750	28582.25	I	800	2599.14	III
100	6397.99	II	50 h	8515.19	II	300	29384.41	I	600	2621.11	III
300	6469.70	I	200	8576.01	I	150	29448.06	I	1000	2642.56	III
150	6472.84	I	50 h	8604.23	II	100	29649.58	I	1000	2651.74	III
120	6487.76	I	250	8648.54	I	100	29813.62	I	700	2652.25	III
100	6498.72	I	100	8692.20	I	600	30253.14	I	990	2653.75	II
200 h	6504.18	I	200	8696.86	I	1500	30475.46	I	200	2665.04	II
300	6512.83	II	50 h	8716.19	II	100	30504.12	I	2000	2666.13	III

Intensity	Wavelength/Å		Intensity	Wavelength/Å		Intensity	Wavelength/Å		Intensity	Wavelength/Å	
2000	2666.99	III	140	3418.39	I	170	4786.61	II	500	344.59	V
390	2671.96	I	360	3426.04	I	35	4816.43	I	900	355.86	IV
390	2672.66	II	240	3431.11	I	40	4837.46	I	300	370.42	IV
170	2718.35	II	85	3452.40	I	40 h	4894.60	I	300	372.05	V
230	2748.66	II	500	3454.08	II	27	4912.36	I	400	379.96	V
1300	2750.48	II	190 d	3458.29	II	710	4935.50	I	500	386.82	IV
170	2776.28	II	360	3460.27	I	140	4966.90	I	300	403.45	V
600	2795.60	III	2400	3464.37	I	30	5067.80	I	300	420.74	V
1000	2803.43	III	500	3476.30	II	70	5069.14	I	600	425.03	IV
600	2816.92	III	500	3478.84	II	220	5074.34	I	300	473.10	IV
1000	2818.72	III	50	3517.00	I	50	5076.74	I	4000	584.98	V
140	2821.15	II	230	3520.29	II	60	5196.08	I	2000	630.97	V
190	2830.99	II	35	3559.03	I	85	5211.60	I	5000	805.20	III
230 h	2847.18	II	200	3560.33	II	100	5244.11	I	7000	809.92	III
360	2851.13	II	170	3560.70	II	150 h	5277.04	I	15000	989.21	III
430	2859.80	II	360	3585.47	II	170	5335.15	II	25000	996.37	III
140	2861.21	II	200	3619.80	II	30 h	5351.29	I	5000	1314.51	III
200	2867.06	II	240	3637.76	II	150	5352.95	II	4000	1334.04	III
45	2873.49	I	70	3648.15	I	30	5363.66	I	4000	2068.98	III
200	2888.04	II	90	3655.73	I	40	5449.27	II	10000	2127.98	III
3600	2891.38	II	240	3669.69	II	60	5481.92	I	16000	2191.16	III
600	2898.30	III	140	3675.08	II	40	5505.49	I	350	2243.06	II
1000	2906.31	III	32000	3694.19	II	17	5524.54	I	10000	2284.34	III
170	2914.21	II	70	3700.58	I	85 h	5539.05	I	10000	2327.31	III
140	2915.28	II	400	3711.91	III	2400	5556.47	I	50	2354.20	I
280	2919.35	II	180	3734.69	I	60	5651.98	II	50000	2367.23	III
35	2934.36	I	550	3770.10	I	220	5719.99	I	40000	2414.64	III
140	2945.91	II	80	3774.32	I	27	5771.66	II	560	2422.20	II
2000	2970.56	II	60 h	3791.74	I	35	5833.99	II	60	2694.21	I
200	2983.99	II	170	3839.91	I	35	5837.14	II	95	2723.00	I
170	2994.80	II	340	3872.85	I	27	5854.51	I	70	2742.53	I
800	2998.00	III	340	3900.85	I	17	5989.33	I	140	2760.10	I
310	3005.77	II	140	3911.27	I	40	5991.51	II	90000	2817.04	III
160	3017.56	II	500	3931.23	III	60	6152.57	II	45	2822.56	I
160	3026.67	II	32000	3987.99	I	60	6274.78	II	70	2854.43	II
2000	3029.49	III	930	3990.88	I	200	6328.52	III	95	2886.48	I
920	3031.11	II	50	4007.36	I	35 h	6400.35	I	160	2919.05	I
3000	3092.50	III	2000	4028.14	III	35 h	6417.91	I	99000	2946.01	III
28	3100.74	I	70	4052.28	I	340	6489.06	I	390	2948.40	I
170	3107.90	II	440	4089.68	I	180	6667.82	I	350	2964.96	I
190	3117.81	II	470	4149.07	I	25	6727.61	II	480	2974.59	I
4000	3126.01	III	120	4174.56	I	690	6799.60	I	750	2984.26	I
1000	3138.58	III	340	4180.81	II	9 h	7244.41	I	140	2996.94	I
230	3140.94	II	300	4213.64	III	8 h	7305.22	I	130	3021.73	I
28	3162.29	I	150 d	4218.56	II	10 h	7313.05	I	190	3045.37	I
800	3191.35	III	120	4231.97	I	16 h	7350.04	I	95	3095.88	II
390	3192.88	II	70	4277.74	I	25	7448.28	I	110	3173.06	II
240	3201.16	II	120	4305.97	I	30 h	7527.46	I	220	3179.41	II
2000	3228.58	III	60 h	4393.69	I	750	7699.48	I	70	3191.31	I
35	3239.58	I	60 h	4430.21	I	100	7971.46	III	2300	3195.62	II
18000	3289.37	II	440	4439.19	I	70 h	8922.56	II	2200	3200.27	II
130	3305.25	I	85 h	4482.42	I	200	10110.60	III	2200	3203.32	II
140	3305.73	II	100	4517.58	III	100	10830.36	III	3900	3216.69	II
80	3319.41	I	85 h	4563.95	I	<i>Yttrium Y Z = 39</i>			6200	3242.28	II
2000	3325.51	III	640	4576.21	I				4700	3327.89	II
240	3337.17	II	200	4582.36	I	150	264.64	IV	85	3388.59	I
280 d	3342.93	II	70	4589.21	I	150	273.03	IV	85	3412.47	I
240	3375.48	II	140	4590.83	I	900	333.09	V	170	3485.73	I
2000	3384.01	III	40	4684.27	I	500	333.80	V	1700	3496.09	II
140	3387.50	I	190	4726.08	II	400	335.14	V	3900	3549.01	II
50	3412.45	I	170 h	4781.87	I	500	336.62	V	130	3551.80	I
						500	339.02	V			

Intensity	Wavelength/Å		Intensity	Wavelength/Å		Intensity	Wavelength/Å		Intensity	Wavelength/Å	
540	3552.69	I	300	4487.47	I	160	5706.73	I	100	1767.69	III
170	3558.76	I	500	4505.95	I	90	5743.85	I	100	1797.64	II
190	3571.43	I	890	4527.25	I	75	5765.64	I	100 d	1811.05	II
260	3576.05	I	440	4527.80	I	100	5781.69	II	100 d	1833.57	II
3300	3584.52	II	100	4544.32	I	120	6009.19	I	100	1864.12	II
300	3587.75	I	100	4559.37	I	120	6023.41	I	100	1866.08	II
100	3589.69	I	130	4596.55	I	120	6135.04	I	100	1872.13	II
2800	3592.92	I	95	4604.80	I	150	6138.43	I	100 d	1918.96	II
10000	3600.73	II	2000	4643.70	I	1200	6191.73	I	100 d	1929.67	II
6200	3601.92	II	200 h	4658.32	I	300	6222.59	I	100	1969.40	II
7800	3611.05	II	2000	4674.84	I	1000	6435.00	I	100	1982.11	II
4300	3620.94	I	180	4696.81	I	90	6538.60	I	100	1986.99	II
1900	3628.71	II	170	4728.53	I	70	6557.39	I	500	2025.48	II
7800	3633.12	II	160	4752.79	I	95	6613.75	II	500	2062.00	II
3000	3664.61	II	410	4760.98	I	40	6650.61	I	200	2064.23	II
170	3692.53	I	120	4781.04	I	150	6687.58	I	120	2079.08	I
13000	3710.30	II	170	4786.89	I	70	6700.71	I	300	2099.94	II
1200	3747.55	II	180	4799.30	I	190	6793.71	I	200	2102.18	II
10000	3774.33	II	140	4819.64	I	21	6815.16	I	800 r	2138.56	I
1400	3776.56	II	120	4822.13	I	45	6845.24	I	1000	2501.99	II
7400	3788.70	II	770	4839.87	I	29	6887.22	I	150	2515.81	I
1300	3818.35	II	550	4845.68	I	24 h	6950.31	I	1000	2557.95	II
4000	3832.88	II	410	4852.69	I	24	6979.88	I	300	2582.49	I
80	3876.82	I	120	4854.25	I	29	7052.94	I	200	2608.56	I
480	3878.28	II	890	4854.87	II	35	7191.66	I	300	2608.64	I
4400	3950.36	II	330	4859.84	I	35	7264.17	II	200	2670.53	I
3600	3982.60	II	1900	4883.69	II	50	7346.46	I	300	2684.16	I
940	4039.83	I	95	4893.44	I	29	7450.30	II	300	2712.49	I
2400	4047.64	I	1100	4900.12	II	9000	7558.71	III	200	2756.45	I
9400	4077.38	I	100	4906.11	I	35	7563.13	I	300	2770.86	I
2000	4083.71	I	150	4921.87	I	29	7855.52	I	300	2770.98	I
9900	4102.38	I	120	4974.30	I	110	7881.90	II	400	2800.87	I
8900	4128.31	I	100	5006.97	I	10000	7991.43	III	100	2801.06	I
7500	4142.85	I	75	5070.21	I	24	8344.43	I	200	3035.78	I
100 h	4157.63	I	75	5072.19	I	10000	8796.21	III	200	3072.06	I
2400	4167.52	I	1100	5087.42	II	95	8800.62	I	300	3196.31	II
2000	4174.14	I	180	5135.20	I	19 h	8835.85	II	500 r	3282.33	I
8000	4177.54	II	960	5200.41	II	<i>Zinc Zn Z = 30</i>			800	3302.58	I
160	4217.80	I	1500	5205.72	II	200	425.90	IV	700 r	3302.94	I
280 h	4220.63	I	10000	5238.10	III	200	428.54	IV	800	3345.02	I
600	4235.73	II	180	5240.81	I	200	430.59	IV	500	3345.57	I
2200	4235.94	I	75	5380.62	I	1000	677.63	III	50	3883.34	I
300	4251.20	I	220	5402.78	II	750	677.96	III	300	4680.14	I
360 h	4302.30	I	90	5424.37	I	200	713.90	III	400	4722.15	I
2800	4309.63	II	190	5438.24	I	60	1193.23	II	400	4810.53	I
110	4330.78	I	710	5466.46	I	50	1239.12	IV	800	4911.62	II
440 h	4348.79	I	100	5468.47	I	50	1249.69	IV	500	4924.03	II
120	4357.73	I	240	5497.41	II	500	1265.74	IV	200	5181.98	I
800	4358.73	II	300	5503.45	I	500	1306.66	IV	500	5894.33	II
120	4366.03	I	250	5509.90	II	200	1456.72	III	500	6021.18	II
12000	4374.94	II	120	5521.63	I	200	1459.98	IV	500	6102.49	II
150 h	4375.61	I	740	5527.54	I	300	1499.42	III	500	6214.61	II
100	4387.74	I	120	5544.50	I	300	1500.42	III	1000 h	6362.34	I
1800	4398.02	II	180	5577.42	I	300	1505.92	III	300	7588.5	II
890	4422.59	II	620	5581.87	I	300	1515.85	III	300	7732.5	II
100	4443.66	I	120	5606.33	I	300	1552.30	III	100	11054.25	I
130	4446.63	I	560	5630.13	I	90	1572.99	II	100	13053.63	I
170	4475.72	I	120	5644.69	I	200	1629.19	III	100	13150.59	I
180	4476.96	I	120	5648.47	I	200	1639.33	III	100	14038.70	I
160	4477.45	I	740	5662.94	II	200	1673.05	III	20	16483.45	I
110	4487.28	I	90	5675.27	I	80 d	1735.61	II	20	16491.98	I

Intensity	Wavelength/Å		Intensity	Wavelength/Å		Intensity	Wavelength/Å		Intensity	Wavelength/Å	
20	16505.23	I	620	2814.90	I	1000	3430.53	II	770	3998.97	II
10	24375.02	I	390	2818.74	II	4700	3438.23	II	400	4023.98	I
<i>Zirconium Zr Z = 40</i>											
500	304.01	V	530	2825.56	II	600	3447.36	I	770	4024.92	I
60	480.66	IV	710	2837.23	I	410	3457.56	II	990	4027.20	I
60	497.23	IV	660	2844.58	II	820	3463.02	II	400	4029.68	II
60	500.22	IV	350	2848.52	I	600	3471.19	I	490	4030.04	I
600	628.66	IV	350	2851.97	II	1200	3479.39	II	400	4035.89	I
500	633.56	IV	340	2869.81	II	1300	3481.15	II	610	4043.58	I
50	690.39	III	490	2875.98	I	4100	3496.21	II	490	4044.56	I
2000	740.61	V	300	2915.99	II	820	3505.67	II	400	4045.61	II
10000	800.00	V	270	2918.24	II	1000	3509.32	I	610	4048.67	II
10000	806.89	V	320	2926.99	II	2000	3519.60	I	770	4055.03	I
10000	812.05	V	320	2948.94	II	440	3525.81	II	600	4055.71	I
3000	841.40	V	320	2955.78	II	440	3533.22	I	1500	4064.16	I
300	863.65	IV	320	2960.87	I	630	3542.62	II	2000	4072.70	I
500	864.59	IV	320	2962.68	II	1800	3547.68	I	240	4078.31	I
9000	1183.97	IV	320	2968.96	II	630	3550.46	I	2000	4081.22	I
9000	1201.77	IV	320	2978.05	II	1800	3551.95	II	400	4121.46	I
10000	1219.86	IV	820	2985.39	I	2100	3556.60	II	1200	4149.20	II
500	1303.93	V	320	3003.74	II	1100	3566.10	I	400	4161.21	II
500 p	1323.81	V	820	3011.75	I	2100	3572.47	II	400	4166.36	I
1000	1469.47	IV	350	3020.47	II	1100	3575.79	I	660	4187.56	I
10000	1546.17	IV	500	3028.04	II	1300	3576.85	II	400	4194.76	I
10000	1598.95	IV	880	3029.52	I	880	3586.29	I	610	4199.09	I
5000	1607.95	IV	350 d	3036.39	II	3500	3601.19	I	610	4201.46	I
100	1612.38	III	690	3054.84	II	690	3611.89	II	610	4208.98	II
700	1725.02	V	690	3106.58	II	1100	3613.10	II	400	4213.86	I
200	1790.19	III	350	3120.74	I	1100	3614.77	II	2000	4227.76	I
150	1793.56	III	500	3129.18	II	1100	3623.86	I	2000	4239.31	I
125	1798.13	III	500	3129.76	II	1100	3663.65	I	770	4240.34	I
600	1860.86	V	350	3132.07	I	390	3671.27	II	770	4241.20	I
200	1940.25	III	690	3138.68	II	800	3674.72	II	1200	4241.69	I
600	2028.54	V	540	3164.31	II	390	3697.46	II	550	4282.20	I
125	2070.43	III	880	3165.97	II	960	3698.17	II	550	4294.79	I
200	2086.78	III	880	3182.86	II	720	3709.26	II	550	4341.13	I
10000	2091.49	IV	540	3191.21	I	560	3745.98	II	1000	4347.89	I
10000	2092.36	IV	540	3212.01	I	880	3751.60	II	290	4359.74	II
600	2132.42	V	760	3214.19	II	480	3764.39	I	310	4360.81	I
10000	2163.68	IV	630	3231.69	II	480	3766.72	I	350	4366.45	I
100	2175.80	III	630	3234.12	I	340	3766.82	II	550	4507.12	I
100	2191.15	III	760	3241.05	II	720	3780.54	I	610	4535.75	I
10000	2286.67	IV	1000	3273.05	II	560	3791.40	I	490	4542.22	I
100	2301.60	III	1300	3279.26	II	560	3822.41	I	490	4575.52	I
90	2539.65	I	880	3284.71	II	2200	3835.96	I	350	4602.57	I
570	2567.64	II	540	3305.15	II	1300	3836.76	II	700	4633.98	I
1600	2568.87	II	880	3306.28	II	550	3843.02	II	2300	4687.80	I
2100	2571.39	II	380	3322.99	II	550	3847.01	I	510	4688.45	I
250	2620.56	III	380	3326.80	II	550	3849.25	I	1900	4710.08	I
200	2643.79	III	380	3334.25	II	2900	3863.87	I	1400	4739.48	I
150	2664.26	III	760	3340.56	II	770	3864.34	I	870	4772.31	I
1800	2678.63	II	380	3344.79	II	990	3877.60	I	700	4815.63	I
90	2687.75	I	760	3356.09	II	1500	3885.42	I	250	5046.58	I
750	2700.13	II	540	3357.26	II	2900	3890.32	I	360	5064.91	I
1300	2722.61	II	380	3374.73	II	2000	3891.38	I	470	5078.25	I
800	2726.49	II	570	3387.87	II	610	3921.79	I	300	5155.45	I
1400	2734.86	II	760	3388.30	II	1200	3929.53	I	200	5158.00	I
1100	2742.56	II	5700	3391.98	II	940	3958.22	II	100	5191.60	II
660	2745.86	II	570	3393.12	II	490	3966.66	I	270	5385.14	I
660	2752.21	II	570	3404.83	II	990	3968.26	I	160	5664.51	I
530	2758.81	II	760	3410.25	II	660	3973.50	I	160	5797.74	I
			380	3414.66	I	770	3991.13	II	340	5879.80	I

Intensity	Wavelength/Å	Intensity	Wavelength/Å	Intensity	Wavelength/Å	Intensity	Wavelength/Å	
170	6045.85	I	300	6313.02	I	170	7103.72	I
170	6121.91	I	150	6953.84	I	590	7169.09	I
680	6127.44	I	150	6990.84	I	160	7944.61	I
340	6134.55	I	540	7097.70	I	160	8005.27	I
440	6143.20	I	280	7102.91	I	150	8063.09	I

Sources of Data for Each Element

Numbers following the element name refer to the references on the following pages.

Actinium: 193
 Aluminum: 6,8,81,89,127,144,146,227,228,282
 Americium: 92
 Antimony: 164,167,194,386,406
 Argon: 190,203,204,219,367,368,372,373,374,375,414,421
 Arsenic: 163,168,197,244,280
 Astatine: 188
 Barium: 1,78,111,252,259,277,279
 Berkelium: 53,339
 Beryllium: 15,44,73,102,115,134,135,171,175,198,335
 Bismuth: 1,357,358,359,360,361
 Boron: 66,69,74,94,104,171,221,222
 Bromine: 42,122,124,139,142,240,243,246,248,249,250,316
 Cadmium: 44,285,296,353,399
 Calcium: 16,25,70,150,270
 Californium: 52,331
 Carbon: 22,66,211
 Cerium: 1,136,166,261,305
 Cesium: 78,82,154,155,200,201,259,263,325
 Chlorine: 11,28,30,31,85,233,238,239
 Chromium: 1,379,380,412
 Cobalt: 1,100,125,159,236,276,291
 Copper: 199,273,290,295,324
 Curium: 51,332
 Dysprosium: 1
 Einsteinium: 333
 Erbium: 1,301
 Europium: 1,312
 Fluorine: 68,169,224,225,226
 Francium: 408
 Gadolinium: 1,46,137,151,152
 Gallium: 2,19,62,132,140,141,143,195,281
 Germanium: 5,119,293,340,341,342
 Gold: 38,72,234,393,395
 Hafnium: 1,369,404,410,425
 Helium: 16,94,173,183,317
 Holmium: 1
 Hydrogen: 214
 Indium: 1,132,348,349,350,351,352,353,435,436
 Iodine: 20,21,58,84,124,153,161,176,184
 Iridium: 1
 Iron: 56,63,71,101,105,138,174,278,381,382
 Krypton: 61,121,123,147,208,232,366,390,409,417,421
 Lanthanum: 1,78,79,220,309
 Lead: 54,64,106,256,274,297,283,329,330
 Lithium: 3,15,17,18,37,44,112,284,321,335
 Lutetium: 1,148,310,401
 Magnesium: 4,7,49,83,103,128,129,177,217,269,315,335
 Manganese: 1,126,385,405,433
 Mercury (198): 43,50,69,145,229,242

Mercury (Natural): 34,45,90,117,133,189,235,304,327,328,343
 Molybdenum: 1,383,420
 Neodymium: 1
 Neon: 56,58,69,118,150,230,364,365,371,388,389,400,402,413,430
 Neptunium: 93
 Nickel: 1,294,415,416,422
 Niobium: 1,392,407,431
 Nitrogen: 66,107,108,212,213,318
 Osmium: 1
 Oxygen: 23,24,36,66,69,209,210,215
 Palladium: 1,287,424
 Phosphorus: 179,180,182,336
 Platinum: 1,288
 Plutonium: 91
 Polonium: 47,48
 Potassium: 32,59,60,75,76,86,150,160,172,268,314,322
 Praseodymium: 1,149,306,308,337,338
 Promethium: 196,260
 Protactinium: 96
 Radium: 253,254
 Radon: 251
 Rhenium: 1
 Rhodium: 1,396
 Rubidium: 12,109,130,241,257,258,262,264
 Ruthenium: 1,423
 Samarium: 1
 Scandium: 1,88,150,298,323
 Selenium: 9,80,181,216,245,247,275
 Silicon: 87,170,237,292,319,320
 Silver: 13,99,255,286,289,363,387,398
 Sodium: 178,205,206,207,268,299,334
 Strontium: 1,109,110,218,231,265,279,313
 Sulfur: 29,144,202,209,210,266
 Tantalum: 1,411,426
 Technetium: 35
 Tellurium: 1,344,345,346,347
 Terbium: 1,302
 Thallium: 1,195,348,354,355,356
 Thorium: 1,97,98,156,157,165,434
 Thulium: 1,307
 Tin: 187,191,399,423
 Titanium: 1,378,427,428
 Tungsten: 1
 Uranium: 1,303
 Vanadium: 1,394,397,432
 Xenon: 33,116,118,120,232,384,391,429
 Ytterbium: 1,40,192,311
 Yttrium: 1,77,265,419
 Zinc: 39,55,113,131,185,186,370,376,377
 Zirconium: 1,362,403,418

References

1. Meggers, W. F., Corliss, C. H., and Scribner, B. F., *Natl. Bur. Stand. (U.S.) Monogr.*, 145, Washington, D.C., 1975.
2. Aksenov, V. P. and Ryabtsev, A. N., *Opt. Spectrosc.*, 37, 860, 1970.
3. Andersen, N., Bickel, W. S., Carriveau, G. W., Jensen, K., and Veje, E., *Phys. Scr.*, 4, 113, 1971.
4. Andersson, E. and Johannesson, G. A., *Phys. Scr.*, 3, 203, 1971.
5. Andrew, K. L. and Meissner, K. W., *J. Opt. Soc. Am.*, 49, 146, 1959.
6. Artru, M. C. and Brillat, W. U. L., *J. Opt. Soc. Am.*, 64, 1063, 1974.
7. Artru, M. C. and Kaufman, V., *J. Opt. Soc. Am.*, 62, 949, 1972.
8. Artru, M. C. and Kaufman, V., *J. Opt. Soc. Am.*, 65, 594, 1975.
9. Badami, J. S. and Rao, K. R., *Proc. R. Soc. London*, 140(A), 387, 1933.
10. Baird, K. M. and Smith, D. S., *J. Opt. Soc. Am.*, 48, 300, 1958.
11. Bashkin, S. and Martinson, I., *J. Opt. Soc. Am.*, 61, 1686, 1971.
12. Beacham, J. R., Ph.D. thesis, Purdue University, 1970.
13. Benschop, H., Joshi, Y. N., and van Kleef, T. A. M., *Can. J. Phys.*, 53, 700, 1975.
14. Berry, H. G., Bromander, J., and Buchta, R., *Phys. Scr.*, 1, 181, 1970.
15. Berry, H. G., Bromander, J., Martinson, I., and Buchta, R., *Phys. Scr.*, 3, 63, 1971.
16. Berry, H. G., Desesquelles, J., and Dufay, M., *Phys. Rev. Sect. A*, 6, 600, 1972.
17. Berry, H. G., Desesquelles, J., and Dufay, M., *Nucl. Instrum. Methods*, 110, 43, 1973.
18. Berry, H. G., Pinnington, E. H., and Subtil, J. L., *J. Opt. Soc. Am.*, 62, 767, 1972.
19. Bidelman, W. P. and Corliss, C. H., *Astrophys. J.*, 135, 968, 1962.
20. Bloch, L. and Bloch, E., *Ann. Phys. (Paris)*, 10(11), 141, 1929.
21. Bloch, L., Bloch, E., and Felici, N., *J. Phys. Radium*, 8, 355, 1937.
22. Bockasten, K., *Ark. Fys.*, 9, 457, 1955.
23. Bockasten, K., Hallin, R., Johansson, K. B., and Tsui, P., *Phys. Lett. (Netherlands)*, 8, 181, 1964.
24. Bockasten, K. and Johansson, K. B., *Ark. Fys.*, 38, 563, 1969.
25. Borgstrom, A., *Ark. Fys.*, 38, 243, 1968.
26. Borgstrom, A., *Phys. Scr.*, 3, 157, 1971.
27. Bowen, I. S., *Phys. Rev.*, 29, 231, 1927.
28. Bowen, I. S., *Phys. Rev.*, 31, 34, 1928.
29. Bowen, I. S., *Phys. Rev.*, 39, 8, 1932.
30. Bowen, I. S., *Phys. Rev.*, 45, 401, 1934.
31. Bowen, I. S., *Phys. Rev.*, 46, 377, 1934.
32. Bowen, I. S., *Phys. Rev.*, 46, 791, 1934.
33. Boyce, J. C., *Phys. Rev.*, 49, 730, 1936.
34. Boyce, J. C. and Robinson, H. A., *J. Opt. Soc. Am.*, 26, 133, 1936.
35. Bozman, W. R., Meggers, W. F., and Corliss, C. H., *J. Res. Natl. Bur. Stand. Sect. A*, 71, 547, 1967.
36. Bromander, J., *Ark. Fys.*, 40, 257, 1969.
37. Bromander, J. and Buchta, R., *Phys. Scr.*, 1, 184, 1970.
38. Brown, C. M. and Ginter, M. L., *J. Opt. Soc. Am.*, 68, 243, 1978.
39. Brown, C. M., Tilford, S. G., and Ginter, M. L., *J. Opt. Soc. Am.*, 65, 1404, 1975.
40. Bryant, B. W., *Johns Hopkins Spectroscopic Report No. 21*, 1961.
41. Buchet, J. P., Buchet-Poulizac, M. C., Berry, H. G., and Drake, G. W. F., *Phys. Rev. Sect. A*, 7, 922, 1973.
42. Budhiraja, C. J. and Joshi, Y. N., *Can. J. Phys.*, 49, 391, 1971.
43. Burns, K. and Adams, K. B., *J. Opt. Soc. Am.*, 42, 56, 1952.
44. Burns, K. and Adams, K. B., *J. Opt. Soc. Am.*, 46, 94, 1956.
45. Burns, K., Adams, K. B., and Longwell, J., *J. Opt. Soc. Am.*, 40, 339, 1950.
46. Callahan, W. R., Ph.D. thesis, Johns Hopkins University, 1962.
47. Charles, G. W., *J. Opt. Soc. Am.*, 56, 1292, 1966.
48. Charles, G. W., Hunt, D. J., Pish, G., and Timma, D. L., *J. Opt. Soc. Am.*, 45, 869, 1955.
49. Codling, K., *Proc. Phys. Soc.*, 77, 797, 1961.
50. Comite Consultatif Pour La Definition du Metre, *J. Phys. Chem. Ref. Data*, 3, 852, 1974.
51. Conway, J. G., Blaise, J., and Verges, J., *Spectrochim. Acta Part B*, 31, 31, 1976.
52. Conway, J. G., Worden, E. F., Blaise, J., and Verges, J., *Spectrochim. Acta Part B*, 32, 97, 1977.
53. Conway, J. G., Worden, E. F., Blaise, J., Camus, P., and Verges, J., *Spectrochim. Acta Part B*, 32, 101, 1977.
54. Crooker, A. M., *Can. J. Res. Sect. A*, 14, 115, 1936.
55. Crooker, A. M. and Dick, K. A., *Can. J. Phys.*, 46, 1241, 1968.
56. Crosswhite, H. M., *J. Res. Natl. Bur. Stand. Sect. A*, 79, 17, 1975.
58. Crosswhite, H. M. and Dieke, G. H., *American Institute of Physics Handbook*, Section 7, 1972.
59. de Bruin, T. L., *Z. Phys.*, 38, 94, 1926.
60. de Bruin, T. L., *Z. Phys.*, 53, 658, 1929.
61. de Bruin, T. L., Humphreys, C. J., and Meggers, W. F., *J. Res. Natl. Bur. Stand.*, 11, 409, 1933.
62. Dick, K. A., *J. Opt. Soc. Am.*, 64, 702, 1973.
63. Dobbie, J. C., *Ann. Solar Phys. Observ. (Cambridge)*, 5, 1, 1938.
64. Earls, L. T. and Sawyer, R. A., *Phys. Rev.*, 47, 115, 1935.
65. Edlen, B., *Z. Phys.*, 85, 85, 1933.
66. Edlen, B., *Nova Acta Reglae Soc. Sci. Ups.*, (IV) 9, No. 6, 1934.
67. Edlen, B., *Z. Phys.*, 93, 726, 1935.
68. Edlen, B., *Z. Phys.*, 94, 47, 1935.
69. Edlen, B., *Rep. Prog. Phys.*, 26, 181, 1963.
70. Edlen, B. and Risberg, P., *Ark. Fys.*, 10, 553, 1956.
71. Edlen, B. and Swings, P., *Astrophys. J.*, 95, 532, 1942.
72. Ehrhardt, J. C. and Davis, S. P., *J. Opt. Soc. Am.*, 61, 1342, 1971.
73. Eidelsberg, M., *J. Phys. B*, 5, 1031, 1972.
74. Eidelsberg, M., *J. Phys. B*, 7, 1476, 1974.
75. Ekberg, J. O. and Svensson, L. A., *Phys. Scr.*, 2, 283, 1970.
76. Ekefors, E., *Z. Phys.*, 71, 53, 1931.
77. Epstein, G. L. and Reader, J., *J. Opt. Soc. Am.*, 65, 310, 1975.
78. Epstein, G. L. and Reader, J., *J. Opt. Soc. Am.*, 66, 590, 1976.
79. Epstein, G. L. and Reader, J., unpublished.
80. Eriksson, K. B. S., *Phys. Lett. A*, 41, 97, 1972.
81. Eriksson, K. B. S. and Isberg, H. B. S., *Ark. Fys.*, 23, 527, 1963.
82. Eriksson, K. B. S. and Wenaker, I., *Phys. Scr.*, 1, 21, 1970.
83. Esteva, J. M. and Mehlman, G., *Astrophys. J.*, 193, 747, 1974.
84. Even-Zohar, M. and Fraenkel, B. S., *J. Phys. B*, 5, 1596, 1972.
85. Fawcett, B. C., *J. Phys. B*, 3, 1732, 1970.
86. Fawcett, B. C., Culham Laboratory Report ARU-R4, 1971.
87. Ferner, E., *Ark. Mat. Astron. Fys.*, 28(A), 4, 1941.
88. Fischer, R. A., Knopf, W. C., and Kinney, F. E., *Astrophys. J.*, 130, 683, 1959.
89. Fowler, A., *Report on Series in Line Spectra*, Fleetway Press, London, 1922.
90. Fowles, G. R., *J. Opt. Soc. Am.*, 44, 760, 1954.
91. Fred, M., *Argonne Natl. Lab.*, unpublished, 1977.
92. Fred, M. and Tomkins, F. S., *J. Opt. Soc. Am.*, 47, 1076, 1957.
93. Fred, M., Tomkins, F. S., Blaise, J. E., Camus, P., and Verges, J., Argonne National Laboratory Report No. 76-68, 1976.
94. Garcia, J. D. and Mack, J. E., *J. Opt. Soc. Am.*, 55, 654, 1965.
96. Giacchetti, A., *Argonne Natl. Lab.*, unpublished, 1975.
97. Giacchetti, A., Blaise, J., Corliss, C. H., and Zalubas, R., *J. Res. Natl. Bur. Stand. Sect. A*, 78, 247, 1974.
98. Giacchetti, A., Stanley, R. W., and Zalubas, R., *J. Opt. Soc. Am.*, 69, 474, 1970.
99. Gilbert, W. P., *Phys. Rev.*, 47, 847, 1935.
100. Gilroy, H. T., *Phys. Rev.*, 38, 2217, 1931.
101. Glad, S., *Ark. Fys.*, 10, 291, 1956.
102. Goldsmith, S., *J. Phys. B*, 2, 1075, 1969.
103. Goorvitch, D., Mehlman-Balloffet, G., and Valero, F. P. J., *J. Opt. Soc. Am.*, 60, 1458, 1970.
104. Goorvitch, D. and Valero, F. P. J., *Astrophys. J.*, 171, 643, 1972.
105. Green, L. C., *Phys. Rev.*, 55, 1209, 1939.
106. Gutman, F., *Diss. Abstr. Int. B*, 31, 363, 1970.
107. Hallin, R., *Ark. Fys.*, 31, 511, 1966.
108. Hallin, R., *Ark. Fys.*, 32, 201, 1966.
109. Hansen, J. E. and Persson, W., *J. Opt. Soc. Am.*, 64, 696, 1974.
110. Hansen, J. E. and Persson, W., *Phys. Scr.*, 13, 166, 1976.
111. Hellintin, P., *Phys. Scr.*, 13, 155, 1976.
112. Herzberg, G. and Moore, H. R., *Can. J. Phys.*, 37, 1293, 1959.
113. Hetzler, C. W., Boreman, R. W., and Burns, K., *Phys. Rev.*, 48, 656, 1935.
114. Holmstrom, J. E. and Johansson, L., *Ark. Fys.*, 40, 133, 1969.

115. Hontzeas, S., Martinson, I., Erman, P., and Buchta, R., *Nucl. Instrum. Methods*, 110, 51, 1973.
116. Humphreys, C. J., *J. Res. Natl. Bur. Stand.*, 22, 19, 1939.
117. Humphreys, C. J., *J. Opt. Soc. Am.*, 43, 1027, 1953.
118. Humphreys, C. J., *J. Phys. Chem. Ref. Data*, 2, 519, 1973.
119. Humphreys, C. J. and Andrew, K. L., *J. Opt. Soc. Am.*, 54, 1134, 1964.
120. Humphreys, C. J. and Meggers, W. F., *J. Res. Natl. Bur. Stand.*, 10, 139, 1933.
121. Humphreys, C. J. and Paul, E., Jr., *J. Opt. Soc. Am.*, 60, 200, 1970.
122. Humphreys, C. J. and Paul, E., Jr., *J. Opt. Soc. Am.*, 62, 432, 1972.
123. Humphreys, C. J., Paul, E., Jr., Cowan, R. D., and Andrew, K. L., *J. Opt. Soc. Am.*, 57, 855, 1967.
124. Humphreys, C. J., Paul, E., Jr., and Minnhagen, L., *J. Opt. Soc. Am.*, 61, 110, 1971.
125. Iglesias, L., Inst. of Optics, Madrid, unpublished, 1977.
126. Iglesias, L. and Velasco, R., *Publ. Inst. Opt. Madrid*, No. 23, 1964.
127. Isberg, B., *Ark. Fys.*, 35, 551, 1967.
128. Johannesson, G. A., Lundstrom, T., and Minnhagen, L., *Phys. Scr.*, 6, 129, 1972.
129. Johannesson, G. A. and Lundstrom, T., *Phys. Scr.*, 8, 53, 1973.
130. Johansson, I. *Ark. Fys.*, 20, 135, 1961.
131. Johansson, I. and Contreras, R., *Ark. Fys.*, 37, 513, 1968.
132. Johansson, I. and Litzen, U., *Ark. Fys.*, 34, 573, 1967.
133. Johansson, I. and Svensson, K. E., *Ark. Fys.*, 16, 353, 1960.
134. Johansson, L., *Ark. Fys.*, 20, 489, 1961.
135. Johansson, L., *Ark. Fys.*, 23, 119, 1963.
136. Johansson, S. and Litzen, U., *Phys. Scr.*, 6, 139, 1972.
137. Johansson, S. and Litzen, U., *Phys. Scr.*, 8, 43, 1973.
138. Johansson, S. and Litzen, U., *Phys. Scr.*, 10, 121, 1974.
139. Joshi, Y. N., St. Francis Xavier Univ., Nova Scotia, unpublished.
140. Joshi, Y. N., Bhatia, K. S., and Jones, W. E., *Sci. Light Tokyo*, 21, 113, 1972.
141. Joshi, Y. N., Bhatia, K. S., and Jones, W. E., *Spectrochim. Acta Part B*, 28, 149, 1973.
142. Joshi, Y. N. and Budhiraja, C. J., *Can. J. Phys.*, 49, 670, 1971.
143. Joshi, Y. N. and van Kleef, T. A. M., *Can. J. Phys.*, 52, 1891, 1974.
144. Kaufman, V., *Natl. Bur. Stand.*, unpublished.
145. Kaufman, V., *J. Opt. Soc. Am.*, 52, 866, 1962.
146. Kaufman, V., Artru, M. C., and Brillat, W. U. L., *J. Opt. Soc. Am.*, 64, 197, 1974.
147. Kaufman, V. and Humphreys, C. J., *J. Opt. Soc. Am.*, 59, 1614, 1969.
148. Kaufman, V. and Sugar, J., *J. Opt. Soc. Am.*, 61, 1693, 1971.
149. Kaufman, V. and Sugar, J., *J. Res. Natl. Bur. Stand. Sect. A*, 71, 583, 1967.
150. Kelly, R. L. and Palumbo, L. J., *Naval Research Laboratory Report 7599*, Washington, DC., 1973.
151. Kielkopf, J. F., *Univ. of Louisville*, unpublished, 1975.
152. Kielkopf, J. F., *Univ. of Louisville*, unpublished, 1976.
153. Kiess, C. C. and Corliss, C. H., *J. Res. Natl. Bur. Stand. Sect. A*, 63, 1, 1959.
154. Kleiman, H., *J. Opt. Soc. Am.*, 52, 441, 1962.
155. Eriksson, K. B., Johansson, I., and Norlen, G., *Ark. Fys.*, 28, 233, 1964.
156. Klinkenberg, P. F. A., *Physica*, 15, 774, 1949.
157. Klinkenberg, P. F. A., *Physica*, 16, 618, 1950.
158. Krishnamurty, S. G., *Proc. Phys. Soc. London*, 48, 277, 1936.
159. Kruger, P. G. and Gilroy, H. T., *Phys. Rev.*, 48, 720, 1935.
160. Kruger, P. G. and Pattin, H. S., *Phys. Rev.*, 52, 621, 1937.
161. Lacroute, P., *Ann. Phys. (Paris)*, 3, 5, 1935.
162. Lang, R. J., *Phys. Rev.*, 30, 762, 1927.
163. Lang, R. J., *Phys. Rev.*, 32, 737, 1928.
164. Lang, R. J., *Phys. Rev.*, 35, 445, 1930.
165. Lang, R. J., *Can. J. Res. Sect. A*, 14, 43, 1936.
166. Lang, R. J., *Can. J. Res. Sect. A*, 14, 127, 1936.
167. Lang, R. J. and Vestine, E. H., *Phys. Rev.*, 42, 233, 1932.
168. Li, H. and Andrew, K. L., *J. Opt. Soc. Am.*, 61, 96, 1971.
169. Liden, K., *Ark. Fys.*, 1, 229, 1949.
170. Litzen, U., *Ark. Fys.*, 28, 239, 1965.
171. Litzen, U., *Phys. Scr.*, 1, 251, 1970.
172. Litzen, U., *Phys. Scr.*, 1, 253, 1970.
173. Litzen, U., *Phys. Scr.*, 2, 103, 1970.
174. Litzen, U. and Verges, I., *Phys. Scr.*, 13, 240, 1976.
175. Lofstrand, B., *Phys. Scr.*, 8, 57, 1973.
176. Luc-Koenig, E., Morillon, C., and Verges, J., *Phys. Scr.*, 12, 199, 1975.
177. Lundstrom, T., *Phys. Scr.*, 7, 62, 1973.
178. Lundstrom, T. and Minnhagen, L., *Phys. Scr.*, 5, 243, 1972.
179. Magnusson, C. E. and Zetterberg, P. O., *Phys. Scr.*, 10, 177, 1974.
180. Magnusson, C. E., and Zetterberg, P. O., *Phys. Scr.*, 15, 237, 1977.
181. Martin, D. C., *Phys. Rev.*, 48, 938, 1935.
182. Svendenius, N., *Phys. Scr.*, 22, 240, 1980.
183. Martin, W. C., *J. Res. Natl. Bur. Stand. Sect. A*, 64, 19, 1960.
184. Martin, W. C. and Corliss, C. H., *J. Res. Natl. Bur. Stand. Sect. A*, 64, 443, 1960.
185. Martin, W. C. and Kaufman, V., *J. Res. Natl. Bur. Stand. Sect. A*, 74, 11, 1970.
186. Martin, W. C. and Kaufman, V., *J. Opt. Soc. Am.*, 60, 1096, 1970.
187. McCormick, W. W. and Sawyer, R. A., *Phys. Rev.*, 54, 71, 1938.
188. McLaughlin, R., *J. Opt. Soc. Am.*, 54, 965, 1964.
189. McLennan, J. C., McLay, A. B., and Crawford, M. F., *Proc. R. Soc. London Ser. A*, 134, 41, 1931.
190. Meissner, K. W., *Z. Phys.*, 39, 172, 1926.
191. Meggers, W. F., *J. Res. Natl. Bur. Stand.*, 24, 153, 1940.
192. Meggers, W. F. and Corliss, C. H., *J. Res. Natl. Bur. Stand. Sect. A*, 70, 63, 1966.
193. Meggers, W. F., Fred, M., and Tomkins, F. S., *J. Res. Natl. Bur. Stand.*, 58, 297, 1957.
194. Meggers, W. F. and Humphreys, C. J., *J. Res. Natl. Bur. Stand.*, 28, 463, 1942.
195. Meggers, W. F. and Murphy, R. J., *J. Res. Natl. Bur. Stand.*, 48, 334, 1952.
196. Meggers, W. F., Scribner, B. F., and Bozman, W. R., *J. Res. Natl. Bur. Stand.*, 46, 85, 1951.
197. Meggers, W. F., Shenstone, A. G., and Moore, C. E., *J. Res. Natl. Bur. Stand.*, 45, 346, 1950.
198. Mehlman, G. and Esteva, J. M., *Astrophys. J.*, 188, 191, 1974.
199. Meinders, E., *Physica*, 84(C), 117, 1976.
200. Sansonetti, C. J., Dissertation, Purdue University, 1981.
201. Sansonetti, C. J., *Natl. Bur. Stand. (U.S.)*, unpublished.
202. Millikan, R. A. and Bowen, I. S., *Phys. Rev.*, 25, 600, 1925.
203. Minnhagen, L., *J. Opt. Soc. Am.*, 61, 1257, 1925.
204. Minnhagen, L., *J. Opt. Soc. Am.*, 63, 1185, 1973.
205. Minnhagen, L., *Phys. Scr.*, 11, 38, 1975.
206. Minnhagen, L., *J. Opt. Soc. Am.*, 66, 659, 1976.
207. Minnhagen, L. and Nietsche, H., *Phys. Scr.*, 5, 237, 1972.
208. Minnhagen, L., Strihed, H., and Petersson, B., *Ark. Fys.*, 39, 471, 1969.
209. Moore, C. E., *Natl. Bur. Stand. (U.S.) Circ.*, 488, 1950.
210. Moore, C. E., *Revised Multiplet Table*, Princeton University Observatory No. 20, 1945.
211. Moore, C. E., National Standard Reference Data Series - National Bureau of Standards 3, Sect. 3, 1970.
212. Moore, C. E., National Standard Reference Data Series - National Bureau of Standards 3, Sect. 4, 1971.
213. Moore, C. E., National Standard Reference Data Series - National Bureau of Standards 3, Sect. 5, 1975.
214. Moore, C. E., National Standard Reference Data Series - National Bureau of Standards 3, Sect. 6, 1972.
215. Moore, C. E., National Standard Reference Data Series - National Bureau of Standards 3, Sect. 7, 1975.
216. Morillon, C. and Verges, J., *Phys. Scr.*, 10, 227, 1974.
217. Newsom, G. H., *Astrophys. J.*, 166, 243, 1971.
218. Newsom, G. H., O'Connor, S., and Learner, R. C. M., *J. Phys. B*, 6, 2162, 1973.
219. Norlen, G., *Phys. Scr.*, 8, 249, 1973.
220. Odabasi, H., *J. Opt. Soc. Am.*, 57, 1459, 1967.
221. Olme, A., *Ark. Fys.*, 40, 35, 1969.
222. Olme, A., *Phys. Scr.*, 1, 256, 1970.
223. Johannesson, S., and Litzen, U., *J. Opt. Soc. Am.*, 61, 1427, 1971.
224. Palenius, H. P., *Ark. Fys.*, 39, 15, 1969.
225. Palenius, H. P., *Phys. Scr.*, 1, 113, 1970.
226. Palenius, H. P., *Univ. of Lund, Sweden*, unpublished.
227. Paschen, F., *Ann. Phys.*, Series 5, 12, 509, 1932.
228. Paschen, F. and Ritschl, R., *Ann. Phys.*, Series 5, 18, 867, 1933.

229. Peck, E. R., Khanna, B. N., and Anderholm, N. C., *J. Opt. Soc. Am.*, 52, 53, 1962.
230. Persson, W., *Phys. Scr.*, 3, 133, 1971.
231. Persson, W. and Valind, S., *Phys. Scr.*, 5, 187, 1972.
232. Petersson, B., *Ark. Fys.*, 27, 317, 1964.
233. Phillips, L. W. and Parker, W. L., *Phys. Rev.*, 60, 301, 1941.
234. Platt, J. R. and Sawyer, R. A., *Phys. Rev.*, 60, 866, 1941.
235. Plyer, E. K., Blaine, L. R., and Tidwell, E., *J. Res. Natl. Bur. Stand.*, 55, 279, 1955.
236. Poppe, R., van Kleef, T. A. M., and Raassen, A. J. J., *Physica*, 77, 165, 1974.
237. Radziemski, L. J., Jr and Andrew, K. L., *J. Opt. Soc. Am.*, 55, 474, 1965.
238. Radziemski, L. J., Jr and Kaufman, V., *J. Opt. Soc. Am.*, 59, 424, 1969.
239. Radziemski, L. J., Jr and Kaufman, V., *J. Opt. Soc. Am.*, 64, 366, 1974.
240. Ramanadham, R. and Rao, K. R., *Indian J. Phys.*, 18, 317, 1944.
241. Ramb, R., *Ann. Phys.*, 10, 311, 1931.
242. Rank, D. H., Bennett, J. M., and Bennett, H. E., *J. Opt. Soc. Am.*, 40, 477, 1950.
243. Rao, A. S. and Krishnamurty, S. G., *Proc. Phys. Soc. London*, 46, 531, 1943.
244. Rao, K. R., *Proc. R. Soc. London, Ser. A*, 134, 604, 1932.
245. Rao, K. R. and Badami, J. S., *Proc. R. Soc. London Ser. A*, 131, 154, 1931.
246. Rao, K. R. and Krishnamurty, S. G., *Proc. R. Soc. London Ser. A*, 161, 38, 1937.
247. Rao, K. R. and Murti, S. G. K., *Proc. R. Soc. London Ser. A*, 145, 681, 1934.
248. Rao, Y. B., *Indian J. Phys.*, 32, 497, 1958.
249. Rao, Y. B., *Indian J. Phys.*, 33, 546, 1959.
250. Rao, Y. B., *Indian J. Phys.*, 35, 386, 1961.
251. Rasmussen, E., *Z. Phys.*, 80, 726, 1933.
252. Rasmussen, E., *Z. Phys.*, 83, 404, 1933.
253. Rasmussen, E., *Z. Phys.*, 86, 24, 1934.
254. Rasmussen, E., *Z. Phys.*, 87, 607, 1934.
255. Rasmussen, E., *Phys. Rev.*, 57, 840, 1940.
256. Rau, A. S. and Narayan, A. L., *Z. Phys.*, 59, 687, 1930.
257. Reader, J., *J. Opt. Soc. Am.*, 65, 286, 1975.
258. Reader, J., *J. Opt. Soc. Am.*, 65, 988, 1975.
259. Reader, J., *J. Opt. Soc. Am.*, 73, 349, 1983.
260. Reader, J. and Davis, S., *J. Res. Natl. Bur. Stand. Sect. A*, 71, 587, 1967, and unpublished.
261. Reader, J. and Ekberg, J. O., *J. Opt. Soc. Am.*, 62, 464, 1972.
262. Reader, J. and Epstein, G. L., *J. Opt. Soc. Am.*, 62, 1467, 1972.
263. Reader, J. and Epstein, G. L., *J. Opt. Soc. Am.*, 65, 638, 1975.
264. Reader, J. and Epstein, G. L., *Natl. Bur. Stand.*, unpublished.
265. Reader, J., Epstein, G. L., and Ekberg, J. O., *J. Opt. Soc. Am.*, 62, 273, 1972.
266. Kaufman, V., *Phys. Scr.*, 26, 439, 1982.
267. Ricard, R., Givord, M., and George, F., *C. R. Acad. Sci. Paris*, 205, 1229, 1937.
268. Risberg, P., *Ark. Fys.*, 10, 583, 1956.
269. Risberg, G., *Ark. Fys.*, 28, 381, 1965.
270. Risberg, G., *Ark. Fys.*, 37, 231, 1968.
271. Robinson, H. A., *Phys. Rev.*, 49, 297, 1936.
272. Robinson, H. A., *Phys. Rev.*, 50, 99, 1936.
273. Ross, C. B., Jr, Doctoral dissertation, Purdue University, 1969.
274. Ross, C. B., Wood, D. R., and Scholl, P. S., *J. Opt. Soc. Am.*, 66, 36, 1976.
275. Ruedy, J. E. and Gibbs, R. C., *Phys. Rev.*, 46, 880, 1934.
276. Russell, H. N., King, R. B., and Moore, C. E., *Phys. Rev.*, 58, 407, 1940.
277. Russell, H. N. and Moore, C. E., *J. Res. Natl. Bur. Stand.*, 55, 299, 1955.
278. Russell, H. N., Moore, C. E., and Weeks, D. W., *Trans. Am. Philos. Soc.*, 34(2), 111, 1944.
279. Saunders, F., Schneider, E., and Buckingham, E., *Proc. Natl. Acad. Sci.*, 20, 291, 1934.
280. Sawyer, R. A. and Humphreys, C. J., *Phys. Rev.*, 32, 583, 1928.
281. Sawyer, R. A. and Lang, R. J., *Phys. Rev.*, 34, 712, 1929.
282. Sawyer, R. A. and Paschen, F., *Ann. Phys.*, 84(4), 1, 1927.
283. Scholl, P. S., M.S. thesis, Wright State Univ., 1975.
284. Schurmann, D., *Z. Phys.*, 17, 4, 1975.
285. Segulier, J., *C. R. Acad. Sci. Paris*, 256, 1703, 1963.
286. Shenstone, A. G., *Phys. Rev.*, 31, 317, 1928.
287. Shenstone, A. G., *Phys. Rev.*, 32, 30, 1928.
288. Shenstone, A. G., *Trans. R. Soc. London*, 237(A), 57, 1938.
289. Shenstone, A. G., *Phys. Rev.*, 57, 894, 1940.
290. Shenstone, A. G., *Philos. Trans. R. Soc. London Ser. A*, 241, 297, 1948.
291. Shenstone, A. G., *Can. J. Phys.*, 38, 677, 1960.
292. Shenstone, A. G., *Proc. R. Soc. London*, 261(A), 153, 1961.
293. Shenstone, A. G., *Proc. R. Soc. London*, 276(A), 293, 1963.
294. Shenstone, A. G., *J. Res. Natl. Bur. Stand. Sect. A*, 74, 801, 1970.
295. Shenstone, A. G., *J. Res. Natl. Bur. Stand. Sect. A*, 79, 497, 1975.
296. Shenstone, A. G. and Pittenger, J. T., *J. Opt. Soc. Am.*, 39, 219, 1949.
297. Smith, S., *Phys. Rev.*, 36, 1, 1930.
298. Smitt, R., *Phys. Scr.*, 8, 292, 1973.
299. Soderqvist, J., *Ark. Mat. Astronom. Fys.*, 32(A), 1, 1946.
300. Sommer, L. A., *Ann. Phys.*, 75, 163, 1924.
301. Spector, N., *J. Opt. Soc. Am.*, 63, 358, 1973.
302. Spector, N. and Sugar, J., *J. Opt. Soc. Am.*, 66, 436, 1976.
303. Steinhaus, D. W., Radziemski, L. J., Jr, and Blaise, J., *Los Alamos Sci. Lab.*, unpublished, 1975.
304. Subbaraya, T. S., *Z. Phys.*, 78, 541, 1932.
305. Sugar, J., *J. Opt. Soc. Am.*, 55, 33, 1965.
306. Sugar, J., *J. Res. Natl. Bur. Stand. Sect. A*, 73, 333, 1969.
307. Sugar, J., *J. Opt. Soc. Am.*, 60, 454, 1970.
308. Sugar, J., *J. Res. Natl. Bur. Stand. Sect. A*, 78, 555, 1974.
309. Sugar, J. and Kaufman, V., *J. Opt. Soc. Am.*, 55, 1283, 1965.
310. Sugar, J. and Kaufman, V., *J. Opt. Soc. Am.*, 62, 562, 1972.
311. Sugar, J., Kaufman, V., and Spector, N., *J. Res. Natl. Bur. Stand., Sect. A*, 83, 233, 1978.
312. Sugar, J. and Spector, N., *J. Opt. Soc. Am.*, 64, 1484, 1974.
313. Sullivan, F. J., *Univ. Pittsburgh Bull.*, 35, 1, 1938.
314. Svensson, L. A. and Ekberg, J. O., *Ark. Fys.*, 37, 65, 1968.
315. Swensson, J. W. and Risberg, G., *Ark. Fys.*, 31, 237, 1966.
316. Tech, J. L., *J. Res. Natl. Bur. Stand. Sect. A*, 67, 505, 1963.
317. Tech, J. L. and Ward, J. F., *Phys. Rev. Lett.*, 27, 367, 1971.
318. Tilford, S. G., *J. Opt. Soc. Am.*, 53, 1051, 1963.
319. Toresson, Y. G., *Ark. Fys.*, 17, 179, 1960.
320. Toresson, Y. G., *Ark. Fys.*, 18, 389, 1960.
321. Toresson, Y. G. and Edlen, B., *Ark. Fys.*, 23, 117, 1963.
322. Tsiens, W. Z., *Chin. J. Phys.*, 5, 117, 1939.
323. van Deurzen, C. H. H., Conway, J., and Davis, S. P., *J. Opt. Soc. Am.*, 63, 158, 1973.
324. van Kleef, T. A. M., Raassen, A. J. J., and Joshi, Y. N., *Physica*, 84(C), 401, 1976.
325. Sansonetti, C. J., Andrew, K. L., and Verges, J., *J. Opt. Soc. Am.*, 71, 423, 1981.
326. Wheatley, M. A. and Sawyer, R. A., *Phys. Rev.*, 61, 591, 1942.
327. Wilkinson, P. G., *J. Opt. Soc. Am.*, 45, 862, 1955.
328. Wilkinson, P. G. and Andrew, K. L., *J. Opt. Soc. Am.*, 53, 710, 1963.
329. Wood, D. and Andrew, K. L., *J. Opt. Soc. Am.*, 58, 818, 1968.
330. Wood, D. R., Ron, C. B., Scholl, P. S., and Hoke, M., *J. Opt. Soc. Am.*, 64, 1159, 1974.
331. Worden, E. F. and Conway, J. G., *Lawrence Livermore Lab.*, unpublished, 1977.
332. Worden, E. F., Hulet, E. K., Gutmacher, R. G., Conway, J. G., *At. Data Nucl. Data Tables*, 18, 459, 1976.
333. Worden, E. F., Loughheed, R. W., Gutmacher, R. G., and Conway, J. G., *J. Opt. Soc. Am.*, 64, 77, 1974.
334. Wu, C. M., Ph.D. thesis, University of British Columbia, 1971.
335. Zaidel, A. N., Prokofev, V. K., Raikii, S. M., Slavnyi, V. A., and Schreider, E. Y., *Tables of Spectral Lines*, 3rd ed., Plenum, New York, 1970.
336. Zetterberg, P. O. and Magnusson, C. E., *Phys. Scr.*, 15, 189, 1977.
337. Sugar, J., *J. Opt. Soc. Am.*, 55, 1058, 1965.
338. Sugar, J., *J. Opt. Soc. Am.*, 61, 727, 1971.
339. Worden, E. F., and Conway, J. G., *At. Data Nucl. Data Tables*, 22, 329, 1978.
340. Kaufman, V. and Edlen, B., *J. Phys. Chem. Ref. Data*, 3, 825, 1974.
341. Lang, R. J., *Phys. Rev.*, 34, 697, 1929.
342. Ryabtsev, A. N., *Opt. Spectros.*, 39, 455, 1975.

343. Foster, E. W., *Proc. R. Soc. London*, 200(A), 429, 1950.
 344. Morillon, C. and Verges, J., *Phys. Scr.*, 12, 129, 1975.
 345. Ruedy, J. E., *Phys. Rev.*, 41, 588, 1932.
 346. McLennan, J. C., McLay, A. B., and McLeod, J. H., *Philos. Mag.*, 4, 486, 1927.
 347. Handrup, M. B. and Mack, J. E., *Physica*, 30, 1245, 1964.
 348. Clearman, H. E., *J. Opt. Soc. Am.*, 42, 373, 1952.
 349. Paschen, F., *Ann. Physik*, 424, 148, 1938.
 350. Paschen, F. and Campbell, J. S., *Ann. Phys.*, 31(5), 29, 1938.
 351. Nodwell, R., *Univ. of British Columbia, Vancouver*, unpublished, 1955.
 352. Gibbs, R. C. and White, H. E., *Phys. Rev.*, 31, 776, 1928.
 353. Green, M., *Phys. Rev.*, 60, 117, 1941.
 354. Ellis, C. B. and Sawyer, R. A., *Phys. Rev.*, 49, 145, 1936.
 355. McLennan, J. C., McLay, A. B., and Crawford, M. F., *Proc. R. Soc. London Ser. A*, 125, 50, 1929.
 356. Mack, J. E. and Fromer, M., *Phys. Rev.*, 48, 346, 1935.
 357. Humphreys, C. J. and Paul, E., U.S. Nav. Ord. Lab., Navord Rep. 4589, 25, 1956.
 358. Walters, F. M., *Sci. Pap. Bur. Stand.*, 17, 161, 1921.
 359. Crawford, M. F. and McLay, A. B., *Proc. R. Soc. London Ser. A*, 143, 540, 1934.
 360. McLay, A. D. and Crawford, M. F., *Phys. Rev.*, 44, 986, 1933.
 361. Schoepfle, G. K., *Phys. Rev.*, 47, 232, 1935.
 362. Acquista, N., and Reader, J., *J. Opt. Soc. Am.*, 70, 789, 1980.
 363. Benschop, H., Joshi, Y. N., and van Kleef, T. A. M., *Can. J. Phys.*, 53, 498, 1975.
 364. Bockasten, K., Hallin, R., and Hughes, T. P., *Proc. Phys. Soc.*, 81, 522, 1963.
 365. Boyce, J. C., *Phys. Rev.*, 46, 378, 1934.
 366. Boyce, J. C., *Phys. Rev.*, 47, 718, 1935.
 367. Boyce, J. C., *Phys. Rev.*, 48, 396, 1935.
 368. Boyce, J. C., *Phys. Rev.*, 49, 351, 1936.
 369. Corliss, C. H. and Meggers, W. F., *J. Res. Natl. Bur. Stand.*, 61, 269, 1958.
 370. Crooker, A. M. and Dick, K. A., *Can. J. Phys.*, 42, 766, 1964.
 371. De Bruin, T. L., *Z. Physik*, 77, 505, 1932.
 372. De Bruin, T. L., *Proc. Roy. Acad. Amsterdam*, 36, 727, 1933.
 373. De Bruin, T. L., *Zeeman Verhandelingen*, (The Hague), 1935, p. 415.
 374. De Bruin, T. L., *Physica*, 3, 809, 1936.
 375. De Bruin, T. L., *Proc. Roy. Acad. Amsterdam*, 40, 339, 1937.
 376. Dick, K. A., *Can. J. Phys.*, 46, 1291, 1968.
 377. Dick, K. A., unpublished, 1978.
 378. Edlen, B. and Swensson, J. W., *Phys. Scr.*, 12, 21, 1975.
 379. Ekberg, J. O., *Phys. Scr.*, 7, 55, 1973.
 380. Ekberg, J. O., *Phys. Scr.*, 7, 59, 1973.
 381. Ekberg, J. O., *Phys. Scr.*, 12, 42, 1975.
 382. Ekberg, J. O. and Edlen, B., *Phys. Scr.*, 18, 107, 1978.
 383. Eliason, A. Y., *Phys. Rev.*, 43, 745, 1933.
 384. Gallardo, M., Massone, C. A., Tagliaferri, A. A., Garavaglia, M., and Persson, W., *Phys. Scr.*, 19, 538, 1979.
 385. Garcia-Riquelme, O., *Optica Pura Y Aplicada*, 1, 53, 1968.
 386. Gibbs, R. C., Vieweg, A. M., and Gartlein, C. W., *Phys. Rev.*, 34, 406, 1929.
 387. Gilbert, W. P., *Phys. Rev.*, 48, 338, 1935.
 388. Goldsmith, S. and Kaufman, A. S., *Proc. Phys. Soc.*, 81, 544, 1963.
 389. Hermansdorfer, H., *J. Opt. Soc. Am.*, 62, 1149, 1972.
 390. Humphreys, C. J., *Phys. Rev.*, 47, 712, 1935.
 391. Humphreys, C. J., *J. Res. Natl. Bur. Stand.*, 16, 639, 1936.
 392. Iglesias, L., *J. Opt. Soc. Am.*, 45, 856, 1955.
 393. Iglesias, L., *J. Res. Natl. Bur. Stand.*, 64A, 481, 1960.
 394. Iglesias, L., *Anales Fisica Y Quimica*, 58A, 191, 1962.
 395. Iglesias, L., *J. Res. Natl. Bur. Stand.*, 70A, 465, 1966.
 396. Iglesias, L., *Can. J. Phys.*, 44, 895, 1966.
 397. Iglesias, L., *J. Res. Natl. Bur. Stand.*, 72A, 295, 1968.
 398. Joshi, Y. N., *Can. Spectrosc.*, 15, 96, 1970.
 399. Joshi, Y. N. and van Kleef, T. A. M., *Can. J. Phys.*, 55, 714, 1977.
 400. Kaufman, A. S., Hughes, T. P., and Williams, R. V., *Proc. Phys. Soc.*, 76, 17, 1960.
 401. Kaufman, V. and Sugar, J., *J. Opt. Soc. Am.*, 68, 1529, 1978.
 402. Keussler, V., *Z. Physik*, 85, 1, 1933.
 403. Kiess, C. C., *J. Res. Natl. Bur. Stand.*, 56, 167, 1956.
 404. Klinkenberg, P. F. A., van Kleef, T. A. M., and Noorman, P. E., *Physica*, 27, 1177, 1961.
 405. Kovalev, V. I., Romanos, A. A., and Ryabtsev, A. N., *Opt. Spectrosc.*, 43, 10, 1977.
 406. Lang, R. J., *Proc. Natl. Acad. Sci.*, 13, 341, 1927.
 407. Lang, R. J., *Zeeman Verhandelingen*, (The Hague), 44, 1935.
 408. Liberman, S., et al., *C. R. Acad. Sci. (Paris)*, 286, 253, 1978.
 409. Livingston, A. E., *J. Phys.*, B9, L215, 1976.
 410. Meijer, F. G., *Physica*, 72, 431, 1974.
 411. Meijer, F. G. and Metsch, B. C., *Physica*, 94C, 259, 1978.
 412. Moore, F. L., thesis, Princeton, 1949.
 413. Paul, F. W. and Polster, H. D., *Phys. Rev.*, 59, 424, 1941.
 414. Phillips, L. W. and Parker, W. L., *Phys. Rev.*, 60, 301, 1941.
 415. Poppe, R., *Physica*, 81C, 351, 1976.
 416. Raassen, A. J. J., van Kleef, T. A. M., and Metsch, B. C., *Physica*, 84C, 133, 1976.
 417. Rao, A. B. and Krishnamurty, S. G., *Proc. Phys. Soc. (London)*, 51, 772, 1939.
 418. Reader, J. and Acquista, N., *J. Opt. Soc. Am.*, 69, 239, 1979.
 419. Reader, J. and Epstein, G. L., *J. Opt. Soc. Am.*, 62, 619, 1972.
 420. Rico, F. R., *Anales, Real Soc. Esp. Fis. Quim.*, 61, 103, 1965.
 421. Schonheit, E., *Optik*, 23, 409, 1966.
 422. Shenstone, A. G., *J. Opt. Soc. Am.*, 44, 749, 1954.
 423. Shenstone, A. G., unpublished, 1958.
 424. Shenstone, A. G., *J. Res. Natl. Bur. Stand.*, 67A, 87, 1963.
 425. Sugar, J. and Kaufman, V., *J. Opt. Soc. Am.*, 64, 1656, 1974.
 426. Sugar, J. and Kaufman, V., *Phys. Rev.*, C12, 1336, 1975.
 427. Svensson, L. A., *Phys. Scr.*, 13, 235, 1976.
 428. Swensson, J. W. and Edlen, B., *Phys. Scr.*, 9, 335, 1974.
 429. Tagliaferri, A. A., Gallego Lluesma, E., Garavaglia, M., Gallardo, M., and Massone, C. A., *Optica Pura Y Aplicada*, 7, 89.
 430. Tilford, S. G. and Giddings, L. E., *Astrophys. J.*, 141, 1222, 1965.
 431. Trawick, M. W., *Phys. Rev.*, 46, 63, 1934.
 432. Van Deurzen, C. H. H., *J. Opt. Soc. Am.*, 67, 476, 1977.
 433. Yarosewick, S. L. and Moore, F. L., *J. Opt. Soc. Am.*, 57, 1381, 1967.
 434. Zalubas, R., unpublished, 1979.
 435. Bhatia, K. S., Jones, W. E., and Crooker, A. M., *Can. J. Phys.*, 50, 2421, 1972.
 436. van Kleef, T. A. M. and Joshi, Y. N., *Phys. Scr.*, 24, 557, 1981.

NIST ATOMIC TRANSITION PROBABILITIES

J. R. Fuhr and W. L. Wiese

For the 2005 edition of this *Handbook*, we include new, more accurate data for Fe I and Fe II,¹ and Ba I and Ba II.² The new tables contain critically evaluated atomic transition probabilities for over 10500 selected lines of all elements for which reliable data are available on an absolute scale. The material is largely for neutral and singly ionized spectra, but also includes a number of prominent lines of more highly charged ions of important elements.

Many of the data are obtained from comprehensive compilations of the Data Center on Atomic Transition Probabilities at the National Institute of Standards and Technology. Specifically, data have been taken from three recent comprehensive critical compilations on C, N and O,³ on Sc through Mn⁴ and Fe through Ni,⁵ and special compilations on neutral and singly ionized iron and barium. Material from earlier compilations for the elements H through Ne⁶ and Na through Ca⁷ was supplemented by more recent material taken directly from the original literature. For the highly charged ions, some of the data were derived from studies of the systematic behavior of transition probabilities.⁸⁻¹⁰ Most of the original literature is cited in the above tables and in recent bibliographies;^{11,12} for lack of space, individual literature references are not cited here.

The wavelength range for the neutral species is normally the visible spectrum or shorter wavelengths; only the very prominent near infrared lines are included. For the higher ions, most of the strong lines are located in the far UV. The tabulation is limited to electric dipole — including intercombination — lines and comprises essentially the fairly strong transitions with estimated uncertainties in the 10% to 50% range. With the exception of hydrogen, helium, and the alkali metals, most transitions are between states with low principal quantum numbers.

The transition probability, A , is given in units of 10^8 s^{-1} and is listed to as many digits as is consistent with the indicated accuracy. The power of 10 is indicated by the E notation (i.e., E-02 means 10^{-2}). Generally, the estimated uncertainties of the A -values are ± 25 to 50% for two-digit numbers, ± 10 to 25% for three-digit numbers and $\pm 1\%$ or better for four- and five-digit numbers.

Each transition is identified by the wavelength λ in ångströms ($1 \text{ \AA} = 10^{-10} \text{ m}$); and the statistical weights, g_i and g_k , of the lower (i) and upper (k) states [the product $g_k A$ (or $g_i f$) is needed for many applications]. Whenever the wavelengths of individual lines within a multiplet are extremely close, only an average wavelength for the multiplet as well as the multiplet A -value are given, and this is indicated by an asterisk (*) to the left of the wavelength. This also has been done when the transition probability for an entire multiplet has been taken from the literature and values for individual lines cannot be determined because of insufficient knowledge of the coupling of electrons. The wavelength data have been taken either from recent compilations or from the original literature cited in bibliographies published by the Atomic Energy Levels Data Center^{13,14} at the National Institute of Standards and Technology. Wavelength values are consistent with those given in the table "Line Spectra of the Elements," which appears elsewhere in this *Handbook*.

In addition to the transition probability A , the atomic oscillator strength f and the line strength S are often used in the literature. The conversion factors between these quantities are (for electric-dipole transitions):

$$g_i f = 1.499 \cdot 10^{-8} \lambda^2 g_k A = 303.8 \lambda^{-1} S$$

where λ is in ångströms, A is in 10^8 s^{-1} , and S is in atomic units, which are

$$a_0^2 e^2 = 7.188 \cdot 10^{-59} \text{ m}^2 \text{ C}^2.$$

The table for hydrogen is presented first, followed by the tables for other elements in alphabetical sequence by element name (not symbol). Within each element, the tables are ordered by increasing ionization stage (e.g., Al I, Al II, etc.).

The transition probabilities for hydrogen and hydrogen-like ions are known precisely. Because of the hydrogen degeneracy, a "transition" is actually the sum of all fine-structure transitions between the principal quantum numbers; therefore, the hydrogen table gives weighted average A -values. For hydrogen-like ions of nuclear charge Z , the following scaling laws hold:

$$A_Z = Z^4 A_{\text{Hydrogen}}$$

$$f_Z = f_{\text{Hydrogen}}$$

$$S_Z = Z^{-2} S_{\text{Hydrogen}}$$

$$\lambda_Z = Z^{-2} \lambda_{\text{Hydrogen}}$$

For very highly charged hydrogen-like ions, starting at about $Z > 25$, relativistic corrections¹⁵ must be applied.

References

1. J. R. Fuhr and W. L. Wiese, A Critical Compilation of Atomic Transition Probabilities for Neutral and Singly-Ionized Iron, *J. Phys. Chem. Ref. Data*, to be published, 2005.
2. J. Z. Klose, J. R. Fuhr, and W. L. Wiese, Critically Evaluated Atomic Transition Probabilities for Ba I and Ba II, *J. Phys. Chem. Ref. Data*, 31, 217 (2002).
3. W. L. Wiese, J. R. Fuhr and T. M. Deters, Atomic Transition Probabilities for Carbon, Nitrogen and Oxygen, *J. Phys. Chem. Ref. Data*, Monograph 7, 1996.
4. G. A. Martin, J. R. Fuhr, and W. L. Wiese, Atomic Transition Probabilities — Scandium through Manganese, *J. Phys. Chem. Ref. Data*, 17, Suppl. 3, 1988.
5. J. R. Fuhr, G. A. Martin, and W. L. Wiese, Atomic Transition Probabilities — Iron through Nickel, *J. Phys. Chem. Ref. Data*, 17, Suppl. 4, 1988.
6. W. L. Wiese, M. W. Smith, and B. M. Glennon, Atomic Transition Probabilities (H through Ne — A Critical Data Compilation), National Standard Reference Data Series, National Bureau of Standards 4, Vol. I, U.S. Government Printing Office, Washington, D.C., 1966.
7. W. L. Wiese, M. W. Smith, and B. M. Miles, Atomic Transition Probabilities (Na through Ca — A Critical Data Compilation), National Standard Reference Data Series, National Bureau of Standards 22, Vol. II, U. S. Government Printing Office, Washington, D.C., 1969.
8. W. L. Wiese and A. W. Weiss, *Phys. Rev.*, 175, 50, 1968.
9. M. W. Smith and W. L. Wiese, *Astrophys. J., Suppl. Ser.*, 23, No. 196, 103, 1971.
10. G. A. Martin and W. L. Wiese, *J. Phys. Chem. Ref. Data*, 5, 537, 1976.
11. J. R. Fuhr, H. R. Felrice, K. Olsen, J. Hwang, and S. Kotochigova, Atomic Transition Probability Bibliographic Database, <<http://physics.nist.gov/fvalbib>>.
12. W. L. Wiese, Reports on Astronomy, *Trans. Int. Astron. Union*, 18A, 116-123, 1982; 19A, 122-138, 1985; 20A, 117-123, 1988; 21A, 111-

- 116, 1991; 22A, 109-114, 1994; 23A, 13-17, 1997; 24A, 2-9, 1999; 25A, 383-391, 2003, D. Reidel, Kluwer, Dordrecht, Holland.
13. C. E. Moore, Bibliography on the Analyses of Optical Atomic Spectra, National Bureau of Standards Special Publication 306 — Section 1, 1968; Sections 2-4, 1969.
14. L. Hagan and W. C. Martin, Bibliography on Atomic Energy Levels and Spectra (July 1968 through June 1971), National Bureau of Standards Special Publication 363, 1972; L. Hagan, Bibliography on Atomic Energy Levels and Spectra (July 1971 through June 1975), National Bureau of Standards Special Publication 363, Supplement 1, 1977; R. Zalubas and A. Albright, Bibliography on Atomic Energy Levels and Spectra (July 1975 through June 1979), National Bureau of Standards Special Publication 363, Supplement 2, 1980; A. Musgrove and R. Zalubas, Bibliography on Atomic Energy Levels and Spectra (July 1979 through December 1983), National Bureau of Standards Special Publication 363, Supplement 3, 1985.
15. S. M. Younger and A. Weiss, *J. Res. Natl. Bur. Stand.*, 79A, 629, 1975.

λ Å	Weights		A 10^8 s^{-1}	λ Å	Weights		A 10^8 s^{-1}	λ Å	Weights		A 10^8 s^{-1}
	g_i	g_k			g_i	g_k			g_i	g_k	
<i>Hydrogen</i>											
<i>HI</i>											
912.768	2	1800	5.167E-06	3721.94	8	392	1.303E-04	75004	72	128	1.561E-03
912.839	2	1682	6.122E-06	3734.37	8	338	1.893E-04	123680	72	98	4.561E-03
912.918	2	1568	7.297E-06	3750.15	8	288	2.834E-04	<i>Aluminum</i>			
913.006	2	1458	8.753E-06	3770.63	8	242	4.397E-04	<i>AlI</i>			
913.104	2	1352	1.057E-05	3797.90	8	200	7.122E-04	2263.5	2	4	6.6E-01
913.215	2	1250	1.286E-05	3835.38	8	162	1.216E-03	2269.1	4	6	7.9E-01
913.339	2	1152	1.578E-05	3889.05	8	128	2.215E-03	2269.2	4	4	1.3E-01
913.480	2	1058	1.952E-05	3970.07	8	98	4.389E-03	2367.1	2	4	7.2E-01
913.641	2	968	2.438E-05	4101.73	8	72	9.732E-03	2373.1	4	6	8.6E-01
913.826	2	882	3.077E-05	4340.46	8	50	2.530E-02	2373.4	4	4	1.4E-01
914.039	2	800	3.928E-05	4861.32	8	32	8.419E-02	2568.0	2	4	2.3E-01
914.286	2	722	5.077E-05	6562.80	8	18	4.410E-01	2575.1	4	6	2.8E-01
914.576	2	648	6.654E-05	8392.40	18	800	1.517E-05	2575.4	4	4	4.4E-02
914.919	2	578	8.858E-05	8413.32	18	722	1.964E-05	2652.5	2	2	1.33E-01
915.329	2	512	1.200E-04	8437.96	18	648	2.580E-05	2660.4	4	2	2.64E-01
915.824	2	450	1.657E-04	8467.26	18	578	3.444E-05	3082.2	2	4	6.3E-01
916.429	2	392	2.341E-04	8502.49	18	512	4.680E-05	3092.7	4	6	7.4E-01
917.181	2	338	3.393E-04	8545.39	18	450	6.490E-05	3092.8	4	4	1.2E-01
918.129	2	288	5.066E-04	8598.40	18	392	9.211E-05	3944.0	2	2	4.93E-01
919.351	2	242	7.834E-04	8665.02	18	338	1.343E-04	3961.5	4	2	9.8E-01
920.963	2	200	1.263E-03	8750.48	18	288	2.021E-04	6696.0	2	4	1.69E-02
923.150	2	162	2.143E-03	8862.79	18	242	3.156E-04	6698.7	2	2	1.69E-02
926.226	2	128	3.869E-03	9014.91	18	200	5.156E-04	7835.3	4	6	5.7E-02
930.748	2	98	7.568E-03	9229.02	18	162	8.905E-04	7836.1	6	8	6.2E-02
937.803	2	72	1.644E-02	9545.97	18	128	1.651E-03	<i>AlII</i>			
949.743	2	50	4.125E-02	10049.4	18	98	3.358E-03	1047.9	1	3	3.6E-01
972.537	2	32	1.278E-01	10938.1	18	72	7.783E-03	1048.6	3	5	4.8E-01
1025.72	2	18	5.575E-01	12818.1	18	50	2.201E-02	1539.8	3	5	8.8E+00
1215.67	2	8	4.699E+00	16407.2	32	288	1.620E-04	1670.8	1	3	1.46E+01
3662.26	8	1800	2.847E-06	16806.5	32	242	2.556E-04	1719.4	1	3	6.79E+00
3663.40	8	1682	3.374E-06	17362.1	32	200	4.235E-04	1764.0	5	5	9.8E+00
3664.68	8	1568	4.022E-06	18174.1	32	162	7.459E-04	1772.8	1	3	9.5E+00
3666.10	8	1458	4.826E-06	18751.0	18	32	8.986E-02	1777.0	5	7	1.7E+01
3667.68	8	1352	5.830E-06	19445.6	32	128	1.424E-03	*1819.0	15	15	5.6E+00
3669.46	8	1250	7.096E-06	21655.3	32	98	3.041E-03	1855.9	1	3	8.32E-01
3671.48	8	1152	8.707E-06	26251.5	32	72	7.711E-03	1858.0	3	3	2.48E+00
3673.76	8	1058	1.078E-05	27575	50	288	1.402E-04	1862.3	5	3	4.12E+00
3676.36	8	968	1.347E-05	28722	50	242	2.246E-04	1931.0	3	1	1.08E+01
3679.35	8	882	1.700E-05	30384	50	200	3.800E-04	1990.5	3	5	1.47E+01
3682.81	8	800	2.172E-05	32961	50	162	6.908E-04	2816.2	3	1	3.83E+00
3686.83	8	722	2.809E-05	37395	50	128	1.388E-03	4663.1	5	3	5.3E-01
3691.55	8	648	3.685E-05	40511.5	32	50	2.699E-02	6226.2	1	3	6.2E-01
3697.15	8	578	4.910E-05	43753	72	288	1.288E-04	6231.8	3	5	8.4E-01
3703.85	8	512	6.658E-05	46525	50	98	3.253E-03	6243.4	5	7	1.1E+00
3711.97	8	450	9.210E-05	46712	72	242	2.110E-04	6335.7	5	3	1.4E-01
				51273	72	200	3.688E-04	6823.4	3	3	3.4E-01
				59066	72	162	7.065E-04	6837.1	5	3	5.7E-01
				74578	50	72	1.025E-02				

λ Å	Weights		A 10^8 s^{-1}	λ Å	Weights		A 10^8 s^{-1}	λ Å	Weights		A 10^8 s^{-1}
	g_i	g_k			g_i	g_k			g_i	g_k	
6920.3	3	1	9.6E-01	*308.6	2	6	9.9E+01	4587.21	3	1	4.9E-03
7042.1	3	5	5.9E-01	*341.3	6	2	1.3E+02	4589.29	3	5	6.2E-05
7056.7	3	3	5.8E-01	550.05	2	4	8.55E+00	4596.10	3	3	9.47E-04
7471.4	5	7	9.4E-01	568.12	2	2	7.73E+00	4628.44	3	5	3.83E-04
<i>Al III</i>				1997	2	4	1.07E+00	4642.15	3	5	9.6E-04
*560.36	2	6	4.0E-01	2069	2	2	9.7E-01	4647.49	3	3	1.2E-03
695.83	2	4	7.4E-01	*4761	2	6	2.55E-01	4702.32	3	3	1.09E-03
696.22	2	2	7.2E-01	5172	2	4	3.95E-02	4746.82	3	1	3.6E-03
*1352.8	10	14	4.40E+00	5551	4	6	3.85E-02	4752.94	3	3	4.5E-03
1379.7	2	2	4.59E+00	5687	4	4	6.0E-03	4768.68	3	5	8.6E-03
1384.1	4	2	9.1E+00	<i>Argon</i>				4798.74	7	9	8.8E-04
1605.8	2	4	1.22E+01	<i>Ar I</i>				4835.97	7	9	9.3E-04
1611.8	4	4	2.42E+00	1048.22	1	3	5.36E+00	4836.70	3	5	1.02E-03
1611.9	4	6	1.45E+01	1066.66	1	3	1.29E+00	4876.26	3	5	7.8E-03
1854.7	2	4	5.40E+00	3406.18	3	1	3.9E-03	4886.29	7	9	1.2E-03
1862.8	2	2	5.33E+00	3461.08	3	5	6.7E-04	4887.95	3	3	1.3E-02
*1935.9	10	14	1.22E+01	3554.30	5	5	2.7E-03	4894.69	3	1	1.8E-02
3601.6	6	4	1.34E+00	3563.29	1	3	1.2E-03	4921.04	5	7	5.9E-04
3601.9	4	4	1.49E-01	3567.66	5	7	1.1E-03	4937.72	7	5	3.6E-04
3612.4	4	2	1.5E+00	3572.30	3	1	5.1E-03	4956.75	7	9	1.8E-03
<i>Al X</i>				3606.52	3	1	7.6E-03	4989.95	5	7	1.1E-03
39.925	1	3	2.22E+03	3632.68	3	5	6.6E-04	5032.03	7	5	8.2E-04
51.979	1	3	4.8E+03	3634.46	3	3	1.3E-03	5048.81	3	5	4.6E-03
55.227	1	3	5.2E+03	3643.12	3	5	2.4E-04	5054.18	3	3	4.5E-03
55.272	3	5	7.2E+03	3649.83	3	1	8.0E-03	5056.53	3	1	5.7E-03
55.376	5	7	9.5E+03	3659.53	3	3	4.4E-04	5060.08	7	9	3.7E-03
59.107	3	5	4.6E+03	3670.67	3	5	3.1E-04	5070.99	5	3	2.6E-03
332.78	1	3	5.6E+01	3675.23	3	3	4.9E-04	5073.08	3	5	5.9E-04
394.83	3	1	8.3E+01	3770.37	1	3	7.0E-04	5078.03	7	7	4.7E-04
395.36	3	5	1.2E+01	3834.68	3	1	7.5E-03	5087.09	5	7	1.6E-03
397.76	1	3	1.7E+01	3894.66	3	3	5.7E-04	5104.74	3	5	8.7E-04
400.43	3	3	1.3E+01	3947.50	5	5	5.6E-04	5118.21	5	7	2.7E-03
401.12	5	5	3.6E+01	3948.98	5	3	4.55E-03	5127.80	5	5	3.3E-04
403.55	3	1	4.9E+01	4044.42	3	5	3.33E-03	5151.39	3	1	2.39E-02
406.31	5	3	1.9E+01	4045.96	3	3	4.1E-04	5152.30	3	5	1.1E-03
670.06	3	5	9.8E+00	4054.53	3	3	2.7E-04	5162.29	3	3	1.90E-02
2535	1	3	3.8E-01	4158.59	5	5	1.40E-02	5177.54	7	5	2.4E-03
<i>Al XI</i>				4164.18	5	3	2.88E-03	5192.72	7	7	1.2E-04
*36.675	2	6	1.5E+03	4181.88	1	3	5.61E-03	5194.02	3	1	7.8E-03
39.091	2	4	2.6E+03	4190.71	5	5	2.80E-03	5210.49	7	7	1.1E-03
39.180	4	6	3.1E+03	4191.03	1	3	5.39E-03	5214.77	5	3	2.1E-03
39.530	2	2	1.8E+02	4198.32	3	1	2.57E-02	5216.28	5	3	1.3E-03
39.623	4	2	3.7E+02	4200.67	5	7	9.67E-03	5221.27	7	9	8.8E-03
48.298	2	4	3.09E+03	4251.18	5	3	1.11E-03	5241.09	5	5	1.3E-03
48.338	2	2	3.08E+03	4259.36	3	1	3.98E-02	5246.24	5	7	1.2E-03
52.299	2	4	8.1E+03	4266.29	3	5	3.12E-03	5249.20	5	5	7.9E-04
52.446	4	6	9.6E+03	4272.17	3	3	7.97E-03	5252.79	5	7	5.4E-03
52.458	4	4	1.6E+03	4300.10	3	5	3.77E-03	5254.47	3	5	3.6E-03
54.217	2	2	4.8E+02	4333.56	3	5	5.68E-03	5286.07	5	7	9.6E-04
54.388	4	2	9.6E+02	4335.34	3	3	3.87E-03	5290.00	5	3	9.0E-04
*99.083	2	6	2.2E+02	4345.17	3	3	2.97E-03	5309.52	5	5	1.2E-03
103.6	2	4	4.2E+02	4363.79	3	3	1.2E-04	5317.73	5	7	2.6E-03
103.8	4	6	5.0E+02	4424.00	1	3	7.3E-05	5373.50	3	5	2.7E-03
*141.6	2	6	4.07E+02	4510.73	3	1	1.18E-02	5393.27	5	5	9.6E-04
150.31	2	4	8.5E+02	4522.32	1	3	8.98E-04	5410.48	5	7	2.0E-03
150.61	4	6	9.9E+02	4544.75	3	3	8.3E-04	5421.35	7	5	6.0E-03
157.0	2	2	1.3E+02	4554.32	3	5	3.8E-04	5439.99	3	3	1.9E-03
157.4	4	2	2.6E+02	4584.96	3	5	1.6E-03	5442.24	7	7	9.3E-04
*205.0	2	6	6.3E+01	4586.61	3	3	2.3E-03	5451.65	3	5	4.7E-03
								5457.42	5	3	3.6E-03

λ	Weights		A	λ	Weights		A	λ	Weights		A
	\AA	g_i			g_k	10^8 s^{-1}			\AA	g_i	
5459.65	7	7	3.8E-04	6013.68	7	5	1.4E-03	6779.93	1	3	1.21E-03
5467.16	5	5	7.6E-04	6025.15	5	3	9.0E-03	6818.29	3	1	2.0E-03
5473.46	5	3	2.0E-03	6043.22	5	7	1.47E-02	6827.25	5	3	2.4E-03
5490.12	5	5	8.5E-04	6052.73	3	5	1.9E-03	6851.88	3	5	6.7E-04
5492.09	3	1	5.6E-03	6064.76	5	7	5.8E-04	6871.29	3	3	2.78E-02
5495.87	7	9	1.69E-02	6081.25	3	3	7.5E-04	6879.59	3	5	1.8E-03
5506.11	5	7	3.6E-03	6085.86	3	3	9.0E-05	6887.10	5	7	1.3E-03
5524.96	7	7	1.7E-03	6090.79	1	3	3.0E-03	6888.17	3	5	2.5E-03
5528.97	1	3	1.2E-03	6098.81	3	3	5.2E-03	6925.01	3	3	1.2E-03
5534.49	5	3	2.7E-03	6101.16	3	3	3.3E-03	6937.67	3	1	3.08E-02
5540.87	7	5	4.1E-04	6104.58	3	1	3.4E-03	6951.46	5	5	2.2E-03
5552.77	3	3	7.9E-04	6105.64	3	5	1.21E-02	6960.23	5	5	2.4E-03
5558.70	3	5	1.42E-02	6113.46	3	5	4.7E-04	6965.43	5	3	6.39E-02
5559.66	3	5	2.2E-03	6119.66	3	3	5.1E-04	6992.17	3	1	7.5E-03
5572.54	5	7	6.6E-03	6121.86	3	5	1.3E-04	7030.25	7	5	2.67E-02
5574.22	3	5	4.6E-04	6127.42	5	3	1.1E-03	7067.22	5	5	3.80E-02
5581.87	7	5	5.6E-04	6128.73	3	5	8.6E-04	7068.73	5	3	2.0E-02
5588.72	5	5	1.5E-03	6145.44	5	7	7.6E-03	7086.70	1	3	1.5E-03
5597.48	5	7	4.2E-03	6155.24	5	3	5.1E-03	7107.48	5	5	4.5E-03
5606.73	3	3	2.20E-02	6165.12	5	5	9.89E-04	7125.83	3	3	6.0E-03
5618.01	3	3	2.1E-03	6170.17	5	5	5.0E-03	7147.04	5	3	6.25E-03
5620.92	3	1	3.6E-03	6173.10	3	5	6.7E-03	7158.83	3	1	2.1E-02
5623.78	5	5	1.4E-03	6179.41	5	3	6.6E-04	7162.57	1	3	5.8E-04
5635.58	3	5	9.6E-04	6212.50	5	7	3.9E-03	7206.98	5	3	2.48E-02
5637.33	1	3	9.1E-04	6215.94	5	5	5.7E-03	7229.93	5	5	6.6E-04
5639.12	1	3	2.1E-03	6230.93	5	5	1.2E-04	7265.17	3	3	1.7E-03
5641.39	3	5	8.7E-04	6243.40	3	1	1.3E-03	7270.66	7	7	1.1E-03
5648.69	5	3	1.2E-03	6244.73	3	5	2.0E-04	7272.93	3	3	1.83E-02
5650.70	3	1	3.20E-02	6248.41	3	5	6.8E-04	7285.44	5	3	1.2E-03
5659.13	5	5	2.6E-03	6278.65	5	7	2.0E-04	7311.72	3	3	1.7E-02
5681.90	5	7	2.0E-03	6296.87	3	5	9.0E-03	7316.01	3	3	9.6E-03
5683.73	5	5	2.0E-03	6307.66	5	5	6.0E-03	7350.78	3	1	1.2E-02
5700.87	5	7	5.9E-03	6309.14	3	3	7.6E-04	7353.32	5	7	9.6E-03
5712.51	1	3	8.7E-04	6364.89	3	1	5.6E-03	7372.12	7	9	1.9E-02
5739.52	3	5	8.7E-03	6369.58	5	3	4.2E-03	7383.98	3	5	8.47E-02
5772.11	5	7	2.0E-03	6384.72	3	3	4.21E-03	7392.97	5	3	7.2E-03
5773.99	5	5	1.1E-03	6416.31	3	5	1.16E-02	7412.33	3	5	3.9E-03
5783.54	3	5	8.1E-04	6431.56	5	3	5.1E-04	7422.26	3	5	6.6E-04
5789.48	5	5	4.6E-04	6466.55	1	3	1.5E-03	7425.29	5	7	3.1E-03
5790.40	5	3	3.4E-04	6481.14	1	3	9.4E-04	7435.33	5	5	9.0E-03
5802.08	5	3	4.2E-03	6513.85	3	3	5.4E-04	7436.25	7	5	2.7E-03
5843.77	3	5	3.3E-04	6538.11	7	7	1.1E-03	7471.17	3	3	2.2E-04
5882.62	3	1	1.23E-02	6596.12	7	5	2.3E-04	7484.24	3	5	3.4E-03
5888.58	7	5	1.29E-02	6598.68	5	5	3.6E-04	7503.84	3	1	4.45E-01
5916.58	5	3	5.9E-04	6604.02	7	5	2.8E-03	7510.42	5	5	4.5E-03
5927.11	7	7	3.7E-04	6604.85	5	7	1.3E-04	7514.65	3	1	4.02E-01
5928.81	5	3	1.1E-02	6632.09	3	3	5.3E-04	7618.33	3	5	2.9E-03
5940.86	1	3	1.2E-03	6656.88	3	3	3.1E-04	7628.86	3	5	2.9E-03
5942.67	5	5	1.8E-03	6660.68	3	1	7.8E-03	7635.11	5	5	2.45E-01
5943.89	7	5	3.6E-04	6664.05	5	5	1.5E-03	7670.04	5	3	2.8E-03
5949.26	3	3	1.5E-03	6677.28	3	1	2.36E-03	7704.81	5	7	6.3E-04
5964.48	1	3	7.7E-04	6684.73	3	5	3.9E-04	7723.76	5	3	5.18E-02
5968.32	3	3	1.8E-03	6698.47	3	3	2.5E-04	7724.21	1	3	1.17E-01
5971.60	3	1	1.1E-02	6698.88	5	3	1.6E-03	7798.55	3	5	8.7E-04
5981.90	5	7	1.2E-04	6719.22	1	3	2.4E-03	7868.20	1	3	3.50E-03
5987.30	7	7	1.2E-03	6722.88	5	7	3.2E-04	7891.08	5	5	9.5E-03
5988.13	3	5	6.1E-04	6752.84	3	5	1.93E-02	7916.45	3	3	1.2E-03
5994.66	3	5	2.6E-04	6754.37	3	3	2.1E-03	7948.18	1	3	1.86E-01
5999.00	5	5	1.4E-03	6756.10	5	5	3.6E-03	8006.16	3	5	4.90E-02
6005.73	5	3	1.4E-03	6766.61	5	3	4.0E-03	8014.79	5	5	9.28E-02

λ Å	Weights		A 10^8 s^{-1}	λ Å	Weights		A 10^8 s^{-1}	λ Å	Weights		A 10^8 s^{-1}
	g_i	g_k			g_i	g_k			g_i	g_k	
8037.23	1	3	3.59E-03	14093.6	1	3	4.3E-02	3582.4	4	6	2.53E+00
8046.13	3	1	1.12E-02	14739.1	5	7	8.8E-04	3588.4	8	10	3.03E+00
8053.31	5	3	8.6E-03	15046.4	1	3	5.2E-02	3605.9	4	6	4.4E-02
8066.60	5	5	1.4E-03	15172.3	1	3	1.3E-02	3656.0	6	6	7.6E-02
8103.69	3	3	2.5E-01	15329.6	5	5	1.2E-03	3682.5	4	2	1.7E-02
8115.31	5	7	3.31E-01	15555.5	5	7	9.8E-05	3709.9	4	4	4.7E-02
8264.52	3	3	1.53E-01	15734.9	5	3	2.9E-04	3717.2	6	8	5.2E-02
8384.73	5	7	2.4E-03	15816.8	5	3	8.7E-04	3729.3	6	4	4.80E-01
8408.21	3	5	2.23E-01	15989.3	1	3	1.9E-02	3746.9	4	6	2.1E-02
8424.65	3	5	2.15E-01	16122.7	5	3	3.9E-04	3763.5	8	6	1.78E-01
8490.30	3	5	9.6E-04	16180.0	5	5	1.2E-03	3766.1	4	4	7.4E-02
8521.44	3	3	1.39E-01	16264.1	3	3	3.0E-04	3777.5	2	2	1.1E-02
8605.78	5	5	1.04E-02	16520.1	3	5	2.6E-03	3780.8	8	8	7.7E-01
8620.46	1	3	9.2E-03	16739.8	3	5	3.1E-03	3786.4	8	6	1.5E-02
8667.94	1	3	2.43E-02	16940.4	5	5	2.5E-02	3799.4	6	4	1.7E-01
8761.69	3	5	9.5E-03	20317.0	1	3	1.6E-03	3808.6	6	6	1.0E-02
8784.61	3	1	2.4E-03	20616.5	5	5	3.9E-03	3826.8	6	6	2.81E-01
8799.08	5	3	4.6E-03	20812.0	5	7	7.6E-04	3841.5	4	2	2.69E-01
8962.19	3	3	1.6E-03	21332.2	3	3	3.2E-04	3844.7	6	8	4.8E-02
9075.42	3	1	1.2E-02	21534.9	3	5	1.1E-03	3845.4	6	4	1.6E-02
9122.97	5	3	1.89E-01	22039.2	3	1	1.2E-03	3850.6	4	4	3.87E-01
9194.64	3	3	1.76E-02	22077.4	5	3	1.4E-03	3868.5	4	6	1.4E+00
9224.50	3	5	5.03E-02	23133.4	3	3	1.7E-03	3872.1	4	4	1.5E-01
9291.53	3	1	3.26E-02	23844.8	9	7	1.1E-02	3875.3	4	2	8.2E-02
9354.22	3	3	1.06E-02	23967.5	3	1	3.6E-03	3880.3	2	2	2.32E-01
9657.78	3	3	5.43E-02	<i>Ar II</i>				3891.4	2	2	4.3E-02
9784.50	3	5	1.47E-02	2317.7	6	4	1.4E-01	3892.0	6	4	6.3E-02
10470.05	1	3	9.8E-03	2891.6	4	2	1.82E-01	3900.6	4	6	7.2E-02
10478.0	3	3	2.44E-02	2942.9	4	4	5.3E-01	3911.6	2	4	7.7E-02
10950.7	5	3	3.96E-03	2979.1	2	2	4.16E-01	3914.8	4	4	3.7E-02
11078.9	5	5	8.3E-03	3033.5	2	4	9.9E-02	3928.6	2	4	2.44E-01
11393.7	3	1	2.22E-02	3139.0	6	6	5.2E-01	3931.2	2	4	2.0E-02
11441.8	5	3	1.39E-02	3169.7	4	6	4.9E-01	3932.5	4	4	9.3E-01
11467.5	3	5	3.69E-03	3181.0	6	4	3.7E-01	3944.3	8	6	4.1E-02
11488.11	3	3	1.9E-03	3212.5	4	4	5.2E-02	3952.7	4	4	2.08E-01
11668.7	5	5	3.76E-02	3221.6	6	6	1.8E-02	3958.4	6	4	3.8E-02
11719.5	5	3	9.52E-03	3226.0	4	4	2.1E-02	3968.4	6	6	4.8E-02
12026.6	1	3	4.2E-03	3243.7	4	2	1.06E+00	3979.4	4	2	9.8E-01
12112.2	7	7	3.1E-02	3249.8	2	4	6.3E-01	3988.2	6	6	4.1E-02
12139.8	3	3	4.5E-02	3263.6	2	4	1.55E-01	3992.1	4	6	1.6E-02
12343.7	5	7	2.0E-02	3281.7	2	2	4.2E-01	4013.9	8	8	1.05E-01
12402.9	3	3	1.1E-01	3430.4	6	8	6.2E-02	4031.4	4	2	7.5E-02
12439.2	3	5	4.9E-02	3454.1	6	4	3.14E-01	4035.5	4	6	4.4E-02
12456.1	5	3	8.9E-02	3466.3	8	6	3.0E-02	4038.8	6	8	1.2E-02
12487.6	7	5	1.1E-01	3476.7	6	6	1.25E+00	4042.9	4	4	4.06E-01
12554.4	7	5	1.2E-03	3491.2	4	4	1.79E+00	4045.7	4	4	1.6E-02
12702.4	3	3	7.1E-02	3491.5	6	8	2.31E+00	4052.9	2	4	6.7E-01
12733.6	5	5	1.1E-02	3509.8	2	2	2.55E+00	4065.1	4	4	1.1E-02
12746.3	3	3	2.0E-02	3514.4	4	6	1.36E+00	4072.0	6	6	5.8E-01
12802.7	5	5	5.7E-02	3520.0	6	6	5.2E-01	4079.6	6	4	1.19E-01
12933.3	3	1	1.0E-01	3521.3	8	8	2.27E-01	4082.4	6	6	2.9E-02
12956.6	3	3	7.4E-02	3535.3	2	4	5.7E-01	4112.8	4	4	1.1E-02
13008.5	5	3	8.9E-02	3548.5	4	4	8.7E-01	4128.6	8	6	1.4E-02
13214.7	3	1	8.1E-02	3550.0	6	6	2.6E-02	4131.7	4	2	8.5E-01
13273.1	5	7	1.5E-01	3556.9	2	2	5.0E-02	4178.4	6	4	1.2E-02
13313.4	3	5	1.3E-01	3559.5	6	8	2.88E+00	4202.0	2	4	2.1E-02
13504.0	5	7	1.1E-01	3565.0	2	4	5.5E-01	4228.2	4	6	1.31E-01
13599.2	5	5	2.2E-02	3576.6	6	8	2.75E+00	4237.2	4	4	1.12E-01
13622.4	3	5	7.3E-02	3581.6	2	4	1.76E+00	4266.5	6	6	1.64E-01
13678.5	3	5	6.2E-02					4277.5	6	4	8.0E-01

λ Å	Weights		A 10^8 s^{-1}	λ Å	Weights		A 10^8 s^{-1}	λ Å	Weights		A 10^8 s^{-1}
	g_i	g_k			g_i	g_k			g_i	g_k	
2381.63	1	3	3.22E-04	4189.44	3	5	1.13E-03	9704.31	3	1	1.60E-01
2381.79	1	3	3.44E-04	4190.76	3	5	1.28E-03	9821.48	3	1	5.50E-02
2381.97	1	3	3.39E-04	4192.20	3	5	1.36E-03	10370.30	3	5	1.30E-02
2382.15	1	3	3.63E-04	4193.81	3	5	1.58E-03	10540.10	5	3	1.80E-02
2382.36	1	3	3.64E-04	4195.59	3	5	1.78E-03	10649.10	5	5	2.70E-02
2382.57	1	3	3.14E-04	4323.00	3	5	8.80E-02	11075.70	3	3	3.10E-05
2382.80	1	3	3.69E-04	4402.54	3	5	2.70E-01	11303.00	5	3	1.10E-03
2383.06	1	3	3.57E-04	4488.98	5	7	2.80E-01	11373.70	3	1	1.30E-01
2383.34	1	3	3.37E-04	4493.64	5	5	1.95E-01	12342.30	3	3	9.00E-04
2383.63	1	3	3.70E-04	4573.85	3	1	1.21E+00	14723.10	3	5	8.60E-03
2383.96	1	3	3.20E-04	4579.64	5	5	7.00E-01	14999.90	5	3	2.50E-03
2384.32	1	3	2.97E-04	4599.72	3	1	4.07E-01	17186.90	3	1	2.70E-02
2384.71	1	3	3.00E-04	4619.92	1	3	2.70E-02	18202.80	5	3	1.20E-02
2385.15	1	3	2.50E-04	4700.42	3	3	6.10E-02	21567.70	5	3	2.60E-03
2385.62	1	3	2.30E-04	4726.43	5	3	3.30E-01	30685.30	5	3	6.50E-03
2386.15	1	3	2.03E-04	4801.30	9	3	1.39E-01				
2386.74	1	3	1.87E-04	4902.85	5	3	5.40E-02	<i>Ba II</i>			
2387.40	1	3	1.37E-04	5169.53	5	3	9.00E-04	1622.43	2	4	2.46E-02
2388.13	1	3	9.66E-05	5519.04	3	5	5.70E-01	1630.36	2	2	2.42E-02
2388.96	1	3	8.37E-05	5535.48	1	3	1.19E+00	1761.74	4	4	1.00E-02
2399.39	1	3	1.10E-04	5777.62	5	7	8.00E-01	1771.10	4	2	1.00E-01
2402.07	1	3	4.60E-04	5784.04	3	5	2.10E-01	1786.95	6	4	9.00E-02
2405.30	1	3	4.90E-04	5800.23	5	5	2.39E-01	1892.49	2	4	1.30E-01
2409.23	1	3	8.60E-04	5826.27	5	3	4.50E-01	1954.28	4	6	1.40E-01
2414.08	1	3	1.50E-03	5971.70	5	5	1.62E-01	1955.05	4	4	2.40E-02
2420.11	1	3	2.30E-03	5997.09	3	3	2.80E-01	1985.75	2	4	2.00E-01
2427.41	1	3	5.60E-03	6019.47	3	1	8.10E-01	1999.55	2	4	7.12E-02
2438.81	1	3	1.40E-03	6063.11	5	3	5.60E-01	2009.28	2	2	6.51E-02
2452.33	1	3	8.10E-04	6083.39	3	1	1.10E-01	2024.06	2	2	6.86E-02
2472.74	1	3	4.60E-03	6129.23	3	1	6.00E-02	2052.75	4	6	2.20E-01
3071.58	1	3	4.20E-01	6309.36	3	3	2.00E-04	2054.09	4	4	3.70E-02
3501.11	1	3	3.50E-01	6341.68	5	7	1.16E-01	2079.98	4	2	1.17E-01
3889.33	1	3	1.10E-02	6450.85	3	5	1.10E-01	2153.93	2	4	3.43E-01
4132.43	1	3	1.50E-02	6498.76	7	7	5.40E-01	2200.89	2	2	1.13E-01
4175.69	3	5	1.97E-04	6527.31	5	5	3.30E-01	2214.76	4	4	1.60E-02
4175.91	3	5	1.98E-04	6527.40	15	15	6.15E-01	2232.79	4	6	3.69E-01
4176.12	3	5	2.08E-04	6595.33	3	3	3.80E-01	2235.38	4	4	6.13E-02
4176.36	3	5	2.19E-04	6675.27	5	3	1.89E-01	2245.69	4	2	1.60E-01
4176.60	3	5	2.26E-04	6693.84	7	5	1.46E-01	2254.78	6	4	1.40E-01
4176.86	3	5	2.48E-04	6986.80	5	3	5.20E-03	2285.99	4	2	2.03E-01
4177.15	3	5	2.77E-04	7059.94	7	9	5.00E-01	2528.41	2	4	6.91E-01
4177.44	3	5	3.03E-04	7120.33	3	5	1.10E-01	2634.78	4	6	7.33E-01
4177.74	3	5	3.14E-04	7195.23	1	3	5.60E-02	2641.37	4	4	1.21E-01
4178.07	3	5	3.07E-04	7213.60	5	5	6.50E-04	2647.26	2	2	2.26E-01
4178.43	3	5	3.64E-04	7280.30	5	7	3.20E-01	2771.35	4	2	3.95E-01
4178.80	3	5	4.01E-04	7392.41	3	3	1.81E-01	3390.18	4	6	4.54E-03
4179.20	3	5	4.31E-04	7417.54	7	5	7.70E-03	3412.44	6	8	4.77E-03
4179.64	3	5	4.46E-04	7488.08	7	7	7.30E-02	3413.95	6	6	3.18E-04
4180.09	3	5	4.53E-04	7528.18	5	5	2.70E-02	3552.45	4	6	3.87E-03
4180.57	3	5	4.55E-04	7610.48	5	5	1.10E-02	3576.28	6	8	4.07E-03
4181.09	3	5	4.99E-04	7644.90	9	3	5.03E-01	3578.57	6	6	2.71E-04
4181.66	3	5	5.42E-04	7672.09	3	5	1.52E-01	3891.78	2	4	2.17E+00
4182.27	3	5	6.11E-04	7780.48	5	5	7.60E-02	4130.65	4	6	2.18E+00
4182.94	3	5	6.65E-04	7877.80	3	5	1.60E-02	4166.00	4	4	3.54E-01
4183.64	3	5	6.70E-04	7905.75	5	3	2.65E-01	4216.07	2	4	5.09E-02
4184.40	3	5	7.93E-04	8147.70	5	5	6.30E-02	4267.92	6	8	3.10E-01
4185.25	3	5	8.43E-04	8560.00	5	5	2.00E-01	4309.26	8	10	3.10E-01
4186.16	3	5	9.24E-04	8654.08	5	7	3.10E-03	4325.75	4	6	5.65E-02
4187.15	3	5	9.90E-04	9370.12	5	5	7.60E-02	4329.56	4	4	9.39E-03
4188.25	3	5	1.03E-03	9645.60	7	5	1.10E-01	4524.93	2	2	6.63E-01

λ	Weights		A	λ	Weights		A	λ	Weights		A
	\AA	g_i			g_k	10^8 s^{-1}			\AA	g_i	
8446.6	4	4	1.2E-01	4289.4	1	3	6.0E-01	2103.2	2	4	8.2E-01
8638.7	6	4	9.7E-02	4299.0	3	3	4.66E-01	2112.8	4	6	9.7E-01
Br II				4302.5	5	5	1.36E+00	2113.2	4	4	1.6E-01
4704.9	5	7	1.1E+00	4307.7	3	1	1.99E+00	2197.8	2	2	3.1E-01
4785.5	5	5	9.4E-01	4318.7	5	3	7.4E-01	2208.6	4	2	6.2E-01
4816.7	5	3	1.1E+00	4355.1	5	7	1.9E-01	3158.9	2	4	3.1E+00
<i>Cadmium</i>				4425.4	1	3	4.98E-01	3179.3	4	6	3.6E+00
<i>Cd I</i>				4435.0	3	5	6.7E-01	3181.3	4	4	5.8E-01
2288.0	1	3	5.3E+00	4435.7	3	3	3.42E-01	3706.0	2	2	8.8E-01
2836.9	1	3	2.8E-01	4454.8	5	7	8.7E-01	3736.9	4	2	1.7E+00
2880.8	3	5	4.2E-01	4455.9	5	5	2.0E-01	3933.7	2	4	1.47E+00
2881.2	3	3	2.4E-01	4526.9	5	3	4.1E-01	3968.5	2	2	1.4E+00
2980.6	5	7	5.9E-01	4578.6	3	5	1.76E-01	<i>Ca III</i>			
2981.4	5	5	1.5E-01	4581.4	5	7	2.09E-01	357.97	1	3	8.8E+02
3261.1	1	3	4.06E-03	4585.9	7	9	2.29E-01	439.69	1	3	1.9E-01
3403.7	1	3	7.7E-01	4685.3	3	5	8.0E-02	490.55	1	3	1.6E-02
3466.2	3	5	1.2E+00	4878.1	5	7	1.88E-01	<i>Ca V</i>			
3467.7	3	3	6.7E-01	5041.6	5	3	3.3E-01	558.60	5	3	2.2E+01
3610.5	5	7	1.3E+00	5188.9	3	5	4.0E-01	637.93	5	3	3.9E+00
3612.9	5	5	3.5E-01	5261.7	3	3	1.5E-01	643.12	3	1	9.1E+00
4140.5	3	5	4.7E-02	5262.2	3	1	6.0E-01	646.57	5	5	6.9E+00
4662.4	3	5	5.5E-02	5264.2	5	5	9.1E-02	647.88	3	3	2.3E+00
4678.1	1	3	1.3E-01	5265.6	5	3	4.4E-01	651.55	1	3	2.9E+00
4799.9	3	3	4.1E-01	5270.3	7	5	5.0E-01	656.76	3	5	2.1E+00
5085.8	5	3	5.6E-01	5582.0	5	7	6.0E-02	<i>Ca VII</i>			
6438.5	3	5	5.9E-01	5588.8	7	7	4.9E-01	550.20	5	5	1.8E+01
<i>Cd II</i>				5590.1	3	5	8.3E-02	624.39	1	3	3.3E+00
2144.4	2	4	2.8E+00	5594.5	5	5	3.8E-01	630.54	3	5	4.5E+00
2265.0	2	2	3.0E+00	5598.5	3	3	4.3E-01	630.79	3	3	2.2E+00
2572.9	2	2	1.7E+00	5601.3	7	5	8.6E-02	639.15	5	7	5.7E+00
2748.5	4	2	2.8E+00	5602.9	5	3	1.4E-01	640.41	5	5	1.3E+00
4415.6	4	6	1.4E-02	5857.5	3	5	6.6E-01	<i>Ca VIII</i>			
<i>Calcium</i>				6102.7	1	3	9.6E-02	182.71	2	2	1.6E+02
<i>Ca I</i>				6122.2	3	3	2.87E-01	184.16	4	2	3.2E+02
2275.5	1	3	3.01E-01	6161.3	5	5	3.3E-02	<i>Ca IX</i>			
2995.0	1	3	3.67E-01	6162.2	5	3	3.54E-01	163.23	5	3	3.76E+02
2997.3	3	5	2.41E-01	6163.8	3	3	5.6E-02	371.89	1	3	8.8E+01
2999.6	3	3	2.79E-01	6166.4	3	1	2.2E-01	373.81	3	5	1.16E+02
3000.9	3	1	1.58E+00	6169.1	5	3	1.7E-01	378.08	5	7	1.5E+02
3006.9	5	5	7.5E-01	6169.6	7	5	1.9E-01	395.03	3	5	2.2E+02
3009.2	5	3	4.30E-01	6439.1	7	9	5.3E-01	466.24	1	3	1.12E+02
3344.5	1	3	1.51E-01	6449.8	3	5	9.0E-02	498.01	3	5	2.49E+01
3350.2	3	5	1.78E-01	6462.6	5	7	4.7E-01	506.18	5	5	7.2E+01
3361.9	5	7	2.23E-01	6471.7	7	7	5.9E-02	515.57	5	3	3.75E+01
3624.1	1	3	2.12E-01	6493.8	3	5	4.4E-01	<i>Ca X</i>			
3630.8	3	5	2.97E-01	6499.7	5	5	8.1E-02	110.96	2	4	2.9E+02
3631.0	3	3	1.53E-01	<i>Ca II</i>				111.20	2	2	2.92E+02
3644.4	5	7	3.55E-01	1341.9	2	4	1.5E-02	151.84	2	2	2.3E+02
3644.8	5	5	9.4E-02	1342.5	2	2	1.5E-02	153.02	4	2	4.5E+02
3870.5	3	5	7.2E-02	1649.9	2	4	3.2E-03	206.57	4	4	2.9E+01
3957.1	3	3	9.8E-02	1652.0	2	2	3.1E-03	206.75	6	4	2.6E+02
3973.7	5	3	1.75E-01	1673.9	2	4	2.24E-01	207.39	4	2	2.8E+02
4092.6	3	5	1.1E-01	1680.1	4	6	2.65E-01	411.70	2	4	8.3E+01
4094.9	5	7	1.2E-01	1680.1	4	4	4.41E-02	419.75	4	6	9.5E+01
4098.5	7	9	1.3E-01	1807.3	2	4	3.54E-01	420.47	4	4	1.6E+01
4108.5	5	7	9.0E-01	1814.5	4	6	4.2E-01	557.76	2	4	3.50E+01
4226.7	1	3	2.18E+00	1814.7	4	4	7.0E-02	574.01	2	2	3.2E+01
4283.0	3	5	4.34E-01	1843.1	2	2	1.6E-01				
				1850.7	4	2	3.08E-01				

λ Å	Weights		A 10^8 s^{-1}	λ Å	Weights		A 10^8 s^{-1}	λ Å	Weights		A 10^8 s^{-1}
	g_i	g_k			g_i	g_k			g_i	g_k	
<i>Ca XI</i>				1431.60	5	7	2.11E+00	6655.52	3	3	5.03E-03
30.448	1	3	6.2E+03	1432.10	5	5	2.01E+00	6828.12	3	5	9.89E-03
30.867	1	3	4.9E+04	1432.53	5	3	2.11E+00	7111.47	3	5	2.17E-02
35.212	1	3	2.0E+03	1459.03	5	3	4.76E-01	7113.18	7	9	2.47E-02
<i>Ca XII</i>				1463.34	5	7	1.88E+00	7115.17	5	7	2.19E-02
140.05	4	2	3.7E+02	1467.40	5	3	5.49E-01	7115.18	3	1	4.43E-02
147.27	2	2	1.6E+02	1468.41	5	3	3.90E-02	7116.99	7	5	3.26E-02
<i>Ca XV</i>				1470.09	5	7	1.37E-02	7119.66	5	3	3.12E-02
141.69	5	3	4.08E+02	1472.23	5	3	8.01E-03	7860.88	5	5	1.53E-02
*142.23	9	3	6.3E+02	1481.76	5	5	3.92E-01	8058.62	5	5	1.09E-02
161.00	5	5	1.9E+02	1560.31	1	3	6.57E-01	8335.15	3	1	3.51E-01
<i>Ca XVII</i>				1561.34	5	5	2.94E-01	9061.44	3	5	7.31E-02
19.558	1	3	3.8E+04	1561.44	5	7	1.18E+00	9062.49	1	3	9.48E-02
21.198	3	5	4.9E+04	1656.27	3	5	8.58E-01	9078.29	3	3	7.07E-02
192.82	1	3	1.21E+02	1656.93	1	3	1.13E+00	9088.51	3	1	3.00E-01
218.82	3	5	2.76E+01	1657.01	5	5	2.52E+00	9094.83	5	5	2.28E-01
223.02	1	3	3.44E+01	1657.38	3	3	8.64E-01	9111.81	5	3	1.35E-01
228.72	3	3	2.37E+01	1657.91	3	1	3.43E+00	9405.73	3	5	2.91E-01
232.83	5	5	6.5E+01	1658.12	5	3	1.44E+00	9603.03	1	3	3.06E-02
244.06	5	3	3.28E+01	1751.83	1	3	9.07E-01	9620.78	3	3	8.62E-02
<i>Ca XVIII</i>				1763.91	1	3	3.59E-02	9658.43	5	3	1.25E-01
*18.71	2	6	2.31E+04	1765.37	1	3	1.04E-02	<i>C II</i>			
*19.74	6	10	7.0E+04	1930.90	5	3	3.51E+00	687.345	4	6	2.84E+01
302.19	2	4	2.0E+01	2478.56	1	3	3.40E-01	858.092	2	2	1.18E+00
344.76	2	2	1.3E+01	2902.23	1	3	4.32E-03	858.559	4	2	2.35E+00
<i>Carbon</i>				2903.27	3	3	1.29E-02	903.623	2	4	6.85E+00
<i>CI</i>				2905.00	5	3	2.15E-02	903.962	2	2	2.74E+01
945.191	1	3	3.79E+00	4371.37	3	3	1.27E-02	904.142	4	4	3.42E+01
945.338	3	3	1.14E+01	4762.31	1	3	3.37E-03	904.480	4	2	1.37E+01
945.579	5	3	1.89E+01	4762.53	3	5	2.72E-03	1009.86	2	4	5.71E+00
1193.24	5	7	1.22E+00	4766.67	3	3	2.36E-03	1010.08	4	4	1.14E+01
1260.74	1	3	5.32E-01	4770.03	3	1	1.07E-02	1010.37	6	4	1.71E+01
1260.93	3	1	1.70E+00	4771.74	5	5	7.97E-03	1036.34	2	2	7.61E+00
1261.00	3	3	4.42E-01	4775.90	5	3	4.84E-03	1037.02	4	2	1.52E+01
1261.12	3	5	3.71E-01	4812.92	1	3	4.03E-04	1323.91	4	4	4.33E+00
1261.43	5	3	7.06E-01	4817.37	3	3	8.76E-04	1323.95	6	6	4.49E+00
1261.55	5	5	1.27E+00	4826.80	5	3	6.28E-04	1334.53	2	4	2.37E+00
1274.11	5	7	1.03E-02	4932.05	3	1	6.02E-02	1335.71	4	6	2.84E+00
1277.25	1	3	1.27E+00	5023.84	7	9	1.81E-03	2091.14	2	4	1.00E-01
1277.28	3	5	1.73E+00	5039.06	7	9	4.73E-03	2091.19	4	6	1.69E-01
1277.51	3	3	9.12E-01	5041.48	3	5	5.25E-03	2091.65	6	8	2.41E-01
1277.55	5	7	2.31E+00	5041.79	5	7	3.28E-03	2093.16	6	6	7.20E-02
1277.72	5	5	6.35E-01	5052.17	3	5	2.60E-02	2173.85	2	4	2.31E-01
1277.95	5	3	5.56E-02	5380.34	3	3	1.86E-02	2174.17	2	2	2.31E-01
1279.23	5	7	1.10E-01	5545.05	3	3	3.04E-03	2509.13	2	4	4.53E-01
1279.89	3	5	3.08E-01	5668.94	3	3	2.35E-02	2511.74	4	4	9.04E-02
1280.14	1	3	3.11E-01	5793.12	7	5	3.44E-03	2512.06	4	6	5.42E-01
1280.33	5	5	5.77E-01	5794.47	5	5	6.44E-04	2727.31	2	4	6.63E-02
1280.40	3	3	1.73E-01	5800.23	3	3	1.04E-03	2728.72	4	4	3.31E-01
1280.60	3	1	8.22E-01	5800.60	5	3	3.04E-03	2729.21	2	2	2.65E-01
1280.85	5	3	3.33E-01	5805.20	3	1	4.12E-03	2730.63	4	2	1.32E-01
1328.83	1	3	7.95E-01	6001.12	5	5	3.22E-03	5132.95	2	4	3.89E-01
1329.09	3	1	2.41E+00	6006.02	7	5	1.79E-02	5133.28	4	6	2.80E-01
1329.58	5	5	1.79E+00	6007.18	3	3	5.34E-03	5137.26	2	2	1.55E-01
1329.60	5	3	1.00E+00	6010.68	3	1	2.13E-02	5139.17	4	4	1.24E-01
1355.84	5	7	1.04E+00	6013.17	7	5	1.79E-02	5143.49	4	2	7.73E-01
1364.16	5	5	1.57E-01	6013.21	7	9	4.35E-03	5145.16	6	6	6.49E-01
				6014.83	5	3	1.60E-02	5151.08	6	4	4.16E-01
				6016.45	5	7	3.86E-03	5640.55	2	4	9.89E-02
				6587.61	3	3	5.09E-02				

λ Å	Weights		A 10^8 s^{-1}	λ Å	Weights		A 10^8 s^{-1}	λ Å	Weights		A 10^8 s^{-1}
	g_i	g_k			g_i	g_k			g_i	g_k	
3611.4	2	4	1.5E-03	4917.7	3	5	7.5E-01	2769.90	7	5	1.1E+00
3617.3	2	2	2.5E-04	5078.3	7	7	7.7E-01	2780.70	9	7	1.4E+00
3876.1	2	4	3.8E-03	5219.1	3	9	8.6E-01	2879.27	5	7	2.1E-01
3888.6	2	2	9.7E-04	5392.1	5	7	1.0E+00	2887.00	3	5	2.7E-01
4555.3	2	4	1.88E-02	<i>Cl III</i>				2889.22	9	9	6.6E-01
4593.2	2	2	8.0E-03	2298.5	4	4	4.2E+00	2893.25	7	7	5.2E-01
8521.1	2	4	3.27E-01	2340.6	6	6	4.2E+00	2894.17	1	3	3.3E-01
8943.5	2	2	2.87E-01	2370.4	8	6	2.8E+00	2896.76	5	5	3.0E-01
<i>Chlorine</i>				2531.8	2	4	4.4E+00	2905.48	3	1	1.3E+00
<i>Cl I</i>				2532.5	4	6	5.3E+00	2909.05	5	3	6.8E-01
1188.8	4	6	2.33E+00	2577.1	4	6	4.3E+00	2910.89	7	5	3.4E-01
1188.8	4	4	2.71E-01	2580.7	6	8	4.7E+00	2911.15	9	7	2.6E-01
1201.4	2	4	2.39E+00	2601.2	2	4	4.6E+00	2967.64	7	9	3.9E-01
1335.7	4	2	1.74E+00	2603.6	4	6	5.0E+00	2971.10	5	7	7.1E-01
1347.2	4	4	4.19E+00	2609.5	6	8	5.7E+00	2975.48	3	5	8.9E-01
1351.7	2	2	3.23E+00	2617.0	8	10	6.6E+00	2980.78	1	3	5.10E-01
1363.4	2	4	7.5E-01	2661.6	4	6	3.4E+00	2988.64	5	7	5.2E-01
4323.3	4	4	1.1E-02	2665.5	6	8	4.8E+00	2991.88	3	1	3.0E+00
4363.3	4	6	6.8E-03	2691.5	4	4	3.5E+00	2994.06	5	5	2.5E-01
4379.9	4	4	1.4E-02	2710.4	4	6	3.5E+00	2995.09	5	5	4.3E-01
4389.8	6	8	1.4E-02	3340.4	6	6	1.5E+00	2996.57	5	3	2.0E+00
4526.2	4	4	5.1E-02	3392.9	4	4	1.9E+00	2998.78	5	3	4.07E-01
4601.0	2	2	4.2E-02	3393.5	6	6	1.9E+00	3000.88	7	5	1.6E+00
4661.2	2	4	1.2E-02	3530.0	6	8	1.8E+00	3005.06	9	7	9.2E-01
7256.6	6	4	1.5E-01	3560.7	4	6	1.7E+00	3013.72	3	5	8.3E-01
7414.1	6	4	4.7E-02	3602.1	6	8	1.7E+00	3015.20	1	3	1.63E+00
7547.1	4	4	1.2E-01	3612.9	4	6	1.2E+00	3020.67	3	3	1.5E+00
7717.6	4	4	3.0E-02	3720.5	4	6	1.7E+00	3021.58	9	11	2.91E+00
7745.0	2	4	6.3E-02	<i>Chromium</i>				3024.36	5	5	1.27E+00
7769.2	6	6	6.0E-02	<i>Cr I</i>				3029.17	5	3	3.8E-01
7821.4	6	8	9.8E-02	1999.95	9	9	1.4E+00	3030.25	7	7	1.1E+00
7830.8	4	4	9.7E-02	2383.30	9	11	4.1E-01	3031.35	5	3	3.1E-01
7878.2	6	6	1.8E-02	2389.21	3	5	2.3E-01	3034.19	7	7	3.5E-01
7899.3	4	6	5.1E-02	2408.60	9	7	6.7E-01	3037.05	9	9	5.4E-01
7924.6	2	4	2.1E-02	2408.72	7	5	2.9E-01	3040.84	7	5	7.4E-01
7935.0	6	8	3.9E-02	2492.57	3	5	4.5E-01	3053.87	9	7	7.97E-01
7997.9	4	4	2.1E-02	2495.08	3	3	2.7E-01	3148.44	9	11	5.6E-01
<i>Cl II</i>				2496.30	5	7	5.6E-01	3155.16	11	13	5.7E-01
3329.1	5	7	1.5E+00	2502.55	7	9	2.2E-01	3163.76	13	15	6.0E-01
3522.1	7	7	1.4E+00	2504.31	7	9	4.5E-01	3237.73	9	9	1.3E+00
3798.8	5	7	1.6E+00	2508.11	5	5	2.1E-01	3238.09	11	11	2.0E-01
3805.2	7	9	1.8E+00	2508.97	5	3	3.8E-01	3578.68	7	9	1.48E+00
3809.5	3	5	1.5E+00	2527.11	9	9	5.3E-01	3593.48	7	7	1.50E+00
3851.0	5	7	1.8E+00	2549.55	3	3	4.8E-01	3605.32	7	5	1.62E+00
3851.4	5	5	1.6E+00	2560.70	5	5	4.3E-01	3639.80	13	11	1.8E+00
3854.7	3	5	2.2E+00	2571.74	7	5	6.4E-01	3743.89	13	13	7.61E-01
3861.9	5	7	2.4E+00	2577.66	7	7	2.6E-01	3757.66	7	7	4.13E-01
3868.6	7	9	2.7E+00	2591.84	9	7	6.5E-01	3768.24	5	5	5.10E-01
3913.9	9	9	8.2E-01	2620.48	5	3	1.9E-01	3804.80	9	9	6.9E-01
3990.2	5	7	8.4E-01	2673.64	3	3	1.8E-01	3963.69	13	15	1.3E+00
4132.5	5	5	1.6E+00	2701.99	9	11	2.1E-01	3969.75	11	13	1.2E+00
4276.5	9	7	7.6E-01	2726.50	5	7	7.5E-01	3983.90	7	9	1.05E+00
4768.7	3	5	7.7E-01	2731.90	5	5	7.8E-01	3991.12	5	7	1.07E+00
4781.3	5	7	1.0E+00	2736.46	5	3	7.5E-01	4001.44	9	11	6.8E-01
4794.6	5	7	1.04E+00	2752.85	3	3	8.7E-01	4039.10	15	15	6.7E-01
4810.1	5	5	9.9E-01	2757.09	5	5	6.8E-01	4048.78	13	13	6.4E-01
4819.5	5	3	1.00E+00	2761.74	5	3	6.8E-01	4058.78	11	11	6.7E-01
4904.8	5	7	8.1E-01	2764.36	7	7	3.7E-01	4065.71	9	11	3.5E-01
								4165.52	11	13	7.5E-01
								4204.48	13	11	3.1E-01

λ Å	Weights		A 10^8 s^{-1}	λ Å	Weights		A 10^8 s^{-1}	λ Å	Weights		A 10^8 s^{-1}
	g_i	g_k			g_i	g_k			g_i	g_k	
13.76	1	3	1.51E+05	2424.93	10	10	3.2E+00	3523.42	4	2	9.8E-01
13.78	5	7	1.7E+05	2432.21	8	8	2.6E+00	3526.85	10	10	1.3E-01
13.84	5	7	2.59E+05	2436.66	6	6	2.6E+00	3529.03	6	8	8.8E-02
13.87	3	5	8.5E+04	2439.04	4	4	2.7E+00	3529.82	8	10	4.6E-01
13.92	3	5	8.5E+04	2460.80	4	6	1.2E-01	3533.36	4	6	9.1E-02
13.93	5	7	4.2E+04	2467.69	6	8	7.0E-02	3560.89	4	4	2.3E-01
13.95	5	5	3.8E+04	2470.27	10	12	1.5E-01	3564.95	6	8	7.0E-02
14.04	3	5	1.2E+05	2476.64	10	8	2.2E-01	3569.37	8	8	1.6E+00
14.24	1	3	1.41E+05	2504.52	10	8	1.8E-01	3574.97	6	6	1.5E-01
<i>Cr XXII</i>				2511.02	10	10	9.2E-01	3575.36	8	8	9.6E-02
2.190	4	2	1.7E+06	2521.36	10	8	3.0E+00	3585.15	8	8	7.1E-02
2.191	2	2	2.5E+06	2528.97	8	6	2.8E+00	3587.19	6	6	1.4E+00
2.198	4	4	4.5E+06	2530.13	6	6	7.1E-02	3594.87	6	6	9.2E-02
2.199	2	4	2.3E+06	2535.96	6	4	1.9E+00	3602.08	4	4	1.0E-01
2.202	4	6	1.6E+06	2536.50	8	8	3.0E-01	3704.06	6	8	1.2E-01
2.203	4	2	1.3E+06	2544.25	4	2	3.0E+00	3745.49	8	8	7.5E-02
13.149	2	4	1.29E+05	2562.12	4	4	3.9E-01	3842.05	8	6	1.3E-01
13.292	4	6	1.54E+05	2567.34	6	6	3.0E-01	3845.47	8	10	4.6E-01
<i>Cr XXIII</i>				2574.35	8	8	1.7E-01	3861.16	6	4	1.4E-01
1.7632	1	3	3.68E+05	2685.34	6	8	5.5E-02	3873.12	10	8	1.2E-01
1.8557	1	3	8.97E+05	3017.55	8	6	6.9E-02	3873.95	8	6	1.0E-01
2.095	3	1	3.5E+06	3044.00	10	10	1.9E-01	3881.87	6	4	8.2E-02
2.101	1	3	2.0E+06	3048.89	6	4	7.5E-02	3894.07	6	8	6.9E-01
2.101	5	5	7.9E+05	3061.82	8	8	1.6E-01	3894.98	4	2	8.8E-02
2.102	3	5	2.1E+06	3072.34	6	6	1.5E-01	3935.96	8	10	6.2E-02
2.103	3	5	1.2E+06	3086.78	4	4	1.9E-01	3995.31	8	10	2.5E-01
2.104	1	3	1.4E+06	3354.37	8	6	1.1E-01	3997.90	6	8	7.0E-02
2.105	3	3	9.6E+05	3367.11	10	8	6.0E-02	4092.39	8	8	5.7E-02
2.106	3	3	2.0E+06	3385.22	8	6	1.1E-01	4110.53	6	6	5.5E-02
2.107	5	5	2.3E+06	3388.16	6	4	2.4E-01	4118.77	6	8	1.6E-01
2.107	3	5	3.3E+06	3395.37	6	8	2.9E-01	4121.32	8	10	1.9E-01
2.109	5	3	1.7E+06	3405.12	10	10	1.0E+00	5146.75	8	8	1.5E-01
2.113	3	5	5.9E+05	3409.17	8	8	4.2E-01	5212.70	10	10	1.9E-01
2.119	3	1	2.7E+05	3412.34	8	10	6.1E-01	5265.79	6	8	5.0E-02
2.129	3	1	5.1E+05	3412.63	10	8	1.2E-01	5280.63	10	8	2.8E-01
2.1818	1	3	3.37E+06	3414.74	4	4	8.8E-02	5352.05	12	10	2.7E-01
2.1923	1	3	2.34E+05	3417.15	6	6	3.2E-01	5477.09	6	8	6.8E-02
<i>Cobalt</i>				3431.58	8	6	1.1E-01	5483.96	8	10	7.3E-02
<i>Co I</i>				3433.05	4	4	1.0E+00	6082.43	10	10	5.4E-02
2287.80	8	8	8.6E-01	3442.92	6	4	1.2E-01	6455.00	8	10	9.0E-02
2295.22	10	8	2.2E-01	3443.64	8	8	6.9E-01	7838.12	8	10	5.4E-02
2309.03	10	10	5.6E-01	3449.17	6	6	7.6E-01	8093.93	12	10	2.0E-01
2323.13	8	8	5.0E-01	3449.44	10	10	1.8E-01	8372.79	10	10	8.7E-02
2325.53	6	8	1.1E-01	3453.51	10	12	1.1E+00	<i>Co II</i>			
2335.98	6	6	5.1E-01	3455.24	4	2	1.9E-01	2286.15	11	13	3.3E+00
2338.66	4	4	7.7E-01	3462.80	4	6	7.9E-01	2307.85	9	11	2.6E+00
2353.36	8	10	1.5E-01	3465.79	10	12	9.2E-02	2311.61	7	9	2.8E+00
2355.48	6	8	1.3E-01	3474.02	6	8	5.6E-01	2314.05	5	7	2.8E+00
2358.18	4	6	1.4E-01	3483.41	8	10	5.5E-02	2314.97	3	5	2.7E+00
2365.06	10	10	1.3E-01	3489.40	8	6	1.3E+00	2330.36	5	3	1.32E+00
2371.85	6	8	7.3E-02	3491.32	4	4	5.0E-02	2344.28	3	3	1.5E+00
2384.86	10	8	2.4E-01	3495.68	4	6	4.9E-01	2353.41	7	7	1.9E+00
2392.03	6	6	4.0E-01	3502.28	10	8	8.0E-01	2363.80	9	9	2.1E+00
2402.06	8	6	5.1E-01	3502.63	6	6	5.2E-02	2378.62	11	9	1.9E+00
2407.25	10	12	3.6E+00	3506.32	8	6	8.2E-01	2383.45	9	7	1.8E+00
2412.76	4	6	6.5E-01	3509.84	6	8	3.2E-01	2388.92	11	11	2.8E+00
2414.46	6	8	3.4E+00	3512.64	6	4	1.0E+00	2389.54	5	3	1.5E+00
2415.29	4	6	3.6E+00	3513.48	8	10	7.8E-02	2404.17	3	3	1.5E+00
				3518.34	6	4	1.6E+00	2417.66	9	9	8.5E-01
				3521.58	10	8	1.8E-01				

λ Å	Weights		A 10^8 s^{-1}	λ Å	Weights		A 10^8 s^{-1}	λ Å	Weights		A 10^8 s^{-1}
	g_i	g_k			g_i	g_k			g_i	g_k	
Copper											
Cu I											
*2024.3	2	6	9.8E-02	4194.8	17	17	7.2E-01	3212.8	8	8	2.9E-01
2165.1	2	4	5.1E-01	4211.7	17	19	2.08E+00	3213.8	8	6	1.8E-01
2178.9	2	4	9.13E-01	4218.1	15	15	1.85E+00	3235.1	8	10	1.0E-02
2181.7	2	2	1.0E+00	4221.1	15	17	1.52E+00	3241.4	8	8	2.3E-02
2225.7	2	2	4.6E-01	4225.2	13	15	4.5E+00	3246.0	8	6	1.4E-02
2244.3	2	4	1.19E-02	4268.3	15	15	3.6E-02	3247.6	8	8	2.3E-02
2441.6	2	2	2.0E-02	4276.7	13	13	7.3E-01	3322.3	8	6	3.5E-02
2492.2	2	4	3.11E-02	4292.0	15	15	5.8E-02	3334.3	8	6	3.4E-01
2618.4	6	4	3.07E-01	4577.8	17	19	2.2E-02	3350.4	8	10	1.5E-02
2766.4	4	4	9.6E-02	4589.4	17	15	1.3E-01	3353.7	8	8	5.8E-03
2824.4	6	6	7.8E-02	4612.3	17	15	8.2E-02	3457.1	8	8	8.4E-03
2961.2	6	8	3.76E-02	5077.7	17	17	5.7E-03	3467.9	8	8	1.0E-02
3063.4	4	4	1.55E-02	5301.6	17	15	1.1E-02	3589.3	8	6	6.9E-03
3194.1	4	4	1.55E-02	5547.3	17	17	2.7E-03	4594.0	8	10	1.4E+00
3247.5	2	4	1.39E+00	5639.5	17	19	4.7E-03	4627.2	8	8	1.3E+00
3274.0	2	2	1.37E+00	5974.5	17	17	4.0E-03	4661.9	8	6	1.3E+00
3337.8	6	8	3.8E-03	5988.6	17	15	5.3E-03	5645.8	8	6	5.4E-03
4022.6	2	4	1.90E-01	6010.8	15	15	2.6E-02	5765.2	8	8	1.1E-02
4062.6	4	6	2.10E-01	6088.3	15	13	3.5E-02	6018.2	8	10	8.5E-03
4249.0	2	2	1.95E-01	6168.4	15	17	2.5E-02	6291.3	8	6	1.8E-03
4275.1	6	8	3.45E-01	6259.1	17	19	8.5E-03	6864.5	8	10	5.8E-03
4480.4	2	2	3.0E-02	6579.4	17	15	7.5E-03	7106.5	8	8	2.6E-03
4509.4	4	2	2.75E-01	Erbium				Fluorine			
4530.8	4	2	8.4E-02	Er I				FI			
4539.7	6	4	2.12E-01	3862.9	13	13	2.5E+00	806.96	4	6	3.3E+00
4587.0	8	6	3.20E-01	4008.0	13	15	2.6E+00	809.60	2	4	2.8E+00
4651.1	10	8	3.80E-01	4151.1	13	11	1.8E+00	951.87	4	2	2.6E+00
4704.6	8	8	5.5E-02	Europium				954.83	4	4	5.77E+00
5105.5	6	4	2.0E-02	Eu I				955.55	2	2	5.1E+00
5153.2	2	4	6.0E-01	2372.9	8	6	1.9E-01	958.52	2	4	1.3E+00
5218.2	4	6	7.5E-01	2375.3	8	8	2.0E-01	6239.7	6	4	2.5E-01
5220.1	4	4	1.50E-01	2379.7	8	10	2.0E-01	6348.5	4	4	1.8E-01
5292.5	8	8	1.09E-01	2619.3	8	10	7.0E-03	6413.7	2	4	1.1E-01
5700.2	4	4	2.4E-03	2643.8	8	8	6.6E-03	6708.3	6	4	1.4E-02
5782.1	4	2	1.65E-02	2659.4	8	10	1.2E-02	6774.0	6	6	1.0E-01
Cu II				2682.6	8	6	1.2E-02	6795.5	4	2	5.2E-02
2489.7	5	5	1.5E-02	2710.0	8	10	1.4E-01	6834.3	4	4	2.1E-01
2544.8	9	7	1.1E+00	2724.0	8	8	1.2E-01	6856.0	6	8	4.94E-01
2689.3	7	7	4.1E-01	2731.4	8	8	3.1E-02	6870.2	2	2	3.8E-01
2701.0	5	5	6.7E-01	2732.6	8	6	3.7E-02	6902.5	4	6	3.2E-01
2703.2	3	3	1.2E+00	2735.3	8	10	4.7E-02	6909.8	2	4	2.2E-01
2713.5	5	5	6.8E-01	2738.6	8	10	1.3E-02	6966.4	4	2	1.1E-01
Dysprosium				2743.3	8	6	1.1E-01	7037.5	4	4	3.0E-01
Dy I				2745.6	8	6	5.0E-02	7127.9	2	2	3.8E-01
2862.7	17	15	6.5E-02	2747.8	8	8	5.2E-02	7309.0	6	8	4.7E-01
2964.6	17	17	6.5E-02	2772.9	8	6	1.0E-02	7311.0	4	2	3.9E-01
3147.7	15	17	1.1E-01	2878.9	8	10	2.8E-02	7314.3	4	6	4.8E-01
3263.2	15	13	1.4E-01	2892.5	8	8	1.0E-01	7332.0	6	4	3.1E-01
3511.0	15	13	3.1E-01	2893.0	8	6	1.0E-01	7398.7	6	6	2.85E-01
3571.4	15	13	2.0E-01	2909.0	8	10	6.9E-02	7425.7	4	2	3.4E-01
3757.1	17	19	3.0E+00	2958.9	8	6	1.6E-02	7482.7	4	4	5.6E-02
3868.8	17	17	3.1E+00	3059.0	8	8	3.8E-02	7489.2	2	2	1.1E-01
3967.5	17	19	8.7E-01	3067.0	8	10	9.1E-03	7514.9	2	2	5.2E-02
4046.0	17	15	1.5E+00	3106.2	8	10	5.5E-02	7552.2	4	6	7.8E-02
4103.9	13	11	1.7E+00	3111.4	8	10	3.0E-01	7573.4	2	4	1.0E-01
4186.8	17	17	1.32E+00	3168.3	8	10	6.9E-02	7607.2	4	4	7.0E-02
				3185.5	8	10	5.8E-03	7754.7	4	6	3.82E-01
				3210.6	8	8	1.1E-01	7800.2	2	4	2.1E-01

λ Å	Weights		A 10^8 s^{-1}	λ Å	Weights		A 10^8 s^{-1}	λ Å	Weights		A 10^8 s^{-1}
	g_i	g_k			g_i	g_k			g_i	g_k	
Gallium											
Ga I											
2195.4	2	2	1.9E-02	1075.1	4	2	1.3E+00	4024.0	3	1	1.128E-02
2199.7	4	2	3.3E-02	1237.1	2	4	1.9E+01	*4026.2	9	15	1.160E-01
2214.4	4	6	1.2E-02	1261.9	4	6	2.2E+01	*4120.8	9	3	4.453E-02
2235.9	4	2	4.3E-02	1264.7	4	4	3.5E+00	4143.8	3	5	4.881E-02
2255.0	2	2	3.1E-02	1602.5	2	2	3.4E+00	4169.0	3	1	1.830E-02
2259.2	4	6	3.1E-02	1649.2	4	2	6.5E+00	4387.9	3	5	8.989E-02
2294.2	2	4	7.0E-02	4741.8	2	4	4.6E-01	4437.6	3	1	3.269E-02
2297.9	4	2	5.8E-02	4814.6	4	6	5.1E-01	*4471.5	9	15	2.458E-01
2338.2	4	6	9.8E-02	4824.1	4	4	8.6E-02	*4713.2	9	3	9.521E-02
2371.3	2	2	5.7E-02	5131.8	4	6	1.9E+00	4921.9	3	5	1.986E-01
2418.7	4	2	1.0E-01	5178.5	6	6	1.3E-01	5015.7	1	3	1.337E-01
2450.1	2	4	2.8E-01	5178.6	6	8	2.0E+00	5047.7	3	1	6.771E-02
2500.2	4	6	3.4E-01	5893.4	2	4	9.2E-01	*5875.7	9	15	7.070E-01
2659.9	2	2	1.2E-01	6021.0	2	2	8.4E-01	6678.2	3	5	6.371E-01
2719.7	4	2	2.3E-01	6336.4	2	2	4.4E-01	*7065.2	9	3	2.785E-01
2874.2	2	4	1.2E+00	6484.2	4	2	8.5E-01	7281.4	3	1	1.830E-01
2943.6	4	6	1.4E+00	Gold							
2944.2	4	4	2.7E-01	Au I							
4033.0	2	2	4.9E-01	2427.95	2	4	1.99E+00	9603.4	1	3	5.829E-03
4172.0	4	2	9.2E-01	2675.95	2	2	1.64E+00	*9702.6	9	3	8.651E-03
Ga II											
829.60	1	3	2.2E-01	3122.78	6	4	1.90E-01	*10311	9	15	1.995E-02
1414.4	1	3	1.88E+01	6278.30	4	2	3.4E-02	*10668	9	3	1.447E-02
Germanium											
Ge I											
1944.7	3	1	7.0E-01	Helium							
1955.1	3	3	2.8E-01	He I							
1988.3	5	3	2.5E-01	510.00	1	3	4.622E-01	11013	1	3	9.250E-03
1998.9	5	5	5.5E-01	512.10	1	3	7.317E-01	11045	3	5	1.846E-02
2041.7	1	3	1.1E+00	515.62	1	3	1.258E+00	11226	3	1	1.117E-02
2065.2	3	3	8.5E-01	522.21	1	3	2.436E+00	*11969	9	15	3.478E-02
2068.7	3	5	1.2E+00	537.03	1	3	5.663E+00	*12528	3	9	7.093E-03
2086.0	3	5	4.0E-01	584.33	1	3	1.799E+01	12756	5	3	1.275E-03
2094.3	5	7	9.7E-01	*2677.1	3	9	4.417E-03	*12785	15	21	4.134E-02
2105.8	5	5	1.7E-01	*2696.1	3	9	6.023E-03	12791	5	7	3.248E-02
2256.0	5	5	3.2E-02	*2723.2	3	9	8.500E-03	*12846	9	3	2.732E-02
2417.4	5	5	9.6E-01	*2763.8	3	9	1.251E-02	12968	3	5	3.362E-02
2498.0	1	3	1.3E-01	*2829.1	3	9	1.939E-02	*12985	15	9	2.729E-03
2533.2	3	3	1.0E-01	*2945.1	3	9	3.201E-02	Indium			
2589.2	5	3	5.1E-02	*3187.7	3	9	5.636E-02	In I			
2592.5	3	5	7.1E-01	3231.3	1	3	5.102E-03	2560.2	2	4	4.0E-01
2651.2	5	5	2.0E+00	3258.3	1	3	6.963E-03	2710.3	4	6	4.0E-01
2651.6	1	3	8.5E-01	3296.8	1	3	9.843E-03	3039.4	2	4	1.3E+00
2691.3	3	3	6.1E-01	3354.6	1	3	1.454E-02	3256.1	4	6	1.3E+00
2709.6	3	1	2.8E+00	3447.6	1	3	2.269E-02	4101.8	2	2	5.6E-01
2754.6	5	3	1.1E+00	*3554.4	9	15	7.597E-03	4511.3	4	2	1.02E+00
3039.1	5	3	2.8E+00	*3563.0	9	3	4.836E-03	In II			
3124.8	5	5	3.1E-02	*3587.3	9	15	1.811E-02	2941.1	3	1	1.4E+00
3269.5	5	3	2.9E-01	3613.6	1	3	3.802E-02	Iodine			
4226.6	1	3	2.1E-01	*3634.2	9	15	2.606E-02	I I			
4685.8	1	3	9.5E-02	*3652.0	9	3	9.744E-03	1782.8	4	4	2.71E+00
Ge II											
999.10	2	4	1.9E+00	*3705.0	9	15	3.953E-02	1830.4	4	6	1.6E-01
1016.6	4	6	2.1E+00	*3819.6	9	15	6.435E-02	Iridium			
1017.1	4	4	3.5E-01	3833.6	3	5	9.647E-03	Ir I			
1055.0	2	2	6.9E-01	*3867.5	9	3	2.447E-02	2475.12	10	10	2.1E-01
				3871.8	3	5	1.339E-02	2502.98	10	12	3.2E-01
				*3888.7	3	9	9.475E-02	2639.71	10	10	4.7E-01
				3926.5	3	5	1.937E-02	2661.98	10	10	2.5E-01
				3935.9	3	1	7.448E-03				
				3964.7	1	3	6.951E-02				
				4009.3	3	5	2.961E-02				

λ	Weights		A	λ	Weights		A	λ	Weights		A
	\AA	g_i			g_k	10^8 s^{-1}			\AA	g_i	
2664.79	10	8	4.0E-01	2443.87	11	11	5.89E-02	2606.83	9	11	2.43E-01
2694.23	10	12	4.8E-01	2453.48	9	7	1.89E-01	2609.22	7	7	4.60E-01
2849.72	10	10	2.2E-01	2453.57	11	13	1.23E-01	2618.02	7	7	1.50E-01
2853.31	10	10	2.0E-03	2457.60	11	11	4.81E-01	2623.53	7	9	2.13E-01
2882.64	10	8	7.2E-02	2462.18	7	5	1.10E-01	2632.24	5	5	1.21E-01
2924.79	10	12	1.42E-01	2462.65	9	9	5.85E-01	2635.72	11	9	4.29E-02
2934.64	8	10	2.0E-01	2463.73	7	5	1.64E-01	2635.81	5	7	2.11E-01
2951.22	10	8	2.8E-02	2465.15	9	9	4.35E-01	2641.03	9	7	7.71E-02
3003.63	8	10	5.9E-02	2468.88	11	11	2.40E-01	2641.64	9	7	6.47E-02
3168.88	8	10	5.47E-02	2470.97	9	11	2.36E-02	2644.00	3	5	2.34E-01
3220.78	10	8	2.4E-01	2472.34	11	13	7.21E-02	2656.15	13	15	1.63E-01
3558.99	6	8	1.5E-02	2472.87	5	3	2.10E-01	2662.06	7	5	4.64E-02
3573.72	8	10	5.4E-02	2472.89	7	7	1.30E+00	2666.81	11	9	8.91E-02
3617.21	6	8	2.0E-02	2473.16	9	9	2.75E-02	2666.97	9	11	5.16E-02
3628.67	8	8	2.8E-02	2474.81	7	7	6.13E-01	2669.49	11	13	1.34E-01
3661.71	8	10	4.0E-02	2476.66	5	3	3.05E-01	2679.02	9	11	1.10E-01
3734.77	8	8	2.7E-02	2479.48	5	5	2.10E-01	2679.06	11	11	1.50E-01
4033.76	8	10	2.7E-02	2479.78	5	5	1.74E+00	2689.21	9	7	1.68E-01
4069.92	6	8	3.6E-02	2483.27	9	11	4.80E+00	2689.83	7	9	3.04E-02
4913.35	12	12	3.3E-02	2483.53	5	5	2.09E-01	2697.02	7	9	3.51E-02
4939.24	10	12	2.5E-03	2484.19	3	3	2.26E+00	2699.11	9	9	5.59E-02
<i>Iron</i>				2485.99	9	9	2.94E-02	2701.91	9	7	1.05E-01
<i>Fe I</i>				2486.69	7	9	1.47E-01	2702.45	13	11	4.23E-02
1934.54	9	7	2.5E-01	2487.07	3	3	6.40E-01	2706.01	13	13	2.28E-01
1937.27	9	7	2.2E-01	2488.14	7	9	4.20E+00	2706.58	7	5	2.69E-01
1940.66	7	5	2.6E-01	2489.75	1	3	2.31E+00	2708.57	9	9	6.49E-01
2132.02	9	9	7.6E-02	2489.91	3	5	8.72E-02	2710.54	5	7	5.99E-02
2145.19	7	7	5.7E-02	2490.64	5	7	3.44E+00	2711.66	9	11	4.99E-02
2153.01	5	5	6.9E-02	2491.16	3	5	2.91E+00	2716.26	9	9	3.70E-02
2161.58	3	5	5.0E-02	2491.99	9	9	3.25E-01	2716.42	11	9	4.96E-02
2166.77	9	7	2.7E+00	2494.00	3	5	8.89E-02	2718.44	5	3	3.79E-01
2171.30	5	7	5.1E-02	2496.53	9	11	2.15E-01	2719.03	9	7	1.42E+00
2173.21	3	5	8.3E-02	2501.13	9	7	6.75E-01	2719.06	7	7	7.40E-01
2176.84	1	3	1.0E-01	2501.69	11	9	3.69E-02	2719.42	11	11	3.20E-01
2191.84	5	5	1.2E+00	2505.01	9	11	2.56E-01	2720.90	7	5	1.04E+00
2196.04	3	3	1.2E+00	2506.57	7	9	2.04E-01	2723.58	5	3	5.69E-01
2200.39	1	3	8.9E-01	2507.90	7	9	1.93E-01	2724.95	7	9	4.76E-02
2200.72	3	5	2.8E-01	2510.83	7	5	1.29E+00	2726.06	3	1	5.52E-01
2259.51	9	11	5.66E-02	2517.66	5	7	1.58E-01	2728.02	9	9	3.45E-02
2272.07	7	9	2.92E-02	2518.10	5	3	1.93E+00	2728.82	9	9	2.98E-01
2276.03	9	7	1.25E-01	2519.63	3	5	1.34E-01	2731.28	5	7	6.84E-02
2284.09	7	5	1.29E-01	2522.85	9	9	2.13E+00	2733.58	11	9	7.10E-01
2287.25	5	3	2.23E-01	2524.29	3	1	3.23E+00	2735.48	9	7	5.03E-01
2292.52	7	9	2.96E-02	2527.27	13	13	3.46E-01	2737.31	3	3	7.25E-01
2294.41	3	1	3.61E-01	2527.44	7	7	1.93E+00	2737.64	13	11	1.14E-01
2297.79	7	7	1.44E-01	2529.14	5	5	9.91E-01	2742.25	7	5	3.41E-01
2298.17	9	9	3.09E-01	2529.31	5	7	4.86E+00	2742.41	5	5	4.70E-01
2299.22	5	5	7.03E-02	2529.84	3	3	3.83E-01	2743.57	7	7	4.84E-02
2300.14	5	7	4.99E-02	2533.14	11	11	2.07E-01	2744.07	1	3	3.09E-01
2301.68	1	3	8.68E-02	2535.61	1	3	9.59E-01	2744.53	5	3	2.53E-01
2303.58	3	5	4.83E-02	2537.17	13	15	3.70E+00	2750.14	7	7	2.74E-01
2309.00	3	5	1.02E-01	2537.46	9	11	3.19E-02	2753.69	3	1	4.00E-01
2313.10	5	7	1.18E-01	2540.97	3	5	9.59E-01	2754.03	5	5	7.29E-02
2320.36	7	9	1.41E-01	2542.10	11	13	4.47E+00	2755.18	11	9	5.13E-02
2373.62	7	7	6.53E-02	2543.92	9	11	4.70E+00	2756.33	3	5	1.41E-01
2389.97	5	7	4.47E-02	2545.98	5	7	7.16E-01	2757.32	3	3	2.85E-01
2438.18	11	9	7.09E-02	2549.61	7	9	2.31E-01	2761.78	5	5	1.94E-01
2439.74	13	13	3.46E+00	2576.69	11	11	1.13E-01	2762.03	7	7	1.76E-01
2442.57	11	11	3.12E+00	2584.54	11	13	3.15E-01	2767.52	9	9	1.48E-01
				2599.57	9	9	1.47E-01	2769.30	13	13	1.80E-01

λ Å	Weights		A 10^8 s^{-1}	λ Å	Weights		A 10^8 s^{-1}	λ Å	Weights		A 10^8 s^{-1}
	g_i	g_k			g_i	g_k			g_i	g_k	
2772.07	11	11	2.34E-02	2973.13	5	7	1.35E-01	3099.89	3	3	1.93E-01
2772.11	5	7	4.12E-02	2973.24	7	9	1.83E-01	3099.97	9	9	8.23E-02
2778.22	11	11	9.08E-02	2976.13	5	7	9.70E-02	3100.30	5	5	1.87E-01
2780.70	9	9	9.01E-02	2980.53	7	7	1.66E-01	3100.67	7	7	1.35E-01
2784.34	11	11	2.30E-02	2981.45	7	5	6.53E-02	3100.84	13	11	2.73E-02
2787.93	9	11	2.27E-02	2981.85	7	9	1.86E-01	3101.00	9	9	5.53E-02
2788.10	11	13	5.92E-01	2982.23	9	7	3.47E-02	3112.08	11	11	5.24E-02
2789.80	11	9	2.36E-01	2983.57	9	7	2.79E-01	3119.49	11	9	8.28E-02
2797.78	9	9	4.52E-02	2987.29	9	7	5.25E-02	3120.44	9	7	7.26E-02
2803.61	9	9	1.04E-01	2990.39	9	11	3.5E-01	3125.68	13	11	8.46E-02
2804.52	9	9	1.05E-01	2994.43	7	5	4.39E-01	3132.52	9	7	3.39E-01
2804.86	9	7	2.40E-01	2996.39	3	5	1.70E-01	3142.45	7	7	3.93E-02
2806.98	9	11	1.15E-01	2999.51	11	11	1.70E-01	3142.89	5	5	5.65E-02
2812.04	9	9	5.00E-02	3000.45	9	11	5.41E-02	3143.99	9	9	6.10E-01
2813.29	9	11	3.42E-01	3000.95	5	3	6.42E-01	3145.06	9	9	4.65E-02
2823.28	7	7	1.51E-01	3003.03	7	5	7.50E-02	3147.79	7	7	7.59E-02
2825.56	7	9	1.32E-01	3004.11	11	11	2.79E-02	3153.20	7	9	7.91E-02
2832.44	7	9	2.38E-01	3005.30	13	15	2.94E-02	3154.50	5	7	4.64E-02
2834.75	9	11	5.41E-02	3007.15	9	7	7.34E-02	3156.27	7	7	6.36E-01
2838.12	5	5	1.28E-01	3008.14	3	1	1.07E+00	3157.04	9	11	1.26E-01
2843.63	9	7	6.96E-02	3009.09	13	11	7.77E-02	3157.89	5	7	1.61E-01
2843.98	5	7	3.17E-01	3009.57	9	9	1.43E-01	3160.66	9	9	1.93E-01
2845.59	7	5	7.86E-02	3011.48	7	9	3.79E-01	3161.95	11	13	4.65E-02
2851.80	3	5	3.37E-01	3015.92	11	9	6.3E-02	3165.86	7	9	5.35E-02
2853.77	7	9	5.91E-02	3016.18	5	3	8.85E-02	3166.44	9	7	1.14E-01
2863.43	9	9	4.13E-02	3018.98	7	7	1.03E-01	3171.35	9	7	1.85E-01
2868.45	5	3	1.45E-01	3019.29	9	11	2.33E-02	3175.44	11	11	1.44E-01
2877.30	9	9	4.61E-02	3020.49	5	5	1.94E-01	3178.01	11	9	1.28E-01
2883.75	11	11	2.91E-02	3020.64	9	9	7.59E-01	3180.22	7	9	4.42E-01
2887.81	11	13	7.98E-02	3021.07	7	7	4.55E-01	3181.52	7	5	1.84E-01
2892.48	9	9	8.78E-02	3024.03	3	5	4.87E-02	3182.06	9	9	3.23E-02
2894.50	5	5	4.83E-01	3025.64	13	13	5.86E-01	3182.97	5	7	1.42E-01
2895.03	7	7	4.24E-02	3025.84	1	3	3.48E-01	3188.57	11	11	5.00E-02
2899.41	5	3	4.68E-01	3026.46	5	5	1.10E-01	3188.82	3	5	2.53E-01
2901.91	11	11	1.78E-01	3030.15	11	11	5.04E-01	3190.65	9	11	5.75E-02
2907.52	9	11	1.61E-01	3031.64	3	3	1.38E-01	3190.82	9	9	5.55E-02
2908.86	7	9	8.98E-02	3037.39	3	5	2.91E-01	3192.80	3	5	5.01E-01
2918.02	13	13	1.18E+00	3040.43	9	11	2.45E-02	3193.30	5	7	3.07E-01
2919.84	9	11	7.44E-02	3041.64	7	9	4.24E-02	3194.42	5	3	1.08E-01
2920.69	5	5	6.38E-02	3041.74	7	9	5.20E-02	3196.12	11	9	1.40E-01
2923.29	11	11	1.39E+00	3042.02	3	5	4.70E-02	3196.93	9	11	5.97E-01
2923.85	11	11	2.97E-01	3042.66	5	7	5.20E-02	3199.53	9	9	2.23E-01
2925.36	7	9	1.69E-01	3047.60	5	7	2.84E-01	3202.56	9	7	6.18E-02
2929.01	7	5	5.10E-02	3053.07	3	5	1.53E-01	3205.40	3	3	9.77E-01
2929.12	9	9	1.53E+00	3055.26	7	5	9.48E-02	3210.23	9	11	1.15E-01
2936.90	9	9	1.40E-01	3057.45	11	9	3.13E-01	3210.83	5	3	9.24E-01
2947.36	5	5	9.30E-02	3059.09	7	9	1.63E-01	3211.61	9	9	3.07E-02
2947.88	7	7	1.83E-01	3060.54	9	7	6.75E-02	3211.99	11	9	4.64E-01
2948.43	9	9	3.32E-01	3066.48	9	7	9.11E-02	3214.01	7	7	8.38E-01
2953.49	7	7	3.64E-01	3067.00	11	13	1.71E-01	3214.06	7	5	1.18E+00
2953.94	5	5	1.89E-01	3067.12	5	7	3.89E-02	3215.94	5	5	6.19E-01
2954.65	5	7	1.06E-01	3067.24	9	7	3.12E-01	3217.38	11	9	1.50E-01
2957.36	3	3	1.77E-01	3068.17	5	3	1.11E-01	3219.58	7	9	4.64E-01
2957.48	5	3	1.31E-01	3073.98	11	9	3.83E-02	3219.80	9	7	3.61E-01
2959.99	11	13	5.02E-01	3075.72	7	5	3.14E-01	3221.92	3	3	1.22E-01
2960.66	11	9	8.48E-02	3078.43	1	3	1.52E-01	3222.07	11	11	8.65E-01
2965.25	1	3	1.16E-01	3079.99	9	11	8.35E-02	3225.79	11	13	1.18E+00
2966.90	9	11	2.72E-01	3083.74	5	3	3.08E-01	3227.80	9	7	4.96E-01
2968.48	3	3	8.26E-02	3091.58	3	1	5.53E-01	3228.25	5	3	3.72E-01
2970.10	3	5	1.08E-01	3098.19	11	11	7.52E-02	3229.99	9	11	1.06E-01

λ Å	Weights		A 10^8 s^{-1}	λ Å	Weights		A 10^8 s^{-1}	λ Å	Weights		A 10^8 s^{-1}
	g_i	g_k			g_i	g_k			g_i	g_k	
3230.21	5	5	2.06E-01	3406.80	3	3	2.08E-01	3534.53	11	11	2.20E-02
3230.96	7	5	3.7E-01	3407.46	7	9	6.09E-01	3536.56	5	7	9.95E-01
3233.05	13	15	4.19E-01	3410.17	3	5	5.07E-01	3537.73	5	3	1.33E-01
3233.97	9	9	2.08E-01	3411.35	9	9	6.0E-02	3537.89	11	11	8.0E-02
3239.43	9	9	2.95E-01	3413.13	5	7	3.23E-01	3540.12	7	9	9.48E-02
3244.19	9	11	3.06E-01	3415.53	3	5	4.64E-02	3541.08	9	11	8.65E-01
3246.96	5	3	1.09E-01	3417.84	3	3	4.01E-01	3542.08	7	9	9.51E-01
3248.20	7	7	1.92E-01	3418.51	3	1	9.88E-01	3543.67	3	5	1.6E-01
3250.76	11	11	2.85E-02	3422.66	3	5	1.38E-01	3545.64	9	9	2.05E-01
3252.91	9	11	2.20E-02	3424.28	7	7	1.61E-01	3547.19	9	9	7.13E-02
3253.60	7	9	1.62E-01	3425.01	9	7	2.57E-01	3552.11	3	5	4.8E-02
3254.36	11	13	4.24E-01	3426.63	5	3	1.94E-01	3552.83	5	5	1.74E-01
3257.23	9	9	4.76E-02	3426.67	11	11	1.07E-01	3553.74	11	9	1.09E+00
3257.59	7	5	8.94E-02	3427.12	7	9	5.04E-01	3554.50	3	5	9.87E-02
3259.99	7	9	2.99E-02	3428.19	5	5	1.71E-01	3554.92	11	13	1.40E+00
3264.51	5	3	1.01E-01	3431.81	5	7	5.53E-02	3556.88	9	11	4.1E-01
3265.62	7	5	3.06E-01	3440.61	9	7	1.71E-01	3558.52	5	7	1.77E-01
3271.00	5	3	6.4E-01	3440.99	7	5	1.24E-01	3559.50	3	3	2.2E-01
3271.48	7	7	8.47E-02	3443.88	5	3	7.92E-02	3560.70	7	9	7.4E-02
3280.26	9	11	4.21E-01	3445.15	5	7	2.34E-01	3565.38	7	9	4.29E-01
3282.89	3	5	3.42E-01	3447.28	5	5	1.07E-01	3567.03	5	7	8.34E-02
3284.59	5	5	5.64E-02	3450.33	3	3	2.34E-01	3568.82	7	9	6.72E-02
3286.75	7	7	5.99E-01	3451.91	3	5	1.13E-01	3568.97	11	9	4.64E-02
3290.99	3	5	7.58E-02	3458.30	3	1	2.92E-01	3570.10	9	11	6.76E-01
3292.02	7	9	5.77E-01	3459.91	5	3	2.17E-01	3572.00	11	11	2.89E-01
3292.59	3	3	3.0E-01	3465.86	3	3	1.19E-01	3572.59	9	9	3.31E-02
3298.13	3	5	9.01E-02	3468.84	9	11	2.61E-02	3573.39	5	7	1.05E-01
3305.97	5	7	4.05E-01	3469.01	9	9	8.58E-02	3573.83	13	13	2.41E-02
3306.34	9	9	5.74E-01	3475.45	5	5	9.75E-02	3573.89	9	7	5.73E-01
3306.35	3	5	4.84E-01	3475.65	7	5	8.61E-02	3575.11	3	3	1.60E-01
3307.23	13	13	1.97E-01	3476.34	7	7	2.70E-01	3575.25	11	9	7.43E-02
3310.34	11	11	3.78E-02	3476.85	7	9	3.21E-02	3575.37	5	5	3.06E-01
3310.49	7	9	6.17E-02	3485.34	5	3	1.30E-01	3576.76	11	9	8.8E-02
3314.74	5	7	7.25E-01	3489.67	11	13	7.47E-02	3578.38	1	3	7.82E-02
3319.25	9	9	3.73E-02	3490.57	7	7	6.14E-02	3581.19	11	13	1.02E+00
3322.47	9	11	8.21E-02	3495.29	9	7	9.46E-02	3581.65	11	9	3.21E-02
3323.74	5	5	2.8E-01	3497.10	7	7	9.02E-02	3581.81	3	5	8.68E-02
3328.87	11	11	2.21E-01	3500.56	7	5	5.28E-02	3582.20	13	11	2.35E-01
3335.77	3	5	7.48E-02	3505.06	5	3	1.77E-01	3584.66	11	11	3.29E-01
3336.26	9	9	4.91E-02	3506.50	5	5	7.35E-02	3584.79	7	5	1.56E-01
3337.67	11	9	6.06E-02	3508.47	9	11	6.46E-02	3584.96	11	9	6.74E-01
3340.56	5	5	4.95E-02	3513.82	11	11	3.40E-02	3585.19	11	9	3.19E-02
3341.91	11	11	3.02E-02	3516.41	7	9	3.6E-02	3585.32	7	7	1.17E-01
3342.29	3	3	9.42E-02	3516.56	7	5	6.82E-02	3585.71	9	9	3.75E-02
3347.93	5	5	4.91E-02	3521.26	9	9	6.14E-02	3586.11	13	11	7.02E-01
3354.06	1	3	1.34E-01	3522.27	11	11	5.03E-02	3586.74	13	13	3.62E-02
3355.23	9	9	2.59E-01	3522.90	5	7	3.51E-02	3586.98	5	5	1.66E-01
3369.55	9	9	2.15E-01	3523.31	5	3	1.06E-01	3587.24	7	9	7.73E-02
3370.78	11	11	2.89E-01	3524.07	7	5	9.9E-02	3588.53	9	7	7.21E-02
3380.11	7	7	1.66E-01	3524.24	5	7	5.04E-02	3588.61	11	11	1.19E-01
3383.69	5	3	8.33E-02	3526.17	7	7	4.14E-02	3588.92	5	3	2.15E-01
3383.98	7	7	6.52E-02	3526.24	7	9	1.70E-01	3589.45	9	7	1.05E-01
3392.30	5	5	9.93E-02	3526.38	7	7	4.13E-01	3594.63	9	9	3.14E-01
3392.65	7	7	1.88E-01	3526.47	5	5	1.29E-01	3595.30	5	5	8.21E-02
3394.58	5	3	8.70E-02	3526.67	5	5	5.26E-01	3597.02	5	3	1.8E-01
3399.33	5	5	2.76E-01	3527.79	9	9	2.17E-01	3599.63	11	9	2.33E-01
3402.26	13	13	2.19E-01	3529.82	3	3	7.75E-01	3602.46	7	7	1.02E-01
3403.29	5	7	3.98E-02	3530.39	13	13	4.65E-02	3602.53	7	5	2.12E-01
3404.35	5	7	1.09E-01	3533.01	1	3	8.52E-01	3603.20	11	11	2.59E-01
3406.44	3	5	2.7E-01	3533.20	3	5	8.25E-01	3603.82	3	3	1.70E-01

λ Å	Weights		A 10 ⁸ s ⁻¹	λ Å	Weights		A 10 ⁸ s ⁻¹	λ Å	Weights		A 10 ⁸ s ⁻¹
	g_i	g_k			g_i	g_k			g_i	g_k	
3605.45	9	9	4.66E-01	3689.46	9	9	3.70E-01	3781.94	5	7	3.8E-02
3605.50	13	11	2.12E-01	3690.45	1	3	1.22E-01	3785.95	11	13	4.14E-02
3606.68	11	13	8.29E-01	3690.73	11	11	2.99E-01	3786.19	5	5	1.3E-01
3608.14	9	11	6.22E-02	3694.01	5	7	8.35E-01	3787.16	5	5	9.9E-02
3608.86	3	5	8.13E-01	3695.05	7	9	2.01E-01	3787.88	3	5	1.29E-01
3610.16	13	13	5.90E-01	3697.43	7	7	1.94E-01	3789.18	9	11	2.16E-02
3610.69	5	3	1.05E-01	3698.60	5	7	3.6E-02	3789.82	9	7	4.1E-02
3612.07	11	13	1.11E-01	3699.14	5	7	4.9E-02	3793.48	7	7	7.92E-02
3613.44	7	7	7.0E-02	3701.09	7	9	6.35E-01	3794.34	9	11	4.15E-02
3617.79	5	7	7.09E-01	3702.03	3	1	3.7E-01	3795.00	5	7	1.15E-01
3618.30	11	9	4.89E-02	3703.55	7	7	3.84E-02	3797.51	13	13	4.57E-01
3618.39	9	9	8.88E-02	3703.69	9	11	6.31E-02	3798.51	9	11	3.23E-02
3618.77	5	7	7.22E-01	3703.82	1	3	1.02E-01	3799.55	7	9	7.31E-02
3621.46	9	11	4.45E-01	3704.46	11	9	1.42E-01	3801.68	5	7	6.26E-02
3621.72	11	9	1.07E-01	3707.92	7	5	3.32E-01	3801.98	11	13	3.7E-02
3622.00	7	7	5.14E-01	3709.25	9	7	1.56E-01	3802.28	5	5	5.63E-02
3623.19	13	13	6.68E-02	3711.22	7	9	3.62E-02	3804.01	11	9	4.6E-02
3625.14	11	9	8.15E-02	3711.41	3	5	1.28E-01	3805.34	9	11	8.60E-01
3630.35	9	7	1.04E-01	3716.44	9	7	3.49E-01	3806.22	3	3	2.5E-01
3631.10	11	11	2.15E-01	3718.41	7	7	5.17E-02	3806.70	11	11	4.35E-01
3631.46	7	9	5.17E-01	3719.93	9	11	1.62E-01	3807.54	3	5	9.37E-02
3632.04	3	5	6.74E-01	3721.50	5	5	1.94E-01	3808.73	9	9	3.54E-02
3632.56	11	9	5.69E-02	3722.56	5	5	4.97E-02	3810.76	5	3	1.94E-01
3633.07	9	11	3.54E-02	3724.38	5	7	1.04E-01	3812.96	7	5	7.91E-02
3634.33	9	7	1.05E-01	3726.93	5	5	4.57E-01	3813.06	7	7	5.52E-02
3636.22	5	7	2.20E-01	3727.09	9	7	1.71E-01	3813.88	13	11	6.62E-02
3637.87	9	9	5.9E-02	3727.62	7	5	2.24E-01	3815.84	9	7	1.12E+00
3638.30	7	9	2.36E-01	3727.81	7	5	1.91E-01	3816.34	5	7	4.16E-02
3640.39	9	11	3.57E-01	3730.39	9	11	9.73E-02	3817.64	11	11	7.7E-02
3644.80	7	5	8.3E-02	3730.46	7	9	3.09E-02	3819.49	7	5	4.9E-02
3645.07	9	9	2.91E-02	3730.95	5	7	3.50E-02	3820.43	11	9	6.67E-01
3645.82	1	3	4.87E-01	3732.40	5	5	2.69E-01	3821.18	11	13	5.54E-01
3647.42	3	3	3.38E-01	3734.86	11	11	9.01E-01	3821.83	5	5	7.30E-02
3647.84	9	11	2.91E-01	3735.32	9	9	2.70E-01	3825.88	9	7	5.97E-01
3649.51	11	9	3.94E-01	3737.13	7	9	1.41E-01	3827.82	7	5	1.05E+00
3650.03	7	7	2.26E-01	3738.31	11	13	3.44E-01	3829.45	3	3	1.32E-01
3650.28	11	11	6.15E-02	3740.24	7	9	1.3E-01	3833.31	9	9	4.68E-02
3651.47	7	9	5.83E-01	3742.62	9	9	6.75E-02	3834.22	7	5	4.52E-01
3655.46	5	5	1.18E-01	3743.36	5	3	2.60E-01	3836.33	5	5	3.29E-01
3659.52	9	9	6.31E-02	3743.47	11	11	6.05E-01	3839.26	9	9	2.35E-01
3664.54	7	9	4.68E-02	3744.10	5	3	3.17E-01	3840.44	5	3	4.70E-01
3666.24	11	9	3.87E-02	3745.56	5	7	1.15E-01	3841.05	5	3	1.36E+00
3667.25	9	7	1.3E-01	3746.93	7	7	2.33E-01	3843.26	9	7	3.70E-01
3668.21	7	9	3.2E-02	3748.26	3	5	9.15E-02	3845.70	5	7	5.89E-02
3669.15	9	7	8.03E-02	3748.96	9	11	1.48E-01	3845.99	9	7	4.5E-02
3669.52	9	7	2.34E-01	3749.49	9	9	7.63E-01	3846.41	11	9	1.68E-01
3670.02	3	5	8.60E-02	3753.61	7	5	1.22E-01	3846.80	7	7	6.20E-01
3670.09	11	13	7.20E-02	3756.94	11	11	2.2E-01	3849.97	3	1	6.05E-01
3674.76	5	3	7.91E-02	3757.45	5	3	8.26E-02	3852.57	7	9	3.26E-02
3676.31	9	11	4.63E-02	3758.23	7	7	6.34E-01	3854.37	9	7	5.07E-02
3677.31	5	7	2.28E-01	3759.15	13	11	4.55E-02	3856.37	7	5	4.64E-02
3677.63	7	5	6.08E-01	3760.05	13	15	4.47E-02	3859.21	13	11	7.25E-02
3682.17	7	5	1.04E-01	3760.53	3	5	5.50E-02	3859.91	9	9	9.69E-02
3682.24	5	5	1.5E+00	3762.20	9	11	2.4E-02	3865.52	3	3	1.55E-01
3684.11	9	7	2.97E-01	3763.79	5	5	5.44E-01	3867.22	5	5	3.16E-01
3684.14	9	7	9.29E-02	3765.54	13	15	9.51E-01	3871.75	11	11	5.83E-02
3686.00	9	11	3.34E-01	3765.70	11	11	2.36E-02	3872.50	5	5	1.05E-01
3687.46	11	9	8.00E-02	3767.19	3	3	6.39E-01	3873.76	11	9	6.57E-02
3687.66	9	9	7.38E-02	3778.51	7	5	1.17E-01	3878.02	7	7	7.72E-02
3688.46	7	9	7.3E-02	3779.45	3	3	1.05E-01	3878.67	9	7	7.02E-02

λ	Weights		A	λ	Weights		A	λ	Weights		A
	\AA	g_i			g_k	10^8 s^{-1}			\AA	g_i	
3878.73	3	3	5.34E-01	3997.39	9	11	1.26E-01	4175.64	3	5	1.14E-01
3883.28	7	7	1.28E-01	3998.05	11	9	5.70E-02	4181.75	5	7	2.32E-01
3884.36	11	9	3.99E-02	4005.24	7	5	2.04E-01	4182.38	5	5	5.04E-02
3885.51	3	5	7.26E-02	4006.31	11	9	5.1E-02	4184.89	5	5	1.03E-01
3886.28	7	7	5.29E-02	4009.71	3	5	4.64E-02	4187.04	7	5	2.15E-01
3887.05	9	9	3.52E-02	4014.53	9	7	1.53E-01	4187.80	9	7	1.52E-01
3888.51	5	5	2.50E-01	4017.15	9	11	3.25E-02	4191.43	5	3	2.73E-01
3888.82	5	3	1.95E-01	4018.27	5	7	3.44E-02	4195.33	11	11	1.11E-01
3891.93	3	3	2.71E-01	4021.87	7	9	8.55E-02	4196.21	7	7	1.09E-01
3893.39	11	11	1.00E-01	4024.73	7	9	8.09E-02	4198.25	9	9	1.47E-01
3894.01	5	5	1.03E-01	4030.49	9	11	1.04E-01	4198.30	11	9	8.03E-02
3897.89	11	13	6.20E-02	4030.89	9	7	5.02E-02	4198.63	5	5	1.25E-01
3900.52	7	7	7.9E-02	4031.96	3	5	7.6E-02	4199.10	9	11	4.92E-01
3902.95	7	7	2.14E-01	4040.64	5	7	4.8E-02	4200.92	7	9	6.25E-02
3903.90	9	9	7.61E-02	4043.90	7	7	8.69E-02	4202.03	9	9	8.22E-02
3906.75	5	7	7.05E-02	4044.61	5	3	8.17E-02	4203.94	13	13	2.97E-02
3907.93	7	5	6.67E-02	4045.59	9	7	7.39E-02	4203.98	3	5	7.37E-02
3909.66	3	5	5.7E-02	4045.81	9	9	8.62E-01	4210.34	3	3	1.48E-01
3911.00	9	9	2.68E-02	4054.87	5	3	9.61E-02	4217.55	3	5	2.46E-01
3916.73	13	11	9.83E-02	4058.22	9	7	4.47E-02	4219.36	11	13	2.88E-01
3918.42	3	1	4.22E-01	4062.44	3	3	1.85E-01	4222.21	7	7	5.76E-02
3918.64	7	7	1.17E-01	4063.59	7	7	6.65E-01	4224.17	9	11	1.06E-01
3919.07	9	9	3.72E-02	4067.98	9	9	1.51E-01	4224.51	3	5	6.81E-02
3925.64	5	5	8.04E-02	4070.77	7	5	1.1E-01	4225.45	5	7	1.65E-01
3925.94	1	3	1.67E-01	4071.74	5	5	7.64E-01	4227.43	11	13	5.29E-01
3926.01	7	7	7.26E-02	4073.76	5	3	1.68E-01	4233.60	3	5	1.85E-01
3928.08	9	9	5.64E-02	4074.79	9	9	3.43E-02	4235.94	9	9	1.88E-01
3931.12	5	7	4.8E-02	4076.63	9	9	1.32E-01	4238.81	7	9	2.41E-01
3932.63	9	11	2.70E-02	4076.80	5	7	3.81E-02	4245.26	1	3	9.0E-02
3933.60	3	5	5.92E-02	4079.17	5	5	5.4E-02	4246.09	7	5	5.85E-02
3935.81	5	5	1.14E-01	4080.21	3	1	2.3E-01	4247.43	9	11	1.94E-01
3941.28	5	5	9.1E-02	4084.49	11	9	8.66E-02	4250.12	5	7	2.07E-01
3942.44	3	5	9.62E-02	4085.00	3	5	4.7E-02	4250.79	7	7	1.02E-01
3946.99	9	11	3.91E-02	4085.30	7	7	8.92E-02	4260.47	11	11	3.99E-01
3947.53	5	5	5.12E-02	4085.98	7	5	5.1E-02	4267.83	1	3	8.17E-02
3948.10	7	9	1.31E-01	4098.18	7	7	7.49E-02	4271.15	7	9	1.82E-01
3948.77	11	9	2.08E-01	4107.49	5	3	1.74E-01	4271.76	9	11	2.28E-01
3949.95	7	5	4.79E-02	4109.80	3	3	1.51E-01	4276.68	9	9	2.6E-02
3951.16	3	5	4.29E-01	4112.96	11	13	1.1E-01	4282.40	7	5	1.21E-01
3952.60	11	11	2.97E-02	4118.55	11	13	4.96E-01	4294.12	9	9	3.12E-02
3953.15	7	9	2.97E-02	4125.62	9	11	9.9E-02	4299.23	9	11	1.29E-01
3955.34	3	3	1.5E-01	4126.18	11	11	4.2E-02	4307.90	7	9	3.38E-01
3956.46	13	11	1.76E-01	4127.61	1	3	1.43E-01	4309.03	13	13	1.96E-02
3956.68	11	13	1.22E-01	4132.06	5	7	1.18E-01	4315.08	5	5	7.76E-02
3957.02	5	7	1.67E-01	4132.90	3	5	7.70E-02	4325.76	5	7	5.16E-01
3960.28	5	7	4.10E-02	4134.68	5	7	1.25E-01	4327.10	5	5	1.12E-01
3963.10	3	5	1.5E-01	4137.00	3	5	2.75E-01	4369.77	9	9	6.09E-02
3967.42	9	7	1.52E-01	4142.59	3	5	7.5E-02	4383.55	9	11	5.00E-01
3967.96	7	9	6.09E-02	4143.41	9	9	2.70E-01	4388.41	7	7	1.03E-01
3969.26	9	7	2.26E-01	4143.87	7	9	1.33E-01	4401.29	7	7	6.4E-02
3970.39	3	1	3.9E-01	4149.37	11	13	4.23E-02	4404.75	7	9	2.75E-01
3971.32	11	9	4.97E-02	4153.90	7	9	2.05E-01	4415.12	5	7	1.19E-01
3973.65	5	7	5.81E-02	4154.50	5	3	2.64E-01	4422.57	3	3	8.72E-02
3976.61	3	5	1.20E-01	4154.81	9	11	1.40E-01	4433.22	5	3	2.1E-01
3977.74	5	5	6.41E-02	4156.80	5	5	1.20E-01	4443.19	1	3	1.02E-01
3981.77	9	9	3.57E-02	4157.78	5	7	2.18E-01	4455.03	9	7	4.1E-02
3983.96	9	7	5.72E-02	4158.79	3	5	1.6E-01	4466.55	5	7	1.20E-01
3985.39	5	5	8.53E-02	4170.90	5	5	6.29E-02	4469.38	5	7	1.59E-01
3989.86	5	7	5.3E-02	4172.12	7	5	9.80E-02	4476.02	3	5	1.01E-01
3996.96	9	9	7.95E-02	4172.64	11	11	2.24E-02	4484.22	7	9	5.04E-02

λ Å	Weights		A 10 ⁸ s ⁻¹	λ Å	Weights		A 10 ⁸ s ⁻¹	λ Å	Weights		A 10 ⁸ s ⁻¹
	g_i	g_k			g_i	g_k			g_i	g_k	
4485.68	3	3	1.1E-01	5364.87	5	7	5.59E-01	22473.28	11	11	3.32E-02
4494.56	5	7	3.45E-02	5367.47	7	9	7.13E-01	23566.67	9	11	2.21E-02
4528.61	7	9	5.44E-02	5369.96	9	11	7.22E-01	24547.95	11	9	3.72E-02
4547.85	5	7	4.48E-02	5373.71	7	9	3.7E-02	24729.10	13	11	5.08E-02
4556.13	7	5	1.05E-01	5383.37	11	13	7.81E-01				
4619.29	7	5	5.2E-02	5393.17	7	9	4.91E-02	<i>Fe II</i>			
4638.01	7	7	3.37E-02	5398.28	5	5	9.0E-02	1055.26	10	8	4.6E-01
4654.61	7	7	3.68E-02	5404.15	9	11	6.92E-01	1063.97	10	8	3.5E-01
4667.45	7	9	6.03E-02	5410.91	7	9	6.33E-01	1068.35	8	8	1.59E+00
4673.16	5	7	3.81E-02	5415.20	11	13	7.67E-01	1071.58	6	8	1.14E+00
4678.85	7	9	4.97E-02	5463.28	9	9	2.9E-01	1096.88	10	8	2.26E+00
4736.77	9	11	4.78E-02	5473.90	7	7	5.2E-02	1112.05	10	12	2.0E-01
4789.65	5	7	4.57E-02	5476.29	7	9	2.87E-02	1121.97	10	8	1.92E+00
4800.65	7	9	3.01E-02	5476.56	9	9	8.70E-02	1122.84	8	6	1.81E+00
4859.74	5	3	1.62E-01	5563.60	5	7	3.4E-02	1125.45	10	8	1.03E+00
4871.32	7	5	2.44E-01	5569.62	5	3	2.34E-01	1127.10	10	10	5.9E-02
4872.14	3	3	2.54E-01	5572.84	7	5	2.28E-01	1128.05	2	4	1.40E+00
4878.21	1	3	1.21E-01	5576.09	3	1	2.5E-01	1130.44	6	8	3.1E-01
4890.76	5	5	2.25E-01	5586.76	9	7	2.19E-01	1133.40	8	10	2.6E-01
4891.49	9	7	3.08E-01	5594.66	9	9	5.20E-02	1133.67	10	8	3.1E-01
4903.31	3	5	6.58E-02	5602.95	3	3	1.00E-01	1138.63	8	8	5.5E-01
4918.99	7	7	1.79E-01	5615.64	11	9	2.64E-01	1142.37	10	8	2.6E-01
4920.50	11	9	3.58E-01	5624.54	5	5	7.41E-02	1143.23	10	10	9.8E-01
4957.30	9	9	1.18E-01	5633.95	11	13	7.7E-02	1144.94	10	12	3.52E+00
4957.60	13	11	4.22E-01	5638.26	9	7	4.4E-02	1147.41	8	8	1.24E+00
4966.09	11	11	3.31E-02	5649.99	3	5	5.1E-02	1148.28	8	10	3.35E+00
4973.10	3	3	1.1E-01	5655.18	7	9	4.7E-02	1151.15	6	8	2.23E+00
4978.60	5	3	1.19E-01	5658.82	7	7	4.34E-02	1267.42	8	6	9.3E-01
4985.25	5	5	1.48E-01	5662.52	11	9	6.18E-02	1272.61	6	4	3.3E-01
4988.95	7	7	5.2E-02	5679.02	5	7	3.7E-02	1272.65	6	4	2.2E-01
5001.86	9	7	3.7E-01	5686.53	9	11	6.71E-02	1371.02	14	12	1.74E+00
5006.12	11	11	5.87E-02	5705.99	7	9	6.1E-02	1563.79	8	8	1.33E+00
5014.94	7	5	2.64E-01	5753.12	3	5	8.26E-02	1580.63	8	10	5.8E-01
5021.59	7	9	6.18E-02	5762.99	5	7	9.6E-02	1588.69	10	8	4.9E-03
5022.24	5	3	2.4E-01	5816.37	9	11	4.49E-02	1608.45	10	8	1.91E+00
5048.44	3	5	4.88E-02	5905.67	5	3	1.1E-01	1608.54	10	8	2.1E-02
5068.77	9	7	3.37E-02	6301.50	5	5	6.43E-02	1610.92	10	10	1.94E-01
5074.75	9	11	1.4E-01	6400.00	7	9	9.27E-02	1611.20	10	8	4.40E-02
5090.77	7	5	1.9E-01	6411.65	5	7	4.43E-02	1618.47	8	8	5.53E-01
5121.64	5	5	7.9E-02	6419.95	7	7	1.2E-01	1621.25	8	8	1.3E-02
5137.38	11	9	1.0E-01	6469.19	3	3	8.3E-02	1621.69	8	6	1.32E+00
5139.25	7	5	9.16E-02	6496.47	5	5	7.8E-02	1623.09	8	8	1.99E-01
5139.46	9	9	8.69E-02	6569.22	7	9	6.0E-02	1625.52	8	10	4.04E-01
5184.27	5	7	3.8E-02	6633.75	7	7	3.44E-02	1625.91	6	8	1.02E-01
5191.46	5	3	2.32E-01	6841.34	5	7	3.4E-02	1629.16	6	6	8.66E-01
5192.34	7	7	1.34E-01	6855.16	7	9	2.86E-02	1631.13	6	4	6.93E-01
5208.59	7	5	6.23E-02	7187.32	9	11	8.36E-02	1633.91	6	8	3.85E-01
5215.18	5	3	1.10E-01	7511.02	11	11	1.35E-01	1634.35	4	6	3.21E-01
5226.86	5	5	1.36E-01	8220.38	13	11	1.69E-01	1635.40	8	6	2.28E+00
5232.94	9	11	1.94E-01	8699.45	7	9	4.08E-02	1636.33	4	4	9.63E-01
5235.39	9	7	3.75E-02	9012.07	11	9	4.46E-02	1637.40	10	8	3.57E-01
5242.49	13	11	2.38E-02	9401.11	9	11	2.64E-02	1639.40	2	4	6.85E-01
5263.31	5	5	6.36E-02	9414.04	7	9	3.98E-02	1641.76	6	4	1.76E+00
5266.56	7	9	1.10E-01	9443.80	5	7	6.39E-02	1647.16	6	6	4.98E-01
5273.16	1	3	8.12E-02	9569.91	11	11	2.50E-02	1661.32	10	8	1.2E-02
5281.79	5	7	5.00E-02	9626.50	9	9	4.51E-02	1663.70	6	8	9.9E-03
5283.62	7	7	1.02E-01	9738.57	11	13	7.64E-02	1670.75	10	8	1.06E+00
5302.30	3	5	9.04E-02	9763.38	3	5	5.42E-02	1676.86	8	8	6.75E-02
5324.18	9	9	2.06E-01	9861.74	7	9	5.49E-02	1688.40	6	8	2.53E-02
5339.93	5	7	6.36E-02	9889.04	9	11	2.22E-02	1702.04	10	12	1.02E+00

λ Å	Weights		A 10^8 s^{-1}	λ Å	Weights		A 10^8 s^{-1}	λ Å	Weights		A 10^8 s^{-1}
	g_i	g_k			g_i	g_k			g_i	g_k	
1761.37	8	8	1.42E+00	2352.31	2	4	4.38E+00	2412.01	6	8	1.66E-01
1785.27	6	8	1.2E+01	2353.47	12	14	4.98E+00	2413.31	2	4	1.02E+00
1786.75	6	6	1.2E+01	2353.68	8	8	1.30E+00	2414.10	14	12	1.05E-02
1788.08	6	4	4.6E+00	2354.48	10	8	8.13E-01	2414.51	10	8	4.2E-03
1796.98	6	8	3.0E-03	2354.89	6	4	2.67E-01	2416.45	8	10	2.38E+00
1818.52	8	8	5.70E-02	2356.21	6	8	7.1E-03	2417.87	12	12	9.5E-01
1833.08	6	8	2.2E-02	2359.11	4	6	5.0E-01	2418.17	6	8	2.0E-02
1863.11	6	8	2.4E-03	2359.60	10	10	2.25E-01	2418.44	6	8	2.28E+00
2020.75	6	8	1.83E-01	2360.00	10	10	3.59E-01	2419.89	10	10	2.2E-02
2057.33	6	8	2.80E-02	2360.29	8	6	6.23E-01	2422.69	6	8	1.46E+00
2074.19	10	8	2.30E-02	2360.53	6	8	2.22E-01	2422.93	10	8	2.94E-02
2078.16	10	10	2.84E-02	2361.73	8	8	2.40E-01	2423.21	4	6	1.40E+00
2097.02	8	8	1.07E-02	2362.02	8	8	1.41E-01	2424.15	10	12	2.21E+00
2122.45	10	8	4.8E-03	2363.86	8	10	5.3E+00	2424.39	6	8	1.61E-01
2146.37	8	8	7.1E-03	2364.83	8	8	5.90E-01	2424.50	8	8	2.9E-03
2162.02	10	10	2.54E-01	2365.76	6	6	2.16E+00	2424.59	6	6	1.24E+00
2182.36	10	8	8.6E-02	2366.59	6	6	1.01E-01	2424.65	8	8	6.55E-02
2187.68	8	8	2.87E-02	2366.88	8	10	3.51E-02	2428.08	12	10	7.0E-03
2189.03	10	10	1.97E-02	2368.60	6	4	6.06E-01	2428.36	8	10	2.68E+00
2191.98	8	8	7.54E-01	2369.95	10	12	5.9E+00	2428.80	4	4	1.38E+00
2201.59	6	8	7.77E-01	2370.50	4	4	1.73E-01	2429.04	2	4	1.23E+00
2208.41	10	10	1.59E+00	2372.36	10	8	6.6E-03	2429.39	4	4	6.9E-01
2209.03	10	8	1.27E+00	2373.74	10	10	4.25E-01	2429.86	8	8	1.51E+00
2213.66	14	14	3.26E-01	2375.19	4	2	9.81E-01	2430.08	8	10	1.91E+00
2218.26	8	10	1.57E+00	2376.43	12	14	6.4E+00	2432.26	6	8	1.57E+00
2220.38	12	12	4.19E-01	2378.55	8	8	1.70E-01	2432.87	14	14	2.86E+00
2228.73	6	8	1.59E+00	2378.70	8	8	1.49E-01	2433.50	10	12	1.30E-01
2249.18	10	8	3.00E-02	2379.28	8	8	2.73E-01	2434.06	8	6	7.2E-01
2250.18	4	4	1.67E-02	2379.42	10	10	3.68E-01	2434.24	8	10	2.01E+00
2250.94	6	6	3.19E-02	2380.76	6	8	3.10E-01	2434.73	12	12	2.79E+00
2251.56	8	6	9.8E-03	2382.04	10	12	3.13E+00	2434.95	4	6	1.39E+00
2253.13	8	8	4.41E-02	2382.36	4	6	3.19E-02	2435.00	8	8	2.02E+00
2254.41	4	2	5.5E-03	2382.90	12	14	1.62E-01	2436.62	6	8	2.70E+00
2255.77	6	4	4.75E-01	2383.06	8	6	1.0E-01	2439.30	12	14	2.25E+00
2260.08	10	10	3.18E-02	2383.24	6	6	3.59E-01	2440.42	6	8	1.18E+00
2260.24	2	2	3.4E-02	2384.39	4	4	3.22E-01	2441.13	10	10	8.95E-01
2260.86	4	6	2.16E-02	2385.01	6	8	3.60E-02	2442.38	10	12	2.75E+00
2262.69	4	4	1.98E-02	2388.39	10	12	2.02E-01	2443.71	8	10	1.44E+00
2266.00	6	6	1.0E-02	2388.63	8	8	1.05E+00	2444.52	6	8	2.78E+00
2267.59	6	8	3.69E-02	2390.10	14	16	5.5E+00	2445.11	12	12	2.03E+00
2268.56	2	4	6.0E-03	2390.76	6	6	1.17E+00	2445.57	4	6	2.07E+00
2268.82	8	8	3.97E-03	2391.48	8	10	3.77E-02	2445.80	4	6	1.23E+00
2279.92	8	10	4.49E-02	2394.00	12	10	9.4E-02	2446.11	8	8	1.06E+00
2292.42	12	10	8.42E-03	2395.42	6	4	2.67E-01	2446.47	12	14	2.99E-01
2296.88	6	8	1.82E-02	2395.63	8	10	2.59E+00	2447.21	6	6	1.15E+00
2312.22	10	8	9.3E-03	2396.72	10	12	2.15E-01	2447.33	4	2	2.56E+00
2327.40	6	4	6.55E-01	2399.24	6	6	1.39E+00	2447.76	12	10	1.97E+00
2327.88	10	12	1.08E+00	2400.05	12	14	4.57E+00	2449.96	4	4	1.24E+00
2331.31	10	8	3.17E-01	2401.29	6	8	1.89E+00	2450.21	2	4	1.26E+00
2332.80	8	6	1.31E+00	2402.45	10	10	5.8E-01	2453.98	8	10	1.31E+00
2338.01	4	4	1.13E+00	2402.60	6	8	2.17E-02	2454.58	14	12	1.16E+00
2338.54	10	12	5.6E-02	2402.63	8	8	8.19E-01	2455.71	8	8	1.01E+00
2343.50	10	8	1.73E+00	2404.43	4	2	6.44E-01	2455.90	4	6	1.73E+00
2343.96	8	6	3.13E-01	2404.89	6	8	1.96E+00	2457.10	6	4	4.71E-01
2344.28	2	4	9.27E-01	2406.09	6	8	2.05E-02	2458.78	10	12	2.31E+00
2345.34	14	12	7.3E-01	2406.66	4	4	1.61E+00	2458.97	6	4	2.51E+00
2348.12	10	8	6.50E-01	2410.27	8	8	7.65E-01	2460.44	10	12	5.39E+00
2348.30	6	6	1.15E+00	2410.52	4	6	1.55E+00	2461.28	6	8	2.34E+00
2351.20	12	10	7.19E-01	2411.07	2	2	2.37E+00	2461.86	8	10	2.43E+00
2351.67	6	6	1.80E+00	2411.81	10	12	4.33E+00	2463.28	12	10	7.1E-01

λ Å	Weights		A 10^8 s^{-1}	λ Å	Weights		A 10^8 s^{-1}	λ Å	Weights		A 10^8 s^{-1}
	g_i	g_k			g_i	g_k			g_i	g_k	
2464.01	10	8	1.32E+00	2525.92	8	8	7.4E-01	2559.93	6	8	2.47E-01
2464.91	6	4	2.22E+00	2526.08	10	8	3.52E-01	2560.28	4	4	1.77E+00
2465.91	8	6	1.62E+00	2526.29	6	6	2.47E+00	2561.59	10	10	1.1E-02
2466.50	2	4	2.40E+00	2527.10	12	10	3.67E-01	2562.09	4	2	1.62E+00
2466.67	4	2	2.64E+00	2527.71	10	8	9.1E-01	2562.54	8	6	1.79E+00
2466.82	6	4	1.77E+00	2528.68	10	8	2.3E-02	2563.48	6	4	1.51E+00
2468.30	10	10	9.8E-02	2529.08	4	6	1.80E+00	2566.22	8	10	2.61E+00
2469.37	10	8	2.23E-02	2529.23	12	10	3.27E-01	2566.40	8	6	2.29E+00
2469.52	8	6	2.58E+00	2529.55	10	10	2.20E+00	2566.62	10	12	7.1E-02
2470.41	6	6	6.0E-01	2530.10	4	6	6.6E-01	2566.91	4	2	1.15E+00
2470.67	8	6	1.54E+00	2533.63	12	12	1.92E+00	2568.41	2	4	4.77E-01
2470.85	8	8	5.4E-03	2534.42	8	8	1.83E+00	2568.89	8	8	2.8E-02
2471.28	10	8	4.15E-01	2535.36	6	4	2.46E+00	2569.78	2	4	1.11E+00
2472.61	8	10	3.22E+00	2535.49	10	8	7.47E-01	2570.55	6	8	1.1E-03
2473.32	2	2	2.74E+00	2536.67	12	12	5.7E-01	2570.85	8	6	1.84E+00
2475.12	4	6	3.72E+00	2536.81	10	10	1.69E+00	2571.55	10	10	2.89E-02
2475.54	6	8	3.18E+00	2536.84	12	14	6.8E-01	2572.97	6	8	7.89E-02
2476.27	8	10	9.7E-02	2537.14	10	10	1.44E+00	2573.21	8	10	1.42E-01
2477.35	8	8	1.70E-01	2538.21	14	12	1.26E+00	2573.76	8	8	2.3E-02
2478.57	6	6	9.1E-01	2538.40	6	8	3.7E-02	2574.37	6	4	2.43E+00
2480.16	10	8	1.55E+00	2538.50	8	6	5.9E-01	2576.86	10	12	1.32E+00
2481.05	12	12	1.46E-01	2538.68	6	8	7.4E-01	2577.43	6	8	7.8E-03
2482.12	14	14	6.5E-01	2538.91	10	8	1.28E+00	2577.92	2	2	1.24E+00
2482.33	4	4	2.23E+00	2538.99	14	12	1.93E+00	2580.72	8	6	2.2E-02
2482.66	12	10	1.25E+00	2539.81	8	8	5.6E-02	2581.11	6	6	7.61E-02
2482.87	6	4	1.69E+00	2540.52	2	2	1.26E+00	2582.41	6	8	2.22E-01
2483.72	8	10	5.4E-01	2540.66	6	8	1.70E+00	2582.58	4	4	8.80E-01
2484.24	4	6	8.3E-02	2541.10	8	6	9.6E-01	2583.05	8	10	2.16E-02
2484.44	8	8	2.16E+00	2541.84	8	6	8.2E-01	2583.35	8	10	9.0E-03
2489.11	4	4	2.6E-02	2542.32	4	2	3.9E-03	2585.62	10	10	3.09E-01
2489.48	12	12	5.1E-01	2542.74	2	2	1.61E+00	2585.88	10	8	8.94E-01
2489.83	12	12	1.94E+00	2543.38	10	12	6.7E-01	2586.06	6	4	5.8E-02
2490.71	10	12	1.44E+00	2543.43	6	4	8.3E-01	2587.95	8	10	1.69E+00
2490.86	8	8	8.8E-01	2544.97	4	6	3.93E-01	2588.19	2	2	1.5E-01
2491.40	10	8	1.01E+00	2545.22	8	10	5.3E-01	2588.80	8	8	8.4E-02
2492.34	10	12	2.30E-01	2545.44	8	10	1.52E-01	2590.55	4	6	7.9E-02
2493.26	14	16	3.04E+00	2545.53	8	10	1.2E-02	2591.54	6	6	5.72E-01
2493.88	6	6	1.74E+00	2546.67	8	8	7.98E-01	2592.79	14	16	2.74E+00
2494.12	12	10	2.97E-02	2547.34	8	8	2.28E-01	2593.73	2	4	1.63E-01
2497.68	10	12	8.4E-03	2548.16	6	8	8.0E-03	2594.96	8	8	1.0E-01
2497.82	6	6	1.68E+00	2548.32	4	6	2.69E-01	2595.28	12	10	1.67E-03
2500.92	6	8	2.41E+00	2548.59	10	10	2.67E-01	2595.30	10	8	1.2E-02
2501.35	2	2	1.48E+00	2548.74	4	2	2.43E+00	2598.37	8	6	1.43E+00
2502.39	8	8	1.43E+00	2548.92	12	10	6.0E-01	2599.40	10	10	2.35E+00
2503.33	12	12	7.3E-01	2549.08	10	8	1.89E+00	2604.05	8	8	1.49E-01
2503.54	8	8	3.32E-01	2549.40	4	4	1.65E+00	2604.67	8	10	1.2E-02
2503.57	10	10	2.53E-01	2549.46	6	6	1.12E+00	2605.04	6	8	2.34E+00
2503.88	10	10	2.23E+00	2549.77	8	6	2.35E-01	2605.31	4	4	1.99E+00
2506.09	10	10	9.9E-01	2550.03	10	10	1.74E+00	2605.43	6	6	3.40E-01
2506.80	8	10	1.98E+00	2550.15	8	10	3.91E-01	2605.90	4	2	1.27E+00
2508.34	8	10	3.79E-01	2550.57	12	12	1.6E-02	2606.52	6	6	2.31E+00
2510.57	8	8	1.54E-01	2550.68	12	12	1.07E+00	2607.09	6	4	1.73E+00
2511.76	8	10	2.30E+00	2551.20	10	8	2.48E-01	2608.85	10	8	5.0E-02
2513.15	10	8	2.49E-01	2554.94	8	8	2.6E-02	2609.13	8	10	2.77E-01
2514.38	8	8	2.11E+00	2555.07	6	8	1.96E-01	2609.44	6	8	6.0E-02
2517.14	2	4	9.2E-01	2555.45	4	6	2.49E-01	2609.87	8	8	1.34E-01
2519.05	8	6	2.10E+00	2557.08	8	10	2.8E-02	2611.07	4	6	7.28E-02
2521.09	6	4	2.05E+00	2557.51	10	8	1.53E-01	2611.34	8	6	1.4E-02
2521.82	8	8	2.36E+00	2559.24	8	8	6.4E-02	2611.87	8	8	1.20E+00
2525.39	14	14	1.91E+00	2559.77	6	8	2.42E-01	2613.57	10	12	2.0E-02

λ Å	Weights		A 10^8 s^{-1}	λ Å	Weights		A 10^8 s^{-1}	λ Å	Weights		A 10^8 s^{-1}
	g_i	g_k			g_i	g_k			g_i	g_k	
2613.82	4	2	2.12E+00	2699.20	4	4	6.2E-01	2770.50	12	10	4.08E-02
2614.19	8	10	3.3E-02	2703.99	8	8	1.38E+00	2771.19	10	12	4.3E-02
2614.59	10	8	3.37E-02	2704.58	8	8	1.66E-02	2771.56	6	4	1.9E-02
2614.87	8	6	3.5E-02	2707.13	4	6	8.3E-01	2772.73	6	8	1.1E-03
2617.62	6	6	4.88E-01	2709.06	4	6	3.88E-01	2774.69	2	4	2.73E-01
2619.08	10	10	2.48E-01	2709.38	6	4	2.78E-03	2775.34	6	6	1.5E-04
2620.17	6	6	1.1E-01	2709.99	6	8	8.7E-03	2776.18	6	8	2.66E-02
2620.41	4	4	4.30E-02	2711.84	12	14	4.36E-01	2776.91	8	8	4.08E-01
2620.70	8	8	3.43E-01	2712.39	10	12	1.29E-01	2779.30	10	8	1.00E+00
2621.67	2	2	5.60E-01	2714.41	8	6	5.70E-01	2779.91	2	4	2.56E-01
2623.13	14	14	8.8E-02	2716.22	6	6	1.15E+00	2780.05	2	2	3.3E-01
2623.72	6	6	1.92E-01	2716.44	6	6	2.8E-02	2783.69	12	10	1.06E+00
2625.49	12	14	2.55E+00	2716.57	14	12	1.35E+00	2784.28	2	4	3.4E-02
2625.67	8	10	3.52E-01	2716.70	8	8	1.02E-03	2785.19	12	10	1.53E+00
2626.50	4	6	3.48E-01	2717.88	16	14	1.51E+00	2787.24	8	6	1.83E-01
2626.70	8	8	1.94E-02	2718.64	10	8	1.18E+00	2790.56	8	10	2.1E-02
2628.29	2	4	8.74E-01	2719.30	6	8	4.44E-01	2793.89	10	12	1.26E-01
2628.58	6	6	3.4E-02	2721.81	12	10	5.1E-02	2796.63	10	10	2.0E-01
2629.59	6	8	7.2E-01	2722.06	8	8	1.42E-01	2797.92	10	10	3.2E-02
2630.07	4	6	5.1E-01	2722.74	6	8	8.2E-01	2799.29	10	8	1.55E-01
2631.05	4	6	8.16E-01	2724.88	6	6	9.58E-02	2799.72	10	10	5.0E-03
2631.32	6	8	6.29E-01	2726.52	6	8	5.0E-02	2804.02	6	6	1.6E-02
2631.61	10	12	6.6E-01	2727.38	12	10	3.12E-01	2805.32	4	6	2.5E-02
2633.20	6	4	1.21E+00	2727.54	6	4	9.38E-01	2805.79	8	8	3.22E-02
2636.70	4	4	8.8E-02	2728.91	8	10	1.25E-01	2809.78	8	8	3.10E-01
2637.50	6	6	6.2E-01	2730.73	4	4	2.79E-01	2811.27	12	10	1.2E-02
2637.64	2	4	6.6E-01	2732.01	10	8	7.05E-02	2812.49	4	4	2.9E-02
2639.57	2	2	8.0E-01	2732.45	10	10	9.8E-04	2813.61	8	10	3.40E-02
2641.12	4	4	3.7E-02	2732.94	8	6	9.5E-01	2817.09	6	4	3.37E-01
2642.01	6	6	2.29E-01	2736.49	2	4	1.5E-02	2819.34	12	12	9.7E-03
2646.21	12	10	1.44E-02	2736.97	4	2	1.22E+00	2826.03	8	6	4.5E-02
2649.47	6	8	1.98E+00	2739.55	8	8	2.21E+00	2827.43	12	14	2.4E-02
2650.48	6	8	1.60E+00	2741.39	6	6	2.03E-01	2828.63	12	10	6.9E-02
2651.30	12	12	4.0E-03	2743.20	2	4	1.97E+00	2831.56	4	6	7.6E-01
2652.57	10	8	4.45E-02	2744.90	6	8	3.62E-02	2833.09	6	6	4.55E-01
2654.63	4	4	8.1E-01	2746.48	4	6	2.05E+00	2835.71	4	6	5.1E-01
2657.92	10	10	3.2E-02	2746.98	6	6	1.69E+00	2836.19	4	4	5.4E-02
2658.25	8	8	2.12E-01	2749.18	4	4	1.21E+00	2836.51	2	4	9.8E-02
2659.06	10	10	2.5E-03	2749.32	6	8	2.16E+00	2837.30	10	12	1.9E-02
2662.56	2	2	1.33E+00	2749.49	2	2	1.16E+00	2838.22	4	2	8.6E-01
2664.66	8	10	1.91E+00	2750.01	10	10	1.8E-02	2839.51	10	8	1.47E+00
2666.64	6	8	1.87E+00	2751.13	4	4	2.92E-01	2839.80	8	10	5.8E-01
2667.22	4	6	1.02E+00	2752.15	4	4	7.7E-01	2840.34	12	12	7.7E-02
2669.93	2	4	5.2E-01	2753.29	10	12	1.89E+00	2840.65	2	4	7.6E-01
2670.38	6	8	6.0E-02	2754.89	8	6	1.21E+00	2840.76	10	12	1.49E-01
2671.39	2	4	6.5E-01	2755.74	8	10	2.15E+00	2841.36	10	10	4.3E-03
2680.23	6	8	1.10E-01	2756.51	6	8	7.3E-02	2842.08	8	8	1.5E-02
2682.51	8	10	9.2E-01	2757.03	10	8	8.07E-02	2843.32	10	10	1.40E-02
2683.00	4	6	7.3E-01	2759.33	8	8	2.7E-04	2843.48	4	6	9.6E-02
2684.75	8	10	1.57E+00	2761.81	2	4	1.38E-01	2844.96	2	2	5.5E-01
2684.96	12	12	6.4E-03	2762.33	6	6	6.0E-01	2845.60	8	6	1.57E+00
2686.11	6	6	9.4E-03	2762.45	6	4	3.3E-02	2847.21	8	6	1.7E-04
2686.39	6	4	1.6E-02	2763.66	14	12	1.34E+00	2847.77	4	4	5.1E-01
2691.74	10	8	5.04E-02	2763.91	8	6	2.9E-02	2848.11	6	6	9.9E-01
2692.60	10	12	1.40E+00	2764.79	12	12	1.1E-02	2848.32	6	4	1.59E+00
2692.83	8	6	1.64E-02	2765.13	10	8	1.47E+00	2848.91	12	10	5.3E-02
2693.86	8	6	4.2E-02	2767.50	12	14	1.58E+00	2849.61	10	12	4.6E-02
2697.33	4	4	2.48E-01	2768.93	4	6	4.75E-02	2852.87	2	4	1.65E-02
2697.46	4	2	1.65E+00	2769.15	8	10	6.6E-02	2853.21	6	6	2.3E-02
2697.73	10	8	2.6E-02	2769.35	12	14	2.07E-01	2855.67	8	10	9.2E-02

λ Å	Weights		A 10^8 s^{-1}	λ Å	Weights		A 10^8 s^{-1}	λ Å	Weights		A 10^8 s^{-1}
	g_i	g_k			g_i	g_k			g_i	g_k	
2856.15	10	10	5.0E-02	2975.94	2	2	9.1E-03	3210.44	2	4	3.63E-02
2856.38	6	8	4.42E-01	2978.85	10	10	7.2E-03	3211.08	6	8	2.1E-03
2856.91	8	8	1.32E+00	2979.35	2	4	1.61E-02	3213.31	4	6	6.12E-02
2857.17	6	8	1.22E-01	2980.96	6	8	1.1E-02	3227.74	6	8	8.9E-02
2857.42	6	6	2.0E-02	2982.06	4	6	2.41E-01	3231.71	6	8	1.4E-02
2858.34	10	12	4.85E-01	2984.82	6	6	4.29E-01	3232.78	8	6	5.0E-02
2861.17	4	4	1.7E-03	2985.54	2	4	2.39E-01	3237.40	4	4	1.8E-02
2864.97	8	8	4.3E-02	2997.30	6	8	8.6E-02	3237.82	2	4	6.8E-02
2868.87	6	6	7.3E-03	2998.85	6	8	4.2E-03	3241.69	8	8	1.9E-03
2869.16	8	10	1.4E-02	3000.06	8	6	3.0E-02	3243.72	10	8	5.1E-02
2869.31	4	6	4.04E-01	3002.32	6	8	2.0E-02	3247.17	4	6	7.1E-02
2869.70	8	6	1.1E-02	3002.65	4	6	1.79E-01	3247.39	8	8	6.0E-03
2870.61	8	10	7.5E-03	3004.26	8	8	8.6E-03	3255.89	8	8	2.78E-03
2871.06	10	12	2.2E-02	3020.01	12	10	6.4E-04	3257.36	8	6	1.5E-03
2871.13	12	10	3.0E-02	3021.42	8	6	3.8E-03	3258.77	6	8	9.39E-02
2872.38	10	8	1.70E-01	3036.96	6	6	2.22E-01	3259.05	8	10	6.7E-02
2873.40	8	10	4.56E-01	3044.84	8	10	1.2E-02	3266.94	10	10	4.5E-03
2875.35	8	10	1.35E-01	3048.99	4	4	3.84E-01	3267.04	8	10	2.0E-04
2876.80	8	8	9.56E-02	3056.80	14	12	1.7E-02	3268.51	8	6	6.8E-03
2879.25	10	8	3.6E-02	3062.24	12	10	1.36E-01	3269.77	10	8	5.2E-03
2880.76	8	8	2.21E-02	3065.32	6	6	2.9E-02	3273.49	8	8	8.5E-03
2883.71	12	14	1.48E-01	3070.69	10	8	1.28E-02	3276.60	6	8	1.0E-02
2884.76	6	8	2.46E-01	3071.12	2	4	2.59E-01	3277.35	8	10	3.31E-03
2885.93	14	12	3.8E-02	3076.44	4	6	3.75E-01	3279.64	10	10	5.8E-03
2886.24	12	10	6.9E-03	3077.17	14	12	1.35E-01	3281.29	6	6	2.31E-03
2887.31	6	4	1.9E-02	3078.68	6	8	5.5E-01	3285.41	4	2	4.5E-04
2888.10	4	6	6.1E-02	3089.38	6	8	2.2E-02	3289.35	8	8	2.1E-02
2892.83	4	6	1.8E-03	3096.29	8	8	1.9E-02	3295.23	6	8	3.6E-03
2894.78	10	12	5.7E-02	3101.89	6	8	9.1E-03	3295.82	4	4	2.04E-03
2895.22	8	10	1.09E-01	3105.17	4	2	7.5E-02	3297.88	6	4	1.0E-02
2897.27	6	4	1.8E-01	3105.55	2	2	7.0E-02	3302.86	6	8	2.78E-04
2902.32	6	8	8.81E-03	3106.57	8	8	1.88E-02	3303.46	2	2	6.5E-04
2902.46	10	10	3.2E-02	3114.30	4	4	6.4E-02	3304.43	6	8	2.0E-03
2906.12	2	4	4.4E-02	3114.69	2	4	2.5E-02	3313.99	2	4	1.4E-04
2907.86	8	6	1.3E-03	3116.58	6	4	5.5E-02	3323.06	8	10	1.4E-02
2910.76	8	8	1.5E-02	3129.01	8	10	2.3E-03	3325.01	8	8	3.35E-03
2916.15	8	8	4.8E-04	3131.72	12	10	6.6E-03	3360.11	12	12	2.1E-03
2917.08	6	8	2.7E-02	3133.05	4	6	1.5E-02	3366.97	8	6	2.2E-02
2917.47	6	8	1.4E-03	3135.36	6	6	8.8E-02	3381.01	6	4	3.0E-02
2922.02	8	10	3.8E-02	3144.75	8	6	2.7E-02	3388.14	8	10	3.8E-04
2926.59	8	10	5.1E-02	3146.75	10	10	4.9E-06	3395.33	8	8	3.66E-03
2934.49	8	10	5.6E-03	3154.20	10	10	2.06E-01	3398.36	14	14	2.5E-03
2939.51	6	4	4.0E-03	3155.95	10	8	4.17E-03	3416.02	4	2	2.6E-03
2944.40	4	2	3.5E-01	3162.80	8	8	5.5E-02	3425.57	6	8	2.1E-04
2945.26	6	6	5.6E-04	3163.09	6	6	1.92E-03	3436.11	8	6	5.7E-03
2947.65	6	4	2.01E-01	3166.67	6	4	1.4E-03	3442.22	8	6	3.2E-03
2949.18	10	8	2.45E-01	3167.86	8	8	1.59E-01	3453.62	8	10	8.5E-03
2953.77	6	8	5.2E-02	3170.34	4	2	8.2E-03	3456.92	8	6	7.1E-03
2954.05	8	8	1.2E-02	3177.53	8	8	1.74E-01	3463.96	6	6	7.6E-05
2959.60	8	6	9.7E-02	3179.50	6	8	1.11E-01	3464.50	10	8	2.2E-03
2959.84	8	6	1.36E-01	3180.15	4	6	7.7E-02	3468.68	8	8	2.0E-02
2961.28	4	2	8.9E-03	3183.11	4	6	9.80E-03	3475.74	6	8	1.7E-04
2964.13	8	6	4.6E-02	3185.32	2	4	3.00E-03	3487.99	4	6	1.7E-04
2964.62	2	2	6.5E-02	3186.74	4	4	3.85E-02	3493.47	10	10	3.2E-02
2965.03	4	4	9.43E-02	3187.30	10	10	5.0E-02	3494.67	4	6	7.1E-04
2965.41	6	4	1.1E-02	3192.07	8	10	5.2E-03	3495.62	10	8	2.62E-03
2968.74	8	10	2.4E-03	3192.91	6	6	1.27E-02	3499.88	8	8	4.29E-03
2969.94	8	6	2.28E-01	3193.80	2	2	5.4E-02	3503.47	2	2	2.6E-04
2970.52	4	6	2.70E-02	3193.86	8	8	3.86E-02	3507.40	2	4	4.1E-04
2970.69	10	8	4.15E-02	3196.07	6	8	1.61E-02	3508.20	2	4	1.2E-04

λ Å	Weights		A 10^8 s^{-1}	λ Å	Weights		A 10^8 s^{-1}	λ Å	Weights		A 10^8 s^{-1}
	g_i	g_k			g_i	g_k			g_i	g_k	
3614.88	8	8	4.2E-03	4833.20	12	10	4.6E-06	5965.62	10	10	2.19E-01
3621.27	2	4	2.2E-02	4840.00	10	8	4.0E-06	5991.38	12	10	4.2E-05
3624.89	2	2	2.4E-02	4893.82	8	6	2.5E-05	6084.11	10	8	3.0E-05
3632.29	10	10	1.2E-03	4923.93	6	4	4.28E-02	6113.32	8	6	1.7E-05
3711.98	4	6	1.5E-03	4990.51	6	8	5.2E-01	6129.70	10	10	3.2E-06
3748.48	6	4	3.4E-02	4993.36	10	8	6.9E-05	6147.74	4	2	1.3E-03
3759.46	4	2	3.2E-02	5000.74	2	4	1.8E-05	6149.26	2	2	1.3E-03
3814.12	4	6	4.9E-03	5001.96	12	14	1.57E+00	6175.15	8	8	1.8E-03
3824.93	6	6	3.2E-05	5018.44	6	6	2.0E-02	6179.38	8	6	4.6E-04
3827.08	6	8	2.5E-03	5030.63	10	10	7.1E-01	6238.39	4	4	7.5E-04
3906.04	6	8	1.1E-02	5035.71	10	12	9.4E-01	6239.95	2	4	1.1E-04
3914.50	6	4	4.6E-05	5100.66	10	8	2.0E-05	6247.56	6	4	1.6E-03
3935.96	8	10	8.3E-03	5132.67	10	10	2.0E-05	6305.30	10	10	1.4E-03
3938.29	6	6	6.1E-05	5136.80	6	4	2.8E-05	6331.95	6	8	1.8E-03
3938.97	4	6	8.4E-03	5144.35	4	6	8.5E-01	6369.46	6	4	1.40E-04
3945.21	4	4	3.9E-05	5149.47	8	10	9.0E-01	6383.72	6	6	1.1E-03
3974.17	4	6	6.3E-05	5169.03	6	8	4.22E-02	6416.92	6	6	3.6E-04
4024.55	6	6	2.5E-03	5197.58	6	4	5.4E-03	6432.68	6	6	8.5E-05
4075.95	6	4	1.6E-05	5227.48	12	14	1.22E+00	6446.41	8	10	1.3E-03
4087.28	6	4	3.0E-05	5234.62	8	6	2.5E-03	6456.38	8	6	1.7E-03
4122.67	6	6	3.3E-04	5247.95	4	6	1.43E+00	6516.08	6	8	8.3E-05
4124.79	6	8	3.4E-05	5251.23	6	8	8.0E-01	7222.39	4	2	2.5E-04
4128.75	6	4	2.6E-04	5262.48	4	6	8.0E-07	7224.49	2	2	2.8E-04
4173.46	6	6	4.43E-03	5264.18	8	10	4.76E-01	7301.56	6	6	2.1E-05
4178.86	6	8	1.72E-03	5264.81	6	4	3.52E-04	7320.65	6	4	1.4E-04
4180.98	4	4	2.2E-04	5272.40	6	6	3.9E-03	7449.33	4	6	1.68E-04
4233.17	6	8	7.22E-03	5276.00	10	8	3.76E-03	7462.41	6	6	2.7E-04
4258.15	4	4	3.1E-04	5284.11	6	8	1.9E-04	7479.69	6	8	3.5E-05
4273.33	4	2	9.1E-04	5306.18	6	8	3.28E-01	7515.83	8	6	8.1E-05
4296.57	4	6	7.0E-04	5316.22	14	14	3.69E-01	7711.72	8	8	4.94E-04
4303.18	4	4	2.20E-03	5316.62	12	10	3.89E-03				
4351.77	4	6	4.86E-03	5316.78	8	6	6.5E-04	<i>Fe III</i>			
4369.41	2	4	2.3E-04	5325.55	8	8	8.0E-04	1843.4	9	7	4.8E+00
4384.32	12	10	7.2E-05	5387.06	12	14	5.2E-01	1844.3	7	5	4.9E+00
4385.39	2	2	4.5E-03	5395.86	6	8	5.5E-01	1846.9	5	3	5.5E+00
4413.60	10	10	2.2E-05	5402.06	10	12	5.6E-01	1854.38	3	1	5.7E+00
4416.83	2	4	2.1E-03	5414.07	8	8	9.4E-05	1865.20	7	7	6.1E+00
4472.93	6	4	2.5E-04	5425.26	10	10	9.2E-05	1893.98	11	9	5.5E+00
4489.18	8	6	5.9E-04	5427.83	12	10	5.9E-03	1896.80	13	11	5.0E+00
4491.41	4	4	1.89E-03	5429.99	8	10	6.0E-01	1904.3	5	5	5.7E+00
4508.29	4	2	7.3E-03	5465.93	6	8	6.2E-01	1907.58	15	13	5.3E+00
4515.34	6	6	2.37E-03	5482.31	10	12	4.78E-01	1915.08	13	15	6.0E+00
4520.22	10	8	9.8E-04	5493.83	8	10	4.01E-01	1922.79	11	13	5.5E+00
4522.63	6	4	8.4E-03	5506.19	12	14	1.14E+00	1930.39	9	11	5.1E+00
4534.17	4	6	2.3E-04	5510.78	10	12	2.28E-01	1931.51	9	11	5.3E+00
4541.52	4	4	8.6E-04	5525.12	10	8	3.17E-05	1937.35	7	9	5.1E+00
4549.19	4	6	9.2E-03	5529.05	6	6	2.01E-01	1943.48	5	7	5.0E+00
4549.47	8	6	1.00E-02	5534.85	12	10	3.0E-04	1950.33	13	15	5.5E+00
4555.89	8	8	2.26E-03	5544.76	12	12	2.49E-01	1951.01	11	11	5.3E+00
4576.34	6	6	6.4E-04	5607.14	6	8	4.63E-05	1952.65	9	9	4.9E+00
4582.84	6	8	3.44E-04	5627.50	8	6	2.93E-05	1953.32	7	7	5.1E+00
4583.84	10	8	7.22E-03	5725.96	6	6	5.1E-06	1987.50	13	13	4.9E+00
4620.52	8	8	2.53E-04	5783.63	8	10	4.62E-01				
4629.34	10	10	1.72E-03	5813.68	6	4	8.8E-04	<i>Fe VII</i>			
4635.32	6	8	1.0E-02	5823.15	8	10	2.0E-04	150.807	5	7	1.3E+03
4656.98	6	6	1.37E-04	5824.41	6	6	8.3E-07	150.852	7	9	1.3E+03
4666.76	8	10	1.3E-04	5885.01	4	6	6.4E-01	151.023	9	11	1.6E+03
4670.18	6	8	3.2E-05	5902.83	8	10	4.98E-01	151.046	7	7	2.2E+02
4720.15	4	6	7.5E-06	5955.70	6	8	4.19E-01	151.145	9	9	2.1E+02
4731.45	6	8	2.8E-04	5961.71	10	12	7.4E-01	151.432	5	7	2.2E+02
								151.512	5	5	5.3E+02

λ Å	Weights		A 10^8 s^{-1}	λ Å	Weights		A 10^8 s^{-1}	λ Å	Weights		A 10^8 s^{-1}
	g_i	g_k			g_i	g_k			g_i	g_k	
151.675	7	7	3.9E+02	92.81	9	11	3.7E+03	217	6	8	4.0E+02
151.782	9	9	2.4E+02	92.87	11	13	3.9E+03	217	6	6	2.6E+02
154.307	3	1	8.9E+02	93.433	9	11	3.2E+03	219	2	4	4.8E+02
154.335	5	7	1.2E+03	179.762	5	7	1.67E+03	219	4	6	2.4E+02
154.363	3	3	4.2E+02	<i>Fe XII</i>				219.123	4	6	3.9E+02
154.565	5	3	3.5E+02	65.905	4	4	2.0E+03	220	4	4	3.2E+02
154.650	5	5	8.8E+02	66.526	6	8	1.7E+03	221	4	6	5.9E+02
154.848	1	3	7.7E+02	66.960	4	6	1.6E+03	226	2	4	3.9E+02
154.921	3	5	9.7E+02	67.164	4	2	1.1E+03	234	2	2	2.8E+02
154.941	3	3	2.4E+02	67.821	4	6	1.4E+03	264.787	4	4	3.38E+02
154.949	5	7	1.0E+03	68.382	2	4	1.7E+03	265	4	4	1.5E+02
155.994	9	11	1.8E+03	80.541	6	6	8.7E+02	266	6	4	1.7E+02
158.481	9	9	2.3E+02	81.943	6	4	1.4E+03	268	6	6	2.1E+02
165.087	1	3	6.9E+02	82.226	4	2	1.9E+03	268	4	2	3.3E+02
165.919	7	5	2.8E+03	84.48	4	6	4.5E+03	270.524	4	2	2.1E+02
166.365	9	7	2.9E+03	84.48	8	10	4.9E+03	274.203	2	2	1.8E+02
173.441	9	9	3.6E+03	84.52	10	12	5.2E+03	280	4	6	2.8E+02
176.744	9	9	2.7E+03	84.52	6	8	4.0E+03	283	6	8	2.7E+02
176.928	7	7	2.4E+03	84.85	6	8	2.3E+03	288.45	6	4	1.6E+02
177.172	5	5	1.5E+03	85.14	8	10	3.4E+03	<i>Fe XV</i>			
235.221	5	3	1.7E+02	85.477	10	12	4.6E+03	38.95	1	3	1.69E+03
240.053	3	1	1.3E+02	186.880	6	8	1.0E+03	52.911	1	3	2.94E+03
243.379	9	7	2.1E+02	192.394	4	2	9.0E+02	59.404	3	5	3.4E+03
<i>Fe VIII</i>				193.509	4	4	9.1E+02	63.959	5	7	1.6E+03
112.472	4	4	3.6E+02	195.119	4	6	8.6E+02	65.370	1	3	3.2E+02
112.486	6	6	4.3E+02	<i>Fe XIII</i>				65.612	3	3	9.8E+02
116.196	4	6	4.5E+02	62.353	1	3	2.0E+03	66.238	5	3	1.6E+03
117.197	6	8	3.8E+02	62.46	5	7	1.2E+03	68.860	9	11	9.2E+03
167.486	4	4	3.0E+03	62.699	3	5	2.3E+03	69.7	3	1	1.9E+03
168.172	6	6	3.1E+03	63.188	5	7	3.9E+03	69.942	3	5	7.4E+03
168.545	6	4	2.0E+03	64.139	1	3	2.1E+03	69.989	5	7	7.9E+03
168.929	4	2	2.1E+03	74.845	5	5	1.0E+03	70.052	7	9	8.8E+03
185.213	6	8	1.0E+03	75.892	5	3	7.7E+02	70.224	1	3	4.13E+03
186.601	4	6	9.4E+02	76.117	5	3	2.1E+03	70.53	7	5	2.6E+02
<i>Fe X</i>				78.452	9	11	6.3E+03	70.59	7	7	1.7E+03
76.822	2	2	1.8E+03	84.270	7	9	5.5E+03	73.199	7	9	8.8E+03
77.865	4	6	1.6E+03	107.384	7	5	1.8E+03	73.473	5	7	6.2E+03
100.026	8	10	2.6E+03	<i>Fe XIV</i>				233.857	5	7	2.2E+02
101.733	6	8	1.8E+03	58.963	2	4	2.7E+03	235	1	3	2.5E+02
101.846	4	6	1.7E+03	59.579	4	6	3.1E+03	243	1	3	2.4E+02
102.095	10	12	2.9E+03	69.176	4	6	5.6E+02	243	5	7	2.3E+02
102.192	10	12	2.9E+03	69.386	2	4	7.6E+02	243.790	3	5	4.2E+02
102.829	4	6	2.1E+03	69.66	2	2	8.9E+02	248	3	1	5.4E+02
103.319	6	8	2.6E+03	69.66	6	6	1.3E+03	284.160	1	3	2.28E+02
103.724	6	8	1.7E+03	70.251	6	4	8.1E+02	<i>Fe XVI</i>			
104.638	8	10	2.1E+03	70.613	4	2	1.7E+03	31.041	2	4	5.2E+02
174.534	4	6	1.8E+03	72.80	10	12	7.9E+03	31.242	4	6	6.1E+02
175.266	2	4	1.72E+03	76.022	4	6	6.6E+03	32.166	2	4	6.8E+02
<i>Fe XI</i>				76.152	6	8	7.0E+03	32.192	2	2	6.7E+02
72.166	5	7	2.9E+03	91.009	6	4	5.1E+02	32.433	2	4	7.7E+02
72.310	5	5	1.5E+03	91.273	4	2	5.6E+02	32.652	4	6	9.1E+02
72.635	5	7	1.6E+03	188	4	6	2.7E+02	34.857	2	4	1.23E+03
91.394	5	7	2.6E+03	190	6	8	2.8E+02	35.106	4	6	1.44E+03
91.472	7	9	2.5E+03	207	2	2	2.1E+02	35.333	4	6	6.4E+02
91.63	3	5	2.3E+03	211.316	2	4	3.6E+02	35.368	6	8	6.8E+02
91.63	7	9	3.4E+03	213	4	2	2.8E+02	36.01	4	2	5.0E+02
91.63	5	7	2.8E+03	214	2	2	4.0E+02	36.749	2	4	1.1E+03
91.733	9	11	4.1E+03	216	6	8	1.7E+02	36.803	2	2	1.2E+03
								37.096	4	6	1.0E+03

λ Å	Weights		A 10^8 s^{-1}	λ Å	Weights		A 10^8 s^{-1}	λ Å	Weights		A 10^8 s^{-1}
	g_i	g_k			g_i	g_k			g_i	g_k	
37.138	6	8	1.07E+03	13.68	3	1	8.0E+04	8.65	5	7	3.9E+04
39.827	2	4	2.1E+03	13.69	5	7	2.3E+04	8.66	5	5	4.4E+03
40.153	4	6	2.5E+03	13.700	1	3	2.7E+05	8.74	1	3	2.5E+04
40.161	4	4	4.1E+02	13.71	5	5	2.2E+04	9.42	3	1	4.3E+04
40.199	4	6	1.7E+03	13.738	5	7	1.0E+04	9.42	3	3	3.3E+04
40.245	6	8	1.8E+03	13.796	5	7	7.0E+04	9.44	3	5	1.7E+04
41.91	2	2	4.72E+02	13.83	5	5	1.4E+04	9.45	1	3	5.2E+04
42.30	4	2	9.2E+02	13.934	1	3	4.51E+04	9.46	5	3	1.5E+04
46.661	4	6	3.46E+03	13.961	3	3	2.0E+04	9.47	5	7	4.9E+04
46.718	6	8	3.7E+03	14.668	5	7	1.1E+04	9.47	5	5	6.1E+03
50.350	2	4	1.86E+03	14.671	5	3	1.1E+04	9.52	3	3	8.1E+03
50.555	2	2	1.98E+03	14.929	3	3	1.2E+04	9.58	5	5	5.2E+03
54.142	2	4	3.41E+03	14.966	5	3	2.5E+04	9.59	5	5	1.0E+04
54.728	4	6	4.16E+03	14.995	5	5	2.2E+04	9.67	1	3	5.7E+04
54.769	4	4	6.97E+02	15.015	1	3	1.4E+04	9.68	5	7	4.0E+03
62.879	2	2	1.05E+03	16.668	3	1	1.1E+04	9.74	5	3	5.3E+03
63.719	4	2	2.18E+03	<i>Fe XX</i>				12.02	1	3	1.3E+04
66.263	4	6	9.39E+03	12.67	6	6	1.0E+04	12.13	3	3	1.8E+04
66.368	6	8	1.00E+04	12.69	4	6	1.2E+04	12.18	5	7	2.2E+04
66.392	6	6	6.69E+02	12.73	4	2	4.0E+04	12.19	5	3	6.4E+03
76.502	6	4	6.7E+02	12.77	4	4	2.1E+05	12.21	3	1	1.5E+05
76.796	4	2	7.72E+02	12.78	4	2	6.9E+04	12.21	3	3	1.2E+05
80.192	4	6	5.2E+02	12.78	2	4	1.4E+05	12.25	1	3	2.1E+05
80.270	6	8	5.4E+02	12.79	6	4	1.7E+04	12.28	5	3	5.2E+04
85.587	2	4	4.0E+02	12.82	4	4	1.1E+05	12.30	5	7	2.1E+05
86.133	4	6	4.8E+02	12.88	6	4	2.7E+04	12.36	3	3	3.6E+04
96.256	4	6	8.7E+02	12.89	4	4	4.4E+04	12.37	5	7	3.1E+05
96.348	6	8	9.3E+02	12.90	4	2	6.2E+03	12.38	5	3	6.9E+03
117.2	2	4	3.93E+02	12.90	4	6	1.4E+05	12.47	5	7	5.8E+04
117.7	2	2	3.9E+02	12.92	2	4	1.7E+04	12.47	5	3	1.3E+04
123.4	2	4	5.9E+02	12.93	4	6	1.6E+05	12.49	5	7	1.3E+04
124.5	4	6	7.0E+02	12.93	2	2	1.2E+04	12.53	5	5	1.5E+04
144.06	4	6	1.6E+03	12.98	2	2	6.7E+04	12.57	1	3	7.2E+04
144.25	6	8	1.6E+03	12.99	6	6	5.1E+04	12.73	5	5	8.2E+03
148	4	2	6.5E+02	13.00	6	4	1.1E+04	12.95	3	5	6.2E+03
266.7	4	6	3.9E+02	13.01	2	4	3.0E+04	13.00	1	3	7.2E+03
267.0	6	8	4.3E+02	13.03	4	2	8.6E+04	13.03	5	5	1.3E+04
<i>Fe XVII</i>				13.07	6	4	8.2E+03	13.14	3	1	2.0E+04
11.023	1	3	2.1E+04	13.13	2	4	8.9E+04	13.41	1	3	7.3E+03
12.123	1	3	8.0E+04	13.24	4	4	1.2E+04	<i>Fe XXII</i>			
12.264	1	3	5.9E+04	13.28	4	4	6.1E+03	9.002	4	6	5.5E+04
12.526	1	3	3.0E+03	13.70	4	6	1.1E+04	9.006	6	8	5.7E+04
12.681	1	3	3.5E+03	13.71	2	2	9.9E+03	9.006	6	6	5.3E+04
13.823	1	3	3.3E+04	13.78	4	4	1.0E+04	9.163	4	6	6.9E+04
13.891	1	3	3.4E+03	13.79	6	6	1.2E+04	9.183	6	8	8.3E+04
15.015	1	3	2.28E+05	13.83	4	2	9.8E+03	9.241	4	6	5.1E+04
15.262	1	3	6.0E+04	13.90	4	2	1.2E+04	11.748	4	4	1.2E+05
16.777	1	3	8.29E+03	13.98	6	4	1.6E+04	11.748	4	6	1.6E+05
17.054	1	3	9.33E+03	13.99	4	2	2.2E+04	11.748	4	2	1.8E+05
41.37	9	11	4.8E+03	14.05	4	4	1.7E+04	11.763	2	4	1.6E+05
49.427	3	3	4.0E+03	14.23	2	2	6.3E+03	11.789	2	2	2.6E+05
50.26	7	9	6.0E+03	<i>Fe XXI</i>				11.789	6	8	1.2E+05
58.76	9	11	1.2E+04	8.53	3	1	1.8E+04	11.797	2	4	1.7E+05
<i>Fe XIX</i>				8.53	3	5	6.1E+03	11.823	6	4	7.9E+04
13.413	5	3	1.3E+04	8.53	3	3	1.5E+04	11.837	6	8	2.3E+05
13.426	5	7	4.8E+04	8.56	5	7	2.0E+04	11.837	6	6	1.7E+05
13.47	3	1	1.5E+05	8.56	1	3	2.1E+04	11.886	4	6	1.3E+05
13.520	5	7	2.0E+05	8.56	5	3	6.5E+03	11.898	2	4	8.2E+04
13.56	3	5	1.0E+04	8.64	5	7	1.5E+04	11.922	4	6	1.8E+05

λ Å	Weights		A 10^8 s^{-1}	λ Å	Weights		A 10^8 s^{-1}	λ Å	Weights		A 10^8 s^{-1}
	g_i	g_k			g_i	g_k			g_i	g_k	
2802.0	5	7	1.6E+00	*3104.8	10	14	8.1E-01	1639.8	3	5	2.1E+00
2823.2	5	5	2.6E-01	3848.2	6	4	2.8E-02	2814.2	1	3	3.35E-01
2833.1	1	3	5.8E-01	3848.3	4	4	3.0E-03				
2873.3	5	5	3.7E-01	3850.4	4	2	3.0E-02	<i>Mg X</i>			
3572.7	5	3	9.9E-01	*4481.2	10	14	2.23E+00	57.876	2	4	2.09E+03
3639.6	3	3	3.4E-01	9218.3	2	4	3.6E-01	57.920	2	2	2.09E+03
3671.5	5	3	4.4E-01	9244.3	2	2	3.6E-01	63.152	2	4	5.6E+03
3683.5	3	1	1.5E+00					63.295	4	6	6.7E+03
3739.9	5	5	7.3E-01	<i>Mg IV</i>				609.79	2	4	7.53E+00
4019.6	5	7	3.5E-02	320.99	4	2	1.2E+02	624.94	2	2	7.01E+00
4057.8	5	3	8.9E-01	323.31	2	2	5.9E+01	2212.5	2	4	9.64E-01
4062.1	5	3	9.2E-01	1219.0	6	6	5.9E+00	2278.7	2	2	8.82E-01
4168.0	5	5	1.2E-02	1375.5	4	4	4.5E+00	5918.7	2	4	3.20E-02
5005.4	1	3	2.7E-01	1459.6	6	4	4.6E+00	6229.6	4	6	3.30E-02
5201.4	1	3	1.9E-01	1495.5	4	6	6.4E+00				
7229.0	5	3	8.9E-03	1510.7	4	4	6.7E+00	<i>Mg XI</i>			
<i>Lithium</i>				1683.0	6	8	5.8E+00	7.310	1	3	1.15E+04
<i>Li I</i>				1698.8	4	6	3.9E+00	7.473	1	3	2.27E+04
*2741.2	2	6	1.3E-02	1893.9	6	6	2.8E+00	7.850	1	3	5.50E+04
*3232.7	2	6	1.17E-02					9.169	1	3	1.97E+05
*4602.9	6	10	2.23E-01	<i>Mg VI</i>							
*6103.6	6	10	6.860E-01	*269.92	10	6	3.1E+02	<i>Manganese</i>			
*6707.8	2	6	3.691E-01	*292.53	6	6	9.0E+01	<i>Mn I</i>			
<i>Lutetium</i>				*314.64	6	2	1.8E+02	2794.82	6	8	3.7E+00
<i>Lu I</i>				*349.15	10	10	6.1E+01	2798.27	6	6	3.6E+00
3376.5	4	4	2.23E+00	*387.94	6	10	1.3E+01	2801.08	6	4	3.7E+00
3567.8	4	6	5.9E-01	399.29	4	2	2.8E+01	3007.65	6	8	1.8E-01
3620.3	6	4	1.1E-02	400.68	4	4	2.8E+01	3011.38	8	10	3.1E-01
3841.2	6	6	2.5E-01	403.32	4	6	2.7E+01	3016.45	10	12	2.9E-01
4518.6	4	4	2.1E-01					3043.36	8	8	5.9E-01
<i>Magnesium</i>				<i>Mg VII</i>				3044.57	10	8	5.7E-01
<i>Mg I</i>				277.01	3	3	9.5E+01	3045.59	10	10	6.7E-01
2025.8	1	3	8.4E-01	278.41	5	3	1.5E+02	3045.80	8	10	1.7E-01
*2779.8	9	9	5.2E+00	280.74	5	3	2.0E+02	3047.03	12	12	6.1E-01
*2850.0	9	15	2.3E-01	319.02	5	5	8.9E+01	3054.36	8	6	4.6E-01
2852.1	1	3	4.95E+00	*366.42	9	9	4.4E+01	3070.27	6	6	1.9E-01
*3094.9	9	15	5.2E-01	*433.04	9	15	1.6E+01	3073.18	4	4	3.7E-01
3329.9	1	3	3.3E-02	1334.3	5	5	5.3E+00	3082.71	14	14	2.9E-01
3332.2	3	3	9.7E-02	1410.0	5	5	2.57E+00	3110.68	6	8	2.7E-01
3336.7	5	3	1.6E-01	1487.0	3	5	3.02E+00	3113.80	12	10	2.6E-01
*3835.3	9	15	1.68E+00	1487.9	5	7	3.66E+00	3118.10	4	6	1.7E-01
4703.0	3	5	2.55E-01					3122.88	10	10	1.9E-01
5167.3	1	3	1.16E-01	<i>Mg VIII</i>				3126.85	8	6	2.3E-01
5172.7	3	3	3.46E-01	*74.976	6	10	4.3E+03	3132.28	10	10	2.1E-01
5183.6	5	3	5.75E-01	315.02	4	4	1.2E+02	3132.79	8	8	2.7E-01
5528.4	3	5	1.99E-01	*342.29	10	6	6.3E+01	3175.58	8	10	1.8E-01
<i>Mg II</i>				353.86	4	4	3.89E+01	3201.11	4	6	2.2E-01
1239.9	2	4	1.4E-02	356.00	6	4	5.7E+01	3228.09	10	12	6.4E-01
1240.4	2	2	1.4E-02	*428.52	10	10	3.24E+01	3230.23	10	12	1.9E-01
*2660.8	10	14	3.8E-01	*434.62	6	10	1.6E+01	3230.72	8	8	3.5E-01
2790.8	2	4	4.0E+00	*489.33	6	6	3.9E+01	3240.88	6	4	2.2E-01
2795.5	2	4	2.6E+00	*686.92	6	10	9.4E+00	3243.78	6	6	5.3E-01
2797.9	4	4	7.9E-01					3251.13	4	2	2.3E-01
2798.1	4	6	4.8E+00	<i>Mg IX</i>				3252.95	4	4	1.8E-01
2802.7	2	2	2.6E+00	62.751	1	3	2.87E+03	3256.14	4	6	5.0E-01
2928.8	2	2	1.2E+00	*67.189	9	15	6.20E+03	3258.41	2	2	9.7E-01
2936.5	4	2	2.3E+00	*71.965	9	3	1.22E+03	3260.24	2	4	3.8E-01
				72.312	3	5	4.43E+03	3267.79	14	14	3.5E-01
				77.737	3	1	3.92E+02	3268.72	6	8	3.3E-01
				368.07	1	3	5.27E+01	3270.35	12	12	2.6E-01
				438.69	3	1	7.9E+01	3273.02	10	10	2.7E-01
				*443.74	9	9	4.19E+01				
				749.55	3	5	8.2E+00				

λ Å	Weights		A 10^8 s^{-1}	λ Å	Weights		A 10^8 s^{-1}	λ Å	Weights		A 10^8 s^{-1}
	g_i	g_k			g_i	g_k			g_i	g_k	
2621.06	7	7	1.16E-01	3036.31	3	5	5.81E-01	3228.21	5	7	3.85E-01
2628.96	3	3	2.81E-01	3041.70	13	11	5.94E-01	3229.79	9	11	1.44E-01
2629.85	5	7	7.75E-01	3046.80	13	11	1.63E-01	3233.14	13	13	6.33E-01
2631.50	1	3	2.54E-01	3047.31	11	9	5.01E-01	3237.06	7	9	2.95E-01
2638.30	5	5	7.57E-01	3055.32	9	7	4.29E-01	3244.47	5	3	2.80E-01
2640.98	7	5	1.20E+00	3057.56	7	5	2.64E-01	3247.61	5	5	1.71E-01
2644.36	5	7	1.96E-01	3061.59	7	5	4.41E-01	3249.93	5	3	1.87E-01
2649.46	7	9	9.84E-01	3064.27	13	13	8.46E-01	3251.65	3	5	3.05E-01
2655.02	9	7	4.08E-01	3065.04	13	13	3.08E-01	3256.21	5	3	6.89E-01
2658.11	7	7	6.43E-01	3069.51	5	5	1.52E-01	3256.72	3	3	1.31E-01
2665.09	7	9	1.32E-01	3069.96	11	11	2.72E-01	3259.16	11	13	1.62E-01
2679.85	9	11	1.31E+00	3070.89	9	11	1.87E-01	3262.63	7	9	3.62E-01
2684.16	9	9	4.18E-01	3074.37	11	11	1.42E+00	3264.40	11	9	5.42E-01
2706.11	3	5	2.03E-01	3079.88	9	11	9.55E-01	3265.14	5	7	2.60E-01
2710.74	3	3	1.57E-01	3080.40	7	9	3.61E-01	3266.16	9	11	1.95E-01
2725.15	3	5	2.79E-01	3081.16	3	5	2.35E-01	3270.90	7	7	3.59E-01
2728.71	3	3	1.26E-01	3085.62	9	9	1.63E+00	3276.07	11	9	1.18E-01
2733.39	5	7	2.95E-01	3089.13	11	9	1.53E-01	3285.03	1	3	1.41E-01
2743.71	1	3	2.47E-01	3089.71	5	7	2.34E-01	3285.35	9	7	4.49E-01
2745.38	13	11	1.29E-01	3094.66	7	7	1.63E+00	3287.38	5	5	1.38E-01
2751.47	7	9	2.54E-01	3099.92	9	7	1.45E-01	3289.01	9	9	5.08E-01
2756.26	5	3	1.18E-01	3100.88	7	9	1.20E+00	3290.82	7	5	5.44E-01
2761.53	9	11	2.06E-01	3101.34	5	5	1.92E+00	3305.56	5	3	1.74E-01
2763.02	3	1	4.44E-01	3106.34	7	5	2.21E-01	3305.91	7	9	3.06E-01
2766.25	3	5	1.17E-01	3117.54	13	13	1.89E-01	3307.13	7	9	1.25E-01
2787.83	9	7	2.85E-01	3123.03	3	3	2.81E-01	3312.33	7	5	1.62E-01
2792.96	5	3	1.53E-01	3125.03	5	3	1.98E-01	3323.95	9	7	2.82E-01
2798.02	7	5	1.22E-01	3132.59	7	9	1.79E+00	3325.13	5	3	2.26E-01
2801.47	5	7	1.24E-01	3135.90	9	11	3.68E-01	3325.67	5	5	1.72E-01
2825.68	5	7	2.53E-01	3136.75	9	11	1.57E-01	3327.30	1	3	2.88E-01
2826.75	7	7	4.23E-01	3142.75	3	5	4.10E-01	3336.56	9	9	1.64E-01
2876.54	9	9	2.84E-01	3147.35	13	11	2.41E-01	3340.16	5	3	1.20E-01
2886.60	11	11	4.74E-01	3155.19	7	7	2.75E-01	3344.73	3	5	6.04E-01
2906.06	3	3	8.04E-01	3158.17	7	7	4.63E-01	3346.83	11	11	1.13E-01
2913.52	5	3	1.38E-01	3170.34	7	7	1.37E+00	3347.00	3	3	2.72E-01
2915.38	5	3	7.31E-01	3171.38	5	7	2.03E-01	3358.12	5	7	7.59E-01
2918.84	5	3	3.79E-01	3175.59	13	11	8.40E-01	3361.37	9	9	1.38E-01
2930.39	1	3	1.91E-01	3179.78	11	13	2.33E-01	3363.78	5	7	2.74E-01
2936.50	11	11	2.33E-01	3183.03	11	9	3.98E-01	3363.87	5	7	1.39E-01
2945.43	7	7	3.66E-01	3184.58	7	5	2.77E-01	3373.81	3	3	2.03E-01
2945.66	3	3	4.08E-01	3185.10	7	7	2.54E-01	3375.22	7	7	1.38E-01
2946.01	5	5	1.68E-01	3185.71	5	3	6.10E-01	3375.65	7	9	1.56E-01
2951.45	9	9	1.43E-01	3188.10	7	9	3.45E-01	3378.19	3	1	1.88E-01
2959.48	9	11	1.75E-01	3188.41	5	7	4.40E-01	3378.46	13	13	3.75E-01
2972.96	5	3	2.69E-01	3192.79	9	11	1.88E-01	3379.96	5	5	4.11E-01
2977.27	9	7	3.28E-01	3193.98	7	5	1.53E+00	3382.48	3	3	2.66E-01
2978.28	7	5	1.50E-01	3194.88	9	11	1.75E-01	3384.61	7	9	7.32E-01
2983.04	1	3	2.82E-01	3195.96	9	7	4.10E-01	3385.87	9	11	3.30E-01
2987.92	3	5	8.43E-01	3197.18	1	3	1.47E-01	3389.79	5	7	1.85E-01
2988.23	5	7	4.28E-01	3198.85	15	13	7.22E-01	3392.17	9	9	1.97E-01
2988.68	7	9	1.61E-01	3200.89	3	5	1.82E-01	3393.65	11	11	2.08E-01
2989.80	9	7	9.27E-01	3205.22	1	3	4.27E-01	3404.33	7	7	2.10E-01
3000.24	9	9	1.40E-01	3205.43	9	11	2.55E-01	3413.37	11	11	1.25E-01
3000.44	5	5	1.25E-01	3205.89	9	9	5.35E-01	3415.27	9	9	1.83E-01
3000.85	5	7	2.58E-01	3208.84	7	5	2.77E-01	3415.61	7	9	1.29E-01
3001.43	5	5	2.31E-01	3210.97	7	5	6.94E-01	3416.14	9	11	2.45E-01
3007.71	7	5	1.90E-01	3214.44	9	7	2.01E-01	3418.52	5	3	1.41E-01
3013.39	7	5	6.06E-01	3215.07	3	5	4.20E-01	3419.69	7	7	1.15E-01
3016.78	9	9	2.75E-01	3216.78	15	13	2.10E-01	3420.04	5	5	3.28E-01
3025.00	5	5	8.49E-01	3221.73	3	1	1.41E+00	3422.31	9	9	2.52E-01

λ Å	Weights		A 10^8 s^{-1}	λ Å	Weights		A 10^8 s^{-1}	λ Å	Weights		A 10^8 s^{-1}
	g_i	g_k			g_i	g_k			g_i	g_k	
3425.13	11	11	2.29E-01	3598.88	13	11	5.67E-01	3777.72	13	11	1.66E-01
3427.90	11	13	4.09E-01	3600.73	9	9	2.07E-01	3788.25	7	9	2.87E-01
3434.79	7	7	1.75E-01	3601.88	7	9	1.15E-01	3794.43	9	9	1.22E-01
3435.45	15	15	1.50E+00	3602.94	5	7	2.96E-01	3797.47	7	5	1.48E-01
3437.21	11	9	8.06E-01	3604.07	9	7	3.25E-01	3798.25	7	9	6.90E-01
3438.87	1	3	2.34E-01	3610.61	5	3	1.78E-01	3801.84	9	7	3.16E-01
3441.87	5	3	1.34E-01	3611.99	7	7	1.16E-01	3805.99	5	5	2.44E-01
3442.66	3	3	2.94E-01	3615.16	7	9	1.96E-01	3819.78	9	11	1.47E-01
3445.03	7	9	1.53E-01	3623.22	11	9	5.58E-01	3824.78	5	7	1.40E-01
3445.26	7	5	2.96E-01	3624.46	9	11	5.27E-01	3827.15	7	7	1.94E-01
3445.80	9	9	1.14E-01	3624.62	5	7	1.37E-01	3828.88	7	7	1.35E-01
3447.12	9	11	8.75E-01	3638.20	5	3	3.51E-01	3830.81	5	5	1.83E-01
3447.29	5	3	1.79E-01	3638.21	5	3	3.33E-01	3831.07	7	9	1.20E-01
3449.07	7	9	1.52E-01	3640.62	7	5	1.94E-01	3832.11	9	9	3.05E-01
3449.85	5	7	1.65E-01	3647.84	7	7	2.11E-01	3833.75	9	9	1.70E-01
3452.60	7	7	2.48E-01	3648.70	7	5	1.15E-01	3834.64	3	5	1.20E-01
3456.15	5	5	3.60E-01	3654.58	3	3	1.80E-01	3846.18	7	7	1.26E-01
3456.52	3	3	2.96E-01	3657.36	5	7	2.03E-01	3847.25	3	1	2.41E-01
3460.22	5	3	2.77E-01	3658.13	9	9	1.86E-01	3848.30	9	9	1.26E-01
3460.78	9	7	6.03E-01	3659.36	7	9	6.70E-01	3851.99	11	9	1.78E-01
3465.84	3	1	9.99E-01	3660.92	3	5	1.34E-01	3864.10	7	7	6.24E-01
3466.19	9	7	2.11E-01	3662.15	7	9	1.45E-01	3866.69	3	5	1.74E-01
3466.96	7	7	1.52E-01	3662.99	11	11	3.48E-01	3867.67	5	3	2.22E-01
3467.85	5	7	2.63E-01	3663.27	7	5	2.30E-01	3869.08	5	3	1.35E-01
3469.22	5	3	6.96E-01	3664.81	11	13	9.54E-01	3874.15	7	5	1.67E-01
3469.63	13	15	1.51E-01	3664.88	1	3	1.92E-01	3902.95	7	5	6.17E-01
3470.92	3	5	2.91E-01	3669.34	9	7	2.16E-01	3909.54	9	7	1.13E-01
3475.03	3	3	4.68E-01	3672.81	9	11	1.95E-01	3911.94	5	5	1.15E-01
3479.42	7	5	2.26E-01	3672.82	9	9	1.13E-01	3915.43	5	5	1.40E-01
3483.67	7	7	1.13E-01	3676.23	3	1	5.22E-01	3916.43	5	3	1.78E-01
3483.83	7	5	1.41E-01	3680.68	11	11	2.96E-01	3919.55	11	13	2.24E-01
3489.43	7	7	3.27E-01	3681.72	9	7	1.68E-01	3955.48	13	11	1.71E-01
3504.41	7	9	8.06E-01	3683.01	3	5	1.20E-01	3973.76	11	13	4.39E-01
3505.31	7	9	2.25E-01	3687.96	5	7	2.12E-01	3977.90	9	7	1.35E-01
3508.11	9	9	1.59E-01	3688.97	11	9	3.26E-01	3980.20	5	3	2.70E-01
3510.77	13	13	4.75E-01	3690.59	11	9	2.07E-01	3991.85	11	9	1.29E-01
3517.55	11	11	5.41E-01	3694.94	5	7	6.36E-01	4010.13	5	3	4.38E-01
3518.21	3	3	3.64E-01	3696.04	11	11	3.59E-01	4021.01	9	11	2.65E-01
3521.38	9	9	1.39E-01	3698.07	7	5	1.48E-01	4051.18	13	11	1.36E-01
3521.41	9	11	6.06E-01	3708.55	7	9	1.28E-01	4062.08	11	9	1.96E-01
3524.65	5	3	3.10E-01	3715.75	9	7	2.38E-01	4069.88	13	11	3.25E-01
3524.98	7	9	2.25E-01	3718.48	5	7	1.34E-01	4076.19	9	9	1.16E-01
3538.92	11	11	2.24E-01	3720.25	7	9	2.86E-01	4084.37	9	7	1.94E-01
3540.57	5	3	4.46E-01	3725.55	7	7	1.60E-01	4102.15	5	3	1.22E-01
3542.17	7	5	4.93E-01	3727.68	9	11	1.51E-01	4107.46	7	5	2.02E-01
3552.71	9	7	3.64E-01	3728.30	7	5	1.55E-01	4120.09	13	15	6.05E-01
3555.64	3	3	3.46E-01	3728.50	7	9	2.20E-01	4131.92	9	11	1.56E-01
3558.09	5	7	5.43E-01	3733.02	7	7	1.45E-01	4148.98	9	11	1.56E-01
3563.75	1	3	1.53E-01	3733.41	13	13	2.80E-01	4157.40	13	11	2.17E-01
3566.05	9	9	2.67E-01	3735.62	11	11	1.66E-01	4157.90	9	11	1.60E-01
3566.74	7	7	1.43E-01	3742.28	7	7	1.56E-01	4185.82	11	13	3.82E-01
3570.64	15	15	7.18E-01	3747.19	5	7	3.07E-01	4188.32	11	13	3.32E-01
3573.88	3	5	3.58E-01	3748.48	9	11	3.95E-01	4194.56	11	11	2.70E-01
3580.54	13	11	5.49E-01	3755.10	3	5	1.41E-01	4232.59	9	11	3.17E-01
3581.88	11	13	3.81E-01	3755.16	9	9	2.48E-01	4240.83	5	5	1.68E-01
3584.25	3	3	1.73E-01	3758.52	9	9	1.22E-01	4246.02	11	13	2.00E-01
3585.57	7	5	3.95E-01	3759.60	9	7	1.82E-01	4251.88	13	11	1.76E-01
3588.95	7	7	1.18E-01	3760.88	9	9	2.16E-01	4254.95	7	9	2.01E-01
3590.74	7	9	2.23E-01	3768.73	9	9	2.88E-01	4269.28	11	11	1.36E-01
3595.55	5	5	2.32E-01	3769.99	7	9	2.46E-01	4276.91	7	9	2.85E-01

λ Å	Weights		A 10^8 s^{-1}	λ Å	Weights		A 10^8 s^{-1}	λ Å	Weights		A 10^8 s^{-1}
	g_i	g_k			g_i	g_k			g_i	g_k	
4277.24	9	11	1.35E-01	5926.37	7	7	1.63E-01	735.90	1	3	6.11E+00
4317.92	15	15	1.28E-01	5928.88	7	9	5.32E-01	743.72	1	3	4.86E-01
4325.80	3	3	1.84E-01	7154.11	9	9	3.45E-01	3369.8	5	5	1.0E-03
4326.14	5	7	2.56E-01	<i>Neodymium</i>			3369.9	5	3	7.6E-03	
4340.74	5	7	1.23E-01	<i>Nd II</i>			3375.6	5	3	2.2E-03	
4381.63	13	13	2.93E-01	3780.4	16	18	1.4E-01	3417.9	3	5	9.2E-03
4382.41	11	13	3.83E-01	3805.4	14	16	6.9E-01	3418.0	3	3	2.2E-03
4409.94	13	13	1.38E-01	3807.2	10	12	4.9E-02	3423.9	3	3	1.0E-03
4411.69	11	11	2.63E-01	3863.3	8	10	1.5E-01	3447.7	5	5	2.1E-02
4434.95	9	9	2.51E-01	3941.5	10	10	6.1E-01	3450.8	5	3	4.9E-03
4446.42	11	11	1.90E-01	3951.2	12	12	6.0E-01	3454.2	3	1	3.7E-02
4457.35	7	7	1.28E-01	3973.3	18	18	6.3E-01	3460.5	1	3	7.0E-03
4474.57	5	5	2.10E-01	3979.5	10	12	2.7E-01	3464.3	5	5	6.7E-03
4491.65	11	11	2.09E-01	3990.1	16	16	5.2E-01	3466.6	1	3	1.3E-02
4536.80	13	15	5.03E-01	4012.3	18	20	5.5E-01	3472.6	5	7	1.7E-02
4598.23	1	3	1.47E-01	4061.1	16	18	4.4E-01	3498.1	3	5	5.1E-03
4624.23	9	9	1.32E-01	4106.6	14	16	6.8E-02	3501.2	3	3	1.2E-02
4633.08	3	5	2.35E-01	4109.5	14	16	3.7E-01	3510.7	5	3	2.2E-03
4649.06	3	1	1.25E-01	4133.4	14	12	1.5E-01	3515.2	3	5	6.9E-03
4652.24	5	7	1.55E-01	4156.1	12	14	3.4E-01	3520.5	3	1	9.3E-02
4686.08	3	3	1.72E-01	4205.6	18	16	1.8E-01	3593.5	3	5	9.9E-03
4688.21	13	15	1.54E-01	4284.5	18	18	8.5E-02	3593.6	3	3	6.6E-03
4707.25	7	9	3.63E-01	4303.6	8	10	4.7E-01	3600.2	3	3	4.3E-03
4718.86	5	5	2.17E-01	4325.8	16	16	1.6E-01	3633.7	3	1	1.1E-02
4723.05	9	9	1.23E-01	4358.2	14	14	1.5E-01	3682.2	3	5	1.6E-03
4731.44	9	11	4.49E-01	4382.7	12	10	4.0E-02	3685.7	3	3	3.9E-03
4758.50	11	9	3.01E-01	4400.8	10	10	6.8E-02	3701.2	3	5	2.2E-03
4760.18	11	13	4.67E-01	4451.6	12	14	2.5E-01	4536.3	3	3	5.0E-03
4764.11	9	7	2.16E-01	4456.4	16	18	6.4E-02	4702.5	3	3	2.1E-03
4811.05	13	11	4.36E-01	4463.0	14	16	1.8E-01	4708.9	3	3	4.2E-02
4819.25	11	9	2.71E-01	4958.1	12	10	1.2E-02	4955.4	3	3	3.3E-03
4830.51	9	7	4.07E-01	5130.6	22	20	1.6E-01	5113.7	3	3	1.0E-02
4858.39	13	11	1.24E-01	5192.6	20	18	1.7E-01	5120.5	3	3	5.6E-03
4868.02	7	5	3.11E-01	5249.6	18	16	1.8E-01	5154.4	3	3	1.9E-02
5037.18	9	7	1.14E-01	5276.9	12	10	1.2E-01	5191.3	3	3	1.3E-02
5044.36	7	5	1.31E-01	5293.2	16	14	1.2E-01	5326.4	3	3	6.8E-03
5047.70	3	1	2.61E-01	5302.3	20	18	1.1E-01	5333.3	3	3	5.3E-03
5163.18	9	11	2.03E-01	5311.5	14	12	1.1E-01	5341.1	3	3	1.1E-01
5171.06	5	7	1.84E-01	5319.8	12	10	1.6E-01	5400.6	3	1	9.0E-03
5172.94	5	5	4.11E-01	5357.0	18	16	1.8E-01	5418.6	3	3	5.2E-03
5174.18	5	3	5.83E-01	5371.9	20	20	5.1E-02	5433.7	3	3	2.83E-03
5191.45	7	9	1.62E-01	5485.7	18	18	5.7E-02	5652.6	3	3	8.9E-03
5238.21	7	9	3.74E-01	5594.4	16	16	7.0E-02	5662.5	3	3	6.9E-03
5240.87	7	7	3.89E-01	5620.6	18	18	1.3E-01	5852.5	3	1	6.82E-01
5242.80	7	5	2.01E-01	5688.5	14	14	5.9E-02	5868.4	3	3	1.4E-02
5261.53	5	7	1.13E-01	5718.1	16	16	8.7E-02	5881.9	5	3	1.15E-01
5280.85	5	5	1.28E-01	5726.8	10	10	5.6E-02	5913.6	3	3	4.8E-02
5355.52	9	9	1.21E-01	5740.9	12	12	7.2E-02	5939.3	5	3	2.00E-03
5356.46	11	11	2.11E-01	5804.0	10	10	4.6E-02	5944.8	5	5	1.13E-01
5360.51	9	11	6.19E-01	5865.1	16	18	1.3E-02	5961.6	3	3	3.3E-02
5364.28	9	9	2.26E-01	6051.9	12	10	1.1E-02	5975.5	5	3	3.51E-02
5460.50	5	3	3.46E-01	<i>Neon</i>			6030.0	3	3	5.61E-02	
5493.76	7	5	2.13E-01	<i>Ne I</i>			6046.1	3	3	2.26E-03	
5506.49	5	7	3.61E-01	615.63	1	3	3.8E-01	6074.3	3	1	6.03E-01
5533.03	5	5	3.72E-01	618.67	1	3	9.3E-01	6096.2	3	5	1.81E-01
5570.44	5	3	3.30E-01	619.10	1	3	3.3E-01	6118.0	5	3	6.09E-03
5849.71	3	3	3.02E-01	626.82	1	3	7.4E-01	6128.5	3	3	6.7E-03
5851.50	3	5	1.55E-01	629.74	1	3	4.8E-01	6143.1	5	5	2.82E-01
5893.36	5	5	2.60E-01				6150.3	3	3	1.5E-02	
5895.93	5	7	3.12E-01				6163.6	1	3	1.46E-01	

λ Å	Weights		A 10^8 s^{-1}	λ Å	Weights		A 10^8 s^{-1}	λ Å	Weights		A 10^8 s^{-1}
	g_i	g_k			g_i	g_k			g_i	g_k	
6217.3	5	3	6.37E-02	462.39	2	2	2.3E+01	3243.4	6	6	2.3E-01
6266.5	1	3	2.49E-01	1907.5	4	2	2.8E-01	3244.1	6	8	1.5E+00
6273.0	3	3	9.7E-03	1916.1	4	4	6.9E-01	3248.1	4	4	2.4E-01
6293.7	3	3	6.39E-03	1930.0	2	2	5.7E-01	3255.4	6	4	3.8E-02
6304.8	3	5	4.16E-02	1938.8	2	4	1.3E-01	3263.4	2	4	3.9E-01
6328.2	5	3	3.39E-02	2858.0	6	6	7.9E-01	3269.9	4	6	5.1E-01
6330.9	3	3	2.3E-02	2870.0	6	6	1.7E-01	3270.8	6	4	5.7E-02
6334.4	5	5	1.61E-01	2873.0	6	4	3.8E-01	3297.7	6	6	4.3E-01
6351.9	1	3	3.45E-03	2876.3	4	6	7.8E-01	3309.7	4	2	3.1E-01
6383.0	3	3	3.21E-01	2876.5	6	4	3.3E-01	3310.5	4	4	6.9E-02
6401.1	3	3	1.39E-02	2878.1	2	2	6.9E-02	3311.3	4	2	2.6E-01
6402.2	5	7	5.14E-01	2888.4	4	6	7.0E-02	3314.7	6	6	4.4E-02
6506.5	3	5	3.00E-01	2891.5	4	4	6.1E-02	3319.7	4	2	1.6E+00
6532.9	1	3	1.08E-01	2897.0	6	8	5.2E-02	3320.2	8	6	2.1E-01
6599.0	3	3	2.32E-01	2906.8	2	4	5.5E-01	3323.7	4	4	1.6E+00
6602.9	3	3	5.9E-03	2910.1	4	2	1.7E+00	3327.2	4	4	9.1E-01
6652.1	3	1	2.9E-03	2910.4	2	4	5.9E-01	3329.2	8	8	8.8E-01
6678.3	3	5	2.33E-01	2916.2	6	4	9.6E-02	3330.7	6	6	3.9E-02
6717.0	3	3	2.17E-01	2925.6	2	2	5.6E-01	3334.8	6	8	1.8E+00
6721.1	3	3	4.9E-04	2933.7	6	6	6.9E-02	3336.1	4	6	1.1E+00
6929.5	3	5	1.74E-01	2955.7	6	4	1.2E+00	3344.4	2	2	1.5E+00
7024.1	3	3	1.89E-02	3001.7	4	4	8.7E-01	3345.5	6	4	1.4E+00
7032.4	5	3	2.53E-01	3017.3	6	4	3.5E-01	3345.8	4	4	2.2E-01
7051.3	3	3	3.0E-02	3027.0	6	6	1.4E+00	3353.6	4	2	1.2E-01
7059.1	3	5	6.8E-02	3028.7	4	2	8.5E-01	3355.0	4	6	1.3E+00
7173.9	3	5	2.87E-02	3028.9	2	4	4.7E-01	3356.3	6	6	2.0E-01
7245.2	3	3	9.35E-02	3034.5	6	8	3.1E+00	3357.8	6	6	5.0E-01
7304.8	1	3	2.55E-03	3037.7	4	4	2.1E+00	3360.3	2	4	8.6E-01
7438.9	1	3	2.31E-02	3045.6	2	2	2.5E+00	3360.6	2	4	8.2E-01
7472.4	3	3	4.0E-02	3047.6	4	6	1.8E+00	3362.9	4	2	3.5E-01
7535.8	3	3	4.3E-01	3054.7	2	4	9.4E-01	3371.8	4	6	2.2E-01
7937.0	5	5	7.8E-03	3092.9	6	6	1.3E+00	3374.1	4	4	3.0E-01
8082.5	3	3	1.2E-03	3097.1	8	8	1.3E+00	3378.2	2	2	1.7E+00
8118.5	3	3	4.9E-02	3118.0	8	6	4.2E-02	3379.3	2	2	3.0E-01
8128.9	3	5	7.2E-03	3134.1	6	4	2.6E-01	3386.2	4	6	5.5E-02
8259.4	5	5	2.03E-02	3140.4	8	6	2.4E-01	3388.4	4	6	2.2E+00
8571.4	3	3	5.5E-02	3151.1	6	6	4.8E-02	3390.6	2	4	7.7E-02
8582.9	3	5	1.00E-02	3154.8	8	6	1.8E-02	3392.8	2	4	4.4E-01
8647.0	5	5	3.91E-02	3164.4	8	8	1.6E-01	3404.8	4	6	1.9E+00
8681.9	3	3	2.1E-01	3165.7	6	6	1.2E-01	3407.0	6	8	2.3E+00
8767.5	3	3	1.1E-03	3173.6	6	4	4.5E-02	3411.4	4	2	6.1E-01
8771.7	3	3	1.6E-01	3176.1	4	6	6.0E-02	3413.2	4	4	1.8E+00
8783.8	3	5	3.13E-01	3187.6	4	6	1.4E-02	3414.9	4	6	1.8E-02
8865.3	3	3	9.4E-03	3188.7	6	6	3.9E-01	3416.9	6	6	6.4E-01
9201.8	3	3	9.1E-02	3190.9	4	6	1.5E-01	3417.7	6	8	1.6E+00
9433.0	3	3	1.1E-03	3194.6	4	4	5.2E-01	3438.9	2	2	1.4E+00
9486.7	3	3	2.5E-02	3198.6	6	8	1.7E+00	3440.7	2	4	3.5E-01
9534.2	3	3	6.3E-02	3198.9	4	4	2.3E-01	3453.1	4	4	4.6E-01
10621	3	3	2.4E-03	3209.0	8	8	1.6E-01	3454.8	4	4	1.6E+00
11409	3	3	4.2E-02	3209.4	2	4	6.0E-01	3456.6	2	4	9.6E-01
11525	3	3	8.4E-02	3213.7	2	4	1.7E+00	3457.1	4	6	9.9E-02
11767	3	3	6.9E-02	3214.3	4	6	2.2E+00	3459.3	6	6	1.6E+00
12459	3	3	1.5E-02	3218.2	8	10	3.6E+00	3475.2	4	4	1.2E-02
				3224.8	6	8	3.5E+00	3477.6	4	6	4.3E-01
<i>Ne II</i>				3229.5	8	8	1.3E-01	3481.9	4	2	1.4E+00
*357.03	6	10	3.8E+01	3229.6	8	10	3.6E+00	3503.6	2	2	2.0E+00
*361.77	6	2	1.6E+01	3230.1	6	6	1.8E+00	3522.7	4	2	2.3E-02
*406.28	6	10	1.8E+01	3230.4	4	6	1.4E-01	3538.0	4	2	7.6E-01
*446.37	6	6	4.07E+01	3232.0	6	4	2.7E-01	3539.9	4	4	3.6E-02
460.73	4	2	4.7E+01	3232.4	4	4	1.6E+00	3542.2	6	4	6.0E-01

λ Å	Weights		A 10^8 s^{-1}	λ Å	Weights		A 10^8 s^{-1}	λ Å	Weights		A 10^8 s^{-1}
	g_i	g_k			g_i	g_k			g_i	g_k	
4732.47	7	9	9.3E-02	2270.21	8	10	1.56E+00	187	4	6	1.2E+02
4752.43	3	3	2.0E-01	2278.77	8	6	2.8E+00	187	4	2	3.3E+02
4756.52	9	9	1.5E-01	2287.09	6	4	2.8E+00	188	2	2	4.7E+02
4786.54	11	11	1.8E-01	2296.55	8	8	1.98E+00	190	6	8	2.0E+02
4812.00	3	1	9.5E-02	2297.14	6	4	2.70E+00	192	6	8	4.54E+02
4829.03	5	7	1.9E-01	2297.49	4	2	3.0E+00	192	6	6	3.1E+02
4831.18	9	7	1.6E-01	2298.27	6	6	2.8E+00	194	4	6	2.8E+02
4838.64	9	7	2.2E-01	2303.00	8	6	2.9E+00	194	2	4	5.5E+02
4855.41	5	5	5.7E-01	2316.04	10	8	2.88E+00	194	2	2	1.1E+02
4904.41	5	3	6.2E-01	2334.58	8	8	8.0E-01	194	4	4	3.5E+02
4912.03	3	3	1.5E-01	2375.42	6	8	6.6E-01	194.04	4	6	4.6E+02
4913.97	1	3	2.2E-01	2394.52	8	10	1.70E+00	195.27	4	4	9.5E+01
4918.36	9	7	2.3E-01	2416.13	6	8	2.1E+00	196	4	6	6.7E+02
4935.83	7	5	2.4E-01	2437.89	8	10	5.4E-01	197	4	6	1.5E+02
4937.34	9	9	1.2E-01	2510.87	8	10	5.8E-01	197	4	2	1.2E+02
4953.20	5	5	1.2E-01					199	2	4	4.9E+02
4980.17	9	11	1.9E-01	<i>Ni III</i>				206	2	2	3.7E+02
5000.34	7	7	1.4E-01	1692.51	11	13	7.9E+00	217	4	4	1.1E+02
5012.46	7	7	1.1E-01	1709.90	9	11	6.3E+00	218.391	2	4	9.5E+01
5017.58	11	11	2.0E-01	1719.46	5	7	6.0E+00	223.119	2	2	1.3E+02
5035.37	7	9	5.7E-01	1722.28	3	5	5.9E+00	231	4	4	1.6E+02
5042.20	3	5	1.4E-01	1724.52	3	1	6.7E+00	232.475	4	4	4.07E+02
5048.85	7	7	1.6E-01	1741.96	9	7	5.7E+00	233	6	4	2.4E+02
5080.53	9	11	3.2E-01	1752.43	7	5	5.5E+00	235	4	2	3.8E+02
5081.11	7	9	5.7E-01	1760.56	5	3	6.5E+00	235	6	6	2.5E+02
5082.35	3	3	2.5E-01	1769.64	11	11	6.2E+00	236	4	4	1.2E+02
5084.08	7	9	3.1E-01	1823.06	9	9	5.6E+00	237.875	4	2	2.6E+02
5099.95	7	7	2.9E-01	<i>Ni XIV</i>				238	6	4	1.3E+02
5115.40	11	9	2.2E-01	164.13	6	8	1.2E+03	239.550	2	2	2.6E+02
5129.37	7	5	1.2E-01	168	2	4	2.4E+02	245	4	4	1.4E+02
5155.14	5	5	1.1E-01	168.12	4	2	8.5E+02	245	4	6	3.2E+02
5155.76	5	7	2.9E-01	169.69	4	4	9.8E+02	249	6	8	3.3E+02
5176.57	5	5	1.8E-01	170.50	4	4	7.1E+02	249	6	4	1.2E+02
5371.33	7	7	1.6E-01	171.37	4	6	9.4E+02	250	4	2	1.6E+02
5476.91	1	3	9.5E-02	172.16	6	6	4.7E+02	254	6	4	1.8E+02
5637.12	3	3	1.1E-01	172.80	6	4	1.4E+02	<i>Ni XVII</i>			
5664.02	5	7	1.1E-01	172.80	4	4	5.6E+02	30.919	1	3	2.77E+03
5695.00	3	3	1.7E-01	177.28	4	4	8.9E+01	42.855	1	3	4.75E+03
6086.29	3	5	1.1E-01	181	4	6	7.4E+01	54.451	9	11	1.5E+04
6175.42	3	3	1.7E-01	182.14	4	2	1.5E+02	55.361	1	3	6.7E+03
7122.24	5	7	2.1E-01	196	4	2	3.8E+01	57.348	7	9	1.4E+04
7381.94	9	11	9.7E-02	288.894	4	4	4.6E+01	197.39	1	3	1.6E+02
7422.30	7	5	1.8E-01	292.399	6	6	3.6E+01	199.87	3	5	2.1E+02
7727.66	7	7	1.1E-01	<i>Ni XV</i>				204	3	3	1.8E+02
<i>Ni II</i>				50.249	5	7	6.8E+03	205	3	1	2.4E+02
2165.55	10	10	2.4E+00	60.890	9	11	1.0E+04	206	1	3	3.0E+02
2169.10	8	8	1.58E+00	64.635	7	9	9.6E+03	207.50	5	7	2.5E+02
2174.67	8	10	1.43E+00	163.64	5	7	5.6E+01	215.89	3	5	4.8E+02
2175.15	6	6	1.77E+00	173.73	5	7	7.6E+02	216	1	3	2.7E+02
2184.61	4	4	2.90E+00	175	3	1	5.7E+02	217	5	7	2.4E+02
2201.41	4	6	1.3E+00	179.28	5	7	7.5E+02	227	5	5	1.6E+02
2206.72	6	8	1.66E+00	181	1	3	6.8E+02	249.180	1	3	2.75E+02
2216.48	10	12	3.4E+00	269	3	1	5.3E+01	281.50	3	1	2.1E+02
2220.40	6	8	2.3E+00	278.386	5	5	4.3E+01	282	3	1	2.4E+02
2222.96	10	10	9.8E-01	<i>Ni XVI</i>				284	5	3	1.5E+02
2224.86	8	8	1.55E+00	166	4	6	3.1E+02	292	5	7	2.2E+02
2226.33	6	6	1.3E+00	168	6	8	3.2E+02	<i>Ni XVIII</i>			
2253.85	4	6	1.98E+00	182	2	2	2.5E+02	24.881	2	4	8.6E+02
2264.46	6	8	1.43E+00	185.23	2	4	4.2E+02	25.070	4	6	9.9E+02

λ Å	Weights		A 10^8 s^{-1}	λ Å	Weights		A 10^8 s^{-1}	λ Å	Weights		A 10^8 s^{-1}
	g_i	g_k			g_i	g_k			g_i	g_k	
26.02	2	4	1.26E+03	11.48	3	1	1.1E+05	137.01	4	4	2.6E+02
26.020	2	4	1.1E+03	11.48	1	3	4.0E+05	138.80	4	6	7.2E+01
26.046	2	2	1.1E+03	11.517	5	7	1.4E+05	153.47	2	2	1.27E+02
26.218	4	6	1.5E+03	11.539	5	7	1.2E+05	159.69	2	4	8.9E+01
27.98	4	6	1.0E+03	11.67	1	3	8.0E+04				
27.982	2	4	2.0E+03	11.72	3	3	2.3E+04	<i>Ni XXV</i>			
28.018	6	8	1.1E+03	12.454	5	3	3.3E+04	9.30	3	1	9.3E+04
28.220	4	6	2.33E+03	12.472	3	3	1.8E+04	9.31	5	7	8.2E+04
29.383	4	6	1.58E+03	12.502	5	5	2.8E+04	9.32	3	5	7.8E+04
29.422	6	8	1.69E+03					9.34	1	3	1.1E+05
29.779	2	4	1.9E+03	<i>Ni XXII</i>				9.42	3	1	9.0E+04
29.829	2	2	1.9E+03	72.52	4	2	2.84E+02	9.49	3	5	8.9E+04
31.845	4	6	2.7E+03	84.06	6	4	1.2E+03	9.60	1	3	1.8E+05
31.890	6	8	3.0E+03	84.24	4	2	5.6E+02	9.63	3	5	2.4E+05
32.034	2	4	3.4E+03	85.86	4	2	4.9E+02	9.64	3	3	1.3E+05
32.340	4	6	4.0E+03	88.00	4	2	1.2E+03	9.71	3	1	2.3E+05
36.990	4	6	5.5E+03	95.95	2	2	4.4E+02	9.71	3	3	1.8E+05
37.049	6	8	5.9E+03	98.16	4	4	5.2E+02	9.74	5	7	3.0E+05
41.015	2	4	2.97E+03	98.58	4	4	2.45E+02	9.75	3	5	1.3E+05
41.218	2	2	3.2E+03	100.60	6	6	3.9E+02	9.76	1	3	3.03E+05
43.814	2	4	5.5E+03	101.31	6	4	4.83E+02	9.76	5	3	7.5E+04
44.365	4	6	6.8E+03	103.31	4	2	2.66E+02	9.78	5	7	2.9E+05
44.405	4	4	1.14E+03	106.04	4	4	2.36E+02	9.86	5	7	4.8E+05
52.615	4	6	1.5E+04	106.16	4	2	5.1E+02	9.87	3	5	2.03E+05
52.720	6	8	1.6E+04	124.31	2	2	3.7E+02	9.92	5	5	1.3E+05
52.745	6	6	1.06E+03	126.32	4	4	3.3E+02	9.94	5	7	1.29E+05
59.950	6	4	9.6E+02					9.97	3	5	2.5E+05
60.212	4	2	1.1E+03	<i>Ni XXIII</i>				10.08	1	3	2.80E+05
63.512	4	6	7.9E+02	87.66	3	3	2.8E+02				
63.589	6	8	8.5E+02	88.11	5	3	8.3E+02	<i>Ni XXVI</i>			
69.075	4	6	8.0E+02	90.49	3	3	1.77E+02	1.5930	4	2	3.4E+06
76.254	4	6	1.38E+03	90.96	5	3	2.5E+02	1.5935	2	2	4.0E+06
76.359	6	8	1.47E+03	91.83	5	3	7.5E+02	1.5973	4	4	8.1E+06
99.275	2	4	1.0E+03	92.32	3	1	4.39E+02	1.5977	2	4	4.4E+06
100.4	4	6	1.2E+03	100.42	1	3	2.1E+02	1.5982	2	2	7.3E+06
114.46	4	6	2.5E+03	102.08	5	5	5.3E+02	1.5996	2	2	2.7E+06
114.74	6	8	2.7E+03	103.23	3	3	2.4E+02	1.6005	4	6	2.7E+06
				103.67	5	5	1.78E+02	1.6036	4	2	2.1E+06
<i>Ni XIX</i>				104.70	3	1	2.94E+02	9.390	2	4	2.59E+05
9.140	1	3	3.1E+04	106.02	5	5	2.87E+02	9.535	4	6	2.96E+05
9.153	1	3	5.2E+03	108.27	7	5	3.32E+02				
9.977	1	3	1.1E+05	111.23	3	1	2.26E+02	<i>Ni XXVII</i>			
10.110	1	3	9.4E+04	111.78	5	3	2.19E+02	1.2534	1	3	3.35E+05
10.283	1	3	4.7E+03	111.86	1	3	1.7E+02	1.2824	1	3	6.38E+05
10.433	1	3	5.1E+03	112.55	3	1	1.0E+03	1.3500	1	3	1.63E+06
11.539	1	3	4.8E+04	128.87	5	5	4.02E+02	1.3516	1	3	2.4E+05
11.599	1	3	6.3E+03	133.54	3	3	1.86E+02	1.531	3	3	2.0E+05
12.435	1	3	3.66E+05	137.55	3	1	2.53E+02	1.534	3	1	6.9E+06
12.656	1	3	1.0E+05					1.537	5	5	2.3E+06
13.779	1	3	1.23E+04	<i>Ni XXIV</i>				1.537	1	3	3.7E+06
14.043	1	3	1.31E+04	101.13	6	4	1.63E+02	1.538	3	5	3.9E+06
40.7	3	3	6.4E+03	102.11	4	4	5.4E+02	1.539	1	3	2.6E+06
40.7	3	1	8.4E+03	103.43	2	4	1.3E+02	1.539	3	5	2.6E+06
41.132	7	9	9.4E+03	103.53	4	2	4.17E+02	1.540	3	3	1.7E+06
				104.64	2	2	4.7E+02	1.541	3	5	5.5E+06
<i>Ni XXI</i>				106.68	4	2	3.67E+02	1.542	3	3	3.6E+06
11.13	3	3	1.7E+04	113.14	4	4	1.65E+02	1.542	5	5	3.5E+06
11.23	5	3	1.7E+04	118.52	2	4	1.5E+02	1.544	5	3	3.2E+06
11.239	5	7	5.7E+04	122.72	6	4	2.17E+02	1.546	3	5	1.6E+06
11.28	3	1	2.2E+05	134.73	6	6	1.44E+02	1.547	3	3	2.1E+05
11.318	5	7	2.8E+05	135.47	4	4	8.0E+01	1.549	1	3	2.0E+05

λ Å	Weights		A 10 ⁸ s ⁻¹	λ Å	Weights		A 10 ⁸ s ⁻¹	λ Å	Weights		A 10 ⁸ s ⁻¹
	g_i	g_k			g_i	g_k			g_i	g_k	
1.551	3	1	8.2E+05	6926.67	4	6	7.75E-03	9968.51	6	4	4.50E-03
1.558	3	1	6.5E+05	6945.18	6	6	1.83E-02	9980.42	4	6	8.10E-03
1.5883	1	3	6.02E+06	6951.60	2	4	1.03E-02	9997.73	8	8	9.20E-03
1.5963	1	3	7.70E+05	6960.50	4	4	4.67E-03				
<i>Nitrogen</i>											
<i>NI</i>											
1163.88	6	6	7.52E-01	6973.07	2	2	3.83E-03	<i>NII</i>			
1164.00	4	6	1.27E-02	6979.18	6	4	9.83E-03	474.891	5	5	9.66E+00
1164.21	6	4	5.17E-02	6982.03	4	2	2.04E-02	475.647	1	3	1.17E+01
1164.32	4	4	6.94E-01	7423.64	2	4	5.95E-02	475.698	3	5	1.58E+01
1167.45	6	8	1.29E+00	7442.30	4	4	1.24E-01	475.757	3	3	8.75E+00
1168.42	6	6	4.24E-02	7468.31	6	4	1.93E-01	475.803	5	7	2.10E+01
1168.54	4	6	1.24E+00	7898.98	6	4	2.82E-01	475.884	5	5	5.25E+00
1176.51	6	4	9.22E-01	7899.28	4	4	3.28E-02	508.697	5	5	1.91E+00
1176.63	4	4	1.02E-01	7915.42	4	2	3.13E-01	510.758	5	7	1.87E+01
1177.69	4	2	1.02E+00	8184.86	4	6	8.58E-02	513.849	5	5	1.24E+01
1199.55	4	6	4.01E+00	8188.01	2	4	1.27E-01	529.355	1	3	7.23E+00
1200.22	4	4	3.99E+00	8200.36	2	2	4.95E-02	529.413	3	1	2.43E+01
1200.71	4	2	3.98E+00	8210.72	4	4	4.84E-02	529.491	3	3	6.75E+00
1310.54	4	6	8.42E-01	8216.34	6	6	2.23E-01	529.637	3	5	4.92E+00
1316.29	4	6	1.42E-02	8223.13	4	2	2.64E-01	529.722	5	3	1.03E+01
1492.63	6	4	3.13E+00	8242.39	6	4	1.36E-01	529.867	5	5	1.94E+01
1492.82	4	4	3.51E-01	8567.74	2	4	4.92E-02	533.511	1	3	2.39E+01
1494.68	4	2	3.72E+00	8594.00	2	2	2.09E-01	533.581	3	5	3.20E+01
3822.03	2	2	3.70E-02	8629.24	4	4	2.66E-01	533.650	3	3	1.66E+01
3830.43	4	4	4.67E-02	8655.88	4	2	1.05E-01	533.729	5	7	4.13E+01
3834.22	4	2	1.89E-02	8680.28	6	8	2.46E-01	533.815	5	5	9.19E+00
4099.94	2	4	3.48E-02	8683.40	4	6	1.80E-01	547.818	5	3	2.16E+00
4109.95	4	6	3.90E-02	8686.15	2	4	1.09E-01	559.762	1	3	1.14E+01
4113.97	4	4	6.62E-03	8703.25	2	2	2.10E-01	574.650	5	7	3.60E+01
4137.64	2	4	2.80E-03	8711.70	4	4	1.28E-01	582.156	5	5	2.85E+01
4143.43	4	4	6.09E-03	8718.84	6	6	6.75E-02	635.197	1	3	2.33E+01
4151.48	6	4	1.01E-02	8728.90	4	2	3.76E-02	644.634	1	3	1.21E+01
4249.87	4	2	2.59E-02	8747.37	6	4	1.04E-02	644.837	3	3	3.64E+01
4264.00	6	4	2.26E-02	9028.92	2	2	3.02E-01	645.178	5	3	6.07E+01
4356.29	6	8	5.10E-02	9045.88	6	8	2.80E-01	660.286	5	3	3.69E+01
4385.54	2	2	8.84E-03	9049.49	6	6	1.88E-02	671.016	3	5	2.47E+00
4392.41	4	2	1.76E-02	9049.89	4	6	2.60E-01	671.386	5	5	7.40E+00
4435.43	2	4	7.51E-03	9060.48	2	4	2.95E-01	671.411	1	3	3.04E+00
4442.45	4	4	3.81E-02	9187.45	6	6	2.44E-01	671.630	3	3	2.27E+00
4669.89	4	4	7.49E-03	9187.86	4	6	1.76E-02	671.773	3	1	9.85E+00
4914.94	2	2	8.08E-03	9207.59	6	4	2.70E-02	672.001	5	3	3.87E+00
4935.12	4	2	1.76E-02	9208.00	4	4	2.33E-01	745.841	1	3	1.25E+01
5199.84	2	2	1.87E-02	9386.81	2	4	2.24E-01	746.984	5	3	3.85E+01
5201.61	2	4	1.87E-02	9392.79	4	6	2.63E-01	748.369	5	3	3.83E+00
5281.20	6	6	2.45E-03	9460.68	4	4	3.98E-02	775.965	5	5	3.08E+01
5344.05	6	6	6.10E-04	9776.90	2	4	1.18E-02	915.612	1	3	4.38E+00
5356.62	4	6	1.41E-03	9786.78	4	6	1.13E-02	915.962	3	1	1.32E+01
5367.01	4	4	1.07E-03	9788.29	2	2	2.99E-02	1083.99	1	3	2.18E+00
5372.61	2	4	8.34E-04	9798.56	4	4	2.75E-02	1085.55	5	5	9.47E-01
5378.27	2	2	1.66E-03	9810.01	4	2	5.30E-02	1085.70	5	7	3.87E+00
6606.18	4	6	8.87E-04	9814.02	6	8	6.56E-03	3408.13	3	1	2.19E-01
6622.54	6	6	7.93E-03	9822.75	6	6	4.95E-02	3437.14	3	1	2.07E+00
6626.99	2	4	2.20E-03	9834.61	6	4	4.50E-02	3593.60	3	5	1.21E-01
6636.94	4	4	1.40E-02	9863.33	8	8	9.62E-02	3609.10	3	3	1.41E-01
6644.96	8	6	3.49E-02	9872.15	8	6	2.97E-02	3615.86	3	1	1.53E-01
6646.50	2	2	2.18E-02	9883.38	2	2	2.93E-02	3829.80	3	5	2.42E-01
6653.46	6	4	2.74E-02	9905.52	4	2	3.11E-03	3838.37	5	5	6.98E-01
6656.51	4	2	2.17E-02	9909.22	2	4	7.58E-03	3842.19	1	3	3.06E-01
				9931.47	4	4	3.64E-02	3847.40	3	3	2.22E-01
				9947.07	6	8	1.08E-02	3855.10	3	1	8.82E-01
				9965.75	4	6	7.60E-03	3856.06	5	3	3.71E-01

λ Å	Weights		A 10^8 s^{-1}	λ Å	Weights		A 10^8 s^{-1}	λ Å	Weights		A 10^8 s^{-1}
	g_i	g_k			g_i	g_k			g_i	g_k	
3919.00	3	3	6.76E-01	5025.66	7	7	1.07E-01	5931.78	3	5	4.27E-01
3955.85	3	5	1.31E-01	5040.71	7	5	3.78E-03	5940.24	3	3	2.26E-01
3995.00	3	5	1.35E+00	5045.10	5	3	3.42E-01	5941.65	5	7	5.54E-01
4114.33	3	3	1.42E-03	5073.59	3	3	2.59E-02	5952.39	5	5	1.27E-01
4124.08	3	5	3.20E-01	5168.05	3	5	3.06E-01	5960.91	5	3	1.34E-02
4133.67	5	5	5.30E-01	5170.16	3	3	6.54E-01	6065.00	3	5	2.21E-03
4145.77	7	5	7.36E-01	5171.27	3	1	8.71E-01	6284.32	5	3	7.74E-02
4374.99	3	5	5.55E-03	5171.47	5	7	5.81E-01	6379.62	3	3	6.11E-02
4447.03	3	5	1.14E+00	5172.34	3	5	6.01E-01	6482.05	3	3	3.01E-01
4459.94	3	1	1.12E-01	5172.97	1	3	5.01E-01	6610.56	5	7	6.34E-01
4465.53	3	3	2.36E-02	5173.39	5	7	7.36E-01	6857.03	5	3	2.53E-01
4477.68	5	3	8.85E-02	5174.46	5	5	5.07E-01	6869.58	5	5	2.51E-01
4488.09	5	5	1.30E-02	5175.89	7	9	8.93E-01	6887.83	5	7	2.49E-01
4507.56	7	5	1.00E-01	5176.57	5	3	2.17E-01	7762.24	5	5	8.74E-02
4564.76	3	5	1.41E-02	5177.06	3	3	5.00E-01	8438.74	1	3	2.24E-01
4601.48	3	5	2.35E-01	5179.34	7	9	8.67E-01	8831.75	1	3	8.42E-03
4607.15	1	3	3.26E-01	5179.52	9	11	1.07E+00	8855.30	3	3	2.51E-02
4613.87	3	3	2.26E-01	5180.36	5	5	4.28E-01	8893.29	5	3	4.12E-02
4621.39	3	1	9.55E-01	5183.20	7	7	2.88E-01				
4630.54	5	5	7.72E-01	5184.96	7	7	3.20E-01	<i>N III</i>			
4643.09	5	3	4.51E-01	5185.09	5	3	7.11E-02	374.198	2	4	9.89E+01
4654.53	3	5	2.43E-02	5186.21	7	5	5.76E-02	451.871	2	2	1.03E+01
4667.21	3	3	2.99E-02	5190.38	9	9	1.77E-01	452.227	4	2	2.05E+01
4674.91	3	1	1.05E-01	5191.96	7	5	4.25E-02	684.998	2	4	9.63E+00
4694.27	1	3	1.23E-01	5199.50	9	7	1.51E-02	685.515	2	2	3.83E+01
4695.90	3	5	1.29E-01	5313.42	3	3	1.41E-01	685.817	4	4	4.54E+01
4697.64	3	3	3.06E-02	5320.20	5	3	4.20E-01	686.336	4	2	1.95E+01
4698.55	3	1	3.67E-01	5320.96	3	5	2.52E-01	763.334	2	2	9.58E+00
4700.03	5	7	1.05E-01	5327.76	5	5	4.65E-02	764.351	4	2	1.85E+01
4702.50	5	5	9.15E-02	5338.73	5	7	1.85E-01	771.545	2	4	8.19E+00
4704.25	5	3	2.13E-01	5340.21	7	5	2.59E-01	771.901	4	4	1.64E+01
4706.40	7	9	6.09E-02	5351.23	7	7	3.67E-01	772.384	6	4	2.45E+01
4709.58	7	7	1.82E-01	5383.72	3	5	3.31E-03	772.889	6	4	2.09E+01
4712.07	7	5	1.46E-01	5452.07	1	3	8.89E-02	772.955	4	2	2.34E+01
4718.38	9	9	3.02E-01	5454.22	3	1	3.34E-01	979.832	4	4	8.84E+00
4721.58	9	7	7.75E-02	5462.58	3	3	1.00E-01	979.905	6	6	9.21E+00
4774.24	3	5	3.24E-02	5478.09	3	5	4.75E-02	989.799	2	4	4.18E+00
4779.72	3	3	2.52E-01	5480.05	5	3	1.30E-01	991.511	4	4	8.17E-01
4781.19	5	7	2.05E-02	5495.65	5	5	2.40E-01	991.577	4	6	4.97E+00
4788.14	5	5	2.52E-01	5526.23	3	5	2.13E-01	1747.85	2	4	1.28E+00
4793.65	5	3	7.77E-02	5530.24	5	7	4.04E-01	1751.22	4	4	2.48E-01
4803.29	7	7	3.18E-01	5535.35	7	9	6.04E-01	1751.66	4	6	1.51E+00
4810.30	7	5	4.75E-02	5535.38	3	3	4.53E-01	2972.55	2	2	6.67E-01
4860.17	3	5	1.61E-02	5540.06	3	1	6.03E-01	2977.33	4	2	3.32E-01
4987.38	3	1	7.48E-01	5543.47	5	5	3.51E-01	2978.84	2	4	1.66E-01
4991.24	3	5	3.54E-01	5551.92	7	7	2.00E-01	2983.64	4	4	8.24E-01
4994.36	5	7	2.62E-01	5552.68	5	3	1.50E-01	3342.76	2	2	3.80E-01
4994.37	3	3	7.60E-01	5565.26	7	5	3.97E-02	3353.98	2	4	7.66E-01
4997.22	3	3	1.96E-01	5666.63	3	5	3.74E-01	3354.32	4	6	5.51E-01
5001.13	3	5	9.76E-01	5676.02	1	3	2.96E-01	3355.46	4	2	7.51E-01
5001.47	5	7	1.05E+00	5679.56	5	7	5.25E-01	3358.78	2	2	3.05E-01
5002.70	1	3	8.45E-02	5686.21	3	3	1.94E-01	3360.98	4	4	2.44E-01
5005.15	7	9	1.16E+00	5710.77	5	5	1.24E-01	3365.80	4	2	1.52E+00
5005.30	5	5	6.51E-02	5730.66	5	3	1.34E-02	3367.36	6	6	1.27E+00
5007.33	3	5	7.89E-01	5747.30	3	5	3.40E-02	3374.07	6	4	8.13E-01
5010.62	3	3	2.19E-01	5767.45	3	3	2.44E-02	3745.95	2	4	1.90E-01
5011.31	5	3	5.84E-01	5893.15	5	7	2.88E-01	3752.63	2	2	6.67E-02
5012.04	7	7	5.19E-01	5897.25	3	5	2.16E-01	3754.69	4	4	3.78E-01
5016.38	5	5	1.62E-01	5899.83	1	3	1.60E-01	3762.60	4	4	4.24E-02
5023.05	7	5	3.61E-01	5927.81	1	3	3.22E-01	3771.03	6	4	5.59E-01

λ Å	Weights		A 10 ⁸ s ⁻¹	λ Å	Weights		A 10 ⁸ s ⁻¹	λ Å	Weights		A 10 ⁸ s ⁻¹
	g_i	g_k			g_i	g_k			g_i	g_k	
3771.36	6	4	8.28E-02	7371.51	4	4	3.53E-02	7103.24	1	3	6.28E-02
3792.97	8	6	1.03E-01	7404.54	6	6	3.61E-02	7109.35	3	5	8.46E-02
3934.50	2	4	7.49E-01	8307.51	2	4	1.65E-02	7111.28	3	3	4.70E-02
3938.51	4	6	8.96E-01	8344.95	2	2	6.52E-02	*7116.8	9	15	1.12E-01
3942.88	4	4	1.49E-01	8386.39	4	4	8.03E-02	7122.98	5	7	1.12E-01
4097.36	2	4	8.70E-01	8424.56	4	2	3.17E-02	7127.25	5	5	2.80E-02
4103.39	2	2	8.67E-01					7127.25	5	3	3.11E-03
4195.74	2	4	9.37E-01	<i>NI V</i>				9165.07	3	5	4.23E-02
4200.07	4	6	1.12E+00	247.205	1	3	1.19E+02	9182.16	5	7	4.45E-02
4215.77	4	4	1.85E-01	*283.52	9	15	3.05E+02	9222.99	7	9	4.95E-02
4318.78	2	4	5.40E-02	*322.64	9	3	8.99E+01	9247.04	5	5	7.66E-03
4321.22	2	2	1.08E-01	335.047	3	5	1.845E+02	9311.55	7	7	5.36E-03
4321.39	4	6	5.03E-02	387.356	3	1	2.55E+01				
4325.43	4	4	8.60E-02	765.147	1	3	2.320E+01	<i>NI V</i>			
4327.69	6	8	3.06E-02	*923.16	9	9	1.759E+01	*209.29	2	6	1.21E+02
4327.88	4	2	1.07E-01	955.334	3	1	2.919E+01	*247.66	6	10	4.26E+02
4332.95	6	6	1.23E-01	1718.55	3	5	2.321E+00	1238.82	2	4	3.40E+00
4337.01	6	4	7.47E-02	2649.88	3	3	1.07E+00	1242.80	2	2	3.37E+00
4345.81	8	8	1.82E-01	3052.20	1	3	1.33E-01	4603.74	2	4	4.14E-01
4351.11	8	6	4.01E-02	3059.60	3	3	3.95E-01	4619.97	2	2	4.10E-01
4510.88	2	4	2.84E-01	3075.19	5	3	6.48E-01				
4510.96	4	6	4.77E-01	3443.61	3	5	3.46E-01	<i>NI VI</i>			
4514.85	6	8	6.80E-01	3445.22	1	3	4.60E-01	24.8980	1	3	5.158E+03
4518.14	2	2	5.65E-01	3454.65	3	3	3.42E-01	28.7870	1	3	1.809E+04
4523.56	4	4	3.61E-01	3461.36	3	1	1.36E+00	*161.220	3	9	2.859E+02
4530.86	4	2	1.12E-01	3463.36	5	5	1.02E+00	173.275	1	3	2.697E+02
4534.58	6	6	2.01E-01	3474.53	5	3	5.61E-01	*173.93	9	15	8.756E+02
4547.30	6	4	3.33E-02	3478.72	3	5	1.06E+00	185.192	3	5	8.205E+02
4634.13	2	4	6.36E-01	*3480.8	3	9	1.06E+00	*1901	3	9	6.780E-01
4640.64	4	6	7.60E-01	3483.00	3	3	1.06E+00	2896.4	1	3	2.079E-01
4641.85	4	4	1.26E-01	3484.93	3	1	1.06E+00	*6991.1	3	9	8.384E-02
4858.70	2	4	4.35E-01	3689.94	3	1	9.10E-02	9622.0	1	3	3.276E-02
4858.98	4	6	4.66E-01	3694.14	3	3	2.27E-02				
4861.27	6	8	5.32E-01	3707.39	5	3	6.73E-02	<i>Oxygen</i>			
4867.12	4	4	1.73E-01	3714.43	5	5	1.34E-02	<i>O I</i>			
4867.17	8	10	6.18E-01	3735.43	7	5	7.37E-02	791.973	5	5	4.94E+00
4873.60	6	6	1.50E-01	3747.54	3	5	9.92E-01	792.938	1	3	2.19E+00
4881.78	6	4	1.22E-02	4057.76	3	5	6.62E-01	792.967	3	5	1.64E+00
4884.14	8	8	8.71E-02	4740.26	3	5	1.53E-02	877.798	5	3	2.85E+00
4896.58	8	6	5.86E-03	4747.96	3	3	7.60E-02	877.879	5	5	5.12E+00
5260.86	2	2	2.80E-02	4752.49	5	7	1.13E-02	922.008	5	7	1.23E+00
5270.57	2	4	6.95E-02	4762.09	5	5	6.99E-02	935.193	5	5	1.33E+00
5272.68	4	2	1.39E-01	4769.86	5	3	2.50E-02	1028.16	1	3	4.22E-01
5282.43	4	4	2.21E-02	4786.92	7	7	8.79E-02	1152.15	5	5	5.28E+00
5297.75	4	6	4.93E-02	4796.66	7	5	1.53E-02	1217.65	1	3	2.06E+00
5298.95	6	4	7.38E-02	5200.41	3	5	2.67E-01	1302.17	5	3	3.41E+00
5314.36	6	6	1.14E-01	5204.28	5	7	3.55E-01	1304.86	3	3	2.03E+00
5320.87	6	8	5.68E-01	5205.15	1	3	1.97E-01	1306.03	1	3	6.76E-01
5327.19	4	6	5.29E-01	5226.70	3	3	1.46E-01	3823.41	7	7	6.63E-03
5352.46	6	6	3.72E-02	5245.60	5	5	8.66E-02	3823.87	5	3	1.87E-03
6365.84	2	2	2.18E-01	5272.35	5	3	9.48E-03	3824.35	5	5	5.19E-03
6394.75	2	4	2.15E-01	5288.25	5	3	3.22E-02	3825.02	3	3	5.59E-03
6445.34	2	4	8.89E-02	5736.93	3	5	1.84E-01	3825.19	5	7	8.31E-04
6450.79	2	2	1.77E-01	5776.31	1	3	1.85E-02	3855.01	5	5	1.63E-02
6454.08	4	6	1.49E-01	5784.76	3	1	5.51E-02	3947.29	5	7	4.91E-03
6463.09	4	4	1.13E-01	5795.09	3	3	1.37E-02	3947.48	5	5	4.88E-03
6467.02	6	8	2.11E-01	5812.31	3	5	1.36E-02	3947.59	5	3	4.87E-03
6468.57	4	2	3.52E-02	5826.43	5	3	2.25E-02	3951.93	3	1	3.10E-03
6478.76	6	6	6.31E-02	5843.84	5	5	4.01E-02	3952.98	5	3	1.29E-03
6487.84	6	4	1.05E-02	6380.75	1	3	1.42E-01	3953.00	1	3	1.03E-03
								3954.52	3	5	7.73E-04

λ Å	Weights		A 10^8 s^{-1}	λ Å	Weights		A 10^8 s^{-1}	λ Å	Weights		A 10^8 s^{-1}
	g_i	g_k			g_i	g_k			g_i	g_k	
3954.61	5	5	2.32E-03	9260.85	3	3	3.34E-01	3843.58	4	6	3.55E-02
3997.95	5	3	2.41E-02	9260.94	3	5	1.56E-01	3847.89	2	2	1.95E-01
4217.09	3	1	5.44E-03	9262.58	5	3	1.11E-01	3850.80	4	6	6.00E-03
4222.77	5	3	2.26E-03	9262.67	5	5	2.60E-01	3851.03	4	4	1.59E-01
4222.82	1	3	1.81E-03	9262.78	5	7	2.97E-01	3851.47	8	8	2.72E-02
4233.27	5	5	4.04E-03	9265.83	7	5	2.97E-02	3856.13	4	2	2.28E-01
4368.19	3	1	7.56E-03	9265.93	7	7	1.48E-01	3857.16	6	6	6.59E-02
4368.24	3	5	7.59E-03	9266.01	7	9	4.45E-01	3863.50	6	8	6.49E-02
4967.38	3	5	4.43E-03	9482.89	5	3	2.34E-01	3864.13	2	2	9.12E-02
4967.88	5	7	8.44E-03	9622.11	5	3	5.22E-04	3864.43	6	6	2.15E-01
4968.79	7	9	1.27E-02	9622.16	3	3	1.57E-03	3864.67	6	4	1.80E-01
5019.29	5	5	7.13E-03	9625.26	7	5	3.25E-04	3874.09	2	4	3.26E-02
5020.22	7	5	9.98E-03	9625.30	7	7	1.85E-03	3875.80	8	6	3.38E-02
5329.11	3	5	9.48E-03	9694.66	5	7	4.54E-04	3882.19	8	8	5.50E-01
5329.69	5	7	1.81E-02	9694.91	5	5	4.54E-04	3882.45	4	4	8.94E-02
5330.74	7	9	2.71E-02	9695.06	5	3	4.54E-04	3883.14	8	6	1.13E-01
5435.18	3	5	7.74E-03	<i>O II</i>				3893.52	4	6	1.89E-02
5435.77	5	5	1.29E-02	429.918	4	2	4.25E+01	3907.45	6	6	8.64E-02
5436.86	7	5	1.80E-02	430.041	4	4	4.13E+01	3911.96	6	4	1.09E+00
5512.60	3	5	2.69E-03	430.176	4	6	4.36E+01	3912.12	4	4	1.41E-01
5512.77	5	7	3.58E-03	483.760	4	2	2.05E+01	3919.27	4	2	1.22E+00
5554.83	3	3	5.83E-03	483.980	6	4	1.80E+01	3945.04	2	4	2.05E-01
5555.00	5	3	9.71E-03	484.027	4	4	3.22E+00	3954.36	2	2	8.57E-01
5958.39	3	5	6.80E-03	485.087	6	8	2.60E+01	3973.26	4	4	1.04E+00
5958.58	5	7	9.06E-03	485.470	6	6	1.20E+00	3982.71	4	2	4.27E-01
6046.23	3	3	1.05E-02	485.518	4	6	1.93E+01	4069.62	2	4	1.52E+00
6046.44	5	3	1.75E-02	2290.85	2	4	7.41E-02	4069.88	4	6	1.53E+00
6046.49	1	3	3.50E-03	2293.30	2	2	3.25E-01	4072.15	6	8	1.98E+00
6155.99	3	5	2.67E-02	2300.33	4	4	4.17E-01	4075.86	8	10	2.11E+00
6156.78	5	7	5.08E-02	2302.81	4	2	1.67E-01	4078.84	4	4	5.52E-01
6158.19	7	9	7.62E-02	2365.14	4	2	1.52E-01	4084.65	6	8	7.28E-02
6324.84	7	5	3.76E-05	2375.72	6	4	1.35E-01	4085.11	6	6	4.55E-01
6453.60	3	5	1.65E-02	2406.38	6	4	1.85E-01	4092.93	8	8	2.65E-01
6454.44	5	5	2.75E-02	2407.48	4	4	2.25E-01	4094.14	6	4	4.70E-02
6455.98	7	5	3.85E-02	2411.60	4	2	2.05E-01	4096.53	4	6	1.73E-01
6726.28	5	5	1.18E-05	2411.64	2	2	1.10E-01	4097.22	2	4	3.62E-01
6726.54	5	3	6.44E-06	2415.13	4	2	2.20E-01	4103.00	2	2	5.09E-01
7001.92	3	5	2.65E-02	2418.46	6	6	2.30E-01	4104.72	4	6	3.14E-01
7002.23	5	7	3.53E-02	2425.57	6	6	1.77E-01	4104.99	4	4	9.14E-01
7254.15	3	3	2.24E-02	2433.54	2	4	4.21E-01	4106.02	8	6	1.70E-02
7254.45	5	3	3.73E-02	2436.06	4	4	1.69E-01	4109.84	6	6	1.21E-02
7254.53	1	3	7.45E-03	2444.25	4	4	7.56E-02	4110.19	6	4	2.54E-01
7771.94	5	7	3.69E-01	2445.53	4	6	4.98E-01	4110.79	4	2	7.70E-01
7774.17	5	5	3.69E-01	2517.96	4	6	7.72E-02	4112.02	6	6	1.81E-01
7775.39	5	3	3.69E-01	2523.21	2	2	9.63E-02	4113.83	8	6	2.41E-01
7981.94	3	3	2.33E-04	2526.87	4	4	1.20E-01	4119.22	6	8	1.33E+00
7982.40	1	3	3.09E-04	2530.28	6	8	8.16E-02	4120.28	6	6	2.15E-01
7986.98	3	5	4.19E-04	2571.46	2	4	1.15E-01	4120.55	6	4	2.60E-01
7987.33	5	5	1.41E-04	2575.28	4	6	1.37E-01	4121.46	2	2	5.60E-01
7995.07	5	7	5.63E-04	3134.73	8	6	1.23E+00	4129.32	4	2	1.79E-01
8221.82	7	7	2.89E-01	3273.43	8	6	9.99E-01	4132.80	2	4	9.13E-01
8227.65	5	3	8.13E-02	3377.15	2	2	1.27E+00	4140.70	4	4	4.09E-02
8230.00	5	5	2.26E-01	3390.21	2	4	1.22E+00	4153.30	4	6	7.91E-01
8233.00	3	3	2.43E-01	3407.28	6	6	1.02E+00	4156.53	6	4	2.11E-01
8235.35	3	5	4.86E-02	3712.74	2	4	2.84E-01	4169.22	6	6	2.71E-01
8446.25	3	1	3.22E-01	3727.32	4	4	5.81E-01	4185.44	6	8	1.91E+00
8446.36	3	5	3.22E-01	3749.48	6	4	9.31E-01	4189.58	8	8	7.06E-02
8446.76	3	3	3.22E-01	3833.07	6	8	1.02E-02	4189.79	8	10	1.98E+00
8820.42	5	7	2.93E-01	3842.81	2	4	7.45E-02	4192.51	6	4	3.21E-01
9260.81	3	1	4.46E-01					4196.27	4	4	3.56E-02

λ Å	Weights		A 10^8 s^{-1}	λ Å	Weights		A 10^8 s^{-1}	λ Å	Weights		A 10^8 s^{-1}
	g_i	g_k			g_i	g_k			g_i	g_k	
4196.70	4	2	3.56E-01	4864.88	4	2	8.07E-02	597.814	1	3	1.49E+01
4317.14	2	4	3.70E-01	4871.52	4	6	5.60E-01	599.590	5	5	5.41E+01
4319.63	4	6	2.55E-01	4872.02	4	4	9.34E-02	702.337	1	3	6.06E+00
4319.87	2	2	5.62E-01	4890.86	4	2	4.80E-01	702.838	3	1	1.83E+01
4325.76	2	2	1.47E-01	4906.83	4	4	4.54E-01	832.929	1	3	3.41E+00
4327.46	6	6	6.76E-01	4924.53	4	6	5.43E-01	835.092	5	5	1.44E+00
4327.85	6	4	7.24E-02	4941.07	2	4	5.87E-01	835.289	5	7	5.99E+00
4328.59	4	2	1.12E+00	4943.01	4	6	7.78E-01	1679.03	3	5	6.57E-01
4331.47	4	6	4.82E-02	4955.71	4	4	1.82E-01	1686.73	3	3	6.48E-01
4331.86	4	4	6.50E-01	5159.94	2	2	3.29E-01	1760.41	3	5	8.38E-01
4336.86	4	4	1.57E-01	5175.90	4	2	1.49E-01	1764.46	5	5	2.50E+00
4345.56	4	2	8.31E-01	5190.50	2	4	1.26E-01	1766.63	1	3	1.11E+00
4347.22	6	4	1.19E-01	5206.65	4	4	3.58E-01	1772.28	3	1	3.29E+00
4347.41	4	4	9.32E-01	5583.22	2	4	2.17E-02	1772.97	5	3	1.37E+00
4349.43	6	6	6.91E-01	5611.07	2	2	2.14E-02	2390.43	3	3	1.62E+00
4351.26	6	6	9.89E-01	6627.37	4	2	1.73E-01	2454.97	3	1	3.43E+00
4351.46	4	6	5.82E-02	6641.03	2	2	9.88E-02	2665.68	3	5	6.75E-01
4359.40	4	6	1.44E-02	6666.66	4	2	6.78E-02	2674.58	5	5	1.11E+00
4366.89	6	4	3.98E-01	6677.87	2	4	3.37E-02	2683.66	3	1	1.85E+00
4369.27	4	4	3.57E-01	6717.75	2	2	1.33E-01	2686.15	7	5	1.54E+00
4395.93	6	6	3.91E-01	6721.39	4	2	1.81E-01	2687.55	3	3	1.84E+00
4405.98	6	4	4.30E-02	6810.48	6	8	1.64E-03	2695.48	3	5	1.82E+00
4414.90	4	6	8.34E-01	6844.10	4	6	2.97E-03	2794.14	3	1	1.82E-01
4416.97	2	4	7.13E-01	6846.80	8	8	3.17E-02	2798.93	3	3	4.52E-02
4443.01	6	6	5.05E-01	6869.48	6	6	5.35E-02	2809.66	5	3	1.34E-01
4443.52	6	8	1.89E-02	6884.88	4	4	6.12E-02	2818.70	5	5	2.66E-02
4447.68	8	6	2.52E-02	6895.10	10	8	2.72E-01	2836.31	7	5	1.46E-01
4448.19	8	8	5.10E-01	6906.44	8	6	2.48E-01	2959.69	3	5	1.83E+00
4452.38	4	4	1.37E-01	6907.87	4	2	3.03E-01	2983.78	3	5	2.15E+00
4466.24	2	4	9.00E-01	6910.56	6	4	2.43E-01	2992.08	3	5	9.32E-02
4467.46	2	2	9.00E-01					2996.48	3	3	4.64E-01
4563.18	4	4	7.18E-03	<i>O III</i>				2997.69	5	7	6.88E-02
4590.97	6	8	8.85E-01	263.694	1	3	3.32E+01	3004.34	5	5	4.27E-01
4595.96	6	6	4.87E-02	263.727	3	5	4.48E+01	3008.78	5	3	1.53E-01
4596.18	4	6	8.34E-01	263.773	3	3	2.49E+01	3017.62	7	7	5.38E-01
4638.86	2	4	3.71E-01	263.817	5	7	5.97E+01	3023.43	3	5	4.79E-01
4641.81	4	6	5.96E-01	263.861	5	5	1.49E+01	3024.36	7	5	9.39E-02
4649.13	6	8	7.81E-01	277.386	5	7	9.43E+01	3024.54	1	3	6.16E-01
4650.84	2	2	6.86E-01	279.788	5	5	4.25E+01	3035.41	3	3	4.59E-01
4661.63	4	4	4.10E-01	295.942	1	3	5.56E+01	3042.07	3	1	1.94E+00
4673.73	4	2	1.35E-01	303.413	1	3	4.29E+01	3047.10	5	5	1.49E+00
4676.23	6	6	2.05E-01	303.461	3	1	1.29E+02	3059.28	5	3	8.72E-01
4690.89	2	4	1.86E-01	303.517	3	3	3.21E+01	3064.98	1	3	2.17E-01
4691.42	2	2	7.43E-01	303.622	3	5	3.21E+01	3068.13	3	1	6.49E-01
4696.35	6	4	3.25E-02	303.695	5	3	5.34E+01	3068.26	3	3	5.41E-02
4698.44	6	6	6.59E-02	303.800	5	5	9.61E+01	3068.67	3	5	2.27E-01
4699.01	6	8	9.88E-01	305.596	1	3	1.20E+02	3074.14	5	7	1.84E-01
4699.22	4	6	9.36E-01	305.656	3	5	1.62E+02	3074.72	5	3	3.76E-01
4701.18	4	4	9.23E-01	305.702	3	3	9.01E+01	3075.13	5	5	1.61E-01
4701.71	4	2	3.69E-01	305.767	5	7	2.16E+02	3075.95	7	9	1.07E-01
4703.16	4	6	9.20E-01	305.836	5	5	5.40E+01	3083.65	7	7	3.20E-01
4705.35	6	8	1.10E+00	320.978	5	7	2.17E+02	3084.64	7	5	2.55E-01
4710.01	4	6	2.98E-01	328.448	5	5	1.04E+02	3088.04	9	9	5.30E-01
4741.70	6	6	4.71E-02	345.312	1	3	1.35E+02	3095.79	9	7	1.35E-01
4751.28	6	8	6.39E-02	374.073	5	5	2.85E+01	3115.67	3	1	1.39E+00
4752.69	6	6	1.45E-02	395.557	5	3	2.80E+01	3121.63	3	3	1.38E+00
4844.92	4	6	1.02E-02	507.388	1	3	1.61E+01	3132.79	3	5	1.37E+00
4856.39	4	6	5.58E-02	507.680	3	3	4.82E+01	3198.18	3	5	9.57E-02
4856.76	4	4	1.00E-01	508.178	5	3	8.04E+01	3201.14	3	3	4.77E-01
4860.97	2	4	4.70E-01	525.794	5	3	9.60E+01	3202.51	5	7	7.08E-02

λ Å	Weights		A 10^8 s^{-1}	λ Å	Weights		A 10^8 s^{-1}	λ Å	Weights		A 10^8 s^{-1}
	g_i	g_k			g_i	g_k			g_i	g_k	
3207.61	5	5	4.40E-01	3698.72	5	7	7.62E-01	625.127	4	4	2.13E+01
3210.58	5	3	1.58E-01	3703.36	7	9	1.14E+00	625.853	6	4	3.19E+01
3216.07	7	7	5.58E-01	3704.75	3	3	8.53E-01	779.736	6	4	1.46E+00
3221.21	7	5	9.75E-02	3707.27	3	5	7.34E-01	779.820	4	4	1.31E+01
3260.86	5	7	1.68E+00	3709.54	3	1	1.13E+00	779.912	6	6	1.36E+01
3265.33	7	9	1.88E+00	3712.49	5	5	6.59E-01	779.997	4	6	9.70E-01
3267.20	3	5	1.58E+00	3714.03	3	3	4.06E-01	787.710	2	4	5.95E+00
3281.83	5	5	2.89E-01	3715.09	5	7	9.73E-01	790.112	4	4	1.18E+00
3284.45	7	7	2.06E-01	3720.89	7	7	3.74E-01	790.199	4	6	7.08E+00
3299.39	1	3	1.64E-01	3721.95	5	3	2.80E-01	921.296	2	4	2.21E+00
3312.33	3	3	4.60E-01	3725.31	5	5	2.41E-01	921.365	2	2	8.83E+00
3326.06	3	3	2.65E-01	3728.51	5	7	1.29E+00	923.367	4	4	1.10E+01
3330.30	3	5	6.81E-01	3728.84	7	9	1.45E+00	923.436	4	2	4.39E+00
3330.32	3	5	4.76E-01	3729.80	3	5	1.22E+00	1338.61	2	4	2.17E+00
3332.41	5	3	7.92E-01	3732.13	5	3	2.67E-02	1342.99	4	4	4.29E-01
3332.93	5	7	5.04E-01	3734.83	7	5	7.40E-02	1343.51	4	6	2.57E+00
3336.67	3	3	3.76E-01	3742.63	5	5	2.24E-01	2120.58	2	2	1.05E+00
3336.69	5	5	8.77E-02	3746.90	7	7	1.59E-01	2132.64	4	4	1.29E+00
3340.76	5	3	6.57E-01	3754.70	3	5	7.53E-01	2493.39	2	4	1.18E+00
3344.20	5	5	1.25E-01	3757.23	1	3	5.56E-01	2493.75	4	6	8.48E-01
3344.51	5	7	3.48E-01	3759.88	5	7	9.79E-01	2493.99	2	2	6.09E-01
3347.98	7	5	4.86E-01	3774.03	3	3	3.91E-01	2499.27	2	2	4.68E-01
3350.62	5	3	1.12E+00	3791.28	5	5	2.24E-01	2501.81	4	4	3.73E-01
3350.92	7	7	9.91E-01	3810.98	5	3	2.37E-02	2507.73	4	2	2.32E+00
3355.86	7	7	6.89E-01	3816.75	5	3	9.63E-02	2509.22	6	6	1.94E+00
3362.31	7	5	6.87E-01	3961.57	5	7	1.25E+00	2510.58	4	2	1.19E+00
3376.61	3	1	1.49E+00	4072.64	1	3	3.37E-01	2517.37	6	4	1.24E+00
3376.76	3	3	1.12E+00	4073.98	3	5	4.54E-01	2781.22	2	2	1.03E-01
3377.26	3	5	5.20E-01	4081.02	5	7	6.02E-01	2803.57	6	4	1.26E-01
3382.61	5	7	9.86E-01	4089.30	3	3	2.49E-01	2805.87	2	4	2.90E-01
3383.31	5	3	3.70E-01	4103.07	5	5	1.48E-01	2812.50	6	6	3.58E-02
3383.81	5	5	8.62E-01	4118.60	5	3	1.63E-02	2816.53	4	4	5.74E-01
3384.90	7	9	1.48E+00	4440.09	5	3	4.42E-01	2829.17	8	6	1.56E-01
3394.22	7	7	4.88E-01	4447.69	5	5	4.40E-01	2836.27	6	4	8.43E-01
3395.43	7	5	9.75E-02	4461.61	5	7	4.36E-01	2916.31	2	4	1.06E+00
3406.88	1	3	1.93E-01	4524.22	3	1	3.38E-01	2921.46	4	6	1.27E+00
3408.13	3	1	5.79E-01	4532.78	5	3	1.40E-01	2926.18	4	4	2.11E-01
3415.26	3	3	1.44E-01	4535.29	3	3	8.40E-02	3063.43	2	4	1.30E+00
3428.63	3	5	1.42E-01	4555.39	5	5	2.49E-01	3071.60	2	2	1.29E+00
3430.57	5	3	2.37E-01	4557.91	3	5	8.27E-02	3177.89	2	4	7.59E-02
3444.05	5	5	4.21E-01	5268.30	1	3	3.50E-01	3180.77	2	2	1.51E-01
3446.68	3	5	9.71E-01	5508.24	5	5	1.06E-01	3180.99	4	6	7.06E-02
3447.15	1	3	8.09E-01	5592.25	3	3	3.27E-01	3185.74	4	4	1.21E-01
3447.97	5	7	1.19E+00					3188.22	6	8	4.28E-02
3450.91	7	9	1.44E+00	<i>OIV</i>				3188.64	4	2	1.50E-01
3451.30	3	3	8.06E-01	238.360	2	4	2.96E+02	3194.78	6	6	1.71E-01
3454.84	5	5	6.89E-01	238.570	4	6	3.54E+02	3199.58	6	4	1.04E-01
3454.99	9	11	1.72E+00	238.579	4	4	5.90E+01	3209.65	8	8	2.53E-01
3459.48	5	3	1.14E-01	279.631	2	2	2.68E+01	3216.31	8	6	5.56E-02
3459.94	7	7	5.14E-01	279.933	4	2	5.34E+01	3348.06	2	4	8.51E-01
3466.13	9	9	2.84E-01	553.329	2	4	1.22E+01	3349.11	4	6	1.02E+00
3466.85	7	5	6.82E-02	554.076	2	2	4.86E+01	3354.27	4	2	7.71E-01
3475.24	9	7	2.42E-02	554.513	4	4	6.06E+01	3362.55	4	4	7.65E-01
3520.94	1	3	1.50E-01	555.263	4	2	2.41E+01	3375.40	4	6	7.56E-01
3531.22	3	1	4.45E-01	608.397	2	2	1.21E+01	3378.02	4	4	1.66E-01
3533.38	3	3	1.11E-01	609.829	4	2	2.40E+01	3381.21	4	6	7.19E-01
3534.90	3	5	1.11E-01	616.952	6	4	2.60E+01	3381.30	2	4	4.28E-01
3555.24	5	3	1.82E-01	617.005	4	4	2.89E+00	3385.52	6	8	1.02E+00
3556.78	5	5	3.26E-01	617.036	4	2	2.89E+01	3390.19	2	2	8.49E-01
3695.38	3	5	4.01E-01	624.619	2	4	1.07E+01	3396.80	4	4	5.40E-01

λ	Weights		A	λ	Weights		A	λ	Weights		A
	\AA	g_i			g_k	10^8 s^{-1}			\AA	g_i	
3405.77	4	2	1.67E-01	2781.01	3	5	1.40E+00	*173.03	6	10	8.78E+02
3409.70	6	6	3.00E-01	*2784.0	3	9	1.40E+00	1031.91	2	4	4.16E+00
3411.30	4	4	1.69E-01	2786.99	3	3	1.39E+00	1037.61	2	2	4.09E+00
3411.69	4	6	1.02E+00	2789.85	3	1	1.38E+00	3811.35	2	4	5.14E-01
3425.55	6	4	4.94E-02	3058.68	3	5	1.39E+00	3834.24	2	2	5.05E-01
3489.89	4	6	7.29E-01	3144.66	3	5	8.86E-01				
3492.21	2	4	6.06E-01	3219.24	3	1	1.54E-01	<i>O VII</i>			
3493.43	4	4	1.21E-01	3222.29	1	3	1.16E-01	18.6270	1	3	9.365E+03
3560.39	4	6	1.03E+00	3227.54	3	3	3.38E-02	21.6020	1	3	3.309E+04
3563.33	6	8	1.10E+00	3239.21	3	3	3.28E-01	*120.33	3	9	5.334E+02
3593.08	6	6	7.15E-02	3248.28	5	3	1.18E-01	128.411	1	3	8.982E+02
3725.89	2	4	5.61E-01	3263.54	5	5	1.86E-02	*128.46	9	15	1.615E+03
3725.94	4	6	6.01E-01	3275.64	5	3	4.76E-01	135.820	3	5	1.523E+03
3729.03	6	8	6.86E-01	3297.62	7	5	1.30E-01	*1630.3	3	9	7.935E-01
3736.68	4	4	2.23E-01	3690.17	3	5	1.97E-02	2448.98	1	3	2.514E-01
3736.85	8	10	7.95E-01	3698.36	3	3	1.03E-01	*5933.1	3	9	1.002E-01
3744.89	6	6	1.92E-01	3702.72	5	7	1.41E-02	8241.76	1	3	3.864E-02
3758.39	8	8	1.11E-01	3717.31	5	5	9.63E-02				
3930.68	2	2	3.80E-02	3725.63	5	3	2.91E-02	<i>Phosphorus</i>			
3942.06	2	4	9.42E-02	3746.64	7	7	1.18E-01	<i>P I</i>			
3945.31	4	2	1.88E-01	3761.58	7	5	1.61E-02	1671.7	4	2	3.9E-01
3956.77	4	4	2.98E-02	4119.37	3	5	3.66E-01	1674.6	4	4	4.0E-01
3974.58	4	6	6.62E-02	4120.49	3	1	3.33E-01	1679.7	4	6	3.9E-01
3977.09	6	4	9.91E-02	4123.96	5	7	4.81E-01	1775.0	4	6	2.17E+00
3995.08	6	6	1.52E-01	4125.49	1	3	2.70E-01	1782.9	4	4	2.14E+00
4687.03	2	4	2.79E-01	4134.11	3	3	3.34E-01	1787.7	4	2	2.13E+00
4772.60	2	4	1.23E-01	4153.27	3	3	1.92E-01	2135.5	4	4	2.11E-01
4779.10	2	2	2.45E-01	4158.86	3	5	3.39E-01	2136.2	6	4	2.83E+00
4783.42	4	6	2.06E-01	4178.46	5	5	1.12E-01	2149.1	4	2	3.18E+00
4794.18	4	4	1.56E-01	4213.35	5	3	1.19E-02	2152.9	2	4	4.85E-01
4798.27	6	8	2.91E-01	4522.66	5	3	1.02E-02	2154.1	4	4	1.73E-01
4813.15	6	6	8.65E-02	4554.53	3	5	2.41E-01	2154.1	4	6	5.8E-01
5305.51	4	4	6.10E-02	5114.06	1	3	1.80E-01	2534.0	2	4	2.00E-01
5362.51	6	6	6.12E-02	5339.94	1	3	1.85E-02	2535.6	4	4	9.5E-01
6876.49	2	4	1.88E-02	5349.74	3	1	7.04E-02	2553.3	2	2	7.1E-01
6931.60	2	2	7.35E-02	5372.71	3	3	1.42E-02	2554.9	4	2	3.00E-01
7004.11	4	4	8.90E-02	5414.59	3	5	9.29E-03				
7061.30	4	2	3.48E-02	5428.38	5	3	2.68E-02	<i>P II</i>			
				5471.12	5	5	4.86E-02	1301.9	1	3	5.0E-01
<i>O V</i>				5571.81	1	3	8.33E-02	1304.5	3	1	1.5E+00
172.169	1	3	2.94E+02	5580.12	3	5	1.11E-01	1304.7	3	3	3.7E-01
*192.85	9	15	6.90E+02	5583.23	3	3	6.20E-02	1305.5	3	5	3.8E-01
*215.17	9	3	1.83E+02	*5589.9	9	15	1.49E-01	1309.9	5	3	6.2E-01
220.353	3	5	4.292E+02	5597.89	5	7	1.48E-01	1310.7	5	5	1.1E+00
248.460	3	1	5.59E+01	5604.27	5	5	3.68E-02	4475.3	5	7	1.3E+00
629.732	1	3	2.872E+01	5607.41	5	3	4.08E-03	4499.2	5	7	1.4E+00
758.677	3	5	5.547E+00	6330.05	5	7	1.21E-01	4530.8	3	5	1.0E+00
759.442	1	3	7.373E+00	6460.12	3	5	9.37E-02	4554.8	3	5	9.6E-01
760.227	3	3	5.514E+00	6466.14	5	7	1.01E-01	4588.0	5	7	1.7E+00
760.446	5	5	1.652E+01	6500.24	7	9	1.11E-01	4589.9	3	5	1.6E+00
761.128	3	1	2.197E+01	6543.77	5	5	1.64E-02	4602.1	7	9	1.9E+00
762.004	5	3	9.125E+00	6601.28	7	7	1.14E-02	4943.5	7	5	6.3E-01
774.518	3	1	3.804E+01	6764.72	1	3	4.37E-02	5253.5	3	5	1.0E+00
1371.30	3	5	3.336E+00	6789.62	3	5	5.79E-02	5425.9	5	5	6.9E-01
2729.31	3	5	4.52E-01	6817.40	3	3	3.00E-02	6024.2	3	5	5.1E-01
2731.45	1	3	5.90E-01	6828.95	5	7	7.35E-02	6043.1	5	7	6.8E-01
2743.61	3	3	4.38E-01	6878.76	5	5	1.65E-02				
2752.23	3	1	1.82E+00					<i>P III</i>			
2755.13	5	5	1.37E+00	<i>O VI</i>				1334.8	2	4	5.5E-01
2769.69	5	3	7.88E-01	*150.10	2	6	2.62E+02	1344.3	4	6	6.4E-01
								1344.8	4	4	1.1E-01

λ Å	Weights		A 10^8 s^{-1}	λ Å	Weights		A 10^8 s^{-1}	λ Å	Weights		A 10^8 s^{-1}				
	g_i	g_k			g_i	g_k			g_i	g_k					
4057.4	4	4	1.0E-01	4734.2	15	13	2.5E-02	3692.36	10	8	9.1E-01				
4059.3	6	4	9.0E-01	4879.1	15	15	1.8E-02	3700.91	8	10	3.9E-01				
4080.1	4	2	9.9E-01	4886.0	15	15	1.3E-02	3713.02	4	4	8.3E-02				
<i>Potassium</i>															
<i>K I</i>															
4044.1	2	4	1.24E-02	4912.6	17	15	5.7E-02	3788.47	4	6	1.4E-01				
4047.2	2	2	1.24E-02	5034.4	19	19	1.1E-01	3793.22	8	6	4.2E-01				
5084.2	2	2	3.50E-03	5110.8	21	19	2.78E-01	3799.31	8	8	5.5E-01				
5099.2	4	2	7.0E-03	5173.9	19	17	3.18E-01	3806.76	6	6	6.2E-02				
5323.3	2	2	6.3E-03	5219.1	15	15	9.5E-02	3818.19	6	4	5.8E-01				
5339.7	4	2	1.26E-02	5220.1	17	15	2.35E-01	3822.26	6	6	8.5E-01				
5343.0	2	4	4.0E-03	5251.7	15	13	1.1E-02	3828.48	6	6	6.2E-01				
5359.6	4	6	4.6E-03	5259.7	15	13	2.24E-01	3833.89	6	4	5.8E-01				
5782.4	2	2	1.23E-02	5292.6	13	13	9.3E-02	3856.52	8	10	5.9E-01				
5801.8	4	2	2.46E-02	5810.6	17	19	2.3E-02	3872.39	4	6	6.7E-03				
5812.2	2	4	2.8E-03	5879.3	15	15	7.6E-02	3877.34	8	6	3.7E-02				
5831.9	4	6	3.2E-03	6200.8	15	17	1.8E-02	3913.51	8	8	2.5E-03				
6911.1	2	2	2.72E-02	6278.7	13	15	2.6E-02	3922.19	4	2	6.25E-02				
6938.8	4	2	5.4E-02	6398.0	11	13	1.9E-02	3934.23	8	8	1.58E-01				
7664.9	2	4	3.87E-01	<i>Rhodium</i>											
7699.0	2	2	3.82E-01	<i>Rh I</i>											
<i>K II</i>															
607.93	1	3	1.3E-02	3083.96	8	6	4.8E-02	3958.86	6	8	5.5E-01				
<i>K III</i>															
2550.0	6	4	2.0E+00	3114.91	6	4	4.45E-02	3984.40	4	4	1.1E-01				
2635.1	4	4	1.2E+00	3121.76	6	6	1.1E-01	3995.61	4	6	4.7E-02				
2992.4	6	8	2.5E+00	3123.70	10	8	4.6E-02	4053.44	2	2	2.8E-02				
3052.1	4	6	1.7E+00	3137.71	4	6	3.3E-02	4056.34	6	4	9.5E-03				
3202.0	4	4	1.8E+00	3189.05	6	6	3.03E-01	4082.78	6	4	1.4E-01				
3289.1	4	6	2.0E+00	3197.13	6	4	4.35E-02	4097.52	2	4	7.0E-02				
3322.4	6	6	1.3E+00	3263.14	6	6	1.3E-01	4121.68	6	6	9.8E-02				
3421.8	2	4	1.5E+00	3271.61	6	4	2.0E-01	4128.87	6	8	1.73E-01				
<i>K XVI</i>															
206.27	1	3	9.4E+01	3280.55	8	8	2.36E-01	4135.27	8	8	1.0E-01				
<i>K XVII</i>															
22.020	2	4	4.7E+04	3283.57	6	8	4.4E-01	4196.50	6	8	3.9E-02				
22.163	4	6	5.6E+04	3289.14	4	4	1.0E-01	4211.14	8	10	1.62E-01				
22.18	4	4	9.3E+03	3323.09	8	10	6.3E-01	4244.44	4	4	6.5E-03				
22.60	2	2	2.5E+03	3331.09	4	2	5.40E-02	4278.60	4	6	9.2E-03				
22.76	4	2	4.7E+03	3338.54	8	6	3.5E-02	4288.71	6	8	6.1E-02				
<i>Praseodymium</i>															
<i>Pr II</i>															
3997.0	15	15	1.87E-01	3360.80	4	4	1.2E-01	4373.04	2	4	1.8E-02				
4062.8	13	15	1.00E+00	3368.38	6	4	1.1E-01	4374.80	8	10	1.64E-01				
4100.7	17	19	8.4E-01	3396.82	10	10	6.5E-01	4379.92	6	6	2.48E-02				
4143.1	15	17	5.8E-01	3399.70	6	8	1.2E-01	4492.47	6	6	4.5E-03				
4179.4	13	15	5.2E-01	3462.04	6	6	6.2E-01	4528.72	6	8	1.35E-02				
4222.9	11	13	3.91E-01	3470.66	4	4	8.5E-01	4548.73	4	6	5.5E-03				
4241.0	17	15	2.30E-01	3478.91	6	6	3.32E-01	4551.64	4	4	4.00E-02				
4359.8	15	15	1.1E-01	3484.04	6	8	9.3E-03	4565.19	4	4	1.1E-02				
4405.8	17	17	9.0E-02	3498.73	4	6	2.12E-01	4569.00	6	8	1.0E-02				
4429.3	15	15	2.28E-01	3502.52	10	10	4.3E-01	4608.12	2	2	2.1E-02				
4449.8	13	13	1.24E-01	3507.32	6	8	3.4E-01	4675.03	8	8	6.4E-03				
4468.7	11	13	1.54E-01	3528.02	8	8	8.5E-01	4721.00	6	4	3.43E-03				
4510.2	13	15	1.16E-01	3543.95	4	4	4.65E-01	4745.11	6	6	5.2E-03				
4534.2	15	17	4.9E-02	3549.54	6	6	2.22E-01	4755.58	4	4	6.0E-03				
				3570.18	4	6	1.82E-01	4842.43	6	8	1.6E-03				
				3583.10	8	10	2.6E-01	4963.71	2	2	3.0E-02				
				3596.19	6	4	5.5E-01	4977.75	4	4	9.8E-03				
				3597.15	6	8	5.9E-01	4979.18	4	6	1.0E-02				
				3612.47	4	2	8.90E-01	5090.63	6	6	5.0E-03				
				3620.46	6	4	8.5E-02	5120.69	6	8	3.1E-03				
				3654.87	8	8	6.0E-02	5130.76	4	4	4.35E-03				
				3657.99	8	6	8.8E-01	5155.54	2	4	9.8E-03				
				3666.22	6	8	8.4E-02	5184.19	6	8	1.6E-03				
				3690.70	6	4	3.23E-01	5212.73	4	2	5.95E-03				
								5292.14	10	10	3.7E-03				
								5390.44	4	6	9.5E-03				
								5424.72	4	4	5.0E-03				

λ Å	Weights		A 10 ⁸ s ⁻¹	λ Å	Weights		A 10 ⁸ s ⁻¹	λ Å	Weights		A 10 ⁸ s ⁻¹
	g_i	g_k			g_i	g_k			g_i	g_k	
5599.42	6	8	1.3E-02	3911.81	6	8	1.79E+00	4983.43	4	4	2.58E-01
5983.60	10	10	2.1E-02	3933.38	6	6	1.62E-01	4991.91	6	6	3.8E-01
<i>Rubidium</i>											
<i>Rb I</i>											
3022.5	2	4	4.13E-05	3996.60	4	6	1.65E-01	4995.00	4	6	5.9E-02
3032.0	2	4	4.93E-05	4020.39	4	4	1.63E+00	5018.41	6	4	2.09E-01
3044.2	2	4	8.2E-05	4023.22	4	4	3.0E-01	5021.52	4	4	2.30E-01
3060.2	2	4	1.05E-04	4023.68	6	6	1.65E+00	5064.31	8	10	7.3E-02
3082.0	2	4	1.49E-04	4031.38	6	6	2.9E-01	5066.38	6	6	3.6E-02
3112.6	2	4	2.5E-04	4036.86	6	4	7.9E-02	5070.17	6	8	1.16E-01
3113.1	2	2	1.3E-04	4043.80	8	8	3.11E-01	5072.71	2	4	2.0E-02
3157.5	2	4	3.38E-04	4047.80	6	4	1.54E-01	5075.82	4	6	1.15E-01
3158.3	2	2	2.0E-04	4051.83	8	6	7.7E-02	5080.22	4	4	4.1E-02
3228.0	2	4	6.4E-04	4054.54	4	2	1.67E-01	5081.56	10	10	7.6E-01
3229.2	2	2	3.8E-04	4067.00	6	8	1.91E-01	5083.72	8	8	6.2E-01
3348.7	2	4	1.37E-03	4067.63	10	8	4.1E-02	5085.55	6	6	5.7E-01
3350.8	2	2	8.9E-04	4074.96	4	6	3.7E-01	5086.94	4	4	6.6E-01
3587.1	2	4	3.97E-03	4078.56	2	4	4.3E-01	5096.72	6	4	1.69E-01
3591.6	2	2	2.9E-03	4080.57	4	4	6.6E-02	5099.27	4	6	1.50E-01
4201.8	2	4	1.8E-02	4082.39	6	4	2.73E-01	5101.12	10	8	8.8E-02
4215.5	2	2	1.5E-02	4086.66	6	8	3.7E-01	5331.79	4	4	1.11E-01
7800.3	2	4	3.70E-01	4087.47	4	6	1.12E-01	5339.43	6	6	1.06E-01
7947.6	2	2	3.40E-01	4093.12	4	4	1.23E-01	5341.07	4	2	3.8E-01
<i>Scandium</i>											
<i>Sc I</i>											
2116.7	4	4	2.0E-01	4094.86	6	6	1.44E-01	5349.34	6	4	5.9E-01
2120.4	6	6	2.0E-01	4098.36	8	8	8.7E-02	5350.28	8	8	6.8E-02
2262.3	4	4	5.8E-02	4132.98	4	6	1.19E+00	5355.79	6	4	3.0E-01
2266.6	4	2	4.8E-01	4140.27	6	8	1.17E+00	5356.10	8	6	5.7E-01
2270.9	6	4	4.6E-01	4147.38	6	6	1.74E-01	5375.37	8	6	3.4E-01
2280.8	4	6	2.8E-01	4161.85	8	8	1.77E-01	5392.06	10	8	4.2E-01
2289.6	6	6	4.1E-02	4171.53	6	4	1.36E-01	5416.16	4	6	4.4E-02
2311.29	4	6	4.1E-02	4186.42	6	8	8.4E-02	5416.41	6	6	2.0E-02
2315.69	4	4	2.5E-01	4187.61	8	6	1.28E-01	5425.55	6	8	4.5E-02
2320.32	6	6	2.4E-01	4193.53	4	6	6.1E-02	5429.42	2	4	9.0E-02
2324.75	6	4	4.1E-02	4204.52	6	8	3.5E-02	5432.98	4	4	5.4E-02
2328.19	4	6	4.6E-02	4205.20	10	8	1.12E-01	5433.25	6	4	9.7E-02
2334.67	4	2	1.7E-01	4212.32	4	6	1.58E-01	5438.28	4	6	3.4E-02
2346.03	6	4	1.3E-01	4212.48	6	6	8.6E-02	5439.04	2	2	1.74E-01
2429.19	4	4	2.8E-01	4216.08	2	4	2.36E-01	5442.62	4	2	2.15E-01
2438.63	6	6	2.1E-01	4218.23	4	4	2.26E-01	5446.20	8	8	2.8E-01
2468.40	4	2	4.9E-02	4225.54	6	8	9.5E-02	5451.37	6	6	1.50E-01
2692.78	4	2	1.61E-01	4225.69	4	6	7.6E-02	5455.24	4	4	6.6E-02
2699.02	4	6	2.4E-02	4231.64	4	4	1.31E-01	5464.95	4	2	3.2E-02
2706.74	4	4	3.1E-01	4233.59	6	6	4.0E-01	5468.40	6	4	9.7E-02
2707.93	6	4	1.49E-01	4238.05	8	8	7.1E-01	5472.19	8	6	9.7E-02
2711.34	6	6	3.2E-01	4239.55	6	4	2.27E-01	5482.01	8	8	5.2E-01
2965.88	4	6	7.5E-02	4246.14	8	6	1.15E-01	5484.63	6	6	5.2E-01
2974.01	4	4	5.5E-01	4542.55	6	4	1.28E-01	5514.23	6	8	4.1E-01
2980.76	6	6	5.4E-01	4544.67	8	6	1.33E-01	5520.52	8	10	4.3E-01
2988.97	6	4	6.9E-02	4706.94	4	6	2.81E-01	5526.10	4	4	7.1E-02
3015.37	4	6	7.8E-01	4709.31	6	8	4.0E-01	5541.07	6	6	5.5E-02
3019.35	6	8	8.7E-01	4711.72	2	4	1.81E-01	5631.04	2	4	3.0E-02
3030.76	6	6	1.00E-01	4714.30	4	4	2.14E-01	5671.83	10	12	5.4E-01
3255.68	4	4	3.2E-01	4719.31	6	6	1.04E-01	5686.86	8	10	4.9E-01
3269.90	4	2	3.13E+00	4728.77	8	8	1.16E-01	5700.19	6	8	4.6E-01
3273.63	6	4	2.81E+00	4729.20	4	4	2.20E-01	5708.64	10	10	4.7E-02
3907.48	4	6	1.66E+00	4729.24	6	6	1.93E-01	5711.79	4	6	4.5E-01
				4734.11	4	2	1.10E+00	5717.31	8	8	7.5E-02
				4737.65	6	4	8.8E-01	5724.13	6	6	7.4E-02
				4741.02	8	6	9.1E-01	5988.43	6	6	6.6E-02
				4743.82	10	8	9.8E-01	6026.16	4	4	7.2E-02
				4973.67	4	2	8.4E-01	6146.20	6	8	4.2E-02
				4980.36	6	4	5.6E-01	6198.43	4	6	3.5E-02

λ	Weights		A	λ	Weights		A	λ	Weights		A
	\AA	g_i			g_k	10^8 s^{-1}			\AA	g_i	
6249.96	6	8	3.2E-02	3590.47	7	5	2.9E-01	7680.3	3	5	4.6E-02
6262.22	4	6	8.4E-02	3613.83	7	9	1.48E+00	7918.4	3	5	5.2E-02
6280.16	2	4	4.0E-02	3630.74	5	7	1.20E+00	7932.3	5	7	5.1E-02
6284.16	6	6	3.9E-02	3642.78	3	5	1.13E+00	7944.0	7	9	5.8E-02
6284.73	4	4	7.1E-02	3645.31	7	7	2.74E-01	7970.3	5	5	7.1E-03
6293.02	2	2	1.04E-01	3651.80	5	5	3.0E-01				
7741.16	10	10	3.8E-02	3859.59	7	5	1.1E+00	<i>Si II</i>			
7800.42	8	8	5.1E-02	4246.82	5	5	1.29E+00	989.87	2	4	6.7E+00
				4314.08	9	7	4.1E-01	992.68	4	6	8.0E+00
<i>Sc II</i>				4320.75	7	5	4.0E-01	1020.7	2	2	1.3E+00
1880.6	5	3	5.0E+00	4325.00	5	3	4.3E-01	1190.4	2	4	6.9E+00
2064.3	7	5	2.2E+00	4374.46	9	9	1.48E-01	1193.3	2	2	2.8E+01
2068.0	5	3	2.0E+00	4400.39	7	7	1.43E-01	1194.5	4	4	3.6E+01
2273.1	1	3	7.7E+00	4415.54	5	5	1.47E-01	1197.4	4	2	1.4E+01
2545.20	5	5	4.0E-01	4670.41	5	7	1.16E-01	1248.4	4	4	1.3E+01
2552.35	7	5	2.21E+00	5031.01	5	3	3.5E-01	1251.2	6	4	1.9E+01
2555.79	3	3	6.9E-01	5239.81	1	3	1.39E-01	1260.4	2	4	2.0E+01
2560.23	5	3	2.01E+00	5526.79	9	7	3.3E-01	1264.7	4	6	2.3E+01
2563.19	3	1	2.70E+00	5657.91	5	5	1.04E-01	1304.4	2	2	3.6E+00
2611.19	5	5	2.2E+00	5669.06	3	1	1.31E-01	1309.3	4	2	7.0E+00
2667.70	3	5	1.5E+00					1526.7	2	2	3.73E+00
2746.36	3	1	3.9E+00	<i>Silicon</i>				1533.5	4	2	7.4E+00
2782.31	5	5	1.3E+00	<i>Si I</i>				1808.0	2	4	3.7E-02
2789.15	7	7	1.3E+00	1977.6	1	3	1.8E-01	2904.3	4	6	6.7E-01
2801.31	9	9	1.3E+00	1979.2	3	1	5.1E-01	2905.7	6	8	7.1E-01
2819.49	3	5	2.3E+00	1980.6	3	3	1.3E-01	3210.0	4	6	4.6E-01
2822.12	5	7	2.5E+00	1983.2	3	5	1.4E-01	4128.1	4	6	1.32E+00
2826.64	7	9	2.8E+00	1986.4	5	3	2.1E-01	4130.9	6	8	1.42E+00
2870.85	5	3	1.1E+00	1989.0	5	5	4.1E-01	5041.0	2	4	9.8E-01
2912.98	5	3	1.1E+00	2208.0	1	3	3.11E-01	5056.0	4	6	1.2E+00
2979.68	3	5	1.2E+00	2210.9	3	5	4.16E-01	5957.6	2	2	4.2E-01
2988.92	5	7	2.9E+00	2211.7	3	3	2.32E-01	5978.9	4	2	8.1E-01
3039.92	7	9	3.5E+00	2216.7	5	7	5.5E-01	6347.1	2	4	7.0E-01
3045.73	5	7	3.68E+00	2218.1	5	5	1.38E-01	6371.4	2	2	6.9E-01
3052.92	7	9	3.92E+00	2506.9	3	5	4.66E-01	7848.8	4	6	3.9E-01
3060.54	7	7	3.0E-01	2514.3	1	3	6.1E-01	7849.7	6	8	4.2E-01
3065.12	9	11	4.00E+00	2516.1	5	5	1.21E+00				
3075.36	9	9	2.5E-01	2519.2	3	3	4.56E-01	<i>Si III</i>			
3128.27	3	3	1.9E+00	2524.1	3	1	1.81E+00	883.40	5	7	6.3E+01
3133.07	5	5	1.8E+00	2528.5	5	3	7.7E-01	994.79	3	3	7.89E+00
3139.72	7	7	2.1E+00	2532.4	1	3	2.6E-01	997.39	5	3	1.31E+01
3190.98	3	3	1.1E+00	2631.3	1	3	9.7E-01	1141.6	3	5	3.0E+01
3199.33	5	3	1.9E+00	2881.6	5	3	1.89E+00	1144.3	5	7	3.9E+01
3312.72	5	7	1.2E+00	3905.5	1	3	1.18E-01	1161.6	5	5	1.6E+01
3320.40	5	3	1.2E+00	4738.8	3	3	1.0E-02	1206.5	1	3	2.59E+01
3343.23	9	7	1.1E+00	4783.0	5	3	1.7E-02	1206.5	3	5	4.89E+01
3353.72	5	7	1.51E+00	4792.3	5	5	1.7E-02	1207.5	5	5	1.9E+01
3359.67	5	5	2.16E-01	4818.1	5	7	1.1E-02	1294.5	3	5	5.42E+00
3361.26	3	3	3.4E-01	4821.2	3	5	8.0E-03	1296.7	1	3	7.19E+00
3361.93	3	1	1.17E+00	4947.6	3	1	4.2E-02	1298.9	3	3	5.36E+00
3368.94	5	3	8.3E-01	5006.1	3	5	2.8E-02	1299.0	5	5	1.61E+01
3372.15	7	5	9.9E-01	5622.2	3	3	1.6E-02	1301.2	3	1	2.13E+01
3379.16	3	3	2.5E+00	5690.4	3	3	1.2E-02	1303.3	5	3	8.85E+00
3535.71	5	3	6.1E-01	5708.4	5	5	1.4E-02	1328.8	1	3	2.7E+01
3558.53	5	7	3.0E-01	5754.2	5	3	1.5E-02	1417.2	3	1	2.60E+01
3567.70	3	5	3.5E-01	5772.1	3	1	3.6E-02	1435.8	5	7	2.1E+01
3572.53	7	7	1.38E+00	5948.5	3	5	2.2E-02	1589.0	5	3	1.1E+01
3576.34	5	5	1.06E+00	7226.2	3	5	7.9E-03	1778.7	7	9	4.4E+00
3580.93	3	3	1.23E+00	7405.8	3	5	3.7E-02	1783.1	5	7	3.8E+00
3589.63	5	3	4.6E-01	7409.1	5	7	2.3E-02	3241.6	5	3	2.3E+00
								*3486.9	15	21	1.8E+00

λ Å	Weights		A 10^8 s^{-1}	λ Å	Weights		A 10^8 s^{-1}	λ Å	Weights		A 10^8 s^{-1}
	g_i	g_k			g_i	g_k			g_i	g_k	
3590.5	3	5	3.9E+00	225.03	3	3	1.2E+02	4393.3	4	4	1.6E-03
4552.6	3	5	1.26E+00	227.01	5	3	2.0E+02	4393.3	4	6	9.2E-03
4554.0	5	3	7.6E-01	227.30	5	3	2.3E+02	4494.2	2	4	1.2E-02
4567.8	3	3	1.25E+00	258.10	5	5	1.04E+02	4497.7	4	6	1.4E-02
4683.0	5	5	9.5E-01	*294.37	9	9	5.9E+01	4497.7	4	4	2.4E-03
4716.7	5	7	2.8E+00	*347.36	9	15	2.2E+01	4664.8	2	4	2.33E-02
5451.5	3	5	6.0E-01	<i>Si X</i>				4668.6	4	4	4.1E-03
5473.1	5	7	7.9E-01	253.77	2	4	2.9E+01	4668.6	4	6	2.5E-02
5716.3	9	7	1.9E-01	256.57	2	2	1.1E+02	4747.9	2	2	6.3E-03
5739.7	1	3	4.7E-01	258.35	4	4	1.4E+02	4751.8	4	2	1.27E-02
7462.6	5	3	4.9E-01	261.05	4	2	5.4E+01	4978.5	2	4	4.1E-02
7466.3	7	5	5.4E-01	272.00	2	2	3.0E+01	4982.8	4	4	8.2E-03
7612.4	3	5	1.1E+00	277.26	4	2	5.7E+01	4982.8	4	6	4.89E-02
<i>Si IV</i>				287.08	2	4	2.6E+01	5148.8	2	2	1.17E-02
457.82	2	4	3.6E+00	289.19	4	4	5.0E+01	5153.4	4	2	2.33E-02
458.16	2	2	3.6E+00	292.22	6	4	7.3E+01	5682.6	2	4	1.03E-01
515.12	2	2	4.1E+00	*347.73	10	10	4.3E+01	5688.2	4	6	1.2E-01
516.35	4	2	8.2E+00	*353.09	6	10	2.1E+01	5688.2	4	4	2.1E-02
*560.50	6	10	1.0E+00	<i>Si XI</i>				5890.0	2	4	6.11E-01
*749.94	10	14	1.45E+01	43.763	1	3	6.11E+03	5895.9	2	2	6.10E-01
815.05	2	2	1.23E+01	*49.116	9	3	2.45E+03	6154.2	2	2	2.6E-02
818.13	4	2	2.44E+01	49.222	3	5	8.9E+03	6160.8	4	2	5.2E-02
*860.74	10	6	1.8E+00	52.296	3	1	7.6E+02	8183.3	2	4	4.53E-01
*1066.6	10	14	3.91E+01	303.30	1	3	6.42E+01	8194.8	4	6	5.4E-01
1122.5	2	4	2.05E+01	358.29	3	1	1.03E+02	8194.8	4	4	9.0E-02
1128.3	4	4	4.03E+00	358.63	3	5	1.38E+01	11381	2	2	8.9E-02
1128.3	4	6	2.42E+01	361.41	1	3	1.80E+01	11404	4	2	1.76E-01
1393.8	2	4	7.73E+00	364.50	3	3	1.32E+01	<i>Na II</i>			
1402.8	2	2	7.58E+00	365.42	5	5	3.90E+01	300.15	1	3	3.0E+01
*1724.1	10	6	5.5E+00	368.28	3	1	5.1E+01	301.44	1	3	4.9E+01
<i>Si V</i>				371.48	5	3	2.07E+01	372.08	1	3	3.4E+01
96.439	1	3	4.8E+02	604.14	3	5	1.12E+01	<i>Na III</i>			
97.143	1	3	2.0E+03	2300.8	1	3	4.34E-01	378.14	4	2	7.7E+01
117.86	1	3	3.0E+02	<i>Si XII</i>				380.10	2	2	3.7E+01
<i>Si VI</i>				*40.924	2	6	4.42E+03	1991.0	4	6	8.3E+00
246.00	4	2	1.7E+02	*44.118	6	10	1.4E+04	2004.2	2	4	4.6E+00
249.12	2	2	8.5E+01	499.43	2	4	9.56E+00	2011.9	6	8	8.4E+00
<i>Si VII</i>				520.72	2	2	8.47E+00	2151.5	2	4	4.4E+00
217.83	5	3	4.3E+02	1862	2	4	1.15E+00	2174.5	4	6	5.3E+00
272.64	5	3	5.1E+01	1949	2	2	1.0E+00	2230.3	6	8	3.7E+00
274.18	3	1	1.2E+02	4620	2	4	4.6E-02	2232.2	4	4	3.3E+00
275.35	5	5	8.9E+01	4942	4	6	4.5E-02	2246.7	4	6	2.4E+00
275.67	3	3	3.0E+01	<i>Silver</i>				2459.3	4	6	3.0E+00
276.84	1	3	3.9E+01	<i>Ag I</i>				2468.9	2	4	2.4E+00
278.45	3	5	2.9E+01	2061.2	2	4	3.1E-02	2497.0	6	6	1.7E+00
<i>Si VIII</i>				2069.9	2	2	1.5E-02	<i>Na V</i>			
214.76	4	2	4.1E+02	3280.7	2	4	1.4E+00	*307.89	10	6	2.0E+02
216.92	6	4	3.6E+02	3382.9	2	2	1.3E+00	*333.46	6	6	5.6E+01
232.86	2	2	8.0E+01	5209.1	2	4	7.5E-01	*369.01	10	6	1.2E+02
235.56	4	4	9.7E+01	5465.5	4	6	8.6E-01	*400.72	10	10	5.0E+01
250.45	2	2	7.7E+01	5471.6	4	4	1.4E-01	*445.14	6	10	7.1E+00
250.79	4	2	1.6E+02	<i>Sodium</i>				459.90	4	2	2.3E+01
314.31	4	2	5.2E+01	<i>Na I</i>				461.05	4	4	2.3E+01
316.20	4	4	5.0E+01	3302.4	2	4	2.81E-02	463.26	4	6	2.2E+01
319.83	4	6	4.9E+01	3303.0	2	2	2.81E-02	510.10	2	2	5.6E+01
<i>Si IX</i>				4390.0	2	4	7.7E-03	511.19	4	4	6.8E+01
223.73	1	3	4.2E+01					<i>Na VI</i>			
								313.75	5	3	1.3E+02

λ Å	Weights		A 10^8 s^{-1}	λ Å	Weights		A 10^8 s^{-1}	λ Å	Weights		A 10^8 s^{-1}
	g_i	g_k			g_i	g_k			g_i	g_k	
361.25	5	5	7.7E+01	2428.1	1	3	1.7E-01	1820.3	3	3	2.2E+00
*416.53	9	9	3.7E+01	2569.5	1	3	5.3E-02	1826.2	1	3	7.2E-01
*492.80	9	15	1.3E+01	2931.8	1	3	1.9E-02	4694.1	5	7	6.7E-03
1550.6	5	5	4.35E+00	4607.3	1	3	2.01E+00	4695.4	5	5	6.7E-03
1567.8	5	3	2.68E+00	<i>Sr II</i>				4696.2	5	3	6.5E-03
1608.5	3	1	2.6E+00	2018.7	2	2	1.2E-01	6403.6	3	5	5.7E-03
1649.4	5	5	2.05E+00	2051.9	4	2	2.4E-01	6408.1	5	5	9.5E-03
1741.5	3	5	2.59E+00	2282.0	2	4	8.3E-01	6415.5	7	5	1.3E-02
1747.5	5	7	3.1E+00	2322.4	4	6	9.1E-01	*6751.2	15	25	7.9E-02
<i>Na VII</i>				2324.5	4	4	1.5E-01	7679.6	3	5	1.2E-02
*94.409	6	10	2.7E+03	2423.5	2	2	2.4E-01	7686.1	5	5	2.0E-02
*105.27	6	2	4.5E+02	2471.6	4	2	4.8E-01	7696.7	7	5	2.8E-02
353.29	4	4	1.0E+02	3464.5	4	6	3.1E+00	<i>S II</i>			
381.30	4	2	4.0E+01	3474.9	4	4	5.1E-01	1124.4	2	4	1.0E+00
397.49	4	4	3.5E+01	4077.7	2	4	1.42E+00	1125.0	4	4	4.6E+00
399.18	6	4	5.2E+01	4161.8	2	2	6.5E-01	1131.0	2	2	3.5E+00
*483.28	10	10	2.9E+01	4215.5	2	2	1.27E+00	1131.6	4	2	1.4E+00
486.74	2	4	1.1E+01	4305.5	4	2	1.4E+00	1250.5	4	2	4.6E-01
491.95	4	6	1.3E+01	4414.8	4	6	1.1E-01	1253.8	4	4	4.2E-01
555.80	4	4	2.3E+01	4417.5	4	4	1.8E-02	1259.5	4	6	3.4E-01
777.83	4	6	6.8E+00	4585.9	4	2	7.0E-02	4463.6	8	6	5.3E-01
<i>Na VIII</i>				5303.1	2	4	1.9E-01	4483.4	6	4	3.1E-01
*83.34	9	15	3.94E+03	5379.1	4	6	2.2E-01	4486.7	4	2	6.6E-01
*89.88	9	3	8.09E+02	5385.5	4	4	3.7E-02	4524.7	4	4	9.3E-02
90.536	3	5	2.86E+03	5723.7	2	2	7.1E-02	4525.0	6	4	1.2E+00
411.15	1	3	4.42E+01	5819.0	4	2	1.4E-01	4552.4	4	2	1.2E+00
1239.4	3	3	3.02E+00	8688.9	4	6	5.5E-01	4656.7	2	4	9.0E-02
1802.7	3	1	2.70E+00	8719.6	4	4	9.7E-02	4716.2	4	4	2.9E-01
1867.7	3	5	2.01E+00	<i>Sulfur</i>				4815.5	6	4	8.8E-01
2059.1	3	5	1.80E+00	<i>SI</i>				4885.6	2	4	1.7E-01
2558.2	5	3	2.26E-02	1295.7	5	5	4.9E+00	4917.2	2	2	6.6E-01
2772.0	3	5	4.19E-01	1296.2	5	3	2.7E+00	4924.1	4	6	2.2E-01
3021.0	5	7	4.90E-01	1302.3	3	5	1.8E+00	4925.3	2	4	2.4E-01
3108.9	1	3	2.58E-01	1302.9	3	3	1.6E+00	4942.5	2	2	1.5E-01
3182.3	1	3	2.92E-01	1302.9	3	3	1.6E+00	4991.9	4	4	1.5E-01
<i>Na IX</i>				1303.1	3	1	6.6E+00	5009.5	4	2	7.0E-01
70.615	2	4	1.35E+03	1303.4	5	3	1.9E+00	5014.0	4	4	8.4E-01
70.653	2	2	1.35E+03	1305.9	1	3	2.4E+00	5027.2	4	2	2.6E-01
77.764	2	4	3.6E+03	1401.5	5	3	9.1E-01	5032.4	6	6	8.1E-01
77.911	4	6	4.3E+03	1409.3	3	3	5.0E-01	5047.3	4	2	3.6E-01
681.72	2	4	6.63E+00	1412.9	1	3	1.6E-01	5103.3	6	4	5.0E-01
694.17	2	2	6.30E+00	1425.0	5	7	4.5E+00	5142.3	2	2	1.9E-01
2487.7	2	4	8.32E-01	1425.2	5	5	1.2E+00	5201.0	4	4	7.5E-01
2535.8	2	2	7.89E-01	1433.3	3	5	3.3E+00	5201.3	6	4	6.5E-02
6841.8	2	4	2.59E-02	1433.3	3	3	1.9E+00	5212.6	4	6	9.8E-02
7103.4	4	6	2.78E-02	1437.0	1	3	2.4E+00	5212.6	6	6	8.5E-01
<i>Strontium</i>				1448.2	5	3	7.3E+00	5320.7	6	8	9.2E-01
<i>Sr I</i>				1473.0	5	7	4.2E-01	5345.7	4	6	8.8E-01
2206.2	1	3	6.6E-03	1474.0	5	7	1.6E+00	5345.7	6	6	1.1E-01
2211.3	1	3	8.5E-03	1474.4	5	5	5.0E-01	5428.6	2	4	4.2E-01
2217.8	1	3	1.2E-02	1474.6	5	3	6.2E-02	5432.8	4	6	6.8E-01
2226.3	1	3	1.6E-02	1481.7	3	5	1.7E-01	5453.8	6	8	8.5E-01
2237.7	1	3	2.3E-02	1483.0	3	5	1.2E+00	5473.6	2	2	7.3E-01
2253.3	1	3	3.7E-02	1483.2	3	3	7.5E-01	5509.7	4	4	4.0E-01
2275.3	1	3	6.7E-02	1487.2	1	3	8.7E-01	5526.2	8	8	8.1E-02
2307.3	1	3	1.2E-01	1666.7	5	5	6.3E+00	5536.8	4	6	6.6E-02
2354.3	1	3	1.8E-01	1687.5	1	3	9.4E-01	5556.0	4	2	1.1E-01
				1782.3	1	3	1.9E+00	5564.9	6	6	1.7E-01
				1807.3	5	3	3.8E+00	5578.8	6	6	1.1E-01

λ Å	Weights		A 10^8 s^{-1}	λ Å	Weights		A 10^8 s^{-1}	λ Å	Weights		A 10^8 s^{-1}
	g_i	g_k			g_i	g_k			g_i	g_k	
5606.1	10	8	5.4E-01	706.48	2	4	4.17E+01	3260.2	4	4	5.8E-03
5616.6	4	4	1.2E-01	712.68	4	6	4.85E+01	3337.8	6	6	1.3E-02
5640.0	4	6	6.6E-01	712.84	4	4	8.1E+00	3383.9	6	4	5.3E-03
5645.6	6	4	1.8E-02	933.38	2	4	1.7E+01	3406.9	4	6	6.8E-02
5647.0	2	4	5.7E-01	944.52	2	2	1.6E+01	3419.7	8	8	1.91E-02
5659.9	6	4	4.6E-01	<i>S VII</i>				3463.8	4	6	2.62E-02
5664.7	4	2	5.8E-01	60.161	1	3	9.46E+03	3484.6	4	4	8.5E-03
5819.2	4	4	8.5E-02	60.804	1	3	5.1E+02	3488.8	6	4	7.3E-03
6305.5	8	6	1.8E-01	72.029	1	3	8.61E+02	3497.9	6	8	4.9E-02
6312.7	6	4	3.0E-01	<i>S VIII</i>				3505.0	8	6	2.72E-02
<i>S III</i>				198.55	4	2	2.5E+02	3553.4	4	6	3.3E-03
2496.2	7	5	2.5E+00	202.61	2	2	1.2E+02	3607.4	6	8	4.6E-02
2508.2	5	3	2.3E+00	<i>S XI</i>				3625.2	10	8	1.0E-02
2636.9	3	5	4.5E-01	*189.90	9	3	4.3E+02	3626.6	8	10	7.1E-02
2665.4	5	5	1.4E+00	190.37	5	3	2.8E+02	3642.1	10	12	5.5E-02
2680.5	1	3	6.2E-01	215.95	5	5	1.4E+02	3657.5	6	6	4.3E-03
2691.8	3	3	4.6E-01	217.63	1	3	7.2E+01	3731.0	4	6	5.3E-03
2702.8	3	1	1.9E+00	239.81	1	3	2.6E+01	3754.5	8	8	6.5E-03
2718.9	3	3	1.2E+00	242.57	3	5	1.9E+01	3784.3	4	6	4.3E-02
2721.4	5	3	7.7E-01	242.82	3	3	1.9E+01	3792.1	4	4	9.0E-03
2726.8	3	5	6.0E-01	246.90	5	5	5.4E+01	3826.9	6	6	5.2E-03
2731.1	5	5	1.1E+00	247.12	5	3	3.0E+01	3836.6	8	10	4.0E-03
2756.9	7	7	1.4E+00	*288.49	9	15	2.9E+01	3848.1	10	8	1.30E-02
2785.5	3	3	6.1E-01	<i>S XII</i>				3858.6	10	10	2.5E-03
2856.0	5	7	5.1E+00	212.14	2	4	3.7E+01	3918.5	4	2	2.5E-02
2863.5	7	9	5.7E+00	215.18	2	2	1.4E+02	3922.8	4	4	3.98E-02
2872.0	3	5	4.7E+00	218.20	4	4	1.7E+02	3996.2	2	4	3.35E-02
2950.2	3	5	3.0E+00	221.44	4	2	6.4E+01	3999.3	4	4	1.8E-02
2964.8	5	7	4.0E+00	227.50	2	2	3.7E+01	4003.7	10	8	3.1E-03
3662.0	3	3	6.4E-01	234.48	4	2	6.8E+01	4006.8	6	8	7.6E-03
3717.8	5	3	1.0E+00	<i>S XIII</i>				4026.9	4	4	3.60E-02
3778.9	3	5	4.4E-01	32.236	1	3	1.09E+04	4029.9	10	10	2.8E-02
3831.8	1	3	5.6E-01	37.600	3	1	1.3E+03	4030.7	8	10	2.3E-03
3837.8	3	3	4.2E-01	256.66	1	3	8.7E+01	4040.9	10	12	7.3E-03
3838.3	5	5	1.3E+00	299.89	3	5	1.78E+01	4061.4	2	4	6.5E-02
3860.6	3	1	1.6E+00	303.37	1	3	2.28E+01	4064.6	4	4	3.83E-02
3899.1	5	3	6.7E-01	307.36	3	3	1.64E+01	4067.2	6	4	6.8E-03
4253.6	5	7	1.2E+00	308.91	5	5	4.82E+01	4067.9	6	8	8.4E-03
4285.0	3	5	9.0E-01	312.68	3	1	6.3E+01	4097.2	10	10	2.1E-03
<i>S IV</i>				316.84	5	3	2.50E+01	4105.0	6	4	1.1E-02
551.17	2	2	2.06E+01	500.42	3	5	1.43E+01	4136.2	8	6	1.82E-02
554.07	4	2	4.08E+01	<i>S XIV</i>				4147.9	10	8	1.79E-02
3097.5	2	4	2.6E+00	*30.434	2	6	8.28E+03	4175.2	6	8	2.8E-02
3117.7	2	2	2.5E+00	*32.517	6	10	2.6E+04	4205.9	8	10	8.9E-03
<i>S V</i>				417.67	2	4	1.2E+01	4303.0	6	6	2.08E-02
437.37	1	3	1.12E+01	445.71	2	2	1.0E+01	4378.8	8	6	4.8E-03
438.19	3	3	3.33E+01	1550	2	4	1.4E+00	4386.1	4	6	1.0E-02
439.65	5	3	5.5E+01	1663	2	2	1.2E+00	4402.5	6	6	2.28E-02
*661.52	9	15	6.44E+01	3967	2	4	5.4E-02	4415.7	2	4	2.53E-02
*679.01	9	15	8.6E+01	4153	4	6	5.7E-02	4441.0	4	6	7.5E-03
*690.75	9	9	5.0E+01	<i>Tantalum</i>				4441.7	10	8	9.0E-03
786.48	1	3	5.25E+01	<i>Ta I</i>				4473.5	6	8	1.36E-02
*854.85	9	9	4.18E+01	3127.9	4	6	5.7E-03	4511.0	10	12	1.56E-02
<i>S VI</i>				3168.3	4	4	6.0E-03	4511.5	10	8	3.6E-03
248.99	2	4	3.1E+01	3170.3	8	10	8.5E-02	4514.2	10	10	3.1E-03
249.27	2	2	3.1E+01	3205.5	6	8	5.6E-03	4521.1	10	10	2.3E-03
388.94	2	2	4.5E+01					4530.9	4	6	2.42E-02
390.86	4	2	8.8E+01					4547.2	4	6	5.3E-03
								4553.7	6	8	9.5E-03
								4565.9	8	8	2.5E-02

λ Å	Weights		A 10^8 s^{-1}	λ Å	Weights		A 10^8 s^{-1}	λ Å	Weights		A 10^8 s^{-1}
	g_i	g_k			g_i	g_k			g_i	g_k	
4574.3	4	4	1.2E-02	5944.0	4	6	2.13E-02	2601.1	8	6	1.7E-01
4580.7	8	10	2.1E-03	5997.2	10	10	2.4E-02	2622.5	8	10	6.1E-02
4619.5	6	4	5.3E-02	6020.7	2	4	1.0E-02	2841.1	6	6	2.0E-01
4633.1	4	4	1.2E-02	6045.4	6	8	2.6E-02	2854.2	8	6	2.7E-01
4669.1	6	4	2.85E-02	6047.3	8	10	9.0E-03	2914.8	8	8	7.7E-02
4681.9	6	6	1.5E-02	6249.8	6	6	3.5E-03	2933.0	8	6	1.0E-01
4684.9	10	8	2.8E-03	6258.7	6	8	3.3E-03	2973.2	8	8	2.3E-01
4685.3	6	8	3.4E-03	6309.6	4	6	1.83E-02	3046.9	8	8	1.8E-01
4691.9	2	4	4.08E-02	6360.8	6	8	4.6E-03	3081.1	8	8	1.9E-01
4706.1	6	6	1.4E-02	6428.6	6	6	6.0E-03	3122.5	6	6	5.2E-01
4740.2	4	4	5.0E-02	6430.8	8	8	2.9E-02	3142.4	6	6	8.8E-02
4758.0	4	6	7.5E-03	6450.4	8	10	2.2E-02	3172.7	8	8	1.8E-01
4769.0	8	8	2.8E-02	6485.4	10	10	5.8E-02	3233.7	8	10	5.1E-02
4780.9	10	8	2.16E-02	6514.4	6	4	2.2E-02	3247.0	6	8	3.0E-01
4812.8	4	4	1.2E-02	6516.1	6	8	1.25E-02	3251.8	6	4	5.2E-01
4825.4	6	6	2.63E-02	6612.0	6	4	1.9E-02	3380.7	6	8	2.0E-01
4832.2	4	4	1.7E-02	6673.7	2	4	9.0E-03	3406.0	6	8	1.5E-01
4852.2	4	4	1.7E-02	6771.7	4	4	5.8E-03	3410.1	8	10	1.0E-01
4884.0	6	8	1.1E-02	6866.2	8	6	2.58E-02	3416.6	8	8	5.7E-02
4904.6	12	10	1.95E-02	6927.4	10	12	1.01E-02	3418.6	6	6	1.1E-01
4920.9	8	10	2.1E-03	6928.5	10	8	1.69E-02	3563.9	8	6	9.8E-02
4921.3	2	4	1.2E-02	6951.3	10	10	3.7E-03	3567.4	8	10	4.2E-02
4926.0	4	4	1.5E-02	6953.9	6	8	8.3E-03	3744.1	8	8	9.5E-01
4936.4	8	6	4.5E-02	6966.1	8	8	1.2E-02	3751.8	8	10	1.9E-01
4969.7	4	4	1.0E-02	6969.5	10	10	2.9E-03	3798.5	6	4	1.2E+00
5012.5	4	4	1.9E-02	7407.9	6	4	2.0E-02	3807.7	6	6	3.9E-01
5037.4	10	8	4.4E-02					3883.1	8	6	1.0E+00
5043.3	6	4	2.73E-02	<i>Thallium</i>				3887.4	8	8	3.8E-01
5067.9	8	6	2.92E-02	<i>Tl I</i>				3916.5	6	8	1.5E+00
5069.9	10	12	1.7E-03	2104.6	2	4	4.0E-02	3949.3	6	6	1.0E+00
5082.3	10	12	1.9E-03	2118.9	2	2	2.0E-02	4022.6	6	8	4.0E-02
5087.4	6	4	1.5E-02	2129.3	2	4	5.8E-02	4044.5	6	4	2.9E-01
5090.7	8	6	9.5E-03	2151.9	2	2	3.1E-02	4094.2	8	6	9.0E-01
5095.3	6	6	5.0E-03	2168.6	2	4	9.8E-02	4105.8	8	10	6.0E-01
5136.5	2	2	4.5E-02	2237.8	2	4	1.9E-01	4138.3	6	4	7.0E-01
5141.6	4	2	1.2E-02	2316.0	2	2	7.8E-02	4158.6	6	8	5.5E-02
5143.7	6	4	1.7E-02	2379.7	2	4	4.4E-01	4187.6	8	8	6.1E-01
5147.6	6	4	9.0E-03	2507.9	4	2	1.1E-02	4203.7	8	10	2.5E-01
5161.8	4	6	6.3E-03	2538.2	4	2	1.6E-02	4222.7	6	8	1.5E-01
5218.7	8	6	8.2E-03	2580.1	2	2	1.8E-01	4271.7	6	6	1.1E-01
5235.4	6	6	4.7E-03	2609.0	4	6	1.0E-01	4359.9	8	6	1.3E-01
5295.0	6	6	7.5E-03	2609.8	4	4	1.9E-02	4386.4	8	8	4.2E-02
5336.1	6	8	5.5E-03	2665.6	4	2	5.7E-02	4394.4	6	4	1.1E-01
5349.6	6	4	2.2E-02	2709.2	4	6	1.7E-01	4643.1	6	6	3.4E-02
5354.7	4	4	6.5E-03	2710.7	4	4	3.7E-02	4681.9	6	8	3.9E-02
5396.0	6	8	2.5E-03	2767.9	2	4	1.26E+00	4691.1	6	6	3.9E-02
5402.5	4	2	1.4E-02	2826.2	4	2	8.0E-02	5307.1	8	10	2.3E-02
5435.3	4	6	1.1E-02	2918.3	4	6	4.2E-01	5658.3	6	8	1.0E-02
5499.4	10	10	6.1E-03	2921.5	4	4	7.6E-02	5675.8	8	10	1.3E-02
5518.9	8	10	3.8E-02	3229.8	4	2	1.73E-01	5760.2	6	6	1.3E-02
5620.7	8	10	6.0E-03	3519.2	4	6	1.24E+00				
5640.2	6	8	4.9E-03	3529.4	4	4	2.20E-01	<i>Tin</i>			
5645.9	6	8	1.43E-02	3775.7	2	2	6.25E-01	<i>Su I</i>			
5699.2	6	6	4.2E-03	5350.5	4	2	7.05E-01	2073.1	1	3	3.6E-02
5767.9	6	8	2.6E-03					2199.3	3	5	2.9E-01
5780.7	4	6	3.3E-03	<i>Thulium</i>				2209.7	5	5	5.6E-01
5811.1	8	6	5.7E-03	<i>Tm I</i>				2246.1	1	3	1.6E+00
5849.7	10	8	2.8E-03	2513.8	8	10	6.9E-02	2268.9	5	7	1.2E+00
5877.4	10	12	2.3E-02	2527.0	8	8	1.7E-01	2286.7	5	5	3.1E-01
5939.8	2	4	1.6E-02	2596.5	8	10	1.6E-01	2317.2	5	7	2.0E+00

λ Å	Weights		A 10 ⁸ s ⁻¹	λ Å	Weights		A 10 ⁸ s ⁻¹	λ Å	Weights		A 10 ⁸ s ⁻¹			
	g_i	g_k			g_i	g_k			g_i	g_k				
2334.8	3	3	6.6E-01	5596.2	4	4	1.5E-01	4055.01	1	3	2.8E-01			
2354.8	3	5	1.7E+00	5797.2	6	6	2.8E-01	4060.26	3	5	2.4E-01			
2380.7	3	5	3.1E-02	5799.2	6	8	8.1E-01	4064.20	3	3	2.4E-01			
2408.2	5	3	1.8E-01	6453.5	2	4	1.2E+00	4065.09	3	1	7.0E-01			
2421.7	5	7	2.5E+00	6761.5	2	2	3.2E-01	4186.12	9	9	2.10E-01			
2429.5	5	7	1.5E+00	6844.1	2	2	6.6E-01	4266.23	5	5	3.1E-01			
2433.5	5	3	8.0E-03	<i>Titanium</i>							4284.99	5	5	3.2E-01
2455.2	5	5	1.1E-02	<i>Ti I</i>							4289.07	5	5	3.0E-01
2476.4	5	3	1.1E-02	2276.75	7	5	1.3E+00	4290.93	3	3	4.5E-01			
2483.4	5	5	2.1E-01	2280.00	9	7	9.4E-01	4295.75	3	1	1.3E+00			
2491.8	1	3	1.7E-01	2299.86	5	5	6.9E-01	4393.93	9	11	3.3E-01			
2495.7	5	5	6.2E-01	2302.75	7	7	5.7E-01	4417.27	11	9	3.6E-01			
2523.9	5	3	7.4E-02	2305.69	9	9	5.2E-01	4449.14	11	11	9.7E-01			
2546.6	1	3	2.1E-01	2424.26	9	9	1.7E-01	4450.90	9	9	9.6E-01			
2558.0	1	3	3.4E-01	2520.54	5	3	3.8E-01	4453.31	5	5	5.98E-01			
2571.6	5	7	4.5E-01	2529.87	7	5	3.8E-01	4453.71	7	7	4.7E-01			
2594.4	5	5	3.0E-01	2541.92	9	7	4.3E-01	4455.32	7	7	4.8E-01			
2636.9	1	3	1.1E-01	2599.91	5	5	6.7E-01	4457.43	9	9	5.6E-01			
2661.2	3	3	1.1E-01	2605.16	7	7	6.4E-01	4465.81	5	7	3.28E-01			
2706.5	3	5	6.6E-01	2611.29	9	9	6.4E-01	4481.26	7	7	5.7E-01			
2761.8	5	5	3.7E-03	2611.47	7	5	3.3E-01	4496.15	7	5	4.4E-01			
2779.8	5	7	1.8E-01	2619.94	9	7	2.1E-01	4518.02	7	9	1.72E-01			
2785.0	5	3	1.4E-01	2631.55	7	7	1.7E-01	4522.80	5	7	1.9E-01			
2788.0	1	3	1.4E-01	2632.42	5	5	2.7E-01	4527.31	3	5	2.2E-01			
2812.6	1	3	2.3E-01	2641.12	5	3	1.8E+00	4533.24	11	11	8.83E-01			
2813.6	5	5	1.2E-01	2644.28	7	5	1.4E+00	4534.78	9	9	6.87E-01			
2840.0	5	5	1.7E+00	2646.65	9	7	1.5E+00	4544.69	5	3	3.3E-01			
2850.6	5	5	3.3E-01	2733.27	5	5	1.9E+00	4548.76	7	5	2.85E-01			
2863.3	1	3	5.4E-01	2735.30	3	1	4.1E+00	4552.45	9	7	2.1E-01			
2913.5	1	3	8.3E-01	2912.07	5	7	1.3E+00	4563.43	9	11	2.1E-01			
3009.1	3	3	3.8E-01	2942.00	5	5	1.0E+00	4617.27	7	9	8.51E-01			
3032.8	1	3	6.2E-01	2948.26	7	7	9.3E-01	4623.10	5	7	5.74E-01			
3034.1	3	1	2.0E+00	2956.13	9	9	9.7E-01	4639.94	3	3	6.64E-01			
3141.8	1	3	1.9E-01	2956.80	7	5	1.8E-01	4640.43	3	1	5.0E-01			
3175.1	5	3	1.0E+00	3186.45	5	7	8.0E-01	4645.19	3	1	8.57E-01			
3218.7	1	3	4.7E-02	3191.99	7	9	8.5E-01	4650.02	5	3	2.6E-01			
3223.6	5	5	1.2E-03	3199.92	9	11	9.4E-01	4742.79	9	9	5.3E-01			
3262.3	5	3	2.7E+00	3341.88	5	7	6.5E-01	4758.12	11	11	7.13E-01			
3330.6	5	5	2.0E-01	3354.63	7	9	6.9E-01	4759.27	13	13	7.40E-01			
3655.8	1	3	4.1E-02	3370.44	5	3	7.6E-01	4778.26	9	9	2.0E-01			
3801.0	5	3	2.8E-01	3371.45	9	11	7.2E-01	4805.42	5	7	5.8E-01			
4524.7	1	3	2.6E-01	3377.58	7	5	6.9E-01	4840.87	5	5	1.76E-01			
5631.7	1	3	2.4E-02	3385.94	9	7	5.0E-01	4856.01	13	15	5.2E-01			
5970.3	5	3	9.6E-02	3635.46	5	7	8.04E-01	4885.08	11	13	4.90E-01			
6037.7	5	5	5.0E-02	3642.68	7	9	7.74E-01	4913.62	7	9	4.44E-01			
6069.0	1	3	4.6E-02	3653.50	9	11	7.54E-01	4928.34	3	5	6.2E-01			
6073.5	3	1	6.3E-02	3724.57	9	9	9.1E-01	4981.73	11	13	6.60E-01			
6171.5	3	3	4.9E-02	3725.16	5	3	7.3E-01	4989.14	7	5	3.25E-01			
<i>Sn II</i>				3729.81	5	5	4.27E-01	4991.07	9	11	5.84E-01			
2368.3	4	2	4.4E-03	3741.06	7	7	4.17E-01	4999.50	7	9	5.27E-01			
2449.0	4	6	3.7E-01	3752.86	9	9	5.04E-01	5000.99	9	7	3.52E-01			
2487.0	6	8	5.5E-01	3786.04	5	3	1.4E+00	5007.21	5	7	4.92E-01			
3283.2	4	6	1.0E+00	3948.67	5	3	4.85E-01	5014.28	3	5	6.8E-01			
3352.0	6	8	1.0E+00	3956.34	7	5	3.00E-01	5036.47	7	9	3.94E-01			
3472.5	2	4	1.6E-01	3958.21	9	7	4.05E-01	5038.40	5	7	3.87E-01			
3575.5	4	6	1.3E-01	3981.76	5	5	3.76E-01	5062.11	5	3	2.98E-01			
5332.4	2	4	8.6E-01	3989.76	7	7	3.79E-01	5210.39	9	9	3.57E-02			
5562.0	4	6	1.2E+00	3998.64	9	9	4.08E-01	5222.69	3	3	1.95E-01			
5588.9	4	6	8.5E-01	4013.24	7	5	2.0E-01	5224.30	11	11	3.6E-01			
								5259.98	5	7	2.3E-01			

λ Å	Weights		A 10^8 s^{-1}	λ Å	Weights		A 10^8 s^{-1}	λ Å	Weights		A 10^8 s^{-1}
	g_i	g_k			g_i	g_k			g_i	g_k	
5351.07	7	7	3.4E-01	3023.67	8	8	1.0E+00	3510.86	8	8	9.3E-01
5503.90	11	9	2.6E-01	3029.76	10	10	3.5E-01	3520.27	2	4	4.8E-01
5774.04	9	11	5.5E-01	3056.75	2	4	3.2E-01	3535.41	4	6	5.5E-01
5785.98	11	13	6.1E-01	3058.08	6	6	5.0E-01	3641.33	4	2	4.9E-01
5804.27	13	15	6.8E-01	3066.34	4	4	3.3E-01	3706.23	4	4	3.1E-01
6098.66	9	7	2.5E-01	3071.25	6	4	3.6E-01	3741.64	6	6	6.2E-01
6220.46	9	7	1.8E-01	3072.99	4	2	1.6E+00	3757.70	4	4	4.1E-01
<i>Ti II</i>				3075.23	6	4	1.13E+00	3759.30	8	8	9.4E-01
2440.91	4	4	5.1E-01	3078.65	8	6	1.09E+00	3761.33	6	6	9.9E-01
2451.18	6	6	4.5E-01	3081.52	10	8	1.1E+00	4911.18	6	4	3.2E-01
2525.59	10	8	5.6E-01	3088.04	10	8	1.25E+00	<i>Ti III</i>			
2531.28	8	6	4.9E-01	3089.44	8	6	1.3E+00	865.79	5	3	6.6E+01
2534.63	6	4	5.4E-01	3097.20	4	6	4.4E-01	1002.37	5	5	7.6E+00
2535.89	4	2	6.8E-01	3103.81	10	8	1.1E+00	1004.67	7	5	4.3E+01
2555.99	6	8	3.2E-01	3105.10	2	4	6.3E-01	1005.80	3	3	1.3E+01
2635.44	4	4	1.9E+00	3106.26	6	6	7.8E-01	1007.16	5	3	3.8E+01
2638.56	6	6	1.7E+00	3117.67	4	2	1.1E+00	1008.12	3	1	5.1E+01
2642.02	8	8	1.9E+00	3119.83	6	4	5.9E-01	1286.37	9	9	2.0E+00
2645.86	10	10	2.7E+00	3127.86	6	6	1.6E+00	1289.30	7	7	2.2E+00
2746.54	6	8	2.6E+00	3128.50	8	8	1.1E+00	1291.62	5	5	2.4E+00
2751.59	8	10	3.7E+00	3161.23	4	2	5.9E-01	1293.23	9	7	1.0E+00
2752.68	8	10	1.1E+00	3161.80	6	4	4.6E-01	1298.97	7	5	4.9E+00
2757.62	6	8	7.2E-01	3162.59	8	6	3.9E-01	1327.59	5	3	3.2E+00
2758.35	4	6	9.9E-01	3168.55	10	8	4.1E-01	1420.44	1	3	1.2E+00
2758.79	2	4	4.4E-01	3181.73	6	8	4.6E-01	1421.63	3	1	4.0E+00
2764.28	4	4	7.4E-01	3182.54	4	6	4.3E-01	1422.41	5	5	3.0E+00
2804.82	6	8	4.6E+00	3189.49	4	4	9.2E-01	1424.14	5	3	1.6E+00
2810.30	8	10	5.1E+00	3190.91	6	8	1.3E+00	1455.19	9	7	6.4E+00
2817.83	10	12	3.8E+00	3202.56	4	6	1.1E+00	1498.70	5	5	2.8E+00
2819.87	8	8	6.5E-01	3224.25	12	10	7.0E-01	2007.36	3	3	3.4E+00
2821.26	6	8	7.9E-01	3228.62	4	2	2.0E+00	2007.60	1	3	1.2E+00
2827.12	8	10	1.0E+00	3232.29	8	6	6.0E-01	2010.80	5	3	5.4E+00
2828.06	12	14	4.4E+00	3234.51	10	10	1.38E+00	2097.30	5	7	3.3E+00
2828.64	6	6	1.2E+00	3236.13	4	4	7.0E-01	2099.86	3	5	2.5E+00
2828.83	10	10	9.1E-01	3236.58	8	8	1.11E+00	2104.86	3	3	1.1E+00
2834.02	10	12	7.9E-01	3239.04	6	6	9.87E-01	2105.09	1	3	1.7E+00
2836.47	8	8	1.2E+00	3239.66	6	4	9.4E-01	2199.22	3	3	5.7E+00
2839.64	12	12	8.3E-01	3241.99	4	4	1.16E+00	2237.77	7	7	2.4E+00
2845.93	10	10	1.2E+00	3251.91	6	4	3.38E-01	2331.35	3	1	4.3E+00
2851.11	2	4	4.1E-01	3252.92	8	6	3.9E-01	2331.66	3	3	1.2E+00
2856.10	12	12	1.5E+00	3272.07	2	4	3.2E-01	2339.00	5	3	3.0E+00
2862.33	4	6	4.0E-01	3278.28	4	4	9.6E-01	2346.79	7	5	3.3E+00
2877.47	8	8	5.7E-01	3278.91	6	4	1.0E+00	2374.99	5	3	4.0E+00
2884.13	10	10	5.2E-01	3282.32	2	2	1.6E+00	2413.99	5	7	3.8E+00
2910.65	8	8	4.6E-01	3287.66	8	10	1.4E+00	2516.05	7	9	3.4E+00
2926.64	10	8	8.9E-01	3315.32	2	4	3.8E-01	2567.56	3	3	2.3E+00
2931.10	6	6	3.2E+00	3321.70	4	4	7.2E-01	2984.75	5	5	1.9E+00
2936.02	4	6	2.7E+00	3322.94	10	10	3.96E-01	3066.51	3	3	2.5E+00
2938.57	6	8	2.4E+00	3329.46	8	8	3.25E-01	3228.89	3	3	1.5E+00
2941.90	8	10	1.8E+00	3332.11	6	4	1.1E+00	3278.31	7	9	3.4E+00
2942.97	8	8	1.1E+00	3340.34	4	4	3.6E-01	3320.94	3	5	2.8E+00
2945.30	10	12	2.7E+00	3361.23	8	10	1.1E+00	3340.20	7	9	3.7E+00
2952.00	8	8	3.0E-01	3372.80	6	8	1.11E+00	3346.18	9	11	3.7E+00
2954.59	10	12	4.0E+00	3383.77	4	6	1.09E+00	3354.71	11	13	4.4E+00
2958.80	8	10	4.0E+00	3452.49	2	2	7.7E-01	3397.24	3	1	1.8E+00
2979.06	4	6	1.2E+00	3456.40	4	4	8.2E-01	3404.46	3	3	1.8E+00
2990.06	6	8	5.6E-01	3465.56	4	2	4.1E-01	3417.62	3	5	1.9E+00
3017.17	12	12	3.6E-01	3483.63	10	8	9.7E-01	3915.47	9	11	2.1E+00
3022.64	10	10	1.2E+00	3492.37	8	6	9.8E-01	4119.14	5	5	9.9E-01
				3504.90	10	10	8.2E-01				

λ Å	Weights		A 10^8 s^{-1}	λ Å	Weights		A 10^8 s^{-1}	λ Å	Weights		A 10^8 s^{-1}
	g_i	g_k			g_i	g_k			g_i	g_k	
4213.26	9	11	2.2E+00	439.513	3	3	7.5E+00	60.762	2	2	3.5E+02
4215.53	9	11	2.2E+00	439.745	3	1	2.1E+01	61.286	4	2	1.8E+02
4247.62	11	13	1.1E+00	447.484	5	5	1.6E+01	62.433	4	6	2.08E+02
4248.54	5	7	2.3E+00	447.701	5	3	6.5E+00	62.470	6	8	2.22E+02
4250.09	3	5	9.5E-01	507.174	3	5	6.5E+00	65.540	4	6	3.2E+02
4259.01	11	13	9.4E-01	516.215	5	7	6.9E+00	65.577	6	8	3.5E+02
4269.84	9	11	1.7E+00					67.171	2	4	6.2E+02
4285.61	13	15	3.0E+00	<i>Ti X</i>				67.555	4	6	7.2E+02
4288.66	11	13	1.1E+00	253	4	6	2.1E+02	70.986	4	6	5.7E+02
4296.70	11	13	1.6E+00	254	6	8	2.3E+02	71.031	6	8	6.1E+02
4319.56	9	11	1.1E+00	281	2	2	1.1E+02	71.545	2	2	1.8E+02
4343.25	3	1	1.0E+00	289.579	2	4	2.5E+02	71.987	4	2	3.48E+02
4378.94	3	5	1.6E+00	290.294	4	6	1.1E+02	82.121	2	4	5.9E+02
4433.91	11	13	1.8E+00	291	4	2	1.8E+02	82.307	4	6	1.13E+03
4440.66	1	3	1.2E+00	291	2	2	2.3E+02	82.344	2	2	5.8E+02
4533.26	3	5	1.5E+00	292	6	8	1.1E+02	82.368	6	8	1.2E+03
4576.53	9	7	1.3E+00	293.684	6	8	2.97E+02	89.844	2	4	9.9E+02
4628.07	3	1	1.5E+00	293.798	6	6	1.7E+02	90.512	4	6	1.16E+03
4652.86	7	9	2.6E+00	295.584	4	6	2.9E+02	90.547	4	4	1.9E+02
4874.00	5	7	1.5E+00	296	4	6	1.4E+02	116.497	4	6	3.0E+03
4914.32	3	3	1.1E+00	297	4	6	9.9E+01	116.597	6	8	3.2E+03
4971.19	9	11	2.1E+00	298	4	6	4.3E+02	116.62	6	6	2.1E+02
5083.80	5	3	9.7E-01	302	2	2	1.6E+02	139.884	6	4	2.6E+02
5278.33	3	3	9.4E-01	305	2	4	2.5E+02	140.361	4	2	2.9E+02
7506.87	11	13	1.1E+00	317	2	2	1.5E+02	141.6	4	6	1.7E+02
<i>Ti IV</i>				355.815	2	2	1.3E+02	141.7	6	8	1.7E+02
423.49	4	6	4.9E+01	360.133	4	4	2.19E+02	169.7	4	6	2.8E+02
424.16	6	8	5.3E+01	363	4	2	2.1E+02	169.8	6	8	2.9E+02
433.63	4	2	5.5E+00	363	6	6	1.3E+02	207.2	2	4	1.5E+02
433.76	6	4	5.0E+00	365.628	4	2	1.2E+02	208.5	4	6	1.8E+02
729.36	4	2	5.7E+00	382	4	6	1.8E+02	252.8	4	6	4.8E+02
1183.64	2	2	6.9E+00	385	6	8	1.8E+02	253.1	6	8	5.2E+02
1195.21	4	2	1.4E+01	389.99	6	4	1.1E+02	257.5	4	2	2.4E+02
1451.74	2	4	1.8E+01	<i>Ti XI</i>				<i>Ti XIII</i>			
1467.34	4	6	2.1E+01	65.403	1	3	5.1E+02	23.356	1	3	1.02E+05
2067.56	2	4	5.1E+00	87.725	1	3	8.5E+02	23.698	1	3	1.2E+04
2103.16	2	2	5.0E+00	266	5	7	1.8E+02	23.991	1	3	3.4E+02
2541.79	4	6	6.9E+00	308.250	3	5	1.3E+02	26.641	1	3	4.06E+03
2546.88	6	8	7.4E+00	313.229	5	7	1.6E+02	26.960	1	3	3.06E+03
2862.60	4	2	4.1E+00	318	3	1	1.4E+02	117.1	3	3	1.3E+02
3576.44	4	6	4.6E+00	322.75	5	7	1.99E+02	117.3	3	1	2.8E+02
<i>Ti VIII</i>				323	1	3	1.8E+02	120.2	5	3	5.4E+02
249	6	4	1.0E+01	327.192	3	5	2.9E+02	120.2	7	5	4.4E+02
258.610	6	8	7.5E+02	332	3	1	3.25E+02	128.7	3	3	1.2E+02
269.533	4	6	6.0E+02	386.140	1	3	1.48E+02	<i>Ti XIV</i>			
272.037	4	4	4.3E+02	408	7	9	1.37E+02	21.341	4	6	9.8E+03
272.843	6	4	6.2E+01	425.74	3	1	1.2E+02	21.522	2	4	4.5E+04
276.701	2	4	9.3E+01	446.69	3	1	1.2E+02	21.657	4	4	1.3E+04
277.813	4	4	3.8E+02	453	5	7	1.3E+02	21.733	4	4	8.8E+04
289.375	2	4	3.6E+01	<i>Ti XII</i>				21.82	4	2	6.4E+04
478.971	4	4	1.7E+01	52.896	2	4	1.61E+02	21.883	2	4	7.0E+04
480.376	6	6	1.5E+01	53.140	4	6	1.9E+02	21.958	2	4	1.2E+04
<i>Ti IX</i>				53.433	2	4	2.1E+02	22.05	2	2	1.4E+04
267.941	5	7	5.1E+02	53.457	2	2	2.1E+02	24.592	4	2	6.1E+03
278.713	5	7	4.7E+02	55.181	2	4	2.4E+02	24.891	2	2	7.5E+03
281.446	3	1	3.2E+02	55.443	4	6	2.81E+02	<i>Ti XV</i>			
285.128	1	3	4.1E+02	59.133	2	4	3.72E+02	20.19	5	7	6.9E+03
433.567	1	3	6.9E+00	59.435	4	6	4.41E+02	20.234	5	7	1.9E+04
				60.701	2	4	3.4E+02				

λ Å	Weights		A 10^8 s^{-1}
	g_i	g_k	
3198.8	7	9	4.6E-02
3207.3	7	9	3.0E-02
3208.3	5	5	4.4E-02
3215.6	9	11	2.1E-01
3221.9	5	7	1.61E-02
3223.1	5	3	3.53E-03
3232.5	9	9	2.4E-02
3235.1	7	5	2.68E-03
3259.7	7	7	1.3E-02
3300.8	7	9	8.1E-02
3311.4	7	5	5.6E-02
3363.3	9	7	6.6E-03
3371.0	7	5	1.0E-02
3371.4	3	3	6.7E-03
3386.1	7	7	2.64E-03
3413.0	7	9	9.7E-03
3459.5	9	9	2.04E-03
3510.0	7	9	5.2E-03
3545.2	1	3	3.2E-02
3570.6	5	3	6.7E-03
3606.1	3	5	9.6E-03
3617.5	7	7	1.1E-01
3631.9	3	5	1.3E-02
3675.6	9	11	1.20E-02
3682.1	9	11	2.0E-02
3707.9	7	7	2.9E-02
3757.9	7	9	1.38E-02
3760.1	5	7	1.99E-02
3768.5	3	3	3.47E-02
3780.8	7	5	4.2E-02
3809.2	7	5	9.0E-03
3817.5	7	7	3.1E-02
3829.1	3	3	3.83E-03
3835.1	5	5	5.2E-02
3846.3	3	5	2.14E-02
3847.5	1	3	8.3E-03
3864.3	5	5	5.6E-03
3868.0	7	9	4.6E-02
3881.4	7	7	3.6E-02
3968.5	1	3	5.07E-03
3975.5	9	11	4.1E-03
4001.4	9	9	5.6E-03
4008.8	7	9	1.63E-01
4019.3	5	3	6.7E-03
4028.8	1	3	2.0E-02
4045.6	7	5	2.88E-02
4055.2	7	9	1.79E-03
4070.0	7	5	3.60E-02
4070.6	3	5	5.6E-03
4074.4	7	7	1.0E-01
4088.3	5	3	4.13E-03
4102.7	9	7	4.9E-02
4115.6	11	11	4.8E-03
4137.5	5	7	8.4E-03
4171.2	7	9	8.6E-03
4203.8	9	7	4.9E-03
4219.4	9	7	6.1E-03
4244.4	9	11	1.38E-02
4269.4	7	5	3.04E-02
4283.8	9	7	1.69E-03

λ Å	Weights		A 10^8 s^{-1}
	g_i	g_k	
4294.6	7	5	1.2E-01
4302.1	7	7	3.6E-02
4355.2	9	9	5.1E-03
4361.8	9	7	1.64E-03
4378.5	7	5	3.48E-03
4458.1	3	5	4.2E-03
4466.3	7	5	1.5E-02
4472.5	13	11	1.55E-03
4484.2	3	5	5.6E-03
4492.3	9	11	3.6E-03
4495.3	11	11	3.3E-03
4504.8	9	7	7.0E-03
4552.5	9	9	1.42E-03
4586.8	1	3	4.20E-03
4592.6	7	9	3.4E-03
4609.9	7	9	1.42E-02
4613.3	9	9	2.9E-03
4634.8	9	9	8.8E-03
4659.9	1	3	1.0E-02
4680.5	7	7	1.4E-02
4720.4	3	5	3.22E-03
4729.6	7	5	7.8E-03
4752.6	3	3	5.20E-03
4757.5	7	5	2.72E-03
4757.8	11	9	4.1E-03
4788.4	9	11	2.6E-03
4843.8	5	5	1.9E-02
4886.9	9	11	8.1E-03
4924.6	13	11	1.75E-03
4931.6	7	5	1.0E-02
4948.6	9	11	1.36E-03
4972.6	9	11	3.9E-03
4982.6	1	3	4.17E-03
4986.9	11	9	6.3E-03
5006.2	9	7	1.2E-02
5015.3	7	9	5.4E-03
5040.4	3	5	5.2E-03
5053.3	3	3	1.9E-02
5071.5	13	11	3.4E-03
5117.6	11	11	1.61E-03
5124.2	5	5	4.0E-03
5141.2	7	9	1.12E-03
5224.7	7	5	1.2E-02
5243.0	9	7	1.1E-02
5254.5	7	5	3.86E-03
5268.6	9	9	1.4E-03
5500.5	11	9	6.9E-03
5514.7	5	3	7.3E-03
5537.7	9	11	2.2E-03
5617.1	7	7	1.47E-03
5631.9	9	7	1.43E-03
5660.7	13	11	6.8E-03
5675.4	5	5	2.20E-03
5796.5	9	7	2.21E-03
5891.6	7	7	1.47E-03
5947.6	5	7	2.40E-03
5965.9	7	5	1.0E-02
6021.5	5	3	8.7E-03
6081.4	5	3	4.7E-03
6203.5	7	7	3.0E-03

λ Å	Weights		A 10^8 s^{-1}
	g_i	g_k	
6285.9	7	5	6.6E-03
6292.0	3	5	2.26E-03
6303.2	9	9	1.84E-03
6404.2	5	7	1.50E-03
6439.7	9	9	1.29E-03
6445.1	7	5	6.4E-03
6532.4	3	5	4.6E-03
6538.1	11	9	2.7E-03
6563.2	5	5	2.04E-03
6814.9	9	9	1.46E-03
7285.8	13	11	1.47E-03
7569.9	5	3	3.73E-03
7664.9	5	3	3.80E-03
8017.2	5	7	1.6E-03
8358.7	5	7	1.89E-03
9381.4	9	7	1.53E-03

Uranium

λ Å	Weights		A 10^8 s^{-1}
	g_i	g_k	
<i>UI</i>			
3553.0	13	13	2.0E-02
3553.0	9	7	1.4E-02
3553.4	15	13	2.2E-02
3554.5	11	9	8.4E-03
3554.9	15	17	7.9E-03
3555.3	13	15	2.7E-02
3555.8	13	11	4.1E-03
3556.9	13	11	7.5E-03
3557.8	13	13	2.9E-02
3558.0	11	13	1.6E-02
3558.6	9	7	3.9E-02
3559.4	7	9	1.5E-02
3560.3	9	7	6.4E-02
3561.4	15	13	5.5E-02
3561.5	9	9	2.5E-02
3561.8	13	11	5.7E-02
3563.7	13	13	2.9E-02
3563.8	7	7	1.1E-02
3565.0	13	11	2.9E-02
3566.0	13	15	1.7E-02
3566.6	11	11	2.4E-01
3568.8	13	13	3.8E-02
3569.1	17	15	1.1E-01
3569.4	9	9	1.5E-02
3570.1	13	11	1.3E-02
3570.2	11	9	5.3E-03
3570.6	13	15	2.7E-02
3570.7	15	15	1.2E-02
3571.2	11	11	6.3E-03
3571.6	17	15	1.3E-01
3572.9	13	15	1.5E-02
3573.9	13	11	4.0E-02
3574.1	13	15	3.5E-02
3574.8	13	15	1.9E-02
3577.1	17	15	4.3E-02
3577.5	15	13	7.8E-03
3577.8	11	11	8.3E-03
3577.9	13	13	2.3E-02
3578.3	13	11	2.0E-02
3580.0	9	9	1.2E-02
3580.2	11	9	2.9E-02

λ Å	Weights		A 10^8 s^{-1}	λ Å	Weights		A 10^8 s^{-1}	λ Å	Weights		A 10^8 s^{-1}
	g_i	g_k			g_i	g_k			g_i	g_k	
3580.4	11	13	7.5E-03	3543.49	2	2	6.7E-01	4232.95	8	8	7.7E-01
3580.9	13	13	2.1E-02	3545.33	4	4	3.7E-01	4268.64	14	14	1.2E+00
3582.6	13	13	2.9E-02	3553.27	6	6	2.2E-01	4271.55	12	12	9.6E-01
3584.6	7	5	2.4E-02	3555.14	4	2	2.6E-01	4276.95	10	10	9.4E-01
3584.9	13	15	1.8E-01	3663.60	4	6	3.1E+00	4284.05	8	8	1.2E+00
3585.4	11	11	1.9E-02	3667.74	6	8	2.7E+00	4291.82	12	14	8.8E-01
3585.8	11	9	2.8E-02	3672.41	12	12	9.2E-01	4296.10	10	12	7.7E-01
3587.8	9	11	1.3E-02	3673.41	8	10	2.7E+00	4297.67	8	10	7.0E-01
3588.3	7	9	1.8E-02	3676.70	14	14	1.3E+00	4298.03	6	8	7.8E-01
3589.7	11	13	2.1E-02	3680.12	10	12	2.2E+00	4379.23	10	12	1.1E+00
3589.8	15	13	5.9E-02	3686.26	10	12	2.3E-01	4384.71	8	10	1.1E+00
3590.7	9	7	2.2E-02	3687.50	12	14	2.9E+00	4389.98	6	8	6.9E-01
3591.7	11	9	5.3E-02	3688.07	8	8	3.5E-01	4395.22	4	6	5.5E-01
3593.0	11	11	1.4E-02	3690.28	2	4	4.5E-01	4400.57	2	4	3.4E-01
3593.2	13	15	4.2E-02	3692.22	6	6	5.4E-01	4406.64	10	10	2.2E-01
3593.7	11	11	7.2E-02	3695.34	14	16	2.8E+00	4407.63	8	8	4.4E-01
<i>Vanadium</i>											
<i>VI</i>											
3043.12	6	8	2.3E-01	3695.86	4	4	6.6E-01	4408.20	6	6	6.0E-01
3050.39	10	8	5.3E-01	3703.57	10	8	9.2E-01	4416.47	4	2	2.6E-01
3053.65	4	4	1.3E+00	3704.70	8	6	6.6E-01	4452.01	14	16	9.2E-01
3056.33	6	6	1.3E+00	3705.04	6	4	3.6E-01	4457.75	10	12	2.7E-01
3060.46	8	8	1.4E+00	3706.03	10	10	5.2E-01	4460.33	10	8	3.0E-01
3066.37	10	10	2.1E+00	3708.71	12	12	4.4E-01	4462.36	12	14	7.6E-01
3066.53	6	4	3.2E-01	3790.46	10	8	2.3E-01	4468.00	8	10	2.3E-01
3075.93	4	6	2.8E-01	3794.96	10	10	2.3E-01	4469.71	10	12	6.2E-01
3080.33	2	4	2.7E-01	3806.79	10	10	2.5E-01	4474.04	10	8	4.7E-01
3083.54	6	8	2.5E-01	3818.24	4	2	6.73E-01	4496.06	8	6	4.0E-01
3087.06	2	2	9.2E-01	3828.56	6	4	5.33E-01	4514.18	6	4	3.3E-01
3088.11	4	6	4.9E-01	3840.75	8	6	5.48E-01	4524.21	12	10	3.0E-01
3089.13	4	4	5.3E-01	3855.36	4	4	3.30E-01	4525.17	4	2	4.1E-01
3093.79	6	6	4.1E-01	3855.85	10	8	5.78E-01	4529.58	10	8	2.4E-01
3094.69	2	4	4.3E-01	3863.86	8	6	3.1E-01	4545.40	10	12	7.6E-01
3112.92	4	2	5.0E-01	3864.86	6	6	2.70E-01	4560.72	8	10	7.0E-01
3183.41	6	8	2.4E+00	3871.07	10	8	2.8E-01	4571.79	6	8	6.0E-01
3183.96	8	10	2.5E+00	3875.07	8	8	2.36E-01	4578.73	4	6	6.8E-01
3183.98	4	6	2.4E+00	3902.26	10	10	2.68E-01	4706.16	6	4	2.4E-01
3185.38	10	12	2.7E+00	3921.86	4	2	2.7E-01	4757.47	4	2	7.6E-01
3198.01	6	6	3.9E-01	3922.43	6	6	2.6E-01	4766.62	6	4	5.6E-01
3202.39	8	8	4.0E-01	3930.02	10	10	3.3E-01	4776.36	8	6	5.1E-01
3205.58	8	10	1.3E+00	3934.01	8	8	6.2E-01	4786.50	10	8	4.7E-01
3207.41	10	10	2.6E-01	3992.80	12	10	1.2E+00	4796.92	12	10	4.8E-01
3212.43	10	12	1.4E+00	3998.73	14	12	1.0E+00	4807.52	14	12	5.8E-01
3218.87	8	6	3.5E-01	4050.96	10	10	1.4E+00	5193.00	12	12	4.0E-01
3233.19	10	8	3.2E-01	4051.35	12	12	1.3E+00	5195.39	8	8	2.3E-01
3273.03	8	8	2.7E-01	4090.57	8	10	8.5E-01	5234.08	10	10	4.9E-01
3284.36	10	10	2.8E-01	4092.68	8	10	2.30E-01	5240.87	12	12	4.3E-01
3309.18	4	4	3.2E-01	4095.48	6	8	7.2E-01	5415.25	12	14	3.1E-01
3329.85	6	4	7.7E-01	4099.78	6	8	4.10E-01	5487.91	12	10	2.9E-01
3356.35	4	6	3.1E-01	4102.15	4	6	7.1E-01	5507.75	10	8	3.5E-01
3365.55	2	4	4.8E-01	4104.77	10	8	2.1E+00	6090.21	8	6	2.60E-01
3376.05	4	4	3.2E-01	4105.16	4	6	4.9E-01	<i>VII</i>			
3377.39	4	2	9.0E-01	4109.78	2	4	5.00E-01	2527.90	13	13	6.1E-01
3377.62	6	6	6.0E-01	4111.78	10	10	1.01E+00	2528.47	9	9	5.2E-01
3397.58	6	4	2.3E-01	4115.18	8	8	5.80E-01	2528.83	11	11	5.3E-01
3400.39	8	8	2.5E-01	4116.47	6	6	3.2E-01	2554.04	9	9	5.4E-01
3529.73	4	6	4.1E-01	4116.59	2	2	2.90E-01	2589.10	9	9	7.7E-01
3533.68	6	8	5.2E-01	4123.50	4	2	1.00E+00	2640.86	5	7	1.2E+00
3533.76	2	4	3.7E-01	4128.06	6	4	7.70E-01	2677.80	3	5	3.4E-01
				4131.99	8	6	5.5E-01	2679.33	7	7	3.4E-01
				4134.49	10	8	2.90E-01	2683.09	1	3	3.4E-01
				4232.46	10	10	9.8E-01				

λ Å	Weights		A 10 ⁸ s ⁻¹	λ Å	Weights		A 10 ⁸ s ⁻¹	λ Å	Weights		A 10 ⁸ s ⁻¹
	g_i	g_k			g_i	g_k			g_i	g_k	
2687.96	9	9	7.6E-01	3271.12	7	9	6.9E-01	1308.06	7	9	7.9E+00
2689.88	3	1	9.2E-01	3276.12	9	11	5.2E-01	1309.50	5	5	8.7E+00
2690.25	7	5	3.4E-01	3279.84	9	11	5.8E-01	1312.72	7	7	8.6E+00
2690.79	5	3	5.2E-01	3287.71	5	7	7.5E-01	1317.57	5	7	8.7E+00
2700.94	9	11	3.5E-01	3337.85	5	7	5.3E-01	1321.92	7	9	9.9E+00
2706.17	7	9	3.4E-01	3517.30	9	7	3.8E-01	1326.81	3	5	4.0E+00
2734.22	9	7	6.2E-01	3530.77	5	3	4.5E-01	1329.29	5	5	1.5E+01
2753.41	13	11	4.2E-01	3545.19	7	5	4.3E-01	1329.97	3	3	4.8E+00
2784.20	9	9	1.3E+00	3556.80	9	7	5.1E-01	1330.36	1	3	6.0E+00
2787.91	7	9	5.0E-01	3592.01	7	5	4.4E-01	1331.67	3	1	1.7E+01
2825.86	9	7	1.2E+00	3618.92	3	5	3.3E-01	1332.46	5	3	7.5E+00
2843.82	7	5	9.9E-01					1334.49	9	9	8.3E+00
2847.57	9	7	4.6E-01	<i>VIII</i>				1355.13	7	9	2.5E+01
2854.34	11	9	5.0E-01	2318.06	8	10	4.6E+00	1356.53	5	3	4.9E+00
2862.31	11	11	3.6E-01	2323.82	6	8	3.8E+00	1395.00	5	7	1.4E+01
2868.11	5	3	2.1E+00	2330.42	10	10	3.2E+00	1400.42	5	7	7.5E+00
2869.13	13	11	4.8E-01	2331.75	8	8	2.5E+00	1403.62	7	9	8.4E+00
2882.49	5	5	4.2E-01	2334.21	6	6	2.2E+00	1412.69	3	3	1.1E+01
2884.78	3	3	5.6E-01	2337.13	4	4	2.7E+00	1414.41	5	7	1.2E+01
2889.61	3	1	1.9E+00	2343.10	6	8	3.6E+00	1414.84	5	5	4.6E+00
2891.64	5	3	1.4E+00	2358.73	6	8	4.2E+00	1418.53	7	7	5.2E+00
2892.43	9	9	3.6E-01	2366.31	8	10	4.2E+00	1419.58	7	9	1.3E+01
2892.65	7	5	1.3E+00	2371.06	10	12	5.2E+00	1423.72	3	5	7.1E+00
2893.31	9	7	1.2E+00	2373.06	4	6	2.9E+00	1426.65	9	11	2.2E+01
2903.07	3	5	3.4E-01	2382.46	8	10	5.0E+00	1429.11	5	5	5.0E+00
2906.45	7	7	7.8E-01	2393.58	6	8	4.3E+00	1434.84	7	7	5.4E+00
2908.81	11	9	1.6E+00	2404.18	4	6	2.5E+00	1451.04	3	3	7.0E+00
2910.01	5	5	1.1E+00	2516.14	10	10	3.7E+00	1454.00	5	3	1.1E+01
2910.38	3	3	1.2E+00	2521.55	8	8	3.5E+00	1520.14	5	7	7.2E+00
2911.05	7	9	3.7E-01	2548.21	6	4	2.0E+00	1522.49	3	5	5.5E+00
2912.46	11	9	5.0E-01	2554.22	8	6	1.2E+00	1601.92	3	3	1.2E+01
2915.88	9	7	4.9E-01	2593.05	6	6	2.8E+00	1611.88	7	7	5.2E+00
2924.02	11	11	1.7E+00	2595.10	8	8	2.8E+00	1806.18	5	3	7.3E+00
2924.63	9	9	1.2E+00	<i>VIV</i>				1809.85	3	1	7.2E+00
2930.80	7	7	5.8E-01	677.345	9	9	6.7E+00	1817.68	5	3	4.8E+00
2941.37	11	9	3.5E-01	680.632	9	7	1.2E+01	1825.84	7	5	5.3E+00
2944.57	9	7	7.6E-01	681.145	7	5	1.1E+01	1861.56	5	7	6.6E+00
2948.08	9	11	4.0E-01	682.455	7	7	6.5E+00	1939.07	7	9	5.8E+00
2952.07	7	5	7.2E-01	682.923	5	5	6.9E+00	1951.43	5	7	5.0E+00
2955.58	7	9	3.3E-01	684.450	7	5	7.7E+00	1963.10	3	5	4.8E+00
2968.37	7	9	7.0E-01	691.530	5	3	1.1E+01	1997.72	7	7	4.7E+00
2972.26	5	7	5.2E-01	723.537	3	1	1.5E+01	2084.43	5	5	4.0E+00
2973.98	9	11	3.5E-01	724.068	5	5	1.1E+01	2120.05	7	9	8.1E+00
2985.18	7	9	4.4E-01	724.809	5	3	5.6E+00	2141.20	3	5	7.0E+00
3001.20	7	7	7.5E-01	737.854	9	7	2.4E+01	2146.83	7	9	6.6E+00
3014.82	5	3	8.9E-01	750.110	5	5	1.0E+01	2149.85	5	7	5.1E+00
3016.78	7	5	5.0E-01	884.146	1	3	4.7E+00	2151.09	7	9	4.3E+00
3020.21	9	7	5.0E-01	1071.05	5	5	6.1E+00	2155.34	11	13	1.2E+01
3048.21	11	13	7.0E-01	1110.72	3	3	5.0E+00	2446.80	9	11	5.3E+00
3063.25	9	11	1.0E+00	1112.20	7	7	6.3E+00	2570.72	9	11	7.6E+00
3100.94	7	7	5.8E-01	1112.44	5	5	5.0E+00	3284.56	7	9	5.3E+00
3113.56	11	11	5.0E-01	1127.84	7	5	8.9E+00	3496.42	7	9	4.4E+00
3122.89	11	13	7.6E-01	1131.26	9	7	9.4E+00	3514.25	9	11	4.7E+00
3134.93	13	13	5.9E-01	1194.46	7	5	1.0E+01				
3136.50	11	11	5.3E-01	1226.52	5	5	1.5E+01	<i>Xenon</i>			
3139.73	9	9	5.2E-01	1243.72	3	1	9.4E+00	<i>Xe I</i>			
3151.32	3	5	4.4E-01	1247.07	5	3	4.7E+00	1043.8	1	3	5.9E-01
3190.69	9	9	3.3E-01	1272.97	3	1	2.7E+01	1047.1	1	3	1.3E+00
3250.78	11	9	5.2E-01	1304.17	3	5	1.5E+01	1050.1	1	3	8.5E-02
3251.87	5	7	3.5E-01	1305.42	5	7	7.0E+00	1056.1	1	3	2.45E+00

λ Å	Weights		A 10^8 s^{-1}
	g_i	g_k	
1061.2	1	3	1.9E-01
1068.2	1	3	3.99E+00
1085.4	1	3	4.10E-01
1099.7	1	3	4.34E-01
1110.7	1	3	1.5E+00
1129.3	1	3	4.4E-02
1170.4	1	3	1.6E+00
1192.0	1	3	6.2E+00
1250.2	1	3	1.4E-01
1295.6	1	3	2.46E+00
1469.6	1	3	2.81E+00
4501.0	5	3	6.2E-03
4524.7	5	5	2.1E-03
4624.3	5	5	7.2E-03
4671.2	5	7	1.0E-02
4807.0	3	1	2.4E-02
7119.6	7	9	6.6E-02
7967.3	1	3	3.0E-03
8409.2	5	3	1.0E-02

Xe II

4180.1	4	4	2.2E+00
4330.5	6	8	1.4E+00
4414.8	6	6	1.0E+00
4603.0	4	4	8.2E-01
4844.3	6	8	1.1E+00
4876.5	6	8	6.3E-01
5260.4	2	4	2.2E-01
5262.0	4	4	8.5E-01
5292.2	6	6	8.9E-01
5372.4	4	2	7.1E-01
5419.2	4	6	6.2E-01
5439.0	4	2	7.4E-01
5472.6	8	8	9.9E-02
5531.1	8	6	8.8E-02
5719.6	4	6	6.1E-02
5976.5	4	4	2.8E-01
6036.2	6	6	7.5E-02
6051.2	8	6	1.7E-01
6097.6	6	4	2.6E-01
6270.8	4	6	1.8E-01
6277.5	4	6	3.6E-02
6805.7	8	6	6.1E-02
6990.9	10	8	2.7E-01

Ytterbium**Yb I**

2464.5	1	3	9.1E-01
2672.0	1	3	1.18E-01
3464.4	1	3	6.2E-01
3988.0	1	3	1.76E+00
5556.5	1	3	1.14E-02

Yb II

3289.4	2	4	1.8E+00
3694.2	2	2	1.4E+00

Yttrium**Y I**

2948.41	4	4	3.5E-01
2974.59	4	6	3.5E-01

λ Å	Weights		A 10^8 s^{-1}
	g_i	g_k	
2984.25	6	8	4.8E-01
2995.26	6	4	5.1E-02
2996.94	4	6	8.4E-02
3005.26	4	4	4.8E-02
3022.28	6	6	6.6E-02
3045.36	6	6	1.07E-01
3053.95	6	4	1.9E-03
3155.65	4	6	2.7E-03
3172.84	4	4	9.9E-03
3185.96	6	8	1.2E-03
3209.38	6	6	3.0E-03
3227.16	6	4	1.10E-03
3484.05	4	6	1.2E-02
3549.66	6	6	1.0E-03
3552.69	4	4	2.3E-01
4077.36	4	6	1.1E+00
4083.71	4	4	2.5E-01
4102.36	6	8	1.3E+00
4128.30	6	6	1.6E+00
4142.84	4	4	1.6E+00
4167.51	6	6	2.38E-01
4235.93	6	4	3.0E-01
4352.40	4	4	6.7E-03
4379.33	6	4	7.83E-01
4385.47	4	4	6.9E-02
4394.01	8	8	1.9E-02
4409.70	4	6	2.7E-03
4417.43	10	8	3.2E-02
4437.34	6	6	8.64E-02
4443.65	10	8	1.1E-01
4459.01	4	6	1.8E-02
4476.95	8	6	2.8E-01
4491.74	10	10	2.3E-02
4514.01	4	6	3.34E-01
4527.78	8	6	8.33E-01
4534.09	6	8	4.4E-02
4544.31	6	6	4.10E-01
4559.36	2	4	4.0E-01
4581.33	6	4	1.5E-01
4613.00	6	4	1.8E-01
4643.70	4	6	1.8E-01
4653.78	4	6	1.6E-01
4674.85	6	8	1.3E-01
4725.84	4	4	1.5E-01
4762.96	6	4	4.2E-02
4780.16	2	4	8.9E-02
4781.03	8	10	1.0E-01
4799.30	6	8	1.6E-01
4804.31	6	4	2.6E-01
4804.80	4	4	3.84E-01
4821.63	6	6	1.0E-01
4845.67	8	8	6.8E-01
4852.68	6	6	6.2E-01
4856.71	6	6	2.0E-01
4859.84	4	4	7.26E-01
4893.44	6	4	2.2E-01
4900.08	8	6	2.0E-01
4906.11	10	8	1.2E-01
4950.01	8	6	2.0E-02
4963.49	4	4	1.4E-02

λ Å	Weights		A 10^8 s^{-1}
	g_i	g_k	
4981.97	4	6	4.7E-03
5004.44	6	4	1.2E-02
5205.01	4	4	8.4E-03
5258.47	6	6	2.9E-03
5271.82	8	6	1.1E-02
5380.63	6	4	3.2E-01
5381.24	4	4	9.9E-03
5388.39	6	8	1.1E-02
5390.81	8	6	2.9E-02
5401.88	6	8	6.0E-03
5424.36	6	4	3.47E-01
5466.24	4	4	1.0E-01
5466.47	10	12	6.3E-01
5469.10	4	6	3.6E-03
5513.65	6	6	2.39E-01
5519.88	4	6	1.2E-02
5526.43	6	4	3.9E-03
5527.56	8	10	5.4E-01
5541.63	8	8	5.2E-02
5551.00	4	4	6.9E-02
5573.03	6	4	1.8E-02
5594.12	6	8	5.0E-02
5606.34	10	10	5.84E-02
5619.96	6	4	2.0E-02
5630.14	4	6	4.9E-01
5641.78	2	4	1.9E-02
5675.27	6	6	9.3E-02
5675.64	4	6	4.3E-02
5693.63	4	4	1.1E-01
5714.94	8	6	2.0E-02
5729.25	6	6	2.2E-03
5732.09	6	6	7.5E-02
5740.22	8	6	4.0E-02
5757.59	4	6	7.6E-03
5788.36	4	4	9.4E-03
5844.13	6	4	5.6E-03
5879.93	4	2	8.5E-02
5902.91	6	8	4.0E-02
6087.94	6	4	1.1E-01
6191.72	4	4	4.7E-02
6222.58	4	6	5.9E-03
6402.01	6	4	2.7E-03
6435.02	6	6	4.0E-02
6437.17	10	8	4.8E-02
6538.57	10	10	1.5E-01
6622.48	8	6	4.5E-03
6815.15	2	4	7.18E-02
7009.89	2	4	4.4E-02
7035.15	4	4	6.3E-02

Y II

3112.03	1	3	1.3E-02
3179.42	3	5	3.8E-02
3195.62	3	3	8.23E-01
3200.27	5	5	4.8E-01
3203.32	3	1	2.77E+00
3216.69	5	3	2.0E+00
3242.28	7	5	2.0E+00
3448.81	5	5	4.1E-02
3467.88	5	3	2.7E-02

λ Å	Weights		A 10^8 s^{-1}	λ Å	Weights		A 10^8 s^{-1}	λ Å	Weights		A 10^8 s^{-1}
	g_i	g_k			g_i	g_k			g_i	g_k	
3496.08	1	3	3.49E-01	4374.95	5	5	9.97E-01	<i>Zinc</i>			
3549.01	5	7	3.97E-01	4398.01	5	3	1.16E-01	<i>Zn I</i>			
3584.51	3	5	4.02E-01	4422.59	3	1	1.83E-01	748.29	1	3	6.0E-02
3600.74	7	7	1.4E+00	4682.33	5	5	1.9E-02	765.60	1	3	7.6E-02
3601.91	3	3	1.13E+00	4786.58	7	7	2.1E-02	792.05	1	3	5.7E-02
3611.04	5	5	1.04E+00	4823.31	5	5	4.3E-02	793.85	1	3	1.8E-01
3628.70	5	3	3.3E-01	4854.87	5	3	3.9E-01	809.92	1	3	2.6E-01
3664.62	7	5	3.7E-01	4881.44	5	3	1.5E-03	1109.1	1	3	3.05E-01
3710.29	7	9	1.5E+00	4883.69	9	7	4.7E-01	2138.6	1	3	7.09E+00
3747.55	3	3	1.9E-01	4900.11	7	5	4.51E-01	3075.9	1	3	3.29E-04
3774.34	5	7	1.1E+00	4982.13	7	9	1.5E-02	3282.3	1	3	9.0E-01
3776.56	5	3	2.42E-01	5087.42	9	9	2.0E-01	3302.6	3	5	1.2E+00
3788.70	3	5	8.1E-01	5119.11	5	7	1.6E-02	3302.9	3	3	6.7E-01
3818.34	5	5	9.70E-02	5200.41	5	5	1.3E-01	3345.0	5	7	1.7E+00
3832.90	7	7	3.0E-01	5205.73	7	7	1.6E-01	3345.6	5	5	4.0E-01
3878.29	7	5	2.9E-02	5289.82	7	5	6.7E-03	3345.9	5	3	4.5E-02
3930.66	5	5	2.1E-02	5320.78	9	7	3.9E-03	6362.3	3	5	4.74E-01
3950.36	3	5	2.80E-01	5473.39	3	5	4.3E-02	11054	3	1	2.43E-01
3951.59	5	3	1.5E-02	5480.73	1	3	7.62E-02	<i>Zn II</i>			
3982.60	5	5	2.7E-01	5497.41	5	5	1.2E-01	2025.5	2	4	3.3E+00
4124.91	5	7	1.8E-02	5509.90	5	5	4.24E-02	2064.2	2	4	4.6E+00
4177.54	5	5	5.27E-01	5544.61	3	1	1.8E-01	2099.9	4	6	5.6E+00
4199.27	3	5	5.36E-03	5546.01	5	3	5.8E-02	2102.2	4	4	9.3E-01
4204.69	1	3	2.20E-02	5728.89	5	5	3.0E-02	4911.6	4	6	1.6E+00
4235.73	5	5	2.3E-02	6613.74	5	7	1.7E-02				
4309.62	7	5	1.29E-01	6832.48	5	5	3.3E-03				
4358.73	3	3	5.55E-02	7264.16	5	3	1.3E-02				

ELECTRON AFFINITIES

Thomas M. Miller

Electron affinity is defined as the energy difference between the lowest (ground) state of the neutral and the lowest state of the corresponding negative ion. The accuracy of electron affinity measurements has been greatly improved since the advent of laser photodetachment experiments with negative ions. Electron affinities can be determined with optical precision, though a detailed understanding of atomic and molecular states and splittings is required to specify the photodetachment threshold corresponding to the electron affinity.

Atomic and molecular electron affinities are discussed in two excellent articles reviewing photodetachment studies which appear in *Gas Phase Ion Chemistry*, Vol. 3, Bowers, M. T., Ed., Academic Press, Orlando, 1984: Chapter 21 by Drzaic, P. S., Marks, J., and Brauman, J. I., "Electron Photodetachment from Gas Phase Negative Ions," p. 167, and Chapter 22 by Mead, R. D., Stevens, A. E., and Lineberger, W. C., "Photodetachment in Negative Ion Beams," p. 213. Persons interested in photodetachment details should consult these articles and the critical reviews of Andersen, T., Haugen, H. K., and Hotop, H., *J. Phys. Chem. Ref. Data*, 28, 1511, 1999, Hotop, H. and Lineberger, W. C., *J. Phys. Chem. Ref. Data*, 14, 731, 1985, and Andersen, T., Haugen, H. K., and Hotop, H., *J. Phys. Chem. Ref. Data* 28, 1511, 1999. For simplicity in the tables below, any electron affinity which was discussed in the articles by Drzaic et al. or Hotop and Lineberger is referenced to these sources, where original references are given. The develop-

ment of cluster-ion photodetachment apparatuses has brought an explosion of electron affinity estimates for atomic and molecular clusters. The policy in this tabulation is to list the electron affinities for the atoms, diatoms, and triatoms, if adiabatic electron affinities have been determined, but to refer the reader to original sources for higher-order clusters. Additional data on molecular electron affinities may be found in Lias, S. G., Bartmess, J. E., Liebman, J. F., Holmes, J. L., Levin, R. D., and Mallard, W. G., *Gas Phase Ion and Neutral Thermochemistry*, *J. Phys. Chem. Ref. Data*, 17, (Supplement No. 1), 1988 and on the NIST WebBook at the Internet address <http://webbook.nist.gov/>.

For the present tabulation the 2002 CODATA value $e/hc = 8065.54445 \pm 0.00069 \text{ cm}^{-1} \text{ eV}^{-1}$ (<http://physics.nist.gov>) has been used to convert electron affinities from the units used in spectroscopic work, cm^{-1} , into eV for these tables. The 86 ppb uncertainty in e/hc is insignificant compared to uncertainties in the electron affinity measurements.

Abbreviations used in the tables: calc = calculated value; PT = photodetachment threshold using a lamp as a light source; LPT = laser photodetachment threshold; LPES = laser photoelectron spectroscopy; DA = dissociative attachment; attach = electron attachment/detachment equilibrium; e-scat = electron scattering; kinetic = dissociation kinetics; Knud=Knudsen cell; CT = charge transfer; CD = collisional detachment; and ZEKE = zero electron kinetic energy spectroscopy.

TABLE 1. Atomic Electron Affinities

Atomic number	Atom	Electron affinity in eV	Uncertainty in eV	Method	Ref.	
1	H	0.754195	0.000019	LPT	89	
		0.75420812	-	calc	205	
	D	0.754593	0.000074	LPT	89	deuterium
	D	0.75465624	-	calc	205	deuterium
	T	0.75480540	-	calc	205	tritium
2	He	not stable	-	calc	1	
3	Li	0.618049	0.000020	LPT	185	
4	Be	not stable	-	calc	1	
5	B	0.279723	0.000025	LPES	191	
6	C	1.262119	0.000020	LPT	28	
7	N	not stable	-	DA	1	
8	O	1.4611096	0.0000007	LPT	4	
9	F	3.4011895	0.0000025	LPT	227	
10	Ne	not stable	-	calc	1	
11	Na	0.547926	0.000025	LPT	1	
12	Mg	not stable	-	e-scat	1	
13	Al	0.43283	0.00005	LPES	208	
14	Si	1.3895220	0.0000024	LPES	227	
15	P	0.7465	0.0003	LPT	1	
16	S	2.077103	0.000001	LPT	1	
17	Cl	3.612724	0.000027	LPT	52	
18	Ar	not stable	-	calc	1	
19	K	0.50147	0.00010	LPT	1	
20	Ca	0.02455	0.00010	LPT	44	
21	Sc	0.188	0.020	LPES	1	
22	Ti	0.079	0.014	LPES	1	
23	V	0.525	0.012	LPES	1	
24	Cr	0.666	0.012	LPES	1	

Atomic number	Atom	Electron affinity in eV	Uncertainty in eV	Method	Ref.
25	Mn	not stable	-	calc	1
26	Fe	0.151	0.003	LPES	27
27	Co	0.662	0.003	LPES	27
28	Ni	1.156	0.010	LPES	1
29	Cu	1.235	0.005	LPES	37
30	Zn	not stable	-	e-scat	1
31	Ga	0.43	0.03	LPES	183
32	Ge	1.232712	0.000015	LPES	28
33	As	0.814	0.008	LPES	200
34	Se	2.020670	0.000025	LPT	1
35	Br	3.363588	0.000002	LPT	74
36	Kr	not stable	-	calc	1
37	Rb	0.48592	0.00002	LPT	1
38	Sr	0.048	0.006	LPT	122
39	Y	0.307	0.012	LPES	1
40	Zr	0.426	0.014	LPES	1
41	Nb	0.893	0.025	LPES	1
42	Mo	0.748	0.002	LPES	127
43	Tc	0.55	0.20	calc	1
44	Ru	1.05	0.15	calc	1
45	Rh	1.137	0.008	LPES	1
46	Pd	0.562	0.005	LPES	116
47	Ag	1.302	0.007	LPES	1
48	Cd	not stable	-	e-scat	1
49	In	0.3	0.2	PT	1
50	Sn	1.112067	0.000015	LPES	28
51	Sb	1.046	0.005	LPES	108
52	Te	1.970876	0.000007	LPT	261
53	I	3.059037	0.000010	LPT	92
54	Xe	not stable	-	calc	1
55	Cs	0.471626	0.000025	LPT	1
56	Ba	0.14462	0.00006	LPT	195
57	La	0.47	0.02	LPT	184
58	Ce	0.955	0.026	LPES	269
59	Pr	0.962	0.024	LPES	225
63	Eu	0.864	0.024	LPES	268
69	Tm	1.029	0.022	LPES	264
70	Yb	-0.020	-	calc	196
71	Lu	0.34	0.01	LPT	223
72	Hf	»0	-	calc	1
73	Ta	0.322	0.012	LPES	1
74	W	0.815	0.002	LPES	37
75	Re	0.15	0.15	calc	1
76	Os	1.1	0.2	calc	1
77	Ir	1.5638	0.0005	LPT	141
78	Pt	2.128	0.002	LPT	1
79	Au	2.30863	0.00003	LPT	1
80	Hg	not stable	-	e-scat	1
81	Tl	0.2	0.2	PT	1
82	Pb	0.364	0.008	LPES	1
83	Bi	0.942362	0.000013	LPT	262
84	Po	1.9	0.3	calc	1
85	At	2.8	0.2	calc	1
86	Rn	not stable	-	calc	1
87	Fr	0.46	-	calc	82
88	Ra	0.10	-	calc	273
89	Ac	0.35	-	calc	207
118	ekaradon	0.056	0.01	calc	140
121	ekaactinium	0.57	-	calc	207

TABLE 2. Electron Affinities for Diatomic Molecules

Molecule	Electron affinity in eV	Uncertainty in eV	Method	Ref.	Molecule	Electron affinity in eV	Uncertainty in eV	Method	Ref.
Ag ₂	1.023	0.007	LPES	37	MnH	0.869	0.010	LPES	9
AgO	1.654	0.002	LPES	233	MnO	1.375	0.010	LPES	158
Al ₂	1.10	0.15	LPES	68	MoO	1.290	0.006	LPES	127
AlO	2.60	0.02	LPES	143	NH	0.370	0.004	LPT	32
AlP	2.043	0.020	LPES	218	NO	0.026	0.005	LPES	73
AlS	2.60	0.03	LPES	129	NRh	1.51	0.02	LPES	206
As ₂	0.739	0.008	LPES	200	NS	1.194	0.011	LPES	2
AsH	1.0	0.1	PT	2	Na ₂	0.430	0.015	LPES	104
AsO	1.286	0.008	LPES	198	NaBr	0.788	0.010	LPES	30
Au ₂	1.938	0.007	LPES	37	NaCl	0.727	0.010	LPES	30
AuO	2.374	0.007	LPES	282	NaF	0.520	0.010	LPES	30
AuPd	1.88	—	LPES	220	NaI	0.865	0.010	LPES	30
AuS	2.469	0.006	LPES	282	NaK	0.465	0.030	LPES	104
BN	3.160	0.005	LPES	189	NbO	1.29	0.02	LPES	174
BO	2.508	0.008	LPES	6	Ni ₂	0.926	0.010	LPES	112
BeH	0.7	0.1	PT	2	NiCu	0.889	0.010	LPES	128
Bi ₂	1.271	0.008	LPES	119	NiAg	0.979	0.010	LPES	128
Br ₂	2.55	0.10	CT	2	NiD	0.477	0.007	LPES	29
BrO	2.353	0.006	LPES	88	NiH	0.481	0.007	LPES	29
C ₂	3.269	0.006	LPES	87	NiO	1.470	0.003	LPES	146
CH	1.238	0.008	LPES	2	O ₂	0.450	0.002	LPES	222
CN	3.862	0.004	LPES	111	OD	1.825533	0.000037	LPT	142
CRh	1.46	0.02	LPES	206	OH	1.8276487	0.000011	LPT	226
CS	0.205	0.021	LPES	2	ORh	1.58	0.02	LPES	206
CaH	0.93	0.05	PT	2	P ₂	0.589	0.025	LPES	42
Cl ₂	2.38	0.10	CT	2	PH	1.027	0.006	LPES	281
ClO	2.275	0.006	LPES	88	PO	1.092	0.010	LPES	2
Co ₂	1.110	0.008	LPES	27	Pb ₂	1.366	0.010	LPES	117
CoD	0.680	0.010	LPES	29	PbO	0.722	0.006	LPES	105
CoH	0.671	0.010	LPES	29	PbS	1.049	0.010	LPES	228
Cr ₂	0.505	0.005	LPES	114	Pd ₂	1.685	0.008	LPES	112
CrD	0.568	0.010	LPES	29	PdCO	0.604	0.010	LPES	160
CrH	0.563	0.010	LPES	29	PdO	1.570	0.006	LPES	290
CrO	1.221	0.006	LPES	5	Pt ₂	1.898	0.008	LPES	112
Cs ₂	0.469	0.015	LPES	104	PtN	1.240	0.010	LPES	46
CsCl	0.455	0.010	LPES	30	Rb ₂	0.498	0.015	LPES	104
CsO	0.273	0.012	LPES	133	RbCl	0.544	0.010	LPES	30
Cu ₂	0.836	0.006	LPES	37	RbCs	0.478	0.020	LPES	104
CuO	1.777	0.006	LPES	118	Re ₂	1.571	0.008	LPES	33
F ₂	3.08	0.10	CT	2	S ₂	1.670	0.015	LPES	53
FO	2.272	0.006	LPES	88	SD	2.315	0.002	LPES	10
Fe ₂	0.902	0.008	LPES	27	SF	2.285	0.006	LPES	93
FeD	0.932	0.015	LPES	9	SH	2.314343	0.000004	LPT	47
FeH	0.934	0.011	LPES	9	SO	1.125	0.005	LPES	84
FeO	1.493	0.005	LPES	45	Sb ₂	1.282	0.008	LPES	108
GaAs	1.949	0.020	LPES	218	ScO	1.35	0.02	LPES	171
GaO	2.612	0.008	LPES	279	Se ₂	1.94	0.07	LPES	38
GaP	1.988	0.020	LPES	218	SeH	2.212519	0.000025	LPT	48
Ge ₂	2.035	0.001	LPES	123	SeO	1.456	0.020	LPES	41
I ₂	2.55	0.05	CT	2	Si ₂	2.201	0.010	LPES	100
IBr	2.55	0.10	CT	2	SiF	0.81	0.02	LPES	278
IO	2.378	0.006	LPES	88	SiH	1.277	0.009	LPES	2
InP	1.845	0.020	LPES	218	SiN	2.949	0.008	LPES	274
K ₂	0.497	0.012	LPES	104	Sn ₂	1.962	0.010	LPES	117
KBr	0.642	0.010	LPES	30	SnO	0.598	0.006	LPES	168
KCl	0.582	0.010	LPES	30	SnPb	1.569	0.008	LPES	117
KCs	0.471	0.020	LPES	104	Te ₂	1.92	0.07	LPES	38
KI	0.728	0.010	LPES	30	TeH	2.102	0.015	LPES	39
KRb	0.486	0.020	LPES	104	TeO	1.697	0.022	LPES	40
LiCl	0.593	0.010	LPES	30	TiO	1.30	0.03	LPES	172
LiD	0.337	0.012	LPES	102	VO	1.229	0.008	LPES	170
LiH	0.342	0.012	LPES	102	YO	1.35	0.02	LPES	171
MgCl	1.589	0.011	LPES	31	ZnF	1.974	0.008	LPES	179
MgH	1.05	0.06	PT	2	ZnH	<0.95	—	PT	2
MgI	1.899	0.018	LPES	31	ZnO	2.087	0.008	LPES	179
MgO	1.630	0.025	LPES	178	ZrO	1.3	0.3	LPES	173
MnD	0.866	0.010	LPES	9					

TABLE 3. Electron Affinities for Triatomic Molecules

Molecule	Electron affinity in eV	Uncertainty in eV	Method	Ref.	Molecule	Electron affinity in eV	Uncertainty in eV	Method	Ref.
Ag ₃	2.32	0.05	LPES	37	Ge ₃	2.23	0.01	LPES	123
AgCN	1.588	0.010	LPES	163	GeH ₂	1.097	0.015	LPES	28
Al ₃	1.4	0.15	LPES	68	HCO	0.313	0.005	LPES	35
AlO ₂	4.23	0.02	LPES	143	HCl ₂	4.896	0.005	LPES	69
AlP ₂	1.933	0.007	LPES	217	HNO	0.338	0.015	LPES	14
Al ₂ P	2.513	0.020	LPES	217	HO ₂	1.078	0.006	LPES	15
Al ₂ S	0.80	0.12	LPES	129	HS ₂	1.907	0.015	LPES	53
As ₃	1.45	0.03	LPES	200	I ₃	4.226	0.013	LPES	162
AsH ₂	1.27	0.03	PT	2	InP ₂	1.61	0.05	LPES	137
Au ₃	3.7	0.3	LPES	37	In ₂ P	2.36	0.05	LPES	137
AuBr ₂	4.46	0.07	LPES	294	K ₃	0.956	0.050	LPES	18
AuCl ₂	4.60	0.07	LPES	294	MnD ₂	0.465	0.014	LPES	34
AuI ₂	4.18	0.07	LPES	294	MnH ₂	0.444	0.016	LPES	34
Au ₂ H	3.55	0.03	LPES	276	MnO ₂	2.06	0.03	LPES	158
Au ₂ Pd	3.80	—	LPES	220	N ₃	2.70	0.12	PT	2
BO ₂	4.3	0.2	CT	98	N ₃	2.68	0.01	LPT	255
B ₂ N	3.098	0.005	LPES	193	NCN	2.484	0.006	LPES	154
B ₃	2.82	0.02	LPES	221	NCO	3.609	0.005	LPES	111
Bi ₃	1.60	0.03	LPES	119	NCS	3.537	0.005	LPES	111
C ₃	1.981	0.020	LPES	11	NH ₂	0.771	0.005	LPES	58
CBr ₂	1.88	0.07	LPES	235	N ₂ O	-0.03	0.10	calc	59
CCl ₂	1.59	0.07	LPES	235	NO ₂	2.273	0.005	LPES	63
CD ₂	0.645	0.006	LPES	12	(NO)R	R=Ar,Kr,Xe	—	LPES	90
CDF	0.535	0.005	LPES	95	Na ₃	1.019	0.060	LPES	18
CF ₂	0.180	0.020	LPES	235	NaCS ₂	0.80	0.05	LPES	278
CH ₃	0.652	0.006	LPES	12	Na ₂ CS ₂	0.25	0.05	LPES	278
CHBr	1.454	0.005	LPES	95	Nb ₃	1.032	0.010	LPES	175
CHCl	1.210	0.005	LPES	95	Ni ₃	1.41	0.05	LPES	55
CHF	0.542	0.005	LPES	95	NiCN	1.771	0.010	LPES	287
CHI	1.42	0.17	LPES	95	NiCO	0.804	0.012	LPES	2
Cl ₃	2.09	0.07	LPES	235	NiD ₂	1.926	0.007	LPES	34
C ₂ Cr	2.30	1.617	0.015	271	NiH ₂	1.934	0.008	LPES	34
C ₂ H	2.969	0.006	LPES	87	NiO ₂	3.05	0.01	LPES	214
C ₂ Nb	1.380	0.025	LPES	243	NiO ₂	0.82	0.03	LPES	214
C ₂ O	2.289	0.018	LPES	180	O ₃	2.1028	0.0025	LPT	2
COS	-0.04	—	LPES	272	O ₂ Ar	0.52	0.02	LPES	75
CS ₂	0.58	0.05	LPES	278	OCLO	2.140	0.008	LPES	88
C ₂ Ti	1.542	0.020	LPES	147	OIO	2.577	0.008	LPES	88
CoD ₂	1.465	0.013	LPES	34	PH ₂	1.263	0.006	LPES	281
CoH ₂	1.450	0.014	LPES	34	P ₂ H	1.514	0.010	LPES	281
CrH ₂	>2.5	—	LPES	34	PO ₂	3.42	0.01	LPES	124
Cr ₂ D	1.464	0.005	LPES	107	Pd ₃	<1.5	0.1	LPES	55
Cr ₂ H	1.474	0.005	LPES	107	PdCN	2.543	0.007	LPES	287
CrO ₂	2.413	0.008	LPES	144	PdCO	0.606	0.010	LPES	293
CrO ₂	1.5	0.06	LPES	241	Pt ₃	1.87	0.02	LPES	55
Cs ₃	0.864	0.030	LPES	18	PtCN	3.191	0.003	LPES	287
Cu ₃	2.11	0.05	LPES	37	PtCO	1.212	0.010	LPES	293
CuCN	1.466	0.010	LPES	163	Rb ₃	0.920	0.030	LPES	18
CuCl ₂	4.35	0.05	LPES	177	ReO ₂	2.5	0.1	LPES	216
CuBr ₂	4.35	0.05	LPES	177	S ₃	2.093	0.025	LPES	16
DCO	0.301	0.005	LPES	35	SO ₂	1.107	0.008	LPES	16
DNO	0.330	0.015	LPES	14	S ₂ O	1.877	0.008	LPES	16
DO ₂	1.077	0.005	LPES	15	Sb ₃	1.85	0.03	LPES	108
DS ₂	1.912	0.015	LPES	53	SeO ₂	1.823	0.050	LPES	38
Fe ₃	1.43	0.06	LPES	149	SiF ₂	0.10	0.10	LPES	278
FeC ₂	1.9782	0.0006	LPES	254	Si ₂ F	1.99	0.28	LPES	17
FeCO	1.157	0.005	LPES	103	SiH ₂	1.124	0.020	LPES	2
FeD ₃	1.038	0.013	LPES	34	Si ₂ H	2.31	0.01	LPES	182
FeH ₂	1.049	0.014	LPES	34	Si ₃	2.29	0.02	LPES	110
FeO ₂	2.358	0.030	LPES	130	Sn ₃	2.24	0.01	LPES	289
Fe ₂ H	0.564	0.019	LPES	254	SnCN	1.922	0.006	LPES	292
Fe ₂ O	1.60	0.02	LPES	152	Ta ₃	1.36	0.03	LPES	169
GaAs ₂	1.894	0.033	LPES	192	TiO ₂	1.59	0.03	LPES	172
GaP ₂	1.666	0.041	LPES	192	V ₃	1.107	0.010	LPES	176
Ga ₂ As	2.428	0.020	LPES	192	VO ₂	2.3	0.2	CT	101
Ga ₂ P	2.481	0.015	LPES	192	WO ₂	1.958	0.050	LPES	233

OCrO
Cr(O₂)ONiO
Ni(O₂)

TABLE 4. Electron Affinities for Larger Polyatomic Molecules

Molecule	Electron affinity in eV	Uncertainty in eV	Method	Ref.	
Ag _n	<i>n</i> =1-60	—	LPES	37	
Al _n	<i>n</i> =3-32	—	LPES	68	
Al ₅	2.23	0.05	LPES	238	
Al ₂ C ₂	0.64	0.05	LPES	239	acetylide
Al ₃ C	2.56	0.06	LPES	161	
Al ₃ C ₂	2.19	0.03	LPES	244	
Al ₃ Ge ₂	2.43	0.03	LPES	244	
Al ₃ Si ₂	2.36	0.03	LPES	244	
Al ₃ O	1.00	0.15	LPES	68	
Al ₅ H ₂ O ₅	3.10	0.10	LPES	283	
Al ₅ O ₄	3.50	0.05	LPES	283	
Al _n O _m	<i>n</i> =1,2	<i>m</i> =1-5	LPES	143	
Al _n O _m	<i>n</i> =3-7	<i>m</i> =2-5	LPES	267	
Al _n P _m	<i>n</i> =1-4	<i>m</i> =1-4	LPES	217	
Al _n S _m	<i>n</i> =1-5	<i>m</i> =1-3	LPES	129	
Ar(H ₂ O) _n	<i>n</i> =2,6,7	—	LPES	77	
Ar _n Br	<i>n</i> =2-9	—	ZEKE	212	
Ar _n I	<i>n</i> =2-19	—	ZEKE	212	
As ₄	<0.8	—	LPES	200	
As ₅	≈1.7	—	LPES	200	
As ₅	≈3.5	—	LPES	253	
Au _n	<i>n</i> =1-233	—	LPES	37	
AuF ₆	7.5	estimate	CT	98	
Au ₃ Pd	2.51	—	LPES	220	
Au ₄ Pd	2.69	—	LPES	220	
Au ₆	2.06	0.02	LPES	288	
Au ₆ (CO)	2.04	0.05	LPES	288	
Au ₆ (CO) ₂	2.03	0.05	LPES	288	
Au ₆ (CO) ₃	1.95	0.05	LPES	288	
Au ₁₂ Nb	3.70	0.03	LPES	275	
Au ₁₂ Ta	3.77	0.03	LPES	275	
Au ₁₂ V	3.76	0.03	LPES	275	
B ₅	2.33	0.02	LPES	245	
BD ₃	0.027	0.014	LPES	62	
BH ₃	0.038	0.015	LPES	62	
B ₆ Li	2.3	0.1	LPES	298	
B ₃ N	2.098	0.035	LPES	193	
Bi _n	<i>n</i> =2-9	—	LPES	213	
Bi ₄	1.05	0.010	LPES	119	
Bi ₅	2.87	0.02	LPES	253	
Br(CO ₂)	3.582	0.017	LPES	131	
Br(H ₂ O) _n	<i>n</i> =1-4	—	LPES	250	
C _n	<i>n</i> =2-84	—	LPES	70	
C _n Cr	<i>n</i> =2-8	—	LPES	271	
C _n Nb	<i>n</i> =2-7	—	LPES	243	
(CO ₂) _n	<i>n</i> =1,2	—	LPES	75	
(CS) _n	<i>n</i> =2	—	LPES	75	
(CS ₂) _n	<i>n</i> =1,2	—	LPES	75	
CAI ₃ Ge	2.70	0.06	LPES	224	
CAI ₃ Si	2.77	0.06	LPES	224	
CCl ₄	≤1.14	—	CT	266	
CCoNO ₃	1.73	0.03	LPES	199	Co(CO ₂)NO
CDO ₂	3.510	0.015	LPES	109	
CF ₃	1.82	0.05	LPES	187	
CF ₃ Br	0.91	0.2	CD	2	
CF ₃ I	1.57	0.2	CD	2	
CFO ₂	4.277	0.030	LPES	131	
CHCl ₃	≤0.78	—	CT	266	
CHO ₂	3.498	0.015	LPES	109	

Molecule	Electron affinity in eV	Uncertainty in eV	Method	Ref.	
CH ₂ O ₄	2.1	0.2	PT	2	CO ₃ (H ₂ O)
CH ₂ S	0.465	0.023	LPES	53	
CD ₃ NO ₂	0.24	0.08	LPES	211	
CD ₃ O	1.559	0.004	LPES	194	
CD ₃ O ₂	1.154	0.004	LPES	188	<i>d</i> ₃ -methyl peroxy radical
CD ₃ S	1.856	0.006	LPT	2	
CD ₃ S ₂	1.748	0.022	LPES	53	
CH ₃	0.08	0.03	LPES	2	
CH ₃ I	0.11	0.02	LPES	277	
CH ₃ NO ₂	0.26	0.08	LPES	211	
CH ₃ O	1.572	0.004	LPES	194	
CH ₃ O ₂	1.161	0.005	LPES	188	methyl peroxy radical
CH ₃ S	1.867	0.004	LPES	166	
CH ₃ S ₂	1.757	0.022	LPES	53	
CH ₃ Si	0.852	0.010	LPES	97	CH ₃ -Si
CH ₃ Si	2.010	0.010	LPES	97	CH ₂ =SiH
CH ₄ N	0.432	0.015	LPES	215	
CH ₅ Si	1.19	0.04	LPT	65	CH ₃ SiH ₂
CO ₃	2.69	0.14	LPES	2	
C ₂ F ₂	2.255	0.006	LPES	106	difluorovinylidene
C ₂ DN	2.009	0.020	LPES	219	DCCN
C ₂ DN	1.877	0.010	LPES	219	DCNC
C ₂ DO	2.350	0.020	LPES	13	
C ₂ HF	1.718	0.006	LPES	106	monofluorovinylidene
C ₂ HN	2.003	0.014	LPES	219	HCCN
C ₂ HN	1.883	0.013	LPES	219	HCNC
C ₂ HO	2.338	0.008	LPES	190	
C ₂ HNPd	2.17	0.03	LPES	291	
C ₂ HPd	1.98	0.03	LPES	287	
C ₂ HPt	2.650	0.010	LPES	287	
C ₂ D ₂	0.492	0.006	LPES	83	vinylidene- <i>d</i> ₂
C ₂ HD	0.489	0.006	LPES	83	vinylidene- <i>d</i> ₁
C ₂ HFe	1.4512	0.0025	LPES	254	
C ₂ HNi	1.063	0.019	LPES	254	
C ₂ H ₂	0.490	0.006	LPES	83	vinylidene
C ₂ H ₂ FO	2.22	0.09	PT	2	acetyl fluoride enolate
C ₂ D ₂ N	1.538	0.012	LPES	21	cyanomethyl- <i>d</i> ₂ radical
C ₂ D ₂ N	1.070	0.024	LPES	21	isocyanomethyl- <i>d</i> ₂ radical
C ₂ H ₂ Fe	1.328	0.019	LPES	254	
C ₂ H ₂ N	1.543	0.014	LPES	21	cyanomethyl radical
C ₂ H ₂ N	1.059	0.024	LPES	21	isocyanomethyl radical
C ₂ H ₂ Ni	2.531	0.005	LPES	287	HNiC ₂ H
C ₂ H ₃	0.667	0.024	LPES	90	vinyl
C ₂ H ₃ Fe	1.587	0.019	LPES	254	
C ₂ H ₃ Ni	1.103	0.019	LPES	254	
C ₂ D ₃ O	1.81897	0.00012	LPT	22	acetaldehyde- <i>d</i> ₃ enolate
C ₂ H ₃ O	1.82476	0.00012	LPT	22	acetaldehyde enolate
C ₂ D ₅ O	1.699	0.004	LPES	194	ethoxide- <i>d</i> ₃
C ₂ H ₅ N	0.56	0.01	PT	2	ethyl nitrine
C ₂ H ₅ O	1.712	0.004	LPES	194	ethoxide
C ₂ H ₅ O ₂	1.186	0.004	LPES	188	ethyl peroxy radical
C ₂ H ₅ S	1.953	0.006	LPT	2	ethyl sulfide
C ₂ H ₅ S	0.868	0.051	LPES	53	CH ₃ SCH ₂
C ₂ H ₇ O ₂	2.26	0.08	PT	50	MeOHOMe
C ₃ Fe	1.69	0.08	LPES	132	
C ₃ H	1.858	0.023	LPES	11	
C ₃ HFe	1.58	0.06	LPES	132	
C ₃ H ₂	1.794	0.008	LPES	153	
C ₃ H ₂ F ₃ O	2.625	0.010	LPT	113	1,1,1-trifluoroacetone enolate
C ₃ H ₃	0.893	0.025	LPES	24	propargyl radical

Molecule	Electron affinity in eV	Uncertainty in eV	Method	Ref.	
C ₃ H ₂ D	0.88	0.15	LPES	24	propargyl- <i>d</i> ₁ radical
C ₃ D ₂ H	0.907	0.023	LPES	24	propargyl- <i>d</i> ₂ radical
C ₃ H ₃ N	1.247	0.012	LPES	21	CH ₂ CH-CN
C ₃ D ₅	0.464	0.006	LPES	138	allyl- <i>d</i> ₅
C ₃ H ₅	0.481	0.008	LPES	138	allyl
C ₃ H ₅	0.397	0.069	kinetic	155	cyclopropyl
C ₃ H ₄ D	0.373	0.019	LPES	25	allyl- <i>d</i> ₁
C ₃ H ₅ O	1.758	0.019	LPT	113	acetone enolate
C ₃ H ₅ O	1.621	0.006	LPT	113	propionaldehyde enolate
C ₃ H ₅ O ₂	1.80	0.06	PT	2	methyl acetate enolate
C ₃ H ₇ O	1.789	0.033	LPES	23	propyl oxide
C ₃ H ₇ O	1.847	0.004	LPES	194	isopropyl oxide
C ₃ H ₇ S	2.00	0.02	PT	2	propyl sulfide
C ₃ H ₇ S	2.02	0.02	PT	2	isopropyl sulfide
C ₃ O	1.34	0.15	LPES	11	
C ₃ O ₂	0.85	0.15	LPES	11	
C ₃ Ti	1.561	0.015	LPES	147	
C ₄ F ₄ Cl ₂	0.87	0.08	attach	258	1,2-dichlorotetrafluoro-cyclobutene
C ₄ F ₄ O ₃	0.5	0.2	CD	2	tetrafluorosuccinic anhydride
C ₄ F ₈	0.63	0.05	attach	256	octafluorocyclobutane
C ₄ Fe	<2.2	0.2	LPES	132	
C ₄ HFe	1.67	0.06	LPES	132	
C ₄ H ₂ Fe	1.633	0.019	LPES	254	
C ₄ H ₂ O ₃	1.44	0.10	CT	61	maleic anhydride
C ₄ H ₃ Fe	1.182	0.019	LPES	254	
C ₄ H ₃ Ni	0.824	0.019	LPES	254	
C ₄ D ₄	0.909	0.015	LPES	125	vinylvinylidene- <i>d</i> ₄
C ₄ H ₄	0.914	0.015	LPES	125	vinylvinylidene
C ₄ H ₄ N	2.145	0.010	LPES	265	pyrrolyl
C ₄ H ₄ N ₃ O	0.75	—	LPES	285	NO (pyrimidine)
C ₄ H ₅ O	1.801	0.008	LPT	113	cyclobutanone enolate
C ₄ H ₆	0.431	0.006	LPES	135	trimethylenemethane
C ₄ H ₆ O ₂	0.69	0.10	CT	61	2,3-butanedione
C ₄ H ₆ D	0.493	0.008	LPES	138	2-methylallyl- <i>d</i> ₇
C ₄ H ₇	0.505	0.006	LPES	138	2-methylallyl
C ₄ H ₇ O	1.67	0.05	PT	2	butyraldehyde enolate
C ₄ H ₅ DO	1.67	0.05	PT	2	2-butanone-3- <i>d</i> ₁ enolate
C ₄ H ₅ D ₂ O	1.75	0.06	PT	2	2-butanone-3,3- <i>d</i> ₂ enolate
C ₄ H ₉ O	1.909	0.004	LPES	194	<i>t</i> -butoxyl
C ₄ H ₉ S	2.03	0.02	PT	2	<i>n</i> -butyl sulfide
C ₄ H ₉ S	2.07	0.02	PT	2	<i>t</i> -butyl sulfide
C ₄ O	2.05	0.15	LPES	11	
C ₄ O ₂	2.0	0.2	LPES	11	
C ₄ Ti	1.494	0.020	LPES	147	
C ₅	2.853	0.001	LPT	99	
C ₅ F ₅ N	0.70	0.05	attach	259	pentafluoropyridine
C ₅ F ₆ O ₃	1.5	0.2	CD	2	hexafluoroglutaric anhydride
C ₅ HF ₄ N	0.40	0.08	attach	259	tetrafluoropyridine
C ₅ D ₅	1.790	0.008	LPES	11	cyclopentadienyl- <i>d</i> ₅
C ₅ H ₅	1.804	0.007	LPES	11	cyclopentadienyl
C ₅ H ₅ NO ₂	1.39	—	LPES	285	O ₂ (pyridine)
C ₅ H ₅ N ₂ O	0.62	—	LPES	285	NO (pyridine)
C ₅ H ₇	0.91	0.03	PT	2	pentadienyl
C ₅ H ₇ NO ₃	1.87	—	LPES	285	O ₂ (pyridine · H ₂ O)
C ₅ H ₉ O	1.598	0.007	LPT	113	cyclopentanone enolate
C ₅ H ₉ O	1.69	0.05	PT	2	3-pentanone enolate
C ₅ H ₁₁ O	1.93	0.05	LPT	2	neopentoxyl
C ₅ H ₁₁ S	2.09	0.02	PT	2	pentyl sulfide
C ₅ O ₂	1.2	0.2	LPES	11	
C ₅ Ti	1.748	0.050	LPES	147	

Molecule	Electron affinity in eV	Uncertainty in eV	Method	Ref.	
C ₆	4.180	0.001	LPT	8	
C ₆ Br ₄ O ₂	2.44	0.20	CT	2	tetrabromo-BQ
C ₆ Cl ₄ O ₂	2.78	0.10	CT	61	tetrachloro-BQ
C ₆ F ₄ O ₂	2.70	0.10	CT	61	tetrafluoro-BQ
C ₆ F ₅ Br	1.15	0.11	CT	67	pentafluorobromobenzene
C ₆ F ₅ Cl	0.75	0.05	attach	260	pentafluorochlorobenzene
C ₆ F ₅ I	1.41	0.11	CT	67	pentafluoroiodobenzene
C ₆ F ₅ NO ₂	1.52	0.11	CT	67	pentafluoro-NB
C ₆ F ₆	0.53	0.05	attach	257	hexafluorobenzene
C ₆ F ₁₀	>1.4	0.3	CT	2	perfluorocyclohexane
C ₆ H ₂ Cl ₂ O ₂	2.48	0.10	CT	61	2,6-dichloro-BQ
C ₆ H ₃ F ₂ NO ₂	1.17	0.10	CT	61	2,4-difluoro-NB
C ₆ D ₄	0.551	0.010	LPES	36	<i>o</i> -benzyne-d ₄
C ₆ H ₄	0.560	0.010	LPES	36	<i>o</i> -benzyne
C ₆ H ₄ BrNO ₂	1.16	0.10	CT	61	<i>o</i> -bromo-NB
C ₆ H ₄ BrNO ₂	1.32	0.10	CT	61	<i>m</i> -bromo-NB
C ₆ H ₄ BrNO ₂	1.29	0.10	CT	61	<i>p</i> -bromo-NB
C ₆ H ₄ ClNO ₂	1.14	0.10	CT	61	<i>o</i> -chloro-NB
C ₆ H ₄ ClNO ₂	1.28	0.10	CT	61	<i>m</i> -chloro-NB
C ₆ H ₄ ClNO ₂	1.26	0.10	CT	61	<i>p</i> -chloro-NB
C ₆ H ₄ ClO	≤2.58	0.08	PT	2	<i>o</i> -chlorophenoxide
C ₆ H ₄ FNO ₂	1.07	0.10	CT	61	<i>o</i> -fluoro-NB
C ₆ H ₄ FNO ₂	1.23	0.10	CT	61	<i>m</i> -fluoro-NB
C ₆ H ₄ FNO ₂	1.12	0.10	CT	61	<i>p</i> -fluoro-NB
C ₆ H ₄ N ₂ O ₄	1.65	0.10	CT	61	<i>o</i> -diNB
C ₆ H ₄ N ₂ O ₄	1.65	0.10	CT	61	<i>m</i> -diNB
C ₆ H ₄ N ₂ O ₄	2.00	0.10	CT	61	<i>p</i> -diNB
C ₆ H ₄ O ₂	1.860	0.005	LPES	284	1,4-benzoquinone (BQ)
C ₆ D ₅	1.092	0.020	LPES	26	phenyl-d ₅
C ₆ D ₅ N	1.44	0.02	LPES	96	phenylnitrene-d ₅
C ₆ H ₂ O ₂	1.859	0.005	LPES	232	dehydrobenzoquinone
C ₆ H ₃ O ₂	<2.18	—	LPES	232	benzoquinonide
C ₆ H ₅	1.096	0.006	LPES	26	phenyl
C ₆ H ₅ N	1.429	0.011	LPT	115	phenylnitrene
C ₆ H ₅ NO ₂	1.00	0.01	LPES	164	nitrobenzene (NB)
C ₆ H ₅ O	2.253	0.006	LPES	26	phenoxy
C ₆ H ₅ S	<2.47	0.06	PT	2	thiophenoxide
C ₆ H ₅ NH	1.70	0.03	PT	2	anilide
C ₆ H ₆ NO	0.44	—	LPES	285	NO (benzene)
C ₆ H ₆ O ₂	1.06	—	LPES	285	O ₂ (benzene)
C ₆ H ₇	<1.67	0.04	PT	2	methylchlylopentadienyl
C ₆ H ₈	0.855	0.010	LPES	203	(CH ₂) ₂ C-C(CH ₂) ₂
C ₆ H ₈ Si	1.435	0.004	LPT	65	C ₆ H ₅ SiH ₃
C ₆ H ₉	0.654	0.010	LPES	203	CH ₂ =C(CH ₃)-C(CH ₂) ₂
C ₆ H ₉ O	1.526	0.010	LPT	113	cyclohexanone enolate
C ₆ H ₁₀	0.645	0.015	LPES	126	<i>t</i> -butyl vinylidene
C ₆ H ₁₁ O	1.755	+0.05/-0.005	LPT	113	pinacolone enolate
C ₆ H ₁₁ O	1.82	0.06	PT	2	3,3-dimethylbutanone enolate
C ₆ N ₄	2.3	0.3	PT	2	TCNE
C ₇ F ₅ N	1.11	0.11	CT	67	pentafluorobenzonitrile
C ₇ F ₈	0.86	0.11	CT	67	octafluorotoluene
C ₇ F ₁₄	1.08	0.10	CT	61	perfluoromethylcyclohexane
C ₇ HF ₅ O	1.10	0.11	CT	67	pentafluorobenzaldehyde
C ₇ H ₃ N ₃ O ₄	2.16	0.10	CT	61	3,5-(NO ₂) ₂ -benzonitrile
C ₇ H ₄ F ₃ NO ₂	1.41	0.10	CT	61	<i>m</i> -trifluoromethyl-NB
C ₇ H ₄ N ₂ O ₂	1.61	0.10	CT	61	<i>o</i> -cyano-NB
C ₇ H ₄ N ₂ O ₂	1.56	0.10	CT	61	<i>m</i> -cyano-NB
C ₇ H ₄ N ₂ O ₂	1.72	0.10	CT	61	<i>p</i> -cyano-NB
C ₇ H ₆ Br	1.308	0.008	LPES	167	<i>o</i> -bromobenzyl
C ₇ H ₆ Br	1.307	0.008	LPES	167	<i>m</i> -bromobenzyl

Molecule	Electron affinity in eV	Uncertainty in eV	Method	Ref.	
C ₇ H ₆ Br	1.229	0.008	LPES	167	<i>p</i> -bromobenzyl
C ₇ H ₆ Cl	1.257	0.008	LPES	167	<i>o</i> -chlorobenzyl
C ₇ H ₆ Cl	1.272	0.008	LPES	167	<i>m</i> -chlorobenzyl
C ₇ H ₆ Cl	1.174	0.008	LPES	167	<i>p</i> -chlorobenzyl
C ₇ H ₆ F	1.091	0.008	LPES	167	<i>o</i> -fluorobenzyl
C ₇ H ₆ F	1.173	0.008	LPES	167	<i>m</i> -fluorobenzyl
C ₇ H ₆ F	0.937	0.008	LPES	167	<i>p</i> -fluorobenzyl
C ₇ H ₆ FO	2.218	0.010	LPT	2	<i>m</i> -fluoroacetophenone enolate
C ₇ H ₆ FO	2.176	0.010	LPT	2	<i>p</i> -fluoroacetophenone enolate
C ₇ H ₆ FeO ₃	0.990	0.10	CT	120	η ₄ -1,3-butadiene-Fe(CO) ₃
C ₇ H ₆ N ₂ O ₄	1.77	0.05	PT	60	3,4-dinitrotoluene
C ₇ H ₆ N ₂ O ₄	1.77	0.05	PT	60	2,3-dinitrotoluene
C ₇ H ₆ N ₂ O ₄	1.60	0.05	PT	60	2,4-dinitrotoluene
C ₇ H ₆ N ₂ O ₄	1.55	0.05	PT	60	2,6-dinitrotoluene
C ₇ H ₆ O ₂	1.85	0.10	CT	61	<i>o</i> -CH ₃ -BQ
C ₇ H ₇	0.912	0.006	LPES	26	benzyl
C ₇ H ₇	0.868	0.006	LPES	136	1-quadricyclanide
C ₇ H ₇	0.962	0.006	LPES	136	2-quadricyclanide
C ₇ H ₇	1.286	0.006	LPES	136	norbornadienide
C ₇ H ₇	0.39	0.04	LPES	136	cycloheptatrienide
C ₇ H ₇	3.046	0.006	LPES	136	1-(1,6-heptadiynide)
C ₇ H ₇	>1.140	0.006	LPES	136	3-(1,6-heptadiynide)
C ₇ H ₇ NO ₂	0.92	0.10	CT	61	<i>o</i> -methyl-NB
C ₇ H ₇ NO ₂	0.99	0.10	CT	61	<i>m</i> -methyl-NB
C ₇ H ₇ NO ₂	0.95	0.10	CT	61	<i>p</i> -methyl-NB
C ₇ H ₇ NO ₃	1.04	0.10	CT	61	<i>m</i> -OCH ₃ -NB
C ₇ H ₇ NO ₃	0.91	0.10	CT	61	<i>p</i> -OCH ₃ -NB
C ₇ H ₇ O	<2.36	0.06	PT	2	<i>o</i> -methyl phenoxide
C ₇ H ₇ O	2.14	0.02	PT	50	benzyloxyde
C ₇ H ₈ FO	<3.05	0.06	PT	50	PhCH ₂ OHf
C ₇ H ₉	1.27	0.03	PT	2	heptatrienyl
C ₇ H ₉ O	1.61	0.05	PT	2	2-norbornanone enolate
C ₇ H ₉ Si	1.33	0.04	LPT	65	C ₆ H ₅ (CH ₃)SiH
C ₇ H ₁₁ O	1.598	0.007	LPT	113	cycloheptanone enolate
C ₇ H ₁₁ O	1.49	0.04	PT	2	2,5-dimethyl- cyclopentanone enolate
C ₇ H ₁₃ O	1.72	0.06	PT	2	4-heptanone enolate
C ₇ H ₁₃ O	1.46	0.04	PT	2	diisopropyl ketone enolate
C ₈ F ₁₄ N ₂	1.89	0.10	CT	51	1,4-(CN) ₂ C ₆ F ₄
C ₈ H ₃ F ₅ O	0.88	0.11	CT	67	pentafluoroacetophenone
C ₈ H ₃ F ₆ NO ₂	1.79	0.10	CT	61	3,5-(CF ₃) ₂ -NB
C ₈ H ₄ F ₃ N	0.70	0.05	attach	263	<i>o</i> -trifluoromethylbenzonitrile
C ₈ H ₄ F ₃ N	0.67	0.05	attach	263	<i>m</i> -trifluoromethylbenzonitrile
C ₈ H ₄ F ₃ N	0.83	0.05	attach	263	<i>p</i> -trifluoromethylbenzonitrile
C ₈ H ₄ O ₃	1.21	0.10	CT	61	phthalic anhydride
C ₈ H ₆	1.044	0.008	LPES	148	
C ₈ H ₇	1.091	0.008	LPES	134	
C ₈ H ₇ O	2.057	0.010	PT	2	acetophenone enolate
C ₈ H ₇ O	2.10	0.08	LPT	2	phenylacetaldehyde enolate
C ₈ H ₈	0.55	0.02	CT	134	cyclooctatetraene
C ₈ H ₈	0.919	0.008	LPES	139	<i>m</i> -xylylene
C ₈ H ₉ NO ₂	1.21	0.05	PT	60	3,5-dimethyl-NB
C ₈ H ₉ NO ₂	2.61	0.05	PT	60	2,6-dimethyl-NB
C ₈ H ₉ NO ₂	0.86	0.10	CT	61	2,3-dimethyl-NB
C ₈ H ₁₃ O	1.63	0.06	PT	2	cyclooctanone enolate
C ₈ S ₂	0.049	0.005	LPES	230	bithiophene
C ₉ H ₈ FeO ₃	0.76	0.10	CT	120	η ₄ -1,3-cyclohexadiene-Fe(CO) ₃
C ₉ H ₉ O	2.030	0.010	LPT	2	<i>m</i> -methylacetophenone enolate
C ₉ H ₉ SiN	1.43	0.10	PT	2	trimethylsilylnitrene
C ₉ H ₁₁ NO ₂	0.70	0.10	CT	61	2,4,6-trimethyl-NB

Molecule	Electron affinity in eV	Uncertainty in eV	Method	Ref.	
C ₉ H ₁₅ O	1.69	0.06	PT	2	cyclononane enolate
C ₁₀ H ₄ C ₁₂ O ₂	2.19	0.10	CT	61	2,3-dichloro-1,4-naphthoquinone
C ₁₀ H ₆ N ₂ O ₄	1.78	0.10	CT	61	1,3-dinitronaphthalene
C ₁₀ H ₆ N ₂ O ₄	1.77	0.10	CT	61	1,5-dinitronaphthalene
C ₁₀ H ₆ O ₂	1.81	0.10	CT	61	1,4-naphthoquinone
C ₁₀ H ₇	1.403	0.015	LPES	197	1-naphthyl radical
C ₁₀ H ₇ NO ₂	1.23	0.10	CT	61	1-nitronaphthalene
C ₁₀ H ₇ NO ₂	1.18	0.10	CT	61	2-nitronaphthalene
C ₁₀ H ₈	0.790	0.008	LPES	230	azulene
C ₁₀ H ₈ CrO ₃	0.93	0.10	CT	120	η ₄ -1,3,5-cycloheptatriene Cr(CO) ₃
C ₁₀ H ₈ FeO ₃	0.98	0.10	CT	120	η ₄ -1,3,5-cycloheptatriene-Fe(CO) ₃
C ₁₀ H ₈ NO	0.66	—	LPES	285	NO ⁻ (naphthalene)
C ₁₀ H ₈ O ₂	1.41	—	LPES	285	O ₂ (naphthalene)
C ₁₀ H ₁₀ O ₃	2.09	—	LPES	285	O ₂ (naphthalene · H ₂ O)
C ₁₀ H ₁₂ O ₄	2.72	—	LPES	285	O ₂ (naphthalene · (H ₂ O) ₂)
C ₁₀ H ₁₇ O	1.83	0.06	PT	2	cyclodecanone enolate
C ₁₁ H ₈ FeO ₃	1.29	0.10	CT	120	η ₄ -1,3-butadiene-Fe(CO) ₃
C ₁₂ F ₁₀	0.82	0.11	CT	67	decafluorobiphenyl
C ₁₂ H ₄ N ₄	2.8	0.3	CD	2	TCNQ
C ₁₂ H ₉	1.07	0.10	PT	2	perinaphthenyl
C ₁₂ H ₁₂ NO	0.79	—	LPES	285	NO(benzene) ₂
C ₁₂ H ₁₅ O	2.032	0.010	LPT	2	<i>t</i> -butylacetophenone enolate
C ₁₂ H ₂₁ O	1.90	0.07	PT	2	cyclododecanone enolate
C ₁₃ F ₁₀ O	1.52	0.11	CT	67	decafluorobenzophenone
C ₁₃ H ₉ FO	0.64	0.10	CT	61	4-fluorobenzophenone
C ₁₃ H ₁₀ O	0.62	0.10	CT	61	benzophenone
C ₁₄ H ₉ NO ₂	1.43	0.10	CT	61	9-nitroanthracene
C ₁₄ H ₁₀	0.530	0.005	LPES	286	anthracene
C ₁₄ H ₁₂ O	0.770	0.005	LPES	286	anthracene · H ₂ O
(C ₁₄ H ₁₀) _n	n=1-16	—	LPES	231	anthracene clusters
C ₁₆ H ₁₀	0.406	0.010	LPES	270	pyrene
C ₁₈ H ₁₂	1.04	0.10	CT	66	tetracene
C ₂₀ H ₁₂	0.79	0.10	CT	66	benz[a]pyrene
C ₂₀ H ₁₂	0.973	0.005	LPES	236	perylene
C ₂₀ H ₁₆ NO	1.06	—	LPES	285	NO(naphthalene) ₂
C ₂₂ H ₁₄	1.35	0.10	CT	66	pentacene
C ₄₄ Cl ₂₈ FeN ₄	2.59	0.11	CT	186	FeTPPCl ₂₈
C ₄₄ Cl ₈ F ₂₀ FeN ₄	3.21	0.03	CT	186	FeTPPβCl ₈
C ₄₄ Cl ₉ F ₂₀ FeN ₄	3.35	0.03	CT	186	FeTPPF ₂₀ βCl ₈ Cl
C ₄₄ H ₈ F ₂₀ FeN ₄	2.15	0.15	CT	186	FeTPPF ₂₀
C ₄₄ H ₈ ClF ₂₀ FeN ₄	3.14	0.03	CT	186	FeTPPF ₂₀ Cl
C ₄₄ H ₈ Cl ₂ FeN ₄	2.93	0.23	CT	186	FeTPPoCl ₂₀ Cl
C ₄₄ H ₁₂ Cl ₁₇ FeN ₄	3.14	0.03	CT	186	FeTPPoCl ₈ βCl ₈ Cl
C ₄₄ H ₂₀ Cl ₈ FeN ₄	1.86	0.03	CT	186	FeTPPoCl ₈
C ₄₄ H ₂₀ Cl ₉ FeN ₄	2.10	0.19	CT	186	FeTPPoCl ₈ Cl
C ₄₄ H ₂₈ FeN ₄	1.87	0.03	CT	186	iron tetraphenylporphyrin (FeTPP)
C ₄₄ H ₂₈ NiN ₄	1.51	0.01	CT	186	nickel tetraphenylporphyrin (NiTPP)
C ₄₄ H ₂₈ ClFeN ₄	2.15	0.15	CT	186	FeTPPCl
C ₄₄ H ₃₀ N ₄	1.69	0.01	CT	186	H ₂ tetraphenylporphyrin
C ₄₅ H ₂₉ NiN ₄ O	1.74	0.01	CT	186	NiTPPCHO
C ₅₂ H ₃₉ FeN ₇ O	1.97	0.03	CT	186	FeTPP-val
C ₆₀	2.65	0.05	LPT	201	
C ₆₀ F ₂	2.74	0.07	Knud	202	
C ₆₄ H ₆₄ FeN ₈ O ₄	2.07	0.03	CT	186	FeTPP-piv
C ₇₀ F ₂	2.80	0.07	Knud	202	
(benzene) _n	n=53-124	—	LPES	248	
(toluene) _n	n=33-139	—	LPES	248	
CeF ₄	3.8	0.4	CT	98	
Cl(CO ₂)	3.907	0.010	LPES	131	
Cl(H ₂ O)	n=1-4	—	LPES	250	

Molecule	Electron affinity in eV	Uncertainty in eV	Method	Ref.
Co _n	<i>n</i> =1-108	—	LPES	251
CoBr ₃	4.6	0.1	LPES	249
CoCl ₃	4.7	0.1	LPES	249
CoF ₄	6.4	0.3	CT	98
Cr(CO) ₃	1.349	0.006	LPES	94
CrO ₃	3.66	0.02	LPES	241
CrO ₄	4.98	0.09	LPES	241
CrO ₅	4.4	0.1	LPES	241
CsO ₄	2.5	0.2	LPES	252
Cu _n	<i>n</i> =1-411	—	LPES	37
CuBr ₂	4.35	0.05	LPES	237
Cu _n (CN) _m	<i>n</i> =1-6	<i>m</i> =1-6	LPES	159
CuCl ₂	4.35	0.05	LPES	237
F(H ₂ O) _n	<i>n</i> =1-4	—	LPES	242
F(H ₂ O) _n	<i>n</i> =1-4	—	LPES	250
Fe _n	<i>n</i> =3-34	—	LPES	149
Fe(CO) ₂	1.22	0.02	LPES	2
Fe(CO) ₃	1.8	0.2	LPES	2
Fe(CO) ₄	2.4	0.3	LPES	2
FeBr ₃	4.26	0.06	LPES	249
FeBr ₄	5.50	0.08	LPES	249
FeCl ₃	4.22	0.06	LPES	249
FeCl ₄	6.00	0.08	LPES	249
FeF ₃	3.6	0.1	CT	98
FeF ₄	6.0	estimate	CT	98
Fe ₂ H ₂	0.942	0.019	LPES	254
Fe _n O _m	<i>n</i> =1-4	<i>m</i> =1-6	LPES	152
Ga ₂ As ₃	2.783	0.024	LPES	192
Ga _x As _y	<i>n</i> =2-50	<i>n</i> = <i>x</i> + <i>y</i>	LPES	229
Ga ₂ P ₃	2.991	0.026	LPES	192
Ge _n	<i>n</i> =3-15	—	LPES	71
Ge _x As _y	<i>n</i> =5-30	<i>n</i> = <i>x</i> + <i>y</i>	LPES	72
GeH ₃	<1.74	0.04	PT	2
H(NH ₃) _n	<i>n</i> =1,2	—	LPES	76
HNO ₃	0.57	0.15	CD	2
(H ₂ O) _n	<i>n</i> =2-19	—	LPES	77
I(CO) ₂	3.225	0.001	LPES	131
I(H ₂ O) _n	<i>n</i> =1-4	—	LPES	250
In _x P _y	<i>n</i> =2-8	<i>n</i> = <i>x</i> + <i>y</i>	LPES	137
IrF ₄	4.7	0.3	CT	98
IrF ₆	6.5	0.4	CT	98
K _n	<i>n</i> =2-7	—	LPES	18
KO ₄	2.8	0.2	LPES	252
LiO ₄	3.3	0.2	LPES	252
MnBr ₃	5.03	0.06	LPES	249
MnCl ₃	5.07	0.06	LPES	249
MnF ₄	5.5	0.2	CT	98
MnO ₃	3.335	0.010	LPES	158
Mo(CO) ₃	1.337	0.006	LPES	94
MoF ₅	3.5	0.2	CT	98
MoF ₆	3.8	0.2	CT	98
MoO ₃	3.17	0.02	LPES	280
Mo ₂ O ₂	2.24	0.02	LPES	280
Mo ₂ O ₃	2.33	0.07	LPES	280
Mo ₂ O ₄	2.13	0.04	LPES	280
N ₂ CD	2.622	0.005	LPES	154
N ₂ CH	2.622	0.005	LPES	154
(NH ₃) _n	<i>n</i> =41-1100	—	LPES	77
NH ₂ (NH ₃) _n	<i>n</i> =1,2	—	LPES	78
NO(H ₂ O) _n	<i>n</i> =1,2	—	LPES	75

NCND
NCNH

Molecule	Electron affinity in eV	Uncertainty in eV	Method	Ref.	
NO ₃	3.937	0.014	LPES	85	
NO ₃ (H ₂ O) _n	n=0-6	—	LPES	240	
NO(N ₂ O) _n	n=1,2	—	LPES	79	
(NO) ₂	>2.1	—	LPES	75	
(N ₂ O) _n	n=1,2	—	LPES	81	
Na _n	n=2-5	—	LPES	18	
(NaF) _n	n=1-7,12	—	LPES	64	
Na(NaF) _n	n=5,7-12	—	LPES	64	
NaO ₄	3.1	0.2	LPES	252	
NaO ₅	3.2	0.2	LPES	252	
NaSO ₃	2.3	0.2	LPES	252	
Nb _n	n=6-17	—	LPES	181	
Nb ₈	1.513	0.008	LPES	157	
Nb ₃ O	1.393	0.006	LPES	169	
Ni _n	n=1-100	—	LPES	247	
Ni _n (benzene) _m	n=1-3	m=1,2	LPES	295	
NiBr ₃	4.94	0.08	LPES	249	
NiCl ₃	5.20	0.08	LPES	249	
Ni(CO) ₂	0.643	0.014	LPES	2	
Ni(CO) ₃	1.077	0.013	LPES	2	
Ni(CO)H	1.126	0.010	LPES	293	HNiCO
OH(H ₂ O)	<2.95	0.15	PT	2	
OH(NH ₃)	2.35	0.07	LPES	234	
OH(N ₂ O)	2.14	0.02	LPES	209	
OH(N ₂ O) _n	n=1-5	—	LPES	209	
OsF ₄	3.9	0.3	CT	98	
OsF ₆	6.0	0.3	CT	98	
P ₅	3.88	0.03	LPES	253	
PBr ₃	1.59	0.15	CD	2	
PBr ₂ Cl	1.63	0.20	CD	2	
PCl ₂ Br	1.52	0.20	CD	2	
PCl ₃	0.82	0.10	CD	2	
PF ₅	0.75	0.15	CT	121	
PO ₃	4.95	0.06	LPES	156	
POCl ₂	3.83	0.25	CD	2	
POCl ₃	1.41	0.20	CD	2	
PtF ₄	5.5	0.3	CT	98	
PtF ₆	7.0	0.4	CT	98	
ReF ₆	4.7	estimate	CT	98	
ReO ₃	3.6	0.1	LPES	216	
RhF ₄	5.4	0.3	CT	98	
RuF ₄	4.8	0.3	CT	98	
RuF ₅	5.2	0.4	CT	98	
RuF ₆	7.5	0.3	CT	98	
SF ₄	1.5	0.2	CT	91	
SF ₅	4.23	0.12	e-scat	204	
SF ₆	1.05	0.10	CT	56	
SO ₃	1.97	0.10	LPES	165	
(SO ₂) ₂	0.6	0.2	LPES	80	
Sb _n	n=2-9	—	LPES	213	
Sb ₅	3.46	0.03	LPES	253	
ScBr ₄	6.13	0.08	LPES	249	
ScCl ₄	6.89	0.08	LPES	249	
SeF ₆	2.9	0.2	CD	2	
Si ₄	2.13	0.01	LPES	110	
Si ₅	2.59	0.02	LPES	110	
Si ₇	1.85	0.02	LPES	110	
Si _n	n=3-20	—	LPES	71	
Si ₂ C ₃	1.766	0.012	LPES	296	linear Si-C ₃ -Si

Molecule	Electron affinity	Uncertainty	Method	Ref.
	in eV	in eV		
SiD ₃	1.386	0.022	LPES	43
SiF ₃	2.41	0.22	LPES	17
SiF ₄	≤0	—	LPES	17
SiF ₅	≥4.66	—	LPES	17
Si _n F	<i>n</i> =2-11	—	LPES	17
SiH ₃	1.406	0.014	LPES	43
Si ₃ H	2.53	0.01	LPES	182
Si ₄ H	2.68	0.01	LPES	182
Si _n Na _m	<i>n</i> =4-11	<i>m</i> =1-3	LPES	210
Sn _n	<i>n</i> =1-12	—	LPES	289
SnCH ₂ CN	1.57	0.02	LPES	292
Sn(CN) ₃	2.622	0.004	LPES	292
Sn(CN)(CH ₂ CN)	2.29	0.05	LPES	292
Ta ₃ O	1.583	0.010	LPES	169
TeF ₆	3.34	0.17	CD	2
Ti _n	<i>n</i> =1-130	—	LPES	151
TiO ₃	4.2	—	LPES	172
UF ₅	3.7	0.2	CT	98
UF ₆	5.1	0.2	CT	98
UO ₃	<2.1	—	CT	98
V _n	<i>n</i> =3-65	—	LPES	150
VF ₄	3.5	0.2	CT	98
V ₂ O _n	<i>n</i> =3-7	—	LPES	246
V ₃ O	1.218	0.008	LPES	169
V ₄ O ₁₀	4.2	0.6	CT	101
W(CO) ₃	1.859	0.006	LPES	94
WF ₅	1.25	0.3	CD	18
WF ₆	>3.5	—	CT	19
WO ₃	3.33	+0.04/-0.15	LPT	86
WO ₃	3.9	0.2	CT	98

References

- Hotop, H., and Lineberger, W. C., *J. Phys. Chem. Ref. Data*, 14, 731, 1985.
- Drzaic, P. S., Marks, J., and Brauman, J. I., in *Gas Phase Ion Chemistry*, Vol. 3, Bowers, M. T., Ed., Academic Press, Orlando, 1984, p. 167. The reference for C₆H₄ClO should read "Richardson, et al., 1975c".
- Schulz, P. A., Mead, R. D., Jones, P. L., and Lineberger, W. C., *J. Chem. Phys.*, 77, 1153, 1982.
- Neumark, D. M., Lykke, K. R., Anderson, T., and Lineberger, W. C., *Phys. Rev. A*, 32, 1890, 1985. EA(O) = 11,784.645 ± 0.008 cm⁻¹.
- Wenthold, P. G., Gunion, R. F., and Lineberger, W. C., *Chem. Phys. Lett.*, 258, 101, 1996.
- Wenthold, P. G., Kim, J. B., Jonas, K. L., and Lineberger, W. C., *J. Phys. Chem. A* 101, 4472, 1997.
- Klein, R., McGinnis, R. P., and Leone, S. R., *Chem. Phys. Lett.*, 100, 475, 1983.
- Arnold, D. W., Bradforth, S. E., Kitsopoulos, T. N., and Neumark, D. M., *J. Chem. Phys.*, 95, 8753, 1991; linear C_n.
- Stevens, A. E., Fiegerle, C. S., and Lineberger, W. C., *J. Chem. Phys.*, 78, 5420, 1983.
- Breyer, F., Frey, P., and Hotop, H., *Z. Phys.*, A 300, 7, 1981.
- Oakes, J. M., and Ellison, G. B., *Tetrahedron*, 42, 6263, 1986.
- Leopold, D. G., Murray, K. K., Miller, A. E. S., and Lineberger, W. C., *J. Chem. Phys.*, 83, 4849, 1985.
- Oakes, J. M., Jones, M. E., Bierbaum, V. M., and Ellison, G. B., *J. Phys. Chem.*, 87, 4810, 1983.
- Ellis, H. B., Jr. and Ellison, G. B., *J. Chem. Phys.*, 78, 6541, 1983.
- Ramond, T. M., Blanksby, S. J., Kato, S., Bierbaum, V. M., Davico, G. E., Schwartz, R. L., Lineberger, W. C., and Ellison, G. B., *J. Phys. Chem. A* 106, 9641, 2002.
- Nimlos, M. E., and Ellison, G. B., *J. Chem. Phys.*, 90, 2574, 1986.
- Kawamata, H., Negishi, Y., Kishi, R., Iwata, S., Nakajima, A., and Kaya, K., *J. Chem. Phys.* 105, 5369, 1996.
- McHugh, K. M., Eaton, J. G., Lee, G. H., Sarkas, H. W., Kidder, L. H., Snodgrass, J. T., Manaa, M. R., and Bowen, K. H., *J. Chem. Phys.*, 91, 3792, 1989. See also Ref. 104.
- Viggiano, A. A., Paulson, J. F., Dale, F., Henchman, M., Adams, N. G., and Smith, D., *J. Phys. Chem.*, 89, 2264, 1985. The upper limit given in this paper (≤3.4 eV) was later found to be incorrect when rapid charge transfer from HCO₂⁻ to WF₆ was observed (unpublished).
- Burnett, S. M., Stevens, A. E., Fiegerle, C. S., and Lineberger, W. C., *Chem. Phys. Lett.*, 100, 124, 1983.
- Moran, S., Ellis, H. B., DeFrees, D. J., McLean, A. D., and Ellison, G. B., *J. Am. Chem. Soc.*, 109, 5996, 1987; Moran, S., Ellis, H. B., DeFrees, D. J., McLean, A. D., Paulson, S. E., and Ellison, G. B., *J. Am. Chem. Soc.*, 109, 6004, 1987; see also Lykke, K. R., Neumark, D. M., Andersen, T., Trapa, V. J., and Lineberger, W. C., *J. Chem. Phys.*, 87, 6842, 1987.
- Mead, R. D., Lykke, K. R., Lineberger, W. C., Marks, J., and Brauman, J. I., *J. Chem. Phys.*, 81, 4883, 1984; Lykke, K. R., Mead, R. D., and Lineberger, W. C., *Phys. Rev. Lett.*, 52, 2221, 1984. The EAs are 14,717.7 ± 1.0 cm⁻¹ for acetaldehyde enolate and 14,671.0 ± 1.0 cm⁻¹ for acetaldehyde-d₃ enolate.
- Ellison, G. B., Engelking, P. C., and Lineberger, W. C., *J. Chem. Phys.*, 86, 4873, 1982.
- Oakes, J. M., and Ellison, G. B., *J. Am. Chem. Soc.*, 105, 2969, 1983.
- Ellison, G. B., and Oakes, J. M., *J. Am. Chem. Soc.*, 106, 7734, 1984. EA(allyl) and EA(allyl-d₃) are 0.119 and 0.083 eV too low, respectively,

- in this work, according to Ref. 138. Therefore, EA(allyl-d₁) is likely too low by a similar amount.
26. Gunion, R. F., Gilles, M. K., Polak, M. L., and Lineberger, W. C., *Int. J. Mass Spectrom. Ion Processes*, 117, 601, 1992; see also Ref. 136.
 27. Leopold, D. G., and Lineberger, W. C., *J. Chem. Phys.*, 85, 51, 1986.
 28. Scheer, M., Bilodeau, R. C., Brodie, C. A., and Haugen, H. K., *Phys. Rev. A*, 58, 2844, 1998.
 29. Miller, A. E. S., Fiegerle, C. S., and Lineberger, W. C., *J. Chem. Phys.*, 87, 1549, 1987.
 30. Miller, T. M., Leopold, D. G., Murray, K. K., and Lineberger, W. C., *J. Chem. Phys.*, 85, 2368, 1986.
 31. Miller, T. M., and Lineberger, W. C., *Chem. Phys. Lett.*, 146, 364, 1988.
 32. Neumark, D. M., Lykke, K. R., Andersen, T., and Lineberger, W. C., *J. Chem. Phys.*, 83, 4364, 1985.
 33. Leopold, D. G., Miller, T. M., and Lineberger, W. C., *J. Am. Chem. Soc.*, 108, 178, 1986.
 34. Miller, A. E. S., Fiegerle, C. S., and Lineberger, W. C., *J. Chem. Phys.*, 84, 4127, 1986.
 35. Murray, K. K., Miller, T. M., Leopold, D. G., and Lineberger, W. C., *J. Chem. Phys.*, 84, 2520, 1986.
 36. Leopold, D. G., Miller, A. E. S., and Lineberger, W. C., *J. Am. Chem. Soc.*, 108, 1379, 1986.
 37. Li, J., Li, X., Zhai, H. J., and Wang, L.-S., *Science* 299, 864, 2003; Hakkinen, H., Yoon, B., Landman, U., Li, X., Zhai, H. J., and Wang, L.-S., *J. Phys. Chem. A* 107, 6168, 2003; Taylor, K. J., Pettiette-Hall, C. L., Cheshnovsky, O., and Smalley, R. E., *J. Chem. Phys.* 96, 3319, 1992; Handschuh, H., Cha, C.-Y., Bechthold, P. S., Ganteför, G., and Eberhardt, W., *J. Chem. Phys.*, 102, 6406, 1995; Cha, C.-Y., Ganteför, G., and Eberhardt, W., *J. Chem. Phys.*, 99, 6308, 1993; Ho, J., Ervin, K. M., and Lineberger, W. C., *J. Chem. Phys.*, 93, 6987, 1990; Leopold, D. G., Ho, J., and Lineberger, W. C., *J. Chem. Phys.*, 86, 1715, 1987; Pettiette, C. L., Yang, S. H., Craycraft, M. J., Conceicao, J., Laaksonen, R. T., Cheshnovsky, O., and Smalley, R. E., *J. Chem. Phys.*, 88, 5377, 1988.
 38. Snodgrass, J. T., Coe, J. V., McHugh, K. M., Friedhoff, C. B., and Bowen, K. H., *J. Phys. Chem.*, 93, 1249, 1989.
 39. Friedhoff, C. B., Snodgrass, J. T., Coe, J. V., McHugh, K. M., and Bowen, K. H., *J. Chem. Phys.*, 84, 1051, 1986.
 40. Friedhoff, C. B., Coe, J. V., Snodgrass, J. T., McHugh, K. M., and Bowen, K. H., *Chem. Phys. Lett.*, 124, 268, 1986.
 41. Coe, J. V., Snodgrass, J. T., Friedhoff, C. B., McHugh, K. M., and Bowen, K. H., *J. Chem. Phys.*, 84, 619, 1986.
 42. Snodgrass, J. T., Coe, J. V., Friedhoff, C. B., McHugh, K. M., and Bowen, K. H., *Chem. Phys. Lett.*, 122, 352, 1985.
 43. Nimlos, M. R., and Ellison, G. B., *J. Am. Chem. Soc.*, 108, 6522, 1986.
 44. Petrunin, V., Andersen, H., Balling, P., and Andersen, T., *Phys. Rev. Lett.*, 76, 744, 1996.
 45. Andersen, T., Lykke, K. R., Neumark, D. M., and Lineberger, W. C., *J. Chem. Phys.*, 86, 1858, 1987.
 46. Murray, K. K., Lykke, K. R., and Lineberger, W. C., *Phys. Rev. A*, 36, 699, 1987.
 47. Mansour, N. B., and Larson, D. J., *Abstracts of the XV Int. Conf. on the Phys. of Electronic and Atomic Collisions*, p. 70, 1987. EA(SH) = 18666.44 ± 0.03 cm⁻¹.
 48. Stonemann, R. C., and Larson, D. J., *Phys. Rev. A*, 35, 2928, 1987. EA(SeH) = 17,845.17 ± 0.20 cm⁻¹.
 49. Nimlos, M. R., Harding, L. B., and Ellison, G. B., *J. Chem. Phys.*, 87, 5116, 1987.
 50. Moylan, C. R., Dodd, J. A., Han, C.-C., and Braumann, J. I., *J. Chem. Phys.*, 86, 5350, 1987.
 51. Chowdhury, S., Grimsrud, E. P., Heinis, T., and Kebarle, P., *J. Am. Chem. Soc.*, 108, 3630, 1986.
 52. Berzinsh, U., Gustafsson, M., Hanstorp, D., Klinkmueller, A. E., Ljungblad, U., Maartensson-Pendrill, A.-M., *Phys. Rev. A* 51, 231, 1995. EA(Cl) = 29138.59 ± 0.22 cm⁻¹.
 53. Moran, S., and Ellison, G. B., *J. Phys. Chem.*, 92, 1794, 1988.
 54. Murray, K. K., Leopold, D. G., Miller, T. M., and Lineberger, W. C., *J. Chem. Phys.*, 89, 5442, 1988.
 55. Ervin, K. M., Ho, J., and Lineberger, W. C., *J. Chem. Phys.*, 89, 4514, 1988.
 56. Grimsrud, E. P., Chowdhury, S., and Kebarle, P., *J. Chem. Phys.*, 85, 4989, 1985.
 57. Fischer, C. F., *Phys. Rev. A*, 39, 963, 1989.
 58. Wickham-Jones, C. T., Ervin, K. M., Ellison, G. B., and Lineberger, W. C., *J. Chem. Phys.*, 91, 2762, 1989.
 59. Kryachko, E. S., Vinckier, C., and Nguyen, M. T., *J. Chem. Phys.*, 114, 7911, 2001.
 60. Mock, R. S., and Grimsrud, E. P., *J. Am. Chem. Soc.*, 111, 2861, 1989.
 61. Chowdhury, S., Heinis, T., Grimsrud, E. P., and Kebarle, P., *J. Phys. Chem.*, 90, 2747, 1986. The uncertainty and other results are quoted in Ref. 60.
 62. Wickham-Jones, C. T., Moran, S., and Ellison, G. B., *J. Chem. Phys.*, 90, 795, 1989.
 63. Ervin, K. M., Ho, J., and Lineberger, W. C., *J. Phys. Chem.*, 92, 5405, 1988.
 64. Miller, T. M., and Lineberger, W. C., *Int. J. Mass Spectrom. Ion Processes*, 102, 239, 1990.
 65. Wetzel, D. M., Salomon, K. E., Berger, S., and Braumann, J. I., *J. Am. Chem. Soc.*, 111, 3835, 1989.
 66. Crocker, L., Wang, T., and Kebarle, P., *J. Am. Chem. Soc.*, 115, 7818, 1993.
 67. Dillow, G. W., and Kebarle, P., *J. Am. Chem. Soc.*, 111, 5592, 1989.
 68. Ganteför, G., Gausa, M., Meiwes-Broer, K. H., and Lutz, H. O., *Z. Phys. D*, 9, 253, 1988; Taylor, K. J., Pettiette, C. L., Craycraft, M. J., Cheshnovsky, O., and Smalley, R. E., *Chem. Phys. Lett.*, 152, 347, 1988.
 69. Metz, R. B., Kitsopoulos, T., Weaver, A., and Neumark, D. M., *J. Chem. Phys.*, 88, 1463, 1988.
 70. Yang, S., Pettiette, C. L., Conceicao, J., Cheshnovsky, O., and Smalley, R. E., *Chem. Phys. Lett.*, 139, 233, 1987; Yang, S., Taylor, K. J., Craycraft, M. J., Conceicao, J., Pettiette, C. L., Cheshnovsky, O., and Smalley, R. E., *Chem. Phys. Lett.*, 144, 431, 1988; Arnold, D. W., Bradforth, S. E., Kitsopoulos, T. N., and Neumark, D. M., *J. Chem. Phys.*, 95, 5479, 1991.
 71. Cheshnovsky, O., Yang, S., Pettiette, C. L., Craycraft, M. J., Liu, Y., and Smalley, R. E., *Chem. Phys. Lett.*, 138, 119, 1987.
 73. Travers, M. J., Cowles, D. C., and Ellison, G. B., *Chem. Phys. Lett.*, 164, 449, 1989.
 74. Blondel, C., Cacciani, P., Delsart, C., and Trainham, R., *Phys. Rev. A*, 40, 3698, 1989. EA(Br) = 27,129.170 ± 0.015 cm⁻¹ and EA(F) = 27,432.440 ± 0.025 cm⁻¹.
 75. Bowen, K. H., and Eaton, J. G., in *The Structure of Small Molecules and Ions*, Naaman, R., and Vager, Z., Eds., Plenum, New York, 1988, pp. 147-169; Arnold, S. T., Eaton, J. G., Patel-Mistra, D., Sarkas, H. W., and Bowen, K. H., in *Ion and Cluster Ion Spectroscopy and Structure*, Maier, J. P., Ed., Elsevier Science, New York, 1989, p. 417.
 76. Snodgrass, J. T., Coe, J. V., Friedhoff, C. B., McHugh, K. M., and Bowen, K. H., *Faraday Disc. Chem. Soc.*, 88, 1988.
 77. Lee, G. H., Arnold, S. T., Eaton, J. G., Sarkas, H. W., Bowen, K. H., Ludewigt, C., and Haberland, H., *Z. Phys. D - Atoms, Mol. and Clusters*, 20, 9, 1991; Coe, J. V., Lee, G. H., Eaton, J. G., Arnold, S. T., Sarkas, H. W., Bowen, K. H., Ludewigt, C., Haberland, H., and Worsnop, D. R., *J. Chem. Phys.*, 92, 3980, 1990.
 78. Snodgrass, J. T., Coe, J. V., Friedhoff, C. B., McHugh, K. M., and Bowen, K. H., to be published, quoted in Ref. 75.
 79. Coe, J. V., Snodgrass, J. T., Friedhoff, C. B., McHugh, K. M., and Bowen, K. H., *J. Chem. Phys.*, 87, 4302, 1987.
 80. Friedhoff, C. B., Snodgrass, J. T., and Bowen, K. H., to be published, quoted in Ref. 75.
 81. Coe, J. V., Snodgrass, J. T., Friedhoff, C. B., McHugh, K. M., and Bowen, K. H., *Chem. Phys. Lett.*, 124, 274, 1986.
 82. Eliav, E., Vilkas, M. J., Ishikawa, Y., and Kaldor, U., *J. Chem. Phys.* 123, 224113(5), 2005.
 83. Ervin, K. M., Ho, J., and Lineberger, W. C., *J. Chem. Phys.*, 91, 5974, 1989.
 84. Polak, M. L., Fiala, B. L., Ervin, K. M., and Lineberger, W. C., *J. Chem. Phys.*, 94, 6924, 1991.
 85. Weaver, A., Arnold, D. W., Bradforth, S. E., Neumark, D. M., *J. Chem. Phys.*, 94, 1740, 1991.

86. Walter, C. W., Devynck, P., Hertzler, C. F., Bae, Y. K., Smith, G. P., and Peterson, J. R., *Bull. Am. Phys. Soc.*, 35, 1163, 1990.
87. Ervin, K. M., and Lineberger, W. C., *J. Phys. Chem.*, 95, 1167, 1991.
88. Gilles, M. K., Polak, M. L., and Lineberger, W. C., *J. Chem. Phys.*, 96, 8012, 1992.
89. Lykke, K. R., Murray, K. K., and Lineberger, W. C., *Phys. Rev. A*, 43, 6104, 1991. EA(H) = $6082.99 \pm 0.15 \text{ cm}^{-1}$ and EA(D) = $6086.2 \pm 0.6 \text{ cm}^{-1}$.
90. Ervin, K. M., Gronert, S., Barlow, S. E., Gilles, M. K., Harrison, A. G., Bierbaum, V. M., DePuy, C. H., Lineberger, W. C., and Ellison, G. B., *J. Am. Chem. Soc.*, 112, 5750, 1990.
91. Viggiano, A. A., Miller, T. M., Miller, A. E. S., Morris, R. A., Van Doren, J. M., and Paulson, J. F., *Int. J. Mass Spectrom. Ion Processes*, 109, 327, 1991.
92. Hanstorp, D., and Gustafsson, M., *J. Phys. B: At. Mol. Opt. Phys.*, 25, 1773, 1992. EA(I) = $24,672.7956 \pm 0.079 \text{ cm}^{-1}$.
93. Polak, M. L., Gilles, M. K., and Lineberger, W. C., *J. Chem. Phys.*, 96, 7191, 1992.
94. Bengali, A. A., Casey, S. M., Cheng, C.-L., Dick, J. P., Fenn, P. T., Villalta, P. W., and Leopold, D. G., *J. Am. Chem. Soc.*, 114, 5257, 1992.
95. Gilles, M. K., Ervin, K. M., Ho, J., and Lineberger, W. C., *J. Phys. Chem.*, 96, 1130, 1992.
96. Travers, M. J., Cowles, D. C., Clifford, E. P., and Ellison, G. B., *J. Am. Chem. Soc.*, 114, 8699, 1992.
97. Bengali, A. A., and Leopold, D. G., *J. Am. Chem. Soc.*, 114, 9192, 1992.
98. Rudnyi, E. B., Kaibicheva, E. A., and Sidorov, L. N., *Rapid Comm. in Mass Spectrom.*, 6, 356, 1992; Sidorov, L. N., *High Temp. Sci.*, 29, 153, 1990. See also Srivastava, R. D., Uy, O. M., and Farber, M., *Trans. Faraday Soc.*, 67, 2941, 1971.
99. Kitsopoulos, T. N., Chick, C. J., Zhao, Y., and Neumark, D. M., *J. Chem. Phys.*, 95, 5479, 1991.
100. Arnold, C. C., Kitsopoulos, T. N., and Neumark, D. M., *J. Chem. Phys.*, 99, 766, 1993.
101. Rudnyi, E. B., Kaibicheva, E. A., and Sidorov, L. N., *J. Chem. Thermodynamics*, 25, 929, 1993.
102. Sarkas, H. W., Hendricks, J. H., Arnold, S. T., and Bowen, K. H., *J. Chem. Phys.* 100, 1884, 1994.
103. Villalta, P. W., and Leopold, D. G., *J. Chem. Phys.* 98, 7730, 1993.
104. Eaton, J. G., Sarkas, H. W., Arnold, S. T., McHugh, K. M., and Bowen, K. H., *Chem. Phys. Lett.*, 193, 141, 1992. See also Ref. 18.
105. Polak, M. L., Gilles, M. K., Gunion, R. F., and Lineberger, W. C., *Chem. Phys. Lett.*, 210, 55, 1993.
106. Gilles, M. K., Lineberger, W. C., and Ervin, K. M., *J. Am. Chem. Soc.*, 115, 1031, 1993.
107. Casey, S. M., and Leopold, D. G., *Chem. Phys. Lett.*, 201, 205, 1993.
108. Polak, M. L., Gerber, G., Ho, J., and Lineberger, W. C., *J. Chem. Phys.*, 97, 8990, 1992.
109. Kim, E. H., Bradforth, S. E., Arnold, D. W., Metz, R. B., and Neumark, D. M., *J. Chem. Phys.*, 103, 7801, 1995.
110. Xu, C., Taylor, T. R., Burton, G. R., and Neumark, D. M., *J. Chem. Phys.*, 108, 1395, 1998.
111. Bradforth, S. E., Kim, E. H., Arnold, D. W., and Neumark, D. M., *J. Chem. Phys.*, 98, 800, 1993.
112. Ho, J., Polak, M. L., Ervin, K. M., and Lineberger, W. C., *J. Chem. Phys.*, 99, 8542, 1993.
113. Brinkman, E. A., Berger, S., Marks, J., and Brauman, J. I., *J. Chem. Phys.*, 99, 7586, 1993.
114. Casey, S. M., and Leopold, D. G., *J. Phys. Chem.*, 97, 816, 1993.
115. McDonald, R. N., and Davidson, S. J., *J. Am. Chem. Soc.*, 115, 10857, 1993.
116. Ho, J., Ervin, K. M., Polak, M. L., Gilles, M. K., and Lineberger, W. C., *J. Chem. Phys.*, 95, 4845, 1991.
117. Ho, J., Polak, M. L., and Lineberger, W. C., *J. Chem. Phys.*, 96, 144, 1992. See also Reference 289.
118. Polak, M. L., Gilles, M. K., Ho, J., and Lineberger, W. C., *J. Phys. Chem.*, 95, 3460, 1991.
119. Polak, M. L., Ho, J., Gerber, G., and Lineberger, W. C., *J. Chem. Phys.*, 95, 3053, 1991.
120. Sharpe, P., and Kebarle, P., *J. Am. Chem. Soc.*, 115, 782, 1993.
121. Miller, T. M., Miller, A. E. S., Viggiano, A. A., Morris, R. A., and Paulson, J. F., *J. Chem. Phys.*, 100, 7200, 1994. Accurate calculations have yielded a higher result (0.90 eV); see Lau, J. K.-C. and Li, W.-K., *J. Mol. Struct. (Theochem)* 578, 221, 2002.
122. Berkovits, D., Boaretto, E., Gehlberg, S., Heber, O., and Paul, M., *Phys. Rev. Lett.*, 75, 414, 1995.
123. Arnold, C. C., Xu, C., Burton, G. R., and Neumark, D. M., *J. Chem. Phys.*, 102, 6982, 1995. Burton, G. R., Xu, C., Arnold, C. C., and Neumark, D. M., *J. Chem. Phys.* 104, 2757, 1996.
124. Xu, C., de Beer, E., and Neumark, D. M., *J. Chem. Phys.*, 104, 2749, 1996.
125. Gunion, R. F., Koppel, H., Leach, G. W., and Lineberger, W. C., *J. Chem. Phys.*, 103, 1250, 1995.
126. Gunion, R. F., and Lineberger, W. C., *J. Phys. Chem.*, 100, 4395, 1996.
127. Gunion, R. F., Dixon-Warren, St. J., and Lineberger, W. C., *J. Chem. Phys.*, 104, 1765, 1996.
128. Dixon-Warren, St. J., Gunion, R. F., and Lineberger, W. C., *J. Chem. Phys.*, 104, 4902, 1996.
129. Nakajima, A., Zhang, N., Kawamata, H., Hayase, T., Nakao, K., and Kaya, K., *Chem. Phys. Lett.*, 241, 295, 1995; Nakajima, A., Taguwa, T., Nakao, K., Hoshino, K., Iwata, S., and Kaya, K., *J. Chem. Phys.*, 102, 660, 1995.
130. Fan, J., and Wang, L.-S., *J. Chem. Phys.*, 102, 8714, 1995.
131. Arnold, D. W., Bradforth, S. E., Kim, E. H., and Neumark, D. M., *J. Chem. Phys.*, 102, 3493, 1995; Zhao, Y., Arnold, C. C., and Neumark, D. M., *J. Chem. Soc. Faraday Trans. 2*, 89, 1449, 1992.
132. Fan, J., Lou, L., and Wang, L.-S., *J. Chem. Phys.*, 102, 2701, 1995.
133. Sarkas, H. W., Hendricks, J. H., Arnold, S. T., Slager, V. L., and Bowen, K. H., *J. Chem. Phys.*, 100, 3358, 1994.
134. Kato, S., Lee, H. S., Gareyev, R., Wenthold, P. G., Lineberger, W. C., DePuy, C. H., and Bierbaum, V. M., *J. Am. Chem. Soc.*, 119, 7863, 1997. See also Miller, T. M., Viggiano, A. A., and Miller, A. E. S., *J. Phys. Chem. A* 106, 10200, 2002.
135. Wenthold, P. G., Hu, J., Squires, R. R., and Lineberger, W. C., *J. Am. Chem. Soc.*, 118, 475, 1996.
136. Gunion, R. F., Karney, W., Wenthold, P. G., Borden, W. T., and Lineberger, W. C., *J. Am. Chem. Soc.*, 118, 5074, 1996. The numbers in the abstract for 1,6-heptadiyne were misprinted. EA(cycloheptatrienide) quoted here derives from the LPES data combined with other thermochemical data in Ref. 136.
137. Xu, C., de Beer, E., Arnold, D. W., Arnold, C. C., and Neumark, D. M., *J. Chem. Phys.*, 101, 5406, 1996.
138. Wenthold, P. G., Polak, M. L., and Lineberger, W. C., *J. Phys. Chem.*, 100, 6920, 1996.
139. Wenthold, P. G., Kim, J. B., and Lineberger, W. C., *J. Am. Chem. Soc.*, 119, 1354, 1997.
140. Eliav, E., Kaldor, U., Ishikawa, Y., and Pyykko, P., *Phys. Rev. Lett.*, 77, 5350, 1996.
141. Davies, B. J., Ingram, C. W., Larson, D. J., and Ljungblad, U., *J. Chem. Phys.* 106, 5783, 1997. EA(Ir) = $12,613 \pm 4 \text{ cm}^{-1}$.
142. Smith, J. R., Kim, J. B., and Lineberger, W. C., *Phys. Rev. A*, 55, 2036, 1997. EA(OH) = $14,741.02 \pm 0.03 \text{ cm}^{-1}$. Schulz, P. A., Mead, R. D., Jones, P. L., and Lineberger, W. C., *J. Chem. Phys.* 77, 1153, 1982. EA(OD) = $14,723.92 \pm 0.30 \text{ cm}^{-1}$. See also Rudmin, J. D., Ratliff, L. P., Yukich, J. N., and Larson, D. J., *J. Phys. B: At. Mol. Opt. Phys.*, 29, L881, 1996.
143. Desai, S. R., Wu, H., Rohlfing, C. M., and Wang, L.-S., *Int. J. Chem. Phys.*, 106, 1309, 1997.
144. Wenthold, P. G., Jonas, K.-L., and Lineberger, W. C., *J. Chem. Phys.*, 106, 9961, 1997.
145. Wu, H., and Wang, L.-S., *J. Chem. Phys.*, 107, 16, 1997.
146. Moravec, V. D., and Jarrold, C. C., *J. Chem. Phys.* 108, 1804, 1998.
147. Wang, X.-B., Ding, C.-F., and Wang, L.-S., *J. Phys. Chem. A*, 101, 7699, 1997.
148. Wenthold, P. G., and Lineberger, W. C., *J. Am. Chem. Soc.*, 119, 7772, 1997.
149. Wang, L.-S., Li, X., and Zhang, H.-F., *Chem. Phys.*, 262, 53, 2000; Wang, L.-S., Cheng, H.-S., and Fan, J., *J. Chem. Phys.*, 102, 9480, 1995.

150. Wu, H., Desai, S. R., and Wang, L.-S., *Phys. Rev. Lett.*, **77**, 2436, 1996.
151. Liu, S.-R., Zhai, H.-J., Castro, M., and Wang, L.-S., *J. Chem. Phys.* **118**, 2108, 2003.
152. Gutsev, G. L., Bauschlicher, C. W., Zhai, H.-J., and Wang, L.-S., *J. Chem. Phys.* **119**, 11135, 2003; Wang, L.-S., Wu, H., and Desai, S. R., *Phys. Rev. Lett.*, **76**, 4853, 1996.
153. Robinson, M. S., Polak, M. L., Bierbaum, V. M., DePuy, C. H., and Lineberger, W. C., *J. Am. Chem. Soc.*, **117**, 6766, 1995.
154. Clifford, E. P., Wenthold, P. G., Lineberger, W. C., Petersson, G. A., and Ellison, G. B., *J. Phys. Chem.*, **101**, 4338, 1997.
155. Seburg, R. A., and Squires, R. R., *Int. J. Mass Spectrom. Ion Processes*, **167/168**, 541, 1997.
156. Wang, X.-B., and Wang, L.-S., *Chem. Phys. Lett.*, **313**, 179, 1999.
157. Marcy, T. P., and Leopold, D. G., *Int. J. Mass Spectrom.*, **195/196**, 653, 2000.
158. Gutsev, G. L., Rao, B. K., Jena, P., Li, X., and Wang, L.-S., *J. Chem. Phys.*, **113**, 1473, 2000.
159. Negishi, Y., Yasuike, T., Hayakawa, F., Kizawa, M., Yabushita, S., and Nakajima, A., *J. Chem. Phys.*, **113**, 1725, 2000.
160. Klopčič, S. A., Moravec, V. D., and Jarrold, C. C., *J. Chem. Phys.*, **110**, 8986, 1999.
161. Boldyrev, A. I., Simons, J., Li, X., Chen, W., and Wang, L.-S., *J. Chem. Phys.* **110**, 8980, 1999.
162. Taylor, T. R., Asmis, K. R., Zanni, M. T., and Neumark, D. M., *J. Chem. Phys.*, **110**, 7607, 1999.
163. Boldyrev, A., Li, X., and Wang, L.-S., *J. Chem. Phys.*, **112**, 3627, 2000.
164. Defrançois, C., Périquet, V., Lyapustina, S. A., Lippa, T. P., Robinson, D. W., Bowen, K. H., Nonaka, H., and Compton, R. N., *J. Chem. Phys.*, **111**, 4569, 1999.
165. Dobrin, S., Boo, B. H., Alconcel, L. S., and Continetti, R. E., *J. Phys. Chem. A* **104**, 10695, 2000.
166. Schwartz, R. L., Davico, G. E., and Lineberger, W. C., *J. Electron Spectros. and Related Phenomena*, **108**, 163, 2000.
167. Kim, J. B., Wenthold, P. G., and Lineberger, W. C., *J. Phys. Chem.* **103**, 10833, 1999.
168. Davico, G. E., Ramond, T. M., and Lineberger, W. C., *J. Chem. Phys.*, **113**, 8852, 2000.
169. Green, S. M. E., Alex, S., Fleischer, N. L., Millam, E. L., Marcy, T. P., and Leopold, D. G., *J. Chem. Phys.* **114**, 2653, 2001.
170. Wu, H., and Wang, L.-S., *J. Chem. Phys.* **108**, 5310, 1998.
171. Wu, H., and Wang, L.-S., *J. Phys. Chem. A* **102**, 9129, 1998.
172. Wu, H., and Wang, L.-S., *J. Chem. Phys.* **107**, 8221, 1997.
173. Thomas, O. C., Xu, S. J., Lippa, T. P., and Bowen, K. H., *J. Cluster Science* **10**, 525, 1999.
174. Wang, L.-S., private communication quoted in Ref. 169.
175. Marcy, T. P., PhD dissertation, quoted in Ref. 169.
176. Alex, S., Green, M. E., and Leopold, D. G., unpublished, quoted in Ref. 169.
177. Wang, X.-B., Wang, L.-S., Brown, R., Schwerdtfeger, P., Schröder, D., and Schwarz, H., *J. Chem. Phys.* **114**, 7388, 2001.
178. Kim, J. H., Li, X., Wang, L.-S., de Clercq, H. L., Fancher, C. A., Thomas, O. C., and Bowen, K. H., *J. Phys. Chem. A* **105**, 5709, 2001.
179. Moravec, V. D., Klopčič, S. A., Chatterjee, B., and Jarrold, C. C., *Chem. Phys. Lett.* **341**, 313, 2001.
180. Zengin, V., Persson, B. J., Strong, K. M., and Continetti, R. E., *J. Chem. Phys.* **105**, 9740, 1996.
181. Kietzmann, H., Morenzin, J., Bechthold, P. S., Ganteför, G., and Eberhardt, W., *J. Chem. Phys.* **109**, 2275, 1998.
182. Xu, C., Taylor, T. R., Burton, G. R., and Neumark, D. M., *J. Chem. Phys.* **108**, 7645, 1998.
183. Williams, W. W., Carpenter, D. L., Covington, A. M., Koepnick, M. C., Calabrese, D., and Thompson, J. S., *J. Phys. B: At. Mol. Opt. Phys.* **31**, L341, 1998.
184. Covington, A. M., Calabrese, D., Thompson, J. S., and Kvale, T. J., *J. Phys. B: At. Mol. Opt. Phys.* **31**, L855, 1998.
185. Haefliger, G., Hanstrorp, D., Kiyan, I., Klinkmueller, A. E., Ljungblad, U., Pegg, D. J., *Phys. Rev. A* **53**, 4127, 1996.
186. Chen, H. L., Ellis, Jr., P. E., Wijesekera, T., Hagan, T. E., Groh, S. E., Lyons, J. E., and Ridge, D. P., *J. Am. Chem. Soc.* **116**, 1086, 1994.
187. Deyler, H.-J., Alconcel, L. S., and Continetti, R. E., *J. Phys. Chem. A* **105**, 552, 2001.
188. Blanksby, S. J., Ramond, T. M., Davico, G. E., Nimlos, M. R., Kato, S., Bierbaum, V. M., Lineberger, W. C., Ellison, G. B., Okumura, M., *J. Am. Chem. Soc.* **123**, 9585, 2001.
189. Asmis, K. R., Taylor, T. R., Xu, C., and Neumark, D. M., *Chem. Phys. Lett.* **295**, 75, 1998.
190. Schäfer-Bung, B., Engels, B., Taylor, T. R., Neumark, D. M., Botschwina, P., and Peric, M., *J. Chem. Phys.* **115**, 1777, 2001.
191. Scheer, M., Bilodeau, R. C., and Haugen, H. K., *Phys. Rev. Lett.* **80**, 2562, 1998.
192. Taylor, T. R., Gómez, H., Asmis, K. R., and Neumark, D. M., *J. Chem. Phys.* **115**, 4620, 2001.
193. Asmis, K. R., Taylor, T. R., and Neumark, D. M., *J. Chem. Phys.* **111**, 8838, 1999 and **111**, 10491, 1999.
194. Ramond, T. M., Davico, G. E., Schwartz, R. L., and Lineberger, W. C., *J. Chem. Phys.* **112**, 1158, 2000.
195. Petrunin, V. V., Voldstad, J. D., Balling, P., Kristensen, P., Andersen, T., and Haugen, H. K., *Phys. Rev. Lett.* **75**, 1911, 1995.
196. Dzuba, V. A., and Gribakin, G. F., *J. Phys. B: At. Mol. Opt. Phys.* **31**, L483, 1998.
197. Ervin, K. M., Ramond, T. M., Davico, G. E., G. E., Schwartz, R. L., Casey, S. M., and Lineberger, W. C., *J. Phys. Chem.* **105**, 10822, 2001.
198. Lippa, T. P., Xu, S.-J., Lyapustina, S. A., and Bowen, K. H., *J. Chem. Phys.* **109**, 9263, 1998.
199. Turner, N. J., Martel, A. A., and Waller, I. M., *J. Phys. Chem.* **98**, 474, 1994.
200. Lippa, T. P., Xu, S.-J., Lyapustina, S. A., Nilles, J. M., and Bowen, K. H., *J. Chem. Phys.* **109**, 10727, 1998.
201. Wang, L.-S., Concericao, J., Changming, C., and Smalley, R. E., *Chem. Phys. Lett.* **182**, 5, 1991.
202. Boltalina, O. V., Sidorov, L. N., Sukhanova, E. V., and Sorokin, I. D., *Chem. Phys. Lett.* **230**, 567, 1994.
203. Clifford, E. P., Wenthold, P. G., Lineberger, W. C., Ellison, G. B., Wang, C. X., Grabowski, J. J., Vila, F., and Jordan, K. D., *J. Chem. Soc. Perkin Trans. 2*, 1015, 1998.
204. Spanel, P., Matejčík, S., and Smith, D., *J. Phys. B: At. Mol. Phys.* **28** 2941 (1995). See Miller, A. E. S., Miller, T. M., Viggiano, A. A., Morris, R. A., Van Doren, J. M., Arnold, S. T., and Paulson, J. F., *J. Chem. Phys.* **102**, 8865, 1995 for interpretation in terms of EA(SF₂).
205. Kinghom, D. B., and Adamowicz, L., *J. Chem. Phys.* **106**, 4589, 1997. EA(H) = 6083.0994 cm⁻¹, EA(D) = 6086.7137 cm⁻¹, and EA(T) = 6087.9168 cm⁻¹.
206. Xi, L., and Wang, L.-S., *J. Chem. Phys.* **109**, 5264, 1998.
207. Ephraim, E., Shmulyian, S., Kaldor, U., and Isikawa, Y., *J. Chem. Phys.* **109**, 3954, 1998. Also EA(La) = 0.35 eV.
208. Scheer, M., Bilodeau, R. C., Thogersen, J., and Haugen, H. K., *Phys. Rev. A* **57**, R1493, 1998.
209. Kim, J. B., Wenthold, P. G., and Lineberger, W. C., *J. Chem. Phys.* **108**, 830, 1998.
210. Kishi, R., Kawamata, H., Negishi, Y., Iwata, S., Nakajima, A., and Kaya, K., *J. Chem. Phys.* **107**, 10029, 1997.
211. Compton, R. N., Carman, Jr., H. S., Desfrancois, C., Abdoul-Carmine, J., Schermann, J. P., Hendricks, J. H., Lyapustina, S. A., and Bowen, K. H., *J. Chem. Phys.* **105**, 3472, 1996.
212. Yourshaw, I., Zhao, Y., and Neumark, D. M., *J. Chem. Phys.* **105**, 351, 1996.
213. Gausa, M., Kaschner, R., Seifert, G., Faehrmann, J. H., Lutz, H. O., and Meiwes-Broer, K., *J. Chem. Phys.* **104**, 9719, 1996.
214. Wu, H., and Wang, L.-S., *J. Chem. Phys.* **107**, 16, 1997; Moravec, V. D., and Jarrold, C. C., *J. Chem. Phys.* **108**, 1804, 1998.
215. Radisic, D., Xu, S., and Bowen, K. H., *Chem. Phys. Lett.* **354**, 9, 2002.
216. Pramann, A., and Rademann, K., *Chem. Phys. Lett.* **343**, 99, 2001.
217. Gómez, H., Taylor, T. R., and Neumark, D. M., *J. Phys. Chem. A* **105**, 6886, 2001.
218. Gómez, H., Taylor, T. R., Zhao, Y., and Neumark, D. M., *J. Chem. Phys.* **117**, 8644, 2002.
219. Nimlos, M. R., Davico, G., Geise, C. M., Wenthold, P. G., Lineberger, W. C., Blanksby, S. J., Hadad, C. M., Petersson, G. A., Ellison, G. B., *J. Chem. Phys.* **117**, 4323, 2002.
220. Koyasu, K., Mitsui, M., Nakajima, A., and Kaya, K., *Chem. Phys. Lett.* **358**, 224, 2002.

221. Zhai, H.-J., Wang, L.-S., Alexandrova, A. N., Boldyrev, A. I., and Zakrzewski, V. G., *J. Phys. Chem. A* 107, 9319, 2003.
222. Schiedt, J., and Weinkauff, R., *Z. Naturforsch. A* 50, 1041, 1995. See also Ervin, K. M., Anusiewicz, I., Skurski, P., Simons, J., and Lineberger, W. C., *J. Phys. Chem. A* 107, 8521, 2003 [EA(O₂) = 0.448 ± 0.006 eV].
223. Davis, V. T., and Thompson, J. S., *J. Phys. B: At. Mol. Opt. Phys.* 34, L433, 2001.
224. Li, X., Zhai, H.-J., and Wang, L.-S., *Chem. Phys. Lett.* 357, 415, 2002.
225. Davis, V. T., and Thompson, J. S., *J. Phys. B: At. Mol. Opt. Phys.* 35, L11, 2002.
226. Goldfarb, F., Drag, C., Chaibi, W., Kröger, S., Blondel, C., and Delsart, C., *J. Chem. Phys.* 122, 014308, 2005. EA(OH) = 14740.982(7) cm⁻¹.
227. Blondel, C., Delsart, C., and Goldfarb, F., *J. Phys. B: At. Mol. Opt. Phys.* 34, L281, 2001. EA(F) = 11207.252(18) cm⁻¹ and EA(Si) = 27432.446(19) cm⁻¹.
228. Fancher, C. A., de Clercq, H. L., and Bowen, K. H., *Chem. Phys. Lett.* 366, 197, 2002.
229. Jin, C., Taylor, K. J., Conceicao, J., and Smalley, R. E., *Chem. Phys. Lett.* 175, 17, 1990.
230. Schiedt, J., Knott, W. J., Le Barbu, K., Schlag, E. W., and Weinkauff, R., *J. Chem. Phys.* 113, 9470, 2000.
231. Song, J. K., Lee, N. K., Kim, J. H., Han, S. Y., and Kim, S. K., *J. Chem. Phys.* 119, 3071, 2003.
232. Davico, G. E., Schwartz, R. L., Ramond, T. M., and Lineberger, W. C., *J. Amer. Chem. Soc.* 121, 6047, 1999.
233. Andrews, D. H., Gianola, A. J., and Lineberger, W. C., *J. Chem. Phys.* 117, 4074, 2002.
234. Schwartz, R. L., Davico, G. E., Kim, J. B., and Lineberger, W. C., *J. Chem. Phys.* 112, 4966, 2000.
235. Schwartz, R. L., Davico, G. E., Ramond, T. M., and Lineberger, W. C., *J. Phys. Chem. A* 103, 8213, 1999.
236. Schiedt, J., and Weinkauff, R., *Chem. Phys. Lett.* 274, 18, 1997.
237. Wang, X.-B., Wang, L.-S., Brown, R., Schwerdtfeger, P., Schröder, D., and Schwartz, H., *J. Chem. Phys.* 114, 7388, 2003.
238. Geske, G. D., Boldyrev, A. I., Li, X., and Wang, L.-S., *J. Chem. Phys.* 113, 5130, 2000.
239. Cannon, N. A., Boldyrev, A. I., Li, X., and Wang, L.-S., *J. Chem. Phys.* 113, 2671, 2000.
240. Wang, X.-B., Yang, X., and Wang, L.-S., *J. Chem. Phys.* 116, 561, 2002.
241. Gutsev, G. L., Jena, P., Zhai, H.-J., and Wang, L.-S., *J. Chem. Phys.* 115, 7935, 2001.
242. Yang, X., Wang, X.-B., and Wang, L.-S., *J. Chem. Phys.* 115, 2889, 2001.
243. Zhai, H.-J., Liu, S.-R., Li, X., and Wang, L.-S., *J. Chem. Phys.* 115, 5170, 2001.
244. Li, X., Wang, L.-S., Cannon, N. A., and Boldyrev, A. I., *J. Chem. Phys.* 116, 1330, 2002.
245. Zhai, H.-J., Wang, L.-S., Alexandrova, A. N., and Boldyrev, A. I., *J. Chem. Phys.* 117, 7917, 2002.
246. Zhai, H.-J., and Wang, L.-S., *J. Chem. Phys.* 117, 7882, 2002.
247. Liu, S.-R., Zhai, H.-J., and Wang, L.-S., *J. Chem. Phys.* 117, 9758, 2002.
248. Mitsui, M., Nakajima, A., and Kaya, K., *J. Chem. Phys.* 117, 9740, 2002.
249. Yang, X., Wang, X.-B., Wang, L.-S., Niu, S., and Ichiye, T., *J. Chem. Phys.* 119, 8311, 2003.
250. Kim, J., Lee, H. M., Suh, S. B., Majumdar, D., and Kim, K. S., *J. Chem. Phys.* 113, 5259, 2000.
251. Liu, S. R., Zhai, H. J., and Wang, L.-S., *Phys. Rev. B* 64, 153402, 2001.
252. Zhai, H. J., Yang, X., Wang, X. B., Wang, L.-S., Elliott, B., and Boldyrev, A. I., *J. Am. Chem. Soc.* 124, 6742, 2002.
253. Zhai, H. J., Wang, L.-S., Kuznetsov, A. E., and Boldyrev, A. I., *J. Phys. Chem. A* 106, 5600, 2002.
254. Drechsler, G., and Boesl, U., *Int. J. Mass Spectrom.* 228, 1067, 2003.
255. Illenberger, E., Comita, P. B., Brauman, J. I., Fenzlaff, H. P., Heni, M., Heinrich, N., Koch, and W., Fenking, G., *Ber. Bunsen-Ges. Phys. Chem.* 89, 1026, 1985; Jackson, R. L., Pellerite, M. J., and Brauman, J. I., *J. Am. Chem. Soc.* 103, 1802, 1981.
256. Miller, T. M., Friedman, J. F., and Viggiano, A. A., *J. Chem. Phys.* 120, 7024, 2004.
257. Miller, T. M., Van Doren, J. M., and Viggiano, A. A., *Int. J. Mass Spectrom.* 233, 67, 2004.
258. Van Doren, J. M., McSweeney, S. A., Hargus, M. D., Kerr, D. M., Miller, T. M., Arnold, S. T., and Viggiano, A. A., *Int. J. Mass Spectrom.* 228, 541, 2003.
259. Van Doren, J. M., Miller, T. M., and Viggiano, A. A., *J. Chem. Phys.* 123, 114303, 2005.
260. Miller, T. M., and Viggiano, A. A., *Phys. Rev. A* 71, 012702, 2005.
261. Haeffler, G., Klinkmueller, A. E., Rangell, J., Berzinsh, U., and Hanstorp, D., *Z. Phys. D* 38, 211, 1996.
262. Bilodeau, R. C., and Haugen, H. K., *Phys. Rev. A* 64, 024501, 2001.
263. Miller, T. M., Viggiano, A. A., Friedman, J. F., and Van Doren, J. M., *J. Chem. Phys.* 121, 9993, 2004.
264. Davis, V. T., and Thompson, J. S., *Phys. Rev. A* 65, 010501, 2001. Theoretical work implies that the measured EA(Tm) was actually for a long-lived excited anion state, and that Tm does not form a stable anion. See O'Malley, S. M., and Beck, D. R., *Phys. Rev. A* 70, 022502, 2004.
265. Gianola, A. J., Ichino, T., Hoenigman, R. L., Kato, S., Bierbaum, V. M., and Lineberger, W. C., *J. Phys. Chem. A* 108, 10326, 2004.
266. Staneke, P. O., Groothuis, G., Ingemann, S., and Nibbering, N. M. M., *Int. J. Mass Spectrom. Ion Processes* 142, 83, 1995. A Gaussian-3 calculation yields EA(CCl₄) = 0.994 eV [Ed.].
267. Meloni, G., Ferguson, M. J., and Neumark, D. M., *Phys. Chem. Chem. Phys.* 5, 4073, 2003.
268. Davis, V. T., and Thompson, J. S., *J. Phys. B: At. Mol. Opt. Phys.* 37, 1961, 2004.
269. Davis, V. T., and Thompson, J. S., *Phys. Rev. Lett.* 88, 073003, 2002.
270. Ando, N., Kokubo, S., Mitsui, M., and Nakajima, A., *Chem. Phys. Lett.* 389, 279, 2004.
271. Zhai, H.-J., and Wang, L.-S., *J. Chem. Phys.* 120, 8996, 2004.
272. Surber, E., and Sanov, A., *J. Chem. Phys.* 116, 5921, 2002.
273. Dzuba, V. A., and Gribakin, G. F., *Phys. Rev. A* 55, 2443, 1997.
274. Meloni, G., Sheehan, S. M., Ferguson, M. J., and Neumark, D. M., *J. Phys. Chem. A* 108, 9750, 2004.
275. Zhai, H.-J., Li, J., and Wang, L.-S., *J. Chem. Phys.* 121, 8369, 2004.
276. Zhai, H.-J., Kiran, B., and Wang, L.-S., *J. Chem. Phys.* 121, 8231, 2004.
277. Kim, J., Kelley, J. A., Ayotte, P., Nielsen, S. B., Weddle, G. H., and Johnson, M. A., *J. Am. Soc. Mass Spectrom.* 10, 810, 1999.
278. Misaizu, F., Tsunoyama, H., Yasumura, Y., Ohshimo, K., and Ohno, K., *Chem. Phys. Lett.* 389, 241, 2004. See also Ref. 236 for comments on EA(CS).
279. Meloni, G., Sheehan, S. M., and Neumark, D. M., *J. Chem. Phys.* 122, 074317, 2005.
280. Yoder, B. L., Maze, J. T., Raghavachari, K., and Jarrold, C. C., *J. Chem. Phys.* 122, 094313, 2005.
281. Ervin, K. M., and Lineberger, W. C., *J. Chem. Phys.* 122, 194303, 2005.
282. Ichino, T., Gianola, A. J., Andrews, D. H., and Lineberger, W. C., *J. Phys. Chem. A* 108, 11307, 2004.
283. Das, U., Raghavachari, K., and Jarrold, C. C., *J. Chem. Phys.* 122, 014313, 2005.
284. Schiedt, J., and Weinkauff, R., *J. Chem. Phys.* 110, 304, 1999.
285. Le Barbu, K., Schiedt, J., Weinkauff, R., Schlag, E. W., Nilles, J. M., Xu, S.-J., Thomas, O. C., and Bowen, J. H., *J. Chem. Phys.* 116, 9663, 2002. Uncertainties not stated.
286. Schiedt, J., and Weinkauff, R., *Chem. Phys. Lett.* 266, 201, 1997. The uncertainty for EA(anthracene) quoted as ±0.008 eV in a later paper (Ref. 230).
287. Chatterjee, B., Akin, F. A., Jarrold, C. C., and Raghavachari, K., *J. Phys. Chem. A* 109, 6880, 2005.
288. Zhai, H.-J., Kiran, B., Dai, B., Li, J., and Wang, L.-S., *J. Amer. Chem. Soc.* 127, 12098, 2005.
289. Moravec, V. D., Klopčič, S. A., and Jarrold, C. C., *J. Chem. Phys.* 110, 5079, 1999.
290. Klopčič, S. A., Moravec, V. D., and Jarrold, C. C., *J. Chem. Phys.* 110, 10216, 1999.
291. Moravec, V. D., and Jarrold, C. C., *J. Chem. Phys.* 112, 792, 2000.
292. Moravec, V. D., and Jarrold, C. C., *J. Chem. Phys.* 113, 1035, 2000.
293. Chatterjee, B., Akin, F. A., Jarrold, C. C., and Raghavachari, K., *J. Chem. Phys.* 119, 10591, 2003.

294. Schröder, D., Brown, R., Schwerdtfeger, P., Wang, X. B., Yang, X., Wang, L. S., and Schwarz, H., *Angew. Chem. Int. Ed.* 42, 311, 2003.
295. Zheng, W., Nilles, J. M., Thomas, O. C., and Bowen, K. H., *J. Chem. Phys.* 122, 044306, 2005.
296. Duan, X., Burggraf, L. W., Weeks, D. E., Davico, G. E., Schwartz, R. L., and Lineberger, W. C., *J. Chem. Phys.* 116, 3601, 2002.
297. Andrews, D. H., Gianola, A. J., and Lineberger, W. C., *J. Chem. Phys.* 117, 4074, 2002.
298. Alexandrova, A. N., Boldyrev, A. I., Zhai, H.-J., and Wang, L.-S., *J. Chem. Phys.* 122, 054313, 2005.

ATOMIC AND MOLECULAR POLARIZABILITIES

Thomas M. Miller

The *polarizability* of an atom or molecule describes the response of the electron cloud to an external field. The atomic or molecular energy shift ΔW due to an external electric field E is proportional to E^2 for external fields which are weak compared to the internal electric fields between the nucleus and electron cloud. The *electric dipole polarizability* α is the constant of proportionality defined by $\Delta W = -\alpha E^2/2$. The induced electric dipole moment is αE . *Hyperpolarizabilities*, coefficients of higher powers of E , are less often required. Technically, the polarizability is a tensor quantity but for spherically symmetric charge distributions reduces to a single number. In any case, an *average polarizability* is usually adequate in calculations. Frequency-dependent or *dynamic polarizabilities* are needed for electric fields which vary in time, except for frequencies which are much lower than electron orbital frequencies, where *static polarizabilities* suffice.

Polarizabilities for atoms and molecules in excited states are found to be larger than for ground states and may be positive or negative. Molecular polarizabilities are very slightly temperature dependent since the size of the molecule depends on its rovibrational state. Only in the case of dihydrogen has this effect been studied enough to warrant consideration in Table 3.

Polarizabilities are normally expressed in cgs units of cm^3 . Ground state polarizabilities are in the range of $10^{-24} \text{ cm}^3 = 1 \text{ \AA}^3$ and hence are often given in \AA^3 units. Theorists tend to use atomic units of a_0^3 where a_0 is the Bohr radius. The conversion is $\alpha(\text{cm}^3) = 0.148184 \times 10^{-24} \times \alpha(a_0^3)$. Polarizabilities are only recently encountered in SI units, $\text{C m}^2/\text{V} = \text{J}/(\text{V/m})^2$. The conversion from cgs units to SI units is $\alpha(\text{C m}^2/\text{V}) = 4\pi\epsilon_0 \times 10^{-6} \alpha(\text{cm}^3)$, where ϵ_0 is

the permittivity of free space in SI units and the factor 10^{-6} simply converts cm^3 into m^3 . Thus, $\alpha(\text{C m}^2/\text{V}) = 1.11265 \times 10^{-16} \times \alpha(\text{cm}^3)$. Persons measuring excited state polarizabilities by optical methods tend to use units of $\text{MHz}/(\text{V/cm})^2$, where the energy shift, ΔW , is expressed in frequency units with a factor of h understood. The polarizability is $-2 \Delta W/E^2$. The conversion into cgs units is $\alpha(\text{cm}^3) = 5.95531 \times 10^{-16} \times \alpha[\text{MHz}/(\text{V/cm})^2]$.

The polarizability appears in many formulas for low-energy processes involving the valence electrons of atoms or molecules. These formulas are given below in cgs units: the polarizability α is in cm^3 ; masses m or μ are in grams; energies are in ergs; and electric charges are in esu, where $e = 4.8032 \times 10^{-10}$ esu. The symbol $\alpha(\nu)$ denotes a frequency (ν) dependent polarizability, where $\alpha(\nu)$ reduces to the static polarizability α for $\nu = 0$. For further information, see Bonin, K. D., and Kresin, V. V., *Electric Dipole Polarizabilities of Atoms, Molecules, and Clusters*, World Scientific, Singapore, 1997; Bonin, K. D., and Kadar-Kallen, *Int. J. Mod. Phys. B*, 24, 3313, 1994; and Miller, T. M., and Bederson, B., *Advances in Atomic and Molecular Physics*, 13, 1, 1977, and Gould, H., and Miller, T. M., *Advances in Atomic, Molecular, and Optical Physics*, 51, 243, 2005. Details on polarizability-related interactions, especially in regard to hyperpolarizabilities and nonlinear optical phenomena, are given by Bogaard, M. P., and Orr, B. J., in *Physical Chemistry, Series Two, Vol.2, Molecular Structure and Properties*, Buckingham, A. D., Ed., Butterworths, London, 1975, pp. 149-194. A tabulation of tensor and hyperpolarizabilities is included. The gas number density, n , in Table 1 is usually taken to be that of 1 atm at 0°C in reporting experimental data.

TABLE 1. Formulas Involving Polarizability

Description	Formula	Remarks
Lorentz-Lorenz relation	$\alpha(\nu) = \frac{3}{4\pi n} \left[\frac{\eta^2(\nu) - 1}{\eta^2(\nu) + 2} \right]$	For a gas of atoms or nonpolar molecules; the index of refraction is $\eta(\nu)$
Refraction by polar molecules	$\alpha(\nu) + \frac{d^2}{3kT} = \frac{3}{4\pi n} \left[\frac{\eta^2(\nu) - 1}{\eta^2(\nu) + 2} \right]$	The dipole moment is d , in esu cm ($= 10^{-18}$ D)
Dielectric constant (dimensionless)	$\kappa(\nu) = 1 + 4\pi n \alpha(\nu)$	From the Lorentz-Lorenz relation for the usual case of $\kappa(\nu) \approx 1$
Index of refraction (dimensionless)	$\eta(\nu) = 1 + 2\pi n \alpha(\nu)$	From $\eta^3(\nu) = \kappa(\nu)$
Diamagnetic susceptibility	$\chi_m = e^2 (a_0 N \alpha)^{1/2} / 4m_e c^2$	From the approximation that the static polarizability is given by the variational formula $\alpha = (4/9a_0) \Sigma(N r_i^2)^2$; N is the number of electrons, m_e is the electron mass; a crude approximation is $\chi_m = (E_i/4m_e c^2) \alpha$, where E_i is the ionization energy
Long-range electron- or ion-molecule interaction energy	$V(r) = -e^2 \alpha / 2r^4$	The target molecule polarizability is α
Ion mobility in a gas	$\kappa = -13.87 / (\alpha \mu)^{1/2} \text{ cm}^2 / \text{V} \cdot \text{s}$	This one formula is not in cgs units. Enter α in \AA^3 or 10^{-24} cm^3 units and the reduced mass μ of the ion-molecule pair in amu. Classical limit; pure polarization potential
Langevin capture cross section	$\sigma(v_0) = (2\pi e / v_0) (\alpha / \mu)^{1/2}$	The relative velocity of approach for an ion-molecule pair is v_0 ; the target molecular polarizability is α and the reduced mass of the ion-molecule pair is μ
Langevin reaction rate coefficient	$k = 2\pi e (\alpha / \mu)^{1/2}$	Collisional rate coefficient for an ion-molecule reaction
Rate coefficient for polar molecules	$k_d = 2\pi e \left[(\alpha / \mu)^{1/2} + cd(2 / \mu \pi kT)^{1/2} \right]$	The dipole moment of the neutral is d in esu cm; the number c is a "locking factor" that depends on α and d , and is between 0 and 1

Description	Formula	Remarks
Modified effective range cross section for electron-neutral scattering	$\sigma(k) = 4\pi A^2 + 32\pi^4 \frac{e^2 \alpha A k}{3h^2} + \dots$	Here, k is the electron momentum divided by $h/2\pi$, where h is Planck's constant; A is called the "scattering length"; the reduced mass is μ
van der Waals constant between two systems A, B	$C_6 = \frac{3}{2} \left[\frac{\alpha^A \alpha^B E^A E^B}{E^A + E^B} \right]$	For the interaction potential term $V_6(r) = -C_6 r^{-6}$; $E^{A,B}$ represents average dipole transition energies and $\alpha^{A,B}$ the respective polarizabilities of A, B
Dipole-quadrupole constant between two systems A, B	$C_8 = \frac{15}{4} \left[\frac{\alpha^A \alpha_q^B E^A E_q^B}{E^A + E_q^B} \right] + \frac{15}{4} \left[\frac{\alpha_q^A \alpha^B E_q^A E^B}{E_q^A + E^B} \right]$	For the interaction potential term $V_8(r) = -C_8 r^{-8}$; $E_q^{A,B}$ represents average quadrupole transition energies and $\alpha_q^{A,B}$ are the respective quadrupole polarizabilities of A, B
van der Waals constant between an atom and a surface	$C_3 = \frac{\alpha g E^A E^S}{8(E^A + E^S)}$	For an interaction potential $V_3(r) = -C_3 r^{-3}$; $E^{A,S}$ are characteristic energies of the atom and surface; $g = 1$ for a free-electron metal and $g = (\epsilon_\infty - 1)/(\epsilon_\infty + 1)$ for an ionic crystal
Relationship between $\alpha(v)$ and oscillator strengths	$\alpha(v) = \frac{e^2 h^2}{4\pi^2 m_e} \sum \frac{f_k}{E_k^2 - (hv)^2}$	Here, f_k is the oscillator strength from the ground state to an excited state k , with excitation energy E_k . This formula is often used to estimate static polarizabilities ($v = 0$)
Dynamic polarizability	$\alpha(v) = \frac{\alpha E_r^2}{E_r^2 - (hv)^2}$	Approximate variation of the frequency-dependent polarizability $\alpha(v)$ from $v = 0$ up to the first dipole-allowed electronic transition, of energy E_r ; the static dipole polarizability is $\alpha(0)$; infrared contributions ignored
Rayleigh scattering cross section	$\alpha(v) = \frac{8\pi}{9c^4} (2\pi v)^4 \times [3\alpha^2(v) + 2\gamma^2(v) / 3]$	The photon frequency is v ; the polarizability anisotropy (the difference between polarizabilities parallel and perpendicular to the molecular axis) is $\gamma(v)$
Verdet constant	$V(v) = \frac{vn}{2m_e c^2} \left[\frac{d\alpha(v)}{dv} \right]$	Defined from $\theta = V(v)B$, where θ is the angle of rotation of linearly polarized light through a medium of number density n , per unit length, for a longitudinal magnetic field strength B (Faraday effect)

TABLE 2. Static Average Electric Dipole Polarizabilities for Ground State Atoms (in Units of 10^{-24} cm^3)

Atomic number	Atom	Polarizability	Estimated accuracy (%)	Method	Ref.	Atomic number	Atom	Polarizability	Estimated accuracy (%)	Method	Ref.
1	H	0.666793	"exact"	calc	MB77	18	Ar	1.6411	0.05	index/diel	NB65/OC67
2	He	0.2050522	"exact"	calc	LJS04	19	K	43.4	2	beam	MB77
		0.2050	0.1	index/diel	NB65/OC67	20	Ca	22.8	2	calc	MB77
3	Li	24.33	0.7	beam	MJBTV06			29.4	6	calc	BM02
4	Be	5.60	2	calc	MB77			25.0	8	beam	MB77
5	B	3.03	2	calc	MB77	21	Sc	17.8	25	calc	D84
6	C	1.76	2	calc	MB77	22	Ti	14.6	25	calc	D84
				calc/		23	V	12.4	25	calc	D84
7	N	1.10	2	index	MB77	24	Cr	11.6	25	calc	D84
				calc/		25	Mn	9.4	25	calc	D84
8	O	0.802	2	index	MB77	26	Fe	8.4	25	calc	D84
9	F	0.557	2	calc	MB77	27	Co	7.5	25	calc	D84
10	Ne	0.3956	0.1	diel	OC67	28	Ni	6.8	25	calc	D84
				inter-		29	Cu	6.2	6	calc	BM02
11	Na	24.11	0.12	ferom	ESCHP94			6.1	25	calc	D84
12	Mg	10.6	2	calc	MB77	30	Zn	5.75	2	index	GHM96
		11.1	5	calc	S71			6.1	6	calc	BM02
		10.6	5	calc	BM02			5.6	25	calc	D84
13	Al	6.8	4.4	beam	MMD90	31	Ga	8.12	2	calc	MB77
14	Si	5.38	2	calc	MB77	32	Ge	6.07	2	calc	MB77
15	P	3.63	2	calc	MB77	33	As	4.31	2	calc	MB77
16	S	2.90	2	calc	MB77	34	Se	3.77	2	calc	MB77
17	Cl	2.18	2	calc	MB77	35	Br	3.05	2	calc	MB77

Atomic number	Atom	Polarizability	Estimated accuracy			Atomic number	Atom	Polarizability	Estimated accuracy		
			(%)	Method	Ref.				(%)	Method	Ref.
36	Kr	2.4844	0.05	diel	OC67	69	Tm	21.8	25	calc	D84
37	Rb	47.3	2	beam	MB77	70	Yb	21.0	25	calc	D84
38	Sr	27.6	8	beam	MB77	71	Lu	21.9	25	calc	D84
		23.5	6	calc	BM02	72	Hf	16.2	25	calc	D84
39	Y	22.7	25	calc	D84	73	Ta	13.1	25	calc	D84
40	Zr	17.9	25	calc	D84	74	W	11.1	25	calc	D84
41	Nb	15.7	25	calc	D84	75	Re	9.7	25	calc	D84
42	Mo	12.8	25	calc	D84	76	Os	8.5	25	calc	D84
43	Tc	11.4	25	calc	D84	77	Ir	7.6	25	calc	D84
44	Ru	9.6	25	calc	D84	78	Pt	6.5	25	calc	D84
45	Rh	8.6	25	calc	D84	79	Au	5.8	25	calc	D84
46	Pd	4.8	25	calc	D84	80	Hg	5.02	1	index	GH96
47	Ag	7.2	25	calc	D84			5.7	25	calc	D84
		7.4	3	index	GH95	81	Tl	7.6	15	beam	NYU84
		7.2	6	calc	BM02			7.5	25	calc	D84
49	In	10.2	12	beam	GMBSJ84	82	Pb	6.8	25	calc	D84
		9.1	25	calc	D84	83	Bi	7.4	25	calc	D84
		9.1	25	calc	D84	84	Po	6.8	25	calc	D84
50	Sn	7.7	25	calc	D84	85	At	6.0	25	calc	D84
51	Sb	6.6	25	calc	D84	86	Rn	5.3	25	calc	D84
52	Te	5.5	25	calc	D84	87	Fr	48.60	2	calc	LSMS05
53	I	5.35	25	index	A56			47.1	5	calc	DJSB99
		4.7	25	calc	D84	88	Ra	38.3	25	calc	D84
54	Xe	4.044	0.5	diel	MB77	89	Ac	32.1	25	calc	D84
55	Cs	59.42	0.13	beam	AG03	90	Th	32.1	25	calc	D84
56	Ba	39.7	8	beam	MB77	91	Pa	25.4	25	calc	D84
57	La	31.1	25	calc	D84	92	U	24.9	6	beam	KB94
58	Ce	29.6	25	calc	D84	93	Np	24.8	25	calc	D84
59	Pr	28.2	25	calc	D84	94	Pu	24.5	25	calc	D84
60	Nd	31.4	25	calc	D84	95	Am	23.3	25	calc	D84
61	Pm	30.1	25	calc	D84	96	Cm	23.0	25	calc	D84
62	Sm	28.8	25	calc	D84	97	Bk	22.7	25	calc	D84
63	Eu	27.7	25	calc	D84	98	Cf	20.5	25	calc	D84
64	Gd	23.5	25	calc	D84	99	Es	19.7	25	calc	D84
65	Tb	25.5	25	calc	D84	100	Fm	23.8	25	calc	D84
66	Dy	24.5	25	calc	D84	101	Md	18.2	25	calc	D84
67	Ho	23.6	25	calc	D84	102	No	17.5	25	calc	D84
68	Er	22.7	25	calc	D84	119	ekafrancium	24.26	2	cal	LSMS05

^a Methods: calc = calculated value; beam = atomic beam deflection technique; interferom = atomic beam interference; index = determination based on the measured index of refraction; diel = determination based on the measured dielectric constant.

References

- A56. Atoji, M., *J. Chem. Phys.* 25, 174, 1956. Semiempirical method based on molecular polarizabilities and atomic radii.
- AG03. Amini, J. M., and Gould, H., *Phys. Rev. Lett.* 91, 153001, 2003.
- BM02. Bromley, M. W. J., and Mitroy, J., *Phys. Rev. A* 65, 062505, 2002; 062506, 2002.
- D84. Doolen, G. D., Los Alamos National Laboratory, unpublished. A relativistic linear response method was used. The method is that described by Zangwill, A., and Soven, P., *Phys. Rev. A* 21, 1561, 1980. Adjustments of less than 10% across the periodic table have been made to these results to bring them into agreement with accurate experimental values where available, for the purpose of presenting "recommended" polarizabilities in Table 2.
- DJSB99. Derevianko, A., Johnson, W. R., Safronova, M. S., and Babb, J. F., *Phys. Rev. Lett.* 82, 3589, 1999.
- ESCHP94. Ekstrom, C. R., Schmiedmayer, J., Chapman, M. S., Hammond, T. D., and Pritchard, D. E., *Phys. Rev. A* 51, 3883, 1995. See theoretical work by Thakkar, A. J., and Lupinetti, C., *Chem. Phys. Lett.* 402, 270, 2005.
- GH95. Goebel, D., and Holm, U., *Phys. Rev. A* 52, 3691, 1995.
- GH96. Goebel, D., and Holm, U., *J. Chem. Phys.* 100, 7710, 1996.
- GHM96. Goebel, D., Holm, U., and Maroulis, G., *Phys. Rev. A* 54, 1973, 1996.
- GMBSJ84. Guella, T. P., Miller, T. M., Bederson, B., Stockdale, J. A. D., and Jaduszliwer, B., *Phys. Rev. A* 29, 2977, 1984.
- KB94. Kadar-Kallen, M. A., and Bonin, K. D., *Phys. Rev. Lett.* 72, 828, 1994.
- LJS04. Łach, G., Jezionski, B., and Szalewicz, K., *Phys. Rev. Lett.* 92, 233001, 2004.
- LS04. Lim, I. S., and Schwerdfeger, P., *Phys. Rev. A* 70, 062501, 2004.
- LSMS05. Lim, L. S., Schwerdfeger, P., Metz, B., Stoll, H., *J. Chem. Phys.* 122, 104103, 2005.
- MB77. Miller, T. M., and Bederson, B., *Adv. At. Mol. Phys.* 13, 1, 1977. For simplicity, any value in Table 2 which has not changed since this 1977 review is referenced as MB77. Persons interested in original references and further details should consult MB77.
- MJBTV05. Miffre, A., Jacquey, M., Büchner, M., Tréneç, G., and Vigué, J., *Phys. Rev. A* 73, 011603 (R), 2006.

MMD90. Milani, P., Moullet, I., and de Heer, W. A., *Phys. Rev. A* 42, 5150, 1990. See theoretical comments on this result, in Fuentealba, P., *Chem. Phys. Lett.* 397, 459, 2004, and in Lupinetti, C., and Thakkar, A. J., *J. Chem. Phys.* 122, 044301, 2005.

NB65. Newell, A. C., and Baird, R. D., *J. Appl. Phys.* 36, 3751, 1965.

NYU84. Preliminary value from the New York University group. See GMBSJ84.

OC67. Orcutt, R. H., and Cole, R. H., *J. Chem. Phys.* 46, 697, 1967; see also the later references from this group, given following the tables.

S71. Stwalley, W. C., *J. Chem. Phys.* 54, 4517, 1971.

TABLE 3. Average Electric Dipole Polarizabilities for Ground State Diatomic Molecules (in Units of 10^{-24} cm³)

Molecule	Polarizability	Ref.	Molecule	Polarizability	Ref.
Al ₂	19	23		5.35	2
BH	3.32*	1	HgCl	7.4*	9
Br ₂	7.02	2	ICl	12.3	2
CO	1.95	3	K ₂	77	22
Cl ₂	4.61	3		72	21
Cs ₂	104	22	Li ₂	32.8	29
CsK	89	22		34	22
D ₂ ($\nu=0, J=0$)	0.7921*	5	LiCl	3.46*	10
D ₂ (293 K)	0.7954	6	LiF	10.8*	11
DCl	2.84	2	LiH	3.84*	12
F ₂	1.38*	7		3.68*	13
H ₂ ($\nu=0, J=0$)	0.8023*	5		3.88*	14
H ₂ (293 K)	0.8045*	5	N ₂	1.7403	6,8
H ₂ (293 K)	0.8042	6	NO	1.70	2
H ₂ (322 K)	0.8059	8	Na ₂	40	22
HBr	3.61	3		38	21
HCl	2.63	3	NaK	51	22
	2.77	2	NaLi	40	4
HD ($\nu=0, J=0$)	0.7976*	5	O ₂	1.5812	6
HF	0.80	27	Rb ₂	79	22
HI	5.44	3			

TABLE 4. Average Electric Dipole Polarizabilities for Ground State Triatomic Molecules (in Units of 10^{-24} cm³)

Molecule	Polarizability	Ref.	Molecule	Polarizability	Ref.
BeH ₂	4.34*	14	HgI ₂	19.1	2
CO ₂	2.911	8	Li ₃	34.5	29
CS ₂	8.74	3	LiNa ₂	61.2	30
	8.86	2	Li ₂ Na	35.4	30
D ₂ O	1.26	2	N ₂ O	3.03	8
H ₂ O	1.45	2	NO ₂	3.02	2+
H ₂ S	3.782	3	Na ₃	70	21
	3.95	2	O ₃	3.21	2
HCN	2.59	3	OCS	5.71	2
	2.46	2		5.2	15
HgBr ₂	14.5	2	SO ₂	3.72	3
HgCl ₂	11.6	2		4.28	2

TABLE 5. Average Electric Dipole Polarizabilities for Ground State Inorganic Polyatomic Molecules (Larger than Triatomic) (in Units of 10^{-24} cm³)

Molecule	Polarizability	Ref.	Molecule	Polarizability	Ref.
AsCl ₃	14.9	2	(HgCl) ₂	14.7	9
AsN ₃	5.75	2	K _n	$n=2,5,7-9,11,20$	21
BCl ₃	9.38	20	(KBr) ₂	42.0	16
BF ₃	3.31	2	(KCl) ₂	32.1	16
(BN ₃) ₂	5.73	2	(KF) ₂	21.0	16
(BH ₂ N) ₃	8.0	2+	(KI) ₂	36.3	16
ClF ₃	6.32	2	Li _n	$n=2-22$	29
(CsBr) ₂	54.5	16	(LiBr) ₂	18.9	16
(CsCl) ₂	42.4	16	(LiCl) ₂	13.1	16
(CsF) ₂	28.4	16	(LiF) ₂	6.9	16
(CsI) ₂	51.8	16	(LiI) ₂	23.4	16
Ga _n As _m	$n+m=4-30$	28	LiNa ₃	75.6	30
GeCl ₄	15.1	2	Li ₂ Na ₂	60.0	30
GeH ₃ Cl	6.7	2+	Li ₃ Na	54.8	30

Molecule	Polarizability	Ref.	Molecule	Polarizability	Ref.
ND ₃	1.70	2	(RbI) ₂	46.3	16
NF ₃	3.62	2	SF ₆	6.54	8
NH ₃	2.81	20	(SF ₅) ₂	13.2	2
	2.10	2	SO ₃	4.84	2
	2.26	3	SO ₂ Cl ₂	10.5	2
	2.22*	33	SeF ₆	7.33	2
(NO ₂) ₂	6.69	2	SiF ₄	5.45	2
Na _n	<i>n</i> =1-40	21	SiH ₄	5.44	2
(NaBr) ₂	26.8	16	(SiH ₃) ₂	11.1	2
(NaCl) ₂	23.4	16	SiHCl ₃	10.7	2
(NaF) ₂	20.7	16	SiH ₂ Cl ₂	8.92	2
(NaI) ₂	26.9	16	SiH ₃ Cl	7.02	2
OsO ₄	8.17	2	SnBr ₄	22.0	2
PCl ₃	12.8	2	SnCl ₄	18.0	2
PF ₅	6.10	2		13.8	15
PH ₃	4.84	2	SnI ₄	32.3	2
(RbBr) ₂	48.2	16	TeF ₆	9.00	2
(RbCl) ₂	43.2	16	TiCl ₄	16.4	2
(RbF) ₂	40.7	16	UF ₆	12.5	2

TABLE 6. Average Electric Dipole Polarizabilities for Ground State Hydrocarbon Molecules (in Units of 10⁻²⁴ cm³)

Molecule	Name	Polarizability	Ref.	Molecule	Name	Polarizability	Ref.
CH ₄	methane	2.593	8			10.87	15
C ₂ H ₂	acetylene	3.33	3		1-hexene	11.65	27
		3.93	2	C ₆ H ₁₄	hexane	11.9	2
C ₂ H ₄	ethylene	4.252	8	C ₇ H ₈	toluene	11.8	25
C ₂ H ₆	ethane	4.47	3			12.26	15
		4.43	2			12.3	2
C ₃ H ₄	propyne	6.18	2	C ₇ H ₁₂	1-heptyne	12.8	2†
C ₃ H ₆	propene	6.26	2	C ₇ H ₁₄	methylcyclohexane	13.1	2
	cyclopropane	5.66	2		1-heptene	13.51	27
C ₃ H ₈	propane	6.29	3	C ₇ H ₁₆	heptane	13.61	2
		6.37	2	C ₈ H ₈	styrene	15.0	2
C ₄ H ₆	1-butyne	7.41	2†			14.41	27
	1,3-butadiene	8.64	2	C ₈ H ₁₀	ethylbenzene	14.2	2
C ₄ H ₈	1-butene	7.97	2		<i>o</i> -xylene	14.9	2
		8.52	2			14.1	15
	<i>trans</i> -2-butene	8.49	2		<i>p</i> -xylene	13.7	25
	2-methylpropene	8.29	2			14.2	15
C ₄ H ₁₀	butane	8.20	2			14.9	2
	isobutane	8.14	27		<i>m</i> -xylene	14.2	15
C ₅ H ₆	1,3-cyclopentadiene	8.64	2	C ₈ H ₁₆	ethylcyclohexane	15.9	2
C ₅ H ₈	1-pentyne	9.12	2	C ₈ H ₁₈	<i>n</i> -octane	15.9	2
	<i>trans</i> -1,3-pentadiene	10.0	2		3-methylheptane	15.44	27
	isoprene	9.99	2		2,2,4-trimethylpentane	15.44	27
C ₅ H ₁₀	cyclopentane	9.15	18	C ₉ H ₁₀	α -methylstyrene	16.05	27
	1-pentene	9.65	27	C ₉ H ₁₂	isopropylbenzene	16.0	2†
	2-pentene	9.84	27		1,3,5-trimethylbenzene	15.5	25
C ₅ H ₁₂	pentane	9.99	2			16.14	27
	neopentane	10.20	18	C ₉ H ₁₈	isopropylcyclohexane	17.2	2
C ₆ H ₆	benzene	10.0	25	C ₉ H ₂₀	nonane	17.36	27
		10.32	3	C ₁₀ H ₈	naphthalene	16.5	17
		10.74	2			17.48	27
C ₆ H ₁₀	1-hexyne	10.9	2†	C ₁₀ H ₁₄	durene	17.3	25
	2-ethyl-1,3-butadiene	11.8	2†		<i>tert</i> -butylbenzene	17.2	25
	3-methyl-1,3-pentadiene	11.8	2†			17.8	2†
	2-methyl-1,3-pentadiene	12.1	2†	C ₁₀ H ₂₀	<i>tert</i> -butylcyclohexane	19.8	2
	2,3-dimethyl-1,3-butadiene	11.8	2†	C ₁₀ H ₂₂	decane	19.10	27
	cyclohexene	10.7	2†	C ₁₁ H ₁₀	α -methylnaphthalene	19.35	27
C ₆ H ₁₂	cyclohexane	11.0	18		β -methylnaphthalene	19.52	27

Molecule	Name	Polarizability	Ref.	Molecule	Name	Polarizability	Ref.
C ₁₁ H ₁₄	α,β -trimethylstyrene	19.64	27		phenanthrene	36.8*	17
C ₁₁ H ₁₆	pentamethylbenzene	19.1	25			24.70	27
C ₁₁ H ₂₄	undecane	21.03	27	C ₁₄ H ₂₂	<i>p</i> -di- <i>tert</i> -butylbenzene	24.5	25
C ₁₂ H ₁₀	acenaphthene	20.61	27	C ₁₆ H ₁₀	pyrene	28.22	27
C ₁₂ H ₁₂	α -ethylnaphthalene	21.19	27	C ₁₇ H ₁₂	2,3- benzfluorene	30.21	27
	β -ethylnaphthalene	21.36	27	C ₁₈ H ₁₂	naphthacene	32.27	27
C ₁₂ H ₁₈	hexamethylbenzene	20.9	25		1,2- benzanthracene	32.86	27
C ₁₂ H ₂₆	dodecane	22.75	27		chrysene	33.06	27
C ₁₃ H ₁₀	fluorene	21.68	27		triphenylene	31.07	27
C ₁₄ H ₁₀	anthracene	25.4	17	C ₁₈ H ₃₀	1,3,5-tri- <i>tert</i> -butylbenzene	31.8	25
		25.93	27	C ₂₄ H ₁₂	coronene	42.50	27

TABLE 7. Average Electric Dipole Polarizabilities for Ground State Organic Halides (in Units of 10⁻²⁴ cm³)

Molecule	Name	Polarizability	Ref.	Molecule	Name	Polarizability	Ref.
CBr ₂ F ₂	dibromodifluoromethane	9.0	2 ⁺		<i>trans</i> -dichloroethylene	8.15	27
CClF ₃	chlorotrifluoromethane	5.72	20		<i>cis</i> -dichloroethylene	8.03	27
		5.59	2	C ₂ H ₂ Cl ₂ F ₂	1,1-dichloro-2,2-difluoroethane	8.4	2 ⁺
CCl ₂ F ₂	dichlorodifluoromethane	7.93	20				
		7.81	2	C ₂ H ₂ Cl ₂ O	chloroacetyl chloride	8.92	2
CCl ₂ O	phosgene	7.29	2	C ₂ H ₂ Cl ₃ F	1,2,2-trichloro-1-fluoroethane	10.2	2 ⁺
CCl ₂ S	thiophosgene	10.2	2	C ₂ H ₂ Cl ₄	1,1,2,2-tetrachloroethane	12.1	2 ⁺
CCl ₃ F	trichlorofluoromethane	9.47	2	C ₂ H ₂ ClN	chloroacetoneitrile	6.10	18
CCl ₃ NO ₂	trichloronitromethane	10.8	2 ⁺	C ₂ H ₂ F ₂	1,1-difluoroethylene	5.01	20
CCl ₄	carbon tetrachloride	11.2	2	C ₂ H ₃ Br	bromoethylene	7.59	2
		10.5	3	C ₂ H ₃ Cl	chloroethylene	6.41	2
CF ₄	carbon tetrafluoride	3.838	8	C ₂ H ₃ ClF ₂	1-chloro-1,1-difluoroethane	8.05	2
CF ₂ O	carbonylfluoride	1.88*	17	C ₂ H ₃ ClO	acetyl chloride	6.62	2
CHBr ₃	bromoform	11.8	27	C ₂ H ₃ ClO ₂	methyl chloroformate	7.1	2 ⁺
CHBrF ₂	bromodifluoromethane	5.7	2 ⁺	C ₂ H ₃ Cl ₃	1,1,1-trichloroethane	10.7	2
CHClF ₂	chlorodifluoromethane	6.38	20	C ₂ H ₃ F ₃	1,1,1-trifluoroethane	4.4	2 ⁺
		5.91	2	C ₂ H ₃ I	iodoethylene	9.3	2 ⁺
CHCl ₂ F	dichlorofluoromethane	6.82	2	C ₂ H ₄ BrCl	1-bromo-2-chloroethane	9.5	2 ⁺
CHCl ₃	chloroform	9.5	8	C ₂ H ₄ Br ₂	1,2-dibromoethane	10.7	2 ⁺
		8.23	27	C ₂ H ₄ ClF	1-chloro-2-fluoroethane	6.5	2 ⁺
CHF ₃	fluoroform	3.52	20	C ₂ H ₄ ClNO ₂	1-chloro-1-nitroethane	10.9	2
		3.57	8	C ₂ H ₄ Cl ₂	1,1-dichloroethane	8.64	2
CHFO	fluoroformaldehyde	1.76*	17		1,2-dichloroethane	8.0	2 ⁺
CHI ₃	iodoform	18.0	27			8.05	2
CH ₂ Br ₂	dibromomethane	9.32	2			7.28	27
		8.68	27	C ₂ H ₅ Cl	chloroethane	7.27	20
CH ₂ CINO ₂	chloronitromethane	6.9	2 ⁺			8.29	2
CH ₂ Cl ₂	dichloromethane	6.48	3			6.4	15
		7.93	2	C ₂ H ₅ ClO	2-chloroethanol	7.1	2 ⁺
CH ₂ I ₂	diiodomethane	12.90	27			6.88	27
CH ₃ Br	bromomethane	5.87	20		chloromethyl methyl ether	7.1	2 ⁺
		6.03	2	C ₂ H ₅ F	fluoroethane	4.96	2
		5.55	15	C ₂ H ₅ I	iodoethane	10.0	2
CH ₃ Cl	chloromethane	5.35	20	C ₃ H ₄ Cl ₂	dichloropropene	10.1	2 ⁺
		4.72	8	C ₃ H ₅ Cl	chloropropene	8.3	2
CH ₃ F	fluoromethane	2.97	8	C ₃ H ₅ ClO	chloroacetone	8.4	2 ⁺
CH ₃ I	iodomethane	7.97	2	C ₃ H ₅ ClO ₂	ethyl chloroformate	9.0	2 ⁺
C ₂ ClF ₅	chloropentafluoroethane	6.3	2 ⁺	C ₃ H ₆ ClNO ₂	1-chloro-1-nitropropane	10.4	2 ⁺
C ₂ Cl ₂ F ₄	1,2-dichlorotetrafluoroethane	8.5	2 ⁺	C ₃ H ₆ Cl ₂	dichloropropane	10.9	2 ⁺
C ₂ Cl ₃ N	trichloroacetoneitrile	10.42	18	C ₃ H ₇ Br	1-bromopropane	9.4	2 ⁺
C ₂ F ₆	hexafluoroethane	6.82	2			9.07	27
C ₂ HBr	bromoacetylene	7.39	2		2-bromopropane	9.6	2 ⁺
C ₂ HCl	chloroacetylene	6.07	2	C ₃ H ₇ Cl	chloropropane	10.0	2
C ₂ HCl ₃	trichloroethlyene	10.03	27	C ₃ H ₇ ClO	β -chloroethyl methyl ether	8.71	27
C ₂ HCl ₅	pentachloroethane	14.0	2		2-chloro-1-propanol	8.89	27
C ₂ H ₂ Cl ₂	1,1-dichloroethylene	7.83	27		3-chloro-1-propanol	8.84	27

Molecule	Name	Polarizability	Ref.	Molecule	Name	Polarizability	Ref.
C ₃ H ₇ I	1-iodopropane	11.5	2 [†]	C ₆ H ₅ Br	bromobenzene	14.7	2
C ₄ H ₅ Cl	4-chloro-1,2-butadiene	10.0	2 [†]			13.62	27
C ₄ H ₇ Cl	1-chloro-2-methylpropene	10.8	2	C ₆ H ₅ Cl	chlorobenzene	14.1	2
C ₄ H ₇ ClO ₂	2-chlorobutyric acid	10.87	27			12.3	15
	3-chlorobutyric acid	10.80	27	C ₆ H ₅ ClO	chlorophenol	13.0	2 [†]
	4-chlorobutyric acid	10.69	27	C ₆ H ₅ F	fluorobenzene	10.3	2
C ₄ H ₈ Cl ₂	1,4-dichlorobutane	12.0	2 [†]	C ₆ H ₅ I	iodobenzene	15.5	2 [†]
C ₄ H ₉ Br	bromobutane	13.9	2	C ₆ H ₁₁ ClO ₂	ethyl 2-chlorobutanoate	14.16	27
		10.86	27		ethyl 3-chlorobutanoate	14.13	27
C ₄ H ₉ Cl	1-chlorobutane	11.3	2		ethyl 4-chlorobutanoate	14.11	27
	1-chloro-2-methylpropane	11.1	2	C ₆ H ₁₃ Br	bromohexane	14.44	27
	2-chloro-2-methylpropane	12.5	2 [†]	C ₆ H ₁₃ F	fluorohexane	11.80	27
	2-chlorobutane	12.4	2	C ₇ H ₇ Br	<i>p</i> -bromotoluene	14.80	27
C ₄ H ₉ ClO	β -chloroethyl ethyl ether	10.56	27	C ₇ H ₇ Cl	<i>p</i> -chlorotoluene	13.70	27
	2-chloro-1-butanol	10.70	27	C ₇ H ₇ F	<i>p</i> -fluorotoluene	11.70	27
	3-chloro-1-butanol	10.38	27	C ₇ H ₇ I	<i>p</i> -iodotoluene	17.10	27
C ₄ H ₉ I	1-iodobutane	13.3	2 [†]	C ₇ H ₁₅ Br	1-bromoheptane	16.8	2 [†]
		12.65	27			16.23	27
C ₅ H ₉ ClO ₂	methyl 2-chlorobutanoate	12.33	27	C ₇ H ₁₅ F	fluoroheptane	13.66	27
	methyl 3-chlorobutanoate	12.31	27	C ₈ H ₁₇ Br	bromooctane	18.02	27
	methyl 4-chlorobutanoate	12.27	27	C ₈ H ₁₇ F	fluorooctane	15.46	27
	2-chloropentanoic acid	12.69	27	C ₉ H ₁₉ Br	bromononane	19.81	27
	3-chloropentanoic acid	12.57	27	C ₉ H ₁₉ F	fluorononane	17.34	27
	4-chloropentanoic acid	12.53	27	C ₁₀ F ₈	octafluoronaphthalene	17.64	27
C ₅ H ₁₁ Br	1-bromopentane	13.1	2 [†]	C ₁₀ H ₇ Br	α -bromonaphthalene	20.34	27
C ₅ H ₁₁ Cl	1-chloropentane	12.0	2 [†]	C ₁₀ H ₇ Cl	α -chloronaphthalene	19.30	27
C ₅ H ₁₁ F	fluoropentane	9.95	27		β -chloronaphthalene	19.58	27
C ₆ F ₆	hexafluorobenzene	9.58	27	C ₁₀ H ₇ I	α -iodonaphthalene	22.41	27
C ₆ HF ₅	pentafluorobenzene	9.63	27		β -iodonaphthalene	22.95	27
C ₆ H ₂ Cl ₂ O ₂	2,5-dichloro-1,4-benzoquinone	18.4	2	C ₁₀ H ₂₁ Br	bromodecane	21.60	27
C ₆ H ₂ F ₄	1,2,3,4-tetrafluorobenzene	9.69	27	C ₁₀ H ₂₁ F	fluorodecane	19.18	27
	1,2,4,5-tetrafluorobenzene	9.69	27	C ₁₁ H ₂₃ F	fluoroundecane	21.00	27
C ₆ H ₃ F ₃	1,3,5-trifluorobenzene	9.74	27	C ₁₂ H ₂₅ Br	bromododecane	25.18	27
C ₆ H ₄ BrF	<i>p</i> -bromofluorobenzene	13.4	2 [†]	C ₁₂ H ₂₅ F	fluorododecane	22.83	27
C ₆ H ₄ ClNO ₂	chloronitrobenzene	14.6	2 [†]	C ₁₂ H ₈ Br ₂ O	4,4'-dibromodiphenyl ether	27.8	2 [†]
C ₆ H ₄ Cl ₂	<i>o</i> -dichlorobenzene	14.17	27	C ₁₂ H ₉ BrO	4-bromodiphenyl ether	24.2	2 [†]
	<i>m</i> -dichlorobenzene	14.23	27	C ₉ H ₁₁ BrO	<i>p</i> -bromophenyl- <i>p</i> -tolyl ether	26.6	2 [†]
	<i>p</i> -dichlorobenzene	14.20	27	C ₁₄ H ₉ Br	9-bromoanthracene	28.32	27
C ₆ H ₄ FI	<i>p</i> -fluoroiodobenzene	15.5	2 [†]	C ₁₄ H ₉ Cl	9-chloroanthracene	27.35	27
C ₆ H ₄ FNO ₂	<i>p</i> -fluoronitrobenzene	12.8	2 [†]	C ₁₄ H ₉ F	fluoranthracene	28.34	27
C ₆ H ₄ F ₂	<i>o</i> -difluorobenzene	9.80	27	C ₁₄ H ₂₉ F	fluorotetradecane	26.57	27
	<i>m</i> -difluorobenzene	10.3	2 [†]	C ₁₆ H ₃₃ Br	bromohexadecane	32.34	27
	<i>p</i> -difluorobenzene	9.80	27	C ₁₈ H ₃₇ Br	bromooctadecane	35.92	27

TABLE 8. Static Average Electric Dipole Polarizabilities for Other Ground State Organic Molecules (in Units of 10⁻²⁴ cm³)

Molecule	Name	Polarizability	Ref.	Molecule	Name	Polarizability	Ref.
CN ₄ O ₈	tetranitromethane	15.3	2	C ₂ H ₃ N	acetonitrile	4.40	2 [†]
CH ₂ O	formaldehyde	2.8	2 [†]			4.48	18
		2.45	18	C ₂ H ₄ O	acetaldehyde	4.6	2 [†]
CH ₂ O ₂	formic acid	3.4	2 [†]			4.59	18
CH ₃ NO	formamide	4.2	2 [†]		ethylene oxide	4.43	18
		4.08	18	C ₂ H ₄ O ₂	acetic acid	5.1	2 [†]
CH ₃ NO ₂	nitromethane	7.37	2		methyl formate	5.05	27
CH ₄ O	methanol	3.29	2	C ₂ H ₄ O ₄	formic acid dimer	12.7	2
		3.23	15	C ₂ H ₅ NO	acetamide	5.67	18
		3.32	18		<i>N</i> -methyl formamide	5.91	18
CH ₅ N	methyl amine	4.7	2	C ₂ H ₅ NO ₂	nitroethane	9.63	2
		4.01	19		ethyl nitrite	7.0	15
		4.01*	33	C ₂ H ₆ O	ethanol	5.41	2
C ₂ N ₂	cyanogen	7.99	2			5.11	18
C ₂ H ₂ O	ketene	4.4	2 [†]		methyl ether	5.29	20

Molecule	Name	Polarizability	Ref.	Molecule	Name	Polarizability	Ref.
		5.84	2		1,4-dioxane	10.0	2
		5.16	15		<i>p</i> -dioxane	8.60	18
C ₂ H ₆ O ₂	ethylene glycol	5.7	2 [†]		2-methyl-1,3-dioxolane	9.44	15
		5.61	27		butyric acid	8.58	27
C ₂ H ₆ O ₂ S	dimethyl sulfone	7.3	2 [†]		methyl propionate	8.97	27
C ₂ H ₆ S	ethanethiol	7.41	2	C ₄ H ₉ NO ₂	1-nitrobutane	10.4	2 [†]
C ₂ H ₇ N	ethyl amine	7.10	2		2-methyl-2-nitropropane	10.3	2 [†]
	dimethyl amine	6.37	2	C ₄ H ₁₀ O	ethyl ether	10.2	2
		5.90*	33			8.73	15
C ₂ H ₈ N ₂	ethylene diamine	7.2	2 [†]		1-butanol	8.88	2
C ₃ H ₂ N ₂	malononitrile	5.79	18		2-methylpropanol	8.92	2
C ₃ H ₃ N	acrylonitrile	8.05	2		methyl propyl ether	8.86	27
C ₃ H ₄ N ₂	pyrazole	7.23	27		ethylene glycol monoethyl ether	9.28	27
C ₃ H ₄ O	propenal	6.38	2 [†]	C ₄ H ₁₀ S	ethyl sulfide	10.8	2
C ₃ H ₅ N	propionitrile	6.70	2	C ₄ H ₁₁ N	butylamine	13.5	2
		6.24	18		diethylamine	10.2	2
		6.27*	32			9.61	27
C ₃ H ₆ O	acetone	6.33	15	C ₅ H ₅ N	pyridine	9.5	15
		6.4	2 [†]			9.18	27
		6.39	18		4-cyano-1,3-butadiene	10.5	2 [†]
	allyl alcohol	7.65	2	C ₅ H ₈ N ₂	1,5-dimethylpyrazole	10.72	27
	propionaldehyde	6.50	2	C ₅ H ₈ O ₂	acetyl acetone	10.5	2 [†]
C ₃ H ₆ O ₂	propionic acid	6.9	2 [†]	C ₅ H ₉ N	valeronitrile	10.4	2
	ethyl formate	8.01	2		22-DMPN	9.59	18
		6.88	27	C ₅ H ₁₀ O	diethyl ketone	9.93	15
	methyl acetate	6.94	2		methyl propyl ketone	9.93	15
		6.81	27	C ₅ H ₁₀ O ₂	ethyl propionate	10.41	27
C ₃ H ₆ O ₃	dimethyl carbonate	7.7	2 [†]		methyl butanoate	10.41	27
C ₃ H ₇ NO	<i>N</i> -methyl acetamide	7.82	18	C ₅ H ₁₀ O ₃	diethyl carbonate	11.3	2
	<i>N,N</i> -dimethyl formamide	7.81	18	C ₅ H ₁₂ O	ethyl propyl ether	10.68	27
C ₃ H ₇ NO ₂	nitropropane	8.5	2 [†]	C ₅ H ₁₂ O ₄	tetramethyl orthocarbonate	13.0	2 [†]
C ₃ H ₈ O	2-propanol	7.61	2	C ₆ H ₄ N ₂ O ₄	<i>p</i> -dinitrobenzene	18.4	2
		6.97	18	C ₆ H ₄ O ₂	<i>p</i> -benzoquinone	14.5	2
	1-propanol	6.74	2	C ₆ H ₅ NO ₂	nitrobenzene	14.7	2
	ethyl methyl ether	7.93	2			12.92	15
C ₃ H ₈ O ₂	dimethoxymethane	7.7	2 [†]	C ₆ H ₆ O	phenol	11.1	2 [†]
	ethylene glycol monomethyl ether	7.44	27			9.94*	17
C ₃ H ₉ N	propylamine	7.70	27	C ₆ H ₇ N	aniline	12.1	2 [†]
		9.20	2	C ₆ H ₈ N ₂	phenylenediamine	13.8	2 [†]
	isopropylamine	7.77	27		phenylhydrazine	12.91	27
	trimethylamine	8.15	2	C ₆ H ₁₀ N ₂	1-ethyl-5-methylpyrazole	12.50	27
		7.78*	33	C ₆ H ₁₀ O ₃	ethyl acetoacetate	12.9	2 [†]
C ₄ H ₂ N ₂	fumaronitrile	11.8	2	C ₆ H ₁₂ N ₂	dimethylketazine	15.6	2
C ₄ H ₄ N ₂	succinonitrile	8.1	2 [†]	C ₆ H ₁₂ O	cyclohexanol	11.56	18
	pyrimidine	8.53*	17	C ₆ H ₁₂ O ₂	amyl formate	14.2	2
	pyridazine	9.27*	17	C ₆ H ₁₂ O ₃	paraldehyde	17.9	2
C ₄ H ₄ O ₂	diketene	8.0	2 [†]	C ₆ H ₁₄ O	propyl ether	12.8	2
C ₄ H ₄ S	thiophene	9.67	2			12.5	15
C ₄ H ₅ N	methacrylonitrile	8.0	2 [†]	C ₆ H ₁₄ O ₂	1,1-diethoxyethane	13.2	2 [†]
	<i>trans</i> -crotononitrile	8.2	2 [†]		1,2-diethoxyethane	11.3	2 [†]
C ₄ H ₆ N ₂	<i>N</i> -methylpyrazole	8.99	27	C ₆ H ₁₅ N	triethylamine	13.1	2
C ₄ H ₆ O	crotonaldehyde	8.5	2 [†]			13.38	27
	methacrylaldehyde	8.3	2 [†]		dipropylamine	13.29	27
C ₄ H ₆ O ₂	biacetyl	8.2	2 [†]	C ₇ H ₄ N ₂ O ₂	<i>p</i> -cyanonitrobenzene	19.0	2
C ₄ H ₆ O ₃	acetic anhydride	8.9	2 [†]	C ₇ H ₅ N	benzonitrile	12.5	2 [†]
C ₄ H ₆ S	divinyl sulfide	10.9	2 [†]	C ₇ H ₇ NO ₃	nitroanisole	15.7	2 [†]
C ₄ H ₇ N	butyronitrile	8.4	2 [†]	C ₇ H ₈ O	anisole	13.1	2 [†]
	isobutyronitrile	8.05	18	C ₇ H ₉ NO	<i>o</i> -anisidine	14.2	2 [†]
		8.05*	32	C ₇ H ₁₀ N ₂	1,1-methylphenylhydrazine	14.81	27
C ₄ H ₈ O	butanal	8.2	2 [†]	C ₇ H ₁₄ O	cyclohexyl methyl ether	13.4	2 [†]
	methyl ethyl ketone	8.13	15		2,4-dimethyl-3-pentanone	13.5	15
	<i>trans</i> -2,3-epoxy butane	8.22*	17	C ₈ H ₁₆ O ₂	pentyl acetate	14.9	2
C ₄ H ₈ O ₂	ethyl acetate	9.7	2	C ₈ H ₄ N ₂	<i>p</i> -dicyanobenzene	19.2	2
		8.62	27				

Molecule	Name	Polarizability	Ref.	Molecule	Name	Polarizability	Ref.
C ₈ H ₆ N ₂	quinoxaline	15.13	27		2-methylquinoline	18.65	27
C ₈ H ₈ O	acetophenone	15.0	2		1-methylisoquinoline	18.28	27
C ₈ H ₈ O ₂	2,5-dimethyl-1,4-benzoquinone	18.8	2	C ₁₀ H ₁₀ Fe	ferrocene	17.1	26
C ₈ H ₁₀ O	phenetole	14.9	2	C ₁₀ H ₁₀ N ₂	2,3-dimethylquinoxaline	18.70	27
C ₈ H ₁₁ N	N-dimethylaniline	16.2	2*	C ₁₀ H ₁₄ BeO ₄	beryllium acetylacetonate	34.1	2
C ₈ H ₁₂ N ₂	1,1-ethylphenylhydrazine	16.62	27	C ₁₁ H ₈ O	1-naphthaldehyde	19.75	27
C ₈ H ₁₂ O ₂	ethyl sorbate	17.2	2*		2-naphthaldehyde	20.06	27
	tetramethylcyclobutane-1,3-dione	18.6	2	C ₁₂ H ₈ N ₂	phenazine	23.43	27
C ₈ H ₁₄ O ₄	diethyl succinate	16.8	2†	C ₁₂ H ₉ NO ₃	4-nitrodiphenyl ether	24.7	2†
C ₈ H ₁₈ O	butyl ether	17.2	2	C ₁₄ H ₈ O ₂	anthraquinone	24.46	27
C ₉ H ₇ N	quinoline	15.70	27	C ₁₄ H ₁₄ O	di- <i>p</i> -tolyl ether	24.9	2†
	isoquinoline	16.43	27	C ₁₅ H ₂₁ AlO ₆	aluminum acetylacetonate	51.9	2
C ₉ H ₁₀ O ₂	ethyl benzoate	16.9	2†	C ₁₅ H ₂₁ CrO ₆	chromium acetylacetonate	53.7	2
C ₉ H ₂₁ N	tripropylamine	18.87	27	C ₁₅ H ₂₁ FeO ₆	ferric acetylacetonate	58.1	2
C ₁₀ H ₉ N	α-naphthylamine	19.50	27	C ₂₀ H ₂₈ O ₈ Th	thorium acetylacetonate	79.0	2
	β-naphthylamine	19.73	27	C ₆₀	buckminsterfullerene	76.5	24
						79	31

Note: All polarizabilities in the tables are experimental values except those values marked by an asterisk (*), which indicates a calculated result. The experimental polarizabilities are mostly determined by measurements of a dielectric constant or refractive index which are quite accurate (0.5% or better). However, one should treat many of the results with several percent of caution because of the age of the data and because some of the results refer to optical frequencies rather than static. Comments given with the references are intended to allow one to judge the degree of caution required. Interested persons should consult these references. In many cases, the reference given is to a theoretical paper in which the experimental results are quoted. These papers, noted in the References, contain valuable information on polarizability calculations and experimental data which often includes the tensor components of the polarizability.

An empirical additive formula for molecular polarizabilities at 589 nm frequency has been given in Bosque, R., and Sales, J., *J. Chem. Inf. Comput. Sci.* 42, 1154, 2002: $\alpha = 0.32 + 1.51\#C + 0.17\#H + 0.57\#O + 1.05\#N + 2.99\#S + 2.48\#P + 2.16\#Cl + 3.29\#Br + 5.45\#I$, where "#C" denotes the number of carbon atoms in the molecule, etc.

References

- Kagawa, H., Ichimura, A., Kamka, N. A., and Mori, K., *J. Mol. Structure (Theochem)* 546, 127, 2001. Parameters were developed for rapid estimation of molecular polarizabilities; this paper contains references for the measured polarizabilities of 371 molecules.
- McCullough, E. A., Jr., *J. Chem. Phys.*, 63, 5050, 1975. This calculation is for the parallel component, not the average polarizability.
 - Maryott, A. A., and Buckley, F., *U. S. National Bureau of Standards Circular No. 537*, 1953. A tabulation of dipole moments, dielectric constants, and molar refractions measured between 1910 and 1952, and used here to determine polarizabilities if no more recent result exists. The polarizability is $3/(4\pi N_A)$ times the molar polarization or molar refraction, where N_A is Avogadro's number. The value $3/(4\pi N_A) = 0.3964308 \times 10^{-24} \text{ cm}^3$ was used for this conversion. A dagger (†) following the reference number in the tables indicates that the polarizability was derived from the molar refraction and hence may not include some low-frequency contributions to the static polarizability; these "static" polarizabilities are therefore low by 1 to 30%.
 - Hirschfelder, J. O., Curtis, C. F., and Bird, R. B., *Molecular Theory of Gases and Liquids*, Wiley, New York, 1954, p. 950. Fundamental information on molecular polarizabilities.
 - Miller, T. M., and Bederson, B., *Adv. At. Mol. Phys.*, 13, 1, 1977. Review emphasizing atomic polarizabilities and measurement techniques. The data quoted in Table 3 are accurate to 8 to 12%.
 - Kolos, W., and Wolniewicz, L., *J. Chem. Phys.*, 46, 1426, 1967. Highly accurate molecular hydrogen calculations. See also recent work by Machado, A. M., and Masilli, M., *J. Chem. Phys.* 120, 7505, 2004.
 - Newell, A. C., and Baird, R. C., *J. Appl. Phys.*, 36, 3751, 1965. Highly accurate refractive index measurements at 47.7 GHz (essentially static).
 - Jao, T. C., Beebe, N. H. F., Person, W. B., and Sabin, J. R., *Chem. Phys. Lett.*, 26, 474, 1974. Tensor polarizabilities, derivatives, and other results are reported.
 - Orcutt, R. H., and Cole, R. H., *J. Chem. Phys.*, 46, 697, 1967 (He, Ne, Ar, Kr, H₂, N₂); Sutter, H., and Cole, R. H., *J. Chem. Phys.*, 52, 132, 1970 (CF₃H, CFH₃, CClF₃, CClH₃); Bose, T. K., and Cole, R. H., *J. Chem. Phys.*, 52, 140, 1970 (CO₂), and 54, 3829, 1971 (C₂H₄); Nelson, R. D., and Cole, R. H., *J. Chem. Phys.*, 54, 4033, 1971 (SF₆, CClF₃); Bose, T. K., Sochanski, J. S., and Cole, R. H., *J. Chem. Phys.*, 57, 3592, 1972 (CH₄, CF₄); Kirouac, S., and Bose, T. K., *J. Chem. Phys.*, 59, 3043, 1973 (N₂O), and 64, 1580, 1976 (He). Highly accurate dielectric constant measurements. These modern data give the most accurate polarizabilities available. A criticism of the interpretation of these data in the case of polar molecules is given in Ref. 20, p. 2905.
 - Huestis, D. L., Technical Report #MP 78-25, SRI International (project PYU 6158), Menlo Park, CA 94025. Molar refractions for mercury-chlorine compounds are analyzed.
 - Bounds, D. G., Clarke, J. H. R., and Hinchliffe, A., *Chem. Phys. Lett.*, 45, 367, 1977. Theoretical tensor polarizability for LiCl.
 - Kolker, H. J., and Karplus, M., *J. Chem. Phys.*, 39, 2011, 1963. Theoretical.
 - Cutschick, V. P., and McKoy, V., *J. Chem. Phys.*, 58, 2397, 1973. Theoretical tensor polarizabilities.
 - Gready, J. E., Bacskey, G. B., and Hush, N. S., *Chem. Phys.*, 22, 141, 1977, and 23, 9, 1977. Theoretical.
 - Amos, A. T., and Yoffe, J. A., *J. Chem. Phys.*, 63, 4723, 1975. Theoretical.
 - Stuart, H. A., *Landolt-Börnstein Zahlenwerte und Funktionen*, Vol. 1, Part 3, Eucken, A., and Hellwege, K. H., Eds., Springer-Verlag, Berlin, 1951, p. 511. Tabulation of molecular polarizabilities. Two misprints in the chemical symbols have been corrected.
 - Guella, T., Miller, T. M., Stockdale, J. A. D., Bederson, B., and Vuskovic, L., *J. Chem. Phys.*, 94, 6857, 1991. Beam measurements with accuracies between 12-24%.
 - Marchese, F. T., and Jaff, H. H., *Theoret. Chim. Acta* (Berlin), 45, 241, 1977. Theoretical and experimental tensor polarizabilities are tabulated in this paper.
 - Applequist, J., Carl, J. R., and Fung, K.-K., *J. Am. Chem. Soc.*, 94, 2952, 1972. Excellent reference on the calculation of molecular polarizabilities, including extensive tables of tensor polarizabilities, both theoretical and experimental, at 589.3 nm wavelength.
 - Bridge, N. J., and Buckingham, A. D., *Proc. Roy. Soc. (London)*, A295, 334, 1966. Measured tensor polarizabilities at 633 nm wavelength.
 - Barnes, A. N. M., Turner, D. J., and Sutton, L. E., *Trans. Faraday Soc.*, 67, 2902, 1971. Dielectric constants yielding polarizabilities accurate from 0.3-8%.

21. Rayane, D., Allouche, A. R., Benichou, E., Antoine, R., Aubert-Frecon, M., Dugourd, Ph., Broyer, M., Ristori, C., Chandezon, F., Huber, B. A., and Guet, C., *Eur. Phys. J. D* 9, 243, 1999. See also Knight, W. D., Clemenger, K., de Heer, W. A., and Saunders, W. A., *Phys. Rev. B* 31, 2539, 1985. These data probably correspond to a very low internal temperature.
22. Tarnovsky, V., Bunimovicz, M., Vuskovic, L., Stumpf, B., and Bederson, B., *J. Chem. Phys.*, 98, 3894, 1993. These data correspond to internal temperatures 480-948 K.
23. Milani, P., Moullet, I., and de Heer, W. A., *Phys. Rev. A*, 42, 5150, 1990. Beam measurements accurate to 11%.
24. Antoine, R., Dugourd, P., Rayane, D., Benichou, E., Broyer, M., Chandezon, F., and Guet, C., *J. Chem. Phys.*, 110, 9771, 1999.
25. Aroney, M. J., and Pratten, S. J., *J. Chem. Soc., Faraday Trans.*, 1, 80, 1201, 1984. Uncertainties in the range 1-3%.
26. Le Fevre, R. J. W., Murthy, D. S. N., and Saxby, J. D., *Aust. J. Chem.*, 24, 1057, 1971. Kerr effect.
27. No, K. T., Cho, K. H., Jhon, M. S., and Scheraga, H. A., *J. Am. Chem. Soc.*, 115, 2005, 1993. Theoretical; these results are quoted in numerous valuable papers on calculated polarizabilities, e.g., Miller, K. J., and Savchik, J. A., *J. Am. Chem. Soc.*, 101, 7206, 1979.
28. Schlecht, S., Schäfer, R., Woenckhaus, J., Becker, J. A., *Chem. Phys. Lett.*, 246, 315, 1995.
29. Benichou, E., Antoine, R., Rayane, D., Vezin, B., Dalby, F. W., Dugourd, P., Ristori, C., Chandezon, F., Huber, B. A., Rocco, J. C., Blundell, S. A., and Guet, C., *Phys. Rev. A* 59, R1, 1999. See also Rayane, D., Allouche, A. R., Benichou, E., Antoine, R., Aubert-Frecon, M., Dugourd, Ph., Broyer, M., Ristori, C., Chandezon, F., Huber, B. A., and Guet, C., *Eur. Phys. J. D* 9, 243, 1999.
30. Antoine, R., Rayane, D., Allouche, A. R., Aubert-Frécon, M., Benichou, E., Dalby, F. W., Dugourd, P., Broyer, M., and Guet, C., *J. Chem. Phys.*, 110, 5568, 1999.
31. Ballard, A., Bonin, K., and Louderback, J., *J. Chem. Phys.* 113, 5732, 2000.
32. Ritchie, G.L.D., and Watson, J.N., *J. Phys. Chem. A* 108, 4515, 2004. These measurements are at 632.8 nm frequency, and are stated accurate to 0.4%.
33. Ritchie, G.L.D., and Blanch, E.W., *J. Phys. Chem. A* 107, 2093, 2003. These measurements are at 632.8 nm frequency, and are stated accurate to better than 1%.

IONIZATION ENERGIES OF ATOMS AND ATOMIC IONS

The ionization energies (often called ionization potentials) of neutral and partially ionized atoms are listed in this table. Data were obtained from the compilations cited below, supplemented by results from the recent research literature. Values for the first and second ionization energies come from Reference 6. All values are given in electron volts (eV).

Following the traditional spectroscopic notation, columns are headed I, II, III, etc. up to XXX, where I indicates the neutral atom, II the singly ionized atom, III the doubly ionized atom, etc. The first section of the table includes spectra I to VIII of all the elements through rutherfordium; subsequent sections cover higher spectra (ionization stages) for those elements for which data are available.

References

1. Moore, C. E., *Ionization Potentials and Ionization Limits Derived from the Analysis of Optical Spectra*, Natl. Stand. Ref. Data Ser. — Natl. Bur. Stand. (U.S.) No. 34, 1970.
2. Martin, W. C., Zalubas, R., and Hagan, L., *Atomic Energy Levels — The Rare Earth Elements*, Natl. Stand. Ref. Data Ser. — Natl. Bur. Stand. (U.S.), No. 60, 1978.
3. Sugar, J. and Corliss, C., *Atomic Energy Levels of the Iron Period Elements: Potassium through Nickel*, *J. Phys. Chem. Ref. Data*, Vol.14, Suppl. 2, 1985.
4. References to papers in *J. Phys. Chem. Ref. Data*, in the period 1973—91 covering other elements may be found in the cumulative index to that journal.
5. Martin, W.C., and Wiese, W.L., in *Atomic, Molecular, and Optical Physics Handbook*, Drake, G.W.F., Ed., AIP Press, New York, 1996.
6. Sansonetti, J. E., Martin, W. C., and Young, S. L., *Handbook of Basic Atomic Spectroscopic Data (version 1.1)*, NIST Physical Data web site <<http://physics.nist.gov/PhysRefData/Handbook>> (October 2004); *J. Phys. Chem. Ref. Data* (to be published).

Neutral Atoms to +7 Ions

Z	Element	I	II	III	IV	V	VI	VII	VIII
1	H	13.598443							
2	He	24.587387	54.417760						
3	Li	5.391719	75.6400	122.45429					
4	Be	9.32270	18.21114	153.89661	217.71865				
5	B	8.29802	25.1548	37.93064	259.37521	340.22580			
6	C	11.26030	24.3833	47.8878	64.4939	392.087	489.99334		
7	N	14.5341	29.6013	47.44924	77.4735	97.8902	552.0718	667.046	
8	O	13.61805	35.1211	54.9355	77.41353	113.8990	138.1197	739.29	871.4101
9	F	17.4228	34.9708	62.7084	87.1398	114.2428	157.1651	185.186	953.9112
10	Ne	21.56454	40.96296	63.45	97.12	126.21	157.93	207.2759	239.0989
11	Na	5.139076	47.2864	71.6200	98.91	138.40	172.18	208.50	264.25
12	Mg	7.646235	15.03527	80.1437	109.2655	141.27	186.76	225.02	265.96
13	Al	5.985768	18.82855	28.44765	119.992	153.825	190.49	241.76	284.66
14	Si	8.15168	16.34584	33.49302	45.14181	166.767	205.27	246.5	303.54
15	P	10.48669	19.7695	30.2027	51.4439	65.0251	220.421	263.57	309.60
16	S	10.36001	23.33788	34.79	47.222	72.5945	88.0530	280.948	328.75
17	Cl	12.96763	23.8136	39.61	53.4652	67.8	97.03	114.1958	348.28
18	Ar	15.759610	27.62966	40.74	59.81	75.02	91.009	124.323	143.460
19	K	4.3406633	31.63	45.806	60.91	82.66	99.4	117.56	154.88
20	Ca	6.11316	11.87172	50.9131	67.27	84.50	108.78	127.2	147.24
21	Sc	6.56149	12.79977	24.75666	73.4894	91.65	110.68	138.0	158.1
22	Ti	6.82812	13.5755	27.4917	43.2672	99.30	119.53	140.8	170.4
23	V	6.74619	14.618	29.311	46.709	65.2817	128.13	150.6	173.4
24	Cr	6.76651	16.4857	30.96	49.16	69.46	90.6349	160.18	184.7
25	Mn	7.43402	15.6400	33.668	51.2	72.4	95.6	119.203	194.5
26	Fe	7.9024	16.1877	30.652	54.8	75.0	99.1	124.98	151.06
27	Co	7.88101	17.084	33.50	51.3	79.5	102.0	128.9	157.8
28	Ni	7.6398	18.16884	35.19	54.9	76.06	108	133	162
29	Cu	7.72638	20.2924	36.841	57.38	79.8	103	139	166
30	Zn	9.394199	17.96439	39.723	59.4	82.6	108	134	174
31	Ga	5.999301	20.51514	30.71	64				
32	Ge	7.89943	15.93461	34.2241	45.7131	93.5			
33	As	9.7886	18.5892	28.351	50.13	62.63	127.6		
34	Se	9.75239	21.19	30.8204	42.9450	68.3	81.7	155.4	
35	Br	11.8138	21.591	36	47.3	59.7	88.6	103.0	192.8
36	Kr	13.99961	24.35984	36.950	52.5	64.7	78.5	111.0	125.802
37	Rb	4.177128	27.2895	40	52.6	71.0	84.4	99.2	136
38	Sr	5.69485	11.0301	42.89	57	71.6	90.8	106	122.3
39	Y	6.2173	12.224	20.52	60.597	77.0	93.0	116	129
40	Zr	6.63390	13.1	22.99	34.34	80.348			
41	Nb	6.75885	14.0	25.04	38.3	50.55	102.057	125	

Z	Element	Neutral Atoms to +7 Ions							
		I	II	III	IV	V	VI	VII	VIII
42	Mo	7.09243	16.16	27.13	46.4	54.49	68.8276	125.664	143.6
43	Tc	7.28	15.26	29.54					
44	Ru	7.36050	16.76	28.47					
45	Rh	7.45890	18.08	31.06					
46	Pd	8.3369	19.43	32.93					
47	Ag	7.57623	21.47746	34.83					
48	Cd	8.99382	16.90831	37.48					
49	In	5.78636	18.8703	28.03	54				
50	Sn	7.34392	14.6322	30.50260	40.73502	72.28			
51	Sb	8.60839	16.63	25.3	44.2	56	108		
52	Te	9.0096	18.6	27.96	37.41	58.75	70.7	137	
53	I	10.45126	19.1313	33					
54	Xe	12.12984	20.9750	32.1230					
55	Cs	3.893905	23.15744						
56	Ba	5.211664	10.00383						
57	La	5.5769	11.059	19.1773	49.95	61.6			
58	Ce	5.5387	10.85	20.198	36.758	65.55	77.6		
59	Pr	5.473	10.55	21.624	38.98	57.53			
60	Nd	5.5250	10.72	22.1	40.4				
61	Pm	5.582	10.90	22.3	41.1				
62	Sm	5.6437	11.07	23.4	41.4				
63	Eu	5.67038	11.25	24.92	42.7				
64	Gd	6.14980	12.09	20.63	44.0				
65	Tb	5.8638	11.52	21.91	39.79				
66	Dy	5.9389	11.67	22.8	41.47				
67	Ho	6.0215	11.80	22.84	42.5				
68	Er	6.1077	11.93	22.74	42.7				
69	Tm	6.18431	12.05	23.68	42.7				
70	Yb	6.25416	12.176	25.05	43.56				
71	Lu	5.42586	13.9	20.9594	45.25	66.8			
72	Hf	6.82507	15	23.3	33.33				
73	Ta	7.54957							
74	W	7.86403	16.1						
75	Re	7.83352							
76	Os	8.43823							
77	Ir	8.96702							
78	Pt	8.9588	18.563						
79	Au	9.22553	20.20						
80	Hg	10.4375	18.7568	34.2					
81	Tl	6.108194	20.4283	29.83					
82	Pb	7.41663	15.03248	31.9373	42.32	68.8			
83	Bi	7.2855	16.703	25.56	45.3	56.0	88.3		
84	Po	8.414							
85	At								
86	Rn	10.7485							
87	Fr	4.072741							
88	Ra	5.278423	10.14715						
89	Ac	5.17	11.75						
90	Th	6.3067	11.9	20.0	28.8				
91	Pa	5.89							
92	U	6.1941	10.6						
93	Np	6.2657							
94	Pu	6.0260	11.2						
95	Am	5.9738							
96	Cm	5.9914							
97	Bk	6.1979							
98	Cf	6.2817	11.8						
99	Es	6.42	12.0						
100	Fm	6.50							
101	Md	6.58							
102	No	6.65							
103	Lr	4.9							
104	Rf	6.0							

+8 Ions to +15 Ions									
Z	Element	IX	X	XI	XII	XIII	XIV	XV	XVI
9	F	1103.1176							
10	Ne	1195.8286	1362.1995						
11	Na	299.864	1465.121	1648.702					
12	Mg	328.06	367.50	1761.805	1962.6650				
13	Al	330.13	398.75	442.00	2085.98	2304.1410			
14	Si	351.12	401.37	476.36	523.42	2437.63	2673.182		
15	P	372.13	424.4	479.46	560.8	611.74	2816.91	3069.842	
16	S	379.55	447.5	504.8	564.44	652.2	707.01	3223.78	3494.1892
17	Cl	400.06	455.63	529.28	591.99	656.71	749.76	809.40	3658.521
18	Ar	422.45	478.69	538.96	618.26	686.10	755.74	854.77	918.03
19	K	175.8174	503.8	564.7	629.4	714.6	786.6	861.1	968
20	Ca	188.54	211.275	591.9	657.2	726.6	817.6	894.5	974
21	Sc	180.03	225.18	249.798	687.36	756.7	830.8	927.5	1009
22	Ti	192.1	215.92	265.07	291.500	787.84	863.1	941.9	1044
23	V	205.8	230.5	255.7	308.1	336.277	896.0	976	1060
24	Cr	209.3	244.4	270.8	298.0	354.8	384.168	1010.6	1097
25	Mn	221.8	248.3	286.0	314.4	343.6	403.0	435.163	1134.7
26	Fe	233.6	262.1	290.2	330.8	361.0	392.2	457	489.256
27	Co	186.13	275.4	305	336	379	411	444	511.96
28	Ni	193	224.6	321.0	352	384	430	464	499
29	Cu	199	232	265.3	369	401	435	484	520
30	Zn	203	238	274	310.8	419.7	454	490	542
36	Kr	230.85	268.2	308	350	391	447	492	541
37	Rb	150	277.1						
38	Sr	162	177	324.1					
39	Y	146.2	191	206	374.0				
42	Mo	164.12	186.4	209.3	230.28	279.1	302.60	544.0	570

+16 Ions to +23 Ions									
Z	Element	XVII	XVIII	XIX	XX	XXI	XXII	XXIII	XXIV
17	Cl	3946.2960							
18	Ar	4120.8857	4426.2296						
19	K	1033.4	4610.8	4934.046					
20	Ca	1087	1157.8	5128.8	5469.864				
21	Sc	1094	1213	1287.97	5674.8	6033.712			
22	Ti	1131	1221	1346	1425.4	6249.0	6625.82		
23	V	1168	1260	1355	1486	1569.6	6851.3	7246.12	
24	Cr	1185	1299	1396	1496	1634	1721.4	7481.7	7894.81
25	Mn	1224	1317	1437	1539	1644	1788	1879.9	8140.6
26	Fe	1266	1358	1456	1582	1689	1799	1950	2023
27	Co	546.58	1397.2	1504.6	1603	1735	1846	1962	2119
28	Ni	571.08	607.06	1541	1648	1756	1894	2011	2131
29	Cu	557	633	670.588	1697	1804	1916	2060	2182
30	Zn	579	619	698	738	1856			
36	Kr	592	641	786	833	884	937	998	1051
42	Mo	636	702	767	833	902	968	1020	1082

+24 Ions to +29 Ions							
Z	Element	XXV	XXVI	XXVII	XXVIII	XXIX	XXX
25	Mn	8571.94					
26	Fe	8828	9277.69				
27	Co	2219.0	9544.1	10012.12			
28	Ni	2295	2399.2	10288.8	10775.40		
29	Cu	2308	2478	2587.5	11062.38	11567.617	
36	Kr	1151	1205.3	2928	3070	3227	3381
42	Mo	1263	1323	1387	1449	1535	1601

IONIZATION ENERGIES OF GAS-PHASE MOLECULES

Sharon G. Lias

This table presents values for the first ionization energies (IP) of approximately 1000 molecules and atoms. Substances are listed by molecular formula in the modified Hill order (see Preface). Values enclosed in parentheses are considered not to be well established. Data appearing in the 1988 reference, were updated in 1996 for inclusion in the database of ionization energies available at the Internet site of the Standard Reference Data program of the National Institute of Standards and Technology (<http://webbook.nist.gov>). The list appearing here includes these updates.

The list also includes values for enthalpies of formation of the ions at 298 K, $\Delta_f H_{\text{ion}}^\circ$, given according to the ion convention used by

mass spectrometrists; to convert these values to the electron convention used by thermodynamicists, add 6 kJ/mol. Details on the calculation of $\Delta_f H_{\text{ion}}^\circ$, as well as data for a much larger number of molecules, may be found in the reference and on the Internet site.

Reference

Lias, S. G., Bartmess, J. E., Liebman, J. F., Holmes, J. L., Levin, R. D., and Mallard, W.G., *Gas-Phase Ion and Neutral Thermochemistry*, *J. Phys. Chem. Ref. Data*, Vol. 17, Suppl. No. 1, 1988.

Mol. form.	Name	IP/eV	$\Delta_f H_{\text{ion}}^\circ$ kJ/mol
<i>Substances not containing carbon</i>			
Ac	Actinium	5.17	905
Ag	Silver	7.57624	1016
AgCl	Silver(I) chloride	(≤ 10.08)	≤ 1065
AgF	Silver(I) fluoride	(11.0 ± 0.3)	1071
Al	Aluminum	5.98577	905
AlBr	Aluminum monobromide	(9.3)	913
AlBr ₃	Aluminum tribromide	(10.4)	593
AlCl	Aluminum monochloride	9.4	855
AlCl ₃	Aluminum trichloride	(12.01)	573
AlF	Aluminum monofluoride	9.73 ± 0.01	673
AlF ₃	Aluminum trifluoride	≤ 15.45	≤ 282
AlI	Aluminum monoiodide	9.3 ± 0.3	965
AlI ₃	Aluminum triiodide	(9.1)	673
Am	Americium	5.9738 ± 0.0002	860
Ar	Argon	15.75962	1521
As	Arsenic	9.8152	1250
AsCl ₃	Arsenic(III) chloride	(10.55 ± 0.025)	754
AsF ₃	Arsenic(III) fluoride	(12.84 ± 0.05)	452
AsH ₃	Arsine	(9.89)	1021
Au	Gold	9.22567	1254
B	Boron	8.29803	1363
BBr ₃	Boron tribromide	(10.51)	809
BCl ₃	Boron trichloride	11.60 ± 0.02	718
BF	Fluoroborane	11.12 ± 0.01	957
	Difluoroborane	(9.4)	317
BF ₃	Boron trifluoride	15.7 ± 0.3	365
BH	Boron monohydride	(9.77)	1385
BH ₃	Borane	12.026 ± 0.024	1261
BI ₃	Boron triiodide	(9.25 ± 0.03)	964
BO ₂	Boron dioxide	(13.5 ± 0.3)	1001
B ₂ H ₆	Diborane	11.38 ± 0.05	1134
B ₂ O ₃	Boron oxide	13.5 ± 0.15	460
B ₄ H ₁₀	Tetraborane	10.76 ± 0.04	1105
B ₅ H ₉	Pentaborane(9)	9.90 ± 0.04	1028
B ₆ H ₁₀	Hexaborane	(9.0)	965
Ba	Barium	5.21170	683
BaO	Barium oxide	6.91 ± 0.06	543
Be	Beryllium	9.32263	1224
BeO	Beryllium oxide	(10.1 ± 0.4)	1111
Bi	Bismuth	7.2855	908
BiCl ₃	Bismuth trichloride	(10.4)	736

Mol. form.	Name	IP/eV	$\Delta_f H_{\text{ion}}$ kJ/mol
Bk	Berkelium	6.23	911
Br	Bromine (atomic)	11.81381	1252
BrCl	Bromine chloride	11.01	1079
BrF	Bromine fluoride	11.86	1086
BrF ₅	Bromine pentafluoride	13.172 ± 0.002	840
BrH	Hydrogen bromide	11.66 ± 0.03	1087
BrH ₃ Si	Bromosilane	10.6	943
BrI	Iodine bromide	9.790 ± 0.004	986
BrK	Potassium bromide	7.85 ± 0.1	578
BrLi	Lithium bromide	(8.7)	685
BrNO	Nitrosyl bromide	10.17 ± 0.03	1065
BrNa	Sodium bromide	8.31 ± 0.1	660
BrO	Bromine monoxide	10.46 ± 0.02	1135
BrRb	Rubidium bromide	7.94 ± 0.03	583
BrTl	Thallium(I) bromide	9.14 ± 0.02	844
Br ₂	Bromine	10.516 ± 0.005	1046
Br ₂ Hg	Mercury(II) bromide	10.560 ± 0.003	935
Br ₂ Sn	Tin(II) bromide	9.0	839
Br ₃ Ga	Gallium(III) bromide	10.40	711
Br ₃ P	Phosphorus(III) bromide	9.7	798
Br ₄ Hf	Hafnium(IV) bromide	(10.9)	366
Br ₄ Sn	Tin(IV) bromide	10.6	709
Br ₄ Ti	Titanium(IV) bromide	10.3	375
Br ₄ Zr	Zirconium(IV) bromide	(10.7)	388
Ca	Calcium	6.11316	768
CaCl	Calcium monochloride	5.86 ± 0.07	462
CaO	Calcium oxide	6.66 ± 0.18	668
Cd	Cadmium	8.99367	980
Ce	Cerium	5.5387	957
Cf	Californium	6.30	805
Cl	Chlorine (atomic)	12.96764	1373
ClCs	Cesium chloride	(7.84 ± 0.05)	510
ClF	Chlorine fluoride	12.66 ± 0.01	1171
ClFO ₃	Perchloryl fluoride	(12.945 ± 0.005)	1224
ClF ₂	Chlorine difluoride	(12.77 ± 0.05)	1128
ClF ₃	Chlorine trifluoride	(12.65 ± 0.05)	1057
ClF ₅ S	Sulfur chloride pentafluoride	(12.335 ± 0.005)	144
ClH	Hydrogen chloride	12.749 ± 0.009	1137
ClHO	Hypochlorous acid	(11.12 ± 0.01)	993
ClH ₃ Si	Chlorosilane	11.4	899
ClI	Iodine chloride	10.088 ± 0.01	991
ClIn	Indium(I) chloride	(9.51)	842
ClK	Potassium chloride	(8.0 ± 0.4)	557
CLi	Lithium chloride	9.57	727
ClNO	Nitrosyl chloride	10.87 ± 0.01	1099
ClNO ₂	Nitryl chloride	(11.84)	1155
ClNa	Sodium chloride	8.92 ± 0.06	681
ClO	Chlorine monoxide	10.95	1159
ClO ₂	Chlorine dioxide	10.33 ± 0.02	1093
ClRb	Rubidium chloride	(8.50 ± 0.03)	590
ClTl	Thallium(I) chloride	9.70 ± 0.03	869
Cl ₂	Chlorine	11.480 ± 0.005	1108
Cl ₂ CrO ₂	Chromyl chloride	11.6	580
Cl ₂ Ge	Germanium(II) chloride	(10.20 ± 0.05)	813
Cl ₂ H ₂ Si	Dichlorosilane	11.4	765
Cl ₂ Hg	Mercury(II) chloride	11.380 ± 0.003	952
Cl ₂ O	Chlorine oxide	10.94	1135
Cl ₂ OS	Thionyl chloride	10.96	844
Cl ₂ O ₂ S	Sulfuryl chloride	12.05	807
Cl ₂ Pb	Lead(II) chloride	(10.2)	791

Mol. form.	Name	IP/eV	$\Delta_f H_{\text{ion}}$ kJ/mol
Cl ₂ S	Sulfur dichloride	9.45 ± 0.03	895
Cl ₂ Si	Dichlorosilylene	(10.93 ± 0.10)	887
Cl ₂ Sn	Tin(II) chloride	(10.0)	760
Cl ₃ Ga	Gallium(III) chloride	11.52	664
Cl ₃ HSi	Trichlorosilane	(11.7)	648
Cl ₃ N	Nitrogen trichloride	(10.12 ± 0.1)	1244
Cl ₃ OP	Phosphorus(V) oxychloride	11.36 ± 0.02	540
Cl ₃ OV	Vanadyl trichloride	(11.6)	425
Cl ₃ P	Phosphorus(III) chloride	9.91	668
Cl ₃ PS	Phosphorus(V) sulfide trichloride	9.71 ± 0.03	573
Cl ₃ Sb	Antimony(III) chloride	(≤ 10.7)	s719
Cl ₄ Ge	Germanium(IV) chloride	11.68 ± 0.05	629
Cl ₄ Hf	Hafnium(IV) chloride	(11.7)	246
Cl ₄ Si	Tetrachlorosilane	11.79 ± 0.01	527
Cl ₄ Sn	Tin(IV) chloride	11.7 ± 0.2	656
Cl ₄ Ti	Titanium(IV) chloride	(11.5)	349
Cl ₄ V	Vanadium(IV) chloride	(9.2)	361
Cl ₄ Zr	Zirconium(IV) chloride	(11.2)	210
Cl ₅ Mo	Molybdenum(V) chloride	(8.7)	392
Cl ₅ Nb	Niobium(V) chloride	(10.97)	356
Cl ₅ P	Phosphorus(V) chloride	(10.2)	608
Cl ₅ Ta	Tantalum(V) chloride	(11.08)	303
Cl ₆ W	Tungsten(VI) chloride	(9.5)	348
Cm	Curium	6.02	966
Co	Cobalt	7.8810	1187
Cr	Chromium	6.76664	1050
Cs	Cesium	3.89390	452
CsF	Cesium fluoride	(8.80 ± 0.10)	489
CsNa	Cesium sodium	(4.05 ± 0.04)	535
Cu	Copper	7.72638	1084
CuF	Copper(I) fluoride	10.15 ± 0.02	984
Dy	Dysprosium	5.9389	862
Er	Erbium	6.1078	907
Es	Einsteinium	6.42	753
Eu	Europium	5.6704	723
F	Fluorine (atomic)	17.42282	1761
FGa	Gallium monofluoride	(9.6 ± 0.5)	700
FH	Hydrogen fluoride	16.044 ± 0.003	1276
FHO	Hypofluorous acid	12.71 ± 0.01	1130
FH ₃ Si	Fluorosilane	11.7	752
FI	Iodine fluoride	10.54 ± 0.01	922
FIn	Indium monofluoride	(9.6 ± 0.5)	740
FNO	Nitrosyl fluoride	12.63 ± 0.03	1152
FNO ₂	Nitryl fluoride	(13.09)	1154
FNS	Thionitrosyl fluoride (NSF)	11.51 ± 0.04	1090
FO	Fluorine monoxide	12.78 ± 0.03	1342
FO ₂	Fluorine superoxide (FOO)	(12.6 ± 0.2)	1228
FS	Sulfur fluoride	10.09	986
FTl	Thallium(I) fluoride	10.52	835
F ₂	Fluorine	15.697 ± 0.003	1515
F ₂ Ge	Germanium(II) fluoride	(≤ 11.65)	551
F ₂ HN	Difluoramine	(11.53 ± 0.08)	1046
F ₂ H ₂ Si	Difluorosilane	(12.2)	386
F ₂ Mg	Magnesium fluoride	(13.6 ± 0.3)	588
F ₂ N	Difluoroamidogen	11.628 ± 0.01	1155
F ₂ N ₂	<i>trans</i> -Difluorodiazine	(12.8)	1315
F ₂ O	Fluorine monoxide	13.11 ± 0.01	1290
F ₂ OS	Thionyl fluoride	12.25	688
F ₂ O ₂ S	Sulfuryl fluoride	13.04 ± 0.01	501
F ₂ Pb	Lead(II) fluoride	(11.5)	679

Mol. form.	Name	IP/eV	$\Delta_r H_{\text{ion}}$ kJ/mol
F ₂ S	Sulfur difluoride	(10.08)	676
F ₂ Si	Difluorosilylene	10.78 ± 0.05	450
F ₂ Sn	Tin(II) fluoride	(11.1)	586
F ₂ Xe	Xenon difluoride	12.35 ± 0.01	1083
F ₃ HSi	Trifluorosilane	(14.0)	150
F ₃ N	Nitrogen trifluoride	13.00 ± 0.02	1125
F ₃ NO	Trifluoramine oxide	13.31 ± 0.06	1121
F ₃ OP	Phosphorus(V) oxyfluoride	12.76 ± 0.01	-24
F ₃ P	Phosphorus(III) fluoride	11.60 ± 0.05	161
F ₃ PS	Phosphorus(V) sulfide trifluoride	≤ 11.05 ± 0.035	≤ 58
F ₃ Si	Trifluorosilyl	(9.99)	-32
F ₄ Ge	Germanium(IV) fluoride	(15.5)	307
F ₄ N ₂	Tetrafluorohydrazine	11.94 ± 0.03	1119
F ₄ S	Sulfur tetrafluoride	12.0 ± 0.3	399
F ₄ Si	Tetrafluorosilane	15.24 ± 0.14	-144
F ₄ Xe	Xenon tetrafluoride	12.65 ± 0.1	1016
F ₅ I	Iodine pentafluoride	12.943 ± 0.005	408
F ₅ P	Phosphorus(V) fluoride	(15.1)	-137
F ₅ S	Sulfur pentafluoride	9.60 ± 0.05	10
F ₆ Mo	Molybdenum(VI) fluoride	(14.5 ± 0.1)	-159
F ₆ S	Sulfur hexafluoride	15.32 ± 0.02	258
F ₆ U	Uranium(VI) fluoride	14.00 ± 0.10	-796
Fe	Iron	7.9024	1177
Fm	Fermium	6.50	627
Ga	Gallium	5.99930	851
GaI ₃	Gallium(III) iodide	9.40	765
Gd	Gadolinium	6.1500	991
Ge	Germanium	7.900	1139
GeH ₄	Germane	≤ 10.53	≤ 1108
GeI ₄	Germanium(IV) iodide	(9.42)	850
GeO	Germanium(II) oxide	11.25 ± 0.01	1044
GeS	Germanium(II) sulfide	(9.98)	1055
H	Hydrogen (atomic)	13.59844	1530
HI	Hydrogen iodide	10.386 ± 0.001	1028
HLi	Lithium hydride	7.7	882
HN	Imidogen	≤ 13.49 ± 0.01	1678
HNO	Nitrosyl hydride	(10.1)	1075
HNO ₂	Nitrous acid	≤ 11.3	≤ 1011
HNO ₃	Nitric acid	11.95 ± 0.01	1019
HN ₃	Hydrazoic acid	10.72 ± 0.025	1328
HO	Hydroxyl	13.0170 ± 0.0002	1294
HO ₂	Hydroperoxy	11.35 ± 0.01	1106
HS	Mercapto	10.4219 ± 0.0004	1145
H ₂	Hydrogen	15.42593 ± 0.00005	1488
H ₂ N	Amidogen	11.14 ± 0.01	1264
H ₂ O	Water	12.6206 ± 0.0020	976
H ₂ O ₂	Hydrogen peroxide	10.58 ± 0.04	885
H ₂ S	Hydrogen sulfide	10.457 ± 0.012	989
H ₂ Se	Hydrogen selenide	9.892 ± 0.005	984
H ₂ Si	Silylene	8.244 ± 0.025	1084
H ₃ N	Ammonia	10.070 ± 0.020	925
H ₃ NO	Hydroxylamine	(10.00)	923
H ₃ P	Phosphine	9.869 ± 0.002	958
H ₃ Sb	Stibine	9.54 ± 0.03	1067
H ₄ N ₂	Hydrazine	8.1 ± 0.15	877
H ₄ Si	Silane	11.00 ± 0.02	1095
H ₄ Sn	Stannane	(10.75)	1200
H ₆ Si ₂	Disilane	9.74 ± 0.02	1019
H ₈ Si ₃	Trisilane	(9.2)	1009
He	Helium	24.58741	2372

Mol. form.	Name	IP/eV	$\Delta_f H_{\text{ion}}$ kJ/mol
Hf	Hafnium	6.82507 ± 0.00004	1278
Hg	Mercury	10.43750	1069
HgI ₂	Mercury(II) iodide	9.5088 ± 0.0022	900
Ho	Holmium	6.0216	882
I	Iodine (atomic)	10.45126	1115
IK	Potassium iodide	(7.21 ± 0.3)	570
ILi	Lithium iodide	(7.5)	633
INa	Sodium iodide	7.64 ± 0.02	659
ITl	Thallium(I) iodide	8.47 ± 0.02	826
I ₂	Iodine	9.3074 ± 0.0002	960
I ₄ Ti	Titanium(IV) iodide	(9.1)	602
I ₄ Zr	Zirconium(IV) iodide	(9.3)	500
In	Indium	5.78636	802
Ir	Iridium	9.1	1543
K	Potassium	4.34066	508
KLi	Lithium potassium	4.57 ± 0.04	512
KNa	Potassium sodium	4.41636 ± 0.00017	561
K ₂	Dipotassium	4.0637 ± 0.0002	519
Kr	Krypton	13.99961	1351
La	Lanthanum	5.5770	969
Li	Lithium	5.39172	680
LiNa	Lithium sodium	5.05 ± 0.04	571
LiO	Lithium monoxide	(8.44)	894
LiRb	Lithium rubidium	4.3 ± 0.1	486
Li ₂	Dilithium	5.1127 ± 0.0003	709
Lu	Lutetium	5.42585	950
Md	Mendelevium	6.58	635
Mg	Magnesium	7.64624	885
MgO	Magnesium oxide	(8.76 ± 0.22)	901
Mn	Manganese	7.43402	998
Mo	Molybdenum	7.09243	1343
N	Nitrogen (atomic)	14.53414	1875
NO	Nitric oxide	9.26438 ± 0.00005	985
NO ₂	Nitrogen dioxide	9.586 ± 0.002	958
NP	Phosphorus nitride	11.84 ± 0.04	1247
NS	Nitrogen sulfide	8.87 ± 0.01	1119
N ₂	Nitrogen	15.5808	1503
N ₂ O	Nitrous oxide	12.886	1325
N ₂ O ₄	Nitrogen tetroxide	(10.8)	1050
N ₂ O ₅	Nitrogen pentoxide	(11.9)	1161
Na	Sodium	5.13908	603
NaRb	Rubidium sodium	4.32 ± 0.04	480
Na ₂	Disodium	4.894 ± 0.003	614
Nb	Niobium	6.75885	1384
Nd	Neodymium	5.5250	859
Ne	Neon	21.56454	2081
Ni	Nickel	7.6398	1167
No	Nobelium	6.65	642
Np	Neptunium	6.2657 ± 0.0003	1069
O	Oxygen (atomic)	13.61806	1563
OPb	Lead(II) oxide	9.08 ± 0.10	939
OS	Sulfur monoxide	10.294 ± 0.004	998
OS ₂	Sulfur oxide (SSO)	10.584 ± 0.005	971
OSi	Silicon monoxide	11.49 ± 0.20	1008
OSn	Tin(II) oxide	9.60 ± 0.02	944
OSr	Strontium oxide	6.6 ± 0.2	623
O ₂	Oxygen	12.0697 ± 0.0002	1165
O ₂ S	Sulfur dioxide	12.349 ± 0.001	894
O ₂ Th	Thorium(IV) oxide	(8.7 ± 0.15)	342
O ₂ Ti	Titanium(IV) oxide	(9.54 ± 0.1)	623

Mol. form.	Name	IP/eV	$\Delta_r H_{\text{ion}}$ kJ/mol
O ₂ U	Uranium(IV) oxide	(5.4 ± 0.1)	57
O ₃	Ozone	12.43	1342
O ₃ S	Sulfur trioxide	12.82 ± 0.03	841
O ₃ U	Uranium(VI) oxide	(10.5 ± 0.5)	214
O ₄ Os	Osmium(VIII) oxide	(12.32)	850
O ₄ Ru	Ruthenium(VIII) oxide	12.15 ± 0.03	988
O ₇ Re ₂	Rhenium(VII) oxide	(12.7 ± 0.2)	125
Os	Osmium	8.7	1630
P	Phosphorus	10.48669	1328
P ₂	Diphosphorus	10.53	1160
Pa	Protactinium	5.89	1133
Pb	Lead	7.41666	911
PbS	Lead(II) sulfide	(8.5 ± 0.5)	954
Pd	Palladium	8.3367	1181
Pm	Promethium	5.55	536
Pr	Praseodymium	5.464	883
Pt	Platinum	9.0	1433
Pu	Plutonium	6.025	926
Ra	Radium	5.27892	668
Rb	Rubidium	4.17713	484
Re	Rhenium	7.88	1530
Rh	Rhodium	7.45890	1276
Rn	Radon	10.74850	1037
Ru	Ruthenium	7.36050	1355
S	Sulfur	10.36001	1277
SSn	Tin(II) sulfide	(8.8)	966
S ₂	Disulfur	9.356 ± 0.002	1031
Sb	Antimony	8.64	1096
Sc	Scandium	6.56144	1010
Se	Selenium	9.75238	1168
Si	Silicon	8.15169	1238
Sm	Samarium	5.6437	751
Sn	Tin	7.34381	1011
Sr	Strontium	5.69484	713
Ta	Tantalum	7.89	1544
Tb	Terbium	5.8639	955
Tc	Technetium	7.28	1380
Te	Tellurium	9.0096	1066
Th	Thorium	6.308 ± 0.003	1207
Ti	Titanium	6.8282	1127
Tl	Thallium	6.10829	771
Tm	Thulium	6.18431	827
U	Uranium	6.19405	1129
V	Vanadium	6.746 ± 0.002	1166
W	Tungsten	7.98	1621
Xe	Xenon	12.12987	1170
Y	Yttrium	6.217	1022
Yb	Ytterbium	6.25416	754
Zn	Zinc	9.39405	1037
Zr	Zirconium	6.63390	1251
<i>Substances containing carbon</i>			
C	Carbon	11.26030	1803
CBrClF ₂	Bromochlorodifluoromethane	(11.21)	642
CBrCl ₃	Bromotrichloromethane	(10.6)	980
CBrF ₃	Bromotrifluoromethane	(11.40)	451
CBr ₂ F ₂	Dibromodifluoromethane	11.03 ± 0.04	683
CBr ₄	Tetrabromomethane	(10.31 ± 0.02)	1079
CCL	Chloromethylidyne	(8.9 ± 0.2)	1244
CClF ₃	Chlorotrifluoromethane	12.6 ± 0.2	505

Mol. form.	Name	IP/eV	$\Delta_r H_{\text{ion}}$ kJ/mol
CClN	Cyanogen chloride	12.34 ± 0.01	1329
CCl ₂	Dichloromethylene	(9.27)	1058
CCl ₂ F ₂	Dichlorodifluoromethane	12.05 ± 0.24	685
CCl ₂ O	Carbonyl chloride	(11.5)	888
CCl ₃ F	Trichlorofluoromethane	11.77 ± 0.02	868
CCl ₄	Tetrachloromethane	11.47 ± 0.01	1010
CF	Fluoromethylidyne	9.11 ± 0.01	1134
CFN	Cyanogen fluoride	13.34 ± 0.02	1325
CF ₂	Difluoromethylene	11.44 ± 0.03	899
CF ₂ O	Carbonyl fluoride	13.035 ± 0.030	617
CF ₃	Trifluoromethyl	8.7 ± 0.2	379
CF ₃ I	Trifluoroiodomethane	10.23	397
CH	Methylidyne	10.64 ± 0.01	1622
CHBrCl ₂	Bromodichloromethane	10.6	973
CHBr ₂ Cl	Chlorodibromomethane	10.59 ± 0.01	1030
CHBr ₃	Tribromomethane	10.48 ± 0.02	1035
CHCl	Chloromethylene	9.84	1247
CHClF ₂	Chlorodifluoromethane	(12.2)	693
CHCl ₂ F	Dichlorofluoromethane	(11.5)	829
CHCl ₃	Trichloromethane	11.37 ± 0.02	992
CHF	Fluoromethylene	10.06 ± 0.05	1121
CHF ₃	Trifluoromethane	(13.86)	643
CHI ₃	Triiodomethane	9.25 ± 0.02	1010
CHN	Hydrogen cyanide	13.60 ± 0.01	1447
CHN	Hydrogen isocyanide	(12.5 ± 0.1)	1407
CHNO	Isocyanic acid	11.595 ± 0.005	1016
CHNO	Fulminic acid	(10.83)	1263
CHO	Oxomethyl (HCO)	(8.55)	826
CH ₂	Methylene	10.396 ± 0.003	1392
CH ₂ BrCl	Bromochloromethane	10.77 ± 0.01	1085
CH ₂ Br ₂	Dibromomethane	(10.50 ± 0.02)	1013
CH ₂ ClF	Chlorofluoromethane	11.71 ± 0.01	870
CH ₂ Cl ₂	Dichloromethane	11.32 ± .01	996
CH ₂ F ₂	Difluoromethane	12.71	774
CH ₂ I ₂	Diiodomethane	9.46 ± 0.02	1030
CH ₂ N ₂	Diazomethane	8.999 ± 0.001	1098
CH ₂ N ₂	Cyanamide	(10.4)	1137
CH ₂ O	Formaldehyde	10.88 ± 0.01	941
CH ₂ O ₂	Formic acid	11.33 ± 0.01	715
CH ₃	Methyl	9.843 ± 0.002	1095
CH ₃ BO	Borane carbonyl	11.14 ± 0.02	962
CH ₃ Br	Bromomethane	10.541 ± 0.003	979
CH ₃ Cl	Chloromethane	11.22 ± 0.01	1001
CH ₃ Cl ₃ Si	Methyltrichlorosilane	(11.36 ± 0.03)	548
CH ₃ F	Fluoromethane	12.47 ± 0.02	956
CH ₃ I	Iodomethane	9.538	936
CH ₃ NO	Formamide	10.16 ± 0.06	796
CH ₃ NO ₂	Nitromethane	11.08 ± 0.07	994
CH ₃ N ₃	Methyl azide	9.81 ± 0.02	1227
CH ₃ O	Methoxy	(10.72)	1050
CH ₄	Methane	12.61 ± 0.01	1143
CH ₄ N ₂ O	Urea	9.7	690
CH ₄ O	Methanol	10.85 ± 0.01	845
CH ₄ S	Methanethiol	9.44 ± 0.005	888
CH ₅ N	Methylamine	(8.80)	826
CH ₆ N ₂	Methylhydrazine	7.7 ± 0.15	835
CH ₆ Si	Methylsilane	(10.7)	1003
CN	Cyanide	13.5984	1748
CNO	Cyanate	11.76 ± 0.01	1290
CO	Carbon monoxide	14.014 ± 0.0003	1242

Mol. form.	Name	IP/eV	$\Delta_i H_{\text{ion}}$ kJ/mol
COS	Carbon oxysulfide	11.18 ± 0.01	936
COSe	Carbon oxyselenide	10.36 ± 0.01	929
CO ₂	Carbon dioxide	13.773 ± 0.002	935
CS	Carbon sulfide	11.33 ± 0.01	1361
CS ₂	Carbon disulfide	10.0685 ± 0.0020	1089
C ₂	Dicarbon	(11.4 ± 0.3)	2000
C ₂ Br ₂ F ₄	1,2-Dibromotetrafluoroethane	(11.1)	280
C ₂ ClF ₃	Chlorotrifluoroethylene	9.81 ± 0.03	373
C ₂ ClF ₅	Chloropentafluoroethane	(12.6)	99
C ₂ Cl ₂	Dichloroacetylene	9.9	1165
C ₂ Cl ₂ F ₄	1,2-Dichlorotetrafluoroethane	12.2	252
C ₂ Cl ₃ F ₃	1,1,1-Trichlorotrifluoroethane	11.5	386
C ₂ Cl ₃ F ₃	1,1,2-Trichlorotrifluoroethane	11.99 ± 0.02	429
C ₂ Cl ₄	Tetrachloroethylene	9.326 ± 0.001	887
C ₂ Cl ₄ F ₂	1,1,2,2-Tetrachloro-1,2-difluoroethane	(11.3)	563
C ₂ Cl ₄ O	Trichloroacetyl chloride	(11.0)	827
C ₂ Cl ₆	Hexachloroethane	(11.1)	920
C ₂ F ₃ N	Trifluoroacetonitrile	13.93 ± 0.07	845
C ₂ F ₄	Tetrafluoroethylene	10.12 ± 0.02	315
C ₂ F ₆	Hexafluoroethane	(13.6)	-30
C ₂ H	Ethynyl	(11.61 ± 0.07)	1685
C ₂ HBr	Bromoacetylene	10.31 ± 0.02	1242
C ₂ HBrClF ₃	2-Bromo-2-chloro-1,1,1-trifluoroethane	(11.0)	363
C ₂ HCl	Chloroacetylene	10.58 ± 0.02	1276
C ₂ HClF ₂	1-Chloro-2,2-difluoroethylene	9.80 ± 0.04	628
C ₂ HCl ₃	Trichloroethylene	9.46 ± 0.02	894
C ₂ HCl ₃ O	Dichloroacetyl chloride	(10.9)	809
C ₂ HCl ₅	Pentachloroethane	(11.0)	919
C ₂ HF	Fluoroacetylene	11.26	1195
C ₂ HF ₃	Trifluoroethylene	10.14	489
C ₂ HF ₃ O ₂	Trifluoroacetic acid	11.46	75
C ₂ H ₂	Acetylene	11.400 ± 0.002	1328
C ₂ H ₂ Cl ₂	1,1-Dichloroethylene	9.81 ± 0.04	949
C ₂ H ₂ Cl ₂	<i>cis</i> -1,2-Dichloroethylene	9.66 ± 0.01	936
C ₂ H ₂ Cl ₂	<i>trans</i> -1,2-Dichloroethylene	9.64 ± 0.02	934
C ₂ H ₂ Cl ₂ O	Chloroacetyl chloride	(≤ 10.3)	815
C ₂ H ₂ Cl ₄	1,1,1,2-Tetrachloroethane	(11.1)	920
C ₂ H ₂ Cl ₄	1,1,2,2-Tetrachloroethane	(≤ 11.62)	≤ 971
C ₂ H ₂ F ₂	1,1-Difluoroethylene	10.29 ± 0.01	650
C ₂ H ₂ F ₂	<i>cis</i> -1,2-Difluoroethylene	10.23 ± 0.02	690
C ₂ H ₂ O	Ketene	9.617 ± 0.003	880
C ₂ H ₂ O ₂	Glyoxal	10.2	773
C ₂ H ₂ S ₂	Thiirene	8.61	892
C ₂ H ₃ Br	Bromoethylene	9.83 ± 0.02	1028
C ₂ H ₃ Cl	Chloroethylene	9.99 ± 0.02	985
C ₂ H ₃ ClF ₂	1-Chloro-1,1-difluoroethane	(11.98)	626
C ₂ H ₃ ClO	Acetyl chloride	10.82 ± 0.04	801
C ₂ H ₃ ClO	Chloroacetaldehyde	(10.48)	815
C ₂ H ₃ ClO ₂	Chloroacetic acid	(10.7)	597
C ₂ H ₃ Cl ₃	1,1,1-Trichloroethane	(11.0)	917
C ₂ H ₃ Cl ₃	1,1,2-Trichloroethane	(11.0)	911
C ₂ H ₃ F	Fluoroethylene	10.36 ± 0.01	861
C ₂ H ₃ FO	Acetyl fluoride	(11.5)	667
C ₂ H ₃ F ₃	1,1,1-Trifluoroethane	13.3 ± 0.5	536
C ₂ H ₃ N	Acetonitrile	12.20 ± 0.01	1253
C ₂ H ₃ NO	Methylisocyanate	(10.67)	900
C ₂ H ₄	Ethylene	10.5138 ± 0.0006	1067
C ₂ H ₄ Br ₂	1,2-Dibromoethane	10.35 ± 0.04	961
C ₂ H ₄ Cl ₂	1,1-Dichloroethane	11.04 ± 0.02	935
C ₂ H ₄ Cl ₂	1,2-Dichloroethane	11.04 ± 0.02	931

Mol. form.	Name	IP/eV	$\Delta_i H_{\text{ion}}$ kJ/mol
C ₂ H ₄ F ₂	1,1-Difluoroethane	(11.87)	643
C ₂ H ₄ O	Acetaldehyde	10.229 ± 0.0007	821
C ₂ H ₄ O	Ethylene oxide	10.56 ± 0.01	966
C ₂ H ₄ O ₂	Acetic acid	10.65 ± 0.02	595
C ₂ H ₄ O ₂	Methyl formate	10.835 ± 0.005	690
C ₂ H ₅ Br	Bromoethane	10.29 ± 0.01	931
C ₂ H ₅ Cl	Chloroethane	10.98 ± 0.02	947
C ₂ H ₅ ClO	2-Chloroethanol	(10.5)	756
C ₂ H ₅ F	Fluoroethane	(11.78)	873
C ₂ H ₅ I	Iodoethane	9.3492 ± 0.0006	893
C ₂ H ₅ N	Ethyleneimine	(9.5 ± 0.3)	1044
C ₂ H ₅ NO	Acetamide	9.65 ± 0.03	693
C ₂ H ₅ NO	<i>N</i> -Methylformamide	9.83 ± 0.04	760
C ₂ H ₅ NO ₂	Nitroethane	10.88 ± 0.05	948
C ₂ H ₆	Ethane	11.56 ± 0.02	1031
C ₂ H ₆ Cl ₂ Si	Dichlorodimethylsilane	(10.7)	576
C ₂ H ₆ O	Ethanol	10.43 ± 0.05	772
C ₂ H ₆ O	Dimethyl ether	10.025 ± 0.025	783
C ₂ H ₆ OS	Dimethyl sulfoxide	9.10 ± 0.03	727
C ₂ H ₆ O ₂	Ethylene glycol	10.16	593
C ₂ H ₆ S	Ethanethiol	9.31 ± 0.03	851
C ₂ H ₆ S	Dimethyl sulfide	8.69 ± 0.02	801
C ₂ H ₆ S ₂	Dimethyl disulfide	(7.4 ± 0.3)	690
C ₂ H ₇ N	Ethylamine	8.86 ± 0.02	808
C ₂ H ₇ N	Dimethylamine	8.24 ± 0.08	777
C ₂ H ₇ NO	Ethanolamine	8.96	664
C ₂ H ₈ N ₂	1,2-Ethanediamine	(8.6)	812
C ₂ H ₈ N ₂	1,1-Dimethylhydrazine	7.29 ± 0.05	787
C ₂ N ₂	Cyanogen	13.37 ± 0.01	1597
C ₃ F ₆	Perfluoropropene	10.60 ± 0.03	-103
C ₃ F ₆ O	Perfluoroacetone	(11.57 ± 0.13)	-282
C ₃ F ₈	Perfluoropropane	(13.38)	-491
C ₃ HN	Cyanoacetylene	11.64 ± 0.01	1475
C ₃ H ₂ O	2-Propynal	(10.7 ± 0.1)	1145
C ₃ H ₃ F ₃	3,3,3-Trifluoropropene	(10.9)	437
C ₃ H ₃ N	2-Propenenitrile	10.91 ± 0.01	1237
C ₃ H ₃ NO	Oxazole	(9.9)	940
C ₃ H ₃ NO	Isoxazole	(9.93)	1038
C ₃ H ₄	Allene	9.692 ± 0.004	1126
C ₃ H ₄	Propyne	10.37 ± 0.01	1187
C ₃ H ₄	Cyclopropene	9.67 ± 0.01	1209
C ₃ H ₄ N ₂	Imidazole	(8.81)	997
C ₃ H ₄ O	Propargyl alcohol	10.49 ± 0.02	1060
C ₃ H ₄ O	Acrolein	10.103 ± 0.006	900
C ₃ H ₄ O	Cyclopropanone	(9.1 ± 0.1)	895
C ₃ H ₄ O ₂	Propenoic acid	10.60	701
C ₃ H ₄ O ₂	2-Oxetanone	(9.70 ± 0.01)	653
C ₃ H ₅ Br	3-Bromopropene	(9.96)	1008
C ₃ H ₅ Cl	3-Chloropropene	10.04 ± 0.01	965
C ₃ H ₅ ClO	Epichlorohydrin	(10.64)	919
C ₃ H ₅ ClO ₂	Methyl chloroacetate	(10.3)	575
C ₃ H ₅ F	3-Fluoropropene	(10.11)	821
C ₃ H ₅ N	Propanenitrile	11.84 ± 0.02	1194
C ₃ H ₅ NO	Acrylamide	(9.5)	720
C ₃ H ₆	Propene	9.73 ± 0.02	959
C ₃ H ₆	Cyclopropane	9.86	1005
C ₃ H ₆ Br ₂	1,2-Dibromopropane	(10.1)	903
C ₃ H ₆ Br ₂	1,3-Dibromopropane	(≤ 10.2)	≤ 919
C ₃ H ₆ Cl ₂	1,2-Dichloropropane	10.8 ± 0.1	886
C ₃ H ₆ Cl ₂	1,3-Dichloropropane	10.89 ± 0.04	892

Mol. form.	Name	IP/eV	$\Delta_f H_{\text{ion}}$ kJ/mol
C ₃ H ₆ O	Allyl alcohol	9.67 ± 0.05	808
C ₃ H ₆ O	Methyl vinyl ether	8.95 ± 0.01	763
C ₃ H ₆ O	Propanal	9.96 ± 0.01	772
C ₃ H ₆ O	Acetone	9.703 ± 0.006	719
C ₃ H ₆ O	Methyloxirane	(10.22)	892
C ₃ H ₆ O	Oxetane	9.65 ± 0.01	851
C ₃ H ₆ O ₂	Propanoic acid	10.525 ± 0.003	568
C ₃ H ₆ O ₂	Ethyl formate	10.61 ± 0.01	639
C ₃ H ₆ O ₂	Methyl acetate	10.25 ± 0.02	579
C ₃ H ₆ O ₂	1,3-Dioxolane	(9.9)	658
C ₃ H ₆ O ₃	1,3,5-Trioxane	(10.3)	528
C ₃ H ₇ Br	1-Bromopropane	10.18 ± 0.01	898
C ₃ H ₇ Br	2-Bromopropane	10.10 ± 0.03	877
C ₃ H ₇ Cl	1-Chloropropane	10.81 ± 0.01	911
C ₃ H ₇ Cl	2-Chloropropane	10.79 ± 0.02	896
C ₃ H ₇ F	1-Fluoropropane	(11.3)	806
C ₃ H ₇ F	2-Fluoropropane	(11.08)	776
C ₃ H ₇ I	1-Iodopropane	9.25 ± 0.01	860
C ₃ H ₇ I	2-Iodopropane	9.19 ± 0.02	845
C ₃ H ₇ N	Allylamine	(8.76)	891
C ₃ H ₇ N	Cyclopropylamine	(8.8)	926
C ₃ H ₇ N	Propyleneimine	(9.0)	960
C ₃ H ₇ NO	<i>N,N</i> -Dimethylformamide	(9.12)	688
C ₃ H ₇ NO ₂	1-Nitropropane	(10.81)	919
C ₃ H ₇ NO ₂	2-Nitropropane	(10.71)	894
C ₃ H ₈	Propane	10.95 ± 0.05	952
C ₃ H ₈ O	1-Propanol	10.18 ± 0.06	727
C ₃ H ₈ O	2-Propanol	10.17 ± 0.02	709
C ₃ H ₈ O	Ethyl methyl ether	9.72 ± 0.07	722
C ₃ H ₈ O ₂	Dimethoxymethane	9.7	588
C ₃ H ₈ S	1-Propanethiol	9.20 ± 0.01	819
C ₃ H ₈ S	2-Propanethiol	9.145 ± 0.005	806
C ₃ H ₈ S	Ethyl methyl sulfide	(8.55)	765
C ₃ H ₉ BO ₃	Trimethyl borate	(10.0)	65
C ₃ H ₉ ClSi	Trimethylchlorosilane	(10.15)	624
C ₃ H ₉ N	Propylamine	(8.78)	777
C ₃ H ₉ N	Isopropylamine	(8.72)	758
C ₃ H ₉ N	Trimethylamine	7.82 ± 0.06	731
C ₃ H ₉ NO	3-Amino-1-propanol	(9.0)	651
C ₄ H ₂ O ₃	Maleic anhydride	(10.8)	645
C ₄ H ₄	1-Buten-3-yne	9.58 ± 0.02	1230
C ₄ H ₄ N ₂	Succinonitrile	(12.1 ± 0.25)	1377
C ₄ H ₄ N ₂	Pyrimidine	9.23	1087
C ₄ H ₄ N ₂	Pyridazine	8.67 ± 0.03	1112
C ₄ H ₄ O	Furan	8.883 ± 0.003	822
C ₄ H ₄ O ₂	Diketene	(9.6 ± 0.02)	736
C ₄ H ₄ O ₃	Succinic anhydride	(10.6)	500
C ₄ H ₄ O ₄	Fumaric acid	(10.7)	355
C ₄ H ₄ S	Thiophene	8.86 ± 0.02	970
C ₄ H ₅ N	Methylacrylonitrile	10.34	1127
C ₄ H ₅ N	Pyrrrole	8.207 ± 0.005	900
C ₄ H ₅ N	Cyclopropanecarbonitrile	(10.25)	1173
C ₄ H ₆	1,2-Butadiene	(9.03)	1034
C ₄ H ₆	1,3-Butadiene	9.082 ± 0.004	986
C ₄ H ₆	1-Butyne	10.19 ± 0.02	1148
C ₄ H ₆	2-Butyne	9.59 ± 0.03	1071
C ₄ H ₆	Cyclobutene	9.43 ± 0.02	1067
C ₄ H ₆ O	Divinyl ether	(8.7)	827
C ₄ H ₆ O	<i>trans</i> -2-Butenal	9.73 ± 0.01	835
C ₄ H ₆ O	2-Methylpropenal	(9.92)	834

Mol. form.	Name	IP/eV	$\Delta_f H_{\text{ion}}$ kJ/mol
C ₄ H ₆ O	Cyclobutanone	(9.35)	815
C ₄ H ₆ O ₂	<i>cis</i> -Crotonic acid	(10.08)	625
C ₄ H ₆ O ₂	<i>trans</i> -Crotonic acid	(9.9)	604
C ₄ H ₆ O ₂	Methacrylic acid	(10.15)	611
C ₄ H ₆ O ₂	Vinyl acetate	9.19 ± 0.05	572
C ₄ H ₆ O ₂	Methyl acrylate	(9.9)	641
C ₄ H ₆ O ₃	Acetic anhydride	(10.0)	398
C ₄ H ₆ O ₄	Dimethyl oxalate	(10.0)	287
C ₄ H ₆ S	2,5-Dihydrothiophene	(8.4)	898
C ₄ H ₇ N	Butanenitrile	(11.2)	1110
C ₄ H ₇ N	2-Methylpropanenitrile	(11.3)	1115
C ₄ H ₇ NO	2-Pyrrolidone	(9.2)	674
C ₄ H ₈	1-Butene	9.55 ± 0.06	921
C ₄ H ₈	<i>cis</i> -2-Butene	9.11 ± 0.01	871
C ₄ H ₈	<i>trans</i> -2-Butene	9.10 ± 0.01	866
C ₄ H ₈	Isobutene	9.239 ± 0.003	875
C ₄ H ₈	Cyclobutane	(9.82 ± 0.05)	976
C ₄ H ₈	Methylcyclopropane	(9.46)	936
C ₄ H ₈ Br ₂	1,4-Dibromobutane	(10.15)	879
C ₄ H ₈ O	Ethyl vinyl ether	(8.98)	709
C ₄ H ₈ O	1,2-Epoxybutane	(≤ 10.15)	862
C ₄ H ₈ O	Butanal	9.84 ± 0.02	742
C ₄ H ₈ O	Isobutanal	9.71 ± 0.01	721
C ₄ H ₈ O	2-Butanone	9.52 ± 0.04	678
C ₄ H ₈ O	Tetrahydrofuran	9.38 ± 0.05	721
C ₄ H ₈ O ₂	Butanoic acid	10.17 ± 0.05	509
C ₄ H ₈ O ₂	2-Methylpropanoic acid	10.33 ± 0.03	516
C ₄ H ₈ O ₂	Propyl formate	10.52 ± 0.02	555
C ₄ H ₈ O ₂	Ethyl acetate	10.01 ± 0.05	522
C ₄ H ₈ O ₂	Methyl propanoate	10.15 ± 0.03	548
C ₄ H ₈ O ₂	1,3-Dioxane	9.8	607
C ₄ H ₈ O ₂	1,4-Dioxane	9.19 ± 0.01	571
C ₄ H ₈ O ₂ S	Sulfolane	(9.8)	577
C ₄ H ₈ S	Tetrahydrothiophene	8.38	774
C ₄ H ₉ Br	1-Bromobutane	(10.12)	869
C ₄ H ₉ Br	2-Bromobutane	10.01 ± 0.02	845
C ₄ H ₉ Br	1-Bromo-2-methylpropane	10.09 ± 0.02	861
C ₄ H ₉ Br	2-Bromo-2-methylpropane	9.92 ± 0.03	823
C ₄ H ₉ Cl	1-Chlorobutane	10.67 ± 0.03	875
C ₄ H ₉ Cl	2-Chlorobutane	10.53	857
C ₄ H ₉ Cl	1-Chloro-2-methylpropane	10.73 ± 0.07	877
C ₄ H ₉ Cl	2-Chloro-2-methylpropane	(10.61)	842
C ₄ H ₉ I	1-Iodobutane	9.23 ± 0.01	840
C ₄ H ₉ I	2-Iodobutane	9.10 ± 0.02	815
C ₄ H ₉ I	1-Iodo-2-methylpropane	9.19 ± 0.01	824
C ₄ H ₉ I	2-Iodo-2-methylpropane	(9.02)	798
C ₄ H ₉ N	Pyrrolidine	(8.0)	769
C ₄ H ₉ NO	<i>N,N</i> -Dimethylacetamide	8.81 ± 0.03	616
C ₄ H ₉ NO	Morpholine	(8.2)	841
C ₄ H ₁₀	Butane	10.53 ± 0.10	890
C ₄ H ₁₀	Isobutane	(10.57)	886
C ₄ H ₁₀ O	1-Butanol	9.99 ± 0.05	689
C ₄ H ₁₀ O	2-Butanol	9.88 ± 0.03	658
C ₄ H ₁₀ O	2-Methyl-1-propanol	10.02 ± 0.04	683
C ₄ H ₁₀ O	2-Methyl-2-propanol	9.90 ± 0.02	642
C ₄ H ₁₀ O	Diethyl ether	9.51 ± 0.03	666
C ₄ H ₁₀ O	Methyl propyl ether	9.41 ± 0.07	670
C ₄ H ₁₀ O	Isopropyl methyl ether	9.45 ± 0.04	661
C ₄ H ₁₀ O ₂	Ethylene glycol monoethyl ether	(9.6)	529
C ₄ H ₁₀ O ₂	Ethylene glycol dimethyl ether	(9.3)	558

Mol. form.	Name	IP/eV	$\Delta_i H_{\text{ion}}$ kJ/mol
C ₄ H ₁₀ S	1-Butanethiol	9.14 ± 0.01	794
C ₄ H ₁₀ S	2-Butanethiol	(9.10)	781
C ₄ H ₁₀ S	2-Methyl-1-propanethiol	(9.12)	783
C ₄ H ₁₀ S	2-Methyl-2-propanethiol	(9.03)	762
C ₄ H ₁₀ S	Diethyl sulfide	(8.43)	730
C ₄ H ₁₀ S	Methyl propyl sulfide	(8.8)	767
C ₄ H ₁₀ S	Isopropyl methyl sulfide	(8.7)	749
C ₄ H ₁₀ S ₂	Diethyl disulfide	(8.27)	724
C ₄ H ₁₁ N	Butylamine	8.7 ± 0.1	748
C ₄ H ₁₁ N	<i>sec</i> -Butylamine	8.46 ± 0.1	711
C ₄ H ₁₁ N	<i>tert</i> -Butylamine	8.46 ± 0.1	695
C ₄ H ₁₁ N	Isobutylamine	8.50 ± 0.1	721
C ₄ H ₁₁ N	Diethylamine	7.85 ± 0.1	684
C ₄ H ₁₂ Si	Tetramethylsilane	9.80 ± 0.04	713
C ₄ H ₁₂ Sn	Tetramethylstannane	8.89 ± 0.05	837
C ₄ NiO ₄	Nickel carbonyl	8.27 ± 0.04	200
C ₅ H ₄ O ₂	Furfural	9.22 ± 0.01	739
C ₅ H ₅ N	Pyridine	9.25	1031
C ₅ H ₆	1-Penten-3-yne	9.00 ± 0.01	1119
C ₅ H ₆	<i>cis</i> -3-Penten-1-yne	9.14 ± 0.04	1137
C ₅ H ₆	<i>trans</i> -3-Penten-1-yne	9.05 ± 0.01	1128
C ₅ H ₆	2-Methyl-1-buten-3-yne	9.25 ± 0.02	1152
C ₅ H ₆	1,3-Cyclopentadiene	8.55 ± 0.02	955
C ₅ H ₆ O	2-Methylfuran	8.38 ± 0.02	729
C ₅ H ₆ O	3-Methylfuran	(8.64)	763
C ₅ H ₆ S	2-Methylthiophene	(8.14)	867
C ₅ H ₆ S	3-Methylthiophene	(8.40)	893
C ₅ H ₈	<i>cis</i> -1,3-Pentadiene	8.63 ± 0.03	914
C ₅ H ₈	<i>trans</i> -1,3-Pentadiene	8.59 ± 0.02	905
C ₅ H ₈	1,4-Pentadiene	9.60 ± 0.02	1032
C ₅ H ₈	2-Methyl-1,3-butadiene	8.84 ± 0.01	928
C ₅ H ₈	1-Pentyne	10.10 ± 0.01	1119
C ₅ H ₈	Cyclopentene	9.01 ± 0.01	905
C ₅ H ₈	Spiropentane	(9.26)	1078
C ₅ H ₈ O	Cyclopropyl methyl ketone	(≤ 9.46)	796
C ₅ H ₈ O	Cyclopentanone	9.26 ± 0.01	701
C ₅ H ₈ O	3,4-Dihydro-2H-pyran	8.35 ± 0.01	681
C ₅ H ₈ O ₂	Ethyl acrylate	(≤ 10.3)	617
C ₅ H ₈ O ₂	Methyl methacrylate	(9.7)	589
C ₅ H ₈ O ₂	2,4-Pentanedione	8.85 ± 0.01	469
C ₅ H ₉ NO	<i>N</i> -Methyl-2-pyrrolidone	(≤ 9.17)	≤ 676
C ₅ H ₁₀	1-Pentene	9.51 ± 0.01	896
C ₅ H ₁₀	<i>cis</i> -2-Pentene	9.01 ± 0.03	843
C ₅ H ₁₀	<i>trans</i> -2-Pentene	9.04 ± 0.01	841
C ₅ H ₁₀	2-Methyl-1-butene	9.12 ± 0.01	844
C ₅ H ₁₀	3-Methyl-1-butene	9.52 ± 0.01	891
C ₅ H ₁₀	2-Methyl-2-butene	8.69 ± 0.01	796
C ₅ H ₁₀	Cyclopentane	(10.33 ± 0.15)	918
C ₅ H ₁₀ O	2,2-Dimethylpropanal	9.51 ± 0.01	675
C ₅ H ₁₀ O	Cyclopentanol	(9.72)	695
C ₅ H ₁₀ O	Pentanal	9.74 ± 0.04	709
C ₅ H ₁₀ O	2-Pentanone	9.38 ± 0.01	646
C ₅ H ₁₀ O	3-Pentanone	9.31 ± 0.01	640
C ₅ H ₁₀ O	3-Methyl-2-butanone	9.30 ± 0.01	635
C ₅ H ₁₀ O	Tetrahydropyran	9.25 ± 0.01	670
C ₅ H ₁₀ O ₂	Pentanoic acid	(≤ 10.53)	≤ 527
C ₅ H ₁₀ O ₂	3-Methylbutanoic acid	(≤ 10.51)	≤ 499
C ₅ H ₁₀ O ₂	Butyl formate	10.52 ± 0.02	584
C ₅ H ₁₀ O ₂	Propyl acetate	(≤ 9.92)	501
C ₅ H ₁₀ O ₂	Isopropyl acetate	9.99 ± 0.03	482

Mol. form.	Name	IP/eV	$\Delta_r H_{\text{ion}}$ kJ/mol
C ₅ H ₁₀ O ₂	Ethyl propanoate	(10.00)	500
C ₅ H ₁₀ O ₂	Methyl butanoate	(10.07)	520
C ₅ H ₁₀ S	Thiacyclohexane	(8.2)	728
C ₅ H ₁₁ Br	1-Bromopentane	10.10 ± 0.01	846
C ₅ H ₁₁ I	1-Iodopentane	9.20 ± 0.01	817
C ₅ H ₁₁ N	Piperidine	8.03 ± 0.11	726
C ₅ H ₁₁ N	<i>N</i> -Methylpyrrolidine	≤ 8.41 ± 0.02	≤ 809
C ₅ H ₁₂	Pentane	10.28 ± 0.10	845
C ₅ H ₁₂	Isopentane	10.32 ± 0.05	843
C ₅ H ₁₂	Neopentane	(≤ 10.2)	≤ 818
C ₅ H ₁₂ O	1-Pentanol	(10.00)	668
C ₅ H ₁₂ O	2-Pentanol	(9.78)	630
C ₅ H ₁₂ O	3-Pentanol	9.78	628
C ₅ H ₁₂ O	2-Methyl-1-butanol	(9.86)	649
C ₅ H ₁₂ O	2-Methyl-2-butanol	(9.8)	615
C ₅ H ₁₂ O	3-Methyl-2-butanol	(9.88 ± 0.13)	637
C ₅ H ₁₂ O	Butyl methyl ether	(9.4 ± 0.1)	648
C ₅ H ₁₂ O	Methyl <i>tert</i> -butyl ether	(9.24)	608
C ₅ H ₁₂ O	Ethyl propyl ether	(9.45)	640
C ₅ H ₁₂ S	<i>tert</i> -Butyl methyl sulfide	(8.38)	687
C ₅ H ₁₂ S	Ethyl propyl sulfide	(8.50)	716
C ₅ H ₁₂ S	Ethyl isopropyl sulfide	(8.35)	689
C ₆ BrF ₅	Bromopentafluorobenzene	(9.67)	222
C ₆ ClF ₅	Chloropentafluorobenzene	(9.72)	126
C ₆ Cl ₆	Hexachlorobenzene	(8.98)	822
C ₆ F ₆	Hexafluorobenzene	9.89 ± 0.04	8
C ₆ F ₁₂	Perfluorocyclohexane	(13.2)	-1095
C ₆ HF ₅	Pentafluorobenzene	(9.63)	122
C ₆ HF ₅ O	Pentafluorophenol	(9.20)	-71
C ₆ H ₂ F ₄	1,2,3,4-Tetrafluorobenzene	(9.53)	284
C ₆ H ₂ F ₄	1,2,3,5-Tetrafluorobenzene	(9.53)	263
C ₆ H ₂ F ₄	1,2,4,5-Tetrafluorobenzene	(9.35)	254
C ₆ H ₃ Cl ₃	1,2,4-Trichlorobenzene	(9.04)	880
C ₆ H ₃ Cl ₃	1,3,5-Trichlorobenzene	9.32 ± 0.02	899
C ₆ H ₄ ClNO ₂	1-Chloro-3-nitrobenzene	(9.92 ± 0.1)	995
C ₆ H ₄ ClNO ₂	1-Chloro-4-nitrobenzene	(9.96 ± 0.1)	999
C ₆ H ₄ Cl ₂	<i>o</i> -Dichlorobenzene	9.06 ± 0.02	907
C ₆ H ₄ Cl ₂	<i>m</i> -Dichlorobenzene	9.10 ± 0.02	906
C ₆ H ₄ Cl ₂	<i>p</i> -Dichlorobenzene	8.92 ± 0.02	885
C ₆ H ₄ FNO ₂	1-Fluoro-4-nitrobenzene	(9.90)	826
C ₆ H ₄ F ₂	<i>o</i> -Difluorobenzene	9.29 ± 0.01	602
C ₆ H ₄ F ₂	<i>m</i> -Difluorobenzene	9.33 ± 0.01	591
C ₆ H ₄ F ₂	<i>p</i> -Difluorobenzene	9.1589 ± 0.0003	577
C ₆ H ₄ O ₂	<i>p</i> -Benzoquinone	10.01 ± 0.06	844
C ₆ H ₅ Br	Bromobenzene	9.00 ± 0.02	971
C ₆ H ₅ Cl	Chlorobenzene	9.07 ± 0.02	930
C ₆ H ₅ ClO	<i>m</i> -Chlorophenol	8.655 ± 0.001	680
C ₆ H ₅ ClO	<i>p</i> -Chlorophenol	(≤ 8.69)	≤ 692
C ₆ H ₅ F	Fluorobenzene	9.20 ± 0.01	772
C ₆ H ₅ I	Iodobenzene	8.685	1003
C ₆ H ₅ NO ₂	Nitrobenzene	9.86 ± 0.02	1019
C ₆ H ₅ NO ₃	<i>o</i> -Nitrophenol	(9.1)	782
C ₆ H ₅ NO ₃	<i>m</i> -Nitrophenol	(9.0)	755
C ₆ H ₅ NO ₃	<i>p</i> -Nitrophenol	(9.1)	761
C ₆ H ₆	Benzene	9.24378 ± 0.00007	975
C ₆ H ₆	Fulvene	(8.36)	1031
C ₆ H ₆ ClN	<i>o</i> -Chloroaniline	(8.50)	883
C ₆ H ₆ ClN	<i>m</i> -Chloroaniline	(8.09)	835
C ₆ H ₆ ClN	<i>p</i> -Chloroaniline	(≤ 8.18)	≤ 844
C ₆ H ₆ N ₂ O ₂	<i>o</i> -Nitroaniline	(8.27)	861

Mol. form.	Name	IP/eV	$\Delta_f H_{\text{ion}}$ kJ/mol
$C_6H_6N_2O_2$	<i>m</i> -Nitroaniline	(8.31)	865
$C_6H_6N_2O_2$	<i>p</i> -Nitroaniline	(8.34)	859
C_6H_6O	Phenol	8.49 ± 0.02	723
$C_6H_6O_2$	<i>p</i> -Hydroquinone	7.94 ± 0.01	503
C_6H_6S	Benzenethiol	(8.32)	915
C_6H_7N	Aniline	7.720 ± 0.002	832
C_6H_7N	2-Methylpyridine	(9.02)	970
C_6H_7N	3-Methylpyridine	(9.04)	979
C_6H_7N	4-Methylpyridine	(9.04)	976
$C_6H_8N_2$	<i>o</i> -Phenylenediamine	(7.2)	787
$C_6H_8N_2$	<i>m</i> -Phenylenediamine	(7.14)	777
$C_6H_8N_2$	<i>p</i> -Phenylenediamine	(6.87 ± 0.05)	759
C_6H_{10}	1,5-Hexadiene	9.27 ± 0.05	978
C_6H_{10}	1-Hexyne	10.03 ± 0.05	1089
C_6H_{10}	3,3-Dimethyl-1-butyne	9.90 ± 0.04	1060
C_6H_{10}	Cyclohexene	8.945 ± 0.01	859
$C_6H_{10}O$	Cyclohexanone	9.14 ± 0.01	656
$C_6H_{10}O$	Mesityl oxide	9.10 ± 0.01	694
$C_6H_{10}O_4$	Diethyl oxalate	(9.8)	205
$C_6H_{11}NO$	Caprolactam	(9.07 ± 0.02)	629
C_6H_{12}	1-Hexene	9.44 ± 0.04	869
C_6H_{12}	<i>cis</i> -2-Hexene	(8.97 ± 0.01)	818
C_6H_{12}	<i>trans</i> -2-Hexene	(8.97 ± 0.01)	814
C_6H_{12}	2-Methyl-1-pentene	(9.08 ± 0.01)	817
C_6H_{12}	4-Methyl-1-pentene	9.45 ± 0.01	862
C_6H_{12}	2-Methyl-2-pentene	(8.58)	761
C_6H_{12}	4-Methyl- <i>cis</i> -2-pentene	8.98 ± 0.01	809
C_6H_{12}	4-Methyl- <i>trans</i> -2-pentene	(8.97 ± 0.01)	804
C_6H_{12}	2-Ethyl-1-butene	(9.06 ± 0.02)	818
C_6H_{12}	2,3-Dimethyl-1-butene	(9.07 ± 0.01)	812
C_6H_{12}	2,3-Dimethyl-2-butene	8.27 ± 0.01	729
C_6H_{12}	Cyclohexane	9.86 ± 0.03	828
C_6H_{12}	Methylcyclopentane	(9.85)	845
$C_6H_{12}O$	Hexanal	9.72 ± 0.05	691
$C_6H_{12}O$	2-Hexanone	9.3 ± 0.1	626
$C_6H_{12}O$	3-Hexanone	9.12 ± 0.02	600
$C_6H_{12}O$	3-Methyl-2-pentanone	9.21 ± 0.01	600
$C_6H_{12}O$	4-Methyl-2-pentanone	9.30 ± 0.01	609
$C_6H_{12}O$	2-Methyl-3-pentanone	9.10 ± 0.01	592
$C_6H_{12}O$	3,3-Dimethyl-2-butanone	9.12 ± 0.02	589
$C_6H_{12}O$	Cyclohexanol	(9.75)	651
$C_6H_{12}O_2$	Hexanoic acid	≤ 10.12	≤ 463
$C_6H_{12}O_2$	Butyl acetate	(9.92 ± .05)	471
$C_6H_{12}O_2$	<i>sec</i> -Butyl acetate	9.90	453
$C_6H_{12}O_2$	Methyl 2,2-dimethylpropanoate	(9.90 ± 0.04)	466
$C_6H_{13}I$	1-Iodohexane	9.179	794
$C_6H_{13}N$	Cyclohexylamine	(8.86)	750
C_6H_{14}	Hexane	10.13	810
C_6H_{14}	2-Methylpentane	(10.12)	802
C_6H_{14}	3-Methylpentane	(10.08)	801
C_6H_{14}	2,2-Dimethylbutane	(10.06)	787
C_6H_{14}	2,3-Dimethylbutane	(10.02)	791
$C_6H_{14}O$	1-Hexanol	(9.89)	639
$C_6H_{14}O$	2-Hexanol	(9.80 ± 0.03)	611
$C_6H_{14}O$	3-Hexanol	(9.63 ± 0.03)	599
$C_6H_{14}O$	Dipropyl ether	(9.27)	602
$C_6H_{14}O$	Diisopropyl ether	9.20 ± 0.05	569
$C_6H_{14}O$	Butyl ethyl ether	(9.36)	610
$C_6H_{14}O$	Methyl pentyl ether	(≤ 9.67)	≤ 657
$C_6H_{14}O_2$	1,1-Diethoxyethane	(9.2)	434

Mol. form.	Name	IP/eV	$\Delta_f H_{\text{ion}}$ kJ/mol
$C_6H_{14}O_3$	Diethylene glycol dimethyl ether	≤ 9.8	≤ 448
$C_6H_{14}S$	Dipropyl sulfide	8.30 ± 0.02	676
$C_6H_{14}S$	Diisopropyl sulfide	(8.2 ± 0.2)	649
$C_6H_{15}N$	Hexylamine	(8.63 ± 0.05)	699
$C_6H_{15}N$	Dipropylamine	(7.84 ± 0.02)	641
$C_6H_{15}N$	Diisopropylamine	(7.73 ± 0.03)	602
$C_6H_{15}N$	Triethylamine	(7.50 ± 0.02)	631
$C_6H_{15}NO_3$	Triethanolamine	(7.9)	206
$C_7H_3F_5$	2,3,4,5,6-Pentafluorotoluene	(9.4)	64
C_7H_5ClO	Benzoyl chloride	(9.53)	815
$C_7H_5Cl_3$	(Trichloromethyl)benzene	(≤ 9.60)	≤ 914
$C_7H_5F_3$	(Trifluoromethyl)benzene	9.685 ± 0.005	335
C_7H_5N	Benzonitrile	9.70 ± 0.01	1154
C_7H_6O	Benzaldehyde	9.49 ± 0.02	878
$C_7H_6O_2$	Benzoic acid	(9.3)	604
C_7H_7Br	<i>p</i> -Bromotoluene	8.67 ± 0.02	908
C_7H_7Cl	<i>o</i> -Chlorotoluene	(8.7 ± 0.1)	856
C_7H_7Cl	<i>m</i> -Chlorotoluene	(8.83)	869
C_7H_7Cl	<i>p</i> -Chlorotoluene	(8.69)	855
C_7H_7Cl	(Chloromethyl)benzene	9.10 ± 0.02	897
C_7H_7F	<i>o</i> -Fluorotoluene	8.91 ± 0.01	709
C_7H_7F	<i>m</i> -Fluorotoluene	8.91 ± 0.01	709
C_7H_7F	<i>p</i> -Fluorotoluene	8.79 ± 0.01	701
C_7H_7NO	Benzamide	(9.25)	792
$C_7H_7NO_2$	<i>o</i> -Nitrotoluene	9.24	946
$C_7H_7NO_2$	<i>m</i> -Nitrotoluene	9.45 ± 0.1	941
$C_7H_7NO_2$	<i>p</i> -Nitrotoluene	9.46 ± 0.05	942
C_7H_8	Toluene	8.8276 ± 0.0006	901
C_7H_8O	<i>o</i> -Cresol	(8.24)	670
C_7H_8O	<i>m</i> -Cresol	8.29 ± 0.07	668
C_7H_8O	<i>p</i> -Cresol	(8.3)	675
C_7H_8O	Benzyl alcohol	(8.3)	701
C_7H_8O	Anisole	8.22 ± 0.03	725
C_7H_9N	Benzylamine	(8.64)	917
C_7H_9N	<i>o</i> -Methylaniline	(7.44 ± 0.02)	772
C_7H_9N	<i>m</i> -Methylaniline	(7.50 ± 0.02)	778
C_7H_9N	<i>p</i> -Methylaniline	(7.24 ± 0.02)	753
C_7H_9N	<i>N</i> -Methylaniline	7.34 ± 0.04	792
C_7H_9N	2,3-Dimethylpyridine	(8.85 ± 0.02)	922
C_7H_9N	2,4-Dimethylpyridine	(8.85 ± 0.03)	918
C_7H_9N	2,5-Dimethylpyridine	$(\leq 8.80 \pm 0.05)$	≤ 916
C_7H_9N	2,6-Dimethylpyridine	8.86 ± 0.03	913
C_7H_9N	3,4-Dimethylpyridine	(≤ 9.15)	≤ 953
C_7H_9N	3,5-Dimethylpyridine	(≤ 9.25)	≤ 965
$C_7H_{10}O$	Dicyclopentyl ketone	(9.1)	1041
C_7H_{14}	1-Heptene	9.34 ± 0.10	839
C_7H_{14}	<i>trans</i> -3-Heptene	(8.92)	790
C_7H_{14}	Cycloheptane	9.97	844
C_7H_{14}	Methylcyclohexane	9.64	775
C_7H_{14}	<i>cis</i> -1,2-Dimethylcyclopentane	(9.92 ± 0.05)	828
C_7H_{14}	<i>trans</i> -1,2-Dimethylcyclopentane	9.7 ± 0.2	799
$C_7H_{14}O$	1-Heptanal	(9.65)	668
$C_7H_{14}O$	2-Heptanone	9.28 ± 0.10	594
$C_7H_{14}O$	3-Heptanone	9.18 ± 0.08	589
$C_7H_{14}O$	4-Heptanone	9.10 ± 0.06	577
$C_7H_{14}O$	5-Methyl-2-hexanone	(9.28)	586
$C_7H_{14}O$	2,4-Dimethyl-3-pentanone	8.95 ± 0.01	552
$C_7H_{14}O$	1-Methylcyclohexanol	(9.8 ± 0.2)	586
C_7H_{16}	Heptane	9.93 ± 0.10	771
$C_7H_{16}O$	1-Heptanol	(9.84)	614

Mol. form.	Name	IP/eV	$\Delta_f H_{\text{ion}}$ kJ/mol
C ₇ H ₁₆ O	2-Heptanol	(9.70)	580
C ₇ H ₁₆ O	3-Heptanol	(9.68)	578
C ₇ H ₁₆ O	4-Heptanol	(9.61)	572
C ₇ H ₁₆ O	Ethyl pentyl ether	(≤ 9.49)	≤ 602
C ₈ H ₄ O ₃	Phthalic anhydride	(10.1)	603
C ₈ H ₆ O ₄	Isophthalic acid	(9.98)	268
C ₈ H ₆ O ₄	Terephthalic acid	(9.86)	232
C ₈ H ₇ N	2-Methylbenzotrile	(≤ 9.38)	1085
C ₈ H ₇ N	3-Methylbenzotrile	(≤ 9.34)	1085
C ₈ H ₇ N	4-Methylbenzotrile	9.32 \pm 0.02	1083
C ₈ H ₇ N	Indole	7.7602 \pm 0.0006	908
C ₈ H ₈	Styrene	8.464 \pm 0.001	964
C ₈ H ₈ O	<i>p</i> -Tolualdehyde	(9.33)	825
C ₈ H ₈ O	Acetophenone	9.29 \pm 0.03	810
C ₈ H ₈ O ₂	<i>o</i> -Toluic acid	(9.1)	558
C ₈ H ₈ O ₂	<i>m</i> -Toluic acid	(9.43)	579
C ₈ H ₈ O ₂	<i>p</i> -Toluic acid	(9.23)	560
C ₈ H ₈ O ₂	Benzeneacetic acid	(8.26)	479
C ₈ H ₈ O ₂	Methyl benzoate	9.32 \pm 0.03	611
C ₈ H ₁₀	Ethylbenzene	8.77 \pm 0.01	876
C ₈ H ₁₀	<i>o</i> -Xylene	8.56 \pm 0.01	844
C ₈ H ₁₀	<i>m</i> -Xylene	8.56 \pm 0.01	843
C ₈ H ₁₀	<i>p</i> -Xylene	8.44 \pm 0.01	832
C ₈ H ₁₀ O	<i>p</i> -Ethylphenol	(7.84)	613
C ₈ H ₁₀ O	2,3-Xylenol	(8.26)	640
C ₈ H ₁₀ O	2,4-Xylenol	(8.0)	609
C ₈ H ₁₀ O	2,6-Xylenol	(8.05)	615
C ₈ H ₁₀ O	3,4-Xylenol	(8.09)	624
C ₈ H ₁₀ O	Phenetole	(8.13)	683
C ₈ H ₁₁ N	2,4,6-Trimethylpyridine	(≤ 8.9)	≤ 880
C ₈ H ₁₁ N	<i>N</i> -Ethylaniline	(≤ 7.67)	≤ 794
C ₈ H ₁₁ N	<i>N,N</i> -Dimethylaniline	7.12 \pm 0.02	787
C ₈ H ₁₄	1-Octyne	(9.95 \pm 0.02)	1040
C ₈ H ₁₄	2-Octyne	9.31 \pm 0.01	961
C ₈ H ₁₄	3-Octyne	9.22 \pm 0.01	952
C ₈ H ₁₄	4-Octyne	9.20 \pm 0.01	946
C ₈ H ₁₆	1-Octene	9.43 \pm 0.01	829
C ₈ H ₁₆	Cyclooctane	9.75 \pm 0.05	816
C ₈ H ₁₆	Ethylcyclohexane	(9.54)	748
C ₈ H ₁₆	1,1-Dimethylcyclohexane	(9.42)	728
C ₈ H ₁₆	<i>cis</i> -1,2-Dimethylcyclohexane	(<9.78)	772
C ₈ H ₁₆	<i>trans</i> -1,2-Dimethylcyclohexane	9.41	728
C ₈ H ₁₆	<i>cis</i> -1,3-Dimethylcyclohexane	(<9.98)	778
C ₈ H ₁₆	<i>trans</i> -1,3-Dimethylcyclohexane	9.53	743
C ₈ H ₁₆	<i>cis</i> -1,4-Dimethylcyclohexane	(<9.93)	782
C ₈ H ₁₆	<i>trans</i> -1,4-Dimethylcyclohexane	(9.56)	738
C ₈ H ₁₆	Propylcyclopentane	(9.34)	753
C ₈ H ₁₆ O	2,2,4-Trimethyl-3-pentanone	(8.80)	511
C ₈ H ₁₈	Octane	9.80 \pm 0.10	737
C ₈ H ₁₈	2-Methylheptane	(9.84)	734
C ₈ H ₁₈	2,2,4-Trimethylpentane	(9.86)	713
C ₈ H ₁₈	2,2,3,3-Tetramethylbutane	9.8	720
C ₈ H ₁₈ O	Dibutyl ether	(9.28)	≤ 560
C ₈ H ₁₈ O	Di- <i>sec</i> -butyl ether	(9.11)	511
C ₈ H ₁₈ O	Di- <i>tert</i> -butyl ether	8.88 \pm 0.07	493
C ₈ H ₁₈ S	Dibutyl sulfide	(8.2)	624
C ₈ H ₁₈ S	Di- <i>tert</i> -butyl sulfide	(8.0)	583
C ₈ H ₁₈ S	Diisobutyl sulfide	(8.34)	625
C ₈ H ₁₉ N	Dibutylamine	(7.69)	586
C ₈ H ₁₉ N	Diisobutylamine	(7.8)	574

Mol. form.	Name	IP/eV	$\Delta_f H_{\text{ion}}$ kJ/mol
C ₈ H ₂₀ Si	Tetraethylsilane	(8.9)	595
C ₉ H ₇ N	Quinoline	8.62 ± 0.01	1041
C ₉ H ₇ N	Isoquinoline	8.53 ± 0.03	1032
C ₉ H ₈	Indene	8.14 ± 0.01	949
C ₉ H ₁₀	<i>o</i> -Methylstyrene	(8.20)	908
C ₉ H ₁₀	<i>m</i> -Methylstyrene	(8.15)	899
C ₉ H ₁₀	<i>p</i> -Methylstyrene	(8.1)	895
C ₉ H ₁₀	Cyclopropylbenzene	(8.35)	956
C ₉ H ₁₀	Indan	(8.3)	864
C ₉ H ₁₀ O ₂	Ethyl benzoate	(8.9)	537
C ₉ H ₁₂	Propylbenzene	8.713 ± 0.010	848
C ₉ H ₁₂	Isopropylbenzene	8.73 ± 0.01	847
C ₉ H ₁₂	1,2,3-Trimethylbenzene	8.42 ± 0.02	803
C ₉ H ₁₂	1,2,4-Trimethylbenzene	8.27 ± 0.01	784
C ₉ H ₁₂	1,3,5-Trimethylbenzene	8.41 ± 0.01	796
C ₉ H ₁₃ N	<i>N,N</i> -Dimethyl- <i>o</i> -toluidine	7.40 ± 0.02	814
C ₉ H ₁₄ O	Isophorone	(≤ 9.07)	≤ 670
C ₉ H ₁₈	Butylcyclopentane	(9.95)	793
C ₉ H ₁₈	Propylcyclohexane	(9.46)	720
C ₉ H ₁₈	Isopropylcyclohexane	(9.33)	704
C ₉ H ₁₈ O	2-Nonanone	(9.16)	545
C ₉ H ₁₈ O	5-Nonanone	(9.07)	530
C ₉ H ₁₆ O	2,6-Dimethyl-4-heptanone	9.01 ± 0.06	512
C ₉ H ₂₀	Nonane	9.71 ± 0.10	709
C ₁₀ F ₈	Perfluoronaphthalene	8.85	-368
C ₁₀ H ₇ Br	1-Bromonaphthalene	8.08 ± 0.03	955
C ₁₀ H ₇ Cl	1-Chloronaphthalene	(8.13)	906
C ₁₀ H ₈	Naphthalene	8.1442 ± 0.0009	936
C ₁₀ H ₈	Azulene	7.38 ± 0.05	1001
C ₁₀ H ₈ O	1-Naphthol	7.76 ± 0.03	719
C ₁₀ H ₈ O	2-Naphthol	7.87 ± 0.06	729
C ₁₀ H ₁₀ O ₄	Dimethyl phthalate	(9.64 ± 0.07)	277
C ₁₀ H ₁₂	1,2,3,4-Tetrahydronaphthalene	8.46 ± 0.02	841
C ₁₀ H ₁₄	Butylbenzene	8.69 ± 0.02	826
C ₁₀ H ₁₄	<i>sec</i> -Butylbenzene	8.68 ± 0.02	820
C ₁₀ H ₁₄	<i>tert</i> -Butylbenzene	8.68 ± 0.05	816
C ₁₀ H ₁₄	Isobutylbenzene	8.69 ± 0.02	817
C ₁₀ H ₁₄	<i>p</i> -Cymene	(8.29)	771
C ₁₀ H ₁₄	<i>o</i> -Diethylbenzene	(≤ 8.51)	≤ 804
C ₁₀ H ₁₄	<i>m</i> -Diethylbenzene	(8.49)	798
C ₁₀ H ₁₄	<i>p</i> -Diethylbenzene	(8.40)	790
C ₁₀ H ₁₄	1,2,4,5-Tetramethylbenzene	8.04 ± 0.02	730
C ₁₀ H ₁₄ O	<i>p</i> - <i>tert</i> -Butylphenol	(7.8)	552
C ₁₀ H ₁₆	α -Pinene	(8.07)	808
C ₁₀ H ₁₆ O	Camphor	(8.76)	577
C ₁₀ H ₁₈	<i>cis</i> -Decahydronaphthalene	9.36 ± 0.04	734
C ₁₀ H ₁₈	<i>trans</i> -Decahydronaphthalene	9.34 ± 0.04	720
C ₁₀ H ₂₀	1-Decene	9.42 ± 0.05	786
C ₁₀ H ₂₀	Butylcyclohexane	(9.41)	695
C ₁₀ H ₂₂	Decane	(9.65)	682
C ₁₁ H ₁₀	1-Methylnaphthalene	7.97 ± 0.03	882
C ₁₁ H ₁₀	2-Methylnaphthalene	7.91 ± 0.08	877
C ₁₁ H ₁₆	<i>p</i> - <i>tert</i> -Butyltoluene	(8.12)	730
C ₁₁ H ₂₄	Undecane	(9.56)	650
C ₁₁ H ₂₄	2-Methyldecane	(9.7)	658
C ₁₂ H ₈	Acenaphthylene	(8.22)	1053
C ₁₂ H ₉ N	Carbazole	(7.57)	961
C ₁₂ H ₁₀	Acenaphthene	7.75 ± 0.07	903
C ₁₂ H ₁₀	Biphenyl	8.23 ± 0.10	977
C ₁₂ H ₁₀ N ₂ O	<i>trans</i> -Azoxybenzene	(8.1)	1123

Mol. form.	Name	IP/eV	$\Delta_f H_{\text{ion}}$ kJ/mol
C ₁₂ H ₁₀ O	Diphenyl ether	(8.09)	766
C ₁₂ H ₁₁ N	Diphenylamine	7.16 ± 0.04	908
C ₁₂ H ₁₈	5,7-Dodecadiyne	(8.67)	1079
C ₁₂ H ₁₈	Hexamethylbenzene	7.85 ± 0.01	670
C ₁₂ H ₂₂	Cyclohexylcyclohexane	(9.41)	690
C ₁₂ H ₂₇ N	Tributylamine	(7.4)	492
C ₁₃ H ₁₀	9 <i>H</i> -Fluorene	7.91 ± 0.02	952
C ₁₃ H ₁₀ O	Benzophenone	9.08 ± 0.05	926
C ₁₃ H ₁₂	Diphenylmethane	(8.55)	963
C ₁₄ H ₁₀	Anthracene	7.439 ± 0.006	948
C ₁₄ H ₁₀	Phenanthrene	7.8914 ± 0.0006	966
C ₁₄ H ₁₀	Diphenylacetylene	7.94 ± 0.03	1168
C ₁₄ H ₁₂	<i>cis</i> -Stilbene	(7.80)	1005
C ₁₄ H ₁₂	<i>trans</i> -Stilbene	7.656 ± 0.001	973
C ₁₄ H ₁₄	1,2-Diphenylethane	8.9 ± 0.1	1002
C ₁₆ H ₁₀	Fluoranthene	7.9 ± 0.1	1052
C ₁₆ H ₁₀	Pyrene	7.4256 ± 0.0006	935
C ₁₈ H ₁₂	Chrysene	7.60 ± 0.01	1017
C ₁₈ H ₁₄	<i>o</i> -Terphenyl	(7.99)	1056
C ₁₈ H ₁₄	<i>m</i> -Terphenyl	(8.01)	1057
C ₁₈ H ₁₄	<i>p</i> -Terphenyl	7.80 ± 0.03	1037
C ₂₀ H ₁₂	Perylene	6.960 ± 0.001	981
C ₂₄ H ₁₂	Coronene	7.29 ± 0.01	1026

X-RAY ATOMIC ENERGY LEVELS

The energy levels in this tables are the values recommended by Bearden and Burr on the basis of a thorough review of the literature on x-ray wavelengths and related data. All values are in electron volts (eV). Values in parentheses are interpolated, and an asterisk * indicates a level which is not resolved from the level above it. See Reference 1 for uncertainties in the levels and a complete description of how the recommended values were obtained.

References

1. Bearden, J. A., and Burr, A. F., *Rev. Mod. Phys.*, 39, 125, 1967; also published as *X-Ray Wavelengths and X-Ray Atomic Energy Levels*, Natl. Stand. Ref. Data Sys. — Natl. Bur. Standards (U.S.), No. 14, 1967.
2. Gray, D. E., Ed., *American Institute of Physics Handbook, Third Edition*, pp. 7-158 to 7-167, McGraw-Hill, New York, 1972.

Level	¹H	²He	³Li	⁴Be	⁵B	⁶C	⁷N	⁸O
K	13.59811	24.58678	54.75	111.0	188.0	283.8	401.6	532.0
L _I								23.7
L _{II,III}					4.7	6.4	9.2	7.1
Level	⁹F	¹⁰Ne	¹¹Na	¹²Mg	¹³Al	¹⁴Si	¹⁵P	¹⁶S
K	685.4	866.9	1072.1	1305.0	1559.6	1838.9	2145.5	2472.0
L _I	(31)	(45)	63.3	89.4	117.7	148.7	189.3	229.2
L _{II,III}	8.6	18.3	31.1	51.4	73.1	99.2	132.2	164.8
Level	¹⁷Cl	¹⁸Ar	¹⁹K	²⁰Ca	²¹Sc	²²Ti	²³V	²⁴Cr
K	2822.4	3202.9	3607.4	4038.1	4492.8	4966.4	5465.1	5989.2
L _I	270.2	320	377.1	437.8	500.4	563.7	628.2	694.6
L _{II}	201.6	247.3	296.3	350.0	406.7	461.5	520.5	583.7
L _{III}	200.0	245.2	293.6	346.4	402.2	455.5	512.9	574.5
M _I	17.5	25.3	33.9	43.7	53.8	60.3	66.5	74.1
M _{II,III}	6.8	12.4	17.8	25.4	32.3	34.6	37.8	42.5
M _{IV}					6.6	3.7	2.2	2.3
Level	²⁵Mn	²⁶Fe	²⁷Co	²⁸Ni	²⁹Cu	³⁰Zn	³¹Ga	³²Ge
K	6539.0	7112.0	7708.9	8332.8	8978.9	9658.6	10367.1	11103.1
L _I	769.0	846.1	925.6	1008.1	1096.1	1193.6	1297.7	1414.3
L _{II}	651.4	721.1	793.6	871.9	951.0	1042.8	1142.3	1247.8
L _{III}	640.3	708.1	778.6	854.7	931.1	1019.7	1115.4	1216.7
M _I	83.9	92.9	100.7	111.8	119.8	135.9	158.1	180.0
M _{II}	48.6	54.0	59.5	68.1	73.6	86.6	106.8	127.9
M _{III}	48.6*	54.0*	59.5*	68.1*	73.6*	86.6*	102.9	120.8
M _{IV}	3.3	3.6	2.9	3.6	1.6	8.1	17.4	28.7
Level	³³As	³⁴Se	³⁵Br	³⁶Kr	³⁷Rb	³⁸Sr	³⁹Y	⁴⁰Zr
K	11866.7	12657.8	13473.7	14325.6	15199.7	16104.6	17038.4	17997.6
L _I	1526.5	1653.9	1782.0	1921.0	2065.1	2216.3	2372.5	2531.6
L _{II}	1358.6	1476.2	1596.0	1727.2	1863.9	2006.8	2155.5	2306.7
L _{III}	1323.1	1435.8	1549.9	1674.9	1804.4	1939.6	2080.0	2222.3
M _I	203.5	231.5	256.5		322.1	357.5	393.6	430.3
M _{II}	146.4	168.2	189.3	222.7	247.4	279.8	312.4	344.2
M _{III}	140.5	161.9	181.5	213.8	238.5	269.1	300.3	330.5
M _{IV}	41.2	56.7	70.1	88.9	111.8	135.0	159.6	182.4
M _V	41.2*	56.7*	69.0	88.9*	110.3	133.1	157.4	180.0
N _I			27.3	24.0	29.3	37.7	45.4	51.3
N _{II}	2.5	5.6	5.2	10.6	14.8	19.9	25.6	28.7
N _{III}	2.5*	5.6*	4.6	10.6*	14.0	19.9*	25.6*	28.7*
Level	⁴¹Nb	⁴²Mo	⁴³Tc	⁴⁴Ru	⁴⁵Rh	⁴⁶Pd	⁴⁷Ag	⁴⁸Cd
K	18985.6	19999.5	21044.0	22117.2	23219.9	24350.3	25514.0	26711.2
L _I	2697.7	2865.5	3042.5	3224.0	3411.9	3604.3	3805.8	4018.0
L _{II}	2464.7	2625.1	2793.2	2966.9	3146.1	3330.3	3523.7	3727.0
L _{III}	2370.5	2520.2	2676.9	2837.9	3003.8	3173.3	3351.1	3537.5
M _I	468.4	504.6		585.0	627.1	669.9	717.5	770.2
M _{II}	378.4	409.7	444.9	482.8	521.0	559.1	602.4	650.7
M _{III}	363.0	392.3	425.0	460.6	496.2	531.5	571.4	616.5
M _{IV}	207.4	230.3	256.4	283.6	311.7	340.0	372.8	410.5

Level	⁴¹Nb	⁴²Mo	⁴³Tc	⁴⁴Ru	⁴⁵Rh	⁴⁶Pd	⁴⁷Ag	⁴⁸Cd
M _V	204.6	227.0	252.9	279.4	307.0	334.7	366.7	403.7
N _I	58.1	61.8		74.9	81.0	86.4	95.2	107.6
N _{II}	33.9	34.8	38.9	43.1	47.9	51.1	62.6	66.9
N _{III}	33.9*	34.8*	38.9*	43.1*	47.9*	51.1*	55.9	66.9*
N _{IV}	3.2	1.8		2.0	2.5	1.5	3.3	9.3
Level	⁴⁹In	⁵⁰Sn	⁵¹Sb	⁵²Te	⁵³I	⁵⁴Xe	⁵⁵Cs	⁵⁶Ba
K	27939.9	29200.1	30491.2	31813.8	33169.4	34561.4	35984.6	37440.6
L _I	4237.5	4464.7	4698.3	4939.2	5188.1	5452.8	5714.3	5988.8
L _{II}	3938.0	4156.1	4380.4	4612.0	4852.1	5103.7	5359.4	5623.6
L _{III}	3730.1	3928.8	4132.2	4341.4	4557.1	4782.2	5011.9	5247.0
M _I	825.6	883.8	943.7	1006.0	1072.1		1217.1	1292.8
M _{II}	702.2	756.4	811.9	869.7	930.5	999.0	1065.0	1136.7
M _{III}	664.3	714.4	765.6	818.7	874.6	937.0	997.6	1062.2
M _{IV}	450.8	493.3	536.9	582.5	631.3		739.5	796.1
M _V	443.1	484.8	527.5	572.1	619.4	672.3	725.5	780.7
N _I	121.9	136.5	152.0	168.3	186.4		230.8	253.0
N _{II}	77.4	88.6	98.4	110.2	122.7	146.7	172.3	191.8
N _{III}	77.4*	88.6*	98.4*	110.2*	122.7*	146.7*	161.6	179.7
N _{IV}	16.2	23.9	31.4	39.8	49.6		78.8	92.5
N _V	16.2*	23.9*	31.4*	39.8*	49.6*		76.5	89.9
O _I	0.1	0.9	6.7	11.6	13.6		22.7	39.1
O _{II}	0.8	1.1	2.1	2.3	3.3		13.1	16.6
O _{III}	0.8*	1.1*	2.1*	2.3*	3.3*		11.4	14.6
Level	⁵⁷La	⁵⁸Ce	⁵⁹Pr	⁶⁰Nd	⁶¹Pm	⁶²Sm	⁶³Eu	⁶⁴Gd
K	38924.6	40443.0	41990.6	43568.9	45184.0	46834.2	48519.0	50239.1
L _I	6266.3	6548.8	6834.8	7126.0	7427.9	7736.8	8052.0	8375.6
L _{II}	5890.6	6164.2	6440.4	6721.5	7012.8	7311.8	7617.1	7930.3
L _{III}	5482.7	5723.4	5964.3	6207.9	6459.3	6716.2	6976.9	7242.8
M _I	1361.3	1434.6	1511.0	1575.3		1722.8	1800.0	1880.8
M _{II}	1204.4	1272.8	1337.4	1402.8	1471.4	1540.7	1613.9	1688.3
M _{III}	1123.4	1185.4	1242.2	1297.4	1356.9	1419.8	1480.6	1544.0
M _{IV}	848.5	901.3	951.1	999.9	1051.5	1106.0	1160.6	1217.2
M _V	831.7	883.3	931.0	977.7	1026.9	1080.2	1130.9	1185.2
N _I	270.4	289.6	304.5	315.2		345.7	360.2	375.8
N _{II}	205.8	223.3	236.3	243.3	242	265.6	283.9	288.5
N _{III}	191.4	207.2	217.6	224.6	242*	247.4	256.6	270.9
N _{IV}	98.9	110.0	113.2	117.5	120.4	129.0	133.2	140.5
N _{VI,VII}		0.1	2.0	1.5		5.5	0.0	0.1
O _I	32.3	37.8	37.4	37.5		37.4	31.8	36.1
O _{II,III}	14.4	19.8	22.3	21.1		21.3	22.0	20.3
Level	⁶⁵Tb	⁶⁶Dy	⁶⁷Ho	⁶⁸Er	⁶⁹Tm	⁷⁰Yb	⁷¹Lu	⁷²Hf
K	51995.7	53788.5	55617.7	57485.5	59389.6	61332.3	63313.8	65350.8
L _I	8708.0	9045.8	9394.2	9751.3	10115.7	10486.4	10870.4	11270.7
L _{II}	8251.6	8580.6	8917.8	9264.3	9616.9	9978.2	10348.6	10739.4
L _{III}	7514.0	7790.1	8071.1	8357.9	8648.0	8943.6	9244.1	9560.7
M _I	1967.5	2046.8	2128.3	2206.5	2306.8	2398.1	2491.2	2600.9
M _{II}	1767.7	1841.8	1922.8	2005.8	2089.8	2173.0	2263.5	2365.4
M _{III}	1611.3	1675.6	1741.2	1811.8	1884.5	1949.8	2023.6	2107.6
M _{IV}	1275.0	1332.5	1391.5	1453.3	1514.6	1576.3	1639.4	1716.4
M _V	1241.2	1294.9	1351.4	1409.3	1467.7	1527.8	1588.5	1661.7
N _I	397.9	416.3	435.7	449.1	471.7	487.2	506.2	538.1
N _{II}	310.2	331.8	343.5	366.2	385.9	396.7	410.1	437.0
N _{III}	385.0	292.9	306.6	320.0	336.6	343.5	359.3	380.4
N _{IV}	147.0	154.2	161.0	176.7	179.6	198.1	204.8	223.8
N _V	147.0*	154.2*	161.0*	167.6	179.6*	184.9	195.0	213.7
N _{VI,VII}	2.6	4.2	3.7	4.3	5.3	6.3	6.9	17.1
O _I	39.0	62.9	51.2	59.8	53.2	54.1	56.8	64.9
O _{II}	25.4	26.3	20.3	29.4	32.3	23.4	28.0	38.1
O _{III}	25.4*	26.3*	20.3*	29.4*	32.3*	23.4*	28.0*	30.6

Level	⁷³ Ta	⁷⁴ W	⁷⁵ Re	⁷⁶ Os	⁷⁷ Ir	⁷⁸ Pt	⁷⁹ Au	⁸⁰ Hg
K	67416.4	69525.0	71676.4	73870.8	76111.0	78394.8	80724.9	83102.3
L _I	11681.5	12099.8	12526.7	12968.0	13418.5	13879.9	14352.8	14839.3
L _{II}	11136.1	11544.0	11958.7	12385.0	12824.1	13272.6	13733.6	14208.7
L _{III}	9881.1	10206.8	10535.3	10870.9	11215.2	11563.7	11918.7	12283.9
M _I	2708.0	2819.6	2931.7	3048.5	3173.7	3296.0	3424.9	3561.6
M _{II}	2468.7	2574.9	2681.6	2792.2	2908.7	3026.5	3147.8	3278.5
M _{III}	2194.0	2281.0	2367.3	2457.2	2550.7	2645.4	2743.0	2847.1
M _{IV}	1793.2	1871.6	1948.9	2030.8	2116.1	2201.9	2291.1	2384.9
M _V	1735.1	1809.2	1882.9	1960.1	2040.4	2121.6	2205.7	2294.9
N _I	565.5	595.0	625.0	654.3	690.1	722.0	758.8	800.3
N _{II}	464.8	491.6	517.9	546.5	577.1	609.2	643.7	676.9
N _{III}	404.5	425.3	444.4	468.2	494.3	519.0	545.4	571.0
N _{IV}	241.3	258.8	273.7	289.4	311.4	330.8	352.0	378.3
N _V	229.3	245.4	260.2	272.8	294.9	313.3	333.9	359.8
N _{VI}	25.0	36.5	40.6	46.3	63.4	74.3	86.4	102.2
N _{VII}	25.0*	33.6	40.6*	46.3*	60.5	71.1	82.8	98.5
O _I	71.1	77.1	82.8	83.7	95.2	101.7	107.8	120.3
O _{II}	44.9	46.8	45.6	58.0	63.0	65.3	71.7	80.5
O _{III}	36.4	35.6	34.6	45.4	50.5	51.7	53.7	57.6
O _{IV}	5.7	6.1	3.5		3.8	2.2	2.5	6.4
Level	⁸¹ Tl	⁸² Pb	⁸³ Bi	⁸⁴ Po	⁸⁵ At	⁸⁶ Rn	⁸⁷ Fr	⁸⁸ Ra
K	85530.4	88004.5	90525.9	93105.0	95729.9	98404	101137	103921.9
L _I	15346.7	15860.8	16387.5	16939.3	17493	18049	18639	19236.7
L _{II}	14697.9	15200.0	15711.1	16244.3	16784.7	17337.1	17906.5	18484.3
L _{III}	12657.5	13035.2	13418.6	13813.8	14213.5	14619.4	15031.2	15444.4
M _I	3704.1	3850.7	3999.1	4149.4	(4317)	(4482)	(4652)	4822.0
M _{II}	3415.7	3554.2	3696.3	3854.1	4008	4159	4327	4489.5
M _{III}	2956.6	3066.4	3176.9	3301.9	3426	3538	3663	3791.8
M _{IV}	2485.1	2585.6	2687.6	2798.0	2908.7	3021.5	3136.2	3248.4
M _V	2389.3	2484.0	2579.6	2683.0	2786.7	2892.4	2999.9	3104.9
N _I	845.5	893.6	938.2	995.3	(1042)	(1097)	(1153)	1208.4
N _{II}	721.3	763.9	805.3	851	886	929	980	1057.6
N _{III}	609.0	644.5	678.9	705	740	768	810	879.1
N _{IV}	406.6	435.2	463.6	500.2	533.2	566.6	603.3	635.9
N _V	386.2	412.9	440.0	473.4			577	602.7
N _{VI}	122.8	142.9	161.9					298.9
N _{VII}	118.5	138.1	157.4					298.9*
O _I	136.3	147.3	159.3					254.4
O _{II}	99.6	104.8	116.8					200.4
O _{III}	75.4	86.0	92.8					152.8
O _{IV}	15.3	21.8	26.5	31.4				67.2
O _V	13.1	19.2	24.4	31.4*				67.2*
P _I		3.1						43.5
P _{II,III}		0.7	2.7					18.8
Level	⁸⁹ Ac	⁹⁰ Th	⁹¹ Pa	⁹² U	⁹³ Np	⁹⁴ Pu	⁹⁵ Am	⁹⁶ Cm
K	106755.3	109650.9	112601.4	115606.1	118678	121818	125027	128220
L _I	19840	20472.1	21104.6	21757.4	22426.8	23097.2	23772.9	24460
L _{II}	19083.2	19693.2	20313.7	20947.6	21600.5	22266.2	22944.0	23779
L _{III}	15871.0	16300.3	16733.1	17166.3	17610.0	18056.8	18504.1	18930
M _I	(5002)	5182.3	5366.9	5548.0	5723.2	5932.9	6120.5	6288
M _{II}	4656	4830.4	5000.9	5182.2	5366.2	5541.2	5710.2	5895
M _{III}	3909	4046.1	4173.8	4303.4	4434.7	4556.6	4667.0	4797
M _{IV}	3370.2	3490.8	3611.2	3727.6	3850.3	3972.6	4092.1	4227
M _V	3219.0	3332.0	3441.8	3551.7	3665.8	3778.1	3886.9	3971
N _I	(1269)	1329.5	1387.1	1440.8	1500.7	1558.6	1617.1	1643
N _{II}	1080	1168.2	1224.3	1272.6	1327.7	1372.1	1411.8	1440
N _{III}	890	967.3	1006.7	1044.9	1086.8	1114.8	(1135.7)	1154
N _{IV}	674.9	714.1	743.4	780.4	815.9	848.9	878.7	

Level	⁸⁹ Ac	⁹⁰ Th	⁹¹ Pa	⁹² U	⁹³ Np	⁹⁴ Pu	⁹⁵ Am	⁹⁶ Cm
N _v		676.4	708.2	737.7	770.3	801.4	827.6	
N _{vi}		344.4	371.2	391.3	415.0	445.8		
N _{vii}		335.2	359.5	380.9	404.4	432.4		
O _i		290.2	309.6	323.7		351.9		385
O _{ii}		229.4	222.9	259.3	283.4	274.1		
O _{iii}		181.8	222.9*	195.1	206.1	206.5		
O _{iv}		94.3	94.1	105.0	109.3	116.0	115.8	
O _v		87.9	94.1*	96.3	101.3	105.4	103.3	
P _i		59.5		70.7				
P _{ii}		49.0		42.3				
P _{iii}		43.0		32.3				
Level	⁹⁷ Bk	⁹⁸ Cf	⁹⁹ Es	¹⁰⁰ Fm	¹⁰¹ Md	¹⁰² No	¹⁰³ Lr	
K	131590	135960	139490	143090	146780	150540	154380	
L _i	25275	26110	26900	27700	28530	29380	30240	
L _{ii}	24385	25250	26020	26810	27610	28440	29280	
L _{iii}	19452	19930	20410	20900	21390	21880	22360	
M _i	6556	6754	6977	7205	7441	7675	7900	
M _{ii}	6147	6359	6574	6793	7019	7245	7460	
M _{iii}	4977	5109	5252	5397	5546	5688	5710	
M _{iv}	4366	4497	4630	4766	4903	5037	5150	
M _v	4132	4253	4374	4498	4622	4741	4860	
N _i	1755	1799	1868	1937	2010	2078	2140	
N _{ii}	1554	1616	1680	1747	1814	1876	1930	
N _{iii}	1235	1279	1321	1366	1410	1448	1480	
O _i	398	419	435	454	472	484	490	

ELECTRON BINDING ENERGIES OF THE ELEMENTS

Gwyn P. Williams

This table gives the binding energies in electron volts (eV) for selected electronic levels of the elements. For metallic elements the binding energy is referred to the Fermi level; for semiconductors, to the valence band maximum; and for gases and insulators, to the vacuum level. The atomic number is listed after the element name.

References

1. Fluggle and Martensson, *J. Elect. Spect.*, 21, 275, 1980.
2. Cardona, M. and Ley, L., *Photoemission from Solids*, Springer Verlag, Heidelberg, 1978.
3. Bearden, J. A. and Burr, A. E., *Rev. Mod. Phys.*, 39, 125, 1967.

Actinium (89)

K	1s	106755
L I	2s	19840
L II	2p _{1/2}	19083
L III	2p _{3/2}	15871
M I	3s	5002
M II	3p _{1/2}	4656
M III	3p _{3/2}	3909
M IV	3d _{3/2}	3370
M V	3d _{5/2}	3219
N I	4s	1269 ^a
N II	4p _{1/2}	1080 ^a
N III	4p _{3/2}	890 ^a
N IV	4d _{3/2}	675 ^a
N V	4d _{5/2}	639 ^a
N VI	4f _{5/2}	319 ^a
N VII	4f _{7/2}	319 ^a
O I	5s	272 ^a
O II	5p _{1/2}	215 ^a
O III	5p _{3/2}	167 ^a
O IV	5d _{3/2}	80 ^a
O V	5d _{5/2}	80 ^a
P I	6s	—
P II	6p _{1/2}	—
P III	6p _{3/2}	—

Aluminum (13)

K	1s	1559.0
L I	2s	117.8 ^a
L II	2p _{1/2}	72.9 ^a
L III	2p _{3/2}	72.5 ^a

Antimony (51)

K	1s	30419
L I	2s	4698
L II	2p _{1/2}	4380
L III	2p _{3/2}	4132
M I	3s	946 ^b
M II	3p _{1/2}	812.7 ^b
M III	3p _{3/2}	766.4 ^b
M IV	3d _{3/2}	537.5 ^b
M V	3d _{5/2}	528.2 ^b
N I	4s	153.2 ^b
N II	4p _{1/2}	95.6 ^{b,c}
N III	4p _{3/2}	95.6 ^b
N IV	4d _{3/2}	33.3 ^b
N V	4d _{5/2}	32.1 ^b

Argon (18)

K	1s	3205.9 ^a
L I	2s	326.3 ^a

L II	2p _{1/2}	250.6 ^a
L III	2p _{3/2}	248.4 ^a
M I	3s	29.3 ^a
M II	3p _{1/2}	15.9 ^a
M III	3p _{3/2}	15.7 ^a

Arsenic (33)

K	1s	11867
L I	2s	1527.0 ^{a,d}
L II	2p _{1/2}	1359.1 ^{a,d}
L III	2p _{3/2}	1323.6 ^{a,d}
M I	3s	204.7 ^a
M II	3p _{1/2}	146.2 ^a
M III	3p _{3/2}	141.2 ^a
M IV	3d _{3/2}	41.7 ^a
M V	3d _{5/2}	41.7 ^a

Astatine (85)

K	1s	95730
L I	2s	17493
L II	2p _{1/2}	16785
L III	2p _{3/2}	14214
M I	3s	4317
M II	3p _{1/2}	4008
M III	3p _{3/2}	3426
M IV	3d _{3/2}	2909
M V	3d _{5/2}	2787
N I	4s	1042 ^a
N II	4p _{1/2}	886 ^a
N III	4p _{3/2}	740 ^a
N IV	4d _{3/2}	533 ^a
N V	4d _{5/2}	507 ^a
N VI	4f _{5/2}	210 ^a
N VII	4f _{7/2}	210 ^a
O I	5s	195 ^a
O II	5p _{1/2}	148 ^a
O III	5p _{3/2}	115 ^a
O IV	5d _{3/2}	40 ^a
O V	5d _{5/2}	40 ^a

Barium (56)

K	1s	37441
L I	2s	5989
L II	2p _{1/2}	5624
L III	2p _{3/2}	5247
M I	3s	1293 ^{a,d}
M II	3p _{1/2}	1137 ^{a,d}
M III	3p _{3/2}	1063 ^{a,d}
M IV	3d _{3/2}	795.7 ^a
M V	3d _{5/2}	780.5 ^a
N I	4s	253.5 ^b
N II	4p _{1/2}	192

N III	4p _{3/2}	178.6 ^b
N IV	4d _{3/2}	92.6 ^b
N V	4d _{5/2}	89.9 ^b
N VI	4f _{5/2}	—
N VII	4f _{7/2}	—
O I	5s	30.3 ^b
O II	5p _{1/2}	17.0 ^b
O III	5p _{3/2}	14.8 ^b

Beryllium (4)

K	1s	111.5 ^a
---	----	--------------------

Bismuth (83)

K	1s	90526
L I	2s	16388
L II	2p _{1/2}	15711
L III	2p _{3/2}	13419
M I	3s	3999
M II	3p _{1/2}	3696
M III	3p _{3/2}	3177
M IV	3d _{3/2}	2688
M V	3d _{5/2}	2580
N I	4s	939 ^b
N II	4p _{1/2}	805.2 ^b
N III	4p _{3/2}	678.8 ^b
N IV	4d _{3/2}	464.0 ^b
N V	4d _{5/2}	440.1 ^b
N VI	4f _{5/2}	162.3 ^b
N VII	4f _{7/2}	157.0 ^b
O I	5s	159.3 ^{a,d}
O II	5p _{1/2}	119.0 ^b
O III	5p _{3/2}	92.6 ^b
O IV	5d _{3/2}	26.9 ^b
O V	5d _{5/2}	23.8 ^b

Boron (5)

K	1s	188 ^a
---	----	------------------

Bromine (35)

K	1s	13474
L I	2s	1782 ^a
L II	2p _{1/2}	1596 ^a
L III	2p _{3/2}	1550 ^a
M I	3s	257 ^a
M II	3p _{1/2}	189 ^a
M III	3p _{3/2}	182 ^a
M IV	3d _{3/2}	70 ^a
M V	3d _{5/2}	69 ^a

Cadmium (48)

K	1s	26711
L I	2s	4018
L II	2p _{1/2}	3727

L III	2p _{3/2}	3538
M I	3s	772.0 ^b
M II	3p _{1/2}	652.6 ^b
M III	3p _{3/2}	618.4 ^b
M IV	3d _{3/2}	411.9 ^b
M V	3d _{5/2}	405.2 ^b
N I	4s	109.8 ^b
N II	4p _{1/2}	63.9 ^{b,c}
N III	4p _{3/2}	63.9 ^{b,c}
N IV	4d _{3/2}	11.7 ^b
N V	4d _{5/2}	10.7 ^b

Calcium (20)

K	1s	4038.5 ^a
L I	2s	438.4 ^b
L II	2p _{1/2}	349.7 ^b
L III	2p _{3/2}	346.2 ^b
M I	3s	44.3 ^b
M II	3p _{1/2}	25.4 ^b
M III	3p _{3/2}	25.4 ^b

Carbon (6)

K	1s	284.2 ^a
---	----	--------------------

Cerium (58)

K	1s	40443
L I	2s	6548
L II	2p _{1/2}	6164
L III	2p _{3/2}	5723
M I	3s	1436 ^{a,d}
M II	3p _{1/2}	1274 ^{a,d}
M III	3p _{3/2}	1187 ^{a,d}
M IV	3d _{3/2}	902.4 ^a
M V	3d _{5/2}	883.8 ^a
N I	4s	291.0 ^a
N II	4p _{1/2}	223.3
N III	4p _{3/2}	206.5 ^a
N IV	4d _{3/2}	109 ^a
N V	4d _{5/2}	—
N VI	4f _{5/2}	0.1
N VII	4f _{7/2}	0.1
O I	5s	37.8
O II	5p _{1/2}	19.8 ^a
O III	5p _{3/2}	17.0 ^a

Cesium (55)

K	1s	35985
L I	2s	5714
L II	2p _{1/2}	5359
L III	2p _{3/2}	5012
M I	3s	1211 ^{a,d}
M II	3p _{1/2}	1071 ^a

M III	3p _{3/2}	1003 ^a	O II	5p _{1/2}	26.3	O I	5s	234 ^a	N IV	4d _{3/2}	353.2 ^b
M IV	3d _{3/2}	740.5 ^a	O III	5p _{3/2}	26.3	O II	5p _{1/2}	182 ^a	N V	4d _{5/2}	335.1 ^b
M V	3d _{5/2}	726.6 ^a	Erbium (68)			O III	5p _{3/2}	140 ^a	N VI	4f _{5/2}	87.6 ^b
N I	4s	232.3 ^a	K	1s	57486	O IV	5d _{3/2}	58 ^a	N VII	4f _{7/2}	83.9 ^b
N II	4p _{1/2}	172.4 ^a	L I	2s	9751	O V	5d _{5/2}	58 ^a	O I	5s	107.2 ^{a,d}
N III	4p _{3/2}	161.3 ^a	L II	2p _{1/2}	9264	P I	6s	34	O II	5p _{1/2}	74.2 ^b
N IV	4d _{3/2}	79.8 ^a	L III	2p _{3/2}	8358	P II	6p _{1/2}	15	O III	5p _{3/2}	57.2 ^b
N V	4d _{5/2}	77.5 ^a	M I	3s	2206	P III	6p _{3/2}	15	Hafnium (72)		
N VI	4f _{5/2}	—	M II	3p _{1/2}	2006	Gadolinium (64)			K	1s	65351
N VII	4f _{7/2}	—	M III	3p _{3/2}	1812	K	1s	50239	L I	2s	11271
O I	5s	22.7	M IV	3d _{3/2}	1453	L I	2s	8376	L II	2p _{1/2}	10739
O II	5p _{1/2}	14.2 ^a	M V	3d _{5/2}	1409	L II	2p _{1/2}	7930	L III	2p _{3/2}	9561
O III	5p _{3/2}	12.1 ^a	N I	4s	449.8 ^a	L III	2p _{3/2}	7243	M I	3s	2601
Chlorine (17)			N II	4p _{1/2}	366.2	M I	3s	1881	M II	3p _{1/2}	2365
K	1s	2822.0	N III	4p _{3/2}	320.2 ^a	M II	3p _{1/2}	1688	M III	3p _{3/2}	2107
L I	2s	270 ^a	N IV	4d _{3/2}	167.6 ^a	M III	3p _{3/2}	1544	M IV	3d _{3/2}	1176
L II	2p _{1/2}	202 ^a	N V	4d _{5/2}	167.6 ^a	M IV	3d _{3/2}	1221.9 ^a	M V	3d _{5/2}	1662
L III	2p _{3/2}	200 ^a	N VI	4f _{5/2}	—	M V	3d _{5/2}	1189.6 ^a	N I	4s	538 ^a
Chromium(24)			N VII	4f _{7/2}	4.7 ^a	N I	4s	378.6 ^a	N II	4p _{1/2}	438.2 ^b
K	1s	5989	O I	5s	50.6 ^a	N II	4p _{1/2}	286	N III	4p _{3/2}	380.7 ^b
L I	2s	696.0 ^b	O II	5p _{1/2}	31.4 ^a	N III	4p _{3/2}	271	N IV	4d _{3/2}	220.0 ^b
L II	2p _{1/2}	583.8 ^b	O III	5p _{3/2}	24.7 ^a	N IV	4d _{3/2}	—	N V	4d _{5/2}	211.5 ^b
L III	2p _{3/2}	574.1 ^b	Europium (63)			N V	4d _{5/2}	142.6 ^a	N VI	4f _{5/2}	15.9 ^b
M I	3s	74.1 ^b	K	1s	48519	N VI	4f _{5/2}	8.6 ^a	N VII	4f _{7/2}	14.2 ^b
M II	3p _{1/2}	42.2 ^b	L I	2s	8052	N VII	4f _{7/2}	8.6 ^a	O I	5s	64.2 ^b
M III	3p _{3/2}	42.2 ^b	L II	2p _{1/2}	7617	O I	5s	36	O II	5p _{1/2}	38 ^a
Cobalt (27)			L III	2p _{3/2}	6977	O II	5p _{1/2}	20	O III	5p _{3/2}	29.9 ^b
K	1s	7709	M I	3s	1800	O III	5p _{3/2}	20	Helium (2)		
L I	2s	925.1 ^b	M II	3p _{1/2}	1614	Gallium (31)			K	1s	24.6 ^a
L II	2p _{1/2}	793.2 ^b	M III	3p _{3/2}	1481	K	1s	10367	Holmium (67)		
L III	2p _{3/2}	778.1 ^b	M IV	3d _{3/2}	1158.6 ^a	L I	2s	1299.0 ^{a,d}	K	1s	55618
M I	3s	101.0 ^b	M V	3d _{5/2}	1127.5 ^a	L II	2p _{1/2}	1143.2 ^b	L I	2s	9394
M II	3p _{1/2}	58.9 ^b	N I	4s	360	L III	2p _{3/2}	1116.4 ^b	L II	2p _{1/2}	8918
M III	3p _{3/2}	58.9 ^b	N II	4p _{1/2}	284	M I	3s	159.5 ^b	L III	2p _{3/2}	8071
Copper (29)			N III	4p _{3/2}	257	M II	3p _{1/2}	103.5 ^b	M I	3s	2128
K	1s	8979	N IV	4d _{3/2}	133	M III	3p _{3/2}	100.0 ^b	M II	3p _{1/2}	1923
L I	2s	1096.7 ^b	N V	4d _{5/2}	1227 ^a	M IV	3d _{3/2}	18.7 ^b	M III	3p _{3/2}	1741
L II	2p _{1/2}	952.3 ^b	N VI	4f _{5/2}	0	M V	3d _{5/2}	18.7 ^b	M IV	3d _{3/2}	1392
L III	2p _{3/2}	932.5 ^b	N VII	4f _{7/2}	0	Germanium (32)			M V	3d _{5/2}	1351
M I	3s	122.5 ^b	O I	5s	32	K	1s	11103	N I	4s	432.4 ^a
M II	3p _{1/2}	77.3 ^b	O II	5p _{1/2}	22	L I	2s	1414.6 ^{a,d}	N II	4p _{1/2}	343.5
M III	3p _{3/2}	75.1 ^b	O III	5p _{3/2}	22	L II	2p _{1/2}	1248.1 ^{a,d}	N III	4p _{3/2}	308.2 ^a
Dysprosium (66)			Fluorine (9)			L III	2p _{3/2}	1217.0 ^{a,d}	N IV	4d _{3/2}	160 ^a
K	1s	53789	K	1s	696.7 ^a	M I	3s	180.1 ^a	N V	4d _{5/2}	160 ^a
L I	2s	9046	Francium (87)			M II	3p _{1/2}	124.9 ^a	N VI	4f _{5/2}	8.6 ^a
L II	2p _{1/2}	8581	K	1s	101137	M III	3p _{3/2}	120.8 ^a	N VII	4f _{7/2}	5.2 ^a
L III	2p _{3/2}	7790	L I	2s	18639	M IV	3d _{3/2}	29.8 ^a	O I	5s	49.3 ^a
M I	3s	2047	L II	2p _{1/2}	17907	M V	3d _{5/2}	29.2 ^a	O II	5p _{1/2}	30.8 ^a
M II	3p _{1/2}	1842	L III	2p _{3/2}	15031	Gold (79)			O III	5p _{3/2}	24.1 ^a
M III	3p _{3/2}	1676	M I	3s	4652	K	1s	80725	Hydrogen (1)		
M IV	3d _{3/2}	1333	M II	3p _{1/2}	4327	L I	2s	14353	K	1s	13.6
M V	3d _{5/2}	1292 ^a	M III	3p _{3/2}	3663	L II	2p _{1/2}	13734	Indium (49)		
N I	4s	414.2 ^a	M IV	3d _{3/2}	3136	L III	2p _{3/2}	11919	K	1s	27940
N II	4p _{1/2}	333.5 ^a	M V	3d _{5/2}	3000	M I	3s	3425	L I	2s	4238
N III	4p _{3/2}	293.2 ^a	N I	4s	1153 ^a	M II	3p _{1/2}	3148	L II	2p _{1/2}	3938
N IV	4d _{3/2}	153.6 ^a	N II	4p _{1/2}	980 ^a	M III	3p _{3/2}	2743	L III	2p _{3/2}	3730
N V	4d _{5/2}	153.6 ^a	N III	4p _{3/2}	810 ^a	M IV	3d _{3/2}	2291	M I	3s	827.2 ^b
N VI	4f _{5/2}	8.0 ^a	N IV	4d _{3/2}	603 ^a	M V	3d _{5/2}	2206	M II	3p _{1/2}	703.2 ^b
N VII	4f _{7/2}	4.3 ^a	N V	4d _{5/2}	577 ^a	N I	4s	762.1 ^b	M III	3p _{3/2}	665.3 ^b
O I	5s	49.9 ^a	N VI	4f _{5/2}	268 ^a	N II	4p _{1/2}	642.7 ^b	M IV	3d _{3/2}	451.4 ^b
			N VII	4f _{7/2}	268 ^a	N III	4p _{3/2}	546.3 ^b			

M V	3d _{5/2}	443.9 ^b	N III	4p _{3/2}	14.1 ^a	N VII	4f _{7/2}	7.5 ^a	M IV	3d _{3/2}	1003.3 ^a
N I	4s	122.9 ^b	<i>Lanthanum (57)</i>			O I	5s	57.3 ^a	M V	3d _{5/2}	980.4 ^a
N II	4p _{1/2}	73.5 ^{b,c}	K	1s	38925	O II	5p _{1/2}	33.6 ^a	N I	4s	319.2 ^a
N III	4p _{3/2}	73.5 ^{b,c}	L I	2s	6266	O III	5p _{3/2}	26.7 ^a	N II	4p _{1/2}	243.3
N IV	4d _{3/2}	17.7 ^b	L II	2p _{1/2}	5891	<i>Magnesium (12)</i>			N III	4p _{3/2}	224.6
N V	4d _{5/2}	16.9 ^b	L III	2p _{3/2}	5483	K	1s	1303.0 ^b	N IV	4d _{3/2}	120.5 ^a
<i>Iodine (53)</i>			M I	3s	1362 ^{a,d}	L I	2s	88.6 ^a	N V	4d _{5/2}	120.5 ^a
K	1s	33169	M II	3p _{1/2}	1209 ^{a,d}	L II	2p _{1/2}	49.6 ^b	N VI	4f _{5/2}	1.5
L I	2s	5188	M III	3p _{3/2}	1128 ^{a,d}	L III	2p _{3/2}	49.2 ^a	N VII	4f _{7/2}	1.5
L II	2p _{1/2}	4852	M IV	3d _{3/2}	853 ^a	<i>Manganese (25)</i>			O I	5s	37.5
L III	2p _{3/2}	4557	M V	3d _{5/2}	836 ^a	K	1s	6539	O II	5p _{1/2}	21.1
M I	3s	1072 ^a	N I	4s	247.7 ^a	L I	2s	769.1 ^b	O III	5p _{3/2}	21.1
M II	3p _{1/2}	931 ^a	N II	4p _{1/2}	205.8	L II	2p _{1/2}	649.9 ^b	<i>Neon (10)</i>		
M III	3p _{3/2}	875 ^a	N III	4p _{3/2}	196.0 ^a	L III	2p _{3/2}	638.7 ^b	K	1s	870.2 ^a
M IV	3d _{3/2}	631 ^a	N IV	4d _{3/2}	105.3 ^a	M I	3s	82.3 ^b	L I	2s	48.5 ^a
M V	3d _{5/2}	620 ^a	N V	4d _{5/2}	102.5 ^a	M II	3p _{1/2}	47.2 ^b	L II	2p _{1/2}	21.7 ^a
N I	4s	186 ^a	N VI	4f _{5/2}	—	M III	3p _{3/2}	47.2 ^b	L III	2p _{3/2}	21.6 ^a
N II	4p _{1/2}	123 ^a	N VII	4f _{7/2}	—	<i>Mercury (80)</i>			<i>Nickel (28)</i>		
N III	4p _{3/2}	123 ^a	O I	5s	34.3 ^a	K	1s	83102	K	1s	8333
N IV	4d _{3/2}	50 ^a	O II	5p _{1/2}	19.3 ^a	L I	2s	14839	L I	2s	1008.6 ^b
N V	4d _{5/2}	50 ^a	O III	5p _{3/2}	16.8 ^a	L II	2p _{1/2}	14209	L II	2p _{1/2}	870.0 ^b
<i>Iridium (77)</i>			<i>Lead (82)</i>			L III	2p _{3/2}	12284	L III	2p _{3/2}	852.7 ^b
K	1s	76111	K	1s	88005	M I	3s	3562	M I	3s	110.8 ^b
L I	2s	13419	L I	2s	15861	M II	3p _{1/2}	3279	M II	3p _{1/2}	68.0 ^b
L II	2p _{1/2}	12824	L II	2p _{1/2}	15200	M III	3p _{3/2}	2847	M III	3p _{3/2}	66.2 ^b
L III	2p _{3/2}	11215	L III	2p _{3/2}	13055	M IV	3d _{3/2}	2385	<i>Niobium (41)</i>		
M I	3s	3174	M I	3s	3851	M V	3d _{5/2}	2295	K	1s	18986
M II	3p _{1/2}	2909	M II	3p _{1/2}	3554	N I	4s	802.2 ^b	L I	2s	2698
M III	3p _{3/2}	2551	M III	3p _{3/2}	3066	N II	4p _{1/2}	680.2 ^b	L II	2p _{1/2}	2465
M IV	3d _{3/2}	2116	M IV	3d _{3/2}	2586	N III	4p _{3/2}	576.6 ^b	L III	2p _{3/2}	2371
M V	3d _{5/2}	2040	M V	3d _{5/2}	2484	N IV	4d _{3/2}	378.2 ^b	M I	3s	466.6 ^b
N I	4s	691.1 ^b	N I	4s	891.8 ^b	N V	4d _{5/2}	358.8 ^b	M II	3p _{1/2}	376.1 ^b
N II	4p _{1/2}	577.8 ^b	N II	4p _{1/2}	761.9 ^b	N VI	4f _{5/2}	104.0 ^b	M III	3p _{3/2}	360.6 ^b
N III	4p _{3/2}	495.8 ^b	N III	4p _{3/2}	643.5 ^b	N VII	4f _{7/2}	99.9 ^b	M IV	3d _{3/2}	205.0 ^b
N IV	4d _{3/2}	311.9 ^b	N IV	4d _{3/2}	434.3 ^b	O I	5s	127 ^b	M V	3d _{5/2}	202.3 ^b
N V	4d _{5/2}	296.3 ^b	N V	4d _{5/2}	412.2 ^b	O II	5p _{3/2}	83.1 ^b	N I	4s	56.4 ^b
N VI	4f _{5/2}	63.8 ^b	N VI	4f _{5/2}	141.7 ^b	O III	5p _{3/2}	64.5 ^b	N II	4p _{1/2}	32.6 ^b
N VII	4f _{7/2}	60.8 ^b	N VII	4f _{7/2}	136.9 ^b	O IV	5d _{3/2}	9.6 ^b	N III	4p _{3/2}	30.8 ^b
O I	5s	95.2 ^{a,d}	O I	5s	147 ^{a,d}	O V	5d _{5/2}	7.8 ^b	<i>Nitrogen (7)</i>		
O II	5p _{1/2}	63.0 ^{a,d}	O II	5p _{1/2}	106.4 ^b	<i>Molybdenum (42)</i>			K	1s	409.9 ^a
O III	5p _{3/2}	48.0 ^b	O III	5p _{3/2}	83.3 ^b	K	1s	20000	L I	2s	37.3 ^a
<i>Iron (26)</i>			O IV	5d _{3/2}	20.7 ^b	L I	2s	2866	<i>Osmium (76)</i>		
K	1s	7112	O V	5d _{5/2}	18.1 ^b	L II	2p _{1/2}	2625	K	1s	73871
L I	2s	844.6 ^b	<i>Lithium (3)</i>			L III	2p _{3/2}	2520	L I	2s	12968
L II	2p _{1/2}	719.9 ^b	K	1s	54.7 ^a	M I	3s	506.3 ^b	L II	2p _{1/2}	12385
L III	2p _{3/2}	706.8 ^b	<i>Lutetium</i>			M II	3p _{1/2}	411.6 ^b	L III	2p _{3/2}	10871
M I	3s	91.3 ^b	K	1s	63314	M III	3p _{3/2}	394.0 ^b	M I	3s	3049
M II	3p _{1/2}	52.7 ^b	L I	2s	10870	M IV	3d _{3/2}	231.1 ^b	M II	3p _{1/2}	2792
M III	3p _{3/2}	52.7 ^b	L II	2p _{1/2}	10349	M V	3d _{5/2}	227.9 ^b	M III	3p _{3/2}	2457
<i>Krypton (36)</i>			L III	2p _{3/2}	9244	N I	4s	63.2 ^b	M IV	3d _{3/2}	2031
K	1s	14326	M I	3s	2491	N II	4p _{1/2}	37.6 ^b	M V	3d _{5/2}	1960
L I	2s	1921	M II	3p _{1/2}	2264	N III	4p _{3/2}	35.5 ^b	N I	4s	658.2 ^b
L II	2p _{1/2}	1730.9 ^a	M III	3p _{3/2}	2024	<i>Neodymium (60)</i>			N II	4p _{1/2}	549.1 ^b
L III	2p _{3/2}	1678.4 ^a	M IV	3d _{3/2}	1639	K	1s	43569	N III	4p _{3/2}	470.7 ^b
M I	3s	292.8 ^a	M V	3d _{5/2}	1589	L I	2s	7126	N IV	4d _{3/2}	293.1 ^b
M II	3p _{1/2}	222.2 ^a	N I	4s	506.8 ^a	L II	2p _{1/2}	6722	N V	4d _{5/2}	278.5 ^b
M III	3p _{3/2}	214.4 ^a	N II	4p _{1/2}	412.4 ^a	L III	2p _{3/2}	6208	N VI	4f _{5/2}	53.4 ^b
M IV	3d _{3/2}	95.0 ^a	N III	4p _{3/2}	359.2 ^a	M I	3s	1575	N VII	4f _{7/2}	50.7 ^b
M V	3d _{5/2}	93.8 ^a	N IV	4d _{3/2}	206.1 ^a	M II	3p _{1/2}	1403	O I	5s	84 ^a
N I	4s	27.5 ^a	N V	4d _{5/2}	196.3 ^a	M III	3p _{3/2}	1297	O II	5p _{1/2}	58 ^a
N II	4p _{1/2}	14.1 ^a	N VI	4f _{5/2}	8.9 ^a						

O III	5p _{3/2}	44.5 ^b
Oxygen (8)		
K	1s	543.1 ^a
L I	2s	41.6 ^a
Palladium (46)		
K	1s	24350
L I	2s	3604
L II	2p _{1/2}	3330
L III	2p _{3/2}	3173
M I	3s	671.6 ^b
M II	3p _{1/2}	559.9 ^b
M III	3p _{3/2}	532.3 ^b
M IV	3d _{3/2}	340.5 ^b
M V	3d _{5/2}	335.2 ^b
N I	4s	87.1 ^{a,d}
N II	4p _{1/2}	55.7 ^{b,c}
N III	4p _{3/2}	50.9 ^{b,c}
Phosphorus (15)		
K	1s	2145.5
L I	2s	189 ^a
L II	2p _{1/2}	136 ^a
L III	2p _{3/2}	135 ^a
Platinum (78)		
K	1s	78395
L I	2s	13880
L II	2p _{1/2}	13273
L III	2p _{3/2}	11564
M I	3s	3296
M II	3p _{1/2}	3027
M III	3p _{3/2}	2645
M IV	3d _{3/2}	2202
M V	3d _{5/2}	2122
N I	4s	725.4 ^b
N II	4p _{1/2}	609.1 ^b
N III	4p _{3/2}	519.4 ^b
N IV	4d _{3/2}	331.6 ^b
N V	4d _{5/2}	314.6 ^b
N VI	4f _{5/2}	74.5 ^b
N VII	4f _{7/2}	71.2 ^b
O I	5s	101.7 ^{a,d}
O II	5p _{1/2}	65.3 ^{a,b}
O III	5p _{3/2}	51.7 ^b
Polonium (84)		
K	1s	93105
L I	2s	16939
L II	2p _{1/2}	16244
L III	2p _{3/2}	13814
M I	3s	4149
M II	3p _{1/2}	3854
M III	3p _{3/2}	3302
M IV	3d _{3/2}	2798
M V	3d _{5/2}	2683
N I	4s	995 ^a
N II	4p _{1/2}	851 ^a
N III	4p _{3/2}	705 ^a
N IV	4d _{3/2}	500 ^a
N V	4d _{5/2}	473 ^a
N VI	4f _{5/2}	184 ^a
N VII	4f _{7/2}	184 ^a
O I	5s	177 ^a

O II	5p _{1/2}	132 ^a
O III	5p _{3/2}	104 ^a
O IV	5d _{3/2}	31 ^a
O V	5d _{5/2}	31 ^a

Potassium (19)		
K	1s	3608.4 ^a
L I	2s	378.6 ^a
L II	2p _{1/2}	297.3 ^a
L III	2p _{3/2}	294.6 ^a
M I	3s	34.8 ^a
M II	3p _{1/2}	18.3 ^a
M III	3p _{3/2}	18.3 ^a

Praseodymium (59)		
K	1s	41991
L I	2s	6835
L II	2p _{1/2}	6440
L III	2p _{3/2}	5964
M I	3s	1511
M II	3p _{1/2}	1337
M III	3p _{3/2}	1242
M IV	3d _{3/2}	948.3 ^a
M V	3d _{5/2}	928.8 ^a
N I	4s	304.5
N II	4p _{1/2}	236.3
N III	4p _{3/2}	217.6
N IV	4d _{3/2}	115.1 ^a
N V	4d _{5/2}	115.1 ^a
N VI	4f _{5/2}	2.0
N VII	4f _{7/2}	2.0
O I	5s	37.4
O II	5p _{1/2}	22.3
O III	5p _{3/2}	22.3

Promethium (61)		
K	1s	45184
L I	2s	7428
L II	2p _{1/2}	7013
L III	2p _{3/2}	6459
M I	3s	—
M II	3p _{1/2}	1471.4
M III	3p _{3/2}	1357
M IV	3d _{3/2}	1052
M V	3d _{5/2}	1027
N I	4s	—
N II	4p _{1/2}	242
N III	4p _{3/2}	242
N IV	4d _{3/2}	120
N V	4d _{5/2}	120

Protactinium (91)		
K	1s	112601
L I	2s	21105
L II	2p _{1/2}	20314
L III	2p _{3/2}	16733
M I	3s	5367
M II	3p _{1/2}	5001
M III	3p _{3/2}	4174
M IV	3d _{3/2}	3611
M V	3d _{5/2}	3442
N I	4s	1387 ^a
N II	4p _{1/2}	1224 ^a
N III	4p _{3/2}	1007 ^a
N IV	4d _{3/2}	743 ^a

N V	4d _{5/2}	708 ^a
N VI	4f _{5/2}	371 ^a
N VII	4f _{7/2}	360 ^a
O I	5s	310 ^a
O II	5p _{1/2}	232 ^a
O III	5p _{3/2}	232 ^a
O IV	5d _{3/2}	94 ^a
O V	5d _{5/2}	94 ^a
P I	6s	—
P II	6p _{1/2}	—
P III	6p _{3/2}	—

Radium (88)		
K	1s	103922
L I	2s	19237
L II	2p _{1/2}	18484
L III	2p _{3/2}	15444
M I	3s	4822
M II	3p _{1/2}	4490
M III	3p _{3/2}	3792
M IV	3d _{3/2}	3248
M V	3d _{5/2}	3105
N I	4s	1208 ^a
N II	4p _{1/2}	1058
N III	4p _{3/2}	879 ^a
N IV	4d _{3/2}	636 ^a
N V	4d _{5/2}	603 ^a
N VI	4f _{5/2}	299 ^a
N VII	4f _{7/2}	299 ^a
O I	5s	254 ^a
O II	5p _{1/2}	200 ^a
O III	5p _{3/2}	153 ^a
O IV	5d _{3/2}	68 ^a
O V	5d _{5/2}	68 ^a
P I	6s	44
P II	6p _{1/2}	19
P III	6p _{3/2}	19

Radon (86)		
K	1s	98404
L I	2s	18049
L II	2p _{1/2}	17337
L III	2p _{3/2}	14619
M I	3s	4482
M II	3p _{1/2}	4159
M III	3p _{3/2}	3538
M IV	3d _{3/2}	3022
M V	3d _{5/2}	2892
N I	4s	1097 ^a
N II	4p _{1/2}	929 ^a
N III	4p _{3/2}	768 ^a
N IV	4d _{3/2}	567 ^a
N V	4d _{5/2}	541 ^a
N VI	4f _{5/2}	238 ^a
N VII	4f _{7/2}	238 ^a
O I	5s	214 ^a
O II	5p _{1/2}	164 ^a
O III	5p _{3/2}	127 ^a
O IV	5d _{3/2}	48 ^a
O V	5d _{5/2}	48 ^a
P I	6s	26

Rhenium (75)		
K	1s	71676

L I	2s	12527
L II	2p _{1/2}	11959
L III	2p _{3/2}	10535
M I	3s	2932
M II	3p _{1/2}	2682
M III	3p _{3/2}	2367
M IV	3d _{3/2}	1949
M V	3d _{5/2}	1883
N I	4s	625.4 ^b
N II	4p _{1/2}	518.7 ^b
N III	4p _{3/2}	446.8 ^b
N IV	4d _{3/2}	273.9 ^b
N V	4d _{5/2}	260.5 ^b
N VI	4f _{5/2}	42.9 ^a
N VII	4f _{7/2}	40.5 ^a
O I	5s	83 ^b
O II	5p _{1/2}	45.6 ^b
O III	5p _{3/2}	34.6 ^{a,d}

Rhodium (45)		
K	1s	23220
L I	2s	3412
L II	2p _{1/2}	3146
L III	2p _{3/2}	3004
M I	3s	628.1 ^b
M II	3p _{1/2}	521.3 ^b
M III	3p _{3/2}	496.5 ^b
M IV	3d _{3/2}	311.9 ^b
M V	3d _{5/2}	307.2 ^b
N I	4s	81.4 ^{a,d}
N II	4p _{1/2}	50.5 ^b
N III	4p _{3/2}	47.3 ^b

Rubidium (37)		
K	1s	15200
L I	2s	2065
L II	2p _{1/2}	1864
L III	2p _{3/2}	1804
M I	3s	326.7 ^a
M II	3p _{1/2}	248.7 ^a
M III	3p _{3/2}	239.1 ^a
M IV	3d _{3/2}	113.0 ^a
M V	3d _{5/2}	112 ^a
N I	4s	30.5 ^a
N II	4p _{1/2}	16.3 ^a
N III	4p _{3/2}	15.3 ^a

Ruthenium (44)		
K	1s	22117
L I	2s	3224
L II	2p _{1/2}	2967
L III	2p _{3/2}	2838
M I	3s	586.2 ^b
M II	3p _{1/2}	483.3 ^b
M III	3p _{3/2}	461.5 ^b
M IV	3d _{3/2}	284.2 ^b
M V	3d _{5/2}	280.0 ^b
N I	4s	75.0 ^b
N II	4p _{1/2}	46.5 ^b
N III	4p _{3/2}	43.2 ^b

Samarium (62)		
K	1s	46834
L I	2s	7737
L II	2p _{1/2}	7312

L III	2p _{3/2}	6716	L II	2p _{1/2}	2007	N IV	4d _{3/2}	41.9 ^b	O I	5s	290 ^{a,c}		
M I	3s	1723	L III	2p _{3/2}	1940	N V	4d _{5/2}	40.4 ^b	O II	5p _{1/2}	229 ^{a,c}		
M II	3p _{1/2}	1541	M I	3s	358.7 ^b	<i>Terbium (65)</i>					O III	5p _{3/2}	182 ^{a,c}
M III	3p _{3/2}	1419.8	M II	3p _{1/2}	280.3 ^b	K	1s	51996	O IV	5d _{3/2}	92.5 ^b		
M IV	3d _{3/2}	1110.9 ^a	M III	3p _{3/2}	270.0 ^b	L I	2s	8708	O V	5d _{5/2}	85.4 ^b		
M V	3d _{5/2}	1083.4 ^a	M IV	3d _{3/2}	136.0 ^b	L II	2p _{1/2}	8252	P I	6s	41.4 ^b		
N I	4s	347.2 ^a	M V	3d _{5/2}	134.2 ^b	L III	2p _{3/2}	7514	P II	6p _{1/2}	24.5 ^b		
N II	4p _{1/2}	265.6	N I	4s	38.9 ^b	M I	3s	1968	P III	6p _{3/2}	16.6 ^b		
N III	4p _{3/2}	247.4	N II	4p _{1/2}	21.6 ^b	M II	3p _{1/2}	1768	<i>Thulium (69)</i>				
N IV	4d _{3/2}	129.0	N III	4p _{3/2}	20.1 ^b	M III	3p _{3/2}	1611	K	1s	59390		
N V	4d _{5/2}	129.0	<i>Sulfur (16)</i>					M IV	3d _{3/2}	1267.9 ^a	L I	2s	10116
N VI	4f _{5/2}	5.2	K	1s	2472	M V	3d _{5/2}	1241.1 ^a	L II	2p _{1/2}	9617		
N VII	4f _{7/2}	5.2	L I	2s	230.9 ^{a,d}	N I	4s	396.0 ^a	L III	2p _{3/2}	8648		
O I	5s	37.4	L II	2p _{1/2}	163.6 ^a	N II	4p _{1/2}	322.4 ^a	M I	3s	2307		
O II	5p _{1/2}	21.3	L III	2p _{3/2}	162.5 ^a	N III	4p _{3/2}	284.1 ^a	M II	3p _{1/2}	2090		
O III	5p _{3/2}	21.3	<i>Tantalum (73)</i>					N IV	4d _{3/2}	150.5 ^a	M III	3p _{3/2}	1885
<i>Scandium (21)</i>			K	1s	67416	N V	4d _{5/2}	150.5 ^a	M IV	3d _{3/2}	1515		
K	1s	4492	L I	2s	11682	N VI	4f _{5/2}	7.7 ^a	M V	3d _{5/2}	1468		
L I	2s	498.0 ^a	L II	2p _{1/2}	11136	N VII	4f _{7/2}	2.4 ^a	N I	4s	470.9 ^a		
L II	2p _{1/2}	403.6 ^a	L III	2p _{3/2}	9881	O I	5s	45.6 ^a	N II	4p _{1/2}	385.9 ^a		
L III	2p _{3/2}	389.7 ^a	M I	3s	2708	O II	5p _{1/2}	28.7 ^a	N III	4p _{3/2}	332.6 ^a		
M I	3s	51.1 ^a	M II	3p _{1/2}	2469	O III	5p _{3/2}	22.6 ^a	N IV	4d _{3/2}	175.5 ^a		
M II	3p _{1/2}	28.3 ^a	M III	3p _{3/2}	2194	<i>Thallium (81)</i>					N V	4d _{5/2}	175.5 ^a
M III	3p _{3/2}	28.3 ^a	M IV	3d _{3/2}	1793	K	1s	85530	N VI	4f _{5/2}	—		
<i>Selenium (34)</i>			M V	3d _{5/2}	1735	L I	2s	15347	N VII	4f _{7/2}	4.6		
K	1s	12658	N I	4s	563.4 ^b	L II	2p _{1/2}	14698	O I	5s	54.7 ^a		
L I	2s	1652.0 ^{a,d}	N II	4p _{1/2}	463.4 ^b	L III	2p _{3/2}	12658	O II	5p _{1/2}	31.8 ^a		
L II	2p _{1/2}	1474.3 ^{a,d}	N III	4p _{3/2}	400.9 ^b	M I	3s	3704	O III	5p _{3/2}	25.0 ^a		
L III	2p _{3/2}	1433.9 ^{a,d}	N IV	4d _{3/2}	237.9 ^b	M II	3p _{1/2}	3416	<i>Tin (50)</i>				
M I	3s	229.6 ^a	N V	4d _{5/2}	226.4 ^b	M III	3p _{3/2}	2957	K	1s	29200		
M II	3p _{1/2}	166.5 ^a	N VI	4f _{5/2}	23.5 ^b	M IV	3d _{3/2}	2485	L I	2s	4465		
M III	3p _{3/2}	160.7 ^a	N VII	4f _{7/2}	21.6 ^b	M V	3d _{5/2}	2389	L II	2p _{1/2}	4156		
M IV	3d _{3/2}	55.5 ^a	O I	5s	69.7 ^b	N I	4s	846.2 ^b	L III	2p _{3/2}	3929		
M V	3d _{5/2}	54.6 ^a	O II	5p _{1/2}	42.2 ^a	N II	4p _{1/2}	720.5 ^b	M I	3s	884.7 ^b		
<i>Silicon (14)</i>			O III	5p _{3/2}	32.7 ^b	N III	4p _{3/2}	609.5 ^b	M II	3p _{1/2}	756.5 ^b		
K	1s	1839	<i>Technetium (43)</i>					N IV	4d _{3/2}	405.7 ^b	M III	3p _{3/2}	714.6 ^b
L I	2s	149.7 ^{a,d}	K	1s	21044	N V	4d _{5/2}	385.0 ^b	M IV	3d _{3/2}	493.2 ^b		
L II	2p _{1/2}	99.8 ^a	L I	2s	3043	N VI	4f _{5/2}	122.2 ^b	M V	3d _{5/2}	484.9 ^b		
L III	2p _{3/2}	99.2 ^a	L II	2p _{1/2}	2793	N VII	4f _{7/2}	117.8 ^b	N I	4s	137.1 ^b		
<i>Silver (47)</i>			L III	2p _{3/2}	2677	O I	5s	136 ^{a,d}	N II	4p _{1/2}	83.6 ^{b,c}		
K	1s	25514	M I	3s	586.1 ^a	O II	5p _{1/2}	94.6 ^b	N III	4p _{3/2}	83.6 ^{b,c}		
L I	2s	3806	M II	3p _{1/2}	447.6 ^a	O III	5p _{3/2}	73.5 ^b	N IV	4d _{3/2}	24.9 ^b		
L II	2p _{1/2}	3524	M III	3p _{3/2}	417.7 ^a	O IV	5d _{3/2}	14.7 ^b	N V	4d _{5/2}	23.9 ^b		
L III	2p _{3/2}	3351	M IV	3d _{3/2}	257.6 ^a	O V	5d _{5/2}	12.5 ^b	<i>Titanium (22)</i>				
M I	3s	719.0 ^b	M V	3d _{5/2}	253.9 ^a	<i>Thorium (90)</i>					K	1s	4966
M II	3p _{1/2}	603.8 ^b	N I	4s	69.5 ^a	K	1s	109651	L I	2s	560.9 ^b		
M III	3p _{3/2}	573.0 ^b	N II	4p _{1/2}	42.3 ^a	L I	2s	20472	L II	2p _{1/2}	460.2 ^b		
M IV	3d _{3/2}	374.0 ^b	N III	4p _{3/2}	39.9 ^a	L II	2p _{1/2}	19693	L III	2p _{3/2}	453.8 ^b		
M V	3d _{5/2}	368.0 ^b	<i>Tellurium (52)</i>					L III	2p _{3/2}	M I	3s	58.7 ^b	
N I	4s	97.0 ^b	K	1s	31814	M I	3s	5182	M II	3p _{1/2}	32.6 ^b		
N II	4p _{1/2}	63.7 ^b	L I	2s	4939	M II	3p _{1/2}	4830	M III	3p _{3/2}	32.6 ^b		
N III	4p _{3/2}	58.3 ^b	L II	2p _{1/2}	4612	M III	3p _{3/2}	4046	<i>Tungsten (74)</i>				
<i>Sodium (11)</i>			L III	2p _{3/2}	4341	M IV	3d _{3/2}	3491	K	1s	69525		
K	1s	1070.8 ^b	M I	3s	1006 ^b	M V	3d _{5/2}	3332	L I	2s	12100		
L I	2s	63.5 ^b	M II	3p _{1/2}	870.8 ^b	N I	4s	1330 ^a	L II	2p _{1/2}	11544		
L II	2p _{1/2}	30.4 ^b	M III	3p _{3/2}	820.0 ^b	N II	4p _{1/2}	1168 ^a	L III	2p _{3/2}	10207		
L III	2p _{3/2}	30.5 ^a	M IV	3d _{3/2}	583.4 ^b	N III	4p _{3/2}	966.4 ^b	M I	3s	2820		
<i>Strontium (38)</i>			M V	3d _{5/2}	573.0 ^b	N IV	4d _{3/2}	712.1 ^b	M II	3p _{1/2}	2575		
K	1s	16105	N I	4s	169.4 ^b	N V	4d _{5/2}	675.2 ^b	M III	3p _{3/2}	2281		
L I	2s	2216	N II	4p _{1/2}	103.3 ^{b,c}	N VI	4f _{5/2}	342.4 ^b	M IV	3d _{3/2}	1949		
			N III	4p _{3/2}	103.3 ^{b,c}	N VII	4f _{7/2}	333.1 ^b					

M V	3d _{5/2}	1809	O II	5p _{1/2}	257 ^{a,c,d}	N VII	4f _{7/2}	—	M III	3p _{3/2}	298.8 ^a			
N I	4s	594.1 ^b	O III	5p _{3/2}	192 ^{a,c,d}	O I	5s	23.3 ^a	M IV	3d _{3/2}	157.7 ^b			
N II	4p _{1/2}	490.4 ^b	O IV	5d _{3/2}	102.8 ^b	O II	5p _{1/2}	13.4 ^a	M V	3d _{5/2}	155.8 ^b			
N III	4p _{3/2}	423.6 ^b	O V	5d _{5/2}	94.2 ^b	O III	5p _{3/2}	12.1 ^a	N I	4s	43.8 ^a			
N IV	4d _{3/2}	255.9 ^b	P I	6s	43.9 ^b	<i>Ytterbium (70)</i>						N II	4p _{1/2}	24.4 ^a
N V	4d _{5/2}	243.5 ^b	P II	6p _{1/2}	26.8 ^b	K	1s	61332	N III	4p _{3/2}	23.1 ^a			
N VI	4f _{5/2}	33.6 ^a	P III	6p _{3/2}	16.8 ^b	L I	2s	10486	<i>Zinc (30)</i>					
N VII	4f _{7/2}	31.4 ^b	<i>Vanadium (23)</i>			L II	2p _{1/2}	9978	K	1s	9659			
O I	5s	75.6 ^b	K	1s	5465	L III	2p _{3/2}	8944	L I	2s	1196.2 ^a			
O II	5p _{1/2}	453 ^{a,d}	L I	2s	626.7 ^b	M I	3s	2398	L II	2p _{1/2}	1044.9 ^a			
O III	5p _{3/2}	36.8 ^b	L II	2p _{1/2}	519.8 ^b	M II	3p _{1/2}	2173	L III	2p _{3/2}	1021.8 ^a			
<i>Uranium (92)</i>			L III	2p _{3/2}	521.1 ^b	M III	3p _{3/2}	1950	M I	3s	139.8 ^a			
K	1s	115606	M I	3s	66.3 ^b	M IV	3d _{3/2}	1576	M II	3p _{1/2}	91.4 ^a			
L I	2s	21757	M II	3p _{1/2}	37.2 ^b	M V	3d _{5/2}	1528	M III	3p _{3/2}	88.6 ^a			
L II	2p _{1/2}	20948	M III	3p _{3/2}	37.2 ^b	N I	4s	480.5 ^a	M IV	3d _{3/2}	10.2 ^a			
L III	2p _{3/2}	17166	<i>Xenon (54)</i>			N II	4p _{1/2}	388.7 ^a	M V	3d _{5/2}	10.1 ^a			
M I	3s	5548	K	1s	34561	N III	4p _{3/2}	339.7 ^a	<i>Zirconium (40)</i>					
M II	3p _{1/2}	5182	L I	2s	5453	N IV	4d _{3/2}	191.2 ^a	K	1s	17998			
M III	3p _{3/2}	4303	L II	2p _{1/2}	5107	N V	4d _{5/2}	182.4 ^a	L I	2s	2532			
M IV	3d _{3/2}	3728	L III	2p _{3/2}	4786	N VI	4f _{5/2}	2.5 ^a	L II	2p _{1/2}	2307			
M V	3d _{5/2}	3552	M I	3s	1148.7 ^a	N VII	4f _{7/2}	1.3 ^a	L III	2p _{3/2}	2223			
N I	4s	1439 ^{a,d}	M II	3p _{1/2}	1002.1 ^a	O I	5s	52.0 ^a	M I	3s	430.3 ^b			
N II	4p _{1/2}	1271 ^{a,d}	M III	3p _{3/2}	940.6 ^a	O II	5p _{1/2}	30.3 ^a	M II	3p _{1/2}	343.5 ^b			
N III	4p _{3/2}	1043 ^b	M IV	3d _{3/2}	689.0 ^a	O III	5p _{3/2}	24.1 ^a	M III	3p _{3/2}	329.8 ^b			
N IV	4d _{3/2}	778.3 ^b	M V	3d _{5/2}	676.4 ^a	<i>Yttrium (39)</i>						M IV	3d _{3/2}	181.1 ^b
N V	4d _{5/2}	736.2 ^b	N I	4s	213.2 ^a	K	1s	17038	M V	3d _{5/2}	178.8 ^b			
N VI	4f _{5/2}	388.2 ^a	N II	4p _{1/2}	146.7	L I	2s	2373	N I	4s	50.6 ^b			
N VII	4f _{7/2}	377.4 ^b	N III	4p _{3/2}	145.5 ^a	L II	2p _{1/2}	2156	N II	4p _{1/2}	28.5 ^b			
O I	5s	321 ^{a,c,d}	N IV	4d _{3/2}	69.5 ^a	L III	2p _{3/2}	2080	N III	4p _{3/2}	27.1 ^b			
			N V	4d _{5/2}	67.5 ^a	M I	3s	392.0 ^{a,d}						
			N VI	4f _{5/2}	—	M II	3p _{1/2}	310.6 ^a						

^a Reference 1.^b Reference 2 (remaining values from Reference 3).^c One-particle approximation not valid.^d Derived using energy differences from Reference 3.

NATURAL WIDTH OF X-RAY LINES

Natural widths of K X-ray lines in eV:

Element	$K\alpha_1$	$K\alpha_2$	$K\beta_1$	$K\beta_3$	Element	$K\alpha_1$	$K\alpha_2$	$K\beta_1$	$K\beta_3$
Ca	1.00	0.98			Ce	18.60	19.50	20.60	18.60
Ti	1.45	2.13			Nd	21.50	21.50	23.25	21.33
Cr	2.05	2.64			Sm	26.00	24.70	25.65	24.65
Fe	2.45	3.20			Gd	29.50	28.00	29.37	28.00
Ni	3.00	3.70			Dy	33.90	32.20	32.73	32.00
Zn	3.40	3.96			Er	35.00	35.50	36.20	35.70
Ge	3.75	4.18			Yb	38.80	40.60	41.43	41.15
Se	4.10	4.43			Hf	42.70	44.30	46.00	46.10
Kr	4.23	4.62			W	46.80	48.00	51.83	51.50
Sr	5.17	4.97			Os	49.00	49.40	55.90	55.95
Zr	5.70	5.25			Pt	54.10	54.30	59.98	62.13
Mo	6.82	6.80			Hg	64.75	68.20	65.75	68.95
Ru	7.41	7.96			Pb	67.10	72.30	72.20	73.80
Pd	8.80	9.20			Po	73.20	75.10	78.60	80.10
Cd	9.80	10.40			Rn	80.00	81.50	85.50	86.50
Sn	11.20	12.40	11.80	11.00	Ra	87.00	88.20	94.20	95.50
Te	12.80	14.20	13.30	13.10	Th	94.70	95.00	99.70	101.00
Xe	14.20	15.10	15.30	14.50	U	103.00	104.30	105.00	107.30
Ba	16.10	16.80	18.15	16.70					

From Salem, S. I. and Lee, P. L., *At. Data Nucl. Data Tables*, 18, 233, 1976.

Natural widths of L X-ray lines in eV:

Element	$L\alpha_1$	$L\alpha_2$	$L\beta_1$	$L\beta_2$	$L\beta_3$	$L\beta_4$	$L\gamma_1$
Zr	1.68	1.52	1.87	5.13	5.50	5.60	3.34
Mo	1.86	1.80	2.03	5.30	5.90	5.78	3.76
Ru	2.03	1.98	2.18	5.45	6.35	5.96	4.15
Pd	2.21	2.16	2.36	5.63	6.80	6.18	4.50
Gd	2.43	2.40	2.54	5.82	7.23	6.28	4.83
Sn	2.62	2.62	2.75	6.10	7.70	6.60	5.23
Tc	2.88	2.88	2.96	6.25	8.22	6.82	5.60
Xe	3.15	3.15	3.20	6.43	8.70	7.15	5.95
Ba	3.39	3.45	3.45	6.70	9.20	7.42	6.35
Ce	3.70	3.78	3.73	6.86	9.70	7.82	6.75
Nd	3.93	4.08	4.00	7.18	10.30	8.15	7.16
Sm	4.13	4.50	4.33	7.42	10.80	8.60	7.50
Cd	4.46	4.90	4.63	7.70	11.20	9.08	7.83
Dy	4.81	5.35	5.03	7.90	11.50	9.60	8.30
Er	5.17	5.73	5.45	8.28	11.85	10.03	8.75
Yb	5.40	6.22	5.90	8.58	12.20	11.00	9.20
Hf	5.83	6.70	6.36	8.92	12.40	12.80	9.63
W	6.50	7.20	6.90	9.06	13.10	14.60	10.20
Os	7.04	7.70	7.42	9.60	14.60	16.50	10.65
Pt	7.60	8.28	8.00	9.95	16.10	18.00	11.20
Hg	8.10	8.80	8.70	10.40	17.40	19.70	11.80
Pb	8.82	9.35	9.35	10.75	18.65	21.30	12.30
Po	9.50	9.95	10.10	11.25	19.90	22.70	13.05
Rn	10.03	10.50	10.65	11.65	21.00	24.00	13.55
Ra	11.00	11.20	11.60	12.20	22.00	25.20	14.30
Th	11.90	11.80	12.40	12.80	22.85	26.35	15.00
U	12.40	12.40	13.50	13.30	23.70	27.50	15.70
Pu	13.20	13.00	14.10	13.90	24.10	28.30	16.40
Cm	14.80	13.60	15.70	14.60	25.00	29.40	17.10

PHOTON ATTENUATION COEFFICIENTS

Martin J. Berger and John H. Hubbell

This table gives mass attenuation coefficients for photons for all elements at energies between 1 keV (soft x-rays) and 1 GeV (hard gamma rays). The mass attenuation coefficient μ describes the attenuation of radiation as it passes through matter by the relation

$$I(x)/I_0 = e^{-\mu\rho x}$$

where I_0 is the initial intensity, $I(x)$ the intensity after path length x , and ρ is the mass density of the element in question. To a high approximation the mass attenuation coefficient is additive for the elements present, independent of the way in which they are bound in chemical compounds.

The power of ten is indicated beside each number in the table; i.e., 7.41 + 03 means 7.41×10^3 . A vertical line between two columns indicates that an absorption edge lies between those energy values. The various edges are labeled at the bottom of the table.

The attenuation coefficients were calculated with the computer program XCOM (Reference 1), which uses a cross-section database compiled at the Photon and Charged Particle Data Center at the National Institute of Standards and Technology. Their accuracy has been confirmed at all energies by extensive comparisons with experimental attenuation coefficients. Such comparisons for X-ray energies up to 100 keV can be found in Reference 2.

References

1. Berger, M. J. and Hubbell, J. H., *National Bureau of Standards Report NBSIR-87-3597*, 1987.
2. Saloman, E. B., Hubbell, J. H., and Scofield, J. H., *Atomic Data and Nuclear Data Tables*, 38, 1, 1988.

		Mass attenuation coefficient, cm ² /g								
		Photon energy, MeV								
Atomic no.		0.001	0.002	0.005	0.01	0.02	0.05	0.1	0.2	0.5
H	1	7.21 + 00	1.06 + 00	4.19-01	3.85-01	3.69-01	3.36-01	2.94-01	2.43-01	1.73-01
He	2	6.08 + 01	6.86 + 00	5.77-01	2.48-01	1.96-01	1.70-01	1.49-01	1.22-01	8.71-02
Li	3	2.34 + 02	2.71 + 01	1.62 + 00	3.40-01	1.86-01	1.49-01	1.29-01	1.06-01	7.53-02
Be	4	6.04 + 02	7.47 + 01	4.37 + 00	6.47-01	2.25-01	1.55-01	1.33-01	1.09-01	7.74-02
B	5	1.23 + 03	1.60 + 02	9.68 + 00	1.25 + 00	3.01-01	1.66-01	1.39-01	1.14-01	8.07-02
C	6	2.21 + 03	3.03 + 02	1.91 + 01	2.37 + 00	4.42-01	1.87-01	1.51-01	1.23-01	8.72-02
N	7	3.31 + 03	4.77 + 02	3.14 + 01	3.88 + 00	6.18-01	1.98-01	1.53-01	1.23-01	8.72-02
O	8	4.59 + 03	6.95 + 02	4.79 + 01	5.95 + 00	8.65-01	2.13-01	1.55-01	1.24-01	8.73-02
F	9	5.65 + 03	9.05 + 02	6.51 + 01	8.21 + 00	1.13 + 00	2.21-01	1.50-01	1.18-01	8.27-02
Ne	10	7.41 + 03	1.24 + 03	9.34 + 01	1.20 + 01	1.61 + 00	2.58-01	1.60-01	1.24-01	8.66-02
Na	11	6.54 + 02	1.52 + 03	1.19 + 02	1.56 + 01	2.06 + 00	2.80-01	1.59-01	1.20-01	8.37-02
Mg	12	9.22 + 02	1.93 + 03	1.58 + 02	2.11 + 01	2.76 + 00	3.29-01	1.69-01	1.24-01	8.65-02
Al	13	1.19 + 03	2.26 + 03	1.93 + 02	2.62 + 01	3.44 + 00	3.68-01	1.70-01	1.22-01	8.44-02
Si	14	1.57 + 03	2.78 + 03	2.45 + 02	3.39 + 01	4.46 + 00	4.38-01	1.84-01	1.28-01	8.75-02
P	15	1.91 + 03	3.02 + 02	2.86 + 02	4.04 + 01	5.35 + 00	4.92-01	1.87-01	1.25-01	8.51-02
S	16	2.43 + 03	3.85 + 02	3.49 + 02	5.01 + 01	6.71 + 00	5.85-01	2.02-01	1.30-01	8.78-02
Cl	17	2.83 + 03	4.52 + 02	3.90 + 02	5.73 + 01	7.74 + 00	6.48-01	2.05-01	1.27-01	8.45-02
Ar	18	3.18 + 03	5.12 + 02	4.23 + 02	6.32 + 01	8.63 + 00	7.01-01	2.04-01	1.20-01	7.96-02
K	19	4.06 + 03	6.59 + 02	5.19 + 02	7.91 + 01	1.09 + 01	8.68-01	2.34-01	1.32-01	8.60-02
Ca	20	4.87 + 03	8.00 + 02	6.03 + 02	9.34 + 01	1.31 + 01	1.02 + 00	2.57-01	1.38-01	8.85-02
Sc	21	5.24 + 03	8.70 + 02	6.31 + 02	9.95 + 01	1.41 + 01	1.09 + 00	2.58-01	1.31-01	8.31-02
Ti	22	5.87 + 03	9.86 + 02	6.84 + 02	1.11 + 02	1.59 + 01	1.21 + 00	2.72-01	1.31-01	8.19-02
V	23	6.50 + 03	1.11 + 03	9.29 + 01	1.22 + 02	1.77 + 01	1.35 + 00	2.88-01	1.32-01	8.07-02
Cr	24	7.40 + 03	1.28 + 03	1.08 + 02	1.39 + 02	2.04 + 01	1.55 + 00	3.17-01	1.38-01	8.28-02
Mn	25	8.09 + 03	1.42 + 03	1.21 + 02	1.51 + 02	2.25 + 01	1.71 + 00	3.37-01	1.39-01	8.19-02
Fe	26	9.09 + 03	1.63 + 03	1.40 + 02	1.71 + 02	2.57 + 01	1.96 + 00	3.72-01	1.46-01	8.41-02
Co	27	9.80 + 03	1.78 + 03	1.54 + 02	1.84 + 02	2.80 + 01	2.14 + 00	3.95-01	1.48-01	8.32-02
Ni	28	9.86 + 03	2.05 + 03	1.79 + 02	2.09 + 02	3.22 + 01	2.47 + 00	4.44-01	1.58-01	8.70-02
Cu	29	1.06 + 04	2.15 + 03	1.90 + 02	2.16 + 02	3.38 + 01	2.61 + 00	4.58-01	1.56-01	8.36-02
Zn	30	1.55 + 03	2.37 + 03	2.12 + 02	2.33 + 02	3.72 + 01	2.89 + 00	4.97-01	1.62-01	8.45-02
Ga	31	1.70 + 03	2.52 + 03	2.27 + 02	3.42 + 01	3.93 + 01	3.08 + 00	5.20-01	1.62-01	8.24-02
Ge	32	1.89 + 03	2.71 + 03	2.47 + 02	3.74 + 01	4.22 + 01	3.34 + 00	5.55-01	1.66-01	8.21-02
As	33	2.12 + 03	2.93 + 03	2.71 + 02	4.12 + 01	4.56 + 01	3.63 + 00	5.97-01	1.72-01	8.26-02
Se	34	2.32 + 03	3.10 + 03	2.90 + 02	4.41 + 01	4.82 + 01	3.86 + 00	6.28-01	1.74-01	8.13-02
Br	35	2.62 + 03	3.41 + 03	3.21 + 02	4.91 + 01	5.27 + 01	4.26 + 00	6.86-01	1.84-01	8.33-02
Kr	36	2.85 + 03	3.60 + 03	3.43 + 02	5.26 + 01	5.55 + 01	4.52 + 00	7.22-01	1.87-01	8.23-02
Rb	37	3.17 + 03	3.41 + 03	3.74 + 02	5.77 + 01	5.98 + 01	4.92 + 00	7.80-01	1.96-01	8.36-02
Sr	38	3.49 + 03	2.59 + 03	4.06 + 02	6.27 + 01	6.39 + 01	5.31 + 00	8.37-01	2.04-01	8.44-02
Y	39	3.86 + 03	7.42 + 02	4.42 + 02	6.87 + 01	6.86 + 01	5.76 + 00	9.05-01	2.15-01	8.61-02
Zr	40	4.21 + 03	8.12 + 02	4.76 + 02	7.42 + 01	7.24 + 01	6.17 + 00	9.66-01	2.24-01	8.69-02
Nb	41	4.60 + 03	8.89 + 02	5.13 + 02	8.04 + 01	7.71 + 01	6.64 + 00	1.04 + 00	2.34-01	8.83-02
Mo	42	4.94 + 03	9.60 + 02	5.45 + 02	8.58 + 01	1.31 + 01	7.04 + 00	1.10 + 00	2.42-01	8.85-02
Tc	43	5.36 + 03	1.04 + 03	5.84 + 02	9.23 + 01	1.41 + 01	7.52 + 00	1.17 + 00	2.53-01	8.97-02
Ru	44	5.72 + 03	1.12 + 03	6.17 + 02	9.80 + 01	1.50 + 01	7.92 + 00	1.23 + 00	2.62-01	8.99-02
Rh	45	6.17 + 03	1.21 + 03	6.59 + 02	1.05 + 02	1.61 + 01	8.45 + 00	1.31 + 00	2.74-01	9.13-02
Pd	46	6.54 + 03	1.29 + 03	6.91 + 02	1.11 + 02	1.70 + 01	8.85 + 00	1.38 + 00	2.83-01	9.13-02
Ag	47	7.04 + 03	1.40 + 03	7.39 + 02	1.19 + 02	1.84 + 01	9.45 + 00	1.47 + 00	2.97-01	9.32-02
Cd	48	7.35 + 03	1.47 + 03	7.69 + 02	1.24 + 02	1.92 + 01	9.78 + 00	1.52 + 00	3.04-01	9.25-02
In	49	7.81 + 03	1.58 + 03	8.13 + 02	1.32 + 02	2.04 + 01	1.03 + 01	1.61 + 00	3.17-01	9.37-02
Sn	50	8.16 + 03	1.66 + 03	8.47 + 02	1.38 + 02	2.15 + 01	1.07 + 01	1.68 + 00	3.26-01	9.37-02

L₃ L₁
L₂ K EDGE

		Mass attenuation coefficient, cm ² /g								
		Photon energy, MeV								
Atomic	no.	1.0	2.0	5.0	10.0	20.0	50.0	100.0	500.0	1000.0
H	1	1.26-01	8.77-02	5.05-02	3.25-02	2.15-02	1.42-02	1.19-02	1.14-02	1.16-02
He	2	6.36-02	4.42-02	2.58-02	1.70-02	1.18-02	8.61-03	7.78-03	7.79-03	7.95-03
Li	3	5.50-02	3.83-02	2.26-02	1.53-02	1.11-02	8.68-03	8.21-03	8.61-03	8.87-03
Be	4	5.65-02	3.94-02	2.35-02	1.63-02	1.23-02	1.02-02	9.94-03	1.08-02	1.12-02
B	5	5.89-02	4.11-02	2.48-02	1.76-02	1.37-02	1.19-02	1.19-02	1.32-02	1.37-02
C	6	6.36-02	4.44-02	2.71-02	1.96-02	1.58-02	1.43-02	1.46-02	1.64-02	1.70-02
N	7	6.36-02	4.45-02	2.74-02	2.02-02	1.67-02	1.57-02	1.63-02	1.85-02	1.92-02
O	8	6.37-02	4.46-02	2.78-02	2.09-02	1.77-02	1.71-02	1.79-02	2.06-02	2.13-02
F	9	6.04-02	4.23-02	2.66-02	2.04-02	1.77-02	1.75-02	1.86-02	2.14-02	2.21-02
Ne	10	6.32-02	4.43-02	2.82-02	2.20-02	1.95-02	1.96-02	2.11-02	2.43-02	2.51-02
Na	11	6.10-02	4.28-02	2.75-02	2.18-02	1.97-02	2.03-02	2.19-02	2.53-02	2.62-02
Mg	12	6.30-02	4.43-02	2.87-02	2.31-02	2.13-02	2.23-02	2.42-02	2.81-02	2.90-02
Al	13	6.15-02	4.32-02	2.84-02	2.32-02	2.17-02	2.31-02	2.52-02	2.93-02	3.03-02
Si	14	6.36-02	4.48-02	2.97-02	2.46-02	2.34-02	2.52-02	2.76-02	3.23-02	3.34-02
P	15	6.18-02	4.36-02	2.91-02	2.45-02	2.36-02	2.58-02	2.84-02	3.33-02	3.45-02
S	16	6.37-02	4.50-02	3.04-02	2.59-02	2.53-02	2.79-02	3.08-02	3.62-02	3.75-02
Cl	17	6.13-02	4.33-02	2.95-02	2.55-02	2.52-02	2.81-02	3.11-02	3.67-02	3.80-02
Ar	18	5.76-02	4.07-02	2.80-02	2.45-02	2.45-02	2.76-02	3.07-02	3.62-02	3.75-02
K	19	6.22-02	4.40-02	3.05-02	2.70-02	2.74-02	3.11-02	3.46-02	4.09-02	4.24-02
Ca	20	6.39-02	4.52-02	3.17-02	2.84-02	2.90-02	3.32-02	3.71-02	4.40-02	4.56-02
Sc	21	5.98-02	4.24-02	3.00-02	2.72-02	2.80-02	3.23-02	3.62-02	4.30-02	4.45-02
Ti	22	5.89-02	4.18-02	2.98-02	2.73-02	2.84-02	3.30-02	3.71-02	4.40-02	4.56-02
V	23	5.79-02	4.11-02	2.96-02	2.74-02	2.88-02	3.36-02	3.78-02	4.49-02	4.65-02
Cr	24	5.93-02	4.21-02	3.06-02	2.86-02	3.03-02	3.56-02	4.01-02	4.76-02	4.93-02
Mn	25	5.85-02	4.16-02	3.04-02	2.87-02	3.07-02	3.63-02	4.09-02	4.86-02	5.04-02
Fe	26	5.99-02	4.26-02	3.15-02	2.99-02	3.22-02	3.83-02	4.33-02	5.15-02	5.33-02
Co	27	5.91-02	4.20-02	3.13-02	3.00-02	3.26-02	3.88-02	4.40-02	5.23-02	5.41-02
Ni	28	6.16-02	4.39-02	3.29-02	3.18-02	3.48-02	4.17-02	4.73-02	5.61-02	5.81-02
Cu	29	5.90-02	4.20-02	3.18-02	3.10-02	3.41-02	4.10-02	4.66-02	5.53-02	5.72-02
Zn	30	5.94-02	4.24-02	3.22-02	3.18-02	3.51-02	4.24-02	4.82-02	5.72-02	5.91-02
Ga	31	5.77-02	4.11-02	3.16-02	3.13-02	3.48-02	4.22-02	4.80-02	5.70-02	5.89-02
Ge	32	5.73-02	4.09-02	3.16-02	3.16-02	3.53-02	4.30-02	4.89-02	5.80-02	6.00-02
As	33	5.73-02	4.09-02	3.19-02	3.21-02	3.60-02	4.40-02	5.01-02	5.95-02	6.15-02
Se	34	5.62-02	4.01-02	3.14-02	3.19-02	3.60-02	4.41-02	5.03-02	5.97-02	6.17-02
Br	35	5.73-02	4.09-02	3.23-02	3.29-02	3.74-02	4.60-02	5.24-02	6.22-02	6.43-02
Kr	36	5.63-02	4.02-02	3.20-02	3.28-02	3.74-02	4.61-02	5.26-02	6.25-02	6.46-02
Rb	37	5.69-02	4.06-02	3.25-02	3.36-02	3.85-02	4.75-02	5.43-02	6.45-02	6.67-02
Sr	38	5.71-02	4.08-02	3.29-02	3.41-02	3.93-02	4.87-02	5.56-02	6.61-02	6.83-02
Y	39	5.80-02	4.14-02	3.35-02	3.50-02	4.05-02	5.03-02	5.75-02	6.83-02	7.06-02
Zr	40	5.81-02	4.15-02	3.38-02	3.55-02	4.12-02	5.13-02	5.87-02	6.98-02	7.22-02
Nb	41	5.87-02	4.18-02	3.44-02	3.63-02	4.22-02	5.27-02	6.03-02	7.17-02	7.42-02
Mo	42	5.84-02	4.16-02	3.44-02	3.65-02	4.26-02	5.33-02	6.10-02	7.26-02	7.51-02
Tc	43	5.88-02	4.19-02	3.48-02	3.71-02	4.35-02	5.45-02	6.24-02	7.43-02	7.68-02
Ru	44	5.85-02	4.16-02	3.48-02	3.73-02	4.39-02	5.50-02	6.30-02	7.51-02	7.77-02
Rh	45	5.89-02	4.20-02	3.53-02	3.80-02	4.48-02	5.63-02	6.45-02	7.69-02	7.94-02
Pd	46	5.85-02	4.16-02	3.52-02	3.80-02	4.50-02	5.66-02	6.49-02	7.73-02	8.00-02
Ag	47	5.92-02	4.21-02	3.58-02	3.88-02	4.61-02	5.81-02	6.67-02	7.93-02	8.20-02
Cd	48	5.83-02	4.14-02	3.54-02	3.85-02	4.59-02	5.79-02	6.64-02	7.91-02	8.18-02
In	49	5.85-02	4.15-02	3.56-02	3.90-02	4.65-02	5.88-02	6.75-02	8.04-02	8.32-02
Sn	50	5.80-02	4.11-02	3.55-02	3.90-02	4.66-02	5.90-02	6.78-02	8.07-02	8.35-02

		Mass attenuation coefficient, cm ² /g								
		Photon energy, MeV								
Atomic	no.	0.001	0.002	0.005	0.01	0.02	0.05	0.1	0.2	0.5
Sb	51	8.58 + 03	1.77 + 03	8.85 + 02	1.46 + 02	2.27 + 01	1.12 + 01	1.76 + 00	3.38-01	9.45-02
Te	52	8.43 + 03	1.83 + 03	9.01 + 02	1.50 + 02	2.34 + 01	1.14 + 01	1.80 + 00	3.43-01	9.33-02
I	53	9.10 + 03	2.00 + 03	8.43 + 02	1.63 + 02	2.54 + 01	1.23 + 01	1.94 + 00	3.66-01	9.70-02
Xe	54	9.41 + 03	2.09 + 03	6.39 + 02	1.69 + 02	2.65 + 01	1.27 + 01	2.01 + 00	3.76-01	9.70-02
Cs	55	9.37 + 03	2.23 + 03	2.30 + 02	1.79 + 02	2.82 + 01	1.34 + 01	2.12 + 00	3.94-01	9.91-02
ZB	56	8.54 + 03	2.32 + 03	2.41 + 02	1.86 + 02	2.94 + 01	1.38 + 01	2.20 + 00	4.05-01	9.92-02
La	57	9.09 + 03	2.46 + 03	2.58 + 02	1.97 + 02	3.12 + 01	1.45 + 01	2.32 + 00	4.24-01	1.01-01
Ce	58	9.71 + 03	2.61 + 03	2.74 + 02	2.08 + 02	3.31 + 01	1.52 + 01	2.45 + 00	4.45-01	1.04-01
Pr	59	1.06 + 04	2.77 + 03	2.92 + 02	2.21 + 02	3.53 + 01	1.60 + 01	2.59 + 00	4.69-01	1.07-01
Nd	60	6.63 + 03	2.88 + 03	3.06 + 02	2.30 + 02	3.68 + 01	1.65 + 01	2.69 + 00	4.84-01	1.08-01
Pm	61	2.06 + 03	3.05 + 03	3.26 + 02	2.44 + 02	3.92 + 01	1.73 + 01	2.84 + 00	5.10-01	1.12-01
Sm	62	2.11 + 03	3.12 + 03	3.36 + 02	2.50 + 02	4.03 + 01	1.77 + 01	2.90 + 00	5.19-01	1.11-01
Eu	63	2.22 + 03	3.28 + 03	3.54 + 02	2.63 + 02	4.24 + 01	1.85 + 01	3.04 + 00	5.43-01	1.14-01
Gd	64	2.29 + 03	3.36 + 03	3.65 + 02	2.69 + 02	4.36 + 01	3.86 + 00	3.11 + 00	5.54-01	1.14-01
Tb	65	2.40 + 03	3.51 + 03	3.84 + 02	2.82 + 02	4.59 + 01	4.06 + 00	3.25 + 00	5.77-01	1.17-01
Dy	66	2.49 + 03	3.47 + 03	3.99 + 02	2.90 + 02	4.76 + 01	4.23 + 00	3.36 + 00	5.95-01	1.18-01
Ho	67	2.62 + 03	3.59 + 03	4.17 + 02	3.01 + 02	4.98 + 01	4.43 + 00	3.49 + 00	6.18-01	1.20-01
Er	68	2.75 + 03	3.52 + 03	4.36 + 02	3.13 + 02	5.20 + 01	4.63 + 00	3.63 + 00	6.41-01	1.23-01
Tm	69	2.90 + 03	3.69 + 03	4.57 + 02	2.83 + 02	5.45 + 01	4.87 + 00	3.78 + 00	6.68-01	1.26-01
Yb	70	3.02 + 03	3.80 + 03	4.72 + 02	2.94 + 02	5.63 + 01	5.04 + 00	3.88 + 00	6.86-01	1.27-01
Lu	71	3.19 + 03	3.45 + 03	4.94 + 02	2.21 + 02	5.88 + 01	5.28 + 00	4.03 + 00	7.13-01	1.30-01
Hf	72	3.34 + 03	3.60 + 03	5.11 + 02	2.30 + 02	6.09 + 01	5.48 + 00	4.15 + 00	7.34-01	1.32-01
Ta	73	3.51 + 03	3.77 + 03	5.33 + 02	2.38 + 02	6.33 + 01	5.72 + 00	4.30 + 00	7.60-01	1.35-01
W	74	3.68 + 03	3.92 + 03	5.53 + 02	9.69 + 01	6.57 + 01	5.95 + 00	4.44 + 00	7.84-01	1.38-01
Re	75	3.87 + 03	3.77 + 03	5.76 + 02	1.01 + 02	6.84 + 01	6.21 + 00	4.59 + 00	8.12-01	1.41-01
Os	76	4.03 + 03	2.22 + 03	5.93 + 02	1.04 + 02	7.04 + 01	6.41 + 00	4.70 + 00	8.33-01	1.43-01
Ir	77	4.24 + 03	1.03 + 03	6.18 + 02	1.09 + 02	7.32 + 01	6.69 + 00	4.86 + 00	8.63-01	1.46-01
Pt	78	4.43 + 03	1.08 + 03	6.40 + 02	1.13 + 02	7.57 + 01	6.95 + 00	4.99 + 00	8.90-01	1.49-01
Au	79	4.65 + 03	1.14 + 03	6.66 + 02	1.18 + 02	7.88 + 01	7.26 + 00	5.16 + 00	9.22-01	1.53-01
Hg	80	4.83 + 03	1.18 + 03	6.87 + 02	1.22 + 02	8.12 + 01	7.50 + 00	5.28 + 00	9.46-01	1.56-01
Tl	81	5.01 + 03	1.23 + 03	7.07 + 02	1.26 + 02	8.36 + 01	7.75 + 00	5.40 + 00	9.69-01	1.58-01
Pb	82	5.21 + 03	1.29 + 03	7.30 + 02	1.31 + 02	8.64 + 01	8.04 + 00	5.55 + 00	9.99-01	1.61-01
Bi	83	5.44 + 03	1.35 + 03	7.58 + 02	1.36 + 02	8.95 + 01	8.38 + 00	5.74 + 00	1.03 + 00	1.66-01
Po	84	5.72 + 03	1.42 + 03	7.93 + 02	1.43 + 02	9.35 + 01	8.80 + 00	5.99 + 00	1.08 + 00	1.71-01
At	85	5.87 + 03	1.49 + 03	8.25 + 02	1.49 + 02	9.70 + 01	9.19 + 00	6.17 + 00	1.12 + 00	1.77-01
Rn	86	5.83 + 03	1.49 + 03	8.16 + 02	1.48 + 02	9.56 + 01	9.12 + 00	6.09 + 00	1.10 + 00	1.73-01
Fr	87	6.08 + 03	1.56 + 03	8.49 + 02	1.54 + 02	9.93 + 01	9.52 + 00	1.66 + 00	1.14 + 00	1.78-01
Ra	88	6.20 + 03	1.62 + 03	8.74 + 02	1.59 + 02	1.02 + 02	9.85 + 00	1.71 + 00	1.17 + 00	1.82-01
Ac	89	6.47 + 03	1.70 + 03	8.69 + 02	1.65 + 02	1.06 + 02	1.03 + 01	1.79 + 00	1.21 + 00	1.87-01
Th	90	6.61 + 03	1.74 + 03	8.88 + 02	1.69 + 02	9.37 + 01	1.05 + 01	1.83 + 00	1.23 + 00	1.90-01
Pa	91	6.53 + 03	1.83 + 03	8.76 + 02	1.77 + 02	7.03 + 01	1.10 + 01	1.92 + 00	1.29 + 00	1.97-01
U	92	6.63 + 03	1.86 + 03	8.89 + 02	1.79 + 02	7.11 + 01	1.12 + 01	1.95 + 00	1.30 + 00	1.98-01
Np	93	6.95 + 03	1.96 + 03	9.32 + 02	1.87 + 02	7.45 + 01	1.18 + 01	2.05 + 00	1.35 + 00	2.05-01
Pu	94	7.19 + 03	2.04 + 03	9.65 + 02	1.94 + 02	7.71 + 01	1.22 + 01	2.13 + 00	1.39 + 00	2.10-01
Am	95	7.37 + 03	2.10 + 03	9.90 + 02	1.98 + 02	7.93 + 01	1.25 + 01	2.19 + 00	1.42 + 00	2.14-01
Cm	96	7.54 + 03	2.15 + 03	1.02 + 03	2.03 + 02	8.14 + 01	1.28 + 01	2.25 + 00	1.44 + 00	2.18-01
Bk	97	7.84 + 03	2.25 + 03	1.06 + 03	2.10 + 02	8.39 + 01	1.34 + 01	2.35 + 00	1.50 + 00	2.25-01
Cf	98	7.89 + 03	2.31 + 03	9.27 + 02	2.15 + 02	8.58 + 01	1.37 + 01	2.41 + 00	1.52 + 00	2.29-01
Es	99	7.79 + 03	2.40 + 03	9.59 + 02	2.22 + 02	4.01 + 01	1.42 + 01	2.51 + 00	1.57 + 00	2.36-01
Fm	100	7.13 + 03	2.46 + 03	9.77 + 02	2.26 + 02	4.09 + 01	1.45 + 01	2.57 + 00	1.59 + 00	2.39-01



		Mass attenuation coefficient, cm ² /g								
		Photon energy, MeV								
Atomic	no.	1.0	2.0	5.0	10.0	20.0	50.0	100.0	500.0	1000.0
Sb	51	5.80-02	4.10-02	3.56-02	3.92-02	4.70-02	5.96-02	6.85-02	8.16-02	8.44-02
Te	52	5.67-02	4.01-02	3.49-02	3.86-02	4.64-02	5.89-02	6.77-02	8.07-02	8.35-02
I	53	5.84-02	4.12-02	3.61-02	4.00-02	4.82-02	6.13-02	7.04-02	8.40-02	8.69-02
Xe	54	5.78-02	4.08-02	3.58-02	3.99-02	4.82-02	6.12-02	7.04-02	8.40-02	8.69-02
Cs	55	5.85-02	4.12-02	3.64-02	4.06-02	4.91-02	6.25-02	7.19-02	8.58-02	8.88-02
ZB	56	5.80-02	4.08-02	3.61-02	4.04-02	4.90-02	6.25-02	7.19-02	8.58-02	8.88-02
La	57	5.88-02	4.12-02	3.66-02	4.11-02	5.00-02	6.37-02	7.34-02	8.76-02	9.06-02
Ce	58	5.96-02	4.18-02	3.73-02	4.19-02	5.10-02	6.52-02	7.50-02	8.96-02	9.27-02
Pr	59	6.07-02	4.24-02	3.80-02	4.29-02	5.23-02	6.68-02	7.69-02	9.19-02	9.50-02
Nd	60	6.07-02	4.24-02	3.81-02	4.30-02	5.26-02	6.72-02	7.74-02	9.25-02	9.56-02
Pm	61	6.19-02	4.31-02	3.88-02	4.40-02	5.38-02	6.89-02	7.94-02	9.48-02	9.81-02
Sm	62	6.11-02	4.24-02	3.83-02	4.35-02	5.34-02	6.84-02	7.88-02	9.41-02	9.73-02
Eu	63	6.19-02	4.28-02	3.88-02	4.42-02	5.42-02	6.96-02	8.02-02	9.57-02	9.90-02
Gd	64	6.12-02	4.23-02	3.84-02	4.38-02	5.38-02	6.91-02	7.97-02	9.51-02	9.83-02
Tb	65	6.20-02	4.27-02	3.89-02	4.45-02	5.47-02	7.03-02	8.11-02	9.67-02	1.00-01
Dy	66	6.20-02	4.26-02	3.90-02	4.46-02	5.49-02	7.06-02	8.15-02	9.72-02	1.00-01
Ho	67	6.26-02	4.29-02	3.93-02	4.50-02	5.55-02	7.14-02	8.24-02	9.83-02	1.02-01
Er	68	6.32-02	4.32-02	3.96-02	4.55-02	5.61-02	7.23-02	8.34-02	9.95-02	1.03-01
Tm	69	6.40-02	4.36-02	4.01-02	4.61-02	5.70-02	7.35-02	8.48-02	1.01-01	1.04-01
Yb	70	6.40-02	4.35-02	4.00-02	4.61-02	5.70-02	7.35-02	8.49-02	1.01-01	1.04-01
Lu	71	6.48-02	4.39-02	4.05-02	4.66-02	5.77-02	7.45-02	8.60-02	1.02-01	1.06-01
Hf	72	6.50-02	4.39-02	4.05-02	4.68-02	5.80-02	7.48-02	8.64-02	1.03-01	1.06-01
Ta	73	6.57-02	4.41-02	4.08-02	4.72-02	5.85-02	7.56-02	8.73-02	1.04-01	1.07-01
W	74	6.62-02	4.43-02	4.10-02	4.75-02	5.89-02	7.62-02	8.80-02	1.05-01	1.08-01
Re	75	6.69-02	4.46-02	4.14-02	4.79-02	5.95-02	7.70-02	8.89-02	1.06-01	1.09-01
Os	76	6.71-02	4.46-02	4.13-02	4.79-02	5.96-02	7.71-02	8.90-02	1.06-01	1.10-01
Ir	77	6.79-02	4.50-02	4.17-02	4.84-02	6.02-02	7.80-02	9.01-02	1.07-01	1.11-01
Pt	78	6.86-02	4.52-02	4.20-02	4.87-02	6.06-02	7.86-02	9.08-02	1.08-01	1.12-01
Au	79	6.95-02	4.57-02	4.24-02	4.93-02	6.14-02	7.95-02	9.19-02	1.09-01	1.13-01
Hg	80	6.99-02	4.57-02	4.25-02	4.94-02	6.15-02	7.98-02	9.22-02	1.10-01	1.13-01
Tl	81	7.03-02	4.58-02	4.25-02	4.94-02	6.16-02	8.00-02	9.24-02	1.10-01	1.14-01
Pb	82	7.10-02	4.61-02	4.27-02	4.97-02	6.21-02	8.06-02	9.31-02	1.11-01	1.15-01
Bi	83	7.21-02	4.66-02	4.32-02	5.03-02	6.28-02	8.15-02	9.42-02	1.12-01	1.16-01
Po	84	7.39-02	4.75-02	4.40-02	5.12-02	6.40-02	8.32-02	9.61-02	1.15-01	1.18-01
At	85	7.54-02	4.82-02	4.46-02	5.20-02	6.49-02	8.44-02	9.76-02	1.16-01	1.20-01
Rn	86	7.30-02	4.65-02	4.30-02	5.01-02	6.26-02	8.14-02	9.42-02	1.12-01	1.16-01
Fr	87	7.45-02	4.72-02	4.36-02	5.08-02	6.35-02	8.26-02	9.56-02	1.14-01	1.18-01
Ra	88	7.53-02	4.75-02	4.38-02	5.10-02	6.38-02	8.31-02	9.61-02	1.15-01	1.19-01
Ac	89	7.69-02	4.82-02	4.44-02	5.17-02	6.47-02	8.43-02	9.75-02	1.16-01	1.20-01
Th	90	7.71-02	4.81-02	4.42-02	5.15-02	6.45-02	8.40-02	9.72-02	1.16-01	1.20-01
Pa	91	7.94-02	4.93-02	4.52-02	5.26-02	6.59-02	8.60-02	9.95-02	1.19-01	1.23-01
U	92	7.90-02	4.88-02	4.46-02	5.19-02	6.51-02	8.49-02	9.83-02	1.17-01	1.21-01
Np	93	8.13-02	4.99-02	4.56-02	5.30-02	6.65-02	8.68-02	1.01-01	1.20-01	1.24-01
Pu	94	8.26-02	5.05-02	4.60-02	5.34-02	6.71-02	8.76-02	1.01-01	1.21-01	1.25-01
Am	95	8.33-02	5.06-02	4.60-02	5.34-02	6.70-02	8.77-02	1.02-01	1.21-01	1.25-01
Cm	96	8.41-02	5.08-02	4.60-02	5.34-02	6.70-02	8.77-02	1.02-01	1.21-01	1.26-01
Bk	97	8.62-02	5.18-02	4.68-02	5.42-02	6.81-02	8.92-02	1.03-01	1.24-01	1.28-01
Cf	98	8.70-02	5.20-02	4.68-02	5.42-02	6.81-02	8.92-02	1.04-01	1.24-01	1.28-01
Es	99	8.89-02	5.28-02	4.74-02	5.48-02	6.89-02	9.04-02	1.05-01	1.25-01	1.29-01
Fm	100	8.94-02	5.28-02	4.72-02	5.45-02	6.86-02	9.00-02	1.05-01	1.25-01	1.29-01

CLASSIFICATION OF ELECTROMAGNETIC RADIATION

Hans Dolezalek

Basic Conversions:

$$c = \lambda\nu = \nu/k$$

$$\nu = c/\lambda = ck$$

$$\lambda = c/\nu = 1/k$$

$$k = \nu/c = 1/\lambda$$

$$c = \text{speed of light} = 2.99792458 \times 10^8 \text{ m/s}$$

Frequency (ν)	Wavelength (λ)	Wave number (k)	Names of bands	Approximate photon energies
$3 \times 10^0 - 3 \times 10^1$ Hz 3 — 30 Hz	$10^8 - 10^7$ m 100 — 10 Mm	$10^{-8} - 10^{-7} \text{ m}^{-1}$ 10 — 100 Gm^{-1}	ELF-(ELF 1), ITU band no. 1	
$3 \times 10^1 - 3 \times 10^2$ Hz 30 — 300 Hz	$10^7 - 10^6$ m 10 — 1 Mm	$10^{-7} - 10^{-6} \text{ m}^{-1}$ 100 Gm^{-1} — 1 Mm^{-1}	SLF-(ELF 2), ITU band no. 2, megameter waves	
$3 \times 10^2 - 3 \times 10^3$ Hz 300 Hz — 3 kHz	$10^6 - 10^5$ m 1 Mm — 100 km	$10^{-6} - 10^{-5} \text{ m}^{-1}$ 1 — 10 Mm^{-1}	ULF-(ELF 3), ITU band no. 3	
$3 \times 10^3 - 3 \times 10^4$ Hz 3 — 30 kHz	$10^5 - 10^4$ m 100 — 10 km	$10^{-5} - 10^{-4} \text{ m}^{-1}$ 10 — 100 Mm^{-1}	VLF, ITU band no. 4, myriameter waves	
$3 \times 10^4 - 3 \times 10^5$ Hz 30 — 300 kHz	$10^4 - 10^3$ m 10 — 1 km	$10^{-4} - 10^{-3} \text{ m}^{-1}$ 100 Mm^{-1} — 1 km^{-1}	LF, ITU band no. 5, kilometer waves	
$3 \times 10^5 - 3 \times 10^6$ Hz 300 kHz — 3 MHz	$10^3 - 10^2$ m 1 km — 100 m	$10^{-3} - 10^{-2} \text{ m}^{-1}$ 1 — 10 km^{-1}	MF, ITU band no. 6, hectometer waves	
$3 \times 10^6 - 3 \times 10^7$ Hz 3 — 30 MHz	$10^2 - 10^1$ m 100 — 10 m	$10^{-2} - 10^{-1} \text{ m}^{-1}$ 10 — 100 km^{-1}	HF, ITU band no. 7, decameter waves	
$3 \times 10^7 - 3 \times 10^8$ Hz 30 — 300 MHz	$10^1 - 10^0$ m 10 — 1 m	$10^{-1} - 10^0 \text{ m}^{-1}$ 100 km^{-1} — 1 mm^{-1}	VHF, ITU band no. 8, meter waves	
$3 \times 10^8 - 3 \times 10^9$ Hz 300 MHz — 3 GHz	$10^0 - 10^{-1}$ m 1 m — 100 mm	$10^0 - 10^1 \text{ m}^{-1}$ 1 — 10 m^{-1}	UHF, ITU band no. 9, decimeter waves ^a	
$3 \times 10^9 - 3 \times 10^{10}$ Hz 3 — 30 GHz	$10^{-1} - 10^{-2}$ m 100 — 10 mm	$10^1 - 10^2 \text{ m}^{-1}$ 10 — 100 m^{-1}	SHF, ITU band no. 10, centimeter waves ^a	
$3 \times 10^{10} - 3 \times 10^{11}$ Hz 30 — 300 GHz	$10^{-2} - 10^{-3}$ m 10 — 1 mm	$10^2 - 10^3 \text{ m}^{-1}$ 100 m^{-1} — 1 mm^{-1} (1 — 10 cm^{-1})	EHF, ITU band no. 11, millimeter waves	
$3 \times 10^{11} - 3 \times 10^{12}$ Hz 300 GHz — 3 THz	$10^{-3} - 10^{-4}$ m 1 mm — 100 μm	$10^3 - 10^4 \text{ m}^{-1}$ (1 — 10 mm^{-1}) (10 — 100 cm^{-1})	Part of micrometer waves, includes part of far or thermal infrared; ITU band no. 12	
$3 \times 10^{12} - 3 \times 10^{13}$ Hz 3 — 30 THz	$10^{-4} - 10^{-5}$ m 100 — 10 μm	$10^4 - 10^5 \text{ m}^{-1}$ 10 — 100 mm^{-1} (100 — 1000 cm^{-1})	Part of micrometer waves includes part of far (thermal) infrared	
$3 \times 10^{13} - 3 \times 10^{14}$ Hz 30 — 300 THz	$10^{-5} - 10^{-6}$ m 10 — 1 μm (100,000 — 10,000 \AA)	$10^5 - 10^6 \text{ m}^{-1}$ 100 mm^{-1} — 1 μm^{-1}	Part of μm waves, part of infrared	$(1.6 - 16) \times 10^{-20}$ joule {0.1 — 1 eV}
$3 \times 10^{14} - 3 \times 10^{15}$ Hz 300 THz — 3 PHz	$10^{-6} - 10^{-7}$ m 1 μm — 100 m (10,000 — 1000 \AA)	$10^6 - 10^7 \text{ m}^{-1}$ 1 — 10 μm^{-1}	Near infrared, visible, near ultraviolet	$(1.6 - 16) \times 10^{-19}$ joule {1 — 10 eV}
$3 \times 10^{15} - 3 \times 10^{16}$ Hz 3 — 30 PHz	$10^{-7} - 10^{-8}$ m 100 — 10 nm (1000 — 100 \AA)	$10^7 - 10^8 \text{ m}^{-1}$ 10 — 100 μm^{-1}	Part of vacuum ultraviolet	$(1.6 - 16) \times 10^{-18}$ joule {10 — 100 eV}
$3 \times 10^{16} - 3 \times 10^{17}$ Hz 30 — 300 PHz	$10^{-8} - 10^{-9}$ m 10 — 1 nm (100 — 10 \AA)	$10^8 - 10^9 \text{ m}^{-1}$ 100 μm^{-1} — 1 nm^{-1}	Part of soft X-rays	$(1.6 - 16) \times 10^{-17}$ joule {100 — 1000 eV}
$3 \times 10^{17} - 3 \times 10^{18}$ Hz 300 PHz — 3 EHz	$10^{-9} - 10^{-10}$ m 1 nm — 100 pm (10 — 1 \AA)	$10^9 - 10^{10} \text{ m}^{-1}$ 1 — 10 nm^{-1}	Part of soft X-rays	$(1.6 - 16) \times 10^{-16}$ joule {1 — 10 keV}
$3 \times 10^{18} - 3 \times 10^{19}$ Hz 3 — 30 EHz	$10^{-10} - 10^{-11}$ m 100 — 10 pm (1 — 0.1 \AA)	$10^{10} - 10^{11} \text{ m}^{-1}$ 10 — 100 nm^{-1}	Hard X-rays and part of soft γ -rays	$(1.6 - 16) \times 10^{-15}$ joule {10 — 100 keV}
$3 \times 10^{19} - 3 \times 10^{20}$ Hz 30 — 300 EHz	$10^{-11} - 10^{-12}$ m 10 — 1 pm (0.1 — 0.01 \AA)	$10^{11} - 10^{12} \text{ m}^{-1}$ 100 nm^{-1} — 1 pm^{-1}	Part of soft and part of hard γ -rays (limit at 510 keV)	$(1.6 - 16) \times 10^{-14}$ joule {100 keV — 1 MeV}
$3 \times 10^{20} - 3 \times 10^{21}$ Hz 300 — 3000 EHz	$10^{-12} - 10^{-13}$ m 1 pm — 100 fm (0.01 — 0.001 \AA)	$10^{12} - 10^{13} \text{ m}^{-1}$ 1 — 10 pm^{-1}	Part of hard γ -rays and part of "cosmic" γ -rays	$(1.6 - 16) \times 10^{-13}$ joule {1 — 10 MeV}
$3 \times 10^{21} - 3 \times 10^{22}$ Hz 3000 — 30,000 EHz	$10^{-13} - 10^{-14}$ m 100 — 10 fm (0.001 — 0.0001 \AA)	$10^{13} - 10^{14} \text{ m}^{-1}$ 10 — 100 pm^{-1}	γ -rays produced by cosmic rays	$(1.6 - 16) \times 10^{-12}$ joule {10 — 100 MeV}

Note: Abbreviations used in this table: Å—ångstrom ($1 \text{ Å} = 10^{-10} \text{ m}$); EHz—exahertz (10^{18} hertz); EHF—extremely high frequency; ELF—extremely low frequency; eV—electron volt ($1 \text{ eV} = 1.60218 \times 10^{-19}$ joule); fm—femtometer (10^{-15} m); GHz—gigahertz (10^9 hertz); Gm—gigameter (10^9 m); HF—high frequency; Hz—hertz (s^{-1}); ITU—International Telecommunications Union; keV—kiloelectron volt (10^3 eV); km—kilometer (10^3 m); LF—low frequency; m—meter; MeV—megaelectron volt (10^6 eV); MF—medium frequency; MHz—megahertz (10^6 hertz); Mm—megameter (10^6 meter); mm—millimeter (10^{-3} meter); μm —micrometer (10^{-6} meter); nm—nanometer (10^{-9} meter); PHz—petahertz (10^{15} hertz); pm—picometer (10^{-12} meter); SHF—super high frequency; SLF—super low frequency; THz—terahertz; UHF—ultra high frequency; ULF—ultra low frequency; VHF—very high frequency; VLF—very low frequency.

^a Also called “microwaves”; not to be confused with “micrometer waves”.

LETTER DESIGNATIONS OF MICROWAVE BANDS

Frequency (GHz)	Wavelength (cm)	Wavenumber (cm^{-1})	Band
1—2	30—15	0.033—0.067	L-Band
1—4	15—7.5	0.067—0.133	S-Band
4—8	7.5—3.7	0.133—0.267	C-Band
8—12	3.7—2.5	0.267—0.4	X-Band
12—18	2.5—1.7	0.4—0.6	Ku-Band
18—27	1.7—1.1	0.6—0.9	K-Band
27—40	1.1—0.75	0.9—1.33	Ka-Band

BLACK BODY RADIATION

The total power radiated from an ideal black body and the wavelength corresponding to maximum power are given here as a function of absolute temperature. Constants used in the calculation are taken from the table "Fundamental Physical Constants" in

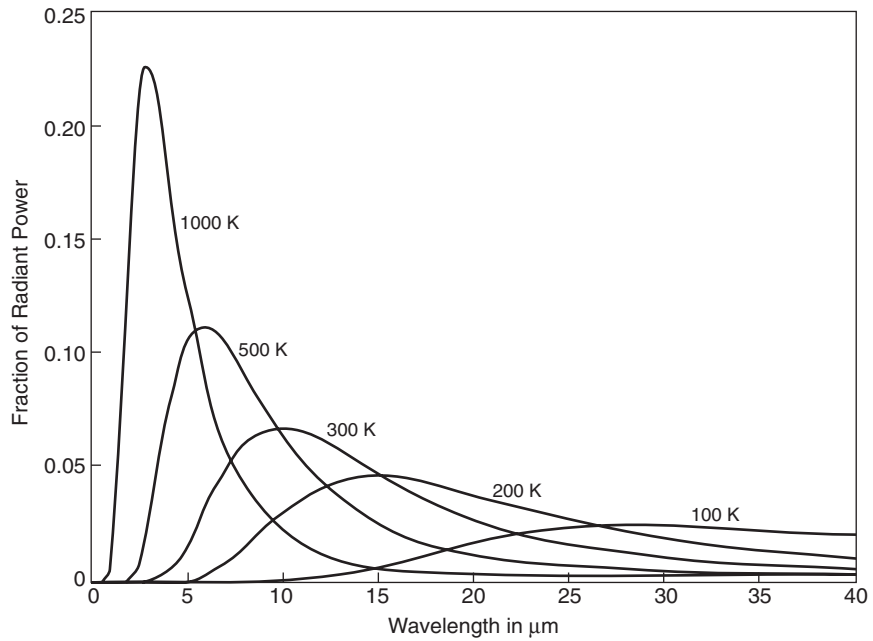
Section 1. The radiated power in a band $\Delta\lambda$ at λ_{\max} may be calculated from:

$$P_{\max} = 0.657548 (\Delta\lambda/\lambda_{\max}) P_{\text{tot}}$$

T/K	P_{tot}	$\lambda_{\max}/\mu\text{m}$	T/K	P_{tot}	$\lambda_{\max}/\mu\text{m}$	T/K	P_{tot}	$\lambda_{\max}/\mu\text{m}$
50	0.354 W/m ²	57.955	740	17.004	3.916	1520	302.689	1.906
100	5.671	28.978	750	17.942	3.864	1540	318.937	1.882
150	28.707	19.318	760	18.918	3.813	1560	335.831	1.858
200	90.728	14.489	770	19.934	3.763	1580	353.387	1.834
250	221.504	11.591	780	20.989	3.715	1600	371.623	1.811
273	314.973	10.614	790	22.087	3.668	1620	390.555	1.789
280	348.541	10.349	800	23.226	3.622	1640	410.202	1.767
290	401.064	9.992	810	24.410	3.577	1660	430.581	1.746
300	459.311	9.659	820	25.638	3.534	1680	451.710	1.725
310	523.684	9.348	830	26.911	3.491	1700	473.607	1.705
320	594.596	9.055	840	28.232	3.450	1720	496.290	1.685
330	672.478	8.781	850	29.600	3.409	1740	519.779	1.665
340	757.771	8.523	860	31.018	3.369	1760	544.093	1.646
350	850.931	8.279	870	32.486	3.331	1780	569.249	1.628
360	952.428	8.049	880	34.006	3.293	1800	595.267	1.610
370	1.063 kW/m ²	7.832	890	35.578	3.256	1820	622.168	1.592
380	1.182	7.626	900	37.204	3.220	1840	649.970	1.575
390	1.312	7.430	910	38.886	3.184	1860	678.694	1.558
400	1.452	7.244	920	40.623	3.150	1880	708.359	1.541
410	1.602	7.068	930	42.418	3.116	1900	738.987	1.525
420	1.764	6.899	940	44.272	3.083	1920	770.597	1.509
430	1.939	6.739	950	46.187	3.050	1940	803.210	1.494
440	2.125	6.586	960	48.162	3.018	1960	836.848	1.478
450	2.325	6.439	970	50.201	2.987	1980	871.531	1.464
460	2.539	6.299	980	52.303	2.957	2000	907.282	1.449
470	2.767	6.165	990	54.471	2.927	2020	944.121	1.435
480	3.010	6.037	1000	56.705	2.898	2040	982.071	1.420
490	3.269	5.914	1020	61.379	2.841	2060	1.021 MW/m ²	1.407
500	3.544	5.796	1040	66.337	2.786	2080	1.061	1.393
510	3.836	5.682	1060	71.589	2.734	2100	1.103	1.380
520	4.146	5.573	1080	77.147	2.683	2120	1.145	1.367
530	4.474	5.467	1100	83.022	2.634	2140	1.189	1.354
540	4.822	5.366	1120	89.227	2.587	2160	1.234	1.342
550	5.189	5.269	1140	95.773	2.542	2180	1.281	1.329
560	5.577	5.175	1160	102.672	2.498	2200	1.328	1.317
570	5.986	5.084	1180	109.939	2.456	2220	1.377	1.305
580	6.417	4.996	1200	117.584	2.415	2240	1.428	1.294
590	6.871	4.911	1220	125.621	2.375	2260	1.479	1.282
600	7.349	4.830	1240	134.063	2.337	2280	1.532	1.271
610	7.851	4.750	1260	142.924	2.300	2300	1.587	1.260
620	8.379	4.674	1280	152.217	2.264	2320	1.643	1.249
630	8.933	4.600	1300	161.955	2.229	2340	1.700	1.238
640	9.514	4.528	1320	172.154	2.195	2360	1.759	1.228
650	10.122	4.458	1340	182.827	2.163	2380	1.819	1.218
660	10.760	4.391	1360	193.989	2.131	2400	1.881	1.207
670	11.427	4.325	1380	205.655	2.100	2420	1.945	1.197
680	12.124	4.261	1400	217.838	2.070	2440	2.010	1.188
690	12.853	4.200	1420	230.556	2.041	2460	2.077	1.178
700	13.615	4.140	1440	243.822	2.012	2480	2.145	1.168
710	14.410	4.081	1460	257.652	1.985	2500	2.215	1.159
720	15.239	4.025	1480	272.063	1.958	2550	2.398	1.136
730	16.103	3.970	1500	287.070	1.932	2600	2.591	1.115

T/K	P_{tot}	$\lambda_{max}/\mu m$	T/K	P_{tot}	$\lambda_{max}/\mu m$	T/K	P_{tot}	$\lambda_{max}/\mu m$
2650	2.796	1.093	3600	9.524	0.805	5100	38.362	0.568
2700	3.014	1.073	3650	10.065	0.794	5200	41.461	0.557
2750	3.243	1.054	3700	10.627	0.783	5300	44.743	0.547
2800	3.485	1.035	3750	11.214	0.773	5400	48.217	0.537
2850	3.741	1.017	3800	11.824	0.763	5500	51.889	0.527
2900	4.011	0.999	3850	12.458	0.753	5600	55.767	0.517
2950	4.294	0.982	3900	13.118	0.743	5700	59.858	0.508
3000	4.593	0.966	3950	13.804	0.734	5800	64.170	0.500
3050	4.907	0.950	4000	14.517	0.724	5900	68.712	0.491
3100	5.237	0.935	4100	16.024	0.707	6000	73.490	0.483
3150	5.583	0.920	4200	17.645	0.690	6500	101.222	0.446
3200	5.946	0.906	4300	19.386	0.674	7000	136.149	0.414
3250	6.326	0.892	4400	21.254	0.659	7500	179.418	0.386
3300	6.725	0.878	4500	23.253	0.644	8000	232.264	0.362
3350	7.142	0.865	4600	25.389	0.630	8500	296.004	0.341
3400	7.578	0.852	4700	27.670	0.617	9000	372.042	0.322
3450	8.033	0.840	4800	30.101	0.604	9500	461.867	0.305
3500	8.509	0.828	4900	32.689	0.591	10000	567.051	0.290
3550	9.006	0.816	5000	35.441	0.580			

The curves below show, for various temperatures, the fraction of radiant power as a function of wavelength. The function plotted is $P_\lambda/\Delta\lambda P_{tot}$, where P_λ is the power at wavelength λ in a small interval $\Delta\lambda$ (in μm), and P_{tot} is the total power.



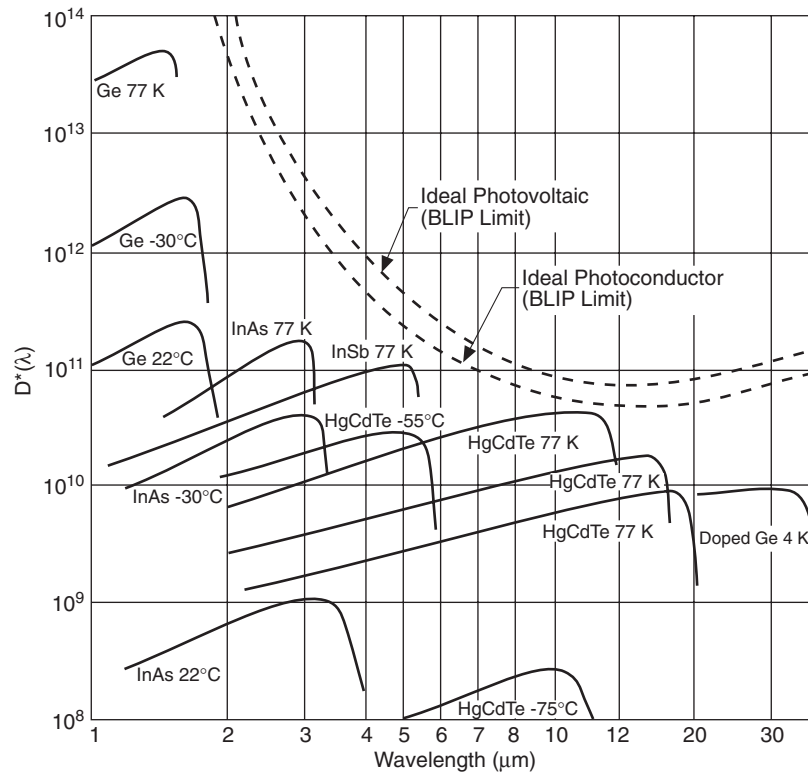
CHARACTERISTICS OF INFRARED DETECTORS

This graph summarizes the wavelength response of some semiconductors used as detectors for infrared radiation. The quantity $D^*(\lambda)$ is the signal to noise ratio for an incident radiant power density of 1 W/cm^2 and a bandwidth of 1 Hz (60° field of view). The Ge, InAs, and InSb detectors are photovoltaics, while the HgCdTe series are photoconductive devices. The cutoff wavelength of the latter can be varied by adjusting the relative amounts of Hg, Cd,

and Te (three examples are shown at 77 K). The graph also shows the theoretical background limited sensitivity for ideal detectors which introduce no intrinsic noise.

Reference

Infrared Detectors 1995, EG&G Judson, Montgomeryville, PA.



REFRACTIVE INDEX AND TRANSMITTANCE OF REPRESENTATIVE GLASSES

Typical values of the index of refraction and internal transmittance (fraction of light transmitted through a one centimeter thickness) are tabulated here for selected types of glasses, as well as for synthetic fused (vitreous) silica. Nominal compositions are given in the first part of the table. The second part gives the index of refraction, relative to air, and the internal transmittance for representative samples of each glass at wavelengths in the infrared, visible, and near-ultraviolet regions. It should be emphasized that wide variation of these parameters may be found among subtypes of each glass. More detailed data may be found in Reference 3.

Assuming that the Lambert-Beer Law is followed, the transmittance of a glass plate of thickness d (in centimeters) can be obtained by raising the transmittance value in the table to the power d .

References

1. Weber, M. J., *CRC Handbook of Laser Science and Technology*, Vol. IV, Part 2, CRC Press, Boca Raton, FL, 1988.
2. Gray, D. E., Ed., *American Institute of Physics Handbook, Third Edition*, McGraw Hill, New York, 1972.
3. *Schott Optical Glass*, Schott Glass Technologies, Inc., 400 York Ave., Duryea, PA 18642.
4. Kaye, G. W. C., and Laby, T. H., *Tables of Physical and Chemical Constants, 15th Edition*, Longman, London, 1986.

		Composition in percent by mass									
Type	Name	SiO ₂	B ₂ O ₃	Al ₂ O ₃	Na ₂ O	K ₂ O	CaO	BaO	ZnO	PbO	P ₂ O ₅
PK	Phosphate crown		3	10		12	5				70
PSK	Dense phosphate crown		3	5			4	28			60
BK	Borosilicate crown	70	10		8	8	1	3			
K	Crown	74			9	11	6				
ZK	Zinc crown	71			17				12		
BaK	Barium crown	60	3		3	10		19	5		
SK	Dense crown	39	15	5				41			
KF	Crown flint	67		2	16				3	12	
BaLF	Barium light flint	51			6	5		20	14	4	
SSK	Extra dense crown	35	10	5				42	8		
LLF	Extra light flint	63			5	8				24	
BaF	Barium flint	46				8		16	8	22	
LF	Light flint	53			5	8				34	
F	Flint	47			2	7				44	
BaSF	Dense barium flint	43			1	7		11	5	33	
SF	Dense flint	33				5				62	
KzFS	Short flint										
SiO ₂	Fused silica	100									

Type	Index of refraction				Transmittance of 1 cm plate			
	1.060 μm	546.1 nm	365.0 nm	312.6 nm	1.060 μm	546.1 nm	365.0 nm	310 nm
PK	1.51519	1.52736	1.54503	1.5574	0.997	0.998	0.987	0.46
PSK	1.54154	1.55440	1.57342	1.5868	0.996	0.998	0.984	0.46
BK	1.50669	1.51872	1.53627	1.5486	0.999	0.998	0.987	0.35
K	1.50091	1.51314	1.53189	1.5454	0.998	0.998	0.988	0.40
ZK	1.52220	1.53534	1.55588	1.5708	0.996	0.998	0.976	0.27
BaK	1.55695	1.57124	1.59407	1.6108	0.998	0.997	0.986	0.28
SK	1.59490	1.60994	1.63398		0.998	0.998	0.959	0.28
KF	1.50586	1.51978	1.54251	1.5600	0.998	0.996	0.989	0.49
BaLF	1.57579	1.59166	1.61804		0.996	0.998	0.933	0.010
SSK	1.60402	1.61993	1.64595		0.999	0.998	0.915	0.010
LaK	1.69710	1.71616	1.74573		0.999	0.998	0.882	0.17
LLF	1.52775	1.54344	1.57038		0.998	0.997	0.990	0.32
BaF	1.56873	1.58565	1.61524		0.999	0.997	0.992	0.004
LF	1.56594	1.58482	1.61926		0.999	0.998	0.981	0.008
F	1.58636	1.60718	1.64606		0.997	0.998	0.959	
BaSF	1.60889	1.62987	1.66926		0.999	0.998	0.857	
SF	1.71350	1.74620	1.8145		0.998	0.997	0.650	
KzFS	1.59680	1.61639	1.64849	1.6739		0.998	0.672	0.012
SiO ₂	1.44968	1.46008	1.47435 ^a	1.53430 ^b				

^a At 366.3 nm.

^b At 213.9 nm.

INDEX OF REFRACTION OF WATER

This table gives the index of refraction of liquid water at atmospheric pressure, relative to a vacuum, at several temperatures and wavelengths. It is generated from the formulation in Reference 1, which covers a wide range of temperature, pressure, and wavelength. The wavelengths listed here correspond to prominent lines of cadmium (226.50 and 361.05 nm), potassium (404.41 nm), sodium (589.00 nm), Ne (632.80 nm, from a helium - neon laser), and mercury (1.01398 μm).

References

1. Schiebener, P., Straub, J., Levelt Sengers, J. M. H., and Gallagher, J. S., *J. Phys. Chem. Ref. Data*, 19, 677, 1990; 19, 1617, 1990.
2. Marsh, K. N., Editor, *Recommended Reference Materials for the Realization of Physicochemical Properties*, Blackwell Scientific Publications, Oxford, 1987.

$t/^{\circ}\text{C}$	226.50 nm	361.05 nm	404.41 nm	589.00 nm	632.80 nm	1.01398 μm
0	1.39450	1.34896	1.34415	1.33432	1.33306	1.32612
10	1.39422	1.34870	1.34389	1.33408	1.33282	1.32591
20	1.39336	1.34795	1.34315	1.33336	1.33211	1.32524
30	1.39208	1.34682	1.34205	1.33230	1.33105	1.32424
40	1.39046	1.34540	1.34065	1.33095	1.32972	1.32296
50	1.38854	1.34373	1.33901	1.32937	1.32814	1.32145
60	1.38636	1.34184	1.33714	1.32757	1.32636	1.31974
70	1.38395	1.33974	1.33508	1.32559	1.32438	1.31784
80	1.38132	1.33746	1.33284	1.32342	1.32223	1.31576
90	1.37849	1.33501	1.33042	1.32109	1.31991	1.31353
100	1.37547	1.33239	1.32784	1.31861	1.31744	1.31114

INDEX OF REFRACTION OF LIQUIDS FOR CALIBRATION PURPOSES

This table gives the index of refraction of six liquids which are available in highly pure form and whose index of refraction has been accurately measured as a function of wavelength and temperature. They are therefore useful for calibration of refractometers. The estimated uncertainty in the values is:

2,2,4-Trimethylpentane	±0.00003
Hexadecane	±0.00008
<i>trans</i> -Bicyclo[4.0.0]decane	±0.00008
1-Methylnaphthalene	±0.00008
Toluene	±0.00003
Methylcyclohexane	±0.00003

Full details are given in the references. This table is reprinted from Reference 1 by permission of the International Union of Pure and Applied Chemistry.

References

1. Marsh, K. N., Editor, *Recommended Reference Materials for the Realization of Physicochemical Properties*, Blackwell Scientific Publications, Oxford, 1987.
2. Tilton, L. W., *J. Opt. Soc. Am.*, 32, 71, 1941.

λ nm	2,2,4-Trimethylpentane			Hexadecane		
	20°C	25°C	30°C	20°C	25°C	30°C
667.81	1.38916	1.38670	1.38424	1.43204	1.43001	1.42798
656.28	1.38945	1.38698	1.38452	1.43235	1.43032	1.42829
589.26	1.39145	1.38898	1.38650	1.43453	1.43250	1.43047
546.07	1.39316	1.39068	1.38820	1.43640	1.43436	1.43232
501.57	1.39544	1.39294	1.39044	1.43888	1.43684	1.43480
486.13	1.39639	1.39389	1.39138	1.43993	1.43788	1.43583
435.83	1.40029	1.39776	1.39523	1.44419	1.44213	1.44007

λ nm	<i>trans</i> -Bicyclo[4.4.0]decane			1-Methylnaphthalene		
	20°C	25°C	30°C	20°C	25°C	30°C
667.81	1.46654	1.46438	1.46222	1.60828	1.60592	1.60360
656.28	1.46688	1.46472	1.46256	1.60940	1.60703	1.60471
589.26	1.46932	1.46715	1.46498	1.61755	1.61512	1.61278
546.07	1.47141	1.46923	1.46705	1.62488	1.62240	1.62005
501.57	1.47420	1.47200	1.46980	1.63513	1.63259	1.63022
486.13	1.47535	1.47315	1.47095	1.63958	1.63701	1.63463
435.83	1.48011	1.47789	1.47567		1.65627	1.65386

λ nm	Toluene			Methylcyclohexane		
	20°C	25°C	30°C	20°C	25°C	30°C
667.81	1.49180	1.48903	1.48619	1.42064	1.41812	1.41560
656.28	1.49243	1.48966	1.48682	1.42094	1.41842	1.41591
589.26	1.49693	1.49413	1.49126	1.42312	1.42058	1.41806
546.07	1.50086	1.49803	1.49514	1.42497	1.42243	1.41989
501.57	1.50620	1.50334	1.50041	1.42744	1.42488	1.42233
486.13	1.50847	1.50559	1.50265	1.42847	1.42590	1.42334
435.83	1.51800	1.51506	1.51206	1.43269	1.43010	1.42752

INDEX OF REFRACTION OF AIR

This is a table of the index of refraction n of dry air at 15°C and a pressure of 101.325 kPa and containing 0.045% by volume of carbon dioxide (“standard air”). The index of refraction is defined by $n = \lambda_{\text{vac}} / \lambda_{\text{air}}$ where λ is the wavelength of the radiation. The index is calculated from the expression

$$(n-1) \times 10^8 = 8342.54 + 2406147(130 - \sigma^2)^{-1} + 15998(38.9 - \sigma^2)^{-1}$$

where $\sigma = 1/\lambda_{\text{vac}}$ and λ_{vac} has units of μm . The equation is valid for λ_{vac} from 200 nm to 2 μm . The table also gives the correction $(n-1)\lambda_{\text{air}}$ which must be added to the wavelength in air to obtain λ_{vac} .

If the air is at a temperature t in °C (ITS-90) and a pressure p in pascals, a value of $(n - 1)$ from this table should be multiplied by

$$p[1 + p(60.1 - 0.972t) \times 10^{-10}]/96095.43(1 + 0.003661t)$$

References

1. Birch, K. P., and Downs, M. J., *Metrologia*, 31, 315, 1994.
2. Edlen, B., *Metrologia* 2, 71, 1966.

λ_{vac}	$(n-1) \times 10^8$	$\lambda_{\text{vac}} - \lambda_{\text{air}}$	λ_{vac}	$(n-1) \times 10^8$	$\lambda_{\text{vac}} - \lambda_{\text{air}}$	λ_{vac}	$(n-1) \times 10^8$	$\lambda_{\text{vac}} - \lambda_{\text{air}}$
200 nm	32409	0.06480 nm	540	27804	0.15010	880	27462	0.24160
210	31748	0.06665	550	27784	0.15277	890	27458	0.24431
220	31226	0.06868	560	27765	0.15544	900	27454	0.24701
230	30801	0.07082	570	27747	0.15811	910	27449	0.24972
240	30447	0.07305	580	27730	0.16079	920	27445	0.25243
250	30148	0.07535	590	27714	0.16347	930	27441	0.25513
260	29892	0.07769	600	27698	0.16614	940	27437	0.25784
270	29670	0.08009	610	27684	0.16882	950	27434	0.26055
280	29477	0.08251	620	27670	0.17151	960	27430	0.26326
290	29307	0.08497	630	27657	0.17419	970	27427	0.26597
300	29157	0.08745	640	27644	0.17688	980	27423	0.26868
310	29023	0.08995	650	27632	0.17956	990	27420	0.27138
320	28904	0.09247	660	27621	0.18225			
330	28796	0.09500	670	27610	0.18494	1.00 μm	27417	0.0002741
340	28700	0.09755	680	27600	0.18763	1.05	27402	0.0002876
350	28612	0.10011	690	27590	0.19032	1.10	27390	0.0003012
360	28532	0.10269	700	27581	0.19301	1.15	27379	0.0003148
370	28460	0.10527	710	27572	0.19570	1.20	27370	0.0003283
380	28393	0.10786	720	27563	0.19840	1.25	27361	0.0003419
390	28332	0.11046	730	27555	0.20109	1.30	27354	0.0003555
400	28276	0.11307	740	27547	0.20379	1.35	27347	0.0003691
410	28224	0.11569	750	27539	0.20649	1.40	27341	0.0003827
420	28177	0.11831	760	27532	0.20918	1.45	27336	0.0003963
430	28132	0.12094	770	27525	0.21188	1.50	27331	0.0004099
440	28091	0.12357	780	27518	0.21458	1.55	27327	0.0004234
450	28053	0.12620	790	27511	0.21728	1.60	27323	0.0004370
460	28018	0.12885	800	27505	0.21998	1.65	27319	0.0004506
470	27985	0.13149	810	27499	0.22268	1.70	27316	0.0004642
480	27954	0.13414	820	27493	0.22538	1.75	27313	0.0004778
490	27925	0.13679	830	27488	0.22808	1.80	27310	0.0004914
500	27897	0.13945	840	27482	0.23079	1.85	27307	0.0005050
510	27872	0.14211	850	27477	0.23349	1.90	27305	0.0005187
520	27848	0.14477	860	27472	0.23619	1.95	27303	0.0005323
530	27825	0.14743	870	27467	0.23890	2.00	27301	0.0005459

CHARACTERISTICS OF LASER SOURCES

William F. Krupke

Light Amplification by Stimulated Emission of Radiation was first demonstrated by Maiman in 1960, the result of a population inversion produced between energy levels of chromium ions in a ruby crystal when irradiated with a xenon flashlamp. Since then population inversions and coherent emission have been generated in literally thousands of substances (neutral and ionized gases, liquids, and solids) using a variety of incoherent excitation techniques (optical pumping, electrical discharges, gas-dynamic flow, electron-beams, chemical reactions, nuclear decay).

The extrema of laser output parameters which have been demonstrated to date and the laser media used are summarized in Table 1. Note that the extreme power and energy parameters listed in this table were attained with laser *systems* rather than with simple laser oscillators.

Laser sources are commonly classified in terms of the state-of-matter of the active medium: gas, liquid, and solid. Each of these classes is further subdivided into one or more types as shown in Table 2. A well-known representative example of each type of laser is also given in Table 2 together with its nominal operation wavelength and the methods by which it is pumped.

The various lasers together cover a wide spectral range from the far ultraviolet to the far infrared. The particular wavelength of emission (usually a narrow line) is presented for some six dozen lasers in Figures 1A and 1B.

By suitably designing the excitation source and/or by controlling the laser resonator structure, laser systems can provide continuous or pulsed radiation as shown in Table 3.

Besides the method of excitation and the temporal behavior of a laser, there are many other parameters that characterize its operation and efficiency, as shown in Tables 4 and 5.

Although many lasers only emit in one or more narrow spectral "lines", an increasing number of lasers can be tuned by changing the composition or the pressure of the medium, or by varying the wavelength of the pump bands. The spectral regions in which these tunable lasers operate are presented in Figure 2.

References

Krupke, W. F., in *Handbook of Laser Science and Technology*, Vol. I, Weber, M. J., Ed., CRC Press, Boca Raton, FL, 1986.

TABLE 1. Extrema of Output Parameters of Laser Devices or Systems

Parameter	Value	Laser medium
Peak power	1×10^{14} W (collimated)	Nd:glass
Peak power density	10^{18} W/cm ² (focused)	Nd:glass
Pulse energy	$>10^5$ J	CO ₂ , Nd:glass
Average power	10^5 W	CO ₂
Pulse duration	3×10^{-15} s continuous wave (cw)	Rh6G dye; various gases, liquids, solids
Wavelength	60 nm \leftrightarrow 385 μ m	Many required
Efficiency (nonlaser pumped)	70%	CO
Beam quality	Diffraction limited	Various gases, liquids, solids
Spectral linewidth	20 Hz (for 10^{-1} s)	Neon-helium
Spatial coherence	10 m	Ruby

TABLE 2. Classes, Types, and Representative Examples of Laser Sources

Class	Type (characteristic)	Representative example	Nominal operating wavelength (nm)	Method(s) of excitation
Gas	Atom, neutral (electronic transition)	Neon-Helium (Ne-He)	633	Glow discharge
	Atom, ionic (electronic transition)	Argon (Ar ⁺)	488	Arc discharge
	Molecule, neutral (electronic transition)	Krypton fluoride (KrF)	248	Glow discharge; e-beam
	Molecule, neutral (vibrational transition)	Carbon dioxide (CO ₂)	10600	Glow discharge; gasdynamic flow
	Molecule, neutral (rotational transition)	Methyl fluoride (CH ₃ F)	496000	Laser pumping
Liquid	Molecule, ionic (electronic transition)	Nitrogen ion (N ₂ ⁺)	420	E-beam
	Organic solvent (dye-chromophore)	Rhodamine dye (Rh6G)	580–610	Flashlamp; laser pumping
	Organic solvent (rare earth chelate)	Europium:TTF	612	Flashlamp
	Inorganic solvent (trivalent rare earth ion)	Neodymium:POCl ₄	1060	Flashlamp
Solid	Insulator, crystal (impurity)	Neodymium:YAG	1064	Flashlamp, arc lamp
	Insulator, crystal (stoichiometric)	Neodymium:UP(NdP ₅ O ₁₄)	1052	Flashlamp
	Insulator, crystal (color center)	F ₂ ⁻ :LiF	1120	Laser pumping
	Insulator, amorphous (impurity)	Neodymium:glass	1061	Flashlamp
	Semiconductor (p-n junction)	GaAs	820	Injection current
	Semiconductor (electron-hole plasma)	GaAs	890	E-beam, laser pumping

TABLE 3. Temporal Characteristics of Lasers and Laser Systems

Form	Technique	Pulse width range (s)
Continuous wave	Excitation is continuous; resonator Q is held constant at some moderate value	∞
Pulsed	Excitation is pulsed; resonator Q is held constant at some moderate value	$10^{-8} - 10^{-3}$
Q-Switched	Excitation is continuous or pulsed; resonator Q is switched from a very low value to a moderate value	$10^{-8} - 10^{-6}$
Cavity dumped	Excitation is continuous or pulsed; resonator Q is switched from a very high value to a low value	$10^{-7} - 10^{-5}$
Mode locked	Excitation is continuous or pulsed; phase or loss of the resonator modes is modulated at a rate related to the resonator transit time	$10^{-12} - 10^{-9}$

TABLE 4. Properties and Performance of Some Continuous Wave (CW) Lasers

Parameter	Unit	Gas			Liquid	Solid	
		Neon helium	Argon ion	Carbon dioxide	Rhodamine 6G dye	Nd:YAG	GaAs
Excitation method		DC discharge	DC discharge	DC discharge	Ar ⁺ laser pump	Krypton arc lamp	DC injection
Gain medium composition		Neon:helium	Argon	CO ₂ :N ₂ :He	Rh 6G:H ₂ O	Nd:YAG	p:n:GaAs
Gain medium density	Torr ions/cm ³	0.1:1.0	0.4	0.4:0.8:5.0	2(18):2(22)	1.5(20):2(22)	2(19):3(18):3(22)
Wavelength	nm	633	488	10600	590	1064	810
Laser cross-section	cm ²	3(-13)	1.6(-12)	1.5(-16)	1.8(-16)	7(-19)	~6(-15)
Radiative lifetime (upper level)	s	~1(-7)	7.5(-9)	4(-3)	6.5(-9)	2.6(-4)	~1(-9)
Decay lifetime (upper level)	s	~1(-7)	~5.0(-9)	~4(-3)	6.0(-9)	2.3(-4)	~1(-9)
Gain bandwidth	nm	2(-3)	5(-3)	1.6(-2)	80	0.5	10
Type, gain saturation		Inhomogeneous	Inhomogeneous	Homogeneous	Homogeneous	Homogeneous	Homogeneous
Homogeneous saturation flux	W cm ⁻²			~20	3(5)	2.3(3)	~2(4)
Decay lifetime (lower level)	s	~1(-8)	~4(-10)	~5(-6)	<1(-12)	<1(-7)	<1(-12)
Inversion density	cm ⁻³	~1(9)	2(10)	2(15)	2(16)	6(16)	1(16)
Small signal gain coefficient	cm ⁻¹	~1(-3)	~3(-2)	1(-2)	4	5(-2)	40
Pump power density	W cm ⁻³	3	900	0.15	1(6)	150	7(7)
Output power density	W cm ⁻³	2.6(-3)	~1	2(-2)	3(5)	95	5(6)
Laser size (diameter: length)	cm:cm	0.5:100	0.3:100	5.0:600	1(-3):0.3	0.6:10	5(-4):7(-3);2(-2) ^a
Excitation current/voltage	A/V	3(-2):2(3)	30:300	0.1:1.5(4)		90:125	1.0/1.7
Excitation current density	A cm ⁻²	0.15	600	6(-3)		140	4.5(3)
Excitation power	W	60	9(3)	1.5(3)	4	1.1(4)	1.7
Output power	W	0.06	10	240	0.3	300	0.12
Efficiency	%	0.1	0.1	13	7	2.6	7

^a Junction thickness:width:length.^b Pressure dependent.

TABLE 5. Properties and Performance of Some Pulsed Lasers

Parameter	Unit	Gas				Liquid	Solid	
		Carbon dioxide		Krypton fluoride		Rhodamine 6G	Nd:YAG	Nd:glass
Excitation method		TEA-discharge	E- beam/sust.	Glow discharge	E-beam	Xenon flashlamp	Xenon flashlamp	Xenon flashlamp
Gain medium composition		CO ₂ :N ₂ :He	CO ₂ :N ₂ :He	He:Kr:F ₂	Ar:Kr:F ₂	Rh6G:alcohol	Nd:YAG	Nd:Glass
Gain medium density	torr	100:50:600	240:240:320	1070:70:3	1235:52:3			–
	ions/cm ³					1(18):1.5(22)	1.5(20):1(22)	3(20):2(22)
Wavelength	nm	10600	10600	249	249	590	1064	1061
Laser cross-section	cm ²	2(-18)	2(-18)	2(-16)	2(-16)	1.8(-16)	7(-19)	2.8(-20)
Radiative lifetime (upper level)	s	4(-3)	4(-3)	7(-9)	7(-9)	6.5(-9)	2.6(-4)	4.1(-4)
Decay lifetime (upper level)	s	~1(-4)	5(-5)	2(-9)	3(-9)	6.0(-9)	2.3(-4)	3.7(-4)
Gain bandwidth	nm	1	1	2	2	80	0.5	26
Homogeneous saturation fluence	J/cm ²	0.2	0.2	4(-3)	4(-3)	2(-3)	0.6	~5
Decay lifetime (lower level)	s	5(-8) ^a	1(-8) ^a	<1(-12)	<1(-12)	<1(-12)	<1(-7)	<1(-8)
Inversion density	cm ⁻³	3(17)	6(17)	4(14)	2(14)	2(16)	4(17)	3(18)
Small signal gain coefficient	cm ⁻¹	2(-2)	4(-2)	8–92)	4(-2)	4	0.3	8(-2)
Medium excitation energy density	J/cm ³	0.1	0.36	0.15	0.13	2.8	0.15	0.6
Output energy density	J/cm ³	2(-2)	1.8(-2)	1.5(-3)	1.2(-2)	0.85	5(-2)	2(-2)
Laser dimensions	cm: cm: cm	4.5:4.5:87	10:10:100	1.5:4.5:100	8.5:10:100	1.2:25	0.6:7.5	0.6:8.3
Excitation current/voltage	A/V	6(4)/3.3(3)	2.4(4)/4(4)	2.5(4)/1.5(5)	1.2(4)/2.5(5)	2(5)/2.5(4)		
Excitation current density	A cm ²	8.5	22	170	11.5	2.6(3)		
Excitation peak power	W	2(8)	9(8)	4(9)	3(9)	5.4(9)	4(4)	9(4)
Output pulse energy	J	35	180	1	102	32	0.1	1.0
Output pulse length	s	1(-6)	4(-6)	2.5(-8)	6(-7)	3.2(-6)	2(-8)	1(-4)
Output pulse power	W	3.5(7)	4(7)	4(7)	2(8)	1(7)	5(6)	1(4)
Efficiency	%	17	5	1	10 ^b	0.2	1.5	3.7

^a Pressure dependent.

^b Intrinsic efficiency ≡ energy output/energy deposited in gas.

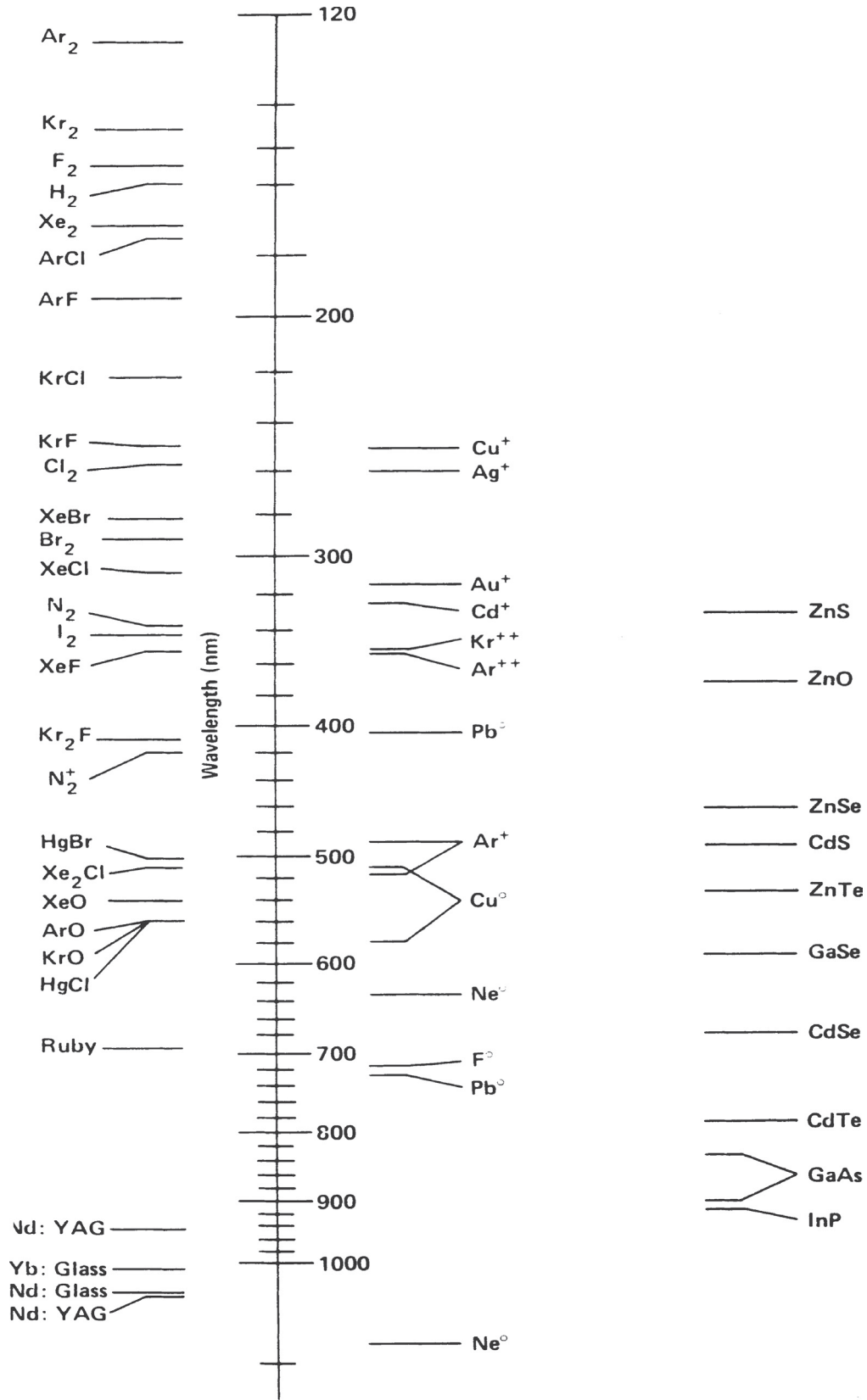


FIGURE 1A. Wavelengths of lasers operating in the 120 to 1200 nm spectral region.

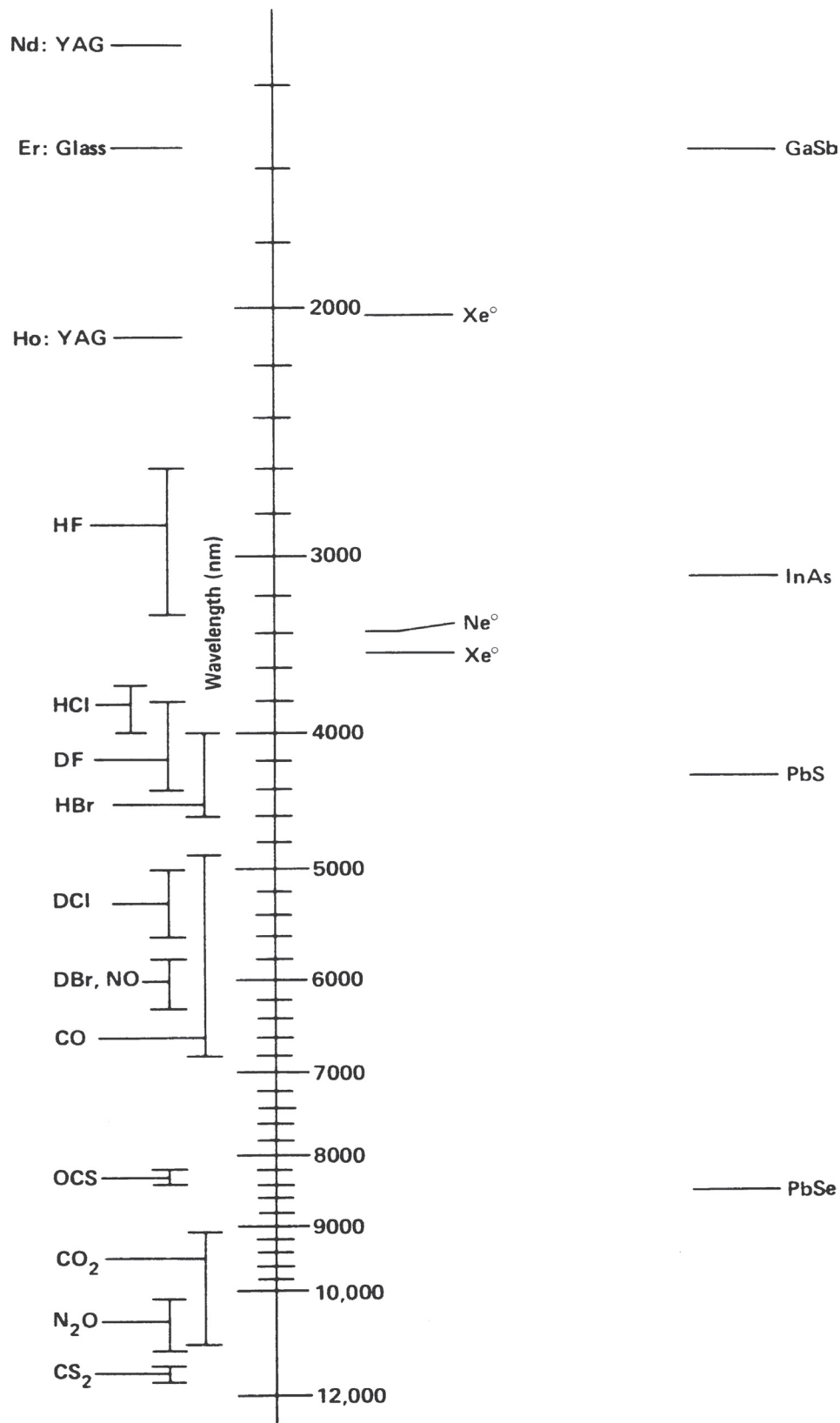


FIGURE 1B. Wavelength of lasers operating in the 1300 to 12,000 nm spectral region.

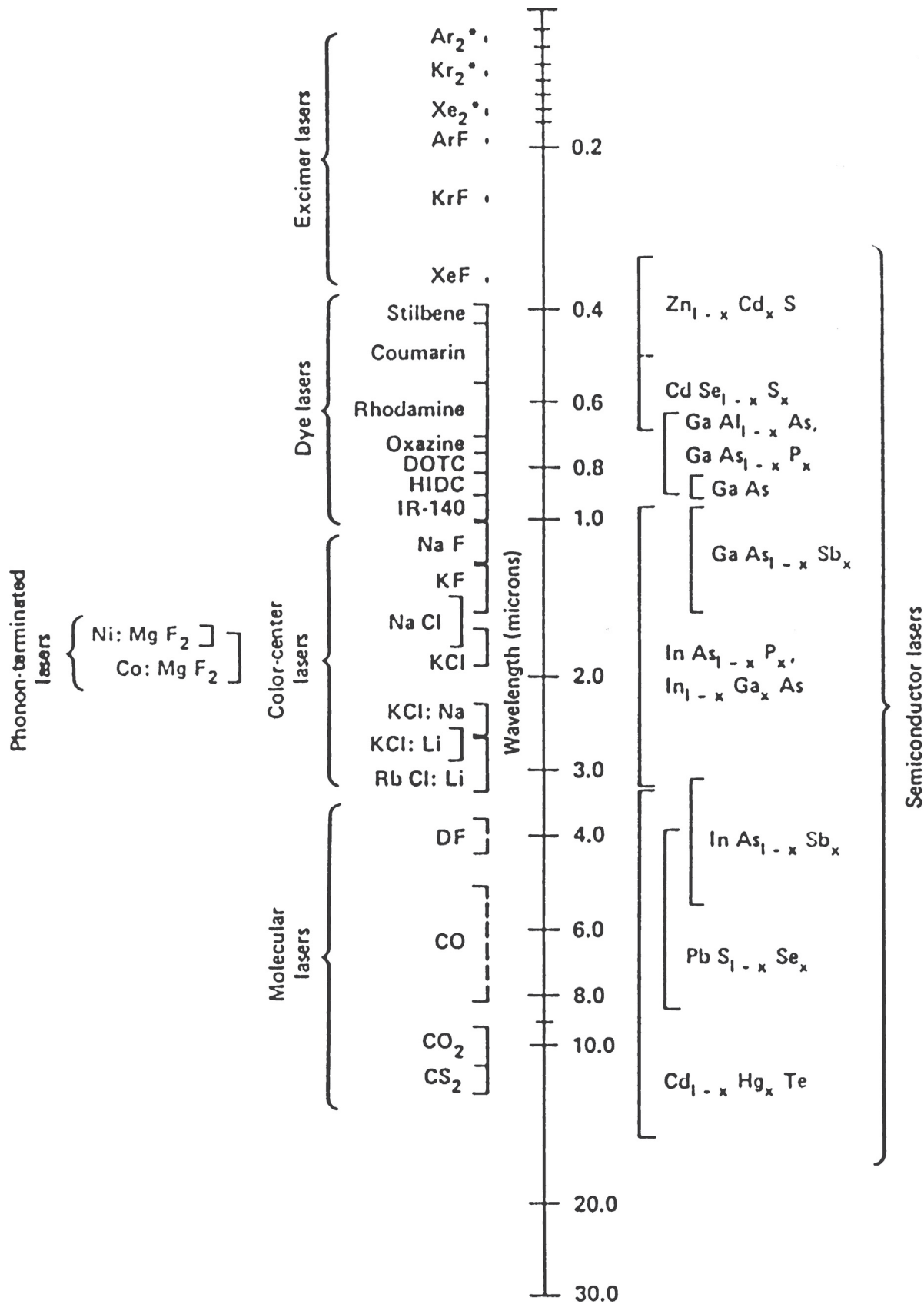


FIGURE 2. Spectral tuning ranges of various types of tunable lasers.

INFRARED LASER FREQUENCIES

Arthur Maki

The CO₂ laser has been the subject of a number of very accurate frequency measurements. Most of the earlier measurements are given by Bradley et al.¹ That analysis was based on a single absolute frequency measurement and many laser frequency differences. New measurements of the methane frequency²⁻⁴ have made it necessary to slightly revise that single absolute frequency measurement. In addition, there have been several other absolute frequency measurements⁵⁻⁷ that have been used here to improve the accuracy of the present tables. New frequency difference measurements have also been added to the database used for the present tables.⁸

References

- Bradley, L. C., Soohoo, K. L., and Freed, C., *IEEE J. Quantum Electron.*, QE-22, 234–267, 1986.
- Clairon, A., Dahmani, B., Filimon, A., and Rutman, J., *IEEE Trans. Inst. Meas.*, IM-34, 265–268, 1985.
- Weiss, C. O., Kramer, G., Lipphardt, B., and Garcia, E., *IEEE J. Quantum Electron.*, QE-24, 1970–1972, 1988.
- Bagayev, S. N., Baklanov, A. E., Chebotayev, V. P., and Dychkov, A. S., *Appl. Phys.*, B-48, 31–35, 1989.
- Blaney, T. G., Bradley, C. C., Edwards, G. J., Jolliffe, B. W., Knight, D. J. E., Rowley, W. R. C., Shotten, K. C., and Woods, P. T., *Proc. R. Soc. Lond.*, A-355, 61–88, 1977.
- Chardonnet, Ch., Van Lerberghe, A., and Bordé, Ch. J., *Opt. Comm.*, 58, 333-337, 1986.
- Clairon, A., Acef, O., Chardonnet, Ch., and Bordé, Ch. J., *Frequency Standards and Metrology*, De Marchi, A., Ed., Springer-Verlag, Berlin, Heidelberg, 1989, p. 212.
- Evenson, K., private communication.

Frequencies for the 00⁰1-(10⁰0,02⁰)_I and 00⁰1-(10⁰0,02⁰)_{II} Bands of ¹²C¹⁶O₂ with the Estimated 2-σ Uncertainties

Line	Band I frequency (MHz)	Uncertainty (MHz)	Line	Band II frequency (MHz)	Uncertainty (MHz)
P(70)	26721305.4647	0.1680	P(70)	29789856.3783	0.0308
P(68)	26794232.6712	0.1217	P(68)	29861850.7690	0.0192
P(66)	26866318.8073	0.0867	P(66)	29933216.1760	0.0122
P(64)	26937571.7234	0.0606	P(64)	30003944.2861	0.0086
P(62)	27007998.9216	0.0415	P(62)	30074026.9127	0.0072
P(60)	27077607.5643	0.0279	P(60)	30143456.0039	0.0066
P(58)	27146404.4834	0.0185	P(58)	30212223.6504	0.0061
P(56)	27214396.1873	0.0121	P(56)	30280322.0930	0.0055
P(54)	27281588.8696	0.0081	P(54)	30347743.7306	0.0049
P(52)	27347988.4161	0.0057	P(52)	30414481.1273	0.0044
P(50)	27413600.4119	0.0043	P(50)	30480527.0196	0.0041
P(48)	27478430.1487	0.0036	P(48)	30545874.3239	0.0039
P(46)	27542482.6310	0.0032	P(46)	30610516.1429	0.0039
P(44)	27605762.5826	0.0030	P(44)	30674445.7724	0.0039
P(42)	27668274.4525	0.0028	P(42)	30737656.7080	0.0039
P(40)	27730022.4206	0.0027	P(40)	30800142.6511	0.0039
P(38)	27791010.4036	0.0026	P(38)	30861897.5150	0.0038
P(36)	27851242.0594	0.0025	P(36)	30922915.4310	0.0037
P(34)	27910720.7927	0.0024	P(34)	30983190.7534	0.0037
P(32)	27969449.7593	0.0023	P(32)	31042718.0652	0.0037
P(30)	28027431.8708	0.0022	P(30)	31101492.1833	0.0036
P(28)	28084669.7981	0.0021	P(28)	31159508.1631	0.0037
P(26)	28141165.9762	0.0020	P(26)	31216761.3029	0.0037
P(24)	28196922.6067	0.0019	P(24)	31273247.1487	0.0037
P(22)	28251941.6622	0.0017	P(22)	31328961.4978	0.0037
P(20)	28306224.8888	0.0016	P(20)	31383900.4028	0.0037
P(18)	28359773.8090	0.0014	P(18)	31438060.1749	0.0037
P(16)	28412589.7245	0.0012	P(16)	31491437.3872	0.0036
P(14)	28464673.7184	0.0011	P(14)	31544028.8776	0.0036
P(12)	28516026.6574	0.0009	P(12)	31595831.7516	0.0036
P(10)	28566649.1935	0.0008	P(10)	31646843.3843	0.0035
P(8)	28616541.7661	0.0008	P(8)	31697061.4225	0.0035
P(6)	28665704.6027	0.0008	P(6)	31746483.7868	0.0035
P(4)	28714137.7205	0.0008	P(4)	31795108.6724	0.0035
P(2)	28761840.9272	0.0008	P(2)	31842934.5511	0.0035
R(0)	28832026.2198	0.0008	R(0)	31913172.5691	0.0035
R(2)	28877902.4382	0.0007	R(2)	31958996.0621	0.0034
R(4)	28923046.4303	0.0006	R(4)	32004017.3822	0.0034

Line	Band I frequency (MHz)	Uncertainty (MHz)	Line	Band II frequency (MHz)	Uncertainty (MHz)
R(6)	28967457.0657	0.0005	R(6)	32048236.2498	0.0034
R(8)	29011133.0054	0.0003	R(8)	32091652.6619	0.0034
R(10)	29054072.7010	0.0001	R(10)	32134266.8917	0.0034
R(12)	29096274.3935	0.0003	R(12)	32176079.4878	0.0034
R(14)	29137736.1129	0.0005	R(14)	32217091.2721	0.0035
R(16)	29178455.6759	0.0007	R(16)	32257303.3386	0.0036
R(18)	29218430.6852	0.0009	R(18)	32296717.0510	0.0037
R(20)	29257658.5269	0.0010	R(20)	32335334.0408	0.0038
R(22)	29296136.3689	0.0011	R(22)	32373156.2044	0.0039
R(24)	29333861.1583	0.0012	R(24)	32410185.7003	0.0041
R(26)	29370829.6191	0.0011	R(26)	32446424.9459	0.0042
R(28)	29407038.2491	0.0011	R(28)	32481876.6140	0.0042
R(30)	29442483.3168	0.0011	R(30)	32516543.6293	0.0042
R(32)	29477160.8582	0.0012	R(32)	32550429.1641	0.0042
R(34)	29511066.6733	0.0013	R(34)	32583536.6340	0.0042
R(36)	29544196.3221	0.0015	R(36)	32615869.6937	0.0041
R(38)	29576545.1205	0.0017	R(38)	32647432.2320	0.0040
R(40)	29608108.1360	0.0019	R(40)	32678228.3665	0.0039
R(42)	29638880.1831	0.0022	R(42)	32708262.4386	0.0038
R(44)	29668855.8183	0.0024	R(44)	32737539.0081	0.0039
R(46)	29698029.3350	0.0027	R(46)	32766062.8469	0.0041
R(48)	29726394.7582	0.0032	R(48)	32793838.9334	0.0045
R(50)	29753945.8385	0.0037	R(50)	32820872.4463	0.0055
R(52)	29780676.0464	0.0042	R(52)	32847168.7576	0.0071
R(54)	29806578.5659	0.0047	R(54)	32872733.4269	0.0099
R(56)	29831646.2878	0.0052	R(56)	32897572.1935	0.0141
R(58)	29855871.8032	0.0058	R(58)	32921690.9701	0.0202
R(60)	29879247.3960	0.0074	R(60)	32945095.8355	0.0288
R(62)	29901765.0357	0.0113	R(62)	32967793.0268	0.0407
R(64)	29923416.3695	0.0186	R(64)	32989788.9322	0.0567
R(66)	29944192.7145	0.0302	R(66)	33011090.0831	0.0780
R(68)	29964085.0488	0.0475	R(68)	33031703.1467	0.1060
R(70)	29983084.0036	0.0720	R(70)	33051634.9172	0.1423

Frequencies for the $00^{\circ}1-(10^{\circ}0,02^{\circ}0)_I$ and $00^{\circ}1-(10^{\circ}0,02^{\circ}0)_{II}$ Bands of $^{13}C^{16}O_2$ with the Estimated 2- σ Uncertainties

P(66)	25523832.1808	0.7836	P(66)	28512082.5283	1.2894
P(64)	25590013.4703	0.5415	P(64)	28585121.9396	0.9194
P(62)	25655543.6502	0.3629	P(62)	28657449.4180	0.6420
P(60)	25720428.2487	0.2339	P(60)	28729056.6374	0.4375
P(58)	25784672.4840	0.1430	P(58)	28799935.4147	0.2897
P(56)	25848281.2771	0.0810	P(56)	28870077.7187	0.1853
P(54)	25911259.2627	0.0405	P(54)	28939475.6771	0.1135
P(52)	25973610.8005	0.0157	P(52)	29008121.5846	0.0659
P(50)	26035339.9857	0.0045	P(50)	29076007.9109	0.0357
P(48)	26096450.6582	0.0079	P(48)	29143127.3077	0.0180
P(46)	26156946.4123	0.0101	P(46)	29209472.6164	0.0090
P(44)	26216830.6053	0.0101	P(44)	29275036.8754	0.0058
P(42)	26276106.3655	0.0090	P(42)	29339813.3270	0.0050
P(40)	26334776.6003	0.0077	P(40)	29403795.4243	0.0044
P(38)	26392844.0030	0.0068	P(38)	29466976.8383	0.0037
P(36)	26450311.0599	0.0063	P(36)	29529351.4635	0.0032
P(34)	26507180.0565	0.0061	P(34)	29590913.4252	0.0029
P(32)	26563453.0836	0.0060	P(32)	29651657.0844	0.0028
P(30)	26619132.0428	0.0058	P(30)	29711577.0447	0.0028
P(28)	26674218.6515	0.0055	P(28)	29770668.1566	0.0031
P(26)	26728714.4479	0.0054	P(26)	29828925.5239	0.0035
P(24)	26782620.7952	0.0054	P(24)	29886344.5074	0.0041
P(22)	26835938.8858	0.0054	P(22)	29942920.7308	0.0046
P(20)	26888669.7451	0.0055	P(20)	29998650.0838	0.0051
P(18)	26940814.2347	0.0055	P(18)	30053528.7271	0.0054

Line	Band I frequency (MHz)	Uncertainty (MHz)	Line	Band II frequency (MHz)	Uncertainty (MHz)
P(16)	26992373.0555	0.0055	P(16)	30107553.0955	0.0055
P(14)	27043346.7508	0.0054	P(14)	30160719.9016	0.0055
P(12)	27093735.7083	0.0052	P(12)	30213026.1388	0.0054
P(10)	27143540.1624	0.0051	P(10)	30264469.0839	0.0054
P(8)	27192760.1962	0.0049	P(8)	30315046.2994	0.0054
P(6)	27241395.7431	0.0048	P(6)	30364755.6359	0.0055
P(4)	27289446.5880	0.0047	P(4)	30413595.2335	0.0056
P(2)	27336912.3682	0.0046	P(2)	30461563.5231	0.0057
R(0)	27407012.8882	0.0045	P(0)	30531879.5415	0.0057
R(2)	27453013.4589	0.0043	P(2)	30577664.6138	0.0056
R(4)	27498426.5430	0.0040	P(4)	30622575.1885	0.0054
R(6)	27543251.1200	0.0037	P(6)	30666611.0128	0.0051
R(8)	27587486.0225	0.0034	P(8)	30709772.1257	0.0047
R(10)	27631129.9356	0.0031	P(10)	30752058.8571	0.0045
R(12)	27674181.3963	0.0029	P(12)	30793471.8269	0.0044
R(14)	27716638.7917	0.0029	P(14)	30834011.9425	0.0043
R(16)	27758500.3577	0.0029	P(16)	30873680.3976	0.0044
R(18)	27799764.1770	0.0029	P(18)	30912478.6694	0.0044
R(20)	27840428.1773	0.0030	P(20)	30950408.5159	0.0044
R(22)	27880490.1283	0.0029	P(22)	30987471.9732	0.0043
R(24)	27919947.6395	0.0029	P(24)	31023671.3517	0.0042
R(26)	27958798.1567	0.0028	P(26)	31059009.2327	0.0042
R(28)	27997038.9591	0.0028	P(28)	31093488.4642	0.0042
R(30)	28034667.1551	0.0027	P(30)	31127112.1569	0.0043
R(32)	28071679.6785	0.0027	P(32)	31159883.6793	0.0045
R(34)	28108073.2842	0.0026	P(34)	31191806.6529	0.0046
R(36)	28143844.5432	0.0026	P(36)	31222884.9469	0.0048
R(38)	28178989.8377	0.0026	P(38)	31253122.6730	0.0053
R(40)	28213505.3554	0.0028	P(40)	31282524.1795	0.0061
R(42)	28247387.0838	0.0033	P(42)	31311094.0452	0.0077
R(44)	28280630.8035	0.0046	P(44)	31338837.0736	0.0108
R(46)	28313232.0818	0.0083	P(46)	31365758.2858	0.0173
R(48)	28345186.2652	0.0161	P(48)	31391862.9147	0.0295
R(50)	28376488.4720	0.0301	P(50)	31417156.3972	0.0505
R(52)	28407133.5839	0.0531	P(52)	31441644.3679	0.0845
R(54)	28437116.2372	0.0887	P(54)	31465332.6516	0.1366
R(56)	28466430.8141	0.1419	P(56)	31488227.2557	0.2138
R(58)	28495071.4324	0.2188	P(58)	31510334.3631	0.3247
R(60)	28523031.9357	0.3271	P(60)	31531660.3243	0.4800
R(62)	28550305.8819	0.4763	P(62)	31552211.6497	0.6932
R(64)	28576886.5323	0.6781	P(64)	31571995.0017	0.9805
R(66)	28602766.8393	0.9467	P(66)	31591017.1868	1.3619

Frequencies for the $00^{\circ}1-(10^{\circ}0,02^{\circ}0)_I$ and $00^{\circ}1-(10^{\circ}0,02^{\circ}0)_{II}$ Bands of $^{12}\text{C}^{18}\text{O}_2$ with the Estimated 2- σ Uncertainties

P(70)	27045326.3119	0.4540	P(70)	30695237.5856	0.0858
P(68)	27114914.0922	0.3324	P(68)	30755520.2231	0.0570
P(66)	27183635.7945	0.2392	P(66)	30815311.4928	0.0364
P(64)	27251496.4118	0.1688	P(64)	30874607.2084	0.0223
P(62)	27318500.7361	0.1165	P(62)	30933403.2309	0.0131
P(60)	27384653.3618	0.0783	P(60)	30991695.4724	0.0075
P(58)	27449958.6881	0.0510	P(58)	31049479.9009	0.0049
P(56)	27514420.9224	0.0319	P(56)	31106752.5446	0.0041
P(54)	27578044.0828	0.0191	P(54)	31163509.4964	0.0040
P(52)	27640832.0010	0.0108	P(52)	31219746.9183	0.0040
P(50)	27702788.3248	0.0059	P(50)	31275461.0455	0.0039
P(48)	27763916.5206	0.0035	P(48)	31330648.1908	0.0039
P(46)	27824219.8762	0.0028	P(46)	31385304.7490	0.0039
P(44)	27883701.5029	0.0026	P(44)	31439427.2006	0.0039
P(42)	27942364.3379	0.0025	P(42)	31493012.1163	0.0038
P(40)	28000211.1464	0.0024	P(40)	31546056.1605	0.0038

Line	Band I frequency (MHz)	Uncertainty (MHz)	Line	Band II frequency (MHz)	Uncertainty (MHz)
P(38)	28057244.5242	0.0022	P(38)	31598556.0954	0.0037
P(36)	28113466.8992	0.0021	P(36)	31650508.7847	0.0037
P(34)	28168880.5335	0.0020	P(34)	31701911.1970	0.0037
P(32)	28223487.5256	0.0019	P(32)	31752760.4093	0.0037
P(30)	28277289.8118	0.0017	P(30)	31803053.6105	0.0037
P(28)	28330289.1679	0.0016	P(28)	31852788.1043	0.0038
P(26)	28382487.2111	0.0015	P(26)	31901961.3125	0.0038
P(24)	28433885.4012	0.0013	P(24)	31950570.7773	0.0038
P(22)	28484485.0420	0.0012	P(22)	31998614.1649	0.0038
P(20)	28534287.2828	0.0011	P(20)	32046089.2669	0.0037
P(18)	28583293.1193	0.0010	P(18)	32092994.0036	0.0037
P(16)	28631503.3952	0.0010	P(16)	32139326.4254	0.0036
P(14)	28678918.8025	0.0009	P(14)	32185084.7154	0.0036
P(12)	28725539.8830	0.0010	P(12)	32230267.1907	0.0036
P(10)	28771367.0288	0.0010	P(10)	32274872.3041	0.0037
P(8)	28816400.4829	0.0010	P(8)	32318898.6455	0.0038
P(6)	28860640.3403	0.0011	P(6)	32362344.9434	0.0039
P(4)	28904086.5477	0.0011	P(4)	32405210.0652	0.0041
P(2)	28946738.9048	0.0011	P(2)	32447493.0185	0.0041
R(0)	29009228.1702	0.0010	P(0)	32509824.0580	0.0042
R(2)	29049894.0586	0.0010	P(2)	32550648.1723	0.0042
R(4)	29089764.2368	0.0009	P(4)	32590887.7542	0.0042
R(6)	29128837.8426	0.0008	P(6)	32630542.4457	0.0041
R(8)	29167113.8668	0.0008	P(8)	32669612.0295	0.0041
R(10)	29204591.1529	0.0009	P(10)	32708096.4282	0.0040
R(12)	29241268.3964	0.0010	P(12)	32745995.7040	0.0040
R(14)	29277144.1444	0.0011	P(14)	32783310.0573	0.0040
R(16)	29312216.7955	0.0012	P(16)	32820039.8258	0.0040
R(18)	29346484.5984	0.0012	P(18)	32856185.4827	0.0040
R(20)	29379945.6517	0.0013	P(20)	32891747.6358	0.0040
R(22)	29412597.9024	0.0013	P(22)	32926727.0254	0.0040
R(24)	29444439.1458	0.0013	P(24)	32961124.5220	0.0040
R(26)	29475467.0236	0.0014	P(26)	32994941.1249	0.0040
R(28)	29505679.0230	0.0015	P(28)	33028177.9594	0.0040
R(30)	29535072.4755	0.0016	P(30)	33060836.2743	0.0040
R(32)	29563644.5557	0.0018	P(32)	33092917.4394	0.0041
R(34)	29591392.2794	0.0020	P(34)	33124422.9429	0.0043
R(36)	29618312.5023	0.0023	P(36)	33155354.3878	0.0046
R(38)	29644401.9182	0.0028	P(38)	33185713.4894	0.0049
R(40)	29669657.0575	0.0036	P(40)	33215502.0716	0.0056
R(42)	29694074.2853	0.0053	P(42)	33244722.0637	0.0068
R(44)	29717649.7992	0.0082	P(44)	33273375.4969	0.0092
R(46)	29740379.6276	0.0128	P(46)	33301464.5003	0.0134
R(48)	29762259.6274	0.0200	P(48)	33328991.2976	0.0199
R(50)	29783285.4820	0.0307	P(50)	33355958.2027	0.0294
R(52)	29803452.6988	0.0461	P(52)	33382367.6161	0.0427
R(54)	29822756.6072	0.0681	P(54)	33408222.0209	0.0607
R(56)	29841192.3558	0.0985	P(56)	33433523.9780	0.0848
R(58)	29858754.9100	0.1401	P(58)	33458276.1228	0.1165
R(60)	29875439.0495	0.1960	P(60)	33482481.1601	0.1576
R(62)	29891239.3658	0.2702	P(62)	33506141.8605	0.2104
R(64)	29906150.2589	0.3673	P(64)	33529261.0556	0.2775
R(66)	29920165.9352	0.4930	P(66)	33551841.6335	0.3621
R(68)	29933280.4042	0.6540	P(68)	33573886.5352	0.4679
R(70)	29945487.4756	0.8581	P(70)	33595398.7493	0.5992

Frequencies for the $00^{\circ}1-(10^{\circ}0,02^{\circ}0)_1$ and $00^{\circ}1-(10^{\circ}0,02^{\circ}0)_0$ Bands of $^{13}\text{C}^{18}\text{O}_2$ with the Estimated 2- σ Uncertainties

P(70)	25967863.7652	1.1146	P(70)	28960476.2278	0.4069
P(68)	26033448.2798	0.8152	P(68)	29022326.9578	0.2861
P(66)	26098273.9159	0.5860	P(66)	29083661.3546	0.1961

Line	Band I frequency (MHz)	Uncertainty (MHz)	Line	Band II frequency (MHz)	Uncertainty (MHz)
P(64)	26162346.4813	0.4129	P(64)	29144473.5795	0.1303
P(62)	26225671.5466	0.2844	P(62)	29204757.8761	0.0833
P(60)	26288254.4494	0.1906	P(60)	29264508.5768	0.0507
P(58)	26350100.2984	0.1237	P(58)	29323720.1086	0.0290
P(56)	26411213.9778	0.0772	P(56)	29382386.9988	0.0152
P(54)	26471600.1504	0.0459	P(54)	29440503.8809	0.0073
P(52)	26531263.2618	0.0258	P(52)	29498065.4997	0.0038
P(50)	26590207.5442	0.0138	P(50)	29555066.7172	0.0032
P(48)	26648437.0195	0.0077	P(48)	29611502.5178	0.0031
P(46)	26705955.5026	0.0057	P(46)	29667368.0132	0.0031
P(44)	26762766.6051	0.0055	P(44)	29722658.4475	0.0034
P(42)	26818873.7378	0.0055	P(42)	29777369.2022	0.0039
P(40)	26874280.1143	0.0056	P(40)	29831495.8006	0.0044
P(38)	26928988.7531	0.0056	P(38)	29885033.9125	0.0049
P(36)	26983002.4809	0.0056	P(36)	29937979.3584	0.0053
P(34)	27036323.9351	0.0055	P(34)	29990328.1139	0.0054
P(32)	27088955.5657	0.0054	P(32)	30042076.3132	0.0055
P(30)	27140899.6384	0.0051	P(30)	30093220.2534	0.0055
P(28)	27192158.2363	0.0049	P(28)	30143756.3978	0.0054
P(26)	27242733.2620	0.0047	P(26)	30193681.3793	0.0053
P(24)	27292626.4396	0.0044	P(24)	30242992.0038	0.0052
P(22)	27341839.3165	0.0042	P(22)	30291685.2529	0.0051
P(20)	27390373.2651	0.0040	P(20)	30339758.2870	0.0049
P(18)	27438229.4843	0.0037	P(18)	30387208.4477	0.0048
P(16)	27485409.0008	0.0035	P(16)	30434033.2603	0.0046
P(14)	27531912.6704	0.0033	P(14)	30480230.4356	0.0045
P(12)	27577741.1795	0.0031	P(12)	30525797.8725	0.0044
P(10)	27622895.0455	0.0031	P(10)	30570733.6593	0.0043
P(8)	27667374.6182	0.0031	P(8)	30615036.0750	0.0043
P(6)	27711180.0803	0.0033	P(6)	30658703.5912	0.0044
P(4)	27754311.4480	0.0034	P(4)	30701734.8727	0.0045
P(2)	27796768.5718	0.0036	P(2)	30744128.7785	0.0045
R(0)	27859189.3155	0.0036	P(0)	30806522.5414	0.0045
R(2)	27899959.0889	0.0035	P(2)	30847319.2956	0.0044
R(4)	27940052.7921	0.0033	P(4)	30887476.2168	0.0043
R(6)	27979469.5315	0.0031	P(6)	30926993.0424	0.0042
R(8)	28018208.2478	0.0028	P(8)	30965869.7046	0.0041
R(10)	28056267.7161	0.0026	P(10)	31004106.3298	0.0040
R(12)	28093646.5448	0.0025	P(12)	31041703.2379	0.0040
R(14)	28130343.1757	0.0025	P(14)	31078660.9408	0.0040
R(16)	28166355.8825	0.0025	P(16)	31114980.1420	0.0040
R(18)	28201682.7706	0.0025	P(18)	31150661.7340	0.0041
R(20)	28236321.7757	0.0025	P(20)	31185706.7976	0.0042
R(22)	28270270.6628	0.0024	P(22)	31220116.5992	0.0043
R(24)	28303527.0249	0.0024	P(24)	31253892.5891	0.0043
R(26)	28336088.2817	0.0023	P(26)	31287036.3991	0.0044
R(28)	28367951.6781	0.0024	P(28)	31319549.8396	0.0043
R(30)	28399114.2823	0.0025	P(30)	31351434.8973	0.0043
R(32)	28429572.9843	0.0026	P(32)	31382693.7318	0.0042
R(34)	28459324.4940	0.0028	P(34)	31413328.6728	0.0042
R(36)	28488365.3390	0.0029	P(36)	31443342.2165	0.0041
R(38)	28516691.8625	0.0029	P(38)	31472737.0219	0.0040
R(40)	28544300.2211	0.0031	P(40)	31501515.9074	0.0039
R(42)	28571186.3823	0.0032	P(42)	31529681.8467	0.0040
R(44)	28597346.1222	0.0032	P(44)	31557237.9646	0.0042
R(46)	28622775.0223	0.0038	P(46)	31584187.5329	0.0046
R(48)	28647468.4672	0.0071	P(48)	31610533.9656	0.0057
R(50)	28671421.6417	0.0148	P(50)	31636280.8146	0.0088
R(52)	28694629.5272	0.0286	P(52)	31661431.7650	0.0151
R(54)	28717086.8993	0.0510	P(54)	31685990.6298	0.0261
R(56)	28738788.3239	0.0852	P(56)	31709961.3449	0.0434

Line	Band I frequency (MHz)	Uncertainty (MHz)	Line	Band II frequency (MHz)	Uncertainty (MHz)
R(58)	28759728.1540	0.1355	P(58)	31733347.9642	0.0693
R(60)	28779900.5263	0.2075	P(60)	31756154.6537	0.1068
R(62)	28799299.3572	0.3078	P(62)	31778385.6867	0.1594
R(64)	28817918.3393	0.4447	P(64)	31800045.4375	0.2317
R(66)	28835750.9374	0.6283	P(66)	31821138.3761	0.3291
R(68)	28852790.3843	0.8707	P(68)	31841669.0622	0.4581
R(70)	28869029.6768	1.1863	P(70)	31861642.1394	0.6268

Frequencies for the $01^{1^e}1-(11^{1^e}0,03^{1^e}0)_I$ and $01^{1^e}1-(11^{1^e}0,03^{1^e}0)_{II}$ Bands of $^{12}C^{16}O_2$ with the Estimated 2- σ Uncertainties

P(59)	26125213.2723	1.6633	P(59)	30427055.2899	0.1962
P(57)	26191576.6703	1.0880	P(57)	30494640.3229	0.1332
P(55)	26257240.7898	0.6844	P(55)	30561557.5929	0.0865
P(53)	26322208.2302	0.4094	P(53)	30627802.0344	0.0530
P(51)	26386481.4313	0.2286	P(51)	30693368.7014	0.0306
P(49)	26450062.6783	0.1155	P(49)	30758252.7710	0.0175
P(47)	26512954.1076	0.0498	P(47)	30822449.5469	0.0123
P(45)	26575157.7109	0.0191	P(45)	30885954.4624	0.0114
P(43)	26636675.3402	0.0160	P(43)	30948763.0834	0.0109
P(41)	26697508.7115	0.0182	P(41)	31010871.1119	0.0100
P(39)	26757659.4084	0.0177	P(39)	31072274.3882	0.0091
P(37)	26817128.8857	0.0160	P(37)	31132968.8940	0.0091
P(35)	26875918.4726	0.0144	P(35)	31192950.7549	0.0102
P(33)	26934029.3751	0.0131	P(33)	31252216.2430	0.0118
P(31)	26991462.6787	0.0119	P(31)	31310761.7788	0.0134
P(29)	27048219.3509	0.0106	P(29)	31368583.9339	0.0147
P(27)	27104300.2431	0.0096	P(27)	31425679.4328	0.0155
P(25)	27159706.0925	0.0093	P(25)	31482045.1550	0.0157
P(23)	27214437.5237	0.0097	P(23)	31537678.1367	0.0154
P(21)	27268495.0505	0.0104	P(21)	31592575.5725	0.0147
P(19)	27321879.0769	0.0108	P(19)	31646734.8172	0.0137
P(17)	27374589.8987	0.0108	P(17)	31700153.3868	0.0127
P(15)	27426627.7040	0.0104	P(15)	31752828.9602	0.0119
P(13)	27477992.5747	0.0098	P(13)	31804759.3803	0.0113
P(11)	27528684.4867	0.0096	P(11)	31855942.6551	0.0113
P(9)	27578703.3113	0.0101	P(9)	31906376.9582	0.0116
P(7)	27628048.8151	0.0113	P(7)	31956060.6304	0.0122
P(5)	27676720.6609	0.0127	P(5)	32004992.1796	0.0129
P(3)	27724718.4080	0.0141	P(3)	32053170.2819	0.0136
R(1)	27841759.7696	0.0152	P(1)	32170312.0391	0.0149
R(3)	27887393.2105	0.0146	P(3)	32215845.0845	0.0151
R(5)	27932349.2934	0.0135	P(5)	32260620.8121	0.0152
R(7)	27976627.0108	0.0124	P(7)	32304638.8261	0.0152
R(9)	28020225.2521	0.0115	P(9)	32347898.8990	0.0150
R(11)	28063142.8031	0.0110	P(11)	32390400.9714	0.0148
R(13)	28105378.3457	0.0109	P(13)	32432145.1513	0.0145
R(15)	28146930.4576	0.0109	P(15)	32473131.7137	0.0142
R(17)	28187797.6116	0.0107	P(17)	32513361.0997	0.0140
R(19)	28227978.1750	0.0103	P(19)	32552833.9153	0.0140
R(21)	28267470.4088	0.0099	P(21)	32591550.9309	0.0141
R(23)	28306272.4666	0.0099	P(23)	32629513.0796	0.0143
R(25)	28344382.3939	0.0107	P(25)	32666721.4564	0.0144
R(27)	28381798.1267	0.0122	P(27)	32703177.3164	0.0142
R(29)	28418517.4902	0.0141	P(29)	32738882.0732	0.0136
R(31)	28454538.1976	0.0165	P(31)	32773837.2976	0.0136
R(33)	28489857.8477	0.0213	P(33)	32808044.7156	0.0174
R(35)	28524473.9240	0.0312	P(35)	32841506.2063	0.0279
R(37)	28558383.7917	0.0486	P(37)	32874223.8000	0.0462
R(39)	28591584.6963	0.0754	P(39)	32906199.6761	0.0735
R(41)	28624073.7602	0.1131	P(41)	32937436.1606	0.1114
R(43)	28655847.9806	0.1644	P(43)	32967935.7238	0.1624
R(45)	28686904.2261	0.2328	P(45)	32997700.9775	0.2292

Line	Band I frequency (MHz)	Uncertainty (MHz)	Line	Band II frequency (MHz)	Uncertainty (MHz)
R(47)	28717239.2334	0.3239	P(47)	33026734.6728	0.3151
R(49)	28746849.6038	0.4465	P(49)	33055039.6965	0.4238
R(51)	28775731.7988	0.6142	P(51)	33082619.0689	0.5595
R(53)	28803882.1361	0.8465	P(53)	33109475.9403	0.7272

Frequencies for the $01^{11}1-(11^{10}0,03^{10}0)_I$ and $01^{11}1-(11^{10}0,03^{10}0)_{II}$ Bands of $^{12}C^{16}O_2$ with the Estimated 2- σ Uncertainties

P(60)	26051570.0104	4.4521	P(60)	30355115.0204	0.2752
P(58)	26120964.4932	3.0629	P(58)	30425283.5969	0.1926
P(56)	26189552.8496	2.0516	P(56)	30494732.8293	0.1301
P(54)	26257339.6006	1.3305	P(54)	30563455.6325	0.0840
P(52)	26324329.0344	0.8289	P(52)	30631445.1076	0.0512
P(50)	26390525.2136	0.4901	P(50)	30698694.5456	0.0292
P(48)	26455931.9824	0.2698	P(48)	30765197.4310	0.0163
P(46)	26520552.9722	0.1334	P(46)	30830947.4444	0.0111
P(44)	26584391.6075	0.0551	P(44)	30895938.4662	0.0104
P(42)	26647451.1105	0.0181	P(42)	30960164.5794	0.0105
P(40)	26709734.5057	0.0151	P(40)	31023620.0723	0.0105
P(38)	26771244.6242	0.0174	P(38)	31086299.4415	0.0107
P(36)	26831984.1067	0.0157	P(36)	31148197.3941	0.0114
P(34)	26891955.4069	0.0126	P(34)	31209308.8510	0.0126
P(32)	26951160.7945	0.0105	P(32)	31269628.9481	0.0138
P(30)	27009602.3576	0.0096	P(30)	31329153.0395	0.0147
P(28)	27067282.0045	0.0092	P(28)	31387876.6994	0.0151
P(26)	27124201.4662	0.0090	P(26)	31445795.7236	0.0149
P(24)	27180362.2977	0.0089	P(24)	31502906.1318	0.0141
P(22)	27235765.8792	0.0090	P(22)	31559204.1695	0.0128
P(20)	27290413.4182	0.0093	P(20)	31614686.3091	0.0113
P(18)	27344305.9494	0.0096	P(18)	31669349.2515	0.0098
P(16)	27397444.3368	0.0097	P(16)	31723189.9280	0.0086
P(14)	27449829.2733	0.0096	P(14)	31776205.5007	0.0081
P(12)	27501461.2824	0.0096	P(12)	31828393.3642	0.0085
P(10)	27552340.7179	0.0101	P(10)	31879751.1463	0.0095
P(8)	27602467.7649	0.0111	P(8)	31930276.7092	0.0107
P(6)	27651842.4399	0.0125	P(6)	31979968.1497	0.0120
P(4)	27700464.5912	0.0139	P(4)	32028823.8002	0.0131
P(2)	27748333.8988	0.0148	P(2)	32076842.2290	0.0139
R(2)	27864709.8633	0.0146	P(2)	32193218.1935	0.0150
R(4)	27909939.2762	0.0135	P(4)	32238298.4853	0.0151
R(6)	27954412.3294	0.0122	P(6)	32282538.0393	0.0153
R(8)	27998127.7801	0.0112	P(8)	32325936.7244	0.0153
R(10)	28041084.2173	0.0107	P(10)	32368494.6458	0.0154
R(12)	28083280.0620	0.0108	P(12)	32410212.1438	0.0155
R(14)	28124713.5668	0.0110	P(14)	32451089.7941	0.0155
R(16)	28165382.8151	0.0112	P(16)	32491128.4063	0.0154
R(18)	28205285.7213	0.0111	P(18)	32530329.0234	0.0152
R(20)	28244420.0302	0.0110	P(20)	32568692.9211	0.0149
R(22)	28282783.3158	0.0114	P(22)	32606221.6061	0.0147
R(24)	28320372.9812	0.0129	P(24)	32642916.8154	0.0144
R(26)	28357186.2574	0.0149	P(26)	32678780.5147	0.0140
R(28)	28393220.2023	0.0168	P(28)	32713814.8971	0.0133
R(30)	28428471.6994	0.0175	P(30)	32748022.3813	0.0120
R(32)	28462937.4565	0.0165	P(32)	32781405.6101	0.0106
R(34)	28496614.0042	0.0142	P(34)	32813967.4482	0.0122
R(36)	28529497.6934	0.0163	P(36)	32845710.9809	0.0212
R(38)	28561584.6939	0.0309	P(38)	32876639.5111	0.0385
R(40)	28592870.9914	0.0593	P(40)	32906756.5580	0.0646
R(42)	28623352.3850	0.1054	P(42)	32936065.8540	0.1015
R(44)	28653024.4839	0.1779	P(44)	32964571.3426	0.1518
R(46)	28681882.7038	0.2907	P(46)	32992277.1760	0.2184
R(48)	28709922.2632	0.4635	P(48)	33019187.7118	0.3048
R(50)	28737138.1785	0.7231	P(50)	33045307.5105	0.4152

INFRARED AND FAR-INFRARED ABSORPTION FREQUENCY STANDARDS

Arthur Maki

Aside from the CO₂ laser transitions, the absorption spectrum of CO has been more accurately and thoroughly measured than any other spectrum. A bibliography of earlier measurements on CO is given by Maki and Wells,¹ and the present tables were calculated from the measurements referred to in that work. In addition, some new and very accurate frequency measurements^{2,3} have been made and were incorporated in the present tables. The frequencies of the rotational transitions of HF and HCl were calculated from constants obtained from fitting the measurements of Evenson et al.^{4,5} and Jennings and Wells.⁶

A new report on infrared wavenumber standards from the International Union of Pure and Applied Chemistry, Commission on Molecular Structure and Spectroscopy, may be found in Reference 7.

References

1. Maki, A. G. and Wells, J. S., *Wavenumber Calibration Tables from Heterodyne Frequency Measurements*, NIST Special Publication 821, U.S. Dept. of Commerce, Washington, D.C., 1991.
2. Evenson, K. and Stroh, F., private communication.
3. George, T., Urban, W., and co-workers, private communication.
4. Jennings, D. A., Evenson, K. M., Zink, L. R., Demuyne, C., Destombes, J. L., Lemoine, B., and Johns, J. W. C., *J. Mol. Spectrosc.*, 122, 477–480, 1987.
5. Nolt, I. G., Radostitz, J. V., DiLorenzo, G., Evenson, K. M., Jennings, D. A., Leopold, K. R., Vanek, M. D., Zink, L. R., Hinz, A., and Chance, K. V., *J. Mol. Spectrosc.*, 125, 274–287, 1987.
6. Jennings, D. A. and Wells, J. S., *J. Mol. Spectrosc.*, 130, 267–268, 1988.
7. High Resolution Wavenumber Standards for the Infrared, *Pure Appl. Chemistry*, 68, 193, 1996.

Wavenumbers for the $\nu = 1 - 0$ Band of CO

Wavenumber (unc) ^a /cm ⁻¹	Transition	Wavenumber (unc)/cm ⁻¹	Transition
2139.426071(01)	P(1)	2147.081132(01)	R(0)
2135.546178(01)	P(2)	2150.856006(01)	R(1)
2131.631574(01)	P(3)	2154.595581(01)	R(2)
2127.682404(01)	P(4)	2158.299710(01)	R(3)
2123.698816(01)	P(5)	2161.968245(01)	R(4)
2119.680957(01)	P(6)	2165.601041(01)	R(5)
2115.628973(01)	P(7)	2169.197949(01)	R(6)
2111.543012(01)	P(8)	2172.758824(01)	R(7)
2107.423221(01)	P(9)	2176.283519(01)	R(8)
2103.269746(01)	P(10)	2179.771887(01)	R(9)
2099.082734(01)	P(11)	2183.223782(01)	R(10)
2094.862333(01)	P(12)	2186.639057(01)	R(11)
2090.608688(01)	P(13)	2190.017565(01)	R(12)
2086.321947(01)	P(14)	2193.359161(01)	R(13)
2082.002256(01)	P(15)	2196.663698(01)	R(14)
2077.649762(01)	P(16)	2199.931030(01)	R(15)
2073.264612(01)	P(17)	2203.161010(01)	R(16)
2068.846952(01)	P(18)	2206.353492(01)	R(17)
2064.396929(01)	P(19)	2209.508331(02)	R(18)
2059.914688(02)	P(20)	2212.625379(02)	R(19)
2055.400377(02)	P(21)	2215.704492(02)	R(20)
2050.854140(02)	P(22)	2218.745522(02)	R(21)
2046.276126(03)	P(23)	2221.748326(03)	R(22)
2041.666479(03)	P(24)	2224.712755(03)	R(23)
2037.025345(03)	P(25)	2227.638666(03)	R(24)
2032.352870(04)	P(26)	2230.525912(04)	R(25)
2027.649200(04)	P(27)	2233.374349(04)	R(26)
2022.914480(04)	P(28)	2236.183829(04)	R(27)
2018.148857(05)	P(29)	2238.954210(05)	R(28)
2013.352474(05)	P(30)	2241.685344(05)	R(29)
2008.525477(06)	P(31)	2244.377088(06)	R(30)
2003.668012(06)	P(32)	2247.029296(07)	R(31)
1998.780224(07)	P(33)	2249.641824(08)	R(32)
1993.862257(09)	P(34)	2252.214527(10)	R(33)
1988.914257(11)	P(35)	2254.747262(14)	R(34)
1983.936367(14)	P(36)	2257.239883(18)	R(35)
1978.928733(18)	P(37)	2259.692248(24)	R(36)
1973.891500(25)	P(38)	2262.104213(33)	R(37)
		2264.475634(45)	R(38)

Wavenumbers for the $\nu = 1 - 0$ Band of CO

Wavenumber (unc) [*] /cm ⁻¹	Transition	Wavenumber (unc)/cm ⁻¹	Transition
1968.824811(34)	P(39)	2266.806368(61)	R(39)
1963.728813(46)	P(40)	2269.096273(81)	R(40)
1958.603648(61)	P(41)	2271.345206(106)	R(41)
1953.449462(82)	P(42)	2273.553027(139)	R(42)

* The uncertainty in the last digits (twice the standard error) is given in parentheses.

Wavenumbers for the $\nu = 2 - 0$ Band of CO

Wavenumber (unc) [*] /cm ⁻¹	Transition	Wavenumber (unc)/cm ⁻¹	Transition
4256.217140(02)	P(1)	4263.837198(02)	R(0)
4252.302244(02)	P(2)	4267.542066(02)	R(1)
4248.317633(02)	P(3)	4271.176630(02)	R(2)
4244.263453(02)	P(4)	4274.740746(02)	R(3)
4240.139852(02)	P(5)	4278.234264(02)	R(4)
4235.946975(02)	P(6)	4281.657039(02)	R(5)
4231.684972(02)	P(7)	4285.008924(02)	R(6)
4227.353987(02)	P(8)	4288.289772(02)	R(7)
4222.954169(02)	P(9)	4291.499437(02)	R(8)
4218.485665(02)	P(10)	4294.637773(02)	R(9)
4213.948620(02)	P(11)	4297.704631(02)	R(10)
4209.343182(02)	P(12)	4300.699868(02)	R(11)
4204.669499(02)	P(13)	4303.623334(02)	R(12)
4199.927716(02)	P(14)	4306.474886(02)	R(13)
4195.117980(02)	P(15)	4309.254375(02)	R(14)
4190.240439(02)	P(16)	4311.961657(02)	R(15)
4185.295239(02)	P(17)	4314.596584(02)	R(16)
4180.282526(02)	P(18)	4317.159011(02)	R(17)
4175.202447(02)	P(19)	4319.648791(02)	R(18)
4170.055149(03)	P(20)	4322.065779(03)	R(19)
4164.840777(03)	P(21)	4324.409829(03)	R(20)
4159.559478(03)	P(22)	4326.680794(03)	R(21)
4154.211398(03)	P(23)	4328.878530(03)	R(22)
4148.796683(04)	P(24)	4331.002889(04)	R(23)
4143.315479(04)	P(25)	4333.053728(04)	R(24)
4137.767932(04)	P(26)	4335.030899(05)	R(25)
4132.154187(05)	P(27)	4336.934259(06)	R(26)
4126.474391(06)	P(28)	4338.763661(07)	R(27)
4120.728689(07)	P(29)	4340.518961(09)	R(28)
4114.917226(09)	P(30)	4342.200014(11)	R(29)
4109.040148(12)	P(31)	4343.806675(16)	R(30)
4103.097600(16)	P(32)	4345.338799(21)	R(31)
4097.089728(21)	P(33)	4346.796243(29)	R(32)
4091.016676(29)	P(34)	4348.178862(40)	R(33)
4084.878591(40)	P(35)	4349.486513(54)	R(34)
4078.675618(54)	P(36)	4350.719052(73)	R(35)
4072.407901(73)	P(37)	4351.876336(96)	R(36)
4066.075588(97)	P(38)	4352.958224(127)	R(37)
4059.678822(127)	P(39)	4353.964572(166)	R(38)
		4354.895240(214)	R(39)

* The uncertainty in the last digits (twice the standard error) is given in parentheses.

Wavenumbers for the $\nu = 3 - 0$ Band of CO

Wavenumber (unc) [*] /cm ⁻¹	Transition	Wavenumber (unc)/cm ⁻¹	Transition
6346.594000(13)	P(1)	6354.179057(13)	R(0)
6342.644103(13)	P(2)	6357.813923(13)	R(1)
6338.589491(13)	P(3)	6361.343487(13)	R(2)
6334.430309(13)	P(4)	6364.767599(13)	R(3)
		6368.086115(13)	R(4)

Wavenumbers for the $\nu = 3 - 0$ Band of CO

Wavenumber (unc) [*] /cm ⁻¹	Transition	Wavenumber (unc)/cm ⁻¹	Transition
6330.166705(13)	P(5)	6371.298887(13)	R(5)
6325.798826(13)	P(6)	6374.405768(12)	R(6)
6321.326819(13)	P(7)	6377.406611(12)	R(7)
6316.750831(12)	P(8)	6380.301271(12)	R(8)
6312.071008(12)	P(9)	6383.089600(12)	R(9)
6307.287498(12)	P(10)	6385.771452(12)	R(10)
6302.400447(12)	P(11)	6388.346680(13)	R(11)
6297.410003(12)	P(12)	6390.815139(13)	R(12)
6292.316311(13)	P(13)	6393.176681(13)	R(13)
6287.119520(13)	P(14)	6395.431160(13)	R(14)
6281.819775(13)	P(15)	6397.578430(13)	R(15)
6276.417224(13)	P(16)	6399.618344(13)	R(16)
6270.912012(13)	P(17)	6401.550757(13)	R(17)
6265.304287(13)	P(18)	6403.375523(13)	R(18)
6259.594194(13)	P(19)	6405.092495(14)	R(19)
6253.781880(13)	P(20)	6406.701527(14)	R(20)
6247.867492(14)	P(21)	6408.202474(14)	R(21)
6241.851176(14)	P(22)	6409.595189(15)	R(22)
6235.733077(14)	P(23)	6410.879527(15)	R(23)
6229.513342(15)	P(24)	6412.055343(16)	R(24)
6223.192117(15)	P(25)	6413.122491(17)	R(25)
6216.769547(16)	P(26)	6414.080825(19)	R(26)
6210.245778(17)	P(27)	6414.930201(23)	R(27)
6203.620957(19)	P(28)	6415.670474(28)	R(28)
6196.895229(23)	P(29)	6416.301500(37)	R(29)
6190.068739(28)	P(30)	6416.823133(50)	R(30)
6183.141633(37)	P(31)	6417.235231(67)	R(31)
6176.114058(50)	P(32)	6417.537649(90)	R(32)
6168.986159(67)	P(33)		
6161.758082(90)	P(34)		

* The uncertainty in the last digits (twice the standard error) is given in parentheses.

Frequencies and Wavenumbers for the Rotational Lines of CO

Frequency/MHz	Uncertainty [*] /MHz	J'	J''	Wavenumber/cm ⁻¹	Uncertainty [*] /cm ⁻¹
115271.2029	0.0004	1	0	3.84503345	0.00000001
230538.0016	0.0008	2	1	7.68991999	0.00000003
345795.9923	0.0012	3	2	11.53451273	0.00000004
461040.7712	0.0016	4	3	15.37866477	0.00000005
576267.9350	0.0019	5	4	19.22222923	0.00000006
691473.0809	0.0021	6	5	23.06505926	0.00000007
806651.8065	0.0023	7	6	26.90700800	0.00000008
921799.7104	0.0025	8	7	30.74792863	0.00000008
1036912.3919	0.0027	9	8	34.58767438	0.00000009
1151985.4515	0.0029	10	9	38.42609848	0.00000010
1267014.4906	0.0031	11	10	42.26305422	0.00000010
1381995.1119	0.0034	12	11	46.09839491	0.00000011
1496922.9195	0.0038	13	12	49.93197392	0.00000013
1611793.5189	0.0042	14	13	53.76364468	0.00000014
1726602.5173	0.0047	15	14	57.59326065	0.00000016
1841345.5237	0.0052	16	15	61.42067535	0.00000017
1956018.1486	0.0057	17	16	65.24574239	0.00000019
2070616.0050	0.0061	18	17	69.06831542	0.00000020
2185134.7075	0.0065	19	18	72.88824816	0.00000022
2299569.8733	0.0069	20	19	76.70539441	0.00000023
2413917.1217	0.0071	21	20	80.51960806	0.00000024
2528172.0747	0.0073	22	21	84.33074306	0.00000024
2642330.3567	0.0074	23	22	88.13865346	0.00000025
2756387.5949	0.0075	24	23	91.94319341	0.00000025

Frequencies and Wavenumbers for the Rotational Lines of CO

Frequency/MHz	Uncertainty*/MHz	J'	J''	Wavenumber/cm ⁻¹	Uncertainty*/cm ⁻¹
2870339.4194	0.0077	25	24	95.74421713	0.00000026
2984181.4631	0.0080	26	25	99.54157896	0.00000027
3097909.3621	0.0085	27	26	103.33513334	0.00000028
3211518.7558	0.0090	28	27	107.12473480	0.00000030
3325005.2869	0.0096	29	28	110.91023800	0.00000032
3438364.6013	0.0102	30	29	114.69149772	0.00000034
3551592.3489	0.0107	31	30	118.46836884	0.00000036
3664684.1829	0.0111	32	31	122.24070637	0.00000037
3777635.7608	0.0118	33	32	126.00836545	0.00000039
3890442.7435	0.0137	34	33	129.77120137	0.00000046
4003100.7965	0.0179	35	34	133.52906952	0.00000060
4115605.5892	0.0254	36	35	137.28182546	0.00000085
4227952.7954	0.0370	37	36	141.02932487	0.00000123
4340138.0932	0.0531	38	37	144.77142361	0.00000177
4452157.1657	0.0746	39	38	148.50797766	0.00000249
4564005.7001	0.1025	40	39	152.23884318	0.00000342

* The uncertainty given is twice the standard error.

Frequencies and Wavenumbers for the Rotational Lines of HF

Frequency/MHz	Uncertainty*/MHz	J'	J''	Wavenumber/cm ⁻¹	Uncertainty*/cm ⁻¹
1232476.21	0.12	1	0	41.110981	0.000004
2463428.09	0.19	2	1	82.171116	0.000006
3691334.81	0.25	3	2	123.129676	0.000008
4914682.58	0.51	4	3	163.936165	0.000017
6131968.11	1.10	5	4	204.540439	0.000037
7341702.00	2.00	6	5	244.892818	0.000067
8542412.1	3.21	7	6	284.944197	0.000107
9732646.8	4.72	8	7	324.646153	0.000157
10910978.2	6.51	9	8	363.951056	0.000217
12076004.8	8.55	10	9	402.81216	0.000285
13226355.2	10.81	11	10	441.18372	0.000361
14360689.8	13.25	12	11	479.02105	0.00044
15477704.4	15.86	13	12	516.28065	0.00053
16576131.8	18.61	14	13	552.92024	0.00062
17654744.4	21.48	15	14	588.89888	0.00072
18712356.5	24.44	16	15	624.17703	0.00082
19747825.6	27.43	17	16	658.71656	0.00092
20760054.3	30.32	18	17	692.4809	0.00101
21747991.7	32.91	19	18	725.4349	0.00110
22710634.7	34.94	20	19	757.5452	0.00117
23647028.7	36.08	21	20	788.7800	0.00120
24556268.8	35.93	22	21	819.1090	0.00120
25437499.9	34.12	23	22	848.5037	0.00114
26289917.4	30.32	24	23	876.9373	0.00101
27112767.2	24.41	25	24	904.38457	0.00081
27905345.6	16.88	26	25	930.82214	0.00056
28666999.3	10.80	27	26	956.22817	0.00036
29397124.8	14.65	28	27	980.58253	0.00049
30095168.2	24.62	29	28	1003.86676	0.00082
30760624.2	33.36	30	29	1026.0640	0.00111
31393035.7	36.17	31	30	1047.1590	0.00121

* The uncertainty given is twice the standard error.

Frequencies and Wavenumbers for the Rotational Lines of H³⁵Cl

Frequency/MHz	Uncertainty*/MHz	<i>J'</i>	<i>J''</i>	Wavenumber/cm ⁻¹	Uncertainty*/cm ⁻¹
1876226.517	0.065	3	2	62.584180	0.000002
2499864.439	0.066	4	3	83.386502	0.000002
3121986.563	0.064	5	4	104.138262	0.000002
3742216.601	0.076	6	5	124.826909	0.000003
4360180.042	0.098	7	6	145.439951	0.000003
4975504.51	0.11	8	7	165.964966	0.000004
5587820.10	0.12	9	8	186.389615	0.000004
6196759.76	0.22	10	9	206.701656	0.000007
6801959.63	0.50	11	10	226.888951	0.000017
7403059.41	1.02	12	11	246.939481	0.000034
7999702.7	1.8	13	12	266.841359	0.000062
8591537.3	3.1	14	13	286.582837	0.000103
9178215.8	4.8	15	14	306.152324	0.000161

* The uncertainty given is twice the standard error.

Frequencies and Wavenumbers for the Rotational Lines of H³⁷Cl

Frequency/MHz	Uncertainty*/MHz	<i>J'</i>	<i>J''</i>	Wavenumber/cm ⁻¹	Uncertainty*/cm ⁻¹
1873410.72	0.05	3	2	62.490255	0.000002
2496115.33	0.05	4	3	83.261445	0.000002
3117308.69	0.05	5	4	103.982225	0.000002
3736615.64	0.06	6	5	124.640082	0.000002
4353662.84	0.08	7	6	145.222561	0.000003
4968079.04	0.09	8	7	165.717279	0.000003
5579495.53	0.10	9	8	186.111938	0.000003
6187546.42	0.19	10	9	206.394332	0.000006
6791869.04	0.45	11	10	226.552365	0.000015
7392104.3	0.9	12	11	246.574057	0.000030
7987896.9	1.6	13	12	266.447561	0.000054
8578896.1	2.7	14	13	286.161170	0.000089

* The uncertainty given is twice the standard error.

SENSITIVITY OF THE HUMAN EYE TO LIGHT OF DIFFERENT WAVELENGTHS

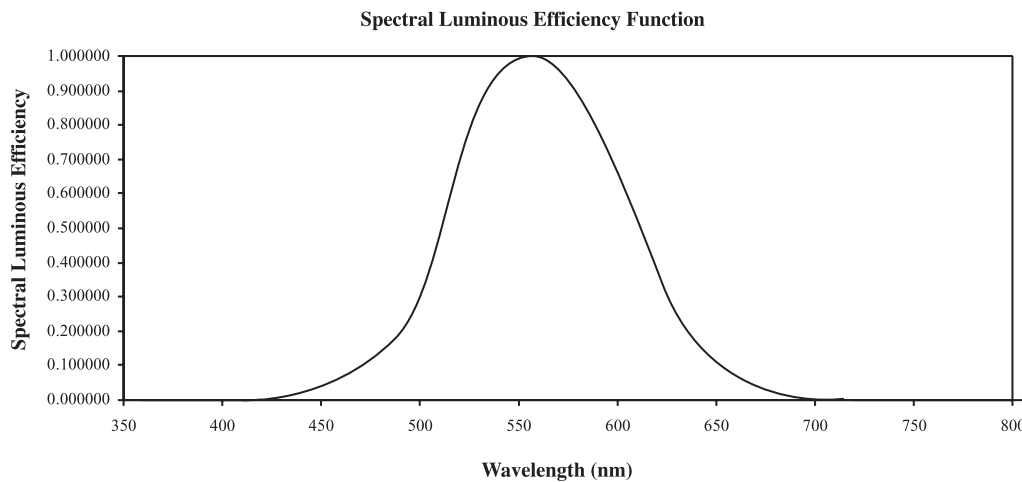
The human eye responds to electromagnetic radiation in the wavelength range from about 360 nm (violet) to 820 nm (red), with a peak sensitivity near 555 nm. While the detailed shape of this response curve depends on the individual person, studies on representative samples of human subjects have led to adoption of a standard function relating the perceived brightness (luminous flux) to the actual power of the spectral radiation. This function is referred to as $V(\lambda)$, the photopic spectral luminous efficiency function, and it plays an important role in photometry.

The function $V(\lambda)$, as adopted by the International Commission on Illumination (CIE) is tabulated and plotted below.

References

1. *The Basis for Physical Photometry*, CIE Publication #18.2, 1983.
2. *CIE Standard Colorimetric Observers*, ISO/CIE #10527, 1991.
3. *Kaye and Laby Tables of Physical and Chemical Constants, Sixteenth Edition*, Longman Group Ltd., Harlow, Essex, 1995.

λ/nm	V(λ)	λ/nm	V(λ)	λ/nm	V(λ)
360	0.000004	520	0.710000	670	0.032000
370	0.000012	530	0.862000	680	0.017000
380	0.000039	540	0.954000	690	0.008210
390	0.000120	550	0.994950	700	0.004102
400	0.000396	555	1.000000	710	0.002091
410	0.001210	560	0.995000	720	0.001047
420	0.004000	570	0.952000	730	0.000520
430	0.011600	580	0.870000	740	0.000249
440	0.023000	590	0.757000	750	0.000120
450	0.038000	600	0.631000	760	0.000060
460	0.060000	610	0.503000	770	0.000030
470	0.090980	620	0.381000	780	0.000015
480	0.139020	630	0.265000	790	0.000007
490	0.208020	640	0.175000	800	0.000004
500	0.323000	650	0.107000	810	0.000002
510	0.503000	660	0.061000	820	0.000001



INDEX OF REFRACTION OF INORGANIC CRYSTALS

This table lists the index of refraction of selected crystalline inorganic compounds. When, available, values are given as a function of wavelength in the range from the ultraviolet to the far infrared region. For each compound a value at 589 nm, the wavelength of the principal sodium line, is given. The data have been taken from the references indicated; in many cases, data from a reference have been refitted to generate the index of refraction at the wavelengths used in this table. All values refer to ambient temperature. Entries marked by * are based on extrapolation beyond the range of available experimental data.

Compounds belonging to the cubic crystal system have only a single refractive index value, but other systems are anisotropic, so that the crystal is characterized by two or three unique indexes. Hexagonal, rhombohedral, and tetragonal crystals have two unique indexes which are traditionally labeled n_o and n_e for "ordinary ray" and "extraordinary ray". Orthorhombic, monoclinic, and triclinic crystals are characterized by three indexes which are here called n_x , n_y , and n_z . The table indicates the crystal system for each entry in order to identify the material uniquely.

The refractive index and other optical properties for metals, semiconductors, and certain other compounds can be found in the tables "Optical Properties of Selected Elements" and "Optical Properties of Selected Inorganic and Organic Solids" in Section 12 of this *Handbook*.

References

- Li, H. H., "Refractive Index of Alkali Halides and its Wavelength and Temperature Derivatives", *J. Phys. Chem. Ref. Data* 5, 329, 1976.
- Li, H. H., "Refractive Index of Alkaline Earth Halides and its Wavelength and Temperature Derivatives", *J. Phys. Chem. Ref. Data* 9, 161, 1980.
- Li, H. H., "Refractive Index of ZnS, ZnSe, and ZnTe and its Wavelength and Temperature Derivatives", *J. Phys. Chem. Ref. Data* 13, 103, 1984.
- Shannon, R. D., Shannon, R. C., Medenbach, O., and Fischer, R. X., "Refractive Index and Dispersion of Fluorides and Oxides", *J. Phys. Chem. Ref. Data* 31, 931, 2002.
- Gray, D. E., ed., *American Institute of Physics Handbook*, Sec. 6b, p. 6-12, McGraw-Hill, New York, 1972.
- Landolt-Börnstein Numerical Data and Functional Relationships in Science and *Technology*, III/11, Elastic, Piezoelectric, Pyroelectric, Piezooptic, Electrooptic Constants, and Nonlinear Dielectric Susceptibilities of Crystals, Springer-Verlag, Berlin, 1979.
- Landolt-Börnstein Numerical Data and Functional Relationships in Science and *Technology*, III/30A, High Frequency Properties of Dielectric Crystals. Piezooptic and Electrooptic Constants, Springer-Verlag, Berlin, 1996.
- Weber, M. J., *CRC Handbook of Laser Science and Technology*, Vol. IV. Optical Materials. Part 2: Properties, CRC Press, Boca Raton, FL, 1986.

Compound	Crystal system	Ray	Index of Refraction at the Indicated Wavelength								Ref.
			300 nm	589 nm	750 nm	1 μm	2 μm	5 μm	10 μm	20 μm	
AgCl	cub	n		2.0668	2.0401	2.0224	2.0062	1.9975	1.9803	1.9069	5
AlPO ₄	rhomb	n_o		1.5247	1.5203	1.5161	1.5034				6
	rhomb	n_e		1.5338	1.5290	1.5245	1.5116				6
Al ₂ O ₃	hex	n_o		1.7673							4
	hex	n_e		1.7598							4
As ₂ O ₃ ^a	cub	n		1.7537							4
BaF ₂	cub	n	1.5010	1.4744	1.4712	1.4686	1.4647	1.4511	1.4014		2
BaO	cub	n		1.9841							4
BaSO ₄	orth	n_x		1.6362							4
	orth	n_y		1.6374							4
	orth	n_z		1.6480							4
BaTiO ₃	tetr	n_o		2.4405							4
	tetr	n_e		2.3831							4
BaWO ₄	tetr	n_o		1.8426							4
	tetr	n_e		1.8405							4
BeO	hex	n_o		1.7184							4
	hex	n_e		1.7342							4
BeSO ₄ ·4H ₂ O	tetr	n_o		1.4713							4
	tetr	n_e		1.4328							4
CaCO ₃ ^b	hex	n_o	1.7216	1.6584	1.6503	1.6436	1.6249				5
	hex	n_e	1.5145	1.4864	1.4828	1.4801	1.4753				5
CaF ₂	cub	n	1.4540	1.4338	1.4311	1.4289	1.4239	1.3990	1.299		2
CaO	cub	n		1.8396							4
CaSO ₄	orth	n_x		1.5698							4
	orth	n_y		1.5755							4
	orth	n_z		1.6137							4
CaSO ₄ ·2H ₂ O	monocl	n_x		1.5207							4
	monocl	n_y		1.5227							4
	monocl	n_z		1.5304							4
CaWO ₄	tetr	n_o		1.9195							4
	tetr	n_e		1.9355							4
CdS	hex	n_o		2.507	2.390	2.334					5

Compound	Crystal system	Ray	Index of Refraction at the Indicated Wavelength								Ref.
			300 nm	589 nm	750 nm	1 μm	2 μm	5 μm	10 μm	20 μm	
CdSe	hex	n_e		2.525	2.409	2.352					5
	hex	n_o			2.68*	2.5502	2.4682	2.4483	2.4331		7
	hex	n_e			2.69*	2.5696	2.4873	2.4676	2.4514		7
CdTe	cub	n							2.6724	2.6302	7
CeF ₃	hex	n_o		1.6183							4
	hex	n_e		1.6113							4
CsBr	cub	n	1.8047	1.6974	1.6861	1.6784	1.6711	1.6678	1.6630	1.6439	1
CsCl	cub	n	1.712	1.640	1.631	1.626	1.620	1.616	1.606	1.563	1
CsClO ₄	orth	n_x		1.4752							4
	orth	n_y		1.4788							4
	orth	n_z		1.4804							4
CsF	cub	n	1.506	1.477	1.474	1.472	1.469*	1.461*	1.436*	1.32*	1
CsI	cub	n	1.9790	1.7873	1.7694	1.7576	1.7465	1.7428	1.7396	1.7280	1
Cs ₂ SO ₄	orth	n_x		1.5598							4
	orth	n_y		1.5644							4
	orth	n_z		1.5662							4
CuBr	cub	n		2.117							7
CuCl	cub	n		1.9727	1.9391				1.9245		7
CuSO ₄ ·5H ₂ O	tricl	n_x		1.5140							4
	tricl	n_y		1.5367							4
	tricl	n_z		1.5436							4
Dy ₂ O ₃	cub	n		1.9757							4
FeF ₂	tetr	n_o		1.514							4
	tetr	n_e		1.524							4
Gd ₂ O ₃	cub	n		1.96							4
HgS	rhomb	n_o		2.9413	2.7770	2.7120	2.6305		2.6018		6
	rhomb	n_e		3.3072	3.0896	3.0050	2.8776		2.8522		6
KBr	cub	n	1.6482	1.5598	1.5498	1.5444	1.5383	1.5345	1.5264	1.4924	1
KCl	cub	n	1.5455	1.4902	1.4840	1.4798	1.4753	1.4704	1.4564	1.3946	1
KClO ₄	orth	n_x		1.4730							4
	orth	n_y		1.4736							4
	orth	n_z		1.4768							4
KF	cub	n	1.380	1.362	1.360	1.358	1.355	1.344	1.304*	1.09*	1
KH ₂ AsO ₄	tetr	n_o		1.5674							7
	tetr	n_e		1.5179							7
KH ₂ PO ₄	tetr	n_o	1.5450	1.5093	1.5030	1.4957					5
	tetr	n_e	1.4977	1.4682	1.4641	1.4606					5
KI	cub	n	1.834*	1.665	1.650	1.640	1.631	1.627	1.620	1.593	1
KIO ₃	tricl	n_x		1.6959							7
	tricl	n_y		1.8317							7
	tricl	n_z		1.8343							7
KIO ₄	tetr	n_o		1.6205							4
	tetr	n_e		1.6476							4
KNbO ₃	orth	n_x		2.2480	2.3395	2.2612					7
	orth	n_y		2.3464	2.2959	2.2622					7
	orth	n_x		2.1803	2.1457	2.1288					7
K ₂ SO ₄	orth	n_x		1.4934							4
	orth	n_y		1.4947							4
	orth	n_z		1.4973							4
LaF ₃	hex	n_o		1.605							4
	hex	n_e		1.599							4
LiBr	cub	n	1.810	1.783	1.781	1.778	1.774*	1.756*	1.68*	1.33*	1
LiCl	cub	n	1.677	1.662	1.660	1.658	1.654*	1.62*	1.53*		1
LiClO ₄ ·3H ₂ O	hex	n_o		1.4832							4
	hex	n_e		1.4384							4
LiF	cub	n	1.4087	1.3921	1.3895	1.3871	1.3786	1.3266	1.1005		1
LiI	cub	n	1.979	1.955	1.952	1.950	1.948*	1.940*	1.91*	1.77*	1
LiIO ₃	hex	n_o		1.8875	1.8713	1.8589	1.8410				6
	hex	n_e		1.7400	1.7268	1.7179	1.7062				6
LiNbO ₃	rhomb	n_o		2.3007	2.2632	2.2370					7

Compound	Crystal system	Ray	Index of Refraction at the Indicated Wavelength							Ref.	
			300 nm	589 nm	750 nm	1 μm	2 μm	5 μm	10 μm		20 μm
LiTaO ₃	rhomb	n_e		2.2116	2.1804	2.1567					7
	rhomb	n_o		2.1864	2.1590	2.1391	2.1066				7
	rhomb	n_e		2.1908	2.1634	2.1432	2.1115				7
Li ₂ SO ₄ ·H ₂ O	monocl	n_x		1.4615							4
	monocl	n_y		1.4765							4
	monocl	n_z		1.4863							4
Lu ₂ O ₃	cub	n		1.9349							4
MgF ₂	tetr	n_o	1.3930	1.3776	1.375	1.373	1.368	1.34	1.21		2
	tetr	n_e	1.4055	1.3894	1.387	1.385	1.379	1.34	1.21		2
MgO	cub	n		1.7355	1.7283	1.7228	1.7084	1.6361			5
MgSO ₄ ·7H ₂ O	orth	n_x		1.4326							4
	orth	n_y		1.4555							4
	orth	n_z		1.4607							4
MnF ₂	tetr	n_o		1.472							4
	tetr	n_e		1.501							4
NH ₄ H ₂ AsO ₄	tetr	n_o	1.6401	1.5777	1.5704	1.5583					7
	tetr	n_e	1.5754	1.5232	1.5179	1.5101					7
NH ₄ H ₂ PO ₄	tetr	n_o	1.5668	1.5247	1.5187	1.5084					7
	tetr	n_e	1.5137	1.4797	1.4754	1.4694					7
NaBr	cub	n	1.748	1.642	1.631	1.623	1.616	1.609	1.593*	1.520*	1
NaBrO ₃	cub	n		1.6168							4
NaCl	cub	n	1.6066	1.5441	1.5369	1.5320	1.5265	1.5188	1.4947	1.382*	1
NaClO ₃	cub	n		1.5151							7
NaF	cub	n	1.3424	1.3252	1.3231	1.3214	1.3179	1.3017	1.2400		1
NaH ₂ PO ₄ ·2H ₂ O	orth	n_x		1.4400							7
	orth	n_y		1.4628							7
	orth	n_z		1.4814							7
NaI	cub	n	1.93*	1.774	1.758	1.74	1.73*	1.73*	1.71*	1.66*	1
NaNO ₂	orth	n_x		1.6547							7
	orth	n_y		1.3455							7
	orth	n_z		1.4125							7
NaNO ₃	rhomb	n_o		1.5840							5
	rhomb	n_e		1.3340							5
Na ₂ HPO ₄ ·7H ₂ O	monocl	n_x		1.4411							4
	monocl	n_y		1.4423							4
	monocl	n_z		1.4525							4
Na ₂ SO ₄	orth	n_x		1.4669							4
	orth	n_y		1.4730							4
	orth	n_z		1.4809							4
NdF ₃	hex	n_o		1.6191							4
	hex	n_e		1.6132							4
Nd ₂ O ₃	cub	n		1.92							4
NiF ₂	tetr	n_o		1.526							4
	tetr	n_e		1.561							4
NiSO ₄ ·6H ₂ O	tetr	n_o		1.5107							4
	tetr	n_e		1.4870							4
PbF ₂	cub	n	1.94*	1.767	1.754	1.745	1.73	1.70	1.66	1.32	5
PbSO ₄	orth	n_x		1.8780							4
	orth	n_y		1.8834							4
	orth	n_z		1.8945							4
PrF ₃	hex	n_o		1.6207							4
	hex	n_e		1.6146							4
RbBr	cub	n	1.639	1.553	1.544	1.538	1.532	1.530	1.525	1.505*	1
RbCl	cub	n	1.549	1.493	1.487	1.483	1.479	1.475	1.465	1.424*	1
RbClO ₄	orth	n_x		1.4691							4
	orth	n_y		1.4701							4
	orth	n_z		1.4732							4
RbF	cub	n	1.428*	1.397	1.394	1.391	1.388	1.379	1.346	1.19*	1
RbH ₂ AsO ₄	tetr	n_o	1.6183	1.5603	1.5538	1.5432					7
	tetr	n_e	1.5718	1.5232	1.5184	1.5121					7

Compound	Crystal system	Ray	Index of Refraction at the Indicated Wavelength								Ref.
			300 nm	589 nm	750 nm	1 μm	2 μm	5 μm	10 μm	20 μm	
RbH ₂ PO ₄	tetr	<i>n_o</i>	1.5434	1.5078	1.5021	1.4941					7
	tetr	<i>n_e</i>	1.5106	1.4791	1.4754	1.4704					7
RbI	cub	<i>n</i>	1.808	1.647	1.633	1.623	1.615	1.612	1.608	1.595	1
Rb ₂ SO ₄	orth	<i>n_x</i>		1.5131							4
	orth	<i>n_y</i>		1.5133							4
	orth	<i>n_z</i>		1.5144							4
Sb ₂ O ₅ ^e	cub	<i>n</i>		2.8017							4
Sc ₂ O ₃	cub	<i>n</i>		1.9943							4
SiO ₂ ^d	hex	<i>n_o</i>	1.5733	1.5442	1.5394	1.5350	1.5209				5
	hex	<i>n_e</i>	1.5882	1.5534	1.5484	1.5438	1.5291				5
SnO ₂	tetr	<i>n_o</i>		1.993							4
	tetr	<i>n_e</i>		2.088							4
SrF ₂	cub	<i>n</i>	1.459	1.4380	1.435	1.433	1.429	1.412	1.35		2
SrO	cub	<i>n</i>		1.8710							4
SrSO ₄	orth	<i>n_x</i>		1.6214							4
	orth	<i>n_y</i>		1.6231							4
	orth	<i>n_z</i>		1.6303							4
SrTiO ₃	cub	<i>n</i>		2.4082	2.3525	2.3160	2.2676	2.1205			5
SrWO ₄	tetr	<i>n_o</i>		1.8618							4
	tetr	<i>n_e</i>		1.8719							4
TbF ₃	hex	<i>n_o</i>		1.6034							4
	hex	<i>n_e</i>		1.5603							4
TeO ₂	tetr	<i>n_o</i>		2.2738		2.2080					7
	tetr	<i>n_e</i>		2.4295		2.3520					7
ThO ₂	cub	<i>n</i>		2.1113							4
TiO ₂ ^e	tetr	<i>n_o</i>		2.612	2.533	2.485	2.399	2.220			5
	tetr	<i>n_e</i>		2.910	2.805	2.748					5
	tetr	<i>n_o</i>		2.562							4
	tetr	<i>n_e</i>		2.489							4
TlBr	cub	<i>n</i>		2.418	2.350	2.289	2.103	1.984	2.339	2.322	5
TlCl	cub	<i>n</i>		2.247	2.198	2.145	1.986	1.891	2.193		5
TlClO ₄	orth	<i>n_x</i>		1.6427							4
	orth	<i>n_y</i>		1.6446							4
	orth	<i>n_z</i>		1.6542							4
Tl ₂ SO ₄	orth	<i>n_x</i>		1.8604							4
	orth	<i>n_y</i>		1.8676							4
	orth	<i>n_z</i>		1.8857							4
Y ₂ O ₃	cub	<i>n</i>		1.930							4
Yb ₂ O ₃	cub	<i>n</i>		1.9468							4
ZnF ₂	tetr	<i>n_o</i>		1.495							4
	tetr	<i>n_e</i>		1.525							4
ZnO	hex	<i>n_o</i>		2.0036	1.9662	1.9435	1.9197				7
	hex	<i>n_e</i>		2.0199	1.9821	1.9589	1.9330				7
ZnS ^f	cub	<i>n</i>		2.3691	2.3232	2.2932	2.2633				7
ZnS ^g	hex	<i>n_o</i>		2.372	2.331	2.303	2.26	2.25	2.20		3,5
	hex	<i>n_e</i>		2.368	2.327	2.301					5
ZnSe	cub	<i>n</i>		2.6222	2.5384	2.4888	2.4462	2.4296	2.4065		3
ZnTe	cub	<i>n</i>		3.060	2.880	2.789	2.719	2.698	2.684		3
ZrSiO ₄ ^h	tetr	<i>n_o</i>		1.9255							4
	tetr	<i>n_e</i>		1.9843							4

* Provisional value based on extrapolation beyond the range of experimental data.

^a Arsenolite

^b Calcite

^c Senarmontite

^d α -Quartz

^e Rutile

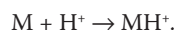
^f Sphalerite

^g Wurtzite

^h Zircon

PROTON AFFINITIES

Proton affinity is a useful parameter for describing gas phase ion-molecule reactions in fields such as atmospheric chemistry, plasma chemistry, mass spectrometry, and astrophysics. The proton affinity E_{pa} (often designated in the literature as PA) of a molecular species M is defined as the negative of the enthalpy change for the gas phase reaction



A closely related quantity is the gas phase basicity $\Delta_{\text{base}} G^\circ$ (often designated as GB), which is the negative of the Gibbs energy change for the same reaction. Thus the two are related by

$$\Delta_{\text{base}} G^\circ = E_{\text{pa}} + T\Delta S,$$

where T is the temperature and ΔS is the entropy change in the reaction (which can be calculated if the molecular structure of M and M^+ is known).

Direct measurement of the proton affinity is possible for only a few molecules, mainly olefins and carbonyl compounds. However, these measurements have been used to establish a scale of E_{pa} values that permits proton affinities to be determined for many other molecules, including unstable species and reaction intermediates. The basis for this scale is described by Hunter and Lias in Reference 1.

The E_{pa} and $\Delta_{\text{base}} G^\circ$ values at a temperature of 298 K are tabulated below for selected molecules. Many values are given to one decimal place, but the majority are not accurate to better than one or two kilojoules per mole. The methods of measurement are de-

scribed in Reference 1, which contains a much more extensive and detailed tabulation.

Compounds are listed by molecular formula in the Hill order, but with all compounds that do not contain carbon appearing before those that do contain carbon.

References

- Hunter, E. P. L., and Lias, S. G., *J. Phys. Chem. Ref. Data* 27, 413, 1998.
- Hunter, E. P., and Lias, S. G., "Proton Affinity Evaluation", in *NIST Chemistry WebBook*, NIST Standard Reference Database No. 69, Linstrom, P. J., and Mallard, W. G., Eds., March 2003, National Institute of Standards and Technology, Gaithersburg, MD 20899, <<http://webbook.nist.gov>>.
- Do, K., Klein, T. P., Pommerening, C. A., Bachrach, S. M., and Sunderlin, L. S., *J. Am. Chem. Soc.* 120, 6093, 1998.
- Kim, H.-T., Green, R. J., Qian, J., and Anderson, S. L., *J. Chem. Phys.* 112, 5717, 2000.
- Park, S. T., Kim, S. K., and Kim, M. S., *J. Chem. Phys.* 114, 5568, 2001.
- Hiraoka, K., Mizuno, T., Eguchi, D., Takao, T., and Ino, S., *J. Chem. Phys.* 116, 7574, 2002.
- Oresmaa, L. O., Haukka, M., Vainiotalo, P., and Pakkanen, T. A., *J. Org. Chem.* 67, 8216, 2002.
- Wang, F., Ma, S., Zhang, D., and Cooks, R. G., *J. Phys. Chem. A* 102, 2988, 1998.
- Bouchoux, G., Gal, J.-F., Szulejko, J. E., McMahon, T. B., Tortajada, J., Luna, A., Yanez, M., and Mo, O., *J. Phys. Chem. A* 102, 9183, 1998.
- van Beelen, E., Koblenz, T. A., Ingemann, S. and Hammerum, S., *J. Phys. Chem. A* 108, 2728, 2004.

Molecular formula	Name	E_{pa} kJ/mol	$\Delta_{\text{base}} G^\circ$ kJ/mol	Notes
Ar	Argon	369.2	346.3	
AsF ₃	Arsenic(III) fluoride	636.7	604.2	
AsH ₃	Arsine	747.9	712.0	
BHO ₂	Metaboric acid	763.0	730.5	
BH ₃ O ₃	Boric acid	728.1	698.4	
B ₂ H ₆	Diborane	615	586.0	
B ₃ H ₆ N ₃	Borazine	802.5	772.8	
B ₄ H ₁₀	Tetraborane(10)	605	572.5	
B ₅ H ₉	Pentaborane(9)	699.4	666.9	
BaO	Barium oxide	1215.4	1187.6	
Br	Bromine (atomic)	554.4	531.2	
BrH	Hydrogen bromide	584.2	557.7	
BrLi	Lithium bromide	819	792.5	
CaO	Calcium oxide	1190.6	1162.3	
Cl	Chlorine (atomic)	513.6	490.1	
ClH	Hydrogen chloride	556.9	530.1	
CLi	Lithium chloride	827	800.5	
Co	Cobalt	742.7	719.8	
Cr	Chromium	791.3	768.4	
CsHO	Cesium hydroxide	1117.9	1092.2	
Cs ₂ O	Cesium oxide	1442.9	1412.2	
Cu	Copper	655.3	632.4	
F	Fluorine (atomic)	340.1	315.1	
FH	Hydrogen fluoride	484	456.7	
FO	Fluorine oxide	508.7	482.2	
F ₂	Fluorine	332	305.5	
F ₂ O ₂ S	Sulfuryl fluoride	605.5	580.5	

Molecular formula	Name	E_{pa} kJ/mol	$\Delta_{base}G^\circ$ kJ/mol	Notes
F ₃ N	Nitrogen trifluoride	568.4	538.6	
F ₃ OP	Phosphoryl fluoride	694.0	664.2	
F ₃ P	Phosphorus(III) fluoride	695.3	662.8	
F ₄ Si	Tetrafluorosilane	502.9	476.6	
F ₆ S	Sulfur hexafluoride	575.3	550.7	
Fe	Iron	754	731.1	
FeO	Iron(II) oxide	907	880.5	
GeH ₄	Germane	713.4	687.1	
HI	Hydrogen iodide	627.5	601.3	
HKO	Potassium hydroxide	1101.8	1075.4	
HLi	Lithium hydride	1021.7	996.4	
HLiO	Lithium hydroxide	1000.1	972.1	
HNO ₃	Nitric acid	751.4	731.5	
HN ₃	Hydrazoic acid	756.0	723.5	
HNa	Sodium hydride	1095	1070.6	
HNaO	Sodium hydroxide	1071.8	1044.8	
HO	Hydroxyl	593.2	564.0	
HO ₂	Hydroperoxy	660	627.5	
HP	Phosphorus monohydride	670.3	639.6	
H ₂	Hydrogen	422.3	394.7	
H ₂ N ₂ O ₂	Nitramide	757.4	725.0	
H ₂ O	Water	691	660.0	
H ₂ O ₂	Hydrogen peroxide	674.5	643.8	
H ₂ O ₄ S	Sulfuric acid	717	681	Ref. 3
H ₂ P	Phosphino	709.2	675.7	
H ₂ S	Hydrogen sulfide	705	673.8	
H ₂ Se	Hydrogen selenide	707.8	676.4	
H ₂ Si	Silylene	839.2	804.1	
H ₂ Te	Hydrogen telluride	735.9	704.5	
H ₃ N	Ammonia	853.6	819.0	
H ₃ P	Phosphine	785	750.9	
H ₄ N ₂	Hydrazine	853.2	822.4	
H ₄ Si	Silane	639.7	613.4	
H ₆ OSi ₂	Disiloxane	749	718.3	
He	Helium	177.8	148.5	
I	Iodine (atomic)	608.2	583.5	
K ₂ O	Potassium oxide	1342.5	1311.8	
Kr	Krypton	424.6	402.4	
La	Lanthanum	1013	991.9	
Li ₂	Dilithium	1162	1133.1	
Li ₂ O	Lithium oxide	1206	1175.3	
Lu	Lutetium	992	970.6	
Mg	Magnesium	819.6	797.3	
MgO	Magnesium oxide	988	959.4	
Mg ₂	Dimagnesium	919	886.5	
Mn	Manganese	797.3	774.4	
N	Nitrogen (atomic)	342.2	318.7	
NO	Nitric oxide	531.8	505.3	
NO ₂	Nitrogen dioxide	591.0	560.3	
NP	Phosphorus nitride	789.4	757.0	
N ₂	Nitrogen	493.8	464.5	
N ₂ O	Nitrous oxide	549.8	523.3	Protonation at N
N ₂ O	Nitrous oxide	575.2	548.7	Protonation at O
Na ₂	Disodium	1146.8	1118.2	
Na ₂ O	Sodium oxide	1375.9	1345.2	
Ne	Neon	198.8	174.4	
Ni	Nickel	737	714.1	
O	Oxygen (atomic)	485.2	459.6	
OP	Phosphorus monoxide	682	649.5	
OSi	Silicon monoxide	777.8	750.4	Protonation at O

Molecular formula	Name	E_{pa} kJ/mol	$\Delta_{base}G^\circ$ kJ/mol	Notes
OSi	Silicon monoxide	533	500.5	Protonation at Si
OSr	Strontium oxide	1209	1180.7	
O ₂	Oxygen	421	396.3	
O ₂ S	Sulfur dioxide	672.3	643.3	
O ₃	Ozone	625.5	595.9	
O ₃ S	Sulfur trioxide	588.3	560.3	
O ₄ Os	Osmium(VIII) oxide	676.9	650.6	
P	Phosphorus	626.8	604.8	
Pd	Palladium	696	673.4	
Rh	Rhodium	768	745.4	
Ru	Ruthenium	774	751.4	
S	Sulfur	664.3	640.2	
SSi	Silicon monosulfide	627	596.6	Protonation at Si
SSi	Silicon monosulfide	683	660.2	Protonation at S
Sc	Scandium	914	892.0	
Si	Silicon	837	814.1	
Ti	Titanium	876	853.7	
U	Uranium	995.2	973.2	
V	Vanadium	859.4	836.8	
Xe	Xenon	499.6	478.1	
Y	Yttrium	967	945.9	
Zn	Zinc	608.6	586.0	
CBrF ₃	Bromotrifluoromethane	580.0	550.3	
CBrN	Cyanogen bromide	749.8	719.2	
CClF ₃	Chlorotrifluoromethane	571.3	541.5	
CClN	Cyanogen chloride	722.1	691.5	
CCl ₂	Dichloromethylene	861	828.5	
CCl ₂ S	Carbonothioic dichloride	752.5	721.8	
CFN	Cyanogen fluoride	632	601.3	
CF ₂	Difluoromethylene	765	732.5	
CF ₂ O	Carbonyl fluoride	666.7	637.0	
CF ₃ I	Trifluoroiodomethane	628.0	598.2	
CF ₃ NO	Trifluoronitrosomethane	703.3	670.8	
CF ₄	Tetrafluoromethane	529.3	503.7	
CHCl	Chloromethylene	874.1	839.9	
CHF	Fluoromethylene	797.9	763.8	
CHF ₃	Trifluoromethane	619.5	589.7	
CHF ₃ O ₃ S	Trifluoromethanesulfonic acid	699.4	666.9	
CHN	Hydrogen cyanide	712.9	681.6	
CHN	Hydrogen isocyanide	772.3	739.8	
CHNO	Isocyanic acid (HNCO)	753	718.8	
CHNO	Fulminic acid	758	725.5	
CHO	Oxomethyl (HCO)	636	601.8	
CHO ₂	Formyloxyl	623.4	590.9	
CH ₂ F ₂	Difluoromethane	620.5	589.7	
CH ₂ N ₂	Diazomethane	858.9	826.7	
CH ₂ N ₂	Cyanamide	805.6	774.9	
CH ₂ O	Formaldehyde	712.9	683.3	
CH ₂ O ₂	Formic acid	742.0	710.3	
CH ₂ S	Thioformaldehyde	759.7	730.5	
CH ₂ Se	Selenoformaldehyde	764.0	734.9	
CH ₃ Br	Bromomethane	664.2	638.0	
CH ₃ Cl	Chloromethane	647.3	621.1	
CH ₃ F	Fluoromethane	598.9	571.5	
CH ₃ I	Iodomethane	691.7	665.5	
CH ₃ NO	Formamide	822.2	791.2	
CH ₃ NO ₂	Nitromethane	754.6	721.6	
CH ₃ NO ₂	Methyl nitrite	798.9	766.4	
CH ₃ NO ₃	Methyl nitrate	733.6	714.8	
CH ₃ N ₃	Methyl azide	833	800.5	

Molecular formula	Name	E_{pa} kJ/mol	$\Delta_{base}G^\circ$ kJ/mol	Notes
CH ₄	Methane	543.5	520.6	
CH ₄ N	Methylamidogen	832.8	801.6	
CH ₄ N ₂ O	Urea	873.5	841.6	Protonation at O; Ref. 8
CH ₄ N ₂ S	Thiourea	893.7	863.9	
CH ₄ O	Methanol	754.3	724.5	
CH ₄ O ₃ S	Methanesulfonic acid	761.3	728.9	
CH ₄ S	Methanethiol	773.4	742	
CH ₅ N	Methylamine	899.0	864.5	
CH ₅ NO	O-Methylhydroxylamine	844.8	812.3	
CH ₅ N ₃	Guanidine	986.3	949.4	
CH ₅ P	Methylphosphine	851.5	817.6	
CH ₆ N ₂	Methylhydrazine	898.8	866.4	
CN	Cyanide	>595	>564	Protonation at N
CNS	Thiocyanate	751	718.5	
CO	Carbon monoxide	594	562.8	Protonation at C
CO	Carbon monoxide	426.3	402.2	Protonation at O
COS	Carbon oxysulfide	628.5	602.6	Protonation at S
COSe	Carbon oxyselenide	670	644.1	Protonation at Se
CO ₂	Carbon dioxide	540.5	515.8	
CS	Carbon monosulfide	791.5	760	
CS ₂	Carbon disulfide	681.9	657.7	
CSe	Carbon monoselenide	831.8	800.2	Protonation at C
CSe ₂	Carbon diselenide	725	700.9	
C ₂ ClF ₃ O	Trifluoroacetyl chloride	681.6	649.8	
C ₂ Cl ₃ N	Trichloroacetonitrile	723.2	692.6	
C ₂ F ₃ N	Trifluoroacetonitrile	688.4	657.7	
C ₂ H	Ethynyl	753	720.8	
C ₂ HCl ₃ O	Trichloroacetaldehyde	722.3	690.5	
C ₂ HCl ₃ O ₂	Trichloroacetic acid	770.0	739.1	
C ₂ HF	Fluoroacetylene	686	661.3	
C ₂ HF ₃	Trifluoroethene	699.4	666.9	
C ₂ HF ₃ O ₂	Trifluoroacetic acid	711.7	680.7	
C ₂ H ₂	Acetylene	641.4	616.7	
C ₂ H ₂ ClN	Chloroacetonitrile	745.7	715.1	
C ₂ H ₂ F ₂	1,1-Difluoroethene	734	705.1	
C ₂ H ₂ F ₂	<i>trans</i> -1,2-Difluoroethene	688.6	657.9	
C ₂ H ₂ O	Ketene	825.3	793.6	
C ₂ H ₃ ClO ₂	Chloroacetic acid	765.4	734.5	
C ₂ H ₃ Cl ₃ O	2,2,2-Trichloroethanol	729.3	698.9	
C ₂ H ₃ F	Fluoroethene	729	700.1	
C ₂ H ₃ FO ₃	Fluoroacetic acid	765.4	734.5	
C ₂ H ₃ F ₃ O	2,2,2-Trifluoroethanol	700.2	669.9	
C ₂ H ₃ F ₃ O	Methyl trifluoromethyl ether	719.2	690.0	
C ₂ H ₃ N	Acetonitrile	779.2	748	
C ₂ H ₃ N	Isocyanomethane	839.1	806.6	
C ₂ H ₃ NO	Methyl isocyanate	764.4	732.0	
C ₂ H ₃ NS	Methyl thiocyanate	796.7	766.1	
C ₂ H ₃ NS	Methyl isothiocyanate	799.2	766.7	
C ₂ H ₃ N ₃	1 <i>H</i> -1,2,3-Triazole	879.3	847.4	
C ₂ H ₃ N ₃	1 <i>H</i> -1,2,4-Triazole	886.0	855.9	
C ₂ H ₄	Ethylene	680.5	651.5	
C ₂ H ₄ F ₂ O	2,2-Difluoroethanol	727.4	697.0	
C ₂ H ₄ F ₃ N	2,2,2-Trifluoroethylamine	846.8	812.9	
C ₂ H ₄ N ₂	Aminoacetonitrile	824.9	791.0	
C ₂ H ₄ O	Acetaldehyde	768.5	736.5	
C ₂ H ₄ O	Oxirane	774.2	745.3	
C ₂ H ₄ O ₂	Acetic acid	783.7	752.8	
C ₂ H ₄ O ₂	Methyl formate	782.5	751.5	
C ₂ H ₄ S	Thiirane	807.4	777.6	
C ₂ H ₅ Br	Bromoethane	696.2	669.7	

Molecular formula	Name	E_{pa} kJ/mol	$\Delta_{\text{base}}G^\circ$ kJ/mol	Notes
C ₂ H ₅ BrO	2-Bromoethanol	766.1	735.7	
C ₂ H ₅ Cl	Chloroethane	693.4	666.9	
C ₂ H ₅ ClO	2-Chloroethanol	766.1	735.7	
C ₂ H ₅ F	Fluoroethane	683.4	655.8	
C ₂ H ₅ FO	2-Fluoroethanol	715.6	685.2	
C ₂ H ₅ I	Iodoethane	724.8	698.3	
C ₂ H ₅ N	Ethenamine	898.9	866.5	
C ₂ H ₅ N	Ethyleneimine	905.5	872.5	
C ₂ H ₅ NO	Acetamide	863.6	832.6	
C ₂ H ₅ NO	<i>N</i> -Methylformamide	851.3	820.3	
C ₂ H ₅ NO ₂	Nitroethane	765.7	733.2	
C ₂ H ₅ NO ₂	Ethyl nitrite	818.9	786.4	
C ₂ H ₅ NO ₂	Glycine	886.5	852.2	
C ₂ H ₅ NO ₂	Acetohydroxamic acid	854.0	823.0	
C ₂ H ₅ NS	Thioacetamide	884.6	852.8	
C ₂ H ₆	Ethane	596.3	569.9	
C ₂ H ₆ Hg	Dimethyl mercury	771.6	740.8	
C ₂ H ₆ N ₂	Ethanimidamide	970.7	938.2	
C ₂ H ₆ N ₂	trans-Dimethyldiazene	865.1	834.4	
C ₂ H ₆ N ₂ O	2-Aminoacetamide		882.3	
C ₂ H ₆ N ₂ O ₂	<i>N</i> -Methyl- <i>N</i> -nitromethanamine	828.3	795.8	
C ₂ H ₆ O	Ethanol	776.4	746	
C ₂ H ₆ O	Dimethyl ether	792	764.5	
C ₂ H ₆ OS	Dimethyl sulfoxide	884.4	853.7	
C ₂ H ₆ O ₂	1,2-Ethanediol	815.9	773.6	
C ₂ H ₆ S	Ethanethiol	789.6	758.4	
C ₂ H ₆ S	Dimethyl sulfide	830.9	801.2	
C ₂ H ₆ S ₂	Dimethyl disulfide	815.3	782.8	
C ₂ H ₇ N	Ethylamine	912.0	878	
C ₂ H ₇ N	Dimethylamine	929.5	896.5	
C ₂ H ₇ NO	Ethanolamine	930.3	896.8	
C ₂ H ₇ O ₃ P	Dimethyl hydrogen phosphite	894.8	862.4	
C ₂ H ₇ P	Dimethylphosphine	912.0	877.9	
C ₂ H ₈ N ₂	1,2-Ethanediamine	951.6	912.5	
C ₂ H ₈ N ₂	1,1-Dimethylhydrazine	927.1	894.7	
C ₂ N ₂	Cyanogen	674.7	645.8	
C ₂ O	Dicarbon monoxide	774.7	747.0	
C ₃	Carbon trimer	767.0	736.3	
C ₃ F ₆ O	Perfluoroacetone	670.4	639.7	
C ₃ HN	Cyanoacetylene	751.2	720.5	
C ₃ H ₂ F ₆ O	1,1,1,3,3,3-Hexafluoro-2-propanol	686.6	656.2	
C ₃ H ₂ N ₂	Malononitrile	723.0	694.1	
C ₃ H ₃	2-Propynyl	741	708.5	
C ₃ H ₃ Cl ₃ O	1,1,1-Trichloro-2-propanone	768.3	736.3	
C ₃ H ₃ F ₃ O	1,1,1-Trifluoroacetone	723.9	692.0	
C ₃ H ₃ F ₃ O ₂	Methyl trifluoroacetate	740.5	709.6	
C ₃ H ₃ N	Acrylonitrile	784.7	753.7	
C ₃ H ₃ NO	Oxazole	876.4	844.5	
C ₃ H ₃ NO	Isoxazole	848.6	816.8	
C ₃ H ₃ NO	2-Oxopropanenitrile	746.9	716.2	
C ₃ H ₃ NS	Thiazole	904	872.1	
C ₃ H ₃ N ₃	1,3,5-Triazine	848.8	819.6	
C ₃ H ₄	Allene	775.3	745.8	
C ₃ H ₄	Propyne	748.2	723.0	
C ₃ H ₄	Cyclopropene	818.5	787.8	
C ₃ H ₄ ClN	3-Chloropropanenitrile	773.1	742.4	
C ₃ H ₄ N ₂	1 <i>H</i> -Pyrazole	894.1	860.5	
C ₃ H ₄ N ₂	Imidazole	942.8	909.2	
C ₃ H ₄ N ₂ S	2-Thiazolamine	930.6	898.7	
C ₃ H ₄ O	Acrolein	797.0	765.1	

Molecular formula	Name	E_{pa} kJ/mol	$\Delta_{base}G^\circ$ kJ/mol	Notes
C ₃ H ₄ O	1-Propen-1-one	834.1	803.4	
C ₃ H ₄ O ₃	Ethylene carbonate	814.2	784.4	
C ₃ H ₅	Allyl	736	707.4	
C ₃ H ₅	Cyclopropyl	738.9	702.0	
C ₃ H ₅ ClO ₂	Ethyl chloroformate	764.8	733.8	
C ₃ H ₅ FO	1-Fluoro-2-propanone	795.4	763.5	
C ₃ H ₅ F ₃ O	2,2,2-Trifluoroethyl methyl ether	747.6	718.4	
C ₃ H ₅ N	Propanenitrile	794.1	763.0	
C ₃ H ₅ N	2-Propyn-1-amine	887.4	853.5	
C ₃ H ₅ N	Ethyl isocyanide	851.3	818.9	
C ₃ H ₅ NO	Acrylamide	870.7	839.8	
C ₃ H ₅ NO	Methoxyacetone nitrile	758.1	727.4	
C ₃ H ₅ NO	2-Azetidinone	852.6	821.7	
C ₃ H ₅ NS	(Methylthio)acetonitrile	784.8	754.1	
C ₃ H ₅ N ₃	1 <i>H</i> -Pyrazol-3-amine	921.5	889.6	
C ₃ H ₅ N ₃	1 <i>H</i> -Pyrazol-4-amine	907.6	874.0	
C ₃ H ₆	Propene	741.6		Ref. 5
C ₃ H ₆	Cyclopropane	750.3	722.2	
C ₃ H ₆ N ₂	3-Aminopropanenitrile	866.4	832.5	
C ₃ H ₆ N ₂	Dimethylcyanamide	852.1	821.4	
C ₃ H ₆ N ₂ S	2-Imidazolidinethione	921.9	891.2	
C ₃ H ₆ O	Methyl vinyl ether	859.2	830.3	
C ₃ H ₆ O	Propanal	786.0	754.0	
C ₃ H ₆ O	Acetone	812	782.1	
C ₃ H ₆ O	Oxetane	801.3	773.9	
C ₃ H ₆ O ₂	Propanoic acid	797.2	766.2	
C ₃ H ₆ O ₂	Ethyl formate	799.4	768.4	
C ₃ H ₆ O ₂	Methyl acetate	821.6	790.7	
C ₃ H ₆ O ₃	Dimethyl carbonate	830.2	799.2	
C ₃ H ₆ S	(Methylthio)ethene	858.2	829.3	
C ₃ H ₆ S	Thietane	834.8	805.0	
C ₃ H ₆ S	Methylthiirane	833.3	801.5	
C ₃ H ₇ N	Allylamine	909.5	875.5	
C ₃ H ₇ N	Cyclopropylamine	904.7	869.9	
C ₃ H ₇ N	Azetidine	943.4	908.6	
C ₃ H ₇ N	1-Methylaziridine	934.8	904.1	
C ₃ H ₇ N	Propyleneimine	925.1	892.1	
C ₃ H ₇ NO	<i>N,N</i> -Dimethylformamide	887.5	856.6	
C ₃ H ₇ NO	<i>N</i> -Methylacetamide	888.5	857.6	
C ₃ H ₇ NO	Propanamide	876.2	845.3	
C ₃ H ₇ NO ₂	Isopropyl nitrite	845.5	813.0	
C ₃ H ₇ NO ₂	<i>L</i> -Alanine	901.6	867.7	
C ₃ H ₇ NO ₂	Sarcosine	921.2	888.7	
C ₃ H ₇ NO ₂ S	<i>L</i> -Cysteine	903.2	869.3	
C ₃ H ₇ NO ₃	<i>L</i> -Serine	914.6	880.7	
C ₃ H ₈	Propane	625.7	607.8	
C ₃ H ₈ N ₂ O	<i>N,N'</i> -Dimethylurea	903.3	873.5	
C ₃ H ₈ N ₂ S	<i>N,N'</i> -Dimethylthiourea	926.0	895.1	
C ₃ H ₈ O	1-Propanol	786.5	756.1	
C ₃ H ₈ O	2-Propanol	793.0	762.6	
C ₃ H ₈ O	Ethyl methyl ether	808.6	781.2	
C ₃ H ₈ O ₂	1,3-Propanediol	876.2	825.9	
C ₃ H ₈ O ₂	2-Methoxyethanol	768.8	729.8	
C ₃ H ₈ O ₃	Glycerol	874.8	820	
C ₃ H ₈ S	1-Propanethiol	794.9	763.6	
C ₃ H ₈ S	2-Propanethiol	803.6	772.3	
C ₃ H ₈ S	Ethyl methyl sulfide	846.5	815.3	
C ₃ H ₉ As	Trimethylarsine	897.3	864.9	
C ₃ H ₉ BO ₃	Trimethyl borate	815.8	783.4	
C ₃ H ₉ N	Propylamine	917.8	883.9	

Molecular formula	Name	E_{pa} kJ/mol	$\Delta_{\text{base}}G^\circ$ kJ/mol	Notes
C ₃ H ₉ N	Isopropylamine	923.8	889.0	
C ₃ H ₉ N	Ethylmethylamine	942.2	909.2	
C ₃ H ₉ N	Trimethylamine	948.9	918.1	
C ₃ H ₉ NO	2-Methoxyethylamine	928.6	894.6	
C ₃ H ₉ NO	Trimethylamine oxide	983.2	953.5	
C ₃ H ₉ NO	3-Amino-1-propanol	962.5	917.3	
C ₃ H ₉ O ₃ P	Trimethyl phosphite	929.7	899.9	
C ₃ H ₉ O ₄ P	Trimethyl phosphate	890.6	860.8	
C ₃ H ₉ P	Trimethylphosphine	958.8	926.3	
C ₃ H ₁₀ N ₂	1,3-Propanediamine	987.0	940.0	
C ₃ H ₁₀ OSi	Trimethylsilanol	814.0	781.5	
C ₄ F ₈	Perfluorocyclobutane	>544		Ref. 6
C ₄ H ₂	1,3-Butadiyne	737.2	712.8	
C ₄ H ₄ F ₆ O	Bis(2,2,2-trifluoroethyl) ether	702.3	674.9	
C ₄ H ₄ N ₂	Pyrazine	877.1	847.0	
C ₄ H ₄ N ₂	Pyrimidine	885.8	855.7	
C ₄ H ₄ N ₂	Pyridazine	907.2	877.1	
C ₄ H ₄ N ₂ O ₂	Uracil	872.7	841.7	
C ₄ H ₄ N ₂ S ₂	2,4(1 <i>H</i> ,3 <i>H</i>)-Pyrimidinedithione	911.4	880.5	
C ₄ H ₄ O	Furan	812	781	Ref. 10
C ₄ H ₄ O ₃	Succinic anhydride	797		Ref. 9
C ₄ H ₄ S	Thiophene	815.0	784.3	
C ₄ H ₅ Cl ₃ O ₂	Ethyl trichloroacetate	790.4	759.4	
C ₄ H ₅ F ₃ O ₂	Ethyl trifluoroacetate	758.8	727.9	
C ₄ H ₅ N	Pyrrrole	875.4	843.8	
C ₄ H ₅ N	Cyclopropanecarbonitrile	808.2	777.5	
C ₄ H ₅ NO ₂	Ethyl cyanofornate	745.7	714.7	
C ₄ H ₅ NS	2-Methylthiazole	930.6	898.7	
C ₄ H ₅ N ₃ O	Cytosine	949.9	918	
C ₄ H ₆	1,2-Butadiene	778.9	749.8	
C ₄ H ₆	1,3-Butadiene	783.4	757.6	
C ₄ H ₆	2-Butyne	775.8	745.1	
C ₄ H ₆	Cyclobutene	784.4	753.6	
C ₄ H ₆ F ₃ NO	2,2,2-Trifluoro- <i>N,N</i> -dimethylacetamide	849.0	818.0	
C ₄ H ₆ N ₂	1-Methylimidazol	959.6	927.7	
C ₄ H ₆ N ₂	2-Methyl-1 <i>H</i> -imidazole	963.4	929.6	
C ₄ H ₆ N ₂	4-Methyl-1 <i>H</i> -imidazole	952.8	920.9	
C ₄ H ₆ N ₂	1-Methyl-1 <i>H</i> -pyrazole	912.0	880.1	
C ₄ H ₆ N ₂	3-Methyl-1 <i>H</i> -pyrazole	906.0	874.2	
C ₄ H ₆ N ₂	4-Methyl-1 <i>H</i> -pyrazole	906.8	873.4	
C ₄ H ₆ O	2-Methylpropenal	808.7	776.8	
C ₄ H ₆ O	3-Buten-2-one	834.7	802.8	
C ₄ H ₆ O	Cyclobutanone	802.5	772.7	
C ₄ H ₆ O	2,3-Dihydrofuran	866.9	834.4	
C ₄ H ₆ O	2,5-Dihydrofuran	823.4	796	
C ₄ H ₆ O ₂	<i>trans</i> -2-Butenoic acid	824.0	793	
C ₄ H ₆ O ₂	Methacrylic acid	816.7	785.7	
C ₄ H ₆ O ₂	Cyclopropanecarboxylic acid	821.4	790.4	
C ₄ H ₆ O ₂	Vinyl acetate	813.9	782.9	
C ₄ H ₆ O ₂	Methyl acrylate	825.8	794.8	
C ₄ H ₆ O ₂	2,3-Butanedione	801.9	770.1	
C ₄ H ₆ O ₂	γ -Butyrolactone	840.0	808.1	
C ₄ H ₆ O ₂	2,3-Dihydro-1,4-dioxin	823.5	792.8	
C ₄ H ₆ O ₃	Acetic anhydride	844		Ref. 9
C ₄ H ₇	2-Methylallyl	778	747.3	
C ₄ H ₇ N	Butanenitrile	798.4	767.7	
C ₄ H ₇ N	2-Methylpropanenitrile	803.6	772.8	
C ₄ H ₇ N	1-Isocyanopropane	856.8	824.3	
C ₄ H ₇ NO	2-Butenamide	887.1	856.1	

Molecular formula	Name	E_{pa} kJ/mol	$\Delta_{base}G^\circ$ kJ/mol	Notes
C ₄ H ₇ NO	2-Methyl-2-propenamamide	880.4	849.4	
C ₄ H ₇ NO ₄	<i>L</i> -Aspartic acid	908.9	875	
C ₄ H ₈	<i>trans</i> -2-Butene	747	719.9	
C ₄ H ₈	Isobutene	802.1	775.6	
C ₄ H ₈ N ₂	(Dimethylamino)acetonitrile	884.5	853.7	
C ₄ H ₈ N ₂ O ₃	<i>L</i> -Asparagine	929	891.5	
C ₄ H ₈ N ₂ O ₃	<i>N</i> -Glycylglycine		882	
C ₄ H ₈ O	Ethyl vinyl ether	870.1	840.4	
C ₄ H ₈ O	2-Methoxy-1-propene	894.9	866.1	
C ₄ H ₈ O	Butanal	792.7	760.8	
C ₄ H ₈ O	Isobutanal	797.3	765.5	
C ₄ H ₈ O	2-Butanone	827.3	795.5	
C ₄ H ₈ O	Tetrahydrofuran	822.1	794.7	
C ₄ H ₈ O ₂	Propyl formate	804.9	773.9	
C ₄ H ₈ O ₂	Isopropyl formate	811.3	780.3	
C ₄ H ₈ O ₂	Ethyl acetate	835.7	804.7	
C ₄ H ₈ O ₂	Methyl propanoate	830.2	799.2	
C ₄ H ₈ O ₂	1,3-Dioxane	825.4	796.2	
C ₄ H ₈ O ₂	1,4-Dioxane	797.4	770.0	
C ₄ H ₈ O ₃	Ethyl methyl carbonate	842.7	810.8	
C ₄ H ₈ S	Tetrahydrothiophene	849.1	819.3	
C ₄ H ₉ N	Pyrrolidine	948.3	915.3	
C ₄ H ₉ NO	<i>N</i> -Methylpropanamide	920.4	889.4	
C ₄ H ₉ NO	2-Methylpropanamide	878.6	846.7	
C ₄ H ₉ NO	<i>N</i> -Ethylacetamide	898.0	867.0	
C ₄ H ₉ NO	<i>N,N</i> -Dimethylacetamide	908.0	877.0	
C ₄ H ₉ NO	Morpholine	924.3	891.2	
C ₄ H ₉ NO ₂	<i>tert</i> -Butyl nitrite	863.9	831.4	
C ₄ H ₉ NO ₂	Ethyl <i>N</i> -methylcarbamate	888.8	857.8	
C ₄ H ₉ NO ₃	<i>L</i> -Threonine	922.5	888.5	
C ₄ H ₉ NS	<i>N,N</i> -Dimethylthioacetamide	925.3	894.4	
C ₄ H ₁₀	Isobutane	677.8	671.3	
C ₄ H ₁₀ N ₂	Piperazine	943.7	914.7	
C ₄ H ₁₀ N ₂	3-Ethyl-3-methyldiaziridine	903.8	871.3	
C ₄ H ₁₀ O	1-Butanol	789.2	758.9	
C ₄ H ₁₀ O	2-Butanol	815.7	784.6	
C ₄ H ₁₀ O	2-Methyl-1-propanol	793.7	762.2	
C ₄ H ₁₀ O	2-Methyl-2-propanol	802.6	772.2	
C ₄ H ₁₀ O	Diethyl ether	828.4	801	
C ₄ H ₁₀ O	Methyl propyl ether	814.9	785.7	
C ₄ H ₁₀ O	Isopropyl methyl ether	826.3	797.1	
C ₄ H ₁₀ O ₂	1,4-Butanediol	915.6	854.9	
C ₄ H ₁₀ O ₂	1,2-Dimethoxyethane	858.0	820.2	
C ₄ H ₁₀ O ₃	1,2,4-Butanetriol	905.9	841	
C ₄ H ₁₀ S	1-Butanethiol	801.7	770.5	
C ₄ H ₁₀ S	2-Methyl-1-propanethiol	802.6	771.4	
C ₄ H ₁₀ S	2-Methyl-2-propanethiol	816.4	785.1	
C ₄ H ₁₀ S	Diethyl sulfide	856.7	827.0	
C ₄ H ₁₁ N	Butylamine	921.5	886.6	
C ₄ H ₁₁ N	<i>tert</i> -Butylamine	934.1	899.9	
C ₄ H ₁₁ N	Isobutylamine	924.8	890.8	
C ₄ H ₁₁ N	Diethylamine	952.4	919.4	
C ₄ H ₁₁ N	Isopropylmethylamine	952.4	919.4	
C ₄ H ₁₁ N	Ethyldimethylamine	960.1	929.1	
C ₄ H ₁₁ NO	<i>N</i> -Ethyl- <i>N</i> -hydroxyethanamine	914.7	882.2	
C ₄ H ₁₁ NO	4-Amino-1-butanol	984.5	932.1	
C ₄ H ₁₁ NO ₂	Diethanolamine	953	920	
C ₄ H ₁₂ N ₂	1,4-Butanediamine	1005.6	954.3	
C ₄ H ₁₂ N ₂	<i>N,N'</i> -Dimethyl-1,2-ethanediamine	989.2	946.9	
C ₄ H ₁₂ Sn	Tetramethylstannane	823.7	797.4	

Molecular formula	Name	E_{pa} kJ/mol	$\Delta_{base}G^\circ$ kJ/mol	Notes
C ₄ H ₁₄ OSi ₂	1,1,3,3-Tetramethyldisiloxane	845.3	814.6	
C ₄ NiO ₄	Nickel carbonyl	742.3	716.0	
C ₅ F ₅ N	Perfluoropyridine	764.9	733.0	
C ₅ FeO ₅	Iron pentacarbonyl	833.0	798.5	
C ₅ H ₃ ClN ₄	6-Chloro-1 <i>H</i> -purine	873.6	841.7	
C ₅ H ₄ BrN	2-Bromopyridine	904.8	873.0	
C ₅ H ₄ BrN	3-Bromopyridine	910.0	878.2	
C ₅ H ₄ BrN	4-Bromopyridine	917.8	886.0	
C ₅ H ₄ ClN	2-Chloropyridine	900.9	869	
C ₅ H ₄ ClN	3-Chloropyridine	903.4	871.5	
C ₅ H ₄ ClN	4-Chloropyridine	916.1	884.2	
C ₅ H ₄ FN	3-Fluoropyridine	902.0	870.1	
C ₅ H ₄ FN	2-Fluoropyridine	884.6	852.7	
C ₅ H ₄ N ₂ O ₂	4-Nitropyridine	874.3	842.5	
C ₅ H ₄ N ₂ O ₃	4-Nitropyridine 1-oxide	868.0	837.3	
C ₅ H ₄ N ₄	1 <i>H</i> -Purine	920.1	888.2	
C ₅ H ₄ N ₄ O	Hypoxanthine	912.3	880.5	
C ₅ H ₅	Cyclopentadienyl	831.5	799.1	
C ₅ H ₅ N	Pyridine	930	898.1	
C ₅ H ₅ NO	3-Pyridinol	929.5	897.7	
C ₅ H ₅ NO	Pyridine-1-oxide	923.6	892.9	
C ₅ H ₅ N ₅	Adenine	942.8	912.5	
C ₅ H ₅ N ₅ O	Guanine	959.5	927.6	
C ₅ H ₆	1,3-Cyclopentadiene	821.6	798.4	
C ₅ H ₆ N ₂	2-Pyridinamine	947.2	915.3	
C ₅ H ₆ N ₂	3-Pyridinamine	954.4	922.6	
C ₅ H ₆ N ₂	4-Pyridinamine	979.7	947.8	
C ₅ H ₆ N ₂ O ₂	Thymine	880.9	850.0	
C ₅ H ₆ O	2-Methylfuran	865.9	833.5	
C ₅ H ₆ O	3-Methylfuran	854.0	821.5	
C ₅ H ₆ O ₃	Glutaric anhydride	816		Ref. 9
C ₅ H ₆ O ₃	3-Methylsuccinic anhydride	807		Ref. 9
C ₅ H ₆ S	2-Methylthiophene	859.0	826.5	
C ₅ H ₇ F ₃ O ₂	Propyl trifluoroacetate	763.9	732.9	
C ₅ H ₈	<i>trans</i> -1,3-Pentadiene	834.1	804.4	
C ₅ H ₈	2-Methyl-1,3-butadiene	826.4	797.6	
C ₅ H ₈	2-Pentyne	810.2	778.0	
C ₅ H ₈	3-Methyl-1-butyne	814.9	787.8	
C ₅ H ₈	Cyclopentene	766.3	733.8	
C ₅ H ₈	1-Methylcyclobutene	841.5	807.3	
C ₅ H ₈	Vinylcyclopropane	816.3	787.5	
C ₅ H ₈	3,3-Dimethylcyclopropene	847.8	817.1	
C ₅ H ₈ N ₂	1,3-Dimethyl-1 <i>H</i> -pyrazole	933.9	902.3	
C ₅ H ₈ N ₂	1,4-Dimethyl-1 <i>H</i> -imidazole	976.7	944.9	
C ₅ H ₈ N ₂	1,5-Dimethyl-1 <i>H</i> -pyrazole	934.3	902.8	
C ₅ H ₈ N ₂	3,4-Dimethyl-1 <i>H</i> -pyrazole	927.3	895.4	
C ₅ H ₈ N ₂	3,5-Dimethyl-1 <i>H</i> -pyrazole	933.5	900.1	
C ₅ H ₈ N ₂	1,2-Dimethyl-1 <i>H</i> -imidazole	984.7	952.6	
C ₅ H ₈ N ₂	1,5-Dimethyl-1 <i>H</i> -imidazole	977.6	945.8	
C ₅ H ₈ O	<i>trans</i> -2-Pentalenal	839.0	807.2	
C ₅ H ₈ O	3-Methyl-2-butenal	856.9	825.0	
C ₅ H ₈ O	3-Methyl-3-buten-2-one	843.1	811.3	
C ₅ H ₈ O	Cyclopropyl methyl ketone	854.9	823	
C ₅ H ₈ O	Cyclopentanone	823.7	794.0	
C ₅ H ₈ O	3,4-Dihydro-2 <i>H</i> -pyran	865.8	833.4	
C ₅ H ₈ O ₂	3-Methyl-2-butenic acid	822.9	791.9	
C ₅ H ₈ O ₂	<i>cis</i> -2-Methyl-2-butenic acid	822.5	791.5	
C ₅ H ₈ O ₂	Cyclobutanecarboxylic acid	817.4	786.4	
C ₅ H ₈ O ₂	Methyl <i>trans</i> -2-butenate	851.3	820.4	
C ₅ H ₈ O ₂	Methyl methacrylate	831.4	800.5	

Molecular formula	Name	E_{pa} kJ/mol	$\Delta_{base}G^\circ$ kJ/mol	Notes
C ₅ H ₈ O ₂	Methyl cyclopropanecarboxylate	842.1	811.2	
C ₅ H ₈ O ₂	2,4-Pentanedione	873.5	836.8	
C ₅ H ₉ N	2-Isocyano-2-methylpropane	870.7	838.3	
C ₅ H ₉ N	3-(Dimethylamino)-1-propyne	940.3	909.5	
C ₅ H ₉ N	Pentanenitrile	802.4	771.7	
C ₅ H ₉ N	2,2-Dimethylpropanenitrile	810.9	780.2	
C ₅ H ₉ NO	3-Ethoxypropanenitrile	807.2	776.5	
C ₅ H ₉ NO	<i>N,N</i> -Dimethyl-2-propenamide	904.3	873.4	
C ₅ H ₉ NO	<i>N</i> -Methyl-2-pyrrolidone	923.5	891.6	
C ₅ H ₉ NO ₂	<i>L</i> -Proline	920.5	886.0	
C ₅ H ₉ NO ₄	<i>L</i> -Glutamic acid	913.0	879.1	
C ₅ H ₉ N ₃	Histamine	999.8	961.9	
C ₅ H ₁₀	2-Methyl-2-butene	808.8	779.9	
C ₅ H ₁₀ N ₂ O	1,3-Dimethyl-2-imidazolidinone	918.4	886.0	
C ₅ H ₁₀ N ₂ O ₃	<i>L</i> -Glutamine	937.8	900	
C ₅ H ₁₀ O	Allyl ethyl ether	833.7	804.5	
C ₅ H ₁₀ O	Pentanal	796.6	764.8	
C ₅ H ₁₀ O	2-Pentanone	832.7	800.9	
C ₅ H ₁₀ O	3-Pentanone	836.8	807	
C ₅ H ₁₀ O	3-Methyl-2-butanone	836.3	804.4	
C ₅ H ₁₀ O	Tetrahydropyran	822.8	795.4	
C ₅ H ₁₀ O	2-Methyltetrahydrofuran	840.8	811.6	
C ₅ H ₁₀ O ₂	Butyl formate	806.0	775	
C ₅ H ₁₀ O ₂	Propyl acetate	836.6	805.6	
C ₅ H ₁₀ O ₂	Isopropyl acetate	836.6	805.6	
C ₅ H ₁₀ O ₂	Methyl butanoate	836.4	805.4	
C ₅ H ₁₀ O ₂	Methyl isobutanoate	836.6	805.7	
C ₅ H ₁₀ O ₂	<i>cis</i> -1,2-Cyclopentanediol	885.6	853.1	
C ₅ H ₁₀ S	Thiacyclohexane	855.8	826.0	
C ₅ H ₁₁ N	Allyldimethylamine	957.8	926.8	
C ₅ H ₁₁ N	Piperidine	954.0	921	
C ₅ H ₁₁ N	<i>N</i> -Methylpyrrolidine	965.6	934.8	
C ₅ H ₁₁ NO	2,2-Dimethylpropanamide	889.0	857.2	
C ₅ H ₁₁ NO ₂	<i>L</i> -Valine	910.6	876.7	
C ₅ H ₁₁ NO ₂ S	<i>L</i> -Methionine	935.4	901.5	
C ₅ H ₁₂ N ₂ O	Tetramethylurea	930.6	899.6	
C ₅ H ₁₂ N ₂ S	Tetramethylthiourea	947.6	916.6	
C ₅ H ₁₂ O	2,2-Dimethyl-1-propanol	795.5	765.2	
C ₅ H ₁₂ O	Butyl methyl ether	820.3	791.2	
C ₅ H ₁₂ O	Methyl tert-butyl ether	841.6	812.4	
C ₅ H ₁₂ O	Ethyl isopropyl ether	842.7	813.5	
C ₅ H ₁₂ S	2,2-Dimethyl-1-propanethiol	809.5	778.2	
C ₅ H ₁₂ Si	Vinyltrimethylsilane	833	804.1	
C ₅ H ₁₃ N	Pentylamine	923.5	889.5	
C ₅ H ₁₃ N	2-Methyl-2-butanamine	937.8	903.6	
C ₅ H ₁₃ N	2,2-Dimethylpropylamine	928.3	894.0	
C ₅ H ₁₃ N	Ethylisopropylamine	960.0	926.7	
C ₅ H ₁₃ N	<i>N,N</i> -Dimethyl-1-propanamine	962.8	931.9	
C ₅ H ₁₃ N	Diethylmethylamine	971.0	940.0	
C ₅ H ₁₃ N ₃	1,1,3,3-Tetramethylguanidine	1031.6	997.4	
C ₅ H ₁₄ N ₂	<i>N,N,N',N'</i> -Tetramethylmethanediamine	952.2	919.8	
C ₅ H ₁₄ N ₂	<i>N,N</i> -Dimethyl-1,3-propanediamine	1025.0	975.3	
C ₅ H ₁₄ N ₂	1,5-Pentanediamine	999.6	946.2	
C ₆ CrO ₆	Chromium carbonyl	739.2	714.6	
C ₆ F ₆	Hexafluorobenzene	648.0	624.4	
C ₆ HF ₅	Pentafluorobenzene	690.4	662.7	
C ₆ H ₂ F ₄	1,2,3,4-Tetrafluorobenzene	700.4	672.7	
C ₆ H ₂ F ₄	1,2,3,5-Tetrafluorobenzene	747.3	719.6	
C ₆ H ₂ F ₄	1,2,4,5-Tetrafluorobenzene	746.5	718.8	
C ₆ H ₃ F ₃	1,2,3-Trifluorobenzene	724.3	696.6	

Molecular formula	Name	E_{pa} kJ/mol	$\Delta_{base}G^\circ$ kJ/mol	Notes
$C_6H_3F_3$	1,2,4-Trifluorobenzene	729.5	699.4	
$C_6H_3F_3$	1,3,5-Trifluorobenzene	741.9	715.4	
C_6H_4	Benzyne	841	808.5	
$C_6H_4F_2$	<i>o</i> -Difluorobenzene	731.2	703.5	
$C_6H_4F_2$	<i>m</i> -Difluorobenzene	749.7	722	
$C_6H_4F_2$	<i>p</i> -Difluorobenzene	718.7	692.8	
$C_6H_4N_2$	2-Pyridinecarbonitrile	872.9	841	
$C_6H_4N_2$	3-Pyridinecarbonitrile	877.0	845.1	
$C_6H_4N_2$	4-Pyridinecarbonitrile	880.6	848.8	
$C_6H_4O_2$	<i>p</i> -Benzoquinone	799.1	769.3	
C_6H_5	Phenyl	884	851.5	
C_6H_5Br	Bromobenzene	754.1	725.8	
C_6H_5Cl	Chlorobenzene	753.1	724.6	
C_6H_5F	Fluorobenzene	755.9	726.6	
C_6H_5NO	Nitrosobenzene	854.3	823.6	
C_6H_5NO	4-Pyridinecarboxaldehyde	904.6	872.8	
$C_6H_5NO_2$	Nitrobenzene	800.3	769.5	
$C_6H_5N_3$	Azidobenzene	820	787.5	
C_6H_5O	Phenoxy	873.2		Ref. 4
C_6H_6	Benzene	750.4	725.4	
C_6H_6BrN	3-Bromoaniline	873.2	841.4	
C_6H_6ClN	3-Chloroaniline	868.1	836.3	
C_6H_6ClN	4-Chloroaniline	873.8	842.0	
C_6H_6ClN	2-Chloro-4-methylpyridine	921.2	889.4	
C_6H_6ClN	2-Chloro-6-methylpyridine	908.0	876.2	
C_6H_6ClNO	2-Chloro-6-methoxypyridine	909.9	878.0	
C_6H_6FN	3-Fluoroaniline	867.3	835.5	
C_6H_6FN	4-Fluoroaniline	871.5	839.7	
C_6H_6IN	3-Iodoaniline	878.7	846.8	
C_6H_6N	Anilino	949.8	917.4	
$C_6H_6N_2O$	3-Pyridinecarboxamide	918.3	886.4	
$C_6H_6N_2O_2$	4-Nitroaniline	866.0	834.2	
$C_6H_6N_4$	6-Methyl-1 <i>H</i> -purine	939.2	907.3	
C_6H_6O	Bis(2-propynyl) ether	783.9	756.5	
C_6H_6O	Phenol	817.3	786.3	
C_6H_7N	Bis(2-propynyl)amine	910.0	876.9	
C_6H_7N	Aniline	882.5	850.6	
C_6H_7N	2-Methylpyridine	949.1	917.3	
C_6H_7N	3-Methylpyridine	943.4	911.6	
C_6H_7N	4-Methylpyridine	947.2	915.3	
C_6H_7NO	1-Methyl-2(1 <i>H</i>)-pyridinone	925.8	894.8	
C_6H_7NO	2-Aminophenol	898.8	866.9	
C_6H_7NO	3-Aminophenol	898.8	866.9	
C_6H_7NO	2-Methoxypyridine	934.7	902.8	
C_6H_7NO	3-Methoxypyridine	942.7	910.9	
C_6H_7NO	4-Methoxypyridine	961.7	929.8	
C_6H_7NO	3-Methylpyridine-1-oxide	935.2	902.8	
C_6H_8	1,3-Cyclohexadiene	837	804.5	
C_6H_8	1,4-Cyclohexadiene	837	808.0	
$C_6H_8N_2$	1,2-Benzenediamine	896.5	865.8	
$C_6H_8N_2$	1,3-Benzenediamine	929.9	899.2	
$C_6H_8N_2$	1,4-Benzenediamine	905.9	874.0	
$C_6H_8N_2O$	Bis(2-cyanoethyl) ether	813.8	786.4	
C_6H_8O	2,4-Dimethylfuran	894.7	862.3	
C_6H_8O	2,5-Dimethylfuran	865.9	835.2	
C_6H_8O	3,4-Dimethylfuran	869.0	838.3	
$C_6H_8O_2$	1,3-Cyclohexanedione	881.2	849.4	
$C_6H_8O_2$	1,4-Cyclohexanedione	812.5	782.7	
$C_6H_8O_2$	1,2-Cyclohexanedione	849.6	818.9	
$C_6H_8O_3$	4-Methylglutaric anhydride	820		Ref. 9

Molecular formula	Name	E_{pa} kJ/mol	$\Delta_{\text{base}}G^\circ$ kJ/mol	Notes
$\text{C}_6\text{H}_9\text{F}_3\text{O}_2$	Butyl trifluoroacetate	764.8	733.8	
$\text{C}_6\text{H}_9\text{N}$	2,5-Dimethylpyrrole	918.7	887.1	
$\text{C}_6\text{H}_9\text{N}_3\text{O}_2$	<i>L</i> -Histidine	988	950.2	
C_6H_{10}	Methylenecyclopentane	832.4	803.5	
C_6H_{10}	(1-Methylvinyl)cyclopropane	871.6	842.7	
C_6H_{10}	2-Methyl-1,3-pentadiene	864.9	836	
C_6H_{10}	3-Methyl-1,3-pentadiene	852.3	823.4	
C_6H_{10}	2,3-Dimethyl-1,3-butadiene	835.0	807.8	
C_6H_{10}	1-Hexyne	799.8	774.8	
C_6H_{10}	2-Hexyne	806.1	781.1	
C_6H_{10}	Cyclohexene	784.5	752.0	
C_6H_{10}	1-Methylcyclopentene	816.5	787.1	
$\text{C}_6\text{H}_{10}\text{N}_2$	1,3,5-Trimethyl-1 <i>H</i> -pyrazole	949.3	917.4	
$\text{C}_6\text{H}_{10}\text{N}_2$	3,4,5-Trimethyl-1 <i>H</i> -pyrazole	949.3	916.0	
$\text{C}_6\text{H}_{10}\text{O}$	7-Oxabicyclo[2.2.1]heptane	844.2	816.8	
$\text{C}_6\text{H}_{10}\text{O}$	7-Oxabicyclo[4.1.0]heptane	848.1	815.6	
$\text{C}_6\text{H}_{10}\text{O}$	<i>trans</i> -3-Hexen-2-one	865.6	833.8	
$\text{C}_6\text{H}_{10}\text{O}$	Diallyl ether	827.4	800.0	
$\text{C}_6\text{H}_{10}\text{O}$	Cyclohexanone	841.0	811.2	
$\text{C}_6\text{H}_{10}\text{O}$	Mesityl oxide	878.7	846.9	
$\text{C}_6\text{H}_{10}\text{O}_2$	Cyclopentanecarboxylic acid	817.4	786.4	
$\text{C}_6\text{H}_{10}\text{O}_2$	2,5-Hexanedione	892.0	851.8	
$\text{C}_6\text{H}_{11}\text{N}$	<i>N</i> -Allyl-2-propen-1-amine	949.3	916.3	
$\text{C}_6\text{H}_{11}\text{NO}$	1-Methyl-2-piperidinone	924.4	892.6	
$\text{C}_6\text{H}_{11}\text{N}_3\text{O}_4$	<i>N</i> -(<i>N</i> -Glycylglycyl)glycine	966.8	916.8	
C_6H_{12}	1-Hexene	805.2	776.3	
C_6H_{12}	2-Methyl-2-pentene	812	783.1	
C_6H_{12}	2,3-Dimethyl-2-butene	813.9	785.9	
C_6H_{12}	Cyclohexane	686.9	666.9	
$\text{C}_6\text{H}_{12}\text{N}_2$	Triethylenediamine	963.4	934.6	
$\text{C}_6\text{H}_{12}\text{N}_2\text{O}_3$	<i>N</i> - <i>L</i> -Alanyl- <i>L</i> -alanine		905.6	
$\text{C}_6\text{H}_{12}\text{O}$	Oxepane	834.2	806.8	
$\text{C}_6\text{H}_{12}\text{O}$	3-Hexanone	843.2	811.3	
$\text{C}_6\text{H}_{12}\text{O}$	3,3-Dimethyl-2-butanone	840.1	808.2	
$\text{C}_6\text{H}_{12}\text{O}_2$	<i>cis</i> -1,3-Cyclohexanediol	882.2	849.7	
$\text{C}_6\text{H}_{12}\text{O}_2$	<i>trans</i> -1,3-Cyclohexanediol	828.6	797.9	
$\text{C}_6\text{H}_{12}\text{O}_2$	Methyl 2,2-dimethylpropanoate	845.2	814.2	
$\text{C}_6\text{H}_{12}\text{O}_2$	Diacetone alcohol	822.9	791.1	
$\text{C}_6\text{H}_{12}\text{O}_6$	α - <i>D</i> -Glucose		778.9	
$\text{C}_6\text{H}_{12}\text{O}_6$	β - <i>D</i> -Glucose		778.9	
$\text{C}_6\text{H}_{13}\text{N}$	<i>N,N</i> ,2-Trimethylpropenylamine	967.0	934.5	
$\text{C}_6\text{H}_{13}\text{N}$	Cyclohexylamine	934.4	899.6	
$\text{C}_6\text{H}_{13}\text{N}$	1-Methylpiperidine	971.1	940.1	
$\text{C}_6\text{H}_{13}\text{N}$	Hexahydro-1 <i>H</i> -azepine	956.7	923.5	
$\text{C}_6\text{H}_{13}\text{NO}$	<i>N,N</i> -Dimethylbutanamide	921.7	890.8	
$\text{C}_6\text{H}_{13}\text{NO}$	<i>N,N</i> -Diethylacetamide	925.4	894.4	
$\text{C}_6\text{H}_{13}\text{NO}_2$	<i>L</i> -Leucine	914.6	880.6	
$\text{C}_6\text{H}_{13}\text{NO}_2$	<i>L</i> -Isoleucine	917.4	883.5	
$\text{C}_6\text{H}_{14}\text{N}_2\text{O}_2$	<i>L</i> -Lysine	996	951.0	
$\text{C}_6\text{H}_{14}\text{N}_4\text{O}_2$	<i>L</i> -Arginine	1051.0	1006.6	
$\text{C}_6\text{H}_{14}\text{O}$	Dipropyl ether	837.9	810.5	
$\text{C}_6\text{H}_{14}\text{O}$	Diisopropyl ether	855.5	828.1	
$\text{C}_6\text{H}_{14}\text{O}$	<i>tert</i> -Butyl ethyl ether	856.0	826.9	
$\text{C}_6\text{H}_{14}\text{O}_3$	Diethylene glycol dimethyl ether	918.8	870.9	
$\text{C}_6\text{H}_{14}\text{S}$	Dipropyl sulfide	864.7	834.9	
$\text{C}_6\text{H}_{14}\text{S}$	Diisopropyl sulfide	876.4	846.6	
$\text{C}_6\text{H}_{15}\text{N}$	Butyldimethylamine	969.2	938.2	
$\text{C}_6\text{H}_{15}\text{N}$	Isobutyldimethylamine	968.7	937.8	
$\text{C}_6\text{H}_{15}\text{N}$	Hexylamine	927.5	893.5	
$\text{C}_6\text{H}_{15}\text{N}$	Dipropylamine	962.3	929.3	

Molecular formula	Name	E_{pa} kJ/mol	$\Delta_{\text{base}}G^\circ$ kJ/mol	Notes
C ₆ H ₁₅ N	Diisopropylamine	971.9	938.6	
C ₆ H ₁₅ N	Triethylamine	981.8	951	
C ₆ H ₁₅ NO	6-Amino-1-hexanol	969.0	915.7	
C ₆ H ₁₅ OP	Triethylphosphine oxide	936.6	906.8	
C ₆ H ₁₅ O ₄ P	Triethyl phosphate	909.3	879.6	
C ₆ H ₁₅ P	Triethylphosphine	984.5	952.0	
C ₆ H ₁₆ N ₂	1,6-Hexanediamine	999.5	946.2	
C ₆ H ₁₆ N ₂	<i>N,N,N',N'</i> -Tetramethyl-1,2-ethanediamine	1012.8	970.6	
C ₆ H ₁₆ OSi	Triethylsilanol	822.1	794.8	
C ₆ H ₁₈ N ₃ OP	Hexamethylphosphoric triamide	958.6	928.7	
C ₆ H ₁₈ N ₃ P	Hexamethylphosphorous triamide	930.1	897.7	
C ₆ H ₁₈ OSi ₂	Hexamethyldisiloxane	846.4	816.2	
C ₆ MoO ₆	Molybdenum hexacarbonyl	762.6	738.1	
C ₆ O ₆ W	Tungsten carbonyl	758.0	733.4	
C ₇ H ₄ N ₂ O ₂	3-Nitrobenzonitrile	781.4	750.7	
C ₇ H ₄ N ₂ O ₂	4-Nitrobenzonitrile	775.7	745.1	
C ₇ H ₅ ClO	3-Chlorobenzaldehyde	813.0	781.1	
C ₇ H ₅ ClO	4-Chlorobenzaldehyde	831.3	799.4	
C ₇ H ₅ FO	3-Fluorobenzaldehyde	814.3	782.5	
C ₇ H ₅ FO	4-Fluorobenzaldehyde	827.1	795.3	
C ₇ H ₅ N	Benzonitrile	811.5	780.9	
C ₇ H ₅ N	Isocyanobenzene	868.4	836.0	
C ₇ H ₅ NO	Benzoxazole	891.6	859.8	
C ₇ H ₅ NO ₃	4-Nitrobenzaldehyde	795.1	763.2	
C ₇ H ₆ ClNO	3-Chlorobenzamide	877.2	846.3	
C ₇ H ₆ ClNO	4-Chlorobenzamide	877.2	846.3	
C ₇ H ₆ F	<i>m</i> -Fluorobenzyl	836.5	804	
C ₇ H ₆ FNO	3-Fluorobenzamide	877.2	846.3	
C ₇ H ₆ FNO	4-Fluorobenzamide	877.2	846.3	
C ₇ H ₆ F ₃ N	3-(Trifluoromethyl)aniline	856.9	825.1	
C ₇ H ₆ N ₂	1 <i>H</i> -Benzimidazole	953.8	920.5	
C ₇ H ₆ N ₂	1 <i>H</i> -Indazole	900.8	868.9	
C ₇ H ₆ N ₂	3-Aminobenzonitrile	842.3	810.4	
C ₇ H ₆ N ₂	1 <i>H</i> -Pyrrolo[2,3- <i>b</i>]pyridine	940.2	908.3	
C ₇ H ₆ N ₂ O ₃	4-Nitrobenzamide	845.3	814.4	
C ₇ H ₆ N ₂ O ₃	3-Nitrobenzamide	854.2	823.2	
C ₇ H ₆ O	Benzaldehyde	834.0	802.1	
C ₇ H ₆ O	2,4,6-Cycloheptatrien-1-one	920.8	891.0	
C ₇ H ₆ O ₂	Benzoic acid	821.1	790.1	
C ₇ H ₇	Benzyl	831.4	800.7	
C ₇ H ₇ Br	2-Bromotoluene	775.3	745.8	
C ₇ H ₇ Br	3-Bromotoluene	782.0	752.5	
C ₇ H ₇ Br	4-Bromotoluene	775.3	745.8	
C ₇ H ₇ Cl	2-Chlorotoluene	790.5	761.1	
C ₇ H ₇ Cl	3-Chlorotoluene	783.9	754.5	
C ₇ H ₇ Cl	4-Chlorotoluene	762.9	735.2	
C ₇ H ₇ F	2-Fluorotoluene	773.3	743.8	
C ₇ H ₇ F	3-Fluorotoluene	785.4	756.0	
C ₇ H ₇ F	4-Fluorotoluene	763.8	736.1	
C ₇ H ₇ I	1-Iodo-2-methylbenzene	780.3	750.8	
C ₇ H ₇ N	4-Vinylpyridine	944.1	912.3	
C ₇ H ₇ NO	1-(3-Pyridinyl)ethanone	916.2	884.3	
C ₇ H ₇ NO	1-(4-Pyridinyl)ethanone	914.7	882.9	
C ₇ H ₇ NO	4-Aminobenzaldehyde	910.4	878.6	
C ₇ H ₇ NO	Benzamide	892.1	861.2	
C ₇ H ₇ NO ₂	Methyl 3-pyridinecarboxylate	925.6	893.8	
C ₇ H ₇ NO ₂	Methyl 4-pyridinecarboxylate	926.6	894.7	
C ₇ H ₇ NO ₂	Aniline-2-carboxylic acid	901.5	869.0	
C ₇ H ₇ NO ₂	Aniline-3-carboxylic acid	864.7	832.3	

Molecular formula	Name	E_{pa} kJ/mol	$\Delta_{base}G^\circ$ kJ/mol	Notes
C ₇ H ₇ NO ₂	Aniline-4-carboxylic acid	864.7	832.3	
C ₇ H ₇ NO ₂	4-Nitrotoluene	815.2	782.7	
C ₇ H ₇ NO ₃	4-Nitrobenzenemethanol	810.5	778.0	
C ₇ H ₇ N ₃	1-Methyl-1 <i>H</i> -benzotriazole	931.2	898.7	
C ₇ H ₇ O	2-Methylphenoxy	874.5	842	
C ₇ H ₈	Toluene	784.0	756.3	
C ₇ H ₈	2,5-Norbornadiene	849.3	820.3	
C ₇ H ₈ N ₂ O	4-Aminobenzamide	927.9	896.9	
C ₇ H ₈ N ₂ O	3-Aminobenzamide	900.9	869.9	
C ₇ H ₈ N ₂ O ₂	<i>N</i> -Methyl-4-nitroaniline	891.6	865.1	
C ₇ H ₈ O	<i>o</i> -Cresol	832	800	Ref. 10
C ₇ H ₈ O	<i>m</i> -Cresol	841	809	Ref. 10
C ₇ H ₈ O	<i>p</i> -Cresol	814	782	Ref. 10
C ₇ H ₈ O	Benzyl alcohol	778.3	748.0	
C ₇ H ₈ O	Anisole	839.6	807.2	
C ₇ H ₈ O ₂	2,6-Dimethyl-4 <i>H</i> -pyran-4-one	941.5	907.3	
C ₇ H ₈ O ₂ S	Methyl phenyl sulfone	812.7	780.3	
C ₇ H ₈ S	(Methylthio)benzene	872.6	843.7	
C ₇ H ₉ N	Benzylamine	913.3	879.4	
C ₇ H ₉ N	2-Methylaniline	890.9	859.1	
C ₇ H ₉ N	3-Methylaniline	895.8	864.0	
C ₇ H ₉ N	4-Methylaniline	896.7	864.8	
C ₇ H ₉ N	<i>N</i> -Methylaniline	916.6	890.1	
C ₇ H ₉ N	2-Ethylpyridine	952.4	920.6	
C ₇ H ₉ N	3-Ethylpyridine	947.4	915.5	
C ₇ H ₉ N	4-Ethylpyridine	951.1	919.2	
C ₇ H ₉ N	2,3-Dimethylpyridine	958.9	927.0	
C ₇ H ₉ N	2,4-Dimethylpyridine	962.9	930.8	
C ₇ H ₉ N	2,5-Dimethylpyridine	958.8	926.9	
C ₇ H ₉ N	2,6-Dimethylpyridine	963.0	931.1	
C ₇ H ₉ N	3,4-Dimethylpyridine	957.3	925.5	
C ₇ H ₉ N	3,5-Dimethylpyridine	955.4	923.5	
C ₇ H ₉ NO	2-Methoxyaniline	905.2	873.3	
C ₇ H ₉ NO	3-Methoxyaniline	913.0	881.1	
C ₇ H ₉ NO	4-Methoxyaniline	900.3	868.5	
C ₇ H ₁₀	Bicyclo[2.2.1]hept-2-ene	836.5	804.0	
C ₇ H ₁₀ N ₂	<i>N,N</i> -Dimethyl-2-pyridinamine	968.2	941.6	
C ₇ H ₁₀ N ₂	<i>N,N</i> -Dimethyl-4-pyridinamine	997.6	971.1	
C ₇ H ₁₀ O	Dicyclopropyl ketone	880.4	850.6	
C ₇ H ₁₀ O	Bicyclo[2.2.1]heptan-2-one	847.4	815.5	
C ₇ H ₁₁ N	Cyclohexanecarbonitrile	815.0	784.4	
C ₇ H ₁₂	2,4-Dimethyl-1,3-pentadiene	886.5	857.6	
C ₇ H ₁₂	1-Methylcyclohexene	825.1	792.6	
C ₇ H ₁₂	1,2-Dimethylcyclopentene	822.6	791.9	
C ₇ H ₁₂ N ₂	2,3,4,6,7,8-Hexahydropyrrolo[1,2- <i>a</i>]pyrimidine	1038.3	1005.9	
C ₇ H ₁₂ O	Cycloheptanone	845.6	815.9	
C ₇ H ₁₂ O	4-Methylcyclohexanone	844.9	813.0	
C ₇ H ₁₂ O ₂	Cyclohexanecarboxylic acid	823.8	792.8	
C ₇ H ₁₃ N	1-Azabicyclo[2.2.2]octane	983.3	952.5	
C ₇ H ₁₄	2,4-Dimethyl-2-pentene	812	783.1	
C ₇ H ₁₄ O	Methoxycyclohexane	840.5	811.3	
C ₇ H ₁₄ O	4-Heptanone	845.0	815.3	
C ₇ H ₁₄ O	2,4-Dimethyl-3-pentanone	850.3	820.5	
C ₇ H ₁₄ O	Cyclohexanemethanol	802.1	771.7	
C ₇ H ₁₅ N	Cyclohexanemethanamine	926.6	895.8	
C ₇ H ₁₆ O	<i>tert</i> -Butyl isopropyl ether	870.7	841.5	
C ₇ H ₁₇ N	Heptylamine	923.2	889.3	
C ₇ H ₁₇ N	Methyldipropylamine	983.5	950.9	
C ₇ H ₁₇ N	Diethylpropylamine	978.8	947.9	

Molecular formula	Name	E_{pa} kJ/mol	$\Delta_{base}G^\circ$ kJ/mol	Notes
$C_7H_{18}N_2$	1,7-Heptanediamine	998.5	944.9	
$C_7H_{18}N_2$	<i>N,N,N',N'</i> -Tetramethyl-1,3-propanediamine	1035.2	985.4	
$C_8H_4F_3N$	3-(Trifluoromethyl)benzotrile	791.4	760.8	
$C_8H_4F_3N$	4-(Trifluoromethyl)benzotrile	787.2	758.3	
$C_8H_4N_2$	<i>m</i> -Dicyanobenzene	779.3	750.4	
$C_8H_4N_2$	<i>p</i> -Dicyanobenzene	779.0	751.8	
C_8H_5Cl	1-Chloro-4-ethynylbenzene	832.4	801.7	
$C_8H_5Cl_3O$	2,2,2-Trichloro-1-phenylethanone	818.9	787.0	
$C_8H_5F_3O$	2,2,2-Trifluoro-1-phenylethanone	799.2	767.4	
$C_8H_5F_3O$	4-(Trifluoromethyl)benzaldehyde	805.6	773.8	
C_8H_5NO	4-Formylbenzotrile	796.9	766.3	
C_8H_6	Phenylacetylene	832.0	801.3	
C_8H_6ClN	4-(Chloromethyl)benzotrile	812.8	782.1	
C_8H_6ClN	3-(Chloromethyl)benzotrile	811.2	780.6	
$C_8H_6N_2$	Quinoxaline	903.8	873.7	
$C_8H_6N_2$	Cinnoline	936.3	904.4	
C_8H_7Br	1-Bromo-4-vinylbenzene	838.7	809.8	
C_8H_7Br	1-Bromo-3-vinylbenzene	822.4	793.5	
C_8H_7ClO	1-(3-Chlorophenyl)ethanone	846.9	815.1	
C_8H_7ClO	1-(4-Chlorophenyl)ethanone	856.6	824.8	
$C_8H_7ClO_2$	Methyl 4-chlorobenzoate	842.1	811.1	
$C_8H_7ClO_2$	Methyl 3-chlorobenzoate	835.4	804.4	
C_8H_7FO	1-(4-Fluorophenyl)ethanone	858.6	826.8	
C_8H_7N	Benzeneacetonitrile	805.5	774.8	
C_8H_7N	1 <i>H</i> -Indole	933.4	901.9	
$C_8H_7NO_3$	1-(4-Nitrophenyl)ethanone	824.3	792.5	
$C_8H_7NO_3$	1-(3-Nitrophenyl)ethanone	826.0	794.1	
$C_8H_7NO_4$	Methyl 3-nitrobenzoate	815.7	784.7	
$C_8H_7NO_4$	Methyl 4-nitrobenzoate	813.2	782.3	
C_8H_8	Styrene	839.5	809.2	
$C_8H_8N_2$	1-Methyl-1 <i>H</i> -benzimidazole	967.0	935.2	
$C_8H_8N_2$	2-Methyl-2 <i>H</i> -indazole	941.4	909.6	
$C_8H_8N_2$	1-Methyl-1 <i>H</i> -indazole	922.4	890.5	
C_8H_8O	3-Methylbenzaldehyde	840.0	808.1	
C_8H_8O	4-Methylbenzaldehyde	851.8	820.0	
C_8H_8O	Acetophenone	861.1	829.3	
$C_8H_8O_2$	<i>o</i> -Toluic acid	838.8	807.8	
$C_8H_8O_2$	<i>m</i> -Toluic acid	829.8	798.8	
$C_8H_8O_2$	<i>p</i> -Toluic acid	836.7	805.7	
$C_8H_8O_2$	Methyl benzoate	850.5	819.5	
$C_8H_8O_2$	3-Methoxybenzaldehyde	844.1	812.2	
$C_8H_8O_2$	4-Methoxybenzaldehyde	881.1	849.3	
$C_8H_8O_2$	1-(3-Hydroxyphenyl)ethanone	863.6	831.8	
$C_8H_8O_2$	1-(4-Hydroxyphenyl)ethanone	883.7	851.9	
$C_8H_8O_3$	Methyl 4-hydroxybenzoate	863.4	832.5	
$C_8H_8O_3$	Methyl 3-hydroxybenzoate	850.0	819.1	
C_8H_9N	2,3-Dihydro-1 <i>H</i> -indole	957.1	926.3	
C_8H_9NO	3-Methylbenzamide	900.9	869.9	
C_8H_9NO	4-Methylbenzamide	900.9	869.9	
C_8H_9NO	1-(4-Aminophenyl)ethanone	908.8	877.0	
$C_8H_9NO_2$	3-Methoxybenzamide	900.9	869.9	
$C_8H_9NO_2$	2,4-Dimethyl-1-nitrobenzene	831.0	798.5	
$C_8H_9NO_2$	Methyl 4-aminobenzoate	883.9	853.0	
$C_8H_9NO_2$	4-Methoxybenzamide	900.3	869.4	
C_8H_{10}	Ethylbenzene	788.0	760.3	
C_8H_{10}	<i>o</i> -Xylene	796.0	768.3	
C_8H_{10}	<i>m</i> -Xylene	812.1	786.2	
C_8H_{10}	<i>p</i> -Xylene	794.4	766.8	
$C_8H_{10}ClN$	4-Chloro- <i>N,N</i> -dimethylaniline	922.9	896.4	

Molecular formula	Name	E_{pa} kJ/mol	$\Delta_{base}G^\circ$ kJ/mol	Notes
$C_8H_{10}N_2O_2$	<i>N,N</i> -Dimethyl-4-nitroaniline	896.7	870.2	
$C_8H_{10}N_2O_2$	<i>N,N</i> -Dimethyl-3-nitroaniline	894.1	867.6	
$C_8H_{10}O$	Benzyl methyl ether	816.7	787.5	
$C_8H_{10}O$	2-Methylanisole	850	818	Ref. 10
$C_8H_{10}O$	3-Methylanisole	860	828	Ref. 10
$C_8H_{10}O$	4-Methylanisole	841	809	Ref. 10
$C_8H_{11}N$	4-Isopropylpyridine	955.7	923.8	
$C_8H_{11}N$	3-Ethylaniline	897.9	866.1	
$C_8H_{11}N$	<i>N</i> -Ethylaniline	924.8	892.9	
$C_8H_{11}N$	<i>N,N</i> -Dimethylaniline	941.1	909.2	
$C_8H_{11}N$	2,6-Dimethylaniline	901.7	869.8	
$C_8H_{11}N$	Benzeneethanamine	936.2	902.3	
$C_8H_{11}N$	2-Propylpyridine	955.7	923.8	
C_8H_{12}	2-Methyl-2-norbornene	845	812.5	
$C_8H_{12}N_2$	<i>N,N</i> -Dimethyl-1,4-benzenediamine	955.0	928.4	
$C_8H_{12}N_2O_2$	Ethyl 1,5-dimethyl-1 <i>H</i> -pyrazole-3-carboxylate	933.4	901.5	
$C_8H_{14}O$	Cyclooctanone	849.4	819.6	
$C_8H_{14}O$	1-Cyclohexylethanone	841.4	809.5	
$C_8H_{14}O_2$	Methyl cyclohexanecarboxylate	846.2	815.3	
$C_8H_{16}O$	2,2,4-Trimethyl-3-pentanone	856.9	825.0	
$C_8H_{17}N$	Cyclohexyldimethylamine	983.6	952.6	
$C_8H_{18}O$	Dibutyl ether	845.7	818.3	
$C_8H_{18}O$	Di- <i>sec</i> -butyl ether	865.9	838.5	
$C_8H_{18}O$	Di- <i>tert</i> -butyl ether	887.4	860.0	
$C_8H_{18}O_4$	Triethylene glycol dimethyl ether	946.6	892.4	
$C_8H_{18}O_5$	Tetraethylene glycol		>910	
$C_8H_{18}S$	Dibutyl sulfide	871.8	842.1	
$C_8H_{18}S$	Di- <i>tert</i> -butyl sulfide	893.8	864.0	
$C_8H_{19}N$	<i>N</i> -Ethyl- <i>N</i> -isopropyl-2-propanamine	994.3	963.5	
$C_8H_{19}N$	Octylamine	928.9	895.0	
$C_8H_{19}N$	Dibutylamine	968.5	935.3	
$C_8H_{19}N$	Di- <i>sec</i> -butylamine	980.7	947.5	
$C_8H_{19}N$	Diisobutylamine	958.1	925.1	
$C_8H_{20}N_2$	<i>N,N,N',N'</i> -Tetramethyl-1,4-butanediamine	1046.3	992.7	
$C_8H_{20}N_2$	Tetraethylhydrazine	964.3	935.3	
$C_9H_7MnO_3$	Manganese 2-methylcyclopentadienyl tricarbonyl	833.8	801.3	
C_9H_7N	Quinoline	953.2	921.4	
C_9H_7N	Isoquinoline	951.7	919.9	
C_9H_7NO	4-Acetylbenzotrile	826.8	795.0	
C_9H_8	Indene	848.8	819.6	
C_9H_8O	2-Methylbenzofuran	859.6	827.2	
$C_9H_8O_3$	Methyl 4-formylbenzoate	832.9	801.9	
C_9H_9Cl	1-Chloro-4-isopropenylbenzene	854.3	825.4	
$C_9H_9ClO_2$	3-Chloro-4-methoxyacetophenone	883.7	851.9	
C_9H_{10}	2-Methylstyrene	855.2	826.3	
C_9H_{10}	3-Methylstyrene	849.4	820.5	
C_9H_{10}	4-Methylstyrene	861.7	832.8	
C_9H_{10}	<i>cis</i> -1-Propenylbenzene	836.4	807.5	
C_9H_{10}	<i>trans</i> -1-Propenylbenzene	834.2	805.3	
C_9H_{10}	Isopropenylbenzene	864.2	835.3	
C_9H_{10}	Cyclopropylbenzene	834.9	802.4	
$C_9H_{10}N_2$	4-(Dimethylamino)benzotrile	889.1	862.6	
$C_9H_{10}O$	1-(3-Methylphenyl)ethanone	868.2	836.4	
$C_9H_{10}O$	1-Phenyl-1-propanone	867.4	835.6	
$C_9H_{10}O$	1-Phenyl-2-propanone	842.6	810.8	
$C_9H_{10}O$	4-Methylacetophenone	875.5	843.6	
$C_9H_{10}OS$	4-Acetylthioanisole	888.2	856.3	
$C_9H_{10}O_2$	Methyl 2-methylbenzoate	858.3	827.3	

Molecular formula	Name	E_{pa} kJ/mol	$\Delta_{\text{base}}G^\circ$ kJ/mol	Notes
C ₉ H ₁₀ O ₂	Methyl 3-methylbenzoate	857.7	826.8	
C ₉ H ₁₀ O ₂	1-(3-Methoxyphenyl)ethanone	871.2	839.3	
C ₉ H ₁₀ O ₂	Methyl 4-methylbenzoate	861.5	830.6	
C ₉ H ₁₀ O ₂	4-Acetylanisole	895.6	863.7	
C ₉ H ₁₀ O ₃	Methyl 4-methoxybenzoate	870.6	839.6	
C ₉ H ₁₀ O ₃	Methyl 3-methoxybenzoate	856.7	825.8	
C ₉ H ₁₁ N	5,6,7,8-Tetrahydroquinoline	966.0	934.1	
C ₉ H ₁₁ N	5,6,7,8-Tetrahydroisoquinoline	966.6	934.7	
C ₉ H ₁₁ NO	4-(Dimethylamino)benzaldehyde	924.8	898.3	
C ₉ H ₁₁ NO	<i>N,N</i> -Dimethylbenzamide	932.7	901.8	
C ₉ H ₁₁ NO ₂	1,3,5-Trimethyl-2-nitrobenzene	823.8	793.1	
C ₉ H ₁₁ NO ₂	<i>L</i> -Phenylalanine	922.9	888.9	
C ₉ H ₁₁ NO ₃	<i>L</i> -Tyrosine	926	892.1	
C ₉ H ₁₂	Propylbenzene	790.1	762.4	
C ₉ H ₁₂	Isopropylbenzene	791.6	763.9	
C ₉ H ₁₂	1,3,5-Trimethylbenzene	836.2	808.6	
C ₉ H ₁₂ N ₂	3-(2-Pyrrolidinyl)pyridine, (<i>S</i> -)	964.0	931.0	
C ₉ H ₁₂ N ₂ O ₆	Uridine	947.6	916.6	
C ₉ H ₁₂ O ₃	1,3,5-Trimethoxybenzene	926.7	898.2	
C ₉ H ₁₃ N	<i>N</i> -Ethyl- <i>N</i> -methylaniline	939.0	912.4	
C ₉ H ₁₃ N	2,6-Diethylpyridine	972.3	940.4	
C ₉ H ₁₃ N	4- <i>tert</i> -Butylpyridine	957.7	925.8	
C ₉ H ₁₃ N	2- <i>tert</i> -Butylpyridine	961.7	929.8	
C ₉ H ₁₃ N	2-Methyl- <i>N,N</i> -dimethylaniline	951.8	925.3	
C ₉ H ₁₃ N	3-Methyl- <i>N,N</i> -dimethylaniline	942.1	915.7	
C ₉ H ₁₃ N	4-Methyl- <i>N,N</i> -dimethylaniline	950.0	918.1	
C ₉ H ₁₃ N	<i>N,N</i> -Dimethylbenzylamine	968.4	937.4	
C ₉ H ₁₃ NO	4-Methoxy- <i>N,N</i> -dimethylaniline	949.1	922.4	
C ₉ H ₁₃ N ₃ O ₅	Cytidine	982.5	950.0	
C ₉ H ₁₄ O	Isophorone	893.5	861.6	
C ₉ H ₁₅ N	<i>N,N</i> -Diallyl-2-propen-1-amine	972.3	941.3	
C ₉ H ₁₅ N	<i>N</i> -(1-Cyclopenten-1-yl)pyrrolidine	1019.2	988.4	
C ₉ H ₁₆ O	Cyclononane	852.6	822.8	
C ₉ H ₁₇ N ₃ O ₄	<i>N</i> -(<i>N</i> - <i>L</i> -Alanyl- <i>L</i> -alanyl)- <i>L</i> -alanine		924.1	
C ₉ H ₁₈ O	5-Nonanone	853.7	821.9	
C ₉ H ₁₈ O	Di- <i>tert</i> -butyl ketone	861.3	831.5	
C ₉ H ₁₉ N	1-Isobutylpiperidine	974.5	943.5	
C ₉ H ₁₉ N	2,2,6,6-Tetramethylpiperidine	987.0	953.9	
C ₉ H ₂₁ N	Tripropylamine	991.0	960.1	
C ₁₀ H ₈	Naphthalene	802.9	779.4	
C ₁₀ H ₈	Azulene	925.2	896	
C ₁₀ H ₈ N ₂	2,2'-Bipyridine	965		Ref. 7
C ₁₀ H ₉ N	1-Naphthylamine	907.0	875.1	
C ₁₀ H ₁₀ Fe	Ferrocene	863.6	841.3	
C ₁₀ H ₁₀ N ₂	1,8-Naphthalenediamine	944.5	912.1	
C ₁₀ H ₁₀ N ₂	1-Methyl-3-phenyl-1 <i>H</i> -pyrazole	932.6	900.8	
C ₁₀ H ₁₀ N ₂	1-Methyl-5-phenyl-1 <i>H</i> -pyrazole	932.4	900.5	
C ₁₀ H ₁₀ Ni	Nickelocene	935.7	907.3	
C ₁₀ H ₁₀ O ₂	1,4-Diacetylbenzene	850.8	821.0	
C ₁₀ H ₁₀ O ₂	1,3-Diacetylbenzene	852.0	822.3	
C ₁₀ H ₁₀ O ₃	4-Acetylphenyl acetate	853.2	821.3	
C ₁₀ H ₁₀ O ₄	Dimethyl isophthalate	843.5	814.3	
C ₁₀ H ₁₀ O ₄	Dimethyl terephthalate	843.2	812.3	
C ₁₀ H ₁₀ Ru	Ruthenocene	899.1	876.8	
C ₁₀ H ₁₂	1-Methyl-3-(1-methylvinyl)benzene	867.6	838.7	
C ₁₀ H ₁₂	1-Methyl-4-(1-methylvinyl)benzene	881.8	852.9	
C ₁₀ H ₁₂	1-Methyl-2-(1-methylvinyl)benzene	857.8	828.9	
C ₁₀ H ₁₂	1,2,3,4-Tetrahydronaphthalene	809.7	782.1	
C ₁₀ H ₁₂ O	1-(2,4-Dimethylphenyl)ethanone	882.6	850.8	
C ₁₀ H ₁₂ O	1-(2,5-Dimethylphenyl)ethanone	873.5	841.6	

Molecular formula	Name	E_{pa} kJ/mol	$\Delta_{\text{base}}G^\circ$ kJ/mol	Notes
C ₁₀ H ₁₂ O	1-(3,4-Dimethylphenyl)ethanone	882.8	851.0	
C ₁₀ H ₁₂ O ₂	Methyl 2,5-dimethylbenzoate	864.7	833.7	
C ₁₀ H ₁₂ O ₂	Methyl 2,4-dimethylbenzoate	868.2	837.2	
C ₁₀ H ₁₂ O ₂	Methyl 3,5-dimethylbenzoate	864.3	833.4	
C ₁₀ H ₁₃ N	1-Phenylpyrrolidine	941.6	915.1	
C ₁₀ H ₁₃ NO	4'-(Dimethylamino)acetophenone	932.8	906.3	
C ₁₀ H ₁₃ NO	<i>N,N</i> ,3-Trimethylbenzamide	927.0	896.0	
C ₁₀ H ₁₃ NO	<i>N,N</i> ,4-Trimethylbenzamide	927.0	896.0	
C ₁₀ H ₁₃ NO	1-[3-(Dimethylamino)phenyl]ethanone	928.0	901.5	
C ₁₀ H ₁₃ N ₅ O ₃	2'-Deoxyadenosine	991.5	959.1	
C ₁₀ H ₁₃ N ₅ O ₄	Adenosine	989.3	956.8	
C ₁₀ H ₁₃ N ₅ O ₅	Guanosine	993.4	960.9	
C ₁₀ H ₁₄	Butylbenzene	791.9	764.2	
C ₁₀ H ₁₄	1,2,3,5-Tetramethylbenzene	845.6	816.5	
C ₁₀ H ₁₄ ClN	4-Chloro- <i>N,N</i> -diethylaniline	931.0	899.2	
C ₁₀ H ₁₄ N ₂	<i>L</i> -Nicotine	963.4	932.6	
C ₁₀ H ₁₄ N ₂ O	<i>N,N</i> -Diethyl-3-pyridinecarboxamide	940.9	909.0	
C ₁₀ H ₁₄ N ₂ O ₅	Thymidine	948.3	915.9	
C ₁₀ H ₁₅ N	<i>N,N</i> ,2,6-Tetramethylaniline	954.1	923.2	
C ₁₀ H ₁₅ N	<i>N,N</i> ,3,5-Tetramethylaniline	956.1	924.3	
C ₁₀ H ₁₅ N	<i>N,N</i> -Diethylaniline	959.8	927.9	
C ₁₀ H ₁₆ N ₂	<i>N,N,N',N'</i> -Tetramethyl-1,2-benzenediamine	982.6	950.2	
C ₁₀ H ₁₇ N	Tricyclo[3.3.1.1 ^{3,7}]decan-1-amine	948.8	916.3	
C ₁₀ H ₂₂ O	Dipentyl ether	852.7	825.3	
C ₁₀ H ₂₂ O ₅	Tetraethylene glycol dimethyl ether	953.8	897.8	
C ₁₀ H ₂₃ N	Decylamine	930.4	896.5	
C ₁₀ H ₂₄ N ₂	<i>N,N,N',N'</i> -Tetramethyl-1,6-hexanediamine	1035.8	982.2	
C ₁₁ H ₉ N	4-Phenylpyridine	939.7	907.8	
C ₁₁ H ₁₀	1-Methylnaphthalene	834.8	805.3	
C ₁₁ H ₁₀	2-Methylnaphthalene	831.9	802.4	
C ₁₁ H ₁₂ N ₂ O ₂	<i>L</i> -Tryptophan	948.9	915	
C ₁₁ H ₁₄ O ₂	Methyl 2,4,6-trimethylbenzoate	866.3	835.3	
C ₁₁ H ₁₅ N	1-Phenylpiperidine	952.9	926.4	
C ₁₁ H ₁₅ N	Tricyclo[3.3.1.1 ^{3,7}]decane-1-carbonitrile	834.4	803.8	
C ₁₁ H ₁₆	Pentamethylbenzene	850.7	823.5	
C ₁₁ H ₁₇ N	<i>N,N</i> -Diethyl-4-methylaniline	962.8	931.0	
C ₁₁ H ₁₇ N	2-Hexylpyridine	963.6	931.7	
C ₁₁ H ₁₈ O	1,4,7,7-Tetramethylbicyclo[2.2.1]heptan-2-one	863.3	831.4	
C ₁₁ H ₂₄ O ₄	2,6,10,14-Tetraoxapentadecane		895.1	
C ₁₂ H ₈ N ₂	Phenazine	938.4	908.3	
C ₁₂ H ₉ NO	Phenyl-3-pyridinylmethanone	934.1	902.3	
C ₁₂ H ₁₀	Acenaphthene	851.7	821.0	
C ₁₂ H ₁₀	Biphenyl	813.6	782.9	
C ₁₂ H ₁₆ O	1-(4- <i>tert</i> -Butylphenyl)ethanone	882.5	850.6	
C ₁₂ H ₁₈	Hexamethylbenzene	860.6	836.0	
C ₁₂ H ₁₈ O	1-Tricyclo[3.3.1.1 ^{3,7}]dec-1-ylethanone	864.9	833.1	
C ₁₂ H ₁₉ N	<i>N,N</i> -Dipropylaniline	963.0	931.1	
C ₁₂ H ₂₀ O	2,5-Di- <i>tert</i> -butylfuran	894.7	863.9	
C ₁₂ H ₂₇ N	Tributylamine	998.5	967.6	
C ₁₃ H ₉ N	Acridine	972.6	940.7	
C ₁₃ H ₁₀	9 <i>H</i> -Fluorene	831.5	803.8	
C ₁₃ H ₁₀ O	Benzophenone	882.3	852.5	
C ₁₃ H ₁₂	2-Methylbiphenyl	815.9	783.4	
C ₁₃ H ₁₂	3-Methylbiphenyl	828.0	795.5	
C ₁₃ H ₁₂	4-Methylbiphenyl	817.9	785.4	
C ₁₃ H ₁₂	Diphenylmethane	802.0	769.5	
C ₁₃ H ₁₃ P	Methyldiphenylphosphine	972.1	939.7	

Molecular formula	Name	E_{pa} kJ/mol	$\Delta_{\text{base}}G^\circ$ kJ/mol	Notes
$\text{C}_{13}\text{H}_{21}\text{N}$	2,6-Di- <i>tert</i> -butylpyridine	982.9	951	
$\text{C}_{13}\text{H}_{21}\text{N}$	2,4-Di- <i>tert</i> -butylpyridine	983.8	952.0	
$\text{C}_{13}\text{H}_{21}\text{NO}$	<i>N,N</i> -Dimethyltricyclo[3.3.1.1 ^{3,7}]decane-1-carboxamide	949.4	917.6	
$\text{C}_{14}\text{H}_{10}$	Anthracene	877.3	846.6	
$\text{C}_{14}\text{H}_{10}$	Phenanthrene	825.7	795.0	
$\text{C}_{14}\text{H}_{12}$	1,1-Diphenylethene	885.7	856.9	
$\text{C}_{14}\text{H}_{14}$	1,2-Diphenylethane	801.8	774.1	
$\text{C}_{14}\text{H}_{18}$	1,2,3,4,5,6,7,8-Octahydroanthracene	845.4	814.7	
$\text{C}_{14}\text{H}_{18}$	1,2,3,4,5,6,7,8-Octahydrophenanthrene	846.2	815.5	
$\text{C}_{14}\text{H}_{23}\text{N}$	4-Octylaniline	894.5	862	
$\text{C}_{15}\text{H}_{12}$	2-Methylanthracene	887.5	855.1	
$\text{C}_{15}\text{H}_{12}$	9-Methylanthracene	896.5	865.8	
$\text{C}_{15}\text{H}_{12}\text{N}_2$	3,5-Diphenyl-1 <i>H</i> -pyrazole	946.3	912.7	
$\text{C}_{15}\text{H}_{16}$	1,3-Diphenylpropane	820.1	787.6	
$\text{C}_{15}\text{H}_{18}$	1,4-Dimethyl-7-isopropylazulene	983.1	950.6	
$\text{C}_{15}\text{H}_{24}$	1,3-Di- <i>tert</i> -butyl-5-methylbenzene	853.7	826.0	
$\text{C}_{16}\text{H}_{10}$	Fluoranthene	828.6	800.9	
$\text{C}_{16}\text{H}_{10}$	Pyrene	869.2	840.1	
$\text{C}_{16}\text{H}_{18}$	1,4-Diphenylbutane	822.0	779.8	
$\text{C}_{17}\text{H}_{20}$	1,5-Diphenylpentane	824.7	782.4	
$\text{C}_{18}\text{H}_{12}$	Chrysene	840.9	810.1	
$\text{C}_{18}\text{H}_{12}$	Naphthacene	905.5	876.5	
$\text{C}_{18}\text{H}_{12}$	Triphenylene	819.2	791.2	
$\text{C}_{18}\text{H}_{15}\text{As}$	Triphenylarsine	908.9	876.4	
$\text{C}_{18}\text{H}_{15}\text{AsO}$	Triphenylarsine oxide	906.2	876.4	
$\text{C}_{18}\text{H}_{15}\text{N}$	Triphenylamine	908.9	876.4	
$\text{C}_{18}\text{H}_{15}\text{OP}$	Triphenylphosphine oxide	906.2	876.4	
$\text{C}_{18}\text{H}_{15}\text{P}$	Triphenylphosphine	972.8	940.4	
$\text{C}_{18}\text{H}_{15}\text{PS}$	Triphenylphosphine sulfide	906.2	876.4	
$\text{C}_{18}\text{H}_{15}\text{Sb}$	Triphenylstibine	845.5	813.1	
$\text{C}_{18}\text{H}_{22}$	1,6-Diphenylhexane	826.1	783.8	
$\text{C}_{18}\text{H}_{30}$	1,3,5-Tri- <i>tert</i> -butylbenzene	848.8	822.3	
$\text{C}_{20}\text{H}_{12}$	Perylene	888.6	859.6	
$\text{C}_{22}\text{H}_{12}$	Benzo[ghi]perylene	876.0	845.2	
$\text{C}_{22}\text{H}_{14}$	Picene	851.3	820.6	
$\text{C}_{24}\text{H}_{12}$	Coronene	861.3	835.0	
C_{60}	Carbon (fullerene- C_{60})		827.5	
C_{70}	Carbon (fullerene- C_{70})		827.5	

SUMMARY TABLES OF PARTICLE PROPERTIES

SUMMARY TABLES OF PARTICLE PROPERTIES

Extracted from the Particle Listings of the
Review of Particle Physics
 Published in Eur. Jour. Phys. **C3**, 1 (1998)
 Available at <http://pdg.lbl.gov>

Particle Data Group Authors:

C. Caso, G. Conforto, A. Gurtu, M. Aguilar-Benitez, C. Amsler,
 R.M. Barnett, P.R. Burchat, C.D. Carone, O. Dahl, M. Doser,
 S. Eidelman, J.L. Feng, M. Goodman, C. Grab, D.E. Groom,
 K. Hagiwara, K.G. Hayes, J.J. Hernández, K. Hikasa, K. Honscheid,
 P. James, M.L. Mangano, A.V. Manohar, K. Mönig, H. Murayama,
 K. Nakamura, K.A. Olive, A. Piepke, M. Roos, R.H. Schindler,
 R.E. Shrock, M. Tanabashi, N.A. Törnqvist, T.G. Thippe, P. Vogel,
 C.G. Wohl, R.L. Workman, W.-M. Yao

Technical Associates: B. Armstrong, J.L. Casas Serradilla,
 B.B. Filimonov, P.S. Gee, S.B. Lugovsky, S. Mankov, F. Nicholson

Other Authors who have made substantial contributions to reviews since the 1994 edition:

K.S. Babu, D. Besson, O. Biebel, R.N. Cahn, R.L. Crawford, R.H. Dalitz,
 T. Damour, K. Desler, R.J. Donahue, D.A. Edwards, J. Erler,
 V.V. Ezhela, A. Passò, W. Fetscher, D. Froidevaux, T.K. Gaisser,
 L. Garren, S. Geer, H.-J. Gerber, F.J. Gilman, H.E. Haber, C. Hagmann,
 I. Hinchliffe, C.J. Hogan, G. Höhler, J.D. Jackson, K.F. Johnson,
 D. Karlen, B. Kayser, K. Kleinknecht, I.G. Knowles, C. Kolda, P. Kreitz,
 P. Langacker, R. Lancha, L. Littenberg, D.M. Manley, J. March-Russell,
 T. Nakada, H. Quinn, G. Raffelt, B. Renk, M.T. Ronan, L.J. Rosenberg,
 M. Schmitt, D.N. Schramm, D. Scott, T. Sjöstrand, G.F. Smoot,
 S. Spanier, M. Stednicki, T. Stanev, M. Stuziki, N.P. Tkachenko,
 G. Valencia, K. van Bibber, R. Voss, L. Wolfenstein, S. Youssef

©Regents of the University of California

(Approximate closing date for data: January 1, 1998)

GAUGE AND HIGGS BOSONS

γ

$$I(J^{PC}) = 0\Gamma(1^{-}-)$$

Mass $m < 2 \times 10^{-16}$ eV
 Charge $q < 5 \times 10^{-30}$ e
 Mean life $\tau = \text{Stable}$

**g
or gluon**

$$I(J^P) = 0(1^{-})$$

Mass $m = 0$ [a]
 SU(3) color octet

W

$$J = 1$$

Charge = ± 1 e
 Mass $m = 80.41 \pm 0.10$ GeV
 $m_Z - m_W = 10.78 \pm 0.10$ GeV
 $m_{W^+} - m_{W^-} = -0.2 \pm 0.6$ GeV
 Full width $\Gamma = 2.06 \pm 0.06$ GeV

W^- modes are charge conjugates of the modes below.

W^+ DECAY MODES	Fraction (Γ_i/Γ)	Confidence level	p (MeV/c)
$\ell^+\nu$	[b] (10.74±0.33) %	—	—
$e^+\nu$	(10.9 ± 0.4) %	40205	—
$\mu^+\nu$	(10.2 ± 0.5) %	40205	—
$\tau^+\nu$	(11.3 ± 0.8) %	40185	—
hadrons	(67.8 ± 1.0) %	—	—
$\pi^+\gamma$	< 2.2 $\times 10^{-4}$	95%	40205

Z

$$J = 1$$

Charge = 0
 Mass $m = 91.187 \pm 0.007$ GeV [c]
 Full width $\Gamma = 2.490 \pm 0.007$ GeV
 $\Gamma(\ell^+\ell^-) = 83.83 \pm 0.27$ MeV [b]
 $\Gamma(\text{invisible}) = 498.3 \pm 4.2$ MeV [d]
 $\Gamma(\text{hadrons}) = 1740.7 \pm 5.9$ MeV
 $\Gamma(\mu^+\mu^-)/\Gamma(e^+e^-) = 1.000 \pm 0.005$
 $\Gamma(\tau^+\tau^-)/\Gamma(e^+e^-) = 0.998 \pm 0.005$ [e]

Average charged multiplicity

$$\langle N_{\text{charged}} \rangle = 21.00 \pm 0.13$$

Couplings to leptons

$$g_V^\ell = -0.0377 \pm 0.0007$$

$$g_A^\ell = -0.5008 \pm 0.0008$$

$$g_V^e = 0.53 \pm 0.09$$

$$g_V^\mu = 0.502 \pm 0.017$$

Asymmetry parameters [f]

$$A_e = 0.1519 \pm 0.0034$$

$$A_\mu = 0.102 \pm 0.034$$

$$A_\tau = 0.143 \pm 0.008$$

$$A_C = 0.59 \pm 0.19$$

$$A_B = 0.89 \pm 0.11$$

Charge asymmetry (%) at Z pole

$$A_{FB}^{(0\ell)} = 1.59 \pm 0.18$$

$$A_{FB}^{(0\nu)} = 4.0 \pm 7.3$$

$$A_{FB}^{(0S)} = 9.9 \pm 3.1 \quad (S = 1, 2)$$

$$A_{FB}^{(C)} = 7.32 \pm 0.58$$

$$A_{FB}^{(0b)} = 10.02 \pm 0.28$$

Z DECAY MODES	Fraction (Γ_i/Γ)	Confidence level	p (MeV/c)
e^+e^-	(3.366±0.008) %	—	45594
$\mu^+\mu^-$	(3.367±0.013) %	—	45593
$\tau^+\tau^-$	(3.360±0.015) %	—	45559
$\ell^+\ell^-$	[b] (3.366±0.006) %	—	—
invisible	(20.01 ± 0.16) %	—	—
hadrons	(69.90 ± 0.15) %	—	—
$(u\bar{u}+c\bar{c})/2$	(10.1 ± 1.1) %	—	—
$(d\bar{d}+s\bar{s}+b\bar{b})/3$	(16.6 ± 0.6) %	—	—
$c\bar{c}$	(12.4 ± 0.6) %	—	—
$b\bar{b}$	(15.16 ± 0.09) %	—	—
ggg	< 1.1 %	95%	—
$\pi^0\gamma$	< 5.2 $\times 10^{-5}$	95%	45593
$\eta\gamma$	< 5.1 $\times 10^{-5}$	95%	45592
$\omega\gamma$	< 6.5 $\times 10^{-4}$	95%	45590
$\eta'(958)\gamma$	< 4.2 $\times 10^{-5}$	95%	45588
$\gamma\gamma$	< 5.2 $\times 10^{-5}$	95%	45594
$\gamma\gamma\gamma$	< 1.0 $\times 10^{-5}$	95%	45594
π^+W^\mp	[g] < 7 $\times 10^{-5}$	95%	10139
$\rho^\pm W^\mp$	[g] < 8.3 $\times 10^{-5}$	95%	10114
$J/\psi(1S)X$	(3.66 ± 0.23) $\times 10^{-3}$	—	—
$\psi(2S)X$	(1.60 ± 0.29) $\times 10^{-3}$	—	—
$\chi_{c1}(1P)X$	(2.9 ± 0.7) $\times 10^{-3}$	—	—
$\chi_{c2}(1P)X$	< 3.2 $\times 10^{-3}$	90%	—
$\Upsilon(1S)X + \Upsilon(2S)X$	(1.0 ± 0.5) $\times 10^{-4}$	—	—
$+ \Upsilon(3S)X$	—	—	—
$\Upsilon(1S)X$	< 5.5 $\times 10^{-5}$	95%	—
$\Upsilon(2S)X$	< 1.39 $\times 10^{-4}$	95%	—
$\Upsilon(3S)X$	< 9.4 $\times 10^{-5}$	95%	—
$(D^0/\bar{D}^0)X$	(20.7 ± 2.0) %	—	—
$D^\pm X$	(12.2 ± 1.7) %	—	—
$D^*(2010)^\pm X$	[g] (11.4 ± 1.3) %	—	—
$B_s^0 X$	seen	—	—
anomalous $\gamma\gamma$ hadrons	[h] < 3.2 $\times 10^{-3}$	95%	—
$e^+e^-\gamma$	[h] < 5.2 $\times 10^{-4}$	95%	45594
$\mu^+\mu^-\gamma$	[h] < 5.6 $\times 10^{-4}$	95%	45593
$\tau^+\tau^-\gamma$	[h] < 7.3 $\times 10^{-4}$	95%	45559
$\ell^+\ell^-\gamma\gamma$	[i] < 6.8 $\times 10^{-6}$	95%	—
$q\bar{q}\gamma\gamma$	[i] < 5.5 $\times 10^{-6}$	95%	—

$\nu\bar{\nu}\gamma\gamma$		[l] < 3.1	$\times 10^{-6}$	95%	45594
$e^{\pm}\mu^{\mp}$	LF	[g] < 1.7	$\times 10^{-6}$	95%	45593
$e^{\pm}\tau^{\mp}$	LF	[g] < 9.8	$\times 10^{-6}$	95%	45576
$\mu^{\pm}\tau^{\mp}$	LF	[g] < 1.2	$\times 10^{-5}$	95%	45576

Higgs Bosons — H^0 and H^{\pm} , Searches for

H^0 Mass $m > 77.5$ GeV CL = 95%

H^0 in Supersymmetric Models ($m_{H^0} < m_{H^{\pm}}$)

Mass $m > 62.5$ GeV CL = 95%

A^0 Pseudoscalar Higgs Boson In Supersymmetric Models [1]

Mass $m > 62.5$ GeV CL = 95% $\tan\beta > 1$

H^{\pm} Mass $m > 54.5$ GeV CL = 95%

See the Particle Listings for a Note giving details of Higgs Bosons.

Heavy Bosons Other Than Higgs Bosons, Searches for

Additional W Bosons

W_R — right-handed W

Mass $m > 549$ GeV

(assuming light right-handed neutrino)

W' with standard couplings decaying to $e\nu\tau\mu\nu$

Mass $m > 720$ GeV CL = 95%

Additional Z Bosons

Z_{SM} with standard couplings

Mass $m > 690$ GeV CL = 95% ($p\bar{p}$ direct search)

Mass $m > 779$ GeV CL = 95% (electroweak fit)

Z_{LR} of $SU(2)_L \times SU(2)_R \times U(1)$

(with $g_L = g_R$)

Mass $m > 630$ GeV CL = 95% ($p\bar{p}$ direct search)

Mass $m > 389$ GeV CL = 95% (electroweak fit)

Z_{χ} of $SO(10) \rightarrow SU(5) \times U(1)_{\chi}$

(coupling constant derived from G.U.T.)

Mass $m > 595$ GeV CL = 95% ($p\bar{p}$ direct search)

Mass $m > 321$ GeV CL = 95% (electroweak fit)

Z_{ψ} of $E_6 \rightarrow SO(10) \times U(1)_{\psi}$

(coupling constant derived from G.U.T.)

Mass $m > 590$ GeV CL = 95% ($p\bar{p}$ direct search)

Mass $m > 160$ GeV CL = 95% (electroweak fit)

Z_{η} of $E_6 \rightarrow SU(3) \times SU(2) \times U(1) \times U(1)_{\eta}$

(coupling constant derived from G.U.T.);

charges are $Q_{\eta} = \sqrt{3/8}Q_{\chi} - \sqrt{5/8}Q_{\psi}$

Mass $m > 620$ GeV CL = 95% ($p\bar{p}$ direct search)

Mass $m > 182$ GeV CL = 95% (electroweak fit)

Scalar Leptoquarks

Mass $m > 225$ GeV CL = 95% (1st generation Γ pair prod.)

Mass $m > 237$ GeV CL = 95% (1st gener. Γ single prod.)

Mass $m > 119$ GeV CL = 95% (2nd gener. Γ pair prod.)

Mass $m > 73$ GeV CL = 95% (2nd gener. Γ single prod.)

Mass $m > 99$ GeV CL = 95% (3rd gener. Γ pair prod.)

(See the Particle Listings for assumptions on leptoquark quantum numbers and branching fractions.)

Axions (A^0) and Other Very Light Bosons, Searches for

The standard Peccei-Quinn axion is ruled out. Variants with reduced couplings or much smaller masses are constrained by various data. The Particle Listings in the full Review contain a Note discussing axion searches.

The best limit for the half-life of neutrinoless double beta decay with Majoron emission is $> 7.2 \times 10^{24}$ years (CL = 90%).

NOTES

In this Summary Table:

When a quantity has “(S = ...)” to its right the error on the quantity has been enlarged by the “scale factor” SF defined as $S = \sqrt{\chi^2/(N-1)}$ where N is the number of measurements used in calculating the quantity. We do this when $S > 1\Gamma$ which often indicates that the measurements are inconsistent. When $S > 1.25\Gamma$ we also show in the Particle Listings an ideogram of the measurements. For more about SF see the Introduction.

A decay momentum p is given for each decay mode. For a 2-body decay p is the momentum of each decay product in the rest frame of the decaying particle. For a 3-or-more-body decay p is the largest momentum any of the products can have in this frame.

- [a] Theoretical value. A mass as large as a few MeV may not be precluded.
- [b] l indicates each type of lepton ($e\Gamma\mu\Gamma$ and $\tau\Gamma$) not sum over them.
- [c] The Z -boson mass listed here corresponds to a Breit-Wigner resonance parameter. It lies approximately 34 MeV above the real part of the position of the pole (in the energy-squared plane) in the Z -boson propagator.
- [d] This partial width takes into account Z decays into $\nu\bar{\nu}$ and any other possible undetected modes.
- [e] This ratio has not been corrected for the τ mass.
- [f] Here $A \equiv 2g_V g_A / (g_V^2 + g_A^2)$.
- [g] The value is for the sum of the charge states of particle/antiparticle states indicated.
- [h] See the Z Particle Listings for the γ energy range used in this measurement.
- [i] For $m_{\gamma\gamma} = (60 \pm 5)$ GeV.
- [j] The limits assume no invisible decays.

LEPTON SUMMARY TABLE

LEPTONS

e

$$J = \frac{1}{2}$$

Mass $m = 0.51099907 \pm 0.00000015$ MeV [c]
 $= (5.485799111 \pm 0.000000012) \times 10^{-4}$ u
 $(m_{e^-} - m_{e^+})/m < 4 \times 10^{-8}$, CL = 90%
 $|q_{e^-} + q_{e^+}|/e < 4 \times 10^{-8}$
 Magnetic moment $\mu = 1.001159652193 \pm 0.000000000010$ μ_B
 $(g_{e^-} - g_{e^+})/g_{\text{average}} = (-0.5 \pm 2.1) \times 10^{-12}$
 Electric dipole moment $d = (0.18 \pm 0.16) \times 10^{-26}$ ecm
 Mean life $\tau > 4.3 \times 10^{23}$ yr, CL = 68% [b]

μ

$$J = \frac{1}{2}$$

Mass $m = 105.658389 \pm 0.000034$ MeV [c]
 $= 0.113428913 \pm 0.000000017$ u
 Mean life $\tau = (2.19703 \pm 0.000004) \times 10^{-6}$ s
 $\tau_{\mu^-}/\tau_{\mu^+} = 1.00002 \pm 0.00008$
 $c\tau = 658.654$ m
 Magnetic moment $\mu = 1.0011659230 \pm 0.00000000084$ $e\hbar/2m_\mu$
 $(g_{\mu^-} - g_{\mu^+})/g_{\text{average}} = (-2.6 \pm 1.6) \times 10^{-8}$
 Electric dipole moment $d = (3.7 \pm 3.4) \times 10^{-19}$ ecm

Decay parameters [d]

$\rho = 0.7518 \pm 0.0026$
 $\eta = -0.007 \pm 0.013$
 $\delta = 0.749 \pm 0.004$
 $\xi P_\mu = 1.003 \pm 0.008$ [e]
 $\xi P_\mu \delta/\rho > 0.99682$, CL = 90% [e]
 $\xi' = 1.00 \pm 0.04$
 $\xi'' = 0.7 \pm 0.4$
 $\alpha/A = (0 \pm 4) \times 10^{-3}$
 $\alpha'/A = (0 \pm 4) \times 10^{-3}$
 $\beta/A = (4 \pm 6) \times 10^{-3}$
 $\beta'/A = (2 \pm 6) \times 10^{-3}$
 $\bar{\eta} = 0.02 \pm 0.08$

μ^\pm modes are charge conjugates of the modes below.

μ^\pm DECAY MODES	Fraction (Γ_i/Γ)	Confidence level	ρ (MeV/c)
$e^- \bar{\nu}_e \nu_\mu$	$\approx 100\%$		53
$e^- \bar{\nu}_e \nu_\mu \gamma$	[f] (1.4 ± 0.4) %		53
$e^- \bar{\nu}_e \nu_\mu e^+ e^-$	[g] (3.4 ± 0.4) × 10 ⁻⁵		53
Lepton Family number (LF) violating modes			
$e^- \nu_e \bar{\nu}_\mu$	LF [h] < 1.2 %	90%	53
$e^- \gamma$	LF < 4.9 × 10 ⁻¹¹	90%	53
$e^- e^+ e^-$	LF < 1.0 × 10 ⁻¹²	90%	53
$e^- 2\gamma$	LF < 7.2 × 10 ⁻¹¹	90%	53

τ

$$J = \frac{1}{2}$$

Mass $m = 1777.05^{+0.29}_{-0.26}$ MeV
 Mean life $\tau = (290.0 \pm 1.2) \times 10^{-15}$ s
 $c\tau = 86.93$ μm
 Magnetic moment anomaly > -0.052 and < 0.058 , CL = 95%
 Electric dipole moment $d > -3.1$ and $< 3.1 \times 10^{-16}$ ecm, CL = 95%

Weak dipole moment

$\text{Re}(d_\tau^W) < 0.56 \times 10^{-17}$ ecm, CL = 95%
 $\text{Im}(d_\tau^W) < 1.5 \times 10^{-17}$ ecm, CL = 95%

Weak anomalous magnetic dipole moment

$\text{Re}(\alpha_\tau^W) < 4.5 \times 10^{-3}$, CL = 90%
 $\text{Im}(\alpha_\tau^W) < 9.9 \times 10^{-3}$, CL = 90%

Decay parameters

See the τ Particle Listings for a note concerning τ -decay parameters.

$\rho^\tau(e \text{ or } \mu) = 0.748 \pm 0.010$
 $\rho^\tau(e) = 0.745 \pm 0.012$
 $\rho^\tau(\mu) = 0.741 \pm 0.030$
 $\xi^\tau(e \text{ or } \mu) = 1.01 \pm 0.04$
 $\xi^\tau(e) = 0.98 \pm 0.05$
 $\xi^\tau(\mu) = 1.07 \pm 0.08$
 $\eta^\tau(e \text{ or } \mu) = 0.01 \pm 0.07$
 $\eta^\tau(\mu) = -0.10 \pm 0.18$
 $(\delta\xi)^\tau(e \text{ or } \mu) = 0.749 \pm 0.026$
 $(\delta\xi)^\tau(e) = 0.733 \pm 0.033$
 $(\delta\xi)^\tau(\mu) = 0.78 \pm 0.05$
 $\xi^\tau(\pi) = 0.99 \pm 0.05$
 $\xi^\tau(\rho) = 0.996 \pm 0.010$
 $\xi^\tau(a_1) = 1.02 \pm 0.04$
 $\xi^\tau(\text{all hadronic modes}) = 0.997 \pm 0.009$

τ^\pm modes are charge conjugates of the modes below. “ h^\pm ” stands for π^\pm or K^\pm . “ e ” stands for e or μ . “Neutral” means neutral hadron whose decay products include γ 's and/or π^0 's.

τ^\pm DECAY MODES	Fraction (Γ_i/Γ)	Scale factor/ Confidence level	ρ (MeV/c)
Modes with one charged particle			
particle ⁻ ≥ 0 neutrals $\geq 0K_L^0 \nu_\tau$ (“1-prong”)	(84.71 ± 0.13) %	S=1.2	-
particle ⁻ ≥ 0 neutrals $\geq 0K^0 \nu_\tau$	(85.30 ± 0.13) %	S=1.2	-
$\mu^- \bar{\nu}_\mu \nu_\tau$	[f] (17.37 ± 0.09) %		885
$\mu^- \bar{\nu}_\mu \nu_\tau \gamma$	[g] (3.0 ± 0.6) × 10 ⁻³		-
$e^- \bar{\nu}_e \nu_\tau$	[f] (17.81 ± 0.07) %		889
$h^- \geq 0$ neutrals $\geq 0K_L^0 \nu_\tau$	(49.52 ± 0.16) %	S=1.2	-
$h^- \geq 0K_L^0 \nu_\tau$	(12.32 ± 0.12) %	S=1.5	-
$h^- \nu_\tau$	(11.79 ± 0.12) %	S=1.5	-
$\pi^- \nu_\tau$	[f] (11.08 ± 0.13) %	S=1.4	883
$K^- \nu_\tau$	[f] (7.1 ± 0.5) × 10 ⁻³		820
$h^- \geq 1$ neutrals ν_τ	(36.91 ± 0.17) %	S=1.2	-
$h^- \pi^0 \nu_\tau$	(25.84 ± 0.14) %	S=1.1	-
$\pi^- \pi^0 \nu_\tau$	[f] (25.32 ± 0.15) %	S=1.1	878
$\pi^- \pi^0 \text{non-}\rho(770) \nu_\tau$	(3.0 ± 3.2) × 10 ⁻³		878
$K^- \pi^0 \nu_\tau$	[f] (5.2 ± 0.5) × 10 ⁻³		814
$h^- \geq 2\pi^0 \nu_\tau$	(10.79 ± 0.16) %	S=1.2	-
$h^- 2\pi^0 \nu_\tau$	(9.39 ± 0.14) %	S=1.2	-
$h^- 2\pi^0 \nu_\tau (\text{ex. } K^0)$	(9.23 ± 0.14) %	S=1.2	-
$\pi^- 2\pi^0 \nu_\tau (\text{ex. } K^0)$	[f] (9.15 ± 0.15) %	S=1.2	862
$K^- 2\pi^0 \nu_\tau (\text{ex. } K^0)$	[f] (8.0 ± 2.7) × 10 ⁻⁴		796
$h^- \geq 3\pi^0 \nu_\tau$	(1.40 ± 0.11) %	S=1.1	-
$h^- 3\pi^0 \nu_\tau$	(1.23 ± 0.10) %	S=1.1	-
$\pi^- 3\pi^0 \nu_\tau (\text{ex. } K^0)$	[f] (1.11 ± 0.14) %		836
$K^- 3\pi^0 \nu_\tau (\text{ex. } K^0)$	[f] (4.3 \pm $\frac{10.0}{2.9}$) × 10 ⁻⁴		766
$h^- 4\pi^0 \nu_\tau (\text{ex. } K^0)$	(1.7 ± 0.6) × 10 ⁻³		-
$h^- 4\pi^0 \nu_\tau (\text{ex. } K^0, \eta)$	[f] (1.1 ± 0.6) × 10 ⁻³		-
$K^- \geq 0\pi^0 \geq 0K^0 \nu_\tau$	(1.66 ± 0.10) %		-
$K^- \geq 1(\pi^0 \text{ or } K^0) \nu_\tau$	(9.5 ± 1.0) × 10 ⁻³		-
Modes with K^0's			
$K^0(\text{particles})^- \nu_\tau$	(1.66 ± 0.09) %	S=1.4	-
$h^- \bar{K}^0 \geq 0$ neutrals $\geq 0K_L^0 \nu_\tau$	(1.62 ± 0.09) %	S=1.4	-
$\pi^- \bar{K}^0 \nu_\tau$	(9.9 ± 0.8) × 10 ⁻³	S=1.5	-
$\pi^- \bar{K}^0 \nu_\tau$	[f] (8.3 ± 0.8) × 10 ⁻³	S=1.4	812
$\pi^- \bar{K}^0$	< 1.7 × 10 ⁻³	CL=95%	812
(non- $K^*(892)^-$) ν_τ			
$K^- K^0 \nu_\tau$	[f] (1.59 ± 0.24) × 10 ⁻³		737
$h^- \bar{K}^0 \pi^0 \nu_\tau$	(5.5 ± 0.5) × 10 ⁻³		-
$\pi^- \bar{K}^0 \pi^0 \nu_\tau$	[f] (3.9 ± 0.5) × 10 ⁻³		794
$\bar{K}^0 \rho^- \nu_\tau$	(1.9 ± 0.7) × 10 ⁻³		-
$K^- K^0 \pi^0 \nu_\tau$	[f] (1.51 ± 0.29) × 10 ⁻³		685
$\pi^- \bar{K}^0 \pi^0 \pi^0 \nu_\tau$	(6 ± 4) × 10 ⁻⁴		-
$K^- K^0 \pi^0 \pi^0 \nu_\tau$	< 3.9 × 10 ⁻⁴	CL=95%	-
$\pi^- K^0 \bar{K}^0 \nu_\tau$	[f] (1.21 ± 0.21) × 10 ⁻³	S=1.2	682

$\pi^- K_S^0 K_S^0 \nu_\tau$	$(3.0 \pm 0.5) \times 10^{-4}$	S=1.2	-	$K_S^0(1430)^- \nu_\tau$	< 3	$\times 10^{-3}$	CI=95%	317	
$\pi^- K_S^0 K_S^0 \nu_\tau$	$(6.0 \pm 1.0) \times 10^{-4}$	S=1.2	-	$\eta \pi^- \nu_\tau$	< 1.4	$\times 10^{-4}$	CI=95%	798	
$\pi^- K_S^0 K_S^0 \pi^0 \nu_\tau$	< 2.0	$\times 10^{-4}$	CI=95%	$\eta \pi^- \pi^0 \nu_\tau$	[7] $(1.74 \pm 0.24) \times 10^{-3}$			778	
$\pi^- K_S^0 K_S^0 \pi^0 \nu_\tau$	$(3.1 \pm 1.2) \times 10^{-4}$		-	$\eta \pi^- \pi^0 \pi^0 \nu_\tau$	$(1.4 \pm 0.7) \times 10^{-4}$			746	
$K^- K^0 \geq 0$ neutrals ν_τ	$(3.1 \pm 0.4) \times 10^{-3}$		-	$\eta K^- \nu_\tau$	$(2.7 \pm 0.6) \times 10^{-4}$			720	
$K^0 h^+ h^- h^- \geq 0$ neutrals ν_τ	< 1.7	$\times 10^{-3}$	CI=95%	$\eta \pi^+ \pi^- \pi^- \geq 0$ neutrals ν_τ	< 3	$\times 10^{-3}$	CI=90%	-	
$K^0 h^+ h^- h^- \nu_\tau$	$(2.3 \pm 2.0) \times 10^{-4}$		-	$\eta \pi^+ \pi^+ \pi^- \nu_\tau$	$(3.4 \pm 0.8) \times 10^{-4}$			-	
Modes with three charged particles									
$h^- h^- h^+ \geq 0$ neut. ν_τ ("3-prong")	$(15.18 \pm 0.13) \%$	S=1.2	-	$\eta \eta \pi^- \nu_\tau$	< 3.9	$\times 10^{-4}$	CI=90%	-	
$h^- h^- h^+ \geq 0$ neutrals ν_τ	$(14.60 \pm 0.13) \%$	S=1.2	-	$\eta \eta \pi^- \pi^0 \nu_\tau$	< 1.1	$\times 10^{-4}$	CI=95%	637	
(ex. $K_S^0 \rightarrow \pi^+ \pi^-$)			-	$\eta \eta \pi^- \pi^0 \nu_\tau$	< 2.0	$\times 10^{-4}$	CI=95%	559	
$\pi^- \pi^+ \pi^- \geq 0$ neutrals ν_τ	$(14.60 \pm 0.14) \%$		-	$\eta(958) \pi^- \nu_\tau$	< 7.4	$\times 10^{-5}$	CI=90%	-	
$h^- h^- h^+ \nu_\tau$	$(9.96 \pm 0.10) \%$	S=1.1	-	$\eta(958) \pi^- \pi^0 \nu_\tau$	< 8.0	$\times 10^{-5}$	CI=90%	-	
$h^- h^- h^+ \nu_\tau$ (ex. K^0)	$(9.62 \pm 0.10) \%$	S=1.1	-	$\phi \pi^- \nu_\tau$	< 2.0	$\times 10^{-4}$	CI=90%	585	
$h^- h^- h^+ \nu_\tau$ (ex. K^0, ω)	$(9.57 \pm 0.10) \%$	S=1.1	-	$\phi K^- \nu_\tau$	< 6.7	$\times 10^{-5}$	CI=90%	-	
$\pi^- \pi^+ \pi^- \nu_\tau$	$(9.56 \pm 0.11) \%$	S=1.1	-	$f_1(1285) \pi^- \nu_\tau$	$(5.8 \pm 2.3) \times 10^{-4}$			-	
$\pi^- \pi^+ \pi^- \nu_\tau$ (ex. K^0)	$(9.52 \pm 0.11) \%$	S=1.1	-	$f_1(1285) \pi^- \nu_\tau \rightarrow$	$(1.9 \pm 0.7) \times 10^{-4}$			-	
$\pi^- \pi^+ \pi^- \nu_\tau$ (ex. K^0, ω)	[7] $(9.23 \pm 0.11) \%$	S=1.1	-	$\eta \pi^+ \pi^+ \pi^- \nu_\tau$				-	
$h^- h^- h^+ \geq 1$ neutrals ν_τ	$(5.18 \pm 0.11) \%$	S=1.2	-	$h^- \omega \geq 0$ neutrals ν_τ	$(2.36 \pm 0.08) \%$			-	
$h^- h^- h^+ \geq 1$ neutrals ν_τ (ex. $K_S^0 \rightarrow \pi^+ \pi^-$)	$(4.98 \pm 0.11) \%$	S=1.2	-	$h^- \omega \nu_\tau$	[7] $(1.93 \pm 0.06) \%$			-	
$h^- h^- h^+ \pi^0 \nu_\tau$	$(4.50 \pm 0.09) \%$	S=1.1	-	$h^- \omega \pi^0 \nu_\tau$	[7] $(4.3 \pm 0.5) \times 10^{-3}$			-	
$h^- h^- h^+ \pi^0 \nu_\tau$ (ex. K^0)	$(4.31 \pm 0.09) \%$	S=1.1	-	$h^- \omega 2\pi^0 \nu_\tau$	$(1.9 \pm 0.8) \times 10^{-4}$			-	
$h^- h^- h^+ \pi^0 \nu_\tau$ (ex. K^0, ω)	$(2.59 \pm 0.09) \%$		-	Lepton Family number (LF), Lepton number (L), or Baryon number (B) violating modes					
$\pi^- \pi^+ \pi^- \pi^0 \nu_\tau$	$(4.35 \pm 0.10) \%$		-	(In the modes below, ℓ means a sum over e and μ modes)					
$\pi^- \pi^+ \pi^- \pi^0 \nu_\tau$ (ex. K^0)	$(4.22 \pm 0.10) \%$		-	L means lepton number violation (e.g. $\tau^- \rightarrow e^+ \pi^- \pi^-$). Following common usage LF means lepton family violation and not lepton number violation (e.g. $\tau^- \rightarrow e^- \pi^+ \pi^-$). B means baryon number violation.					
$\pi^- \pi^+ \pi^- \pi^0 \nu_\tau$ (ex. K^0, ω)	[7] $(2.49 \pm 0.10) \%$		-	$e^- \gamma$	LF	< 2.7	$\times 10^{-6}$	CI=90%	888
$h^- (\rho \pi^0) \nu_\tau$	$(2.88 \pm 0.35) \%$		-	$\mu^- \gamma$	LF	< 3.0	$\times 10^{-6}$	CI=90%	885
$(a_1(1260) h^-) \nu_\tau$	< 2.0		CI=95%	$e^- \pi^0$	LF	< 3.7	$\times 10^{-6}$	CI=90%	883
$h^- \rho \pi^0 \nu_\tau$	$(1.35 \pm 0.20) \%$		-	$\mu^- \pi^0$	LF	< 4.0	$\times 10^{-6}$	CI=90%	880
$h^- \rho^+ h^- \nu_\tau$	$(4.5 \pm 2.2) \times 10^{-3}$		-	$e^- K^0$	LF	< 1.3	$\times 10^{-3}$	CI=90%	819
$h^- \rho^- h^+ \nu_\tau$	$(1.17 \pm 0.23) \%$		-	$\mu^- K^0$	LF	< 1.0	$\times 10^{-3}$	CI=90%	815
$h^- h^- h^+ 2\pi^0 \nu_\tau$	$(5.4 \pm 0.4) \times 10^{-3}$		-	$e^- \eta$	LF	< 8.2	$\times 10^{-6}$	CI=90%	804
$h^- h^- h^+ 2\pi^0 \nu_\tau$ (ex. K^0)	$(5.3 \pm 0.4) \times 10^{-3}$		-	$\mu^- \eta$	LF	< 9.6	$\times 10^{-6}$	CI=90%	800
$h^- h^- h^+ 2\pi^0 \nu_\tau$ (ex. K^0, ω, η)	[7] $(1.1 \pm 0.4) \times 10^{-3}$		-	$e^- \rho^0$	LF	< 2.0	$\times 10^{-6}$	CI=90%	722
$h^- h^- h^+ \geq 3\pi^0 \nu_\tau$	[7] $(1.4 \pm 0.9) \times 10^{-3}$	S=1.5	-	$\mu^- \rho^0$	LF	< 6.3	$\times 10^{-6}$	CI=90%	718
$h^- h^- h^+ 3\pi^0 \nu_\tau$	$(2.9 \pm 0.8) \times 10^{-4}$		-	$e^- K^*(892)^0$	LF	< 5.1	$\times 10^{-6}$	CI=90%	663
$K^- h^- h^+ \geq 0$ neutrals ν_τ	$(5.4 \pm 0.7) \times 10^{-3}$	S=1.1	-	$\mu^- K^*(892)^0$	LF	< 7.5	$\times 10^{-6}$	CI=90%	657
$K^- \pi^+ \pi^- \geq 0$ neutrals ν_τ	$(3.1 \pm 0.6) \times 10^{-3}$	S=1.1	-	$e^- K^*(892)^0$	LF	< 7.4	$\times 10^{-6}$	CI=90%	663
$K^- \pi^+ \pi^- \nu_\tau$	$(2.3 \pm 0.4) \times 10^{-3}$		-	$\mu^- K^*(892)^0$	LF	< 7.5	$\times 10^{-6}$	CI=90%	657
$K^- \pi^+ \pi^- \nu_\tau$ (ex. K^0)	[7] $(1.8 \pm 0.5) \times 10^{-3}$		-	$e^- \pi^+ \pi^-$	LF	< 6.9	$\times 10^{-6}$	CI=90%	596
$K^- \pi^+ \pi^- \pi^0 \nu_\tau$	$(8 \pm 4) \times 10^{-4}$		-	$\mu^- \pi^+ \pi^-$	LF	< 7.0	$\times 10^{-6}$	CI=90%	590
$K^- \pi^+ \pi^- \pi^0 \nu_\tau$ (ex. K^0)	[7] $(2.4 \pm 4.3) \times 10^{-4}$		-	$\pi^- \gamma$	L	< 2.8	$\times 10^{-4}$	CI=90%	883
$K^- \pi^+ K^- \geq 0$ neut. ν_τ	< 9		CI=95%	$\pi^- \pi^0$	L	< 3.7	$\times 10^{-4}$	CI=90%	878
$K^- K^+ \pi^- \geq 0$ neut. ν_τ	$(2.3 \pm 0.4) \times 10^{-3}$		-	$e^- e^+ e^-$	LF	< 2.9	$\times 10^{-6}$	CI=90%	888
$K^- K^+ \pi^- \nu_\tau$	[7] $(1.61 \pm 0.26) \times 10^{-3}$		685	$e^- \mu^+ \mu^-$	LF	< 1.8	$\times 10^{-6}$	CI=90%	882
$K^- K^+ \pi^- \pi^0 \nu_\tau$	[7] $(6.9 \pm 3.0) \times 10^{-4}$		-	$e^+ \mu^- \mu^-$	LF	< 1.5	$\times 10^{-6}$	CI=90%	882
$K^- K^+ K^- \geq 0$ neut. ν_τ	< 2.1		CI=95%	$\mu^- e^+ e^-$	LF	< 1.7	$\times 10^{-6}$	CI=90%	885
$K^- K^+ K^- \nu_\tau$	< 1.9		CI=90%	$\mu^+ e^- e^-$	LF	< 1.5	$\times 10^{-6}$	CI=90%	885
$\pi^- K^+ \pi^- \geq 0$ neut. ν_τ	< 2.5		CI=95%	$\mu^- \mu^+ \mu^-$	LF	< 1.9	$\times 10^{-6}$	CI=90%	873
$e^- e^- e^+ \bar{\nu}_e \nu_\tau$	$(2.8 \pm 1.5) \times 10^{-5}$		889	$e^- \pi^+ \pi^-$	LF	< 2.2	$\times 10^{-6}$	CI=90%	877
$\mu^- e^- e^+ \bar{\nu}_\mu \nu_\tau$	< 3.6		CI=90%	$e^+ \pi^+ \pi^-$	LF	< 1.9	$\times 10^{-6}$	CI=90%	877
Modes with five charged particles									
$3h^- 2h^+ \geq 0$ neutrals ν_τ	$(9.7 \pm 0.7) \times 10^{-4}$		-	$\mu^+ \pi^- \pi^-$	L	< 3.4	$\times 10^{-6}$	CI=90%	866
(ex. $K_S^0 \rightarrow \pi^- \pi^+$)			-	$e^- \pi^+ K^-$	LF	< 6.4	$\times 10^{-6}$	CI=90%	814
("5-prong")			-	$e^- \pi^- K^+$	LF	< 3.8	$\times 10^{-6}$	CI=90%	814
$3h^- 2h^+ \nu_\tau$ (ex. K^0)	[7] $(7.5 \pm 0.7) \times 10^{-4}$		-	$e^+ \pi^- K^-$	LF	< 2.1	$\times 10^{-6}$	CI=90%	814
$3h^- 2h^+ \pi^0 \nu_\tau$ (ex. K^0)	[7] $(2.2 \pm 0.5) \times 10^{-4}$		-	$e^- K^+ K^-$	LF	< 6.0	$\times 10^{-6}$	CI=90%	739
$3h^- 2h^+ 2\pi^0 \nu_\tau$	< 1.1		CI=90%	$e^+ K^- K^-$	L	< 3.8	$\times 10^{-6}$	CI=90%	739
Miscellaneous other allowed modes									
$(5\pi)^- \nu_\tau$	$(7.4 \pm 0.7) \times 10^{-3}$		-	$\mu^- \pi^+ K^-$	LF	< 7.5	$\times 10^{-6}$	CI=90%	800
$4h^- 3h^+ \geq 0$ neutrals ν_τ	< 2.4		CI=90%	$\mu^- \pi^- K^+$	L	< 7.0	$\times 10^{-6}$	CI=90%	800
("7-prong")			-	$\mu^- K^+ K^-$	LF	< 1.5	$\times 10^{-5}$	CI=90%	699
$K^*(892)^- \geq \alpha(h^0 \neq K_S^0) \nu_\tau$	$(1.94 \pm 0.31) \%$		-	$\mu^+ K^- K^-$	L	< 6.0	$\times 10^{-6}$	CI=90%	699
$K^*(892)^- \geq 0$ neutrals ν_τ	$(1.33 \pm 0.13) \%$		-	$e^- \pi^0 \pi^0$	LF	< 6.5	$\times 10^{-6}$	CI=90%	878
$K^*(892)^- \nu_\tau$	$(1.28 \pm 0.08) \%$		665	$\mu^- \pi^0 \pi^0$	LF	< 1.4	$\times 10^{-5}$	CI=90%	867
$K^*(892)^0 K^- \geq 0$ neutrals ν_τ	$(3.2 \pm 1.4) \times 10^{-3}$		-	$e^- \eta \eta$	LF	< 3.5	$\times 10^{-5}$	CI=90%	700
$K^*(892)^0 K^- \nu_\tau$	$(2.1 \pm 0.4) \times 10^{-3}$		539	$\mu^- \eta \eta$	LF	< 6.0	$\times 10^{-5}$	CI=90%	654
$\bar{K}^*(892)^0 \pi^- \geq 0$ neutrals ν_τ	$(3.8 \pm 1.7) \times 10^{-3}$		-	$e^- \pi^0 \eta$	LF	< 2.4	$\times 10^{-5}$	CI=90%	798
$\bar{K}^*(892)^0 \pi^- \nu_\tau$	$(2.2 \pm 0.5) \times 10^{-3}$		653	$\mu^- \pi^0 \eta$	LF	< 2.2	$\times 10^{-5}$	CI=90%	784
$(\bar{K}^*(892) \pi^-) \nu_\tau \rightarrow$	$(1.1 \pm 0.5) \times 10^{-3}$		-	$\bar{p} \gamma$	LTB	< 2.9	$\times 10^{-4}$	CI=90%	641
$\pi^- K^0 \pi^0 \nu_\tau$			-	$\bar{p} \pi^0$	LTB	< 6.6	$\times 10^{-4}$	CI=90%	632
$K_1(1270)^- \nu_\tau$	$(4 \pm 4) \times 10^{-3}$		433	$\bar{p} \eta$	LTB	< 1.30	$\times 10^{-3}$	CI=90%	476
$K_1(1400)^- \nu_\tau$	$(8 \pm 4) \times 10^{-3}$		335	π^- light boson	LF	< 2.7	$\times 10^{-3}$	CI=95%	-
			-	μ^- light boson	LF	< 5	$\times 10^{-3}$	CI=95%	-

Heavy Charged Lepton Searches

L^\pm – charged lepton

Mass $m > 80.2$ GeV, CL = 95% $m_\nu \approx 0$

L^\pm – stable charged heavy lepton

Mass $m > 84.2$ GeV, CL = 95%

Neutrinos

See the Particle Listings for a Note "Neutrino Mass" giving details of neutrinos, masses, mixing, and the status of experimental searches.

ν_e

$$J = \frac{1}{2}$$

Mass m : Unexplained effects have resulted in significantly negative m^2 in the new, precise tritium beta decay experiments.

It is felt that a real neutrino mass as large as 10–15 eV would cause observable spectral distortions even in the presence of the end-point count excesses.

Mean life/mass, $\tau/m_{\nu_e} > 7 \times 10^9$ s/eV (solar)

Mean life/mass, $\tau/m_{\nu_e} > 300$ s/eV, CL = 90% (reactor)

Magnetic moment $\mu < 1.8 \times 10^{-10}$ μ_B , CL = 90%

ν_μ

$$J = \frac{1}{2}$$

Mass $m < 0.17$ MeV, CL = 90%

Mean life/mass, $\tau/m_{\nu_\mu} > 15.4$ s/eV, CL = 90%

Magnetic moment $\mu < 7.4 \times 10^{-10}$ μ_B , CL = 90%

ν_τ

$$J = \frac{1}{2}$$

Mass $m < 18.2$ MeV, CL = 95%

Magnetic moment $\mu < 5.4 \times 10^{-7}$ μ_B , CL = 90%

Electric dipole moment $d < 5.2 \times 10^{-17}$ e cm, CL = 95%

Number of Light Neutrino Types

(including ν_e , ν_μ , and ν_τ)

Number $N = 2.994 \pm 0.012$ (Standard Model fits to LEP data)

Number $N = 3.07 \pm 0.12$ (Direct measurement of invisible Z width)

Massive Neutrinos and Lepton Mixing Searches for

For excited leptons, see Compositeness Limits below.

See the Particle Listings for a Note "Neutrino Mass" giving details of neutrinos, masses, mixing, and the status of experimental searches.

While no direct, uncontested evidence for massive neutrinos or lepton mixing has been obtained, suggestive evidence has come from solar neutrino observations, from anomalies in the relative fractions of ν_e and ν_μ observed in energetic cosmic-ray air showers, and possibly from a $\bar{\nu}_e$ appearance experiment at Los Alamos. Sample limits are:

Stable Neutral Heavy Lepton Mass Limits

Mass $m > 45.0$ GeV, CL = 95% (Dirac)

Mass $m > 39.5$ GeV, CL = 95% (Majorana)

Neutral Heavy Lepton Mass Limits

Mass $m > 69.0$ GeV, CL = 95% (Dirac ν_L coupling to e, μ, τ with $|U_{lj}|^2 > 10^{-12}$)

Mass $m > 58.2$ GeV, CL = 95% (Majorana ν_L coupling to e, μ, τ with $|U_{lj}|^2 > 10^{-12}$)

Solar Neutrinos

Detectors using gallium ($E_\nu \gtrsim 0.2$ MeV), chlorine ($E_\nu \gtrsim 0.8$ MeV), and Čerenkov effect in water ($E_\nu \gtrsim 7$ MeV) measure significantly lower neutrino rates than are predicted from solar models. The deficit in the solar neutrino flux compared with solar model calculations could be explained by oscillations with $\Delta m^2 \leq 10^{-5}$ eV² causing the disappearance of ν_e .

Atmospheric Neutrinos

Underground detectors observing neutrinos produced by cosmic rays in the atmosphere have measured a ν_μ/ν_e ratio much less than expected and also a deficiency of upward going ν_μ , compared to downward. This could be explained by oscillations leading to the disappearance of ν_μ with $\Delta m^2 \approx 10^{-3}$ to 10^{-2} eV².

ν oscillation: $\bar{\nu}_e \not\leftrightarrow \bar{\nu}_e$ (θ = mixing angle)

$\Delta m^2 < 9 \times 10^{-4}$ eV², CL = 90% (if $\sin^2 2\theta = 1$)

$\sin^2 2\theta < 0.02$, CL = 90% (if $\Delta(m^2)$ is large)

ν oscillation: $\nu_\mu (\bar{\nu}_\mu) \rightarrow \nu_e (\bar{\nu}_e)$ (any combination)

$\Delta m^2 < 0.075$ eV², CL = 90% (if $\sin^2 2\theta = 1$)

$\sin^2 2\theta < 1.8 \times 10^{-3}$, CL = 90% (if $\Delta(m^2)$ is large)

NOTES

In this Summary Table:

When a quantity has "(S = ...)" to its right, the error on the quantity has been enlarged by the "scale factor" S, defined as $S = \sqrt{\chi^2/(N-1)}$, where N is the number of measurements used in calculating the quantity. We do this when $S > 1$, which often indicates that the measurements are inconsistent. When $S > 1.25$, we also show in the Particle Listings an ideogram of the measurements. For more about S, see the Introduction.

A decay momentum p is given for each decay mode. For a 2-body decay, p is the momentum of each decay product in the rest frame of the decaying particle. For a 3-or-more-body decay, p is the largest momentum any of the products can have in this frame.

- [a] The uncertainty in the electron mass in unified atomic mass units (u) is ten times smaller than that given by the 1986 CODATA adjustment, quoted in the Table of Physical Constants (Section 1). The conversion to MeV via the factor 931.49432(28) MeV/u is more uncertain because of the electron charge uncertainty. Our value in MeV differs slightly from the 1986 CODATA result.
- [b] This is the best "electron disappearance" limit. The best limit for the mode $e^- \rightarrow \nu \gamma$ is $> 2.35 \times 10^{25}$ yr (CL=68%).
- [c] The muon mass is most precisely known in u (unified atomic mass units). The conversion factor to MeV via the factor 931.49432(28) MeV/u is more uncertain because of the electron charge uncertainty.
- [d] See the "Note on Muon Decay Parameters" in the μ Particle Listings for definitions and details.
- [e] P_μ is the longitudinal polarization of the muon from pion decay. In standard V–A theory, $P_\mu = 1$ and $\rho = \delta = 3/4$.
- [f] This only includes events with the γ energy > 10 MeV. Since the $e^- \bar{\nu}_e \nu_\mu$ and $e^- \bar{\nu}_e \nu_\mu \gamma$ modes cannot be clearly separated, we regard the latter mode as a subset of the former.
- [g] See the μ Particle Listings for the energy limits used in this measurement.
- [h] A test of additive vs. multiplicative lepton family number conservation.
- [i] Basis mode for the τ .

QUARK SUMMARY TABLE

QUARKS

The u -, d -, and s -quark masses are estimates of so-called "current-quark masses," in a mass-independent subtraction scheme such as \overline{MS} at a scale $\mu \approx 2$ GeV. The c - and b -quark masses are estimated from charmonium, bottomonium, D , and B masses. They are the "running" masses in the \overline{MS} scheme. These can be different from the heavy quark masses obtained in potential models.

u $I(J^P) = \frac{1}{2}(\frac{1}{2}^+)$
 Mass $m = 1.5$ to 5 MeV [a] Charge = $\frac{2}{3}$ e $I_Z = +\frac{1}{2}$
 $m_u/m_d = 0.20$ to 0.70

d $I(J^P) = \frac{1}{2}(\frac{1}{2}^+)$
 Mass $m = 3$ to 9 MeV [a] Charge = $-\frac{1}{3}$ e $I_Z = -\frac{1}{2}$
 $m_s/m_d = 17$ to 25
 $\bar{m} = (m_u + m_d)/2 = 2$ to 6 MeV

s $I(J^P) = 0(\frac{1}{2}^+)$
 Mass $m = 60$ to 170 MeV [a] Charge = $-\frac{1}{3}$ e Strangeness = -1
 $(m_s - (m_u + m_d)/2)/(m_d - m_u) = 34$ to 51

c $I(J^P) = 0(\frac{1}{2}^+)$
 Mass $m = 1.1$ to 1.4 GeV Charge = $\frac{2}{3}$ e Charm = $+1$

b $I(J^P) = 0(\frac{1}{2}^+)$
 Mass $m = 4.1$ to 4.4 GeV Charge = $-\frac{1}{3}$ e Bottom = -1

t $I(J^P) = 0(\frac{1}{2}^+)$
 Charge = $\frac{2}{3}$ e Top = $+1$

Mass $m = 173.8 \pm 5.2$ GeV (direct observation of top events)
 Mass $m = 170 \pm 7$ (+14) GeV (Standard Model electroweak fit, assuming $M_H = M_Z$. Number in parentheses is shift from changing M_H to 300 GeV.)

b' (4th Generation) Quark, Searches for

Mass $m > 128$ GeV, CL = 95% ($p\bar{p}$, charged current decays)
 Mass $m > 46.0$ GeV, CL = 95% (e^+e^- , all decays)

Free Quark Searches

All searches since 1977 have had negative results.

NOTES

[a] The ratios m_u/m_d and m_s/m_d are extracted from pion and kaon masses using chiral symmetry. The estimates of u and d masses are not without controversy and remain under active investigation. Within the literature there are even suggestions that the u quark could be essentially massless. The s -quark mass is estimated from $SU(3)$ splittings in hadron masses.

MESON SUMMARY TABLE

LIGHT UNFLAVORED MESONS (S = C = B = 0)

For $I = 1$ ($\pi\Gamma b\Gamma\rho\Gamma a$): $u\bar{d}\Gamma(u\bar{u}-d\bar{d})/\sqrt{2}\Gamma d\bar{u}$;
for $I = 0$ ($\eta\Gamma\eta/\Gamma\eta\Gamma\eta/\Gamma\omega\Gamma\omega/\Gamma f\Gamma f'$): $c_1(u\bar{u} + d\bar{d}) + c_2(s\bar{s})$

π^\pm

$$J^G(J^{PC}) = 1^-(0^-)$$

Mass $m = 139.56995 \pm 0.00035$ MeV
Mean life $\tau = (2.6033 \pm 0.0005) \times 10^{-8}$ s ($S = 1.2$)
 $c\tau = 7.8045$ m

$\pi^\pm \rightarrow \ell^\pm \nu \gamma$ form factors [a]

$F_V = 0.017 \pm 0.008$
 $F_A = 0.0116 \pm 0.0016$ ($S = 1.3$)
 $R = 0.059^{+0.009}_{-0.008}$

π^\mp modes are charge conjugates of the modes below.

π^\pm DECAY MODES	Fraction (Γ_i/Γ)	Confidence level	p (MeV/c)
$\mu^+ \nu_\mu$	[b] (99.98770 \pm 0.00004) %		30
$\mu^+ \nu_\mu \gamma$	[c] (1.24 \pm 0.25) $\times 10^{-4}$		30
$e^+ \nu_e$	[b] (1.230 \pm 0.004) $\times 10^{-4}$		70
$e^+ \nu_e \gamma$	[c] (1.61 \pm 0.23) $\times 10^{-7}$		70
$e^+ \nu_e \pi^0$	(1.025 \pm 0.034) $\times 10^{-8}$		4
$e^+ \nu_e e^+ e^-$	(3.2 \pm 0.5) $\times 10^{-9}$		70
$e^+ \nu_e \nu \bar{\nu}$	< 5	$\times 10^{-6}$ 90%	70
Lepton Family number (LF) or Lepton number (L) violating modes			
$\mu^+ \bar{\nu}_e$	L [d] < 1.5	$\times 10^{-3}$ 90%	30
$\mu^+ \nu_e$	LF [d] < 8.0	$\times 10^{-3}$ 90%	30
$\mu^- e^+ e^+ \nu$	LF < 1.6	$\times 10^{-6}$ 90%	30

π^0

$$J^G(J^{PC}) = 1^-(0^{++})$$

Mass $m = 134.9764 \pm 0.0006$ MeV
 $m_{\pi^\pm} - m_{\pi^0} = 4.5936 \pm 0.0005$ MeV
Mean life $\tau = (8.4 \pm 0.6) \times 10^{-17}$ s ($S = 3.0$)
 $c\tau = 25.1$ nm

π^0 DECAY MODES	Fraction (Γ_i/Γ)	Scale factor/ Confidence level	p (MeV/c)
2γ	(98.798 \pm 0.032) %	S=1.1	67
$e^+ e^- \gamma$	(1.198 \pm 0.032) %	S=1.1	67
γ positronium	(1.82 \pm 0.29) $\times 10^{-9}$		67
$e^+ e^+ e^- e^-$	(3.14 \pm 0.30) $\times 10^{-5}$		67
$e^+ e^-$	(7.5 \pm 2.0) $\times 10^{-8}$		67
4γ	< 2	$\times 10^{-8}$ CL=90%	67
$\nu \bar{\nu}$	[e] < 8.3	$\times 10^{-7}$ CL=90%	67
$\nu_e \bar{\nu}_e$	< 1.7	$\times 10^{-6}$ CL=90%	67
$\nu_\mu \bar{\nu}_\mu$	< 3.1	$\times 10^{-6}$ CL=90%	67
$\nu_\tau \bar{\nu}_\tau$	< 2.1	$\times 10^{-6}$ CL=90%	67
Charge conjugation (C) or Lepton Family number (LF) violating modes			
3γ	C < 3.1	$\times 10^{-8}$ CL=90%	67
$\mu^+ e^- + e^- \mu^+$	LF < 1.72	$\times 10^{-8}$ CL=90%	26

η

$$J^G(J^{PC}) = 0^+(0^{-+})$$

Mass $m = 547.30 \pm 0.12$ MeV
Full width $\Gamma = 1.18 \pm 0.11$ keV [f] ($S = 1.8$)

C-nonconserving decay parameters

$\pi^+ \pi^- \pi^0$ Left-right asymmetry = $(0.09 \pm 0.17) \times 10^{-2}$
 $\pi^+ \pi^- \pi^0$ Sextant asymmetry = $(0.18 \pm 0.16) \times 10^{-2}$
 $\pi^+ \pi^- \pi^0$ Quadrant asymmetry = $(-0.17 \pm 0.17) \times 10^{-2}$
 $\pi^+ \pi^- \gamma$ Left-right asymmetry = $(0.9 \pm 0.4) \times 10^{-2}$
 $\pi^+ \pi^- \gamma$ β (D-wave) = 0.05 ± 0.06 ($S = 1.5$)

Dalitz plot parameter

$\pi^0 \pi^0 \pi^0$ $\alpha = -0.039 \pm 0.015$

η DECAY MODES

	Fraction (Γ_i/Γ)	Scale factor/ Confidence level	p (MeV/c)
Neutral modes			
neutral modes	(71.5 \pm 0.6) %	S=1.4	-
2γ	[f] (39.21 \pm 0.34) %	S=1.4	274
$3\pi^0$	(32.2 \pm 0.4) %	S=1.3	178
$\pi^0 2\gamma$	(7.1 \pm 1.4) $\times 10^{-4}$		257
other neutral modes	< 2.8 %	CL=90%	-
Charged modes			
charged modes	(28.5 \pm 0.6) %	S=1.4	-
$\pi^+ \pi^- \pi^0$	(23.1 \pm 0.5) %	S=1.4	173
$\pi^+ \pi^- \gamma$	(4.77 \pm 0.13) %	S=1.3	235
$e^+ e^- \gamma$	(4.9 \pm 1.1) $\times 10^{-3}$		274
$\mu^+ \mu^- \gamma$	(3.1 \pm 0.4) $\times 10^{-4}$		252
$e^+ e^-$	< 7.7 $\times 10^{-5}$	CL=90%	274
$\mu^+ \mu^-$	(5.8 \pm 0.8) $\times 10^{-6}$		252
$\pi^+ \pi^- e^+ e^-$	(1.3 \pm 1.2 \pm 0.8) $\times 10^{-3}$		235
$\pi^+ \pi^- 2\gamma$	< 2.1 $\times 10^{-3}$		235
$\pi^+ \pi^- \pi^0 \gamma$	< 6 $\times 10^{-4}$	CL=90%	173
$\pi^0 \mu^+ \mu^- \gamma$	< 3 $\times 10^{-6}$	CL=90%	210

**Charge conjugation (C) Parity (P)
Charge conjugation \times Parity (CP) or
Lepton Family number (LF) violating modes**

$\pi^+ \pi^-$	PCP < 9	$\times 10^{-4}$	CL=90%	235
3γ	C < 5	$\times 10^{-4}$	CL=95%	274
$\pi^0 e^+ e^-$	C [g] < 4	$\times 10^{-5}$	CL=90%	257
$\pi^0 \mu^+ \mu^-$	C [g] < 5	$\times 10^{-6}$	CL=90%	210
$\mu^+ e^- + \mu^- e^+$	LF < 6	$\times 10^{-6}$	CL=90%	263

$f_0(400-1200)$ [h]
or σ

$$J^G(J^{PC}) = 0^+(0^{++})$$

Mass $m = (400-1200)$ MeV
Full width $\Gamma = (600-1000)$ MeV

$f_0(400-1200)$ DECAY MODES	Fraction (Γ_i/Γ)	p (MeV/c)
$\pi\pi$	dominant	-
$\gamma\gamma$	seen	-

$\rho(770)$ [1]

$I^G(J^{PC}) = 1^+(1^{--})$

Mass $m = 770.0 \pm 0.8$ MeV ($S = 1.8$)
 Full width $\Gamma = 150.7 \pm 1.1$ MeV
 $\Gamma_{ee} = 6.77 \pm 0.32$ keV

$\rho(770)$ DECAY MODES	Fraction (Γ_i/Γ)	Scale factor/ Confidence level	ρ (MeV/c)
$\pi\pi$	~ 100	%	358
$\rho(770)^{\pm}$ decays			
$\pi^{\pm}\gamma$	$(4.5 \pm 0.5) \times 10^{-4}$	$S=2.2$	372
$\pi^{\pm}\eta$	< 6	$\times 10^{-3}$ CL=84%	146
$\pi^{\pm}\pi^+\pi^-\pi^0$	< 2.0	$\times 10^{-3}$ CL=84%	249
$\rho(770)^0$ decays			
$\pi^+\pi^-\gamma$	$(9.9 \pm 1.6) \times 10^{-3}$		358
$\pi^0\gamma$	$(6.8 \pm 1.7) \times 10^{-4}$		372
$\eta\gamma$	$(2.4 \pm 0.8) \times 10^{-4}$	$S=1.6$	189
$\mu^+\mu^-$	[1] $(4.60 \pm 0.28) \times 10^{-5}$		369
e^+e^-	[1] $(4.49 \pm 0.22) \times 10^{-5}$		384
$\pi^+\pi^-\pi^0$	< 1.2	$\times 10^{-4}$ CL=90%	319
$\pi^+\pi^-\pi^+\pi^-$	< 2	$\times 10^{-4}$ CL=90%	246
$\pi^+\pi^-\pi^0\pi^0$	< 4	$\times 10^{-5}$ CL=90%	252

$\omega(782)$

$I^G(J^{PC}) = 0^-(1^{--})$

Mass $m = 781.94 \pm 0.12$ MeV ($S = 1.5$)
 Full width $\Gamma = 8.41 \pm 0.09$ MeV
 $\Gamma_{ee} = 0.60 \pm 0.02$ keV

$\omega(782)$ DECAY MODES	Fraction (Γ_i/Γ)	Scale factor/ Confidence level	ρ (MeV/c)
$\pi^+\pi^-\pi^0$	$(88.8 \pm 0.7) \%$		327
$\pi^0\gamma$	$(8.5 \pm 0.5) \%$		379
$\pi^+\pi^-$	$(2.21 \pm 0.30) \%$		365
neutrals (excluding $\pi^0\gamma$)	$(5.3 \pm 0.7) \times 10^{-3}$		-
$\eta\gamma$	$(6.5 \pm 1.0) \times 10^{-4}$		199
$\pi^0 e^+ e^-$	$(5.9 \pm 1.9) \times 10^{-4}$		379
$\pi^0 \mu^+ \mu^-$	$(9.6 \pm 2.3) \times 10^{-5}$		349
$e^+ e^-$	$(7.07 \pm 0.19) \times 10^{-5}$	$S=1.1$	391
$\pi^+\pi^-\pi^0\pi^0$	< 2	% CL=90%	261
$\pi^+\pi^-\gamma$	< 3.6	$\times 10^{-3}$ CL=95%	365
$\pi^+\pi^-\pi^+\pi^-$	< 1	$\times 10^{-3}$ CL=90%	256
$\pi^0\pi^0\gamma$	$(7.2 \pm 2.5) \times 10^{-5}$		367
$\mu^+\mu^-$	< 1.8	$\times 10^{-4}$ CL=90%	376
3γ	< 1.9	$\times 10^{-4}$ CL=95%	391
Charge conjugation (C) violating modes			
$\eta\pi^0$	C < 1	$\times 10^{-3}$ CL=90%	162
$3\pi^0$	C < 3	$\times 10^{-4}$ CL=90%	329

$\eta'(958)$

$I^G(J^{PC}) = 0^+(0^{-+})$

Mass $m = 957.78 \pm 0.14$ MeV
 Full width $\Gamma = 0.203 \pm 0.016$ MeV ($S = 1.3$)

$\eta'(958)$ DECAY MODES	Fraction (Γ_i/Γ)	Scale factor/ Confidence level	ρ (MeV/c)
$\pi^+\pi^-\eta$	$(43.8 \pm 1.5) \%$	$S=1.1$	232
$\rho^0\gamma$ (including non-resonant $\pi^+\pi^-\gamma$)	$(30.2 \pm 1.3) \%$	$S=1.1$	169
$\pi^0\pi^0\eta$	$(20.7 \pm 1.3) \%$	$S=1.2$	239
$\omega\gamma$	$(3.01 \pm 0.30) \%$		160
$\gamma\gamma$	$(2.11 \pm 0.13) \%$	$S=1.2$	479
$3\pi^0$	$(1.54 \pm 0.26) \times 10^{-3}$		430
$\mu^+\mu^-\gamma$	$(1.03 \pm 0.26) \times 10^{-4}$		467
$\pi^+\pi^-\pi^0$	< 5	% CL=90%	427
$\pi^0\rho^0$	< 4	% CL=90%	118
$\pi^+\pi^+\pi^-\pi^-$	< 1	% CL=90%	372
$\pi^+\pi^+\pi^-\pi^-\pi^0$	< 1	% CL=95%	-
$\pi^+\pi^+\pi^-\pi^-\pi^0$	< 1	% CL=90%	298
6π	< 1	% CL=90%	189
$\pi^+\pi^-\pi^0 e^+ e^-$	< 6	$\times 10^{-3}$ CL=90%	458
$\pi^0\gamma\gamma$	< 8	$\times 10^{-4}$ CL=90%	469
$4\pi^0$	< 5	$\times 10^{-4}$ CL=90%	379
e^+e^-	< 2.1	$\times 10^{-7}$ CL=90%	479

Charge conjugation (C) or Parity (P) violating modes

$\pi^+\pi^-$	PTCP	< 2	%	CL=90%	458
$\pi^0\pi^0$	PTCP	< 9	$\times 10^{-4}$	CL=90%	459
$\pi^0 e^+ e^-$	C	[g] < 1.3	%	CL=90%	469
$\eta e^+ e^-$	C	[g] < 1.1	%	CL=90%	322
3γ	C	< 1.0	$\times 10^{-4}$	CL=90%	479
$\mu^+\mu^-\pi^0$	C	[g] < 6.0	$\times 10^{-5}$	CL=90%	445
$\mu^+\mu^-\eta$	C	[g] < 1.5	$\times 10^{-5}$	CL=90%	274

$f_0(980)$ [K]

$I^G(J^{PC}) = 0^+(0^{++})$

Mass $m = 980 \pm 10$ MeV
 Full width $\Gamma = 40$ to 100 MeV

$f_0(980)$ DECAY MODES	Fraction (Γ_i/Γ)	Confidence level	ρ (MeV/c)
$\pi\pi$	dominant		470
$K\bar{K}$	seen		-
$\gamma\gamma$	$(1.19 \pm 0.33) \times 10^{-5}$		490
e^+e^-	< 3	$\times 10^{-7}$ 90%	490

$a_0(980)$ [K]

$I^G(J^{PC}) = 1^-(0^{++})$

Mass $m = 983.4 \pm 0.9$ MeV
 Full width $\Gamma = 50$ to 100 MeV

$a_0(980)$ DECAY MODES	Fraction (Γ_i/Γ)	ρ (MeV/c)
$\eta\pi$	dominant	321
$K\bar{K}$	seen	-
$\gamma\gamma$	seen	492

$\phi(1020)$

$I^G(J^{PC}) = 0^-(1^{--})$

Mass $m = 1019.413 \pm 0.008$ MeV
 Full width $\Gamma = 4.43 \pm 0.05$ MeV

$\phi(1020)$ DECAY MODES	Fraction (Γ_i/Γ)	Scale factor/ Confidence level	ρ (MeV/c)
K^+K^-	$(49.1 \pm 0.8) \%$	$S=1.3$	127
$K_S^0 K_L^0$	$(34.1 \pm 0.6) \%$	$S=1.2$	110
$\rho\pi + \pi^+\pi^-\pi^0$	$(15.5 \pm 0.7) \%$	$S=1.5$	-
$\eta\gamma$	$(1.26 \pm 0.06) \%$	$S=1.1$	363
$\pi^0\gamma$	$(1.31 \pm 0.13) \times 10^{-3}$		501
e^+e^-	$(2.99 \pm 0.08) \times 10^{-4}$	$S=1.2$	510
$\mu^+\mu^-$	$(2.5 \pm 0.4) \times 10^{-4}$		499
$\eta e^+ e^-$	$(1.3 \pm 0.8) \times 10^{-4}$		363
$\pi^+\pi^-$	$(8 \pm 4) \times 10^{-5}$	$S=1.5$	490
$\omega\gamma$	< 5	% CL=84%	210
$\rho\gamma$	< 7	$\times 10^{-4}$ CL=90%	219
$\pi^+\pi^-\pi^-\pi^+$	< 3	$\times 10^{-5}$ CL=90%	490
$f_0(980)\gamma$	< 1	$\times 10^{-4}$ CL=90%	39
$\pi^0\pi^0\gamma$	< 1	$\times 10^{-3}$ CL=90%	492
$\pi^+\pi^-\pi^+\pi^-$	< 8.7	$\times 10^{-4}$ CL=90%	410
$\pi^+\pi^+\pi^-\pi^-\pi^0$	< 1.5	$\times 10^{-4}$ CL=95%	341
$\pi^0 e^+ e^-$	< 1.2	$\times 10^{-4}$ CL=90%	501
$\pi^0\eta\gamma$	< 2.5	$\times 10^{-3}$ CL=90%	346
$a_0(980)\gamma$	< 5	$\times 10^{-3}$ CL=90%	36
$\eta'(958)\gamma$	$(1.2 \pm 0.7) \times 10^{-4}$		-
$\mu^+\mu^-\gamma$	$(2.3 \pm 1.0) \times 10^{-5}$		-

$h_1(1170)$

$I^G(J^{PC}) = 0^-(1^{+-})$

Mass $m = 1170 \pm 20$ MeV
 Full width $\Gamma = 360 \pm 40$ MeV

$h_1(1170)$ DECAY MODES	Fraction (Γ_i/Γ)	ρ (MeV/c)
$\rho\pi$	seen	310

$b_1(1235)$

$$I^G(J^{PC}) = 1^+(1^+ -)$$

Mass $m = 1229.5 \pm 3.2$ MeV ($S = 1.6$)
 Full width $\Gamma = 142 \pm 9$ MeV ($S = 1.2$)

$b_1(1235)$ DECAY MODES	Fraction (Γ_i/Γ)	Confidence level	p (MeV/c)
$\omega\pi$	dominant		348
[D/S amplitude ratio = 0.29 ± 0.04]			
$\pi^\pm\gamma$	(1.6 ± 0.4) $\times 10^{-3}$		608
$\eta\rho$	seen		-
$\pi^+\pi^+\pi^-\pi^0$	< 50 %	84%	536
$(K\bar{K})^\pm\pi^0$	< 8 %	90%	248
$K_S^0 K_L^0 \pi^\pm$	< 6 %	90%	238
$K_S^0 K_S^0 \pi^\pm$	< 2 %	90%	238
$\phi\pi$	< 1.5 %	84%	146

$a_1(1260)$ [l]

$$I^G(J^{PC}) = 1^-(1^+ +)$$

Mass $m = 1230 \pm 40$ MeV [m]
 Full width $\Gamma = 250$ to 600 MeV

$a_1(1260)$ DECAY MODES	Fraction (Γ_i/Γ)	p (MeV/c)
$\rho\pi$	dominant	356
[D/S amplitude ratio = -0.100 ± 0.028]		
$\pi\gamma$	seen	607
$\pi(\pi\pi)$ S-wave	possibly seen	575

$f_2(1270)$

$$I^G(J^{PC}) = 0^+(2^+ +)$$

Mass $m = 1275.0 \pm 1.2$ MeV
 Full width $\Gamma = 185.5^{+3.8}_{-2.7}$ MeV ($S = 1.5$)

$f_2(1270)$ DECAY MODES	Fraction (Γ_i/Γ)	Scale factor/ Confidence level	p (MeV/c)
$\pi\pi$	($84.6^{+2.5}_{-1.3}$) %	$S=1.3$	622
$\pi^+\pi^-2\pi^0$	($7.2^{+1.5}_{-2.7}$) %	$S=1.3$	562
$K\bar{K}$	(4.6 ± 0.4) %	$S=2.8$	403
$2\pi^+2\pi^-$	(2.8 ± 0.4) %	$S=1.2$	559
$\eta\eta$	(4.5 ± 1.0) $\times 10^{-3}$	$S=2.4$	327
$4\pi^0$	(3.0 ± 1.0) $\times 10^{-3}$		564
$\gamma\gamma$	($1.32^{+0.17}_{-0.16}$) $\times 10^{-5}$		637
$\eta\pi\pi$	< 8 $\times 10^{-3}$	CL=95%	475
$K^0 K^- \pi^+ + c.c.$	< 3.4 $\times 10^{-3}$	CL=95%	293
e^+e^-	< 9 $\times 10^{-9}$	CL=90%	637

$f_1(1285)$

$$I^G(J^{PC}) = 0^+(1^+ +)$$

Mass $m = 1281.9 \pm 0.6$ MeV ($S = 1.7$)
 Full width $\Gamma = 24.0 \pm 1.2$ MeV ($S = 1.4$)
 ($4\pi = \rho(\pi\pi)_{P\text{-wave}}$)

$f_1(1285)$ DECAY MODES	Fraction (Γ_i/Γ)	Scale factor/ Confidence level	p (MeV/c)
4π	(35 ± 4) %	$S=1.6$	563
$\pi^0\pi^0\pi^+\pi^-$	(23.5 ± 3.0) %	$S=1.6$	566
$2\pi^+2\pi^-$	(11.7 ± 1.5) %	$S=1.6$	563
$\rho^0\pi^+\pi^-$	(11.7 ± 1.5) %	$S=1.6$	340
$4\pi^0$	< 7 $\times 10^{-4}$	CL=90%	568
$\eta\pi\pi$	(50 ± 18) %		479
$a_0(980)\pi$ [ignoring $a_0(980) \rightarrow K\bar{K}$]	(34 ± 8) %	$S=1.2$	234
$\eta\pi\pi$ [excluding $a_0(980)\pi$]	(15 ± 7) %	$S=1.1$	-
$K\bar{K}\pi$	(9.6 ± 1.2) %	$S=1.5$	308
$K\bar{K}^*(892)$	not seen		-
$\gamma\rho^0$	(5.4 ± 1.2) %	$S=2.3$	410
$\phi\gamma$	(7.9 ± 3.0) $\times 10^{-4}$		236

$\eta(1295)$

$$I^G(J^{PC}) = 0^+(0^- +)$$

Mass $m = 1297.0 \pm 2.8$ MeV
 Full width $\Gamma = 53 \pm 6$ MeV

$\eta(1295)$ DECAY MODES	Fraction (Γ_i/Γ)	p (MeV/c)
$\eta\pi^+\pi^-$	seen	488
$a_0(980)\pi$	seen	245
$\eta\pi^0\pi^0$	seen	-
$\eta(\pi\pi)$ S-wave	seen	-

$\pi(1300)$

$$I^G(J^{PC}) = 1^-(0^- +)$$

Mass $m = 1300 \pm 100$ MeV [m]
 Full width $\Gamma = 200$ to 600 MeV

$\pi(1300)$ DECAY MODES	Fraction (Γ_i/Γ)	p (MeV/c)
$\rho\pi$	seen	406
$\pi(\pi\pi)$ S-wave	seen	-

$a_2(1320)$

$$I^G(J^{PC}) = 1^-(2^+ +)$$

Mass $m = 1318.1 \pm 0.6$ MeV ($S = 1.1$)
 Full width $\Gamma = 107 \pm 5$ MeV [m] ($K^\pm K_S^0$ and $\eta\pi$ modes)

$a_2(1320)$ DECAY MODES	Fraction (Γ_i/Γ)	Scale factor/ Confidence level	p (MeV/c)
$\rho\pi$	(70.1 ± 2.7) %	$S=1.2$	419
$\eta\pi$	(14.5 ± 1.2) %		535
$\omega\pi\pi$	(10.6 ± 3.2) %	$S=1.3$	362
$K\bar{K}$	(4.9 ± 0.8) %		437
$\eta'(958)\pi$	(5.3 ± 0.9) $\times 10^{-3}$		287
$\pi^\pm\gamma$	(2.8 ± 0.6) $\times 10^{-3}$		652
$\gamma\gamma$	(9.4 ± 0.7) $\times 10^{-6}$		659
$\pi^+\pi^-\pi^-$	< 8 %	CL=90%	621
e^+e^-	< 2.3 $\times 10^{-7}$	CL=90%	659

$f_0(1370)$ [k]

$$I^G(J^{PC}) = 0^+(0^+ +)$$

Mass $m = 1200$ to 1500 MeV
 Full width $\Gamma = 200$ to 500 MeV

$f_0(1370)$ DECAY MODES	Fraction (Γ_i/Γ)	p (MeV/c)
$\pi\pi$	seen	-
4π	seen	-
$4\pi^0$	seen	-
$2\pi^+2\pi^-$	seen	-
$\pi^+\pi^-2\pi^0$	seen	-
$2(\pi\pi)$ S-wave	seen	-
$\eta\eta$	seen	-
$K\bar{K}$	seen	-
$\gamma\gamma$	seen	-
e^+e^-	not seen	-

$f_1(1420)$ [n]

$$I^G(J^{PC}) = 0^+(1^+ +)$$

Mass $m = 1426.2 \pm 1.2$ MeV ($S = 1.3$)
 Full width $\Gamma = 55.0 \pm 3.0$ MeV

$f_1(1420)$ DECAY MODES	Fraction (Γ_i/Γ)	p (MeV/c)
$K\bar{K}\pi$	dominant	439
$K\bar{K}^*(892) + c.c.$	dominant	155
$\eta\pi\pi$	possibly seen	571

$\omega(1420)$ [o]

$$I^G(J^{PC}) = 0^-(1^- -)$$

Mass $m = 1419 \pm 31$ MeV
 Full width $\Gamma = 174 \pm 60$ MeV

$\omega(1420)$ DECAY MODES	Fraction (Γ_i/Γ)	p (MeV/c)
$\rho\pi$	dominant	488

$\eta(1440)$ [J^P]

$$J^G(J^{PC}) = 0^+(0^{-+})$$

Mass $m = 1400 - 1470$ MeV [m]
 Full width $\Gamma = 50 - 80$ MeV [m]

$\eta(1440)$ DECAY MODES	Fraction (Γ_i/Γ)	p (MeV/c)
$K\bar{K}\pi$	seen	-
$K\bar{K}^*(892) + c.c.$	seen	-
$\eta\pi\pi$	seen	-
$a_0(980)\pi$	seen	-
$\eta(\pi\pi)S$ -wave	seen	-
4π	seen	-

 $a_0(1450)$

$$J^G(J^{PC}) = 1^-(0^{++})$$

Mass $m = 1474 \pm 19$ MeV
 Full width $\Gamma = 265 \pm 13$ MeV

$a_0(1450)$ DECAY MODES	Fraction (Γ_i/Γ)	p (MeV/c)
$\pi\eta$	seen	613
$\pi\eta f(958)$	seen	392
$K\bar{K}$	seen	530

 $\rho(1450)$ [q]

$$J^G(J^{PC}) = 1^+(1^{--})$$

Mass $m = 1465 \pm 25$ MeV [m]
 Full width $\Gamma = 310 \pm 60$ MeV [m]

$\rho(1450)$ DECAY MODES	Fraction (Γ_i/Γ)	Confidence level	p (MeV/c)
$\pi\pi$	seen		719
4π	seen		665
$\omega\pi$	<2.0 %	95%	512
e^+e^-	seen		732
$\eta\rho$	<4 %		317
$\phi\pi$	<1 %		358
$K\bar{K}$	<1.6 $\times 10^{-3}$	95%	541

 $f_0(1500)$ [J^P]

$$J^G(J^{PC}) = 0^+(0^{++})$$

Mass $m = 1500 \pm 10$ MeV ($S = 1.3$)
 Full width $\Gamma = 112 \pm 10$ MeV

$f_0(1500)$ DECAY MODES	Fraction (Γ_i/Γ)	p (MeV/c)
$\eta\eta f(958)$	seen	-
$\eta\eta$	seen	513
4π	seen	-
$4\pi^0$	seen	690
$2\pi^+2\pi^-$	seen	686
2π	seen	-
$\pi^+\pi^-$	seen	737
$2\pi^0$	seen	738
$K\bar{K}$	seen	563

 $f_2'(1525)$

$$J^G(J^{PC}) = 0^+(2^{++})$$

Mass $m = 1525 \pm 5$ MeV [m]
 Full width $\Gamma = 76 \pm 10$ MeV [m]

$f_2'(1525)$ DECAY MODES	Fraction (Γ_i/Γ)	p (MeV/c)
$K\bar{K}$	(88.8 \pm 3.1) %	581
$\eta\eta$	(10.3 \pm 3.1) %	531
$\pi\pi$	(8.2 \pm 1.5) $\times 10^{-3}$	750
$\gamma\gamma$	(1.32 \pm 0.21) $\times 10^{-6}$	763

 $\omega(1600)$ [S]

$$J^G(J^{PC}) = 0^-(1^{--})$$

Mass $m = 1649 \pm 24$ MeV ($S = 2.3$)
 Full width $\Gamma = 220 \pm 35$ MeV ($S = 1.6$)

$\omega(1600)$ DECAY MODES	Fraction (Γ_i/Γ)	p (MeV/c)
$\rho\pi$	seen	637
$\omega\pi\pi$	seen	601
e^+e^-	seen	824

 $\omega_3(1670)$

$$J^G(J^{PC}) = 0^-(3^{--})$$

Mass $m = 1667 \pm 4$ MeV
 Full width $\Gamma = 168 \pm 10$ MeV [m]

$\omega_3(1670)$ DECAY MODES	Fraction (Γ_i/Γ)	p (MeV/c)
$\rho\pi$	seen	647
$\omega\pi\pi$	seen	614
$b_1(1235)\pi$	possibly seen	359

 $\pi_2(1670)$

$$J^G(J^{PC}) = 1^-(2^{-+})$$

Mass $m = 1670 \pm 20$ MeV [m]
 Full width $\Gamma = 258 \pm 18$ MeV [m] ($S = 1.7$)

$\pi_2(1670)$ DECAY MODES	Fraction (Γ_i/Γ)	p (MeV/c)
3π	(95.8 \pm 1.4) %	806
$f_2(1270)\pi$	(56.2 \pm 3.2) %	325
$\rho\pi$	(31 \pm 4) %	649
$f_0(1370)\pi$	(8.7 \pm 3.4) %	-
$K\bar{K}^*(892) + c.c.$	(4.2 \pm 1.4) %	453

 $\phi(1680)$

$$J^G(J^{PC}) = 0^-(1^{--})$$

Mass $m = 1680 \pm 20$ MeV [m]
 Full width $\Gamma = 150 \pm 50$ MeV [m]

$\phi(1680)$ DECAY MODES	Fraction (Γ_i/Γ)	p (MeV/c)
$K\bar{K}^*(892) + c.c.$	dominant	463
$K_S^0 K\pi$	seen	620
$K\bar{K}$	seen	681
e^+e^-	seen	840
$\omega\pi\pi$	not seen	622

 $\rho_3(1690)$

$$J^G(J^{PC}) = 1^+(3^{--})$$

J^P from the 2π and $K\bar{K}$ modes.
 Mass $m = 1691 \pm 5$ MeV [m]
 Full width $\Gamma = 160 \pm 10$ MeV [m] ($S = 1.5$)

$\rho_3(1690)$ DECAY MODES	Fraction (Γ_i/Γ)	Scale factor	p (MeV/c)
4π	(71.1 \pm 1.9) %		788
$\pi^+\pi^+\pi^-\pi^0$	(67 \pm 22) %		788
$\omega\pi$	(16 \pm 6) %		656
$\pi\pi$	(23.6 \pm 1.3) %		834
$K\bar{K}\pi$	(3.8 \pm 1.2) %		628
$K\bar{K}$	(1.58 \pm 0.26) %	1.2	686
$\eta\pi^+\pi^-$	seen		728

$\rho(1700)$ [9]

$$J^G(J^{PC}) = 1^+(1^{--})$$

Mass $m = 1700 \pm 20$ MeV [m] ($\eta\rho^0$ and $\pi^+\pi^-$ modes)
 Full width $\Gamma = 240 \pm 60$ MeV [m] ($\eta\rho^0$ and $\pi^+\pi^-$ modes)

$\rho(1700)$ DECAY MODES	Fraction (Γ_i/Γ)	ρ (MeV/c)
$\rho\pi\pi$	dominant	640
$2(\pi^+\pi^-)$	large	792
$\rho^0\pi^+\pi^-$	large	640
$\rho^\pm\pi^+\pi^0$	large	642
$\pi^+\pi^-$	seen	838
$\pi^-\pi^0$	seen	839
$K\bar{K}^*(892) + c.c.$	seen	479
$\eta\rho$	seen	533
$K\bar{K}$	seen	692
e^+e^-	seen	850
$\pi^0\omega$	seen	662

$f_2(1710)$ [1]

$$J^G(J^{PC}) = 0^+(\text{even}^{++})$$

Mass $m = 1712 \pm 5$ MeV ($S = 1.1$)
 Full width $\Gamma = 133 \pm 14$ MeV ($S = 1.2$)

$f_2(1710)$ DECAY MODES	Fraction (Γ_i/Γ)	ρ (MeV/c)
$K\bar{K}$	seen	690
$\eta\eta$	seen	648
$\pi\pi$	seen	837

$\pi(1800)$

$$J^G(J^{PC}) = 1^-(0^{-+})$$

Mass $m = 1801 \pm 13$ MeV ($S = 1.9$)
 Full width $\Gamma = 210 \pm 15$ MeV

$\pi(1800)$ DECAY MODES	Fraction (Γ_i/Γ)	ρ (MeV/c)
$\pi^+\pi^-\pi^-$	seen	-
$f_0(980)\pi^-$	seen	623
$f_0(1370)\pi^-$	seen	-
$\rho\pi^-$	not seen	728
$\eta\eta\pi^-$	seen	-
$a_0(980)\eta$	seen	459
$f_0(1500)\pi^-$	seen	240
$\eta\eta(958)\pi^-$	seen	-
$K_0^*(1430)K^-$	seen	-
$K^*(892)K^-$	not seen	560

$\phi_3(1850)$

$$J^G(J^{PC}) = 0^-(3^{--})$$

Mass $m = 1854 \pm 7$ MeV
 Full width $\Gamma = 87^{+28}_{-23}$ MeV ($S = 1.2$)

$\phi_3(1850)$ DECAY MODES	Fraction (Γ_i/Γ)	ρ (MeV/c)
$K\bar{K}$	seen	785
$K\bar{K}^*(892) + c.c.$	seen	602

$f_2(2010)$

$$J^G(J^{PC}) = 0^+(2^{++})$$

Seen by one group only.

Mass $m = 2011^{+60}_{-80}$ MeV
 Full width $\Gamma = 202 \pm 60$ MeV

$f_2(2010)$ DECAY MODES	Fraction (Γ_i/Γ)	ρ (MeV/c)
$\phi\phi$	seen	-

$a_4(2040)$

$$J^G(J^{PC}) = 1^-(4^{++})$$

Mass $m = 2020 \pm 16$ MeV
 Full width $\Gamma = 387 \pm 70$ MeV

$a_4(2040)$ DECAY MODES	Fraction (Γ_i/Γ)	ρ (MeV/c)
$K\bar{K}$	seen	892
$\pi^+\pi^-\pi^0$	seen	-
$\eta\pi^0$	seen	941

$f_4(2050)$

$$J^G(J^{PC}) = 0^+(4^{++})$$

Mass $m = 2044 \pm 11$ MeV ($S = 1.4$)
 Full width $\Gamma = 208 \pm 13$ MeV ($S = 1.2$)

$f_4(2050)$ DECAY MODES	Fraction (Γ_i/Γ)	ρ (MeV/c)
$\omega\omega$	$(26 \pm 6)\%$	658
$\pi\pi$	$(17.0 \pm 1.5)\%$	1012
$K\bar{K}$	$(6.8^{+3.4}_{-1.8}) \times 10^{-3}$	895
$\eta\eta$	$(2.1 \pm 0.8) \times 10^{-3}$	863
$4\pi^0$	$< 1.2\%$	977

$f_2(2300)$

$$J^G(J^{PC}) = 0^+(2^{++})$$

Mass $m = 2297 \pm 28$ MeV
 Full width $\Gamma = 149 \pm 40$ MeV

$f_2(2300)$ DECAY MODES	Fraction (Γ_i/Γ)	ρ (MeV/c)
$\phi\phi$	seen	529

$f_2(2340)$

$$J^G(J^{PC}) = 0^+(2^{++})$$

Mass $m = 2339 \pm 60$ MeV
 Full width $\Gamma = 319^{+80}_{-70}$ MeV

$f_2(2340)$ DECAY MODES	Fraction (Γ_i/Γ)	ρ (MeV/c)
$\phi\phi$	seen	573

STRANGE MESONS
(S = ±1, C = B = 0)
 $K^+ = u\bar{s} \quad K^0 = d\bar{s} \quad \bar{K}^0 = \bar{d}s \quad K^- = \bar{u}s$ similarly for K^{*+}

K^{\pm} $I(J^P) = \frac{1}{2}(0^-)$
Mass $m = 493.677 \pm 0.016$ MeV [V] (S = 2.8)
Mean life $\tau = (1.2386 \pm 0.0024) \times 10^{-8}$ s (S = 2.0)
 $c\tau = 3.713$ m
Slope parameter g [V]
(See Particle Listings for quadratic coefficients)
 $K^+ \rightarrow \pi^+ \pi^+ \pi^- = -0.2154 \pm 0.0035$ (S = 1.4)
 $K^- \rightarrow \pi^- \pi^- \pi^+ = -0.217 \pm 0.007$ (S = 2.5)
 $K^{\pm} \rightarrow \pi^{\pm} \pi^0 \pi^0 = 0.594 \pm 0.019$ (S = 1.3)

K^{\pm} decay form factors [g_{iW}]
 K_{e3}^+ $\lambda_+ = 0.0286 \pm 0.0022$
 $K_{\mu 3}^+$ $\lambda_+ = 0.032 \pm 0.008$ (S = 1.6)
 $K_{\mu 3}^+$ $\lambda_0 = 0.006 \pm 0.007$ (S = 1.6)
 K_{e3}^+ $|f_S/f_+| = 0.084 \pm 0.023$ (S = 1.2)
 K_{e3}^+ $|f_T/f_+| = 0.38 \pm 0.11$ (S = 1.1)
 $K_{\mu 3}^+$ $|f_T/f_+| = 0.02 \pm 0.12$
 $K^+ \rightarrow e^+ \nu_e \gamma$ $|F_A + F_V| = 0.148 \pm 0.010$
 $K^+ \rightarrow \mu^+ \nu_\mu \gamma$ $|F_A + F_V| < 0.23 \Gamma_{CL} = 90\%$
 $K^+ \rightarrow e^+ \nu_e \gamma$ $|F_A - F_V| < 0.49$
 $K^+ \rightarrow \mu^+ \nu_\mu \gamma$ $|F_A - F_V| = -2.2 \pm 0.3$

K^- modes are charge conjugates of the modes below.

K^+ DECAY MODES	Fraction (Γ_i/Γ)	Scale factor/ Confidence level	p (MeV/c)
$\mu^+ \nu_\mu$	(63.51±0.18) %	S=1.3	236
$e^+ \nu_e$	(1.55±0.07) × 10 ⁻⁵		247
$\pi^+ \pi^0$	(21.16±0.14) %	S=1.1	205
$\pi^+ \pi^+ \pi^-$	(5.59±0.05) %	S=1.8	125
$\pi^+ \pi^0 \pi^0$	(1.73±0.04) %	S=1.2	133
$\pi^0 \mu^+ \nu_\mu$	(3.18±0.08) %	S=1.5	215
Called $K_{\mu 3}^+$.			
$\pi^0 e^+ \nu_e$	(4.82±0.06) %	S=1.3	228
Called K_{e3}^+ .			
$\pi^0 \pi^0 e^+ \nu_e$	(2.1 ± 0.4) × 10 ⁻⁵		206
$\pi^+ \pi^- e^+ \nu_e$	(3.91±0.17) × 10 ⁻⁵		203
$\pi^+ \pi^- \mu^+ \nu_\mu$	(1.4 ± 0.9) × 10 ⁻⁵		151
$\pi^0 \pi^0 \pi^0 e^+ \nu_e$	< 3.5 × 10 ⁻⁶	CL=90%	135
$\pi^+ \gamma \gamma$	[X] (1.10±0.32) × 10 ⁻⁶		227
$\pi^+ 3\gamma$	[X] < 1.0 × 10 ⁻⁴	CL=90%	227
$\mu^+ \nu_\mu \nu \bar{\nu}$	< 6.0 × 10 ⁻⁶	CL=90%	236
$e^+ \nu_e \nu \bar{\nu}$	< 6 × 10 ⁻⁵	CL=90%	247
$\mu^+ \nu_\mu e^+ e^-$	(1.3 ± 0.4) × 10 ⁻⁷		236
$e^+ \nu_e e^+ e^-$	(3.0 ^{+3.0} / _{-1.5}) × 10 ⁻⁸		247
$\mu^+ \nu_\mu \mu^+ \mu^-$	< 4.1 × 10 ⁻⁷	CL=90%	185
$\mu^+ \nu_\mu \gamma$	[X γ] (5.50±0.28) × 10 ⁻³		236
$\pi^+ \pi^0 \gamma$	[X γ] (2.75±0.15) × 10 ⁻⁴		205
$\pi^+ \pi^0 \gamma$ (DE)	[X γ] (1.8 ± 0.4) × 10 ⁻⁵		205
$\pi^+ \pi^+ \pi^- \gamma$	[X γ] (1.04±0.31) × 10 ⁻⁴		125
$\pi^+ \pi^0 \pi^0 \gamma$	[X γ] (7.5 ^{+5.5} / _{-3.0}) × 10 ⁻⁶		133
$\pi^0 \mu^+ \nu_\mu \gamma$	[X γ] < 6.1 × 10 ⁻⁵	CL=90%	215
$\pi^0 e^+ \nu_e \gamma$	[X γ] (2.62±0.20) × 10 ⁻⁴		228
$\pi^0 e^+ \nu_e \gamma$ (SD)	[a γ] < 5.3 × 10 ⁻⁵	CL=90%	228
$\pi^0 \pi^0 e^+ \nu_e \gamma$	< 5 × 10 ⁻⁶	CL=90%	206

Lepton Family number (LF) / Lepton number (L) / $\Delta S = \Delta Q$ (SQ)
violating modes / For $\Delta S = 1$ weak neutral current (SI) modes

$\pi^+ \pi^+ e^- \bar{\nu}_e$	SQ	< 1.2 × 10 ⁻⁸	CL=90%	203
$\pi^+ \pi^+ \mu^- \bar{\nu}_\mu$	SQ	< 3.0 × 10 ⁻⁶	CL=95%	151
$\pi^+ e^+ e^-$	SI	(2.74±0.23) × 10 ⁻⁷		227
$\pi^+ \mu^+ \mu^-$	SI	(5.0 ± 1.0) × 10 ⁻⁸		172
$\pi^+ \nu \bar{\nu}$	SI	(4.2 ^{+9.7} / _{-3.5}) × 10 ⁻¹⁰		227
$\mu^- \nu e^+ e^+$	LF	< 2.0 × 10 ⁻⁸	CL=90%	236
$\mu^+ \nu e^- e^-$	LF	[d] < 4 × 10 ⁻³	CL=90%	236
$\pi^+ \mu^+ e^-$	LF	< 2.1 × 10 ⁻¹⁰	CL=90%	214
$\pi^+ \mu^+ e^+$	LF	< 7 × 10 ⁻⁹	CL=90%	214
$\pi^- \mu^+ e^+$	L	< 7 × 10 ⁻⁹	CL=90%	214
$\pi^- e^+ e^+$	L	< 1.0 × 10 ⁻⁸	CL=90%	227
$\pi^- \mu^+ \mu^+$	L	[d] < 1.5 × 10 ⁻⁴	CL=90%	172
$\mu^+ \bar{\nu}_e e^-$	L	[d] < 3.3 × 10 ⁻³	CL=90%	236
$\pi^0 e^+ \bar{\nu}_e$	L	< 3 × 10 ⁻³	CL=90%	228

K^0 $I(J^P) = \frac{1}{2}(0^-)$
50% K_S / 50% K_L
Mass $m = 497.672 \pm 0.031$ MeV
 $m_{K^0} - m_{\bar{K}^0} = 3.995 \pm 0.034$ MeV (S = 1.1)
 $|m_{K^0} - m_{\bar{K}^0}| / m_{\text{average}} < 10^{-18}$ [bb]

K_S^0 $I(J^P) = \frac{1}{2}(0^-)$
Mean life $\tau = (0.8934 \pm 0.0008) \times 10^{-10}$ s
 $c\tau = 2.6762$ cm
CP-violation parameters [α]
 $\text{Im}(\eta_{+-0}) = -0.002 \pm 0.008$
 $\text{Im}(\eta_{000})^2 < 0.1 \Gamma_{CL} = 90\%$

K_S^0 DECAY MODES	Fraction (Γ_i/Γ)	Scale factor/ Confidence level	p (MeV/c)
$\pi^+ \pi^-$	(68.61±0.28) %	S=1.2	206
$\pi^0 \pi^0$	(31.39±0.28) %	S=1.2	209
$\pi^+ \pi^- \gamma$	[γdd] (1.78±0.05) × 10 ⁻³		206
$\gamma \gamma$	(2.4 ± 0.9) × 10 ⁻⁶		249
$\pi^+ \pi^- \pi^0$	(3.4 ^{+1.1} / _{-0.9}) × 10 ⁻⁷		133
$3\pi^0$	< 3.7 × 10 ⁻⁵	CL=90%	139
$\pi^{\pm} e^{\mp} \nu$	[ee] (6.70±0.07) × 10 ⁻⁴	S=1.1	229
$\pi^{\pm} \mu^{\mp} \nu$	[ee] (4.69±0.05) × 10 ⁻⁴	S=1.1	216
$\Delta S = 1$ weak neutral current (SI) modes			
$\mu^+ \mu^-$	SI < 3.2 × 10 ⁻⁷	CL=90%	225
$e^+ e^-$	SI < 1.4 × 10 ⁻⁷	CL=90%	249
$\pi^0 e^+ e^-$	SI < 1.1 × 10 ⁻⁶	CL=90%	231

K_L^0 $I(J^P) = \frac{1}{2}(0^-)$
 $m_{K_L} - m_{K_S} = (0.5301 \pm 0.0014) \times 10^{10} \hbar s^{-1}$
 $= (3.489 \pm 0.009) \times 10^{-12}$ MeV
Mean life $\tau = (5.17 \pm 0.04) \times 10^{-8}$ s (S = 1.1)
 $c\tau = 15.51$ m

Slope parameter g [V]

(See Particle Listings for quadratic coefficients)

$K_L^0 \rightarrow \pi^+ \pi^- \pi^0 = 0.670 \pm 0.014$ (S = 1.6)

K_L decay form factors [W]

K_{e3}^0 $\lambda_+ = 0.0300 \pm 0.0016$ (S = 1.2)
 $K_{\mu 3}^0$ $\lambda_+ = 0.034 \pm 0.005$ (S = 2.3)
 $K_{\mu 3}^0$ $\lambda_0 = 0.025 \pm 0.006$ (S = 2.3)
 K_{e3}^0 $|f_S/f_+| < 0.04 \Gamma_{CL} = 68\%$
 K_{e3}^0 $|f_T/f_+| < 0.23 \Gamma_{CL} = 68\%$
 $K_{\mu 3}^0$ $|f_T/f_+| = 0.12 \pm 0.12$
 $K_L \rightarrow e^+ e^- \gamma$: $\alpha_{K^*} = -0.28 \pm 0.08$

CP-violation parameters [cc]

$$\delta = (0.327 \pm 0.012)\%$$

$$|\eta_{00}| = (2.275 \pm 0.019) \times 10^{-3} \quad (S = 1.1)$$

$$|\eta_{+-}| = (2.285 \pm 0.019) \times 10^{-3}$$

$$|\eta_{00}/\eta_{+-}| = 0.9956 \pm 0.0023 \text{ [97]} \quad (S = 1.8)$$

$$e'/\epsilon = (1.5 \pm 0.8) \times 10^{-3} \text{ [97]} \quad (S = 1.8)$$

$$\phi_{+-} = (43.5 \pm 0.6)^\circ$$

$$\phi_{00} = (43.4 \pm 1.0)^\circ$$

$$\phi_{00} - \phi_{+-} = (-0.1 \pm 0.8)^\circ$$

f for $K_L^0 \rightarrow \pi^+ \pi^- \pi^0 = 0.0011 \pm 0.0008$

$$|\eta_{+-\gamma}| = (2.35 \pm 0.07) \times 10^{-3}$$

$$\phi_{+-\gamma} = (44 \pm 4)^\circ$$

$$|e'_{+-\gamma}|/\epsilon < 0.3 \text{ FCL} = 90\%$$

$\Delta S = -\Delta Q$ in K_S^0 decay

$$\text{Re } x = 0.006 \pm 0.018 \quad (S = 1.3)$$

$$\text{Im } x = -0.003 \pm 0.026 \quad (S = 1.2)$$

CPT-violation parameters

$$\text{Re } \Delta = 0.018 \pm 0.020$$

$$\text{Im } \Delta = 0.02 \pm 0.04$$

K_S^0 DECAY MODES	Fraction (Γ_i/Γ)	Scale factor/ Confidence level	ρ (MeV/c)
$3\pi^0$	(21.12 \pm 0.27) %	S=L1	139
$\pi^+ \pi^- \pi^0$	(12.56 \pm 0.20) %	S=L7	133
$\pi^\pm \mu^\mp \nu$ [gg]	(27.17 \pm 0.25) %	S=L1	216
Called $K_{\mu 3}^0$.			
$\pi^\pm e^\mp \nu_e$ [gg]	(38.78 \pm 0.27) %	S=L1	229
Called $K_{e 3}^0$.			
2γ	(5.92 \pm 0.15) $\times 10^{-4}$		249
3γ	< 2.4 $\times 10^{-7}$ CL=90%		249
$\pi^0 2\gamma$ [hh]	(1.70 \pm 0.28) $\times 10^{-6}$		231
$\pi^0 \pi^\pm e^\mp \nu$ [gg]	(5.18 \pm 0.29) $\times 10^{-5}$		207
($\pi \mu$ atom) ν	(1.06 \pm 0.11) $\times 10^{-7}$		-
$\pi^\pm e^\mp \nu_e \gamma$ [veg,hh]	(3.62 $^{+0.26}_{-0.21}$) $\times 10^{-3}$		229
$\pi^+ \pi^- \gamma$ [shh]	(4.61 \pm 0.14) $\times 10^{-5}$		206
$\pi^0 \pi^0 \gamma$	< 5.6 $\times 10^{-6}$		209

Charge conjugation \times Parity (CP, CPV) or Lepton Family number (LF) violating modes for $\Delta S = 1$ weak neutral current (SI) modes

$\pi^+ \pi^-$	CPV	(2.067 \pm 0.035) $\times 10^{-3}$	S=L1	206
$\pi^0 \pi^0$	CPV	(9.36 \pm 0.20) $\times 10^{-4}$		209
$\mu^+ \mu^-$	SI	(7.2 \pm 0.5) $\times 10^{-9}$	S=L4	225
$\mu^+ \mu^- \gamma$	SI	(3.25 \pm 0.28) $\times 10^{-7}$		225
$e^+ e^-$	SI	< 4.1 $\times 10^{-11}$ CL=90%		249
$e^+ e^- \gamma$	SI	(9.1 \pm 0.5) $\times 10^{-6}$		249
$e^+ e^- \gamma \gamma$	SI [hh]	(6.5 \pm 1.2) $\times 10^{-7}$		249
$\pi^+ \pi^- e^+ e^-$	SI [hh]	< 4.6 $\times 10^{-7}$ CL=90%		206
$\mu^+ \mu^- e^+ e^-$	SI	(2.9 $^{+6.7}_{-2.4}$) $\times 10^{-9}$		225
$e^+ e^- e^+ e^-$	SI	(4.1 \pm 0.8) $\times 10^{-8}$	S=L2	249
$\pi^0 \mu^+ \mu^-$	CFPSI [ll]	< 5.1 $\times 10^{-9}$ CL=90%		177
$\pi^0 e^+ e^-$	CFPSI [ll]	< 4.3 $\times 10^{-9}$ CL=90%		231
$\pi^0 \nu \bar{\nu}$	CFPSI [ll]	< 5.8 $\times 10^{-5}$ CL=90%		231
$e^\pm \mu^\mp$	LF [gg]	< 3.3 $\times 10^{-11}$ CL=90%		238
$e^\pm e^\mp \mu^\mp \mu^\mp$	LF [gg]	< 6.1 $\times 10^{-9}$ CL=90%		-

$K^*(892)$

$$I(J^P) = \frac{1}{2}(1^-)$$

$$K^{*0}(892)^\pm \text{ mass } m = 891.66 \pm 0.26 \text{ MeV}$$

$$K^{*0}(892)^0 \text{ mass } m = 896.10 \pm 0.28 \text{ MeV} \quad (S = 1.4)$$

$$K^{*0}(892)^\pm \text{ full width } \Gamma = 50.8 \pm 0.9 \text{ MeV}$$

$$K^{*0}(892)^0 \text{ full width } \Gamma = 50.5 \pm 0.6 \text{ MeV} \quad (S = 1.1)$$

$K^*(892)$ DECAY MODES	Fraction (Γ_i/Γ)	Confidence level	ρ (MeV/c)
$K\pi$	~ 100 %		291
$K^0 \gamma$	(2.30 \pm 0.20) $\times 10^{-3}$		310
$K^{\pm} \gamma$	(9.9 \pm 0.9) $\times 10^{-4}$		309
$K\pi\pi$	< 7 $\times 10^{-4}$	95%	224

$K_1(1270)$

$$I(J^P) = \frac{1}{2}(1^+)$$

$$\text{Mass } m = 1273 \pm 7 \text{ MeV [m]}$$

$$\text{Full width } \Gamma = 90 \pm 20 \text{ MeV [m]}$$

$K_1(1270)$ DECAY MODES	Fraction (Γ_i/Γ)	ρ (MeV/c)
$K\rho$	(42 \pm 6) %	76
$K_S^{*0}(1430)\pi$	(28 \pm 4) %	-
$K^{*0}(892)\pi$	(16 \pm 5) %	301
$K\omega$	(11.0 \pm 2.0) %	-
$K f_0(1370)$	(3.0 \pm 2.0) %	-

$K_1(1400)$

$$I(J^P) = \frac{1}{2}(1^+)$$

$$\text{Mass } m = 1402 \pm 7 \text{ MeV}$$

$$\text{Full width } \Gamma = 174 \pm 13 \text{ MeV} \quad (S = 1.6)$$

$K_1(1400)$ DECAY MODES	Fraction (Γ_i/Γ)	ρ (MeV/c)
$K^{*0}(892)\pi$	(94 \pm 6) %	401
$K\rho$	(3.0 \pm 3.0) %	298
$K f_0(1370)$	(2.0 \pm 2.0) %	-
$K\omega$	(1.0 \pm 1.0) %	265
$K_S^{*0}(1430)\pi$	not seen	-

$K^*(1410)$

$$I(J^P) = \frac{1}{2}(1^-)$$

$$\text{Mass } m = 1414 \pm 15 \text{ MeV} \quad (S = 1.3)$$

$$\text{Full width } \Gamma = 232 \pm 21 \text{ MeV} \quad (S = 1.1)$$

$K^*(1410)$ DECAY MODES	Fraction (Γ_i/Γ)	Confidence level	ρ (MeV/c)
$K^{*0}(892)\pi$	> 40 %	95%	408
$K\pi$	(6.6 \pm 1.3) %		611
$K\rho$	< 7 %	95%	309

$K_S^{*0}(1430)$ [kk]

$$I(J^P) = \frac{1}{2}(0^+)$$

$$\text{Mass } m = 1429 \pm 6 \text{ MeV}$$

$$\text{Full width } \Gamma = 287 \pm 23 \text{ MeV}$$

$K_S^{*0}(1430)$ DECAY MODES	Fraction (Γ_i/Γ)	ρ (MeV/c)
$K\pi$	(93 \pm 10) %	621

$K_2^*(1430)$

$$I(J^P) = \frac{1}{2}(2^+)$$

$$K_2^*(1430)^\pm \text{ mass } m = 1425.6 \pm 1.5 \text{ MeV} \quad (S = 1.1)$$

$$K_2^*(1430)^0 \text{ mass } m = 1432.4 \pm 1.3 \text{ MeV}$$

$$K_2^*(1430)^\pm \text{ full width } \Gamma = 98.5 \pm 2.7 \text{ MeV} \quad (S = 1.1)$$

$$K_2^*(1430)^0 \text{ full width } \Gamma = 109 \pm 5 \text{ MeV} \quad (S = 1.9)$$

$K_2^*(1430)$ DECAY MODES	Fraction (Γ_i/Γ)	Scale factor/ Confidence level	ρ (MeV/c)
$K\pi$	(49.9 \pm 1.2) %		622
$K^*(892)\pi$	(24.7 \pm 1.5) %		423
$K^*(892)\pi\pi$	(13.4 \pm 2.2) %		375
$K\rho$	(8.7 \pm 0.8) %	S=L2	331
$K\omega$	(2.9 \pm 0.8) %		319
$K^+ \gamma$	(2.4 \pm 0.5) $\times 10^{-3}$	S=L1	627
$K\eta$	(1.5 $^{+3.4}_{-1.0}$) $\times 10^{-3}$	S=L3	492
$K\omega\pi$	< 7.2 $\times 10^{-4}$	CL=95%	110
$K^0 \gamma$	< 9 $\times 10^{-4}$	CL=90%	631

$K^*(1680)$		
$I(J^P) = \frac{1}{2}(1^-)$		
Mass $m = 1717 \pm 27$ MeV ($S = 1.4$)		
Full width $\Gamma = 322 \pm 110$ MeV ($S = 4.2$)		
$K^*(1680)$ DECAY MODES	Fraction (Γ_i/Γ)	ρ (MeV/c)
$K\pi$	(38.7 \pm 2.5) %	779
$K\rho$	(31.4 $^{+4.7}_{-2.1}$) %	571
$K^*(892)\pi$	(29.9 $^{+2.2}_{-4.7}$) %	615

$K_2^*(1770)$ ^[M]		
$I(J^P) = \frac{1}{2}(2^-)$		
Mass $m = 1773 \pm 8$ MeV		
Full width $\Gamma = 186 \pm 14$ MeV		
$K_2^*(1770)$ DECAY MODES	Fraction (Γ_i/Γ)	ρ (MeV/c)
$K\pi\pi$	—	—
$K_2^*(1430)\pi$	dominant	287
$K^*(892)\pi$	seen	653
$K f_2(1270)$	seen	—
$K\phi$	seen	441
$K\omega$	seen	608

$K_3^*(1780)$			
$I(J^P) = \frac{1}{2}(3^-)$			
Mass $m = 1776 \pm 7$ MeV ($S = 1.1$)			
Full width $\Gamma = 159 \pm 21$ MeV ($S = 1.3$)			
$K_3^*(1780)$ DECAY MODES	Fraction (Γ_i/Γ)	Confidence level	ρ (MeV/c)
$K\rho$	(31 \pm 9) %		612
$K^*(892)\pi$	(20 \pm 5) %		651
$K\pi$	(18.8 \pm 1.0) %		810
$K\eta$	(30 \pm 13) %		715
$K_2^*(1430)\pi$	< 16 %	95%	284

$K_2^*(1820)$ ^[mm]		
$I(J^P) = \frac{1}{2}(2^-)$		
Mass $m = 1816 \pm 13$ MeV		
Full width $\Gamma = 276 \pm 35$ MeV		
$K_2^*(1820)$ DECAY MODES	Fraction (Γ_i/Γ)	ρ (MeV/c)
$K_2^*(1430)\pi$	seen	325
$K^*(892)\pi$	seen	680
$K f_2(1270)$	seen	186
$K\omega$	seen	638

$K_4^*(2045)$		
$I(J^P) = \frac{1}{2}(4^+)$		
Mass $m = 2045 \pm 9$ MeV ($S = 1.1$)		
Full width $\Gamma = 198 \pm 30$ MeV		
$K_4^*(2045)$ DECAY MODES	Fraction (Γ_i/Γ)	ρ (MeV/c)
$K\pi$	(9.9 \pm 1.2) %	958
$K^*(892)\pi\pi$	(9 \pm 5) %	800
$K^*(892)\pi\pi\pi$	(7 \pm 5) %	764
$\rho K\pi$	(5.7 \pm 3.2) %	742
$\omega K\pi$	(5.0 \pm 3.0) %	736
$\phi K\pi$	(2.8 \pm 1.4) %	591
$\phi K^*(892)$	(1.4 \pm 0.7) %	363

CHARMED MESONS	
($C = \pm 1$)	
$D^+ = c\bar{d}\Gamma D^0 = c\bar{u}\Gamma D^0 = \bar{c}u\Gamma D^- = \bar{c}d\Gamma$ similarly for D^{*s}	

D^\pm	
$I(J^P) = \frac{1}{2}(0^-)$	
Mass $m = 1869.3 \pm 0.5$ MeV ($S = 1.1$)	
Mean life $\tau = (1.057 \pm 0.015) \times 10^{-12}$ s	
$c\tau = 317$ μ m	

CP-violation decay-rate asymmetries

$$A_{CP}(K^+ K^- \pi^\pm) = -0.017 \pm 0.027$$

$$A_{CP}(K^\pm K^*0) = -0.02 \pm 0.05$$

$$A_{CP}(\phi \pi^\pm) = -0.014 \pm 0.033$$

$$A_{CP}(\pi^+ \pi^- \pi^\pm) = -0.02 \pm 0.04$$

 $D^+ \rightarrow \bar{K}^*(892)^0 \ell^+ \nu_\ell$ form factors

$$f_2 = 0.72 \pm 0.09$$

$$r_V = 1.85 \pm 0.12$$

$$\Gamma_L/\Gamma_T = 1.23 \pm 0.13$$

$$\Gamma_+/\Gamma_- = 0.16 \pm 0.04$$

 D^- modes are charge conjugates of the modes below.

D^+ DECAY MODES	Fraction (Γ_i/Γ)	Scale factor/ Confidence level	ρ (MeV/c)
Inclusive modes			
e^+ anything	(17.2 \pm 1.9) %		—
K^- anything	(24.2 \pm 2.8) %	$S=1.4$	—
\bar{K}^0 anything + K^0 anything	(59 \pm 7) %		—
K^+ anything	(5.8 \pm 1.4) %		—
η anything	[m] < 13 %	$CL=90\%$	—
Leptonic and semileptonic modes			
$\mu^+ \nu_\mu$	< 7.2 $\times 10^{-4}$	$CL=90\%$	932
$\bar{K}^0 \ell^+ \nu_\ell$	[∞] (6.8 \pm 0.8) %		868
$\bar{K}^0 e^+ \nu_e$	(6.7 \pm 0.9) %		868
$\bar{K}^0 \mu^+ \nu_\mu$	(7.0 $^{+3.0}_{-2.0}$) %		865
$K^- \pi^+ e^+ \nu_e$	(4.1 $^{+0.9}_{-0.7}$) %		863
$\bar{K}^*(892)^0 e^+ \nu_e$	(3.2 \pm 0.33) %		720
$\times B(\bar{K}^{*0} \rightarrow K^- \pi^+)$			
$K^- \pi^+ e^+ \nu_e$ nonresonant	< 7 $\times 10^{-3}$	$CL=90\%$	863
$K^- \pi^+ \mu^+ \nu_\mu$	(3.2 \pm 0.4) %	$S=1.1$	851
$\bar{K}^*(892)^0 \mu^+ \nu_\mu$	(2.9 \pm 0.4) %		715
$\times B(\bar{K}^{*0} \rightarrow K^- \pi^+)$			
$K^- \pi^+ \mu^+ \nu_\mu$ nonresonant	(2.7 \pm 1.1) $\times 10^{-3}$		851
$(\bar{K}^*(892)\pi)^0 e^+ \nu_e$	< 1.2 %	$CL=90\%$	714
$(\bar{K}\pi\pi)^0 e^+ \nu_e$ non- $\bar{K}^*(892)$	< 9 $\times 10^{-3}$	$CL=90\%$	846
$K^- \pi^+ \pi^0 \mu^+ \nu_\mu$	< 1.4 $\times 10^{-3}$	$CL=90\%$	825
$\pi^0 \ell^+ \nu_\ell$	[p] (3.1 \pm 1.5) $\times 10^{-3}$		930

Fractions of some of the following modes with resonances have already appeared above as submodes of particular charged-particle modes.

$\bar{K}^*(892)^0 \ell^+ \nu_\ell$	[∞] (4.7 \pm 0.4) %		720
$\bar{K}^*(892)^0 e^+ \nu_e$	(4.8 \pm 0.5) %		720
$\bar{K}^*(892)^0 \mu^+ \nu_\mu$	(4.4 \pm 0.6) %	$S=1.1$	715
$\rho^0 e^+ \nu_e$	(2.2 \pm 0.8) $\times 10^{-3}$		776
$\rho^0 \mu^+ \nu_\mu$	(2.7 \pm 0.7) $\times 10^{-3}$		772
$\phi e^+ \nu_e$	< 2.09 %	$CL=90\%$	657
$\phi \mu^+ \nu_\mu$	< 3.72 %	$CL=90\%$	651
$\eta \ell^+ \nu_\ell$	< 5 $\times 10^{-3}$	$CL=90\%$	—
$\eta'(958) \mu^+ \nu_\mu$	< 9 $\times 10^{-3}$	$CL=90\%$	684
Hadronic modes with a \bar{K} or $\bar{K}K\bar{K}$			
$\bar{K}^0 \pi^+$	(2.89 \pm 0.26) %	$S=1.1$	862
$K^- \pi^+ \pi^+$	[qq] (9.0 \pm 0.6) %		845
$\bar{K}^*(892)^0 \pi^+$	(1.27 \pm 0.13) %		712
$\times B(\bar{K}^{*0} \rightarrow K^- \pi^+)$			
$\bar{K}_0^*(1430)^0 \pi^+$	(2.3 \pm 0.3) %		368
$\times B(\bar{K}_0^*(1430)^0 \rightarrow K^- \pi^+)$			
$\bar{K}^*(1680)^0 \pi^+$	(3.7 \pm 0.8) $\times 10^{-3}$		65
$\times B(\bar{K}^*(1680)^0 \rightarrow K^- \pi^+)$			
$K^- \pi^+ \pi^0$ nonresonant	(8.5 \pm 0.8) %		845
$\bar{K}^0 \pi^+ \pi^0$	[qq] (9.7 \pm 3.0) %	$S=1.1$	845

$\bar{K}^0 \rho^+$	(6.6 ± 2.5) %	680
$K^*(892)^0 \pi^+$	(6.3 ± 0.4) × 10 ⁻³	712
× B($\bar{K}^{*0} \rightarrow \bar{K}^0 \pi^0$)		
$\bar{K}^0 \pi^+ \pi^0$ nonresonant	(1.3 ± 1.1) %	845
$K^- \pi^+ \pi^+ \pi^0$	[η] (6.4 ± 1.1) %	816
$K^*(892)^0 \rho^+$ total	(1.4 ± 0.9) %	423
× B($\bar{K}^{*0} \rightarrow K^- \pi^+$)		
$\bar{K}_1(1400)^0 \pi^+$	(2.2 ± 0.6) %	390
× B($\bar{K}_1(1400)^0 \rightarrow K^- \pi^+ \pi^0$)		
$K^- \rho^+ \pi^+$ total	(3.1 ± 1.1) %	616
$K^- \rho^+ \pi^+ 3$ -body	(1.1 ± 0.4) %	616
$\bar{K}^*(892)^0 \pi^+ \pi^0$ total	(4.5 ± 0.9) %	687
× B($\bar{K}^{*0} \rightarrow K^- \pi^+$)		
$\bar{K}^*(892)^0 \pi^+ \pi^0 3$ -body	(2.8 ± 0.9) %	687
× B($\bar{K}^{*0} \rightarrow K^- \pi^+$)		
$K^*(892)^- \pi^+ \pi^+ 3$ -body	(7 ± 3) × 10 ⁻³	688
× B($K^{*-} \rightarrow K^- \pi^0$)		
$K^- \pi^+ \pi^+ \pi^0$ nonresonant	[η] (1.2 ± 0.6) %	816
$\bar{K}^0 \pi^+ \pi^+ \pi^-$	[η] (7.0 ± 0.9) %	814
$\bar{K}^0 a_1(1260)^+$	(4.0 ± 0.9) %	328
× B($a_1(1260)^+ \rightarrow \pi^+ \pi^+ \pi^-$)		
$\bar{K}_1(1400)^0 \pi^+$	(2.2 ± 0.6) %	390
× B($\bar{K}_1(1400)^0 \rightarrow \bar{K}^0 \pi^+ \pi^-$)		
$K^*(892)^- \pi^+ \pi^+ 3$ -body	(1.4 ± 0.6) %	688
× B($K^{*-} \rightarrow \bar{K}^0 \pi^-$)		
$\bar{K}^0 \rho^0 \pi^+$ total	(4.2 ± 0.9) %	614
$\bar{K}^0 \rho^0 \pi^+ 3$ -body	(5 ± 5) × 10 ⁻³	614
$\bar{K}^0 \pi^+ \pi^+ \pi^-$ nonresonant	(8 ± 4) × 10 ⁻³	814
$K^- \pi^+ \pi^+ \pi^+ \pi^-$	[η] (7.2 ± 1.0) × 10 ⁻³	772
$\bar{K}^*(892)^0 \pi^+ \pi^+ \pi^-$	(5.4 ± 2.3) × 10 ⁻³	642
× B($\bar{K}^{*0} \rightarrow K^- \pi^+$)		
$\bar{K}^*(892)^0 \rho^0 \pi^+$	(1.9 ± 1.1) × 10 ⁻³	242
× B($\bar{K}^{*0} \rightarrow K^- \pi^+$)		
$\bar{K}^*(892)^0 \pi^+ \pi^+ \pi^- \text{ no-}\rho$	(2.9 ± 1.1) × 10 ⁻³	642
× B($\bar{K}^{*0} \rightarrow K^- \pi^+$)		
$K^- \rho^0 \pi^+ \pi^+$	(3.1 ± 0.9) × 10 ⁻³	529
$K^- \pi^+ \pi^+ \pi^+ \pi^-$ nonresonant	< 2.3 × 10 ⁻³	772
$K^- \pi^+ \pi^+ \pi^0 \pi^0$	(2.2 ± 0.9) %	775
$\bar{K}^0 \pi^+ \pi^+ \pi^- \pi^0$	(5.4 ± 3.0) %	773
$\bar{K}^0 \pi^+ \pi^+ \pi^+ \pi^- \pi^-$	(8 ± 7) × 10 ⁻⁴	714
$K^- \pi^+ \pi^+ \pi^+ \pi^- \pi^0$	(2.0 ± 1.8) × 10 ⁻³	718
$\bar{K}^0 \bar{K}^0 K^+$	(1.8 ± 0.8) %	545

Fractions of some of the following modes with resonances have already appeared above as submodes of particular charged-particle modes.

$\bar{K}^0 \rho^+$	(6.6 ± 2.5) %	680
$\bar{K}^0 a_1(1260)^+$	(8.0 ± 1.7) %	328
$\bar{K}^0 a_2(1320)^+$	< 3 × 10 ⁻³	199
$\bar{K}^*(892)^0 \pi^+$	(1.90 ± 0.19) %	712
$\bar{K}^*(892)^0 \rho^+$ total	[η] (2.1 ± 1.3) %	423
$\bar{K}^*(892)^0 \rho^+ S$ -wave	[η] (1.6 ± 1.6) %	423
$\bar{K}^*(892)^0 \rho^+ P$ -wave	< 1 × 10 ⁻³	423
$\bar{K}^*(892)^0 \rho^+ D$ -wave	(10 ± 7) × 10 ⁻³	423
$\bar{K}^*(892)^0 \rho^+ D$ -wave longitudinal	< 7 × 10 ⁻³	423
$\bar{K}_1(1270)^0 \pi^+$	< 7 × 10 ⁻³	487
$\bar{K}_1(1400)^0 \pi^+$	(4.9 ± 1.2) %	390
$\bar{K}^*(1410)^0 \pi^+$	< 7 × 10 ⁻³	382
$\bar{K}_0^*(1430)^0 \pi^+$	(3.7 ± 0.4) %	368
$\bar{K}^*(1680)^0 \pi^+$	(1.43 ± 0.30) %	65
$\bar{K}^*(892)^0 \pi^+ \pi^0$ total	(6.7 ± 1.4) %	687
$\bar{K}^*(892)^0 \pi^+ \pi^0 3$ -body	[η] (4.2 ± 1.4) %	687
$K^*(892)^- \pi^+ \pi^+ 3$ -body	(2.0 ± 0.9) %	688
$K^- \rho^+ \pi^+$ total	(3.1 ± 1.1) %	616
$K^- \rho^+ \pi^+ 3$ -body	(1.1 ± 0.4) %	616
$\bar{K}^0 \rho^0 \pi^+$ total	(4.2 ± 0.9) %	614
$\bar{K}^0 \rho^0 \pi^+ 3$ -body	(5 ± 5) × 10 ⁻³	614
$\bar{K}^0 f_0(980) \pi^+$	< 5 × 10 ⁻³	461
$\bar{K}^*(892)^0 \pi^+ \pi^+ \pi^-$	(8.1 ± 3.4) × 10 ⁻³	642
$\bar{K}^*(892)^0 \rho^0 \pi^+$	(2.9 ± 1.7) × 10 ⁻³	242
$\bar{K}^*(892)^0 \pi^+ \pi^+ \pi^- \text{ no-}\rho$	(4.3 ± 1.7) × 10 ⁻³	642
$K^- \rho^0 \pi^+ \pi^+$	(3.1 ± 0.9) × 10 ⁻³	529

Pionic modes

$\pi^+ \pi^0$	(2.5 ± 0.7) × 10 ⁻³	925
$\pi^+ \pi^+ \pi^-$	(3.6 ± 0.4) × 10 ⁻³	908
$\rho^0 \pi^+$	(1.05 ± 0.31) × 10 ⁻³	769
$\pi^+ \pi^+ \pi^-$ nonresonant	(2.2 ± 0.4) × 10 ⁻³	908
$\pi^+ \pi^+ \pi^- \pi^0$	(1.9 ± 1.5) %	882
$\eta \pi^+ \times B(\eta \rightarrow \pi^+ \pi^- \pi^0)$	(1.7 ± 0.6) × 10 ⁻³	848
$\omega \pi^+ \times B(\omega \rightarrow \pi^+ \pi^- \pi^0)$	< 6 × 10 ⁻³	764
$\pi^+ \pi^+ \pi^+ \pi^- \pi^-$	(2.1 ± 0.4) × 10 ⁻³	845
$\pi^+ \pi^+ \pi^+ \pi^- \pi^- \pi^0$	(2.9 ± 2.9) × 10 ⁻³	799

Fractions of some of the following modes with resonances have already appeared above as submodes of particular charged-particle modes.

$\eta \pi^+$	(7.5 ± 2.5) × 10 ⁻³	848
$\rho^0 \pi^+$	(1.05 ± 0.31) × 10 ⁻³	769
$\omega \pi^+$	< 7 × 10 ⁻³	764
$\eta \rho^+$	< 1.2 %	658
$\eta'(958) \pi^+$	< 9 × 10 ⁻³	680
$\eta'(958) \rho^+$	< 1.5 %	355

Hadronic modes with a $K\bar{K}$ pair

$K^+ \bar{K}^0$	(7.4 ± 1.0) × 10 ⁻³	792
$K^+ K^- \pi^+$	[η] (8.8 ± 0.8) × 10 ⁻³	744
$\phi \pi^+ \times B(\phi \rightarrow K^+ K^-)$	(3.0 ± 0.3) × 10 ⁻³	647
$K^+ \bar{K}^*(892)^0$	(2.8 ± 0.4) × 10 ⁻³	610
× B($\bar{K}^{*0} \rightarrow K^- \pi^+$)		
$K^+ K^- \pi^+$ nonresonant	(4.5 ± 0.9) × 10 ⁻³	744
$K^0 \bar{K}^0 \pi^+$	—	741
$K^*(892)^+ \bar{K}^0$	(2.1 ± 1.0) %	611
× B($K^{*+} \rightarrow K^0 \pi^+$)		
$K^+ K^- \pi^+ \pi^0$	—	682
$\phi \pi^+ \pi^0 \times B(\phi \rightarrow K^+ K^-)$	(1.1 ± 0.5) %	619
$\phi \rho^+ \times B(\phi \rightarrow K^+ K^-)$	< 7 × 10 ⁻³	268
$K^+ K^- \pi^+ \pi^0 \text{ non-}\phi$	(1.5 ± 0.7) %	682
$K^+ \bar{K}^0 \pi^+ \pi^-$	< 2 %	678
$K^0 K^- \pi^+ \pi^+$	(1.0 ± 0.6) %	678
$K^*(892)^+ \bar{K}^*(892)^0$	(1.2 ± 0.5) %	273
× B($K^{*+} \rightarrow K^0 \pi^+$)		
$K^0 K^- \pi^+ \pi^+ \text{ non-} K^* \bar{K}^0$	< 7.9 × 10 ⁻³	678
$K^+ K^- \pi^+ \pi^+ \pi^-$	—	600
$\phi \pi^+ \pi^+ \pi^-$	< 1 × 10 ⁻³	565
× B($\phi \rightarrow K^+ K^-$)		
$K^+ K^- \pi^+ \pi^+ \pi^-$ nonresonant	< 3 %	600

Fractions of the following modes with resonances have already appeared above as submodes of particular charged-particle modes.

$\phi \pi^+$	(6.1 ± 0.6) × 10 ⁻³	647
$\phi \pi^+ \pi^0$	(2.3 ± 1.0) %	619
$\phi \rho^+$	< 1.4 %	268
$\phi \pi^+ \pi^+ \pi^-$	< 2 × 10 ⁻³	565
$K^+ \bar{K}^*(892)^0$	(4.2 ± 0.5) × 10 ⁻³	610
$K^*(892)^+ \bar{K}^0$	(3.2 ± 1.5) %	611
$K^*(892)^+ \bar{K}^*(892)^0$	(2.6 ± 1.1) %	273

**Doubly Cabibbo suppressed (DC) modes[†]
 $\Delta C = 1$ weak neutral current (CI) modes[†] or
 Lepton Family number (LF) or Lepton number (L) violating modes**

$K^+ \pi^+ \pi^-$	DC	(6.8 ± 1.5) × 10 ⁻⁴	845
$K^+ \rho^0$	DC	(2.5 ± 1.2) × 10 ⁻⁴	681
$K^*(892)^0 \pi^+$	DC	(3.6 ± 1.6) × 10 ⁻⁴	712
$K^+ \pi^+ \pi^-$ nonresonant	DC	(2.4 ± 1.2) × 10 ⁻⁴	845
$K^+ K^+ K^-$	DC	< 1.4 × 10 ⁻⁴	550
ϕK^+	DC	< 1.3 × 10 ⁻⁴	527
$\pi^+ e^+ e^-$	CI	< 6.6 × 10 ⁻⁵	929
$\pi^+ \mu^+ \mu^-$	CI	< 1.8 × 10 ⁻⁵	917
$\rho^+ \mu^+ \mu^-$	CI	< 5.6 × 10 ⁻⁴	759
$K^+ e^+ e^-$	[ss]	< 2.0 × 10 ⁻⁴	869
$K^+ \mu^+ \mu^-$	[ss]	< 9.7 × 10 ⁻⁵	856
$\pi^+ e^+ \mu^-$	LF	< 1.1 × 10 ⁻⁴	926
$\pi^+ e^- \mu^+$	LF	< 1.3 × 10 ⁻⁴	926
$K^+ e^+ \mu^-$	LF	< 1.3 × 10 ⁻⁴	866

$K^+ e^- \mu^+$	LF	< 1.2	$\times 10^{-4}$	CL=90%	866
$\pi^- e^+ e^+$	L	< 1.1	$\times 10^{-4}$	CL=90%	929
$\pi^- \mu^+ \mu^+$	L	< 8.7	$\times 10^{-5}$	CL=90%	917
$\pi^- e^+ \mu^+$	L	< 1.1	$\times 10^{-4}$	CL=90%	926
$\rho^- \mu^+ \mu^+$	L	< 5.6	$\times 10^{-4}$	CL=90%	759
$K^- e^+ e^+$	L	< 1.2	$\times 10^{-4}$	CL=90%	869
$K^- \mu^+ \mu^+$	L	< 1.2	$\times 10^{-4}$	CL=90%	856
$K^- e^+ \mu^+$	L	< 1.3	$\times 10^{-4}$	CL=90%	866
$K^*(892)^- \mu^+ \mu^+$	L	< 8.5	$\times 10^{-4}$	CL=90%	703

D^0	$I(J^P) = \frac{1}{2}(0^-)$
Mass $m = 1864.6 \pm 0.5$ MeV ($S = 1.1$)	
$m_{D^0} - m_{D^0} = 4.76 \pm 0.10$ MeV ($S = 1.1$)	
Mean life $\tau = (0.415 \pm 0.004) \times 10^{-12}$ s	
$c\tau = 124.4$ μ m	
$ m_{D^0} - m_{D^0} < 24 \times 10^{10} \hbar s^{-1} \Gamma_{CL} = 90\%$ [††]	
$ \Gamma_{D^0} - \Gamma_{D^0} /\Gamma_{D^0} < 0.20 \Gamma_{CL} = 90\%$ [††]	
$\Gamma(K^+ \ell^- \bar{\nu}_\ell \text{ (via } \bar{D}^0)) / \Gamma(K^- \ell^+ \nu_\ell) < 0.005 \Gamma_{CL} = 90\%$	
$\frac{\Gamma(K^- \pi^- \text{ or } K^- \pi^- \pi^- \text{ (via } \bar{D}^0))}{\Gamma(K^- \pi^- \text{ or } K^- \pi^- \pi^-)}$ < 0.0085 (or < 0.0037) $\Gamma_{CL} = 90\%$ [uv]	

CP-violation decay-rate asymmetries

$A_{CP}(K^+ K^-) = 0.026 \pm 0.035$
$A_{CP}(\pi^+ \pi^-) = -0.05 \pm 0.08$
$A_{CP}(K_S^0 \phi) = -0.03 \pm 0.09$
$A_{CP}(K_S^0 \pi^0) = -0.018 \pm 0.030$

\bar{D}^0 modes are charge conjugates of the modes below.

D^0 DECAY MODES	Fraction (Γ_i/Γ)	Scale factor/ Confidence level	ρ (MeV/c)
Inclusive modes			
e^+ anything	(6.75 \pm 0.29) %	—	—
μ^+ anything	(6.6 \pm 0.8) %	S=1.3	—
K^- anything	(53 \pm 4) %	—	—
\bar{K}^0 anything + K^0 anything	(42 \pm 5) %	—	—
K^+ anything	(3.4 \pm 0.6 -0.4) %	—	—
η anything	[m] < 13 %	CL=90%	—
Semileptonic modes			
$K^- \ell^+ \nu_\ell$	[oo] (3.50 \pm 0.17) %	S=1.3	867
$K^- e^+ \nu_e$	(3.66 \pm 0.18) %	—	867
$K^- \mu^+ \nu_\mu$	(3.23 \pm 0.17) %	—	863
$K^- \pi^0 e^+ \nu_e$	(1.6 \pm 1.3 -0.5) %	—	861
$\bar{K}^0 \pi^- e^+ \nu_e$	(2.8 \pm 1.7 -0.9) %	—	860
$\bar{K}^*(892)^- e^+ \nu_e$	(1.35 \pm 0.22) %	—	719
$\times B(K^{*-} \rightarrow \bar{K}^0 \pi^-)$	—	—	—
$\bar{K}^*(892)^- \ell^+ \nu_\ell$	—	—	—
$\bar{K}^*(892)^0 \pi^- e^+ \nu_e$	—	—	708
$K^- \pi^+ \pi^- \mu^+ \nu_\mu$	< 1.2 $\times 10^{-3}$	CL=90%	821
$(\bar{K}^*(892) \pi^-)^- \mu^+ \nu_\mu$	< 1.4 $\times 10^{-3}$	CL=90%	693
$\pi^- e^+ \nu_e$	(3.7 \pm 0.6) $\times 10^{-3}$	—	927

A fraction of the following resonance mode has already appeared above as a submode of a charged-particle mode.

$K^*(892)^- e^+ \nu_e$	(2.02 \pm 0.33) %	719
------------------------	----------------------	-----

Hadronic modes with a \bar{K} or $\bar{K}K\bar{K}$

$K^- \pi^+$	(3.85 \pm 0.09) %	861
$\bar{K}^0 \pi^0$	(2.12 \pm 0.21) %	S=1.1 860
$\bar{K}^0 \pi^+ \pi^-$	[qq] (5.4 \pm 0.4) %	S=1.2 842
$\bar{K}^0 \rho^0$	(1.21 \pm 0.17) %	676
$\bar{K}^0 f_0(980)$	(3.0 \pm 0.8) $\times 10^{-3}$	549
$\times B(f_0 \rightarrow \pi^+ \pi^-)$	—	—
$\bar{K}^0 f_2(1270)$	(2.4 \pm 0.9) $\times 10^{-3}$	263
$\times B(f_2 \rightarrow \pi^+ \pi^-)$	—	—
$\bar{K}^0 f_0(1370)$	(4.3 \pm 1.3) $\times 10^{-3}$	—
$\times B(f_0 \rightarrow \pi^+ \pi^-)$	—	—
$K^*(892)^- \pi^+$	(3.4 \pm 0.3) %	711
$\times B(K^{*-} \rightarrow \bar{K}^0 \pi^-)$	—	—
$K_S^0(1430)^- \pi^+$	(6.4 \pm 1.6) $\times 10^{-3}$	364
$\times B(K_S^0(1430)^- \rightarrow \bar{K}^0 \pi^-)$	—	—
$\bar{K}^0 \pi^+ \pi^-$ nonresonant	(1.47 \pm 0.24) %	842

$K^- \pi^+ \pi^0$	[qq] (13.9 \pm 0.9) %	S=1.3	844
$K^- \rho^+$	(10.8 \pm 1.0) %	—	678
$K^*(892)^- \pi^+$	(1.7 \pm 0.2) %	—	711
$\times B(K^{*-} \rightarrow K^- \pi^0)$	—	—	—
$\bar{K}^*(892)^0 \rho^0$	(2.1 \pm 0.3) %	—	709
$\times B(\bar{K}^{*0} \rightarrow K^- \pi^+)$	—	—	—
$K^- \pi^+ \pi^0$ nonresonant	(6.9 \pm 2.5) $\times 10^{-3}$	—	844
$\bar{K}^0 \pi^0 \pi^0$	—	—	843
$\bar{K}^*(892)^0 \pi^0$	(1.1 \pm 0.2) %	—	709
$\times B(\bar{K}^{*0} \rightarrow \bar{K}^0 \pi^0)$	—	—	—
$\bar{K}^0 \pi^0 \pi^0$ nonresonant	(7.9 \pm 2.1) $\times 10^{-3}$	—	843
$K^- \pi^+ \pi^+ \pi^-$	[qq] (7.6 \pm 0.4) %	S=1.1	812
$K^- \pi^+ \rho^0$ total	(6.3 \pm 0.4) %	—	612
$K^- \pi^+ \rho^0$ 3-body	(4.8 \pm 2.1) $\times 10^{-3}$	—	612
$\bar{K}^*(892)^0 \rho^0$	(9.8 \pm 2.2) $\times 10^{-3}$	—	418
$\times B(\bar{K}^{*0} \rightarrow K^- \pi^+)$	—	—	—
$K^- a_1(1260)^+$	(3.6 \pm 0.6) %	—	327
$\times B(a_1(1260)^+ \rightarrow \pi^+ \pi^+ \pi^-)$	—	—	—
$\bar{K}^*(892)^0 \pi^+ \pi^-$ total	(1.5 \pm 0.4) %	—	683
$\times B(\bar{K}^{*0} \rightarrow K^- \pi^+)$	—	—	—
$\bar{K}^*(892)^0 \pi^+ \pi^-$ 3-body	(9.5 \pm 2.1) $\times 10^{-3}$	—	683
$\times B(\bar{K}^{*0} \rightarrow K^- \pi^+)$	—	—	—
$K_1(1270)^- \pi^+$	[m] (3.6 \pm 1.0) $\times 10^{-3}$	—	483
$\times B(K_1(1270)^- \rightarrow K^- \pi^+ \pi^-)$	—	—	—
$K^- \pi^+ \pi^+ \pi^-$ nonresonant	(1.76 \pm 0.25) %	—	812
$\bar{K}^0 \pi^+ \pi^- \pi^0$	[qq] (10.0 \pm 1.2) %	—	812
$\bar{K}^0 \eta \times B(\eta \rightarrow \pi^+ \pi^- \pi^0)$	(1.6 \pm 0.3) $\times 10^{-3}$	—	772
$\bar{K}^0 \omega \times B(\omega \rightarrow \pi^+ \pi^- \pi^0)$	(1.9 \pm 0.4) %	—	670
$K^*(892)^- \rho^+$	(4.1 \pm 1.6) %	—	422
$\times B(K^{*-} \rightarrow \bar{K}^0 \pi^-)$	—	—	—
$\bar{K}^*(892)^0 \rho^0$	(4.9 \pm 1.1) $\times 10^{-3}$	—	418
$\times B(\bar{K}^{*0} \rightarrow \bar{K}^0 \pi^0)$	—	—	—
$K_1(1270)^- \pi^+$	[m] (5.1 \pm 1.4) $\times 10^{-3}$	—	483
$\times B(K_1(1270)^- \rightarrow \bar{K}^0 \pi^- \pi^0)$	—	—	—
$\bar{K}^*(892)^0 \pi^+ \pi^-$ 3-body	(4.8 \pm 1.1) $\times 10^{-3}$	—	683
$\times B(\bar{K}^{*0} \rightarrow \bar{K}^0 \pi^0)$	—	—	—
$\bar{K}^0 \pi^+ \pi^- \pi^0$ nonresonant	(2.1 \pm 2.1) %	—	812
$K^- \pi^+ \pi^0 \pi^0$	(15 \pm 5) %	—	815
$K^- \pi^+ \pi^+ \pi^- \pi^0$	(4.1 \pm 0.4) %	—	771
$\bar{K}^*(892)^0 \pi^+ \pi^- \pi^0$	(1.2 \pm 0.6) %	—	641
$\times B(\bar{K}^{*0} \rightarrow K^- \pi^+)$	—	—	—
$\bar{K}^*(892)^0 \eta$	(2.9 \pm 0.8) $\times 10^{-3}$	—	580
$\times B(\bar{K}^{*0} \rightarrow K^- \pi^+)$	—	—	—
$\times B(\eta \rightarrow \pi^+ \pi^- \pi^0)$	—	—	—
$K^- \pi^+ \omega \times B(\omega \rightarrow \pi^+ \pi^- \pi^0)$	(2.7 \pm 0.5) %	—	605
$\bar{K}^*(892)^0 \omega$	(7 \pm 3) $\times 10^{-3}$	—	406
$\times B(\bar{K}^{*0} \rightarrow K^- \pi^+)$	—	—	—
$\times B(\omega \rightarrow \pi^+ \pi^- \pi^0)$	—	—	—
$\bar{K}^0 \pi^+ \pi^+ \pi^- \pi^-$	(5.8 \pm 1.6) $\times 10^{-3}$	—	768
$\bar{K}^0 \pi^+ \pi^- \pi^0 \pi^0 (\pi^0)$	(10.6 \pm 7.3 -3.0) %	—	771
$\bar{K}^0 K^+ K^-$	(9.4 \pm 1.0) $\times 10^{-3}$	—	544
$\bar{K}^0 \phi \times B(\phi \rightarrow K^+ K^-)$	(4.3 \pm 0.5) $\times 10^{-3}$	—	520
$\bar{K}^0 K^+ K^-$ non- ϕ	(5.1 \pm 0.8) $\times 10^{-3}$	—	544
$K_S^0 K_S^0 K_S^0$	(8.4 \pm 1.5) $\times 10^{-4}$	—	538
$K^+ K^- K^- \pi^+$	(2.1 \pm 0.5) $\times 10^{-4}$	—	434
$K^+ K^- \bar{K}^0 \pi^0$	(7.2 \pm 4.8 -3.5) $\times 10^{-3}$	—	435

Fractions of many of the following modes with resonances have already appeared above as submodes of particular charged-particle modes. (Modes for which there are only upper limits and $\bar{K}^*(892) \rho$ submodes only appear below.)

$\bar{K}^0 \eta$	(7.1 \pm 1.0) $\times 10^{-3}$	772
$\bar{K}^0 \rho^0$	(1.21 \pm 0.17) %	676
$K^- \rho^+$	(10.8 \pm 1.0) %	S=1.2 678
$\bar{K}^0 \omega$	(2.1 \pm 0.4) %	670
$\bar{K}^0 \eta'(958)$	(1.72 \pm 0.26) %	565
$\bar{K}^0 f_0(980)$	(5.7 \pm 1.6) $\times 10^{-3}$	549
$\bar{K}^0 \phi$	(8.6 \pm 1.0) $\times 10^{-3}$	520
$K^- a_1(1260)^+$	(7.3 \pm 1.1) %	327
$\bar{K}^0 a_1(1260)^0$	< 1.9 %	CL=90% 322
$\bar{K}^0 f_2(1270)$	(4.2 \pm 1.5) $\times 10^{-3}$	263
$K^- a_2(1320)^+$	< 2 $\times 10^{-3}$	CL=90% 197
$\bar{K}^0 f_0(1370)$	(7.0 \pm 2.1) $\times 10^{-3}$	—
$K^*(892)^- \pi^+$	(5.1 \pm 0.4) %	S=1.2 711
$\bar{K}^*(892)^0 \pi^0$	(3.2 \pm 0.4) %	709
$\bar{K}^*(892)^0 \pi^+ \pi^-$ total	(2.3 \pm 0.5) %	683
$\bar{K}^*(892)^0 \pi^+ \pi^-$ 3-body	(1.43 \pm 0.32) %	683

$K^- \pi^+ \rho^0$ total	(6.3 ± 0.4) %	612
$K^- \pi^+ \rho^0$ 3-body	(4.8 ± 2.1) × 10 ⁻³	612
$\bar{K}^*(892)^0 \rho^0$	(1.47 ± 0.33) %	418
$\bar{K}^*(892)^0 \rho^0$ transverse	(1.5 ± 0.5) %	418
$\bar{K}^*(892)^0 \rho^0$ S-wave	(2.8 ± 0.6) %	418
$\bar{K}^*(892)^0 \rho^0$ S-wave long.	< 3 × 10 ⁻³	418
$\bar{K}^*(892)^0 \rho^0$ P-wave	< 3 × 10 ⁻³	418
$\bar{K}^*(892)^0 \rho^0$ D-wave	(1.9 ± 0.6) %	418
$K^*(892)^- \rho^+$	(6.1 ± 2.4) %	422
$K^*(892)^- \rho^+$ longitudinal	(2.9 ± 1.2) %	422
$K^*(892)^- \rho^+$ transverse	(3.2 ± 1.8) %	422
$K^*(892)^- \rho^+$ P-wave	< 1.5 %	CL=90%
$K^- \pi^+ f_0(980)$	< 1.1 %	CL=90%
$\bar{K}^*(892)^0 f_0(980)$	< 7 × 10 ⁻³	CL=90%
$K_1(1270)^- \pi^+$	[7] (1.06 ± 0.29) %	483
$K_1(1400)^- \pi^+$	< 1.2 %	CL=90%
$K_1(1400)^0 \pi^0$	< 3.7 %	CL=90%
$K^*(1410)^- \pi^+$	< 1.2 %	CL=90%
$K_0^*(1430)^- \pi^+$	(1.04 ± 0.26) %	364
$K_2^*(1430)^- \pi^+$	< 8 × 10 ⁻³	CL=90%
$\bar{K}_2^*(1430)^0 \pi^0$	< 4 × 10 ⁻³	CL=90%
$\bar{K}^*(892)^0 \pi^+ \pi^- \pi^0$	(1.8 ± 0.9) %	641
$\bar{K}^*(892)^0 \eta$	(1.9 ± 0.5) %	580
$K^- \pi^+ \omega$	(3.0 ± 0.6) %	605
$\bar{K}^*(892)^0 \omega$	(1.1 ± 0.5) %	406
$K^- \pi^+ \eta(958)$	(7.0 ± 1.8) × 10 ⁻³	479
$\bar{K}^*(892)^0 \eta(958)$	< 1.1 × 10 ⁻³	CL=90%

Pionic modes

$\pi^+ \pi^-$	(1.53 ± 0.09) × 10 ⁻³	922
$\pi^0 \pi^0$	(8.5 ± 2.2) × 10 ⁻⁴	922
$\pi^+ \pi^- \pi^0$	(1.6 ± 1.1) %	S=2.7 907
$\pi^+ \pi^+ \pi^- \pi^-$	(7.4 ± 0.6) × 10 ⁻³	879
$\pi^+ \pi^+ \pi^- \pi^- \pi^0$	(1.9 ± 0.4) %	844
$\pi^+ \pi^+ \pi^+ \pi^- \pi^- \pi^-$	(4.0 ± 3.0) × 10 ⁻⁴	795

Hadronic modes with a $K\bar{K}$ pair

$K^+ K^-$	(4.27 ± 0.16) × 10 ⁻³	791
$K^0 \bar{K}^0$	(6.5 ± 1.8) × 10 ⁻⁴	S=1.2 788
$K^0 K^- \pi^+$	(6.4 ± 1.0) × 10 ⁻³	S=1.1 739
$\bar{K}^*(892)^0 K^0$	< 1.1 × 10 ⁻³	CL=90% 605
× $B(K^{*0} \rightarrow K^- \pi^+)$		
$K^*(892)^+ K^-$	(2.3 ± 0.5) × 10 ⁻³	610
× $B(K^{*+} \rightarrow K^0 \pi^+)$		
$K^0 K^- \pi^+$ nonresonant	(2.3 ± 2.3) × 10 ⁻³	739
$\bar{K}^0 K^+ \pi^-$	(5.0 ± 1.0) × 10 ⁻³	739
$K^*(892)^0 \bar{K}^0$	< 5 × 10 ⁻⁴	CL=90% 605
× $B(K^{*0} \rightarrow K^+ \pi^-)$		
$K^*(892)^- K^+$	(1.2 ± 0.7) × 10 ⁻³	610
× $B(K^{*-} \rightarrow \bar{K}^0 \pi^-)$		
$\bar{K}^0 K^+ \pi^-$ nonresonant	(3.9 ± 2.3) × 10 ⁻³	739
$K^+ K^- \pi^0$	(1.3 ± 0.4) × 10 ⁻³	742
$K_S^0 \bar{K}_S^0 \pi^0$	< 5.9 × 10 ⁻⁴	739
$K^+ K^- \pi^+ \pi^-$	[w] (2.52 ± 0.24) × 10 ⁻³	676
$\phi \pi^+ \pi^-$ × $B(\phi \rightarrow K^+ K^-)$	(5.3 ± 1.4) × 10 ⁻⁴	614
$\phi \rho^0$ × $B(\phi \rightarrow K^+ K^-)$	(3.0 ± 1.6) × 10 ⁻⁴	260
$K^+ K^- \rho^0$ 3-body	(9.1 ± 2.3) × 10 ⁻⁴	390
$K^*(892)^0 K^- \pi^+ + c.c.$	[ww] < 5 × 10 ⁻⁴	528
× $B(K^{*0} \rightarrow K^+ \pi^-)$		
$K^*(892)^0 \bar{K}^*(892)^0$	(6 ± 2) × 10 ⁻⁴	257
× $B^2(K^{*0} \rightarrow K^+ \pi^-)$		
$K^+ K^- \pi^+ \pi^-$ non-	—	676
$K^+ K^- \pi^+ \pi^-$ nonresonant	< 8 × 10 ⁻⁴	CL=90% 676
$K^0 \bar{K}^0 \pi^+ \pi^-$	(6.9 ± 2.7) × 10 ⁻³	673
$K^+ K^- \pi^+ \pi^- \pi^0$	(3.1 ± 2.0) × 10 ⁻³	600

Fractions of most of the following modes with resonances have already appeared above as submodes of particular charged-particle modes.

$\bar{K}^*(892)^0 K^0$	< 1.6 × 10 ⁻³	CL=90%	605
$K^*(892)^+ K^-$	(3.5 ± 0.8) × 10 ⁻³	610	
$K^*(892)^0 \bar{K}^0$	< 8 × 10 ⁻⁴	CL=90%	605
$K^*(892)^- K^+$	(1.8 ± 1.0) × 10 ⁻³	610	
$\phi \pi^0$	< 1.4 × 10 ⁻³	CL=90%	644
$\phi \eta$	< 2.8 × 10 ⁻³	CL=90%	489

$\phi \omega$	< 2.1 × 10 ⁻³	CL=90%	239
$\phi \pi^+ \pi^-$	(1.08 ± 0.29) × 10 ⁻³	614	
$\phi \rho^0$	(6 ± 3) × 10 ⁻⁴	260	
$\phi \pi^+ \pi^-$ 3-body	(7 ± 5) × 10 ⁻⁴	614	
$K^*(892)^0 K^- \pi^+ + c.c.$	[ww] < 8 × 10 ⁻⁴	CL=90%	—
$K^*(892)^0 \bar{K}^*(892)^0$	(1.4 ± 0.5) × 10 ⁻³	257	

Doubly Cabibbo suppressed (DC) modes[†]
 $\Delta C = 2$ forbidden via mixing (C2M) modes[†]
 $\Delta C = 1$ weak neutral current (CI) modes[†] or
 Lepton Family number (LF) violating modes[†]

$K^+ \ell^- \bar{\nu}_\ell$ (via \bar{D}^0)	C2M	< 1.7 × 10 ⁻⁴	CL=90%	—
$K^+ \pi^- \alpha'$	C2M	< 1.0 × 10 ⁻³	CL=90%	—
$K^+ \pi^- \pi^+ \pi^-$ (via \bar{D}^0)	—	—	—	—
$K^+ \pi^-$	DC	(2.8 ± 0.9) × 10 ⁻⁴	861	
$K^+ \pi^-$ (via \bar{D}^0)	—	< 1.9 × 10 ⁻⁴	CL=90%	861
$K^+ \pi^- \pi^+ \pi^-$	DC	(1.9 ± 2.7) × 10 ⁻⁴	812	
$K^+ \pi^- \pi^+ \pi^-$ (via \bar{D}^0)	—	< 4 × 10 ⁻⁴	CL=90%	812
μ^- anything (via \bar{D}^0)	—	< 4 × 10 ⁻⁴	CL=90%	—
$e^+ e^-$	CI	< 1.3 × 10 ⁻⁵	CL=90%	932
$\mu^+ \mu^-$	CI	< 4.1 × 10 ⁻⁶	CL=90%	926
$\pi^0 e^+ e^-$	CI	< 4.5 × 10 ⁻⁵	CL=90%	927
$\pi^0 \mu^+ \mu^-$	CI	< 1.8 × 10 ⁻⁴	CL=90%	915
$\eta e^+ e^-$	CI	< 1.1 × 10 ⁻⁴	CL=90%	852
$\eta \mu^+ \mu^-$	CI	< 5.3 × 10 ⁻⁴	CL=90%	838
$\rho^0 e^+ e^-$	CI	< 1.0 × 10 ⁻⁴	CL=90%	773
$\rho^0 \mu^+ \mu^-$	CI	< 2.3 × 10 ⁻⁴	CL=90%	756
$\omega e^+ e^-$	CI	< 1.8 × 10 ⁻⁴	CL=90%	768
$\omega \mu^+ \mu^-$	CI	< 8.3 × 10 ⁻⁴	CL=90%	751
$\phi e^+ e^-$	CI	< 5.2 × 10 ⁻⁵	CL=90%	654
$\phi \mu^+ \mu^-$	CI	< 4.1 × 10 ⁻⁴	CL=90%	631
$\bar{K}^0 e^+ e^-$	[ss]	< 1.1 × 10 ⁻⁴	CL=90%	866
$\bar{K}^0 \mu^+ \mu^-$	[ss]	< 2.6 × 10 ⁻⁴	CL=90%	852
$\bar{K}^*(892)^0 e^+ e^-$	[ss]	< 1.4 × 10 ⁻⁴	CL=90%	717
$\bar{K}^*(892)^0 \mu^+ \mu^-$	[ss]	< 1.18 × 10 ⁻³	CL=90%	698
$\pi^+ \pi^- \pi^0 \mu^+ \mu^-$	CI	< 8.1 × 10 ⁻⁴	CL=90%	863
$\mu^{\pm} e^{\mp}$	LF	[ss] < 1.9 × 10 ⁻⁵	CL=90%	929
$\pi^0 e^{\pm} \mu^{\mp}$	LF	[ss] < 8.6 × 10 ⁻⁵	CL=90%	924
$\eta e^{\pm} \mu^{\mp}$	LF	[ss] < 1.0 × 10 ⁻⁴	CL=90%	848
$\rho^0 e^{\pm} \mu^{\mp}$	LF	[ss] < 4.9 × 10 ⁻⁵	CL=90%	769
$\omega e^{\pm} \mu^{\mp}$	LF	[ss] < 1.2 × 10 ⁻⁴	CL=90%	764
$\phi e^{\pm} \mu^{\mp}$	LF	[ss] < 3.4 × 10 ⁻⁵	CL=90%	648
$\bar{K}^0 e^{\pm} \mu^{\mp}$	LF	[ss] < 1.0 × 10 ⁻⁴	CL=90%	862
$\bar{K}^*(892)^0 e^{\pm} \mu^{\mp}$	LF	[ss] < 1.0 × 10 ⁻⁴	CL=90%	712

$D^*(2007)^0$

$J(P) = \frac{1}{2}(1^-)$
 $\mathcal{F} \mathcal{F} P$ need confirmation.

Mass $m = 2006.7 \pm 0.5$ MeV (S = 1.1)
 $m_{D^0} - m_{D^0} = 142.12 \pm 0.07$ MeV
 Full width $\Gamma < 2.1$ MeV CL = 90%

$\bar{D}^*(2007)^0$ modes are charge conjugates of modes below.

$D^*(2007)^0$ DECAY MODES	Fraction (Γ_i/Γ)	p (MeV/c)
$D^0 \pi^0$	(61.9 ± 2.9) %	43
$D^0 \gamma$	(38.1 ± 2.9) %	137

$D^*(2010)^{\pm}$

$J(P) = \frac{1}{2}(1^-)$
 $\mathcal{F} \mathcal{F} P$ need confirmation.

Mass $m = 2010.0 \pm 0.5$ MeV (S = 1.1)
 $m_{D^+(2010)^-} - m_{D^-} = 140.64 \pm 0.10$ MeV (S = 1.1)
 $m_{D^+(2010)^-} - m_{D^0} = 145.397 \pm 0.030$ MeV
 Full width $\Gamma < 0.131$ MeV CL = 90%

$D^*(2010)^-$ modes are charge conjugates of the modes below.

$D^*(2010)^{\pm}$ DECAY MODES	Fraction (Γ_i/Γ)	p (MeV/c)
$D^0 \pi^+$	(68.3 ± 1.4) %	39
$D^+ \pi^0$	(30.6 ± 2.5) %	38
$D^+ \gamma$	(1.1 ± 2.1) %	136

$D_1(2420)^0$ $I(J^P) = \frac{1}{2}(1^+)$
 $I\bar{I}JP$ need confirmation.
 Mass $m = 2422.2 \pm 1.8$ MeV ($S = 1.2$)
 Full width $\Gamma = 18.9^{+4.8}_{-3.5}$ MeV
 $\bar{D}_1(2420)^0$ modes are charge conjugates of modes below.

$D_1(2420)^0$ DECAY MODES	Fraction (Γ_i/Γ)	ρ (MeV/c)
$D^{*+}(2010)\pi^-\pi^-$	seen	355
$D^{*+}\pi^-$	not seen	474

$D_2^*(2460)^0$ $I(J^P) = \frac{1}{2}(2^+)$
 $J^P = 2^+$ assignment strongly favored (ALBRECHT 89B).
 Mass $m = 2458.9 \pm 2.0$ MeV ($S = 1.2$)
 Full width $\Gamma = 23 \pm 5$ MeV
 $\bar{D}_2^*(2460)^0$ modes are charge conjugates of modes below.

$D_2^*(2460)^0$ DECAY MODES	Fraction (Γ_i/Γ)	ρ (MeV/c)
$D^{*+}\pi^-$	seen	503
$D^{*+}(2010)\pi^-\pi^-$	seen	387

$D_2^*(2460)^{\pm}$ $I(J^P) = \frac{1}{2}(2^+)$
 $J^P = 2^+$ assignment strongly favored (ALBRECHT 89B).
 Mass $m = 2459 \pm 4$ MeV ($S = 1.7$)
 $m_{D_2^*(2460)^-} - m_{D_2^*(2460)^0} = 0.9 \pm 3.3$ MeV ($S = 1.1$)
 Full width $\Gamma = 25^{+8}_{-7}$ MeV
 $\bar{D}_2^*(2460)^{\pm}$ modes are charge conjugates of modes below.

$D_2^*(2460)^{\pm}$ DECAY MODES	Fraction (Γ_i/Γ)	ρ (MeV/c)
$D^0\pi^+$	seen	508
$D^{*0}\pi^+$	seen	390

CHARMED, STRANGE MESONS
($C = S = \pm 1$)
 $D_S^{\pm} = c\bar{s} D_S^- = \bar{c}s^+$ similarly for $D_S^{*\pm}$

D_S^{\pm} was F^{\pm} $I(J^P) = 0(0^-)$
 Mass $m = 1968.5 \pm 0.6$ MeV ($S = 1.1$)
 $m_{D_S^-} - m_{D_S^0} = 99.2 \pm 0.5$ MeV ($S = 1.1$)
 Mean life $\tau = (0.467 \pm 0.017) \times 10^{-12}$ s
 $c\tau = 140 \mu\text{m}$

D_S^{\pm} form factors
 $r_2 = 1.6 \pm 0.4$
 $r_V = 1.5 \pm 0.5$
 $\Gamma_L/\Gamma_T = 0.72 \pm 0.18$
 Branching fractions for modes with a resonance in the final state include all the decay modes of the resonance. D_S^- modes are charge conjugates of the modes below.

D_S^{\pm} DECAY MODES	Fraction (Γ_i/Γ)	Scale factor/ Confidence level	ρ (MeV/c)
-------------------------	--------------------------------	-----------------------------------	-------------------

Inclusive modes

K^- anything	(13 \pm 14 / \pm 12) %	-	-
\bar{K}^0 anything + K^0 anything	(39 \pm 28) %	-	-
K^+ anything	(20 \pm 18 / \pm 14) %	-	-
non- $K\bar{K}$ anything	(64 \pm 17) %	-	-
e^+ anything	(8 \pm 9 / \pm 5) %	-	-
ϕ anything	(18 \pm 15 / \pm 10) %	-	-

Leptonic and semileptonic modes

$\mu^+\nu_\mu$	(4.0 \pm 2.0 / \pm 2.0) $\times 10^{-3}$	S=1.4	981
$\tau^+\nu_\tau$	(7 \pm 4) %	-	182
$\phi\ell^+\nu_\ell$	[∞] (2.0 \pm 0.5) %	-	-
$\eta\ell^+\nu_\ell + \eta'(958)\ell^+\nu_\ell$	[∞] (3.4 \pm 1.0) %	-	-
$\eta\ell^+\nu_\ell$	(2.5 \pm 0.7) %	-	-
$\eta'(958)\ell^+\nu_\ell$	(8.8 \pm 3.4) $\times 10^{-3}$	-	-

Hadronic modes with a $K\bar{K}$ pair (including from a ϕ)

$K^+\bar{K}^0$	(3.6 \pm 1.1) %	-	850
$K^+K^-\pi^+$	[$\eta\eta'$] (4.4 \pm 1.2) %	S=1.1	805
$\phi\pi^+$	[$\eta\eta'$] (3.6 \pm 0.9) %	-	712
$K^+\bar{K}^*(892)^0$	[$\eta\eta'$] (3.3 \pm 0.9) %	-	682
$f_0(980)\pi^+$	[$\eta\eta'$] (1.8 \pm 0.8) %	S=1.3	732
$K^+K_0^*(1430)^0$	[$\eta\eta'$] (7 \pm 4) $\times 10^{-3}$	-	186
$f_2(1270)\pi^+ \rightarrow K^+K^-\pi^+$	[zz] (1.5 \pm 1.9) $\times 10^{-3}$	-	204
$K^+K^-\pi^+$ nonresonant	(9 \pm 4) $\times 10^{-3}$	-	805
$K^0\bar{K}^0\pi^+$	-	-	802
$K^*(892)^+\bar{K}^0$	[$\eta\eta'$] (4.3 \pm 1.4) %	-	683
$K^+K^-\pi^+\pi^0$	-	-	748
$\phi\pi^+\pi^0$	[$\eta\eta'$] (9 \pm 5) %	-	687
$\phi\rho^+$	[$\eta\eta'$] (6.7 \pm 2.3) %	-	407
$\phi\pi^+\pi^0$ 3-body	[$\eta\eta'$] < 2.6 %	CL=90%	687
$K^+K^-\pi^+\pi^0$ non- ϕ	< 9 %	CL=90%	748
$K^+\bar{K}^0\pi^+\pi^-$	< 2.8 %	CL=90%	744
$K^0K^-\pi^+\pi^+$	(4.3 \pm 1.5) %	-	744
$K^*(892)^+\bar{K}^*(892)^0$	[$\eta\eta'$] (5.8 \pm 2.5) %	-	412
$K^0K^-\pi^+\pi^+$ non- $K^*\bar{K}^*$	< 2.9 %	CL=90%	744
$K^+K^-\pi^+\pi^-\pi^-$	(8.3 \pm 3.3) $\times 10^{-3}$	-	673
$\phi\pi^+\pi^+\pi^-$	[$\eta\eta'$] (1.18 \pm 0.35) %	-	640
$K^+K^-\pi^+\pi^-\pi^-$ non- ϕ	(3.0 \pm 3.0 / \pm 2.0) $\times 10^{-3}$	-	673

Hadronic modes without K 's

$\pi^+\pi^+\pi^-$	(1.0 \pm 0.4) %	S=1.2	959
$\rho^0\pi^+$	< 8 $\times 10^{-4}$	CL=90%	827
$f_0(980)\pi^+$	[$\eta\eta'$] (1.8 \pm 0.8) %	S=1.7	732
$f_2(1270)\pi^+$	[$\eta\eta'$] (2.3 \pm 1.3) $\times 10^{-3}$	-	559
$f_0(1500)\pi^+ \rightarrow \pi^+\pi^-\pi^+$	[aaa] (2.8 \pm 1.6) $\times 10^{-3}$	-	391
$\pi^+\pi^+\pi^-$ nonresonant	< 2.8 $\times 10^{-3}$	CL=90%	959
$\pi^+\pi^+\pi^-\pi^0$	< 12 %	CL=90%	935
$\eta\pi^+$	[$\eta\eta'$] (2.0 \pm 0.6) %	-	902

$\omega\pi^+$	$[\gamma\gamma]$	$(3.1 \pm 1.4) \times 10^{-3}$	822
$\pi^+\pi^+\pi^+\pi^-\pi^-\pi^0$		$(6.9 \pm 3.0) \times 10^{-3}$	899
$\pi^+\pi^+\pi^-\pi^0\pi^0$		—	902
$\eta\rho^+$	$[\gamma\gamma]$	$(10.3 \pm 3.2) \%$	727
$\eta\pi^+\pi^0 3\text{-body}$	$[\gamma\gamma]$	$< 3.0 \%$	CL=90% 886
$\pi^+\pi^+\pi^+\pi^-\pi^-\pi^0$		$(4.9 \pm 3.2) \%$	856
$\eta(958)\pi^+$	$[\gamma\gamma]$	$(4.9 \pm 1.8) \%$	743
$\pi^+\pi^+\pi^+\pi^-\pi^-\pi^0\pi^0$		—	803
$\eta(958)\rho^+$	$[\gamma\gamma]$	$(12 \pm 4) \%$	470
$\eta(958)\pi^+\pi^0 3\text{-body}$	$[\gamma\gamma]$	$< 3.1 \%$	CL=90% 720

Modes with one or three K 's

$\pi^0 K^+$		$< 8 \times 10^{-3}$	CL=90% 916
$K^+\pi^+\pi^-$		$(1.0 \pm 0.4) \%$	900
$K^+\rho^0$		$< 2.9 \times 10^{-3}$	CL=90% 747
$K^*(892)^0\pi^+$	$[\gamma\gamma]$	$(6.5 \pm 2.8) \times 10^{-3}$	773
$K^+K^+K^-$		$< 6 \times 10^{-4}$	CL=90% 628
ϕK^+	$[\gamma\gamma]$	$< 5 \times 10^{-4}$	CL=90% 607

$\Delta C = 1$ weak neutral current (CI) modes or Lepton number (L) violating modes

$\pi^+\mu^+\mu^-$	$[ss]$	$< 4.3 \times 10^{-4}$	CL=90% 968
$K^+\mu^+\mu^-$	CI	$< 5.9 \times 10^{-4}$	CL=90% 909
$K^*(892)^+\mu^+\mu^-$	CI	$< 1.4 \times 10^{-3}$	CL=90% 765
$\pi^-\mu^+\mu^+$	L	$< 4.3 \times 10^{-4}$	CL=90% 968
$K^-\mu^+\mu^+$	L	$< 5.9 \times 10^{-4}$	CL=90% 909
$K^*(892)^-\mu^+\mu^+$	L	$< 1.4 \times 10^{-3}$	CL=90% 765

$D_s^{*\pm}$ $I(J^P) = 0(?^?)$

J^P is natural Γ width and decay modes consistent with 1^- .

Mass $m = 2112.4 \pm 0.7$ MeV ($S = 1.1$)

$m_{D_s^*} = -m_{D_s^-} = 143.8 \pm 0.4$ MeV

Full width $\Gamma < 1.9$ MeV CL = 90%

D_s^{*-} modes are charge conjugates of the modes below.

$D_s^{*\pm}$ DECAY MODES	Fraction (Γ_i/Γ)	ρ (MeV/c)
$D_s^+\gamma$	$(94.2 \pm 2.5) \%$	139
$D_s^+\pi^0$	$(5.8 \pm 2.5) \%$	48

$D_{s1}(2536)^\pm$ $I(J^P) = 0(1^+)$

J^P need confirmation.

Mass $m = 2535.35 \pm 0.34 \pm 0.5$ MeV

Full width $\Gamma < 2.3$ MeV CL = 90%

$D_{s1}(2536)^-$ modes are charge conjugates of the modes below.

$D_{s1}(2536)^\pm$ DECAY MODES	Fraction (Γ_i/Γ)	ρ (MeV/c)
$D^*(2010)^+K^0$	seen	150
$D^*(2007)^0K^+$	seen	169
D^+K^0	not seen	382
D^0K^+	not seen	392
$D_s^{*+}\gamma$	possibly seen	389

$D_{sJ}(2573)^\pm$ $I(J^P) = 0(?^?)$

J^P is natural Γ width and decay modes consistent with 2^+ .

Mass $m = 2573.5 \pm 1.7$ MeV

Full width $\Gamma = 15^{+5}_{-4}$ MeV

$D_{sJ}(2573)^-$ modes are charge conjugates of the modes below.

$D_{sJ}(2573)^\pm$ DECAY MODES	Fraction (Γ_i/Γ)	ρ (MeV/c)
D^0K^+	seen	436
$D^*(2007)^0K^+$	not seen	245

BOTTOM MESONS
($B = \pm 1$)

$B^+ = u\bar{b}\Gamma B^0 = d\bar{b}\Gamma B^0 = \bar{d}b\Gamma B^- = \bar{u}b\Gamma$ similarly for B^{*s}

B-particle organization

Many measurements of B decays involve admixtures of B hadrons. Previously we arbitrarily included such admixtures in the B^\pm section but because of their importance we have created two new sections: " B^\pm/B^0 Admixture" for $\Upsilon(4S)$ results and " $B^\pm/B^0/B_s^0/b$ -baryon Admixture" for results at higher energies. Most inclusive decay branching fractions are found in the Admixture sections. B^0 - \bar{B}^0 mixing data are found in the B^0 section while B_s^0 - \bar{B}_s^0 mixing data and B - \bar{B} mixing data for a B^0/B_s^0 admixture are found in the B_s^0 section. CP -violation data are found in the B^0 section. b -baryons are found near the end of the Baryon section.

The organization of the B sections is now as follows where bullets indicate particle sections and brackets indicate reviews.

- [Production and Decay of b -flavored Hadrons]
 - [Semileptonic Decays of B Mesons]
 - B^\pm
 - mass Γ mean life
 - branching fractions
 - B^0
 - mass Γ mean life
 - branching fractions
 - polarization in B^0 decay
 - B^0 - \bar{B}^0 mixing
 - [B^0 - \bar{B}^0 Mixing and CP Violation in B Decay]
 - CP violation
 - B^\pm/B^0 Admixtures
 - branching fractions
 - $B^\pm/B^0/B_s^0/b$ -baryon Admixtures
 - mean life
 - production fractions
 - branching fractions
 - B^*
 - mass
 - B_s^0
 - mass Γ mean life
 - branching fractions
 - polarization in B_s^0 decay
 - B_s^0 - \bar{B}_s^0 mixing
 - B - \bar{B} mixing (admixture of $B^0\Gamma B_s^0$)
- At end of Baryon Listings:
- Λ_b
 - mass Γ mean life
 - branching fractions
 - b -baryon Admixture
 - mean life
 - branching fractions

B[±]

$$I(J^P) = \frac{1}{2}(0^-)$$

Γ, Γ, P need confirmation. Quantum numbers shown are quark-model predictions.

$$\text{Mass } m_{B^\pm} = 5278.9 \pm 1.8 \text{ MeV}$$

$$\text{Mean life } \tau_{B^\pm} = (1.65 \pm 0.04) \times 10^{-12} \text{ s}$$

$$c\tau = 495 \mu\text{m}$$

B^\pm modes are charge conjugates of the modes below. Modes which do not identify the charge state of the B are listed in the B^\pm/B^0 ADMIXTURE section.

The branching fractions listed below assume 50% $B^0\bar{B}^0$ and 50% B^+B^- production at the $\Upsilon(4S)$. We have attempted to bring older measurements up to date by rescaling their assumed $\Upsilon(4S)$ production ratio to 50:50 and their assumed $D\Gamma, D_s\Gamma, D^*\Gamma$ and ψ branching ratios to current values whenever this would affect our averages and best limits significantly.

Indentation is used to indicate a subchannel of a previous reaction. All resonant subchannels have been corrected for resonance branching fractions to the final state so the sum of the subchannel branching fractions can exceed that of the final state.

B[±] DECAY MODES	Fraction (Γ_i/Γ)	Scale factor/ Confidence level	p (MeV/c)
Semileptonic and leptonic modes			
$\ell^+ \nu_\ell$ anything	[pp] (10.3 ± 0.9) %	-	-
$\bar{D}^0 \ell^+ \nu_\ell$	[pp] (1.86 ± 0.33) %	-	-
$\bar{D}^*(2007)^0 \ell^+ \nu_\ell$	[pp] (5.3 ± 0.8) %	-	-
$\pi^0 e^+ \nu_e$	< 2.2 × 10 ⁻³	CL=90%	2638
$\omega \ell^+ \nu_\ell$	[pp] < 2.1 × 10 ⁻⁴	CL=90%	-
$\rho^0 \ell^+ \nu_\ell$	[pp] < 2.1 × 10 ⁻⁴	CL=90%	-
$e^+ \nu_e$	< 1.5 × 10 ⁻⁵	CL=90%	2639
$\mu^+ \nu_\mu$	< 2.1 × 10 ⁻⁵	CL=90%	2638
$\tau^+ \nu_\tau$	< 5.7 × 10 ⁻⁴	CL=90%	2340
$e^+ \nu_e \gamma$	< 2.0 × 10 ⁻⁴	CL=90%	-
$\mu^+ \nu_\mu \gamma$	< 5.2 × 10 ⁻⁵	CL=90%	-
DΓ DΓ or D_s modes			
$\bar{D}^0 \pi^+$	(5.3 ± 0.5) × 10 ⁻³		2308
$\bar{D}^0 \rho^+$	(1.34 ± 0.18) %		2238
$\bar{D}^0 \pi^+ \pi^+ \pi^-$	(1.1 ± 0.4) %		2289
$\bar{D}^0 \pi^+ \pi^+ \pi^-$ nonresonant	(5 ± 4) × 10 ⁻³		2289
$\bar{D}^0 \pi^+ \rho^0$	(4.2 ± 3.0) × 10 ⁻³		2209
$\bar{D}^0 a_1(1260)^+$	(5 ± 4) × 10 ⁻³		2123
$D^*(2010)^- \pi^+ \pi^+ \pi^+$	(2.1 ± 0.6) × 10 ⁻³		2247
$D^- \pi^+ \pi^+$	< 1.4 × 10 ⁻³	CL=90%	2299
$\bar{D}^*(2007)^0 \pi^+$	(4.6 ± 0.4) × 10 ⁻³		2256
$D^*(2010)^+ \pi^0$	< 1.7 × 10 ⁻⁴	CL=90%	2254
$\bar{D}^*(2007)^0 \rho^+$	(1.55 ± 0.31) %		2183
$\bar{D}^*(2007)^0 \pi^+ \pi^+ \pi^-$	(9.4 ± 2.6) × 10 ⁻³		2236
$\bar{D}^*(2007)^0 a_1(1260)^+$	(1.9 ± 0.5) %		2062
$D^*(2010)^- \pi^+ \pi^+ \pi^0$	(1.5 ± 0.7) %		2235
$D^*(2010)^- \pi^+ \pi^+ \pi^+ \pi^-$	< 1 %	CL=90%	2217
$\bar{D}_1^*(2420)^0 \pi^+$	(1.5 ± 0.6) × 10 ⁻³	S=1.3	2081
$\bar{D}_1^*(2420)^0 \rho^+$	< 1.4 × 10 ⁻³	CL=90%	1997
$\bar{D}_2^*(2460)^0 \pi^+$	< 1.3 × 10 ⁻³	CL=90%	2064
$\bar{D}_2^*(2460)^0 \rho^+$	< 4.7 × 10 ⁻³	CL=90%	1979
$\bar{D}_s^0 D^+$	(1.3 ± 0.4) %		1815
$\bar{D}_s^0 D_s^{*+}$	(9 ± 4) × 10 ⁻³		1734
$\bar{D}^*(2007)^0 D_s^+$	(1.2 ± 0.5) %		1737
$\bar{D}^*(2007)^0 D_s^{*+}$	(2.7 ± 1.0) %		1650
$D_s^+ \pi^0$	< 2.0 × 10 ⁻⁴	CL=90%	2270
$D_s^+ \pi^0$	< 3.3 × 10 ⁻⁴	CL=90%	2214
$D_s^+ \eta$	< 5 × 10 ⁻⁴	CL=90%	2235
$D_s^{*+} \eta$	< 8 × 10 ⁻⁴	CL=90%	2177
$D_s^+ \rho^0$	< 4 × 10 ⁻⁴	CL=90%	2198
$D_s^+ \rho^0$	< 5 × 10 ⁻⁴	CL=90%	2139
$D_s^+ \omega$	< 5 × 10 ⁻⁴	CL=90%	2195
$D_s^{*+} \omega$	< 7 × 10 ⁻⁴	CL=90%	2136
$D_s^+ a_1(1260)^0$	< 2.2 × 10 ⁻³	CL=90%	2079
$D_s^{*+} a_1(1260)^0$	< 1.6 × 10 ⁻³	CL=90%	2014
$D_s^+ \phi$	< 3.2 × 10 ⁻⁴	CL=90%	2141
$D_s^{*+} \phi$	< 4 × 10 ⁻⁴	CL=90%	2079

$D_s^+ \bar{K}^0$	< 1.1 × 10 ⁻³	CL=90%	2241
$D_s^{*+} \bar{K}^0$	< 1.1 × 10 ⁻³	CL=90%	2184
$D_s^+ K^{*0}(892)^0$	< 5 × 10 ⁻⁴	CL=90%	2171
$D_s^{*+} K^{*0}(892)^0$	< 4 × 10 ⁻⁴	CL=90%	2110
$D_s^- \pi^+ K^+$	< 8 × 10 ⁻⁴	CL=90%	2222
$D_s^{*-} \pi^+ K^+$	< 1.2 × 10 ⁻³	CL=90%	2164
$D_s^- \pi^+ K^{*0}(892)^+$	< 6 × 10 ⁻³	CL=90%	2137
$D_s^{*-} \pi^+ K^{*0}(892)^+$	< 8 × 10 ⁻³	CL=90%	2075

Charmonium modes

$J/\psi(1S) K^+$	(9.9 ± 1.0) × 10 ⁻⁴		1683
$J/\psi(1S) K^+ \pi^+ \pi^-$	(1.4 ± 0.6) × 10 ⁻³		1612
$J/\psi(1S) K^{*0}(892)^+$	(1.47 ± 0.27) × 10 ⁻³		1571
$J/\psi(1S) \pi^+$	(5.0 ± 1.5) × 10 ⁻⁵		1727
$J/\psi(1S) \rho^+$	< 7.7 × 10 ⁻⁴	CL=90%	1613
$J/\psi(1S) a_1(1260)^+$	< 1.2 × 10 ⁻³	CL=90%	1414
$\psi(2S) K^+$	(6.9 ± 3.1) × 10 ⁻⁴	S=1.3	1284
$\psi(2S) K^{*0}(892)^+$	< 3.0 × 10 ⁻³	CL=90%	1115
$\psi(2S) K^+ \pi^+ \pi^-$	(1.9 ± 1.2) × 10 ⁻³		909
$\chi_{c1}(1P) K^+$	(1.0 ± 0.4) × 10 ⁻³		1411
$\chi_{c1}(1P) K^{*0}(892)^+$	< 2.1 × 10 ⁻³	CL=90%	1265

K or K* modes

$K^0 \pi^+$	(2.3 ± 1.1) × 10 ⁻⁵		2614
$K^+ \pi^0$	< 1.6 × 10 ⁻⁵	CL=90%	2615
$\eta' K^+$	(6.5 ± 1.7) × 10 ⁻⁵		2528
$\eta' K^{*0}(892)^+$	< 1.3 × 10 ⁻⁴	CL=90%	2472
ηK^+	< 1.4 × 10 ⁻⁵	CL=90%	2587
$\eta K^{*0}(892)^+$	< 3.0 × 10 ⁻⁵	CL=90%	2534
$K^{*0}(892)^0 \pi^+$	< 4.1 × 10 ⁻⁵	CL=90%	2561
$K^{*0}(892)^+ \pi^0$	< 9.9 × 10 ⁻⁵	CL=90%	2592
$K^+ \pi^- \pi^+$ nonresonant	< 2.8 × 10 ⁻⁵	CL=90%	2609
$K^- \pi^+ \pi^+$ nonresonant	< 5.6 × 10 ⁻⁵	CL=90%	-
$K_1(1400)^0 \pi^+$	< 2.6 × 10 ⁻³	CL=90%	2451
$K_2^*(1430)^0 \pi^+$	< 6.8 × 10 ⁻⁴	CL=90%	2443
$K^+ \rho^0$	< 1.9 × 10 ⁻⁵	CL=90%	2559
$K^0 \rho^+$	< 4.8 × 10 ⁻⁵	CL=90%	2559
$K^{*0}(892)^+ \pi^+ \pi^-$	< 1.1 × 10 ⁻³	CL=90%	2556
$K^{*0}(892)^+ \rho^0$	< 9.0 × 10 ⁻⁴	CL=90%	2505
$K_1(1400)^+ \rho^0$	< 7.8 × 10 ⁻⁴	CL=90%	2389
$K_2^*(1430)^+ \rho^0$	< 1.5 × 10 ⁻³	CL=90%	2382
$K^+ \bar{K}^0$	< 2.1 × 10 ⁻⁵	CL=90%	2592
$K^+ K^- \pi^+$ nonresonant	< 7.5 × 10 ⁻⁵	CL=90%	-
$K^+ K^- K^+$	< 2.0 × 10 ⁻⁴	CL=90%	2522
$K^+ \phi$	< 1.2 × 10 ⁻⁵	CL=90%	2516
$K^+ K^- K^+$ nonresonant	< 3.8 × 10 ⁻⁵	CL=90%	2516
$K^{*0}(892)^+ K^+ K^-$	< 1.6 × 10 ⁻³	CL=90%	2466
$K^{*0}(892)^+ \phi$	< 7.0 × 10 ⁻⁵	CL=90%	2460
$K_1(1400)^+ \phi$	< 1.1 × 10 ⁻³	CL=90%	2339
$K_2^*(1430)^+ \phi$	< 3.4 × 10 ⁻³	CL=90%	2332
$K^+ f_0(980)$	< 8 × 10 ⁻⁵	CL=90%	2524
$K^{*0}(892)^+ \gamma$	(5.7 ± 3.3) × 10 ⁻⁵		2564
$K_1(1270)^+ \gamma$	< 7.3 × 10 ⁻³	CL=90%	2486
$K_1(1400)^+ \gamma$	< 2.2 × 10 ⁻³	CL=90%	2453
$K_2^*(1430)^+ \gamma$	< 1.4 × 10 ⁻³	CL=90%	2447
$K^{*0}(892)^+ \gamma$	< 1.9 × 10 ⁻³	CL=90%	2361
$K_3^*(1780)^+ \gamma$	< 5.5 × 10 ⁻³	CL=90%	2343
$K_4^*(2045)^+ \gamma$	< 9.9 × 10 ⁻³	CL=90%	2243

Light unflavored meson modes

$\pi^+ \pi^0$	< 2.0 × 10 ⁻⁵	CL=90%	2636
$\pi^+ \pi^+ \pi^-$	< 1.3 × 10 ⁻⁴	CL=90%	2630
$\rho^0 \pi^+$	< 4.3 × 10 ⁻⁵	CL=90%	2582
$\pi^+ f_0(980)$	< 1.4 × 10 ⁻⁴	CL=90%	2547
$\pi^+ f_2(1270)$	< 2.4 × 10 ⁻⁴	CL=90%	2483
$\pi^+ \pi^- \pi^+$ nonresonant	< 4.1 × 10 ⁻⁵	CL=90%	-
$\pi^+ \pi^0 \pi^0$	< 8.9 × 10 ⁻⁴	CL=90%	2631
$\rho^+ \pi^0$	< 7.7 × 10 ⁻⁵	CL=90%	2582
$\pi^+ \pi^- \pi^+ \pi^0$	< 4.0 × 10 ⁻³	CL=90%	2621
$\rho^+ \rho^0$	< 1.0 × 10 ⁻³	CL=90%	2525
$a_1(1260)^+ \pi^0$	< 1.7 × 10 ⁻³	CL=90%	2494
$a_1(1260)^0 \pi^+$	< 9.0 × 10 ⁻⁴	CL=90%	2494
$\omega \pi^+$	< 4.0 × 10 ⁻⁴	CL=90%	2580

$\eta\pi^+$	< 1.5	$\times 10^{-5}$	CL=90%	2609
$\eta'\pi^+$	< 3.1	$\times 10^{-5}$	CL=90%	2550
$\eta'\rho^+$	< 4.7	$\times 10^{-5}$	CL=90%	2493
$\eta\rho^+$	< 3.2	$\times 10^{-5}$	CL=90%	2554
$\pi^+\pi^+\pi^-\pi^-\pi^0$	< 8.6	$\times 10^{-4}$	CL=90%	2608
$\rho^0 a_1(1260)^+$	< 6.2	$\times 10^{-4}$	CL=90%	2434
$\rho^0 a_2(1320)^+$	< 7.2	$\times 10^{-4}$	CL=90%	2411
$\pi^+\pi^+\pi^-\pi^-\pi^0$	< 6.3	$\times 10^{-3}$	CL=90%	2592
$a_1(1260)^+ a_1(1260)^0$	< 1.3	%	CL=90%	2335

Baryon modes

$p\bar{p}\pi^+$	< 1.6	$\times 10^{-4}$	CL=90%	2439
$p\bar{p}\pi^+\text{nonresonant}$	< 5.3	$\times 10^{-5}$	CL=90%	-
$p\bar{p}\pi^+\pi^+\pi^-$	< 5.2	$\times 10^{-4}$	CL=90%	2369
$p\bar{p}K^+\text{nonresonant}$	< 8.9	$\times 10^{-5}$	CL=90%	-
$p\bar{p}\Lambda$	< 6	$\times 10^{-5}$	CL=90%	2430
$p\bar{p}\Lambda\pi^+\pi^-$	< 2.0	$\times 10^{-4}$	CL=90%	2367
$\Delta^0\rho$	< 3.8	$\times 10^{-4}$	CL=90%	2402
$\Delta^+\pi^+\bar{p}$	< 1.5	$\times 10^{-4}$	CL=90%	2402
$\Lambda_c^- p\pi^+$	(6.2 \pm 2.7)	$\times 10^{-4}$	-	-
$\Lambda_c^- p\pi^+\pi^0$	< 3.12	$\times 10^{-3}$	CL=90%	-
$\Lambda_c^- p\pi^+\pi^+\pi^-$	< 1.46	$\times 10^{-3}$	CL=90%	-
$\Lambda_c^- p\pi^+\pi^+\pi^-\pi^0$	< 1.34	%	CL=90%	-

Lepton Family number (LF) or Lepton number (L) violating modes[†] or $\Delta B = 1$ weak neutral current (BI) modes

$\pi^+e^+e^-$	BI	< 3.9	$\times 10^{-3}$	CL=90%	2638
$\pi^+\mu^+\mu^-$	BI	< 9.1	$\times 10^{-3}$	CL=90%	2633
$K^+e^+e^-$	BI	< 6	$\times 10^{-5}$	CL=90%	2616
$K^+\mu^+\mu^-$	BI	< 1.0	$\times 10^{-5}$	CL=90%	2612
$K^*(892)^+e^+e^-$	BI	< 6.9	$\times 10^{-4}$	CL=90%	2564
$K^*(892)^+\mu^+\mu^-$	BI	< 1.2	$\times 10^{-3}$	CL=90%	2560
$\pi^+e^+\mu^-$	LF	< 6.4	$\times 10^{-3}$	CL=90%	2637
$\pi^+e^+\mu^+$	LF	< 6.4	$\times 10^{-3}$	CL=90%	2637
$K^+e^+\mu^-$	LF	< 6.4	$\times 10^{-3}$	CL=90%	2615
$K^+e^+\mu^+$	LF	< 6.4	$\times 10^{-3}$	CL=90%	2615
$\pi^-e^+e^+$	L	< 3.9	$\times 10^{-3}$	CL=90%	2638
$\pi^-\mu^+\mu^+$	L	< 9.1	$\times 10^{-3}$	CL=90%	2633
$\pi^-e^+\mu^+$	LF	< 6.4	$\times 10^{-3}$	CL=90%	2637
$K^-e^+e^+$	L	< 3.9	$\times 10^{-3}$	CL=90%	2616
$K^-\mu^+\mu^+$	L	< 9.1	$\times 10^{-3}$	CL=90%	2612
$K^-e^+\mu^+$	LF	< 6.4	$\times 10^{-3}$	CL=90%	2615

B^0

$$I(J^P) = \frac{1}{2}(0^-)$$

$I\Gamma J^P$ need confirmation. Quantum numbers shown are quark-model predictions.

- Mass $m_{B^0} = 5279.2 \pm 1.8$ MeV
- $m_{B^0} - m_{B^-} = 0.35 \pm 0.29$ MeV (S = 1.1)
- Mean life $\tau_{B^0} = (1.56 \pm 0.04) \times 10^{-12}$ s
- $c\tau = 468$ μm
- $\tau_{B^-}/\tau_{B^0} = 1.02 \pm 0.04$ (average of direct and inferred)
- $\tau_{B^-}/\tau_{B^0} = 1.04 \pm 0.04$ (direct measurements)
- $\tau_{B^-}/\tau_{B^0} = 0.95^{+0.15}_{-0.12}$ (inferred from branching fractions)

B^0 - \bar{B}^0 mixing parameters

- $\chi_d = 0.172 \pm 0.010$
- $\Delta m_{B^0} = m_{B_H^0} - m_{B_L^0} = (0.464 \pm 0.018) \times 10^{12} \text{ h s}^{-1}$
- $\chi_d = \Delta m_{B^0}/\Gamma_{B^0} = 0.723 \pm 0.032$

CP violation parameters

$$|\text{Re}(\epsilon_{B^0})| = 0.002 \pm 0.008$$

\bar{B}^0 modes are charge conjugates of the modes below. Reactions indicate the weak decay vertex, and do not include mixing. Modes which do not identify the charge state of the B are listed in the B^\pm/B^0 ADMIXTURE section.

The branching fractions listed below assume 50% $B^0\bar{B}^0$ and 50% B^+B^- production at the $\Upsilon(4S)$. We have attempted to bring older measurements up to date by rescaling their assumed $\Upsilon(4S)$ production ratio to 50:50 and their assumed $D\Gamma D_s\Gamma D^*\Gamma$ and ψ branching ratios to current values whenever this would affect our averages and best limits significantly.

Indentation is used to indicate a subchannel of a previous reaction. All resonant subchannels have been corrected for resonance branching fractions to the final state so the sum of the subchannel branching fractions can exceed that of the final state.

B^0 DECAY MODES

	Fraction (Γ_i/Γ)	Scale factor/ Confidence level	ρ (MeV/c)
$\ell^+ \nu_\ell \text{anything}$	[BP]	(10.5 \pm 0.8) %	-
$D^- \ell^+ \nu_\ell$	[BP]	(2.00 \pm 0.25) %	-
$D^*(2010)^- \ell^+ \nu_\ell$	[BP]	(4.60 \pm 0.27) %	-
$\rho^- \ell^+ \nu_\ell$	[BP]	(2.5 \pm 0.8 / 1.0) $\times 10^{-4}$	-
$\pi^- \ell^+ \nu_\ell$		(1.8 \pm 0.6) $\times 10^{-4}$	-

Inclusive modes

K^+ anything	(78 \pm 80) %	-
----------------	-----------------	---

$D\Gamma D^*\Gamma$ or D_s modes

$D^- \pi^+$	(3.0 \pm 0.4) $\times 10^{-3}$	2306
$D^- \rho^+$	(7.9 \pm 1.4) $\times 10^{-3}$	2236
$\bar{D}^0 \pi^+ \pi^-$	< 1.6 $\times 10^{-3}$	CL=90% 2301
$D^*(2010)^- \pi^+$	(2.76 \pm 0.21) $\times 10^{-3}$	2254
$D^- \pi^+ \pi^+ \pi^-$	(8.0 \pm 2.5) $\times 10^{-3}$	2287
$(D^- \pi^+ \pi^+ \pi^-)$ nonresonant	(3.9 \pm 1.9) $\times 10^{-3}$	2287
$D^- \pi^+ \rho^0$	(1.1 \pm 1.0) $\times 10^{-3}$	2207
$D^- a_1(1260)^+$	(6.0 \pm 3.3) $\times 10^{-3}$	2121
$D^*(2010)^- \pi^+ \pi^0$	(1.5 \pm 0.5) %	2247
$D^*(2010)^- \rho^+$	(6.7 \pm 3.3) $\times 10^{-3}$	2181
$D^*(2010)^- \pi^+ \pi^+ \pi^-$	(7.6 \pm 1.7) $\times 10^{-3}$	S=1.3 2235
$(D^*(2010)^- \pi^+ \pi^+ \pi^-)$ nonresonant	(0.0 \pm 2.5) $\times 10^{-3}$	2235
$D^*(2010)^- \pi^+ \rho^0$	(5.7 \pm 3.1) $\times 10^{-3}$	2151
$D^*(2010)^- a_1(1260)^+$	(1.30 \pm 0.27) %	2061
$D^*(2010)^- \pi^+ \pi^+ \pi^- \pi^0$	(3.4 \pm 1.8) %	2218
$\bar{D}_s^-(2460)^- \pi^+$	< 2.2 $\times 10^{-3}$	CL=90% 2064
$\bar{D}_s^-(2460)^- \rho^+$	< 4.9 $\times 10^{-3}$	CL=90% 1979
$D^- D_s^+$	(8.0 \pm 3.0) $\times 10^{-3}$	1812
$D^*(2010)^- D_s^+$	(9.6 \pm 3.4) $\times 10^{-3}$	1735
$D^- D_s^{*+}$	(1.0 \pm 0.5) %	1731
$D^*(2010)^- D_s^{*+}$	(2.0 \pm 0.7) %	1649
$D_s^+ \pi^-$	< 2.8 $\times 10^{-4}$	CL=90% 2270
$D_s^+ \pi^-$	< 5 $\times 10^{-4}$	CL=90% 2214
$D_s^+ \rho^-$	< 7 $\times 10^{-4}$	CL=90% 2198
$D_s^+ \rho^-$	< 8 $\times 10^{-4}$	CL=90% 2139
$D_s^+ a_1(1260)^-$	< 2.6 $\times 10^{-3}$	CL=90% 2079
$D_s^+ a_1(1260)^-$	< 2.2 $\times 10^{-3}$	CL=90% 2014
$D_s^+ K^+$	< 2.4 $\times 10^{-4}$	CL=90% 2242
$D_s^{*-} K^+$	< 1.7 $\times 10^{-4}$	CL=90% 2185
$D_s^- K^*(892)^+$	< 9.9 $\times 10^{-4}$	CL=90% 2172
$D_s^- K^*(892)^+$	< 1.1 $\times 10^{-3}$	CL=90% 2112
$D_s^- \pi^+ K^0$	< 5 $\times 10^{-3}$	CL=90% 2221
$D_s^- \pi^+ K^0$	< 3.1 $\times 10^{-3}$	CL=90% 2164
$D_s^- \pi^+ K^*(892)^0$	< 4 $\times 10^{-3}$	CL=90% 2136
$D_s^- \pi^+ K^*(892)^0$	< 2.0 $\times 10^{-3}$	CL=90% 2074
$\bar{D}_s^0 \pi^0$	< 1.2 $\times 10^{-4}$	CL=90% 2308
$\bar{D}_s^0 \rho^0$	< 3.9 $\times 10^{-4}$	CL=90% 2238
$\bar{D}_s^0 \eta$	< 1.3 $\times 10^{-4}$	CL=90% 2274
$\bar{D}_s^0 \eta'$	< 9.4 $\times 10^{-4}$	CL=90% 2198
$\bar{D}_s^0 \omega$	< 5.1 $\times 10^{-4}$	CL=90% 2235
$\bar{D}^*(2007)^0 \pi^0$	< 4.4 $\times 10^{-4}$	CL=90% 2256
$\bar{D}^*(2007)^0 \rho^0$	< 5.6 $\times 10^{-4}$	CL=90% 2183
$\bar{D}^*(2007)^0 \eta$	< 2.6 $\times 10^{-4}$	CL=90% 2220
$\bar{D}^*(2007)^0 \eta'$	< 1.4 $\times 10^{-3}$	CL=90% 2141
$\bar{D}^*(2007)^0 \omega$	< 7.4 $\times 10^{-4}$	CL=90% 2180
$D^*(2010)^+ D^*(2010)^-$	< 2.2 $\times 10^{-3}$	CL=90% 1711
$D^*(2010)^+ D^-$	< 1.8 $\times 10^{-3}$	CL=90% 1790
$D^+ D^*(2010)^-$	< 1.2 $\times 10^{-3}$	CL=90% 1790

Charmonium modes

$J/\psi(1S)K^0$	(8.9 \pm 1.2) $\times 10^{-4}$	1683
$J/\psi(1S)K^+\pi^-$	(1.1 \pm 0.6) $\times 10^{-3}$	1652
$J/\psi(1S)K^*(892)^0$	(1.35 \pm 0.18) $\times 10^{-3}$	1570
$J/\psi(1S)\pi^0$	< 5.8 $\times 10^{-5}$	CL=90% 1728
$J/\psi(1S)\eta$	< 1.2 $\times 10^{-3}$	CL=90% 1672
$J/\psi(1S)\rho^0$	< 2.5 $\times 10^{-4}$	CL=90% 1614

$J/\psi(1S)\omega$	< 2.7	$\times 10^{-4}$	CL=90%	1609
$\psi(2S)K^0$	< 8	$\times 10^{-4}$	CL=90%	1283
$\psi(2S)K^+\pi^-$	< 1	$\times 10^{-3}$	CL=90%	1238
$\psi(2S)K^*(892)^0$	(1.4 \pm 0.9)	$\times 10^{-3}$		1113
$\chi_{c1}(1P)K^0$	< 2.7	$\times 10^{-3}$	CL=90%	1411
$\chi_{c1}(1P)K^*(892)^0$	< 2.1	$\times 10^{-3}$	CL=90%	1263

K or K* modes

$K^+\pi^-$	(1.5 \pm 0.5)	$\times 10^{-5}$		2615
$K^0\pi^0$	< 4.1	$\times 10^{-5}$	CL=90%	2614
η/K^0	(4.7 \pm 2.8)	$\times 10^{-5}$		2528
$\eta/K^*(892)^0$	< 3.9	$\times 10^{-5}$	CL=90%	2472
$\eta K^*(892)^0$	< 3.0	$\times 10^{-5}$	CL=90%	2534
ηK^0	< 3.3	$\times 10^{-5}$	CL=90%	2593
K^+K^-	< 4.3	$\times 10^{-6}$	CL=90%	2593
$K^0\bar{K}^0$	< 1.7	$\times 10^{-5}$	CL=90%	2592
$K^+\rho^-$	< 3.5	$\times 10^{-5}$	CL=90%	2559
$K^0\rho^0$	< 3.9	$\times 10^{-5}$	CL=90%	2559
$K^0 f_0(980)$	< 3.6	$\times 10^{-4}$	CL=90%	2523
$K^*(892)^+\pi^-$	< 7.2	$\times 10^{-5}$	CL=90%	2562
$K^*(892)^0\pi^0$	< 2.8	$\times 10^{-5}$	CL=90%	2562
$K_2^*(1430)^+\pi^-$	< 2.6	$\times 10^{-3}$	CL=90%	2445
$K^0 K^+ K^-$	< 1.3	$\times 10^{-3}$	CL=90%	2522
$K^0\phi$	< 8.8	$\times 10^{-5}$	CL=90%	2516
$K^-\pi^+\pi^+\pi^-$	[bbb] < 2.3	$\times 10^{-4}$	CL=90%	2600
$K^*(892)^0\pi^+\pi^-$	< 1.4	$\times 10^{-3}$	CL=90%	2556
$K^*(892)^0\rho^0$	< 4.6	$\times 10^{-4}$	CL=90%	2504
$K^*(892)^0 f_0(980)$	< 1.7	$\times 10^{-4}$	CL=90%	2467
$K_1^*(1400)^+\pi^-$	< 1.1	$\times 10^{-3}$	CL=90%	2451
$K^- a_1(1260)^+$	[bbb] < 2.3	$\times 10^{-4}$	CL=90%	2471
$K^*(892)^0 K^+ K^-$	< 6.1	$\times 10^{-4}$	CL=90%	2466
$K^*(892)^0\phi$	< 4.3	$\times 10^{-5}$	CL=90%	2459
$K_1^*(1400)^0\rho^0$	< 3.0	$\times 10^{-3}$	CL=90%	2389
$K_1^*(1400)^0\phi$	< 5.0	$\times 10^{-3}$	CL=90%	2339
$K_2^*(1430)^0\rho^0$	< 1.1	$\times 10^{-3}$	CL=90%	2380
$K_2^*(1430)^0\phi$	< 1.4	$\times 10^{-3}$	CL=90%	2330
$K^*(892)^0\gamma$	(4.0 \pm 1.9)	$\times 10^{-5}$		2564
$K_1^*(1270)^0\gamma$	< 7.0	$\times 10^{-3}$	CL=90%	2486
$K_1^*(1400)^0\gamma$	< 4.3	$\times 10^{-3}$	CL=90%	2453
$K_2^*(1430)^0\gamma$	< 4.0	$\times 10^{-4}$	CL=90%	2445
$K^*(1680)^0\gamma$	< 2.0	$\times 10^{-3}$	CL=90%	2361
$K_3^*(1780)^0\gamma$	< 1.0	%	CL=90%	2343
$K_4^*(2045)^0\gamma$	< 4.3	$\times 10^{-3}$	CL=90%	2244
$\phi\phi$	< 3.9	$\times 10^{-5}$	CL=90%	2435

Light unflavored meson modes

$\pi^+\pi^-$	< 1.5	$\times 10^{-5}$	CL=90%	2636
$\pi^0\pi^0$	< 9.3	$\times 10^{-6}$	CL=90%	2636
$\eta\pi^0$	< 8	$\times 10^{-6}$	CL=90%	2609
$\eta\eta$	< 1.8	$\times 10^{-5}$	CL=90%	2582
η/π^0	< 1.1	$\times 10^{-5}$	CL=90%	2551
η/η'	< 4.7	$\times 10^{-5}$	CL=90%	2460
η/η	< 2.7	$\times 10^{-5}$	CL=90%	2522
η/ρ^0	< 2.3	$\times 10^{-5}$	CL=90%	2493
$\eta\rho^0$	< 1.3	$\times 10^{-5}$	CL=90%	2554
$\pi^+\pi^-\pi^0$	< 7.2	$\times 10^{-4}$	CL=90%	2631
$\rho^0\pi^0$	< 2.4	$\times 10^{-5}$	CL=90%	2582
$\rho^+\pi^\pm$	[gg] < 8.8	$\times 10^{-5}$	CL=90%	2582
$\pi^+\pi^-\pi^+\pi^-$	< 2.3	$\times 10^{-4}$	CL=90%	2621
$\rho^0\rho^0$	< 2.8	$\times 10^{-4}$	CL=90%	2525
$a_1(1260)^+\pi^\pm$	[gg] < 4.9	$\times 10^{-4}$	CL=90%	2494
$a_2(1320)^+\pi^\pm$	[gg] < 3.0	$\times 10^{-4}$	CL=90%	2473
$\pi^+\pi^-\pi^0\pi^0$	< 3.1	$\times 10^{-3}$	CL=90%	2622
$\rho^+\rho^-$	< 2.2	$\times 10^{-3}$	CL=90%	2525
$a_1(1260)^0\pi^0$	< 1.1	$\times 10^{-3}$	CL=90%	2494
$\omega\pi^0$	< 4.6	$\times 10^{-4}$	CL=90%	2580
$\pi^+\pi^+\pi^-\pi^-\pi^0$	< 9.0	$\times 10^{-3}$	CL=90%	2609
$a_1(1260)^+\rho^-$	< 3.4	$\times 10^{-3}$	CL=90%	2434
$a_1(1260)^0\rho^0$	< 2.4	$\times 10^{-3}$	CL=90%	2434
$\pi^+\pi^+\pi^+\pi^-\pi^-\pi^-$	< 3.0	$\times 10^{-3}$	CL=90%	2592
$a_1(1260)^+ a_1(1260)^-$	< 2.8	$\times 10^{-3}$	CL=90%	2336
$\pi^+\pi^+\pi^+\pi^-\pi^-\pi^-\pi^0$	< 1.1	%	CL=90%	2572

Baryon modes

$p\bar{p}$	< 1.8	$\times 10^{-5}$	CL=90%	2467
$p\bar{p}\pi^+\pi^-$	< 2.5	$\times 10^{-4}$	CL=90%	2406
$p\Lambda\pi^-$	< 1.8	$\times 10^{-4}$	CL=90%	2401
$\Delta^0\bar{\Delta}^0$	< 1.5	$\times 10^{-3}$	CL=90%	2334
$\Delta^{++}\Delta^{--}$	< 1.1	$\times 10^{-4}$	CL=90%	2334
$\Sigma^{--}\Delta^{++}$	< 1.0	$\times 10^{-3}$	CL=90%	1839
$\Lambda_c^- p\pi^+\pi^-$	(1.3 \pm 0.6)	$\times 10^{-3}$		-
$\Lambda_c^- p$	< 2.1	$\times 10^{-4}$	CL=90%	2021
$\Lambda_c^- p\pi^0$	< 5.9	$\times 10^{-4}$	CL=90%	-
$\Lambda_c^- p\pi^+\pi^-\pi^0$	< 5.07	$\times 10^{-3}$	CL=90%	-
$\Lambda_c^- p\pi^+\pi^-\pi^+\pi^-$	< 2.74	$\times 10^{-3}$	CL=90%	-

Lepton Family number (LF) violating modes[†] or $\Delta B = 1$ weak neutral current (B_L) modes

$\gamma\gamma$	B_L	< 3.9	$\times 10^{-5}$	CL=90%	2640
e^+e^-	B_L	< 5.9	$\times 10^{-6}$	CL=90%	2640
$\mu^+\mu^-$	B_L	< 6.8	$\times 10^{-7}$	CL=90%	2637
$K^0 e^+ e^-$	B_L	< 3.0	$\times 10^{-4}$	CL=90%	2616
$K^0 \mu^+ \mu^-$	B_L	< 3.6	$\times 10^{-4}$	CL=90%	2612
$K^*(892)^0 e^+ e^-$	B_L	< 2.9	$\times 10^{-4}$	CL=90%	2564
$K^*(892)^0 \mu^+ \mu^-$	B_L	< 2.3	$\times 10^{-5}$	CL=90%	2559
$K^*(892)^0 \nu\bar{\nu}$	B_L	< 1.0	$\times 10^{-3}$	CL=90%	2244
$e^\pm\mu^\mp$	LF [gg] < 5.9	$\times 10^{-6}$	CL=90%	2639	
$e^\pm\tau^\mp$	LF [gg] < 5.3	$\times 10^{-4}$	CL=90%	2341	
$\mu^\pm\tau^\mp$	LF [gg] < 8.3	$\times 10^{-4}$	CL=90%	2339	

 B^\pm/B^0 ADMIXTURE

The branching fraction measurements are for an admixture of B mesons at the $\Upsilon(4S)$. The values quoted assume that $\text{Br}(\Upsilon(4S) \rightarrow B\bar{B}) = 100\%$.

For inclusive branching fractions[†] e.g., $B \rightarrow D^\pm$ anything[†] the treatment of multiple D 's in the final state must be defined. One possibility would be to count the number of events with one-or-more D 's and divide by the total number of B 's. Another possibility would be to count the total number of D 's and divide by the total number of B 's which is the definition of average multiplicity. The two definitions are identical when only one of the specified particles is allowed in the final state. Even though the "one-or-more" definition seems sensible for practical reasons inclusive branching fractions are almost always measured using the multiplicity definition. For heavy final state particles authors call their results inclusive branching fractions while for light particles some authors call their results multiplicities. In the B sections[†] we list all results as inclusive branching fractions[†] adopting a multiplicity definition. This means that inclusive branching fractions can exceed 100% and that inclusive partial widths can exceed total widths[†] just as inclusive cross sections can exceed total cross sections.

\bar{B} modes are charge conjugates of the modes below. Reactions indicate the weak decay vertex and do not include mixing.

B DECAY MODES	Fraction (Γ_i/Γ)	Scale factor/ Confidence level	p (MeV/c)
Semileptonic and leptonic modes			
$B \rightarrow e^+ \nu_e$ anything	[ccc] (10.41 \pm 0.29) %	S=1,2	-
$B \rightarrow \bar{p} e^+ \nu_e$ anything	< 1.6	$\times 10^{-3}$	CL=90%
$B \rightarrow \mu^+ \nu_\mu$ anything	[ccc] (10.3 \pm 0.5) %		-
$B \rightarrow \ell^+ \nu_\ell$ anything	[pp,ccc] (10.45 \pm 0.21) %		-
$B \rightarrow D^- \ell^+ \nu_\ell$ anything	[pp] (2.7 \pm 0.8) %		-
$B \rightarrow \bar{D}^0 \ell^+ \nu_\ell$ anything	[pp] (7.0 \pm 1.4) %		-
$B \rightarrow \bar{D}^{*+} \ell^+ \nu_\ell$	[pp,ddd] (2.7 \pm 0.7) %		-
$B \rightarrow \bar{D}_1(2420) \ell^+ \nu_\ell$ anything	(7.4 \pm 1.6) $\times 10^{-3}$		-
$B \rightarrow D \pi \ell^+ \nu_\ell$ anything + $D^* \pi \ell^+ \nu_\ell$ anything	(2.3 \pm 0.4) %		-
$B \rightarrow \bar{D}_2^*(2460) \ell^+ \nu_\ell$ anything	< 6.5	$\times 10^{-3}$	CL=95%
$B \rightarrow D^{*-} \pi^+ \ell^+ \nu_\ell$ anything	(1.00 \pm 0.34) %		-
$B \rightarrow D_s^- \ell^+ \nu_\ell$ anything	[pp] < 9	$\times 10^{-3}$	CL=90%
$B \rightarrow D_s^- \ell^+ \nu_\ell K^+$ anything	[pp] < 6	$\times 10^{-3}$	CL=90%
$B \rightarrow D_s^- \ell^+ \nu_\ell K^0$ anything	[pp] < 9	$\times 10^{-3}$	CL=90%
$B \rightarrow K^+ \ell^+ \nu_\ell$ anything	[pp] (6.0 \pm 0.5) %		-
$B \rightarrow K^- \ell^+ \nu_\ell$ anything	[pp] (10 \pm 4) $\times 10^{-3}$		-
$B \rightarrow K^0/\bar{K}^0 \ell^+ \nu_\ell$ anything	[pp] (4.4 \pm 0.5) %		-

$D\Gamma D^*\Gamma$ or D_s modes			
$B \rightarrow D^\pm$ anything	(24.1 \pm 1.9) %	-	-
$B \rightarrow D^0/\bar{D}^0$ anything	(63.1 \pm 2.9) %	S=1.1	-
$B \rightarrow D^*(2010)^\pm$ anything	(22.7 \pm 1.6) %	-	-
$B \rightarrow D^*(2007)^0$ anything	(26.0 \pm 2.7) %	-	-
$B \rightarrow D_s^\pm$ anything	[$\overline{\text{tag}}$] (10.0 \pm 2.5) %	-	-
$b \rightarrow c\bar{c}s$	(22 \pm 4) %	-	-
$B \rightarrow D_s D\Gamma D_s^* D\Gamma D_s D^*\Gamma$ or $D_s^* D^*$	[$\overline{\text{tag}}$] (4.9 \pm 1.3) %	-	-
$B \rightarrow D^*(2010)\gamma$	< 1.1 $\times 10^{-3}$	CL=90%	-
$B \rightarrow D_s^+ \pi^- \Gamma D_s^{*+} \pi^- \Gamma$	[$\overline{\text{tag}}$] < 5 $\times 10^{-4}$	CL=90%	-
$D_s^+ \rho^- \Gamma D_s^{*+} \rho^- \Gamma D_s^+ \pi^0 \Gamma$			
$D_s^{*+} \pi^0 \Gamma D_s^+ \eta \Gamma D_s^{*+} \eta \Gamma$			
$D_s^+ \rho^0 \Gamma D_s^{*+} \rho^0 \Gamma D_s^+ \omega \Gamma$			
$D_s^{*+} \omega$			
$B \rightarrow D_{s1}(2536)^+ \text{ anything}$	< 9.5 $\times 10^{-3}$	CL=90%	-
Charmonium modes			
$B \rightarrow J/\psi(1S)$ anything	(1.13 \pm 0.06) %	-	-
$B \rightarrow J/\psi(1S)$ (direct) anything	(8.0 \pm 0.8) $\times 10^{-3}$	-	-
$B \rightarrow \psi(2S)$ anything	(3.5 \pm 0.5) $\times 10^{-3}$	-	-
$B \rightarrow \chi_{c1}(1P)$ anything	(4.2 \pm 0.7) $\times 10^{-3}$	-	-
$B \rightarrow \chi_{c1}(1P)$ (direct) anything	(3.7 \pm 0.7) $\times 10^{-3}$	-	-
$B \rightarrow \chi_{c2}(1P)$ anything	< 3.8 $\times 10^{-3}$	CL=90%	-
$B \rightarrow \eta_c(1S)$ anything	< 9 $\times 10^{-3}$	CL=90%	-
K or K^* modes			
$B \rightarrow K^\pm$ anything	[$\overline{\text{tag}}$] (78.9 \pm 2.5) %	-	-
$B \rightarrow K^+$ anything	(66 \pm 5) %	-	-
$B \rightarrow K^-$ anything	(13 \pm 4) %	-	-
$B \rightarrow K^0/\bar{K}^0$ anything	[$\overline{\text{tag}}$] (64 \pm 4) %	-	-
$B \rightarrow K^*(892)^\pm$ anything	(18 \pm 6) %	-	-
$B \rightarrow K^*(892)^0/\bar{K}^*(892)^0$ anything	[$\overline{\text{tag}}$] (14.6 \pm 2.6) %	-	-
$B \rightarrow K_1(1400)\gamma$	< 4.1 $\times 10^{-4}$	CL=90%	-
$B \rightarrow K_2^*(1430)\gamma$	< 8.3 $\times 10^{-4}$	CL=90%	-
$B \rightarrow K_2(1770)\gamma$	< 1.2 $\times 10^{-3}$	CL=90%	-
$B \rightarrow K_3^*(1780)\gamma$	< 3.0 $\times 10^{-3}$	CL=90%	-
$B \rightarrow K_4^*(2045)\gamma$	< 1.0 $\times 10^{-3}$	CL=90%	-
$B \rightarrow \bar{b} \rightarrow \bar{s}\gamma$	(2.3 \pm 0.7) $\times 10^{-4}$	-	-
$B \rightarrow \bar{b} \rightarrow \bar{s}\text{gluon}$	< 6.8 %	CL=90%	-
Light unflavored meson modes			
$B \rightarrow \pi^\pm$ anything	[$\overline{\text{tag}}\text{ccc}$] (359 \pm 7) %	-	-
$B \rightarrow \eta$ anything	(17.6 \pm 1.6) %	-	-
$B \rightarrow \rho^0$ anything	(21 \pm 5) %	-	-
$B \rightarrow \omega$ anything	< 81 %	CL=90%	-
$B \rightarrow \phi$ anything	(3.5 \pm 0.7) %	S=1.8	-
Baryon modes			
$B \rightarrow \Lambda_c^+$ anything	(6.4 \pm 1.1) %	-	-
$B \rightarrow \Lambda_c^- e^+$ anything	< 3.2 $\times 10^{-3}$	CL=90%	-
$B \rightarrow \Lambda_c^- p$ anything	(3.6 \pm 0.7) %	-	-
$B \rightarrow \Lambda_c^- p e^+ \nu_e$	< 1.5 $\times 10^{-3}$	CL=90%	-
$B \rightarrow \bar{\Sigma}_c^-$ anything	(4.2 \pm 2.4) $\times 10^{-3}$	-	-
$B \rightarrow \bar{\Sigma}_c^-$ anything	< 9.6 $\times 10^{-3}$	CL=90%	-
$B \rightarrow \bar{\Sigma}_c^0$ anything	(4.6 \pm 2.4) $\times 10^{-3}$	-	-
$B \rightarrow \bar{\Sigma}_c^0 N(N=p \text{ or } n)$	< 1.5 $\times 10^{-3}$	CL=90%	-
$B \rightarrow \Xi_c^0$ anything	(1.4 \pm 0.5) $\times 10^{-4}$	-	-
$\times B(\Xi_c^0 \rightarrow \Xi^- \pi^+)$			
$B \rightarrow \Xi_c^+ \text{ anything}$	(4.5 \pm 1.3) $\times 10^{-4}$	-	-
$\times B(\Xi_c^+ \rightarrow \Xi^- \pi^+ \pi^+)$			
$B \rightarrow p/\bar{p}$ anything	[$\overline{\text{tag}}$] (8.0 \pm 0.4) %	-	-
$B \rightarrow p/\bar{p}$ (direct) anything	[$\overline{\text{tag}}$] (5.5 \pm 0.5) %	-	-
$B \rightarrow \Lambda/\bar{\Lambda}$ anything	[$\overline{\text{tag}}$] (4.0 \pm 0.5) %	-	-
$B \rightarrow \Xi^-/\bar{\Xi}^+ \text{ anything}$	[$\overline{\text{tag}}$] (2.7 \pm 0.6) $\times 10^{-3}$	-	-
$B \rightarrow$ baryons anything	(6.8 \pm 0.6) %	-	-
$B \rightarrow p\bar{p}$ anything	(2.47 \pm 0.23) %	-	-
$B \rightarrow \Lambda\bar{\Lambda}$ anything	[$\overline{\text{tag}}$] (2.5 \pm 0.4) %	-	-
$B \rightarrow \Lambda\bar{\Lambda}$ anything	< 5 $\times 10^{-3}$	CL=90%	-

Lepton Family number (LF) violating modes or $\Delta B = 1$ weak neutral current (BI) modes			
$B \rightarrow e^+ e^- s$	BI	< 5.7	$\times 10^{-5}$ CL=90%
$B \rightarrow \mu^+ \mu^- s$	BI	< 5.8	$\times 10^{-5}$ CL=90%
$B \rightarrow e^+ \mu^+ s$	LF	< 2.2	$\times 10^{-5}$ CL=90%

$B^\pm/B^0/B_s^0/b$ -baryon ADMIXTURE

These measurements are for an admixture of bottom particles at high energy (LEP Tevatron $\Gamma Sp\bar{p}S$).

Mean life $\tau = (1.564 \pm 0.014) \times 10^{-12}$ s

Mean life $\tau = (1.72 \pm 0.10) \times 10^{-12}$ s Charged b -hadron admixture

Mean life $\tau = (1.58 \pm 0.14) \times 10^{-12}$ s Neutral b -hadron admixture

$\tau_{\text{charged } b\text{-hadron}}/\tau_{\text{neutral } b\text{-hadron}} = 1.09 \pm 0.13$

The branching fraction measurements are for an admixture of B mesons and baryons at energies above the $\Upsilon(4S)$. Only the highest energy results (LEP Tevatron $\Gamma Sp\bar{p}S$) are used in the branching fraction averages. The production fractions give our best current estimate of the admixture at LEP.

For inclusive branching fractions e.g., $B \rightarrow D^\pm$ anything Γ the treatment of multiple D 's in the final state must be defined. One possibility would be to count the number of events with one-or-more D 's and divide by the total number of B 's. Another possibility would be to count the total number of D 's and divide by the total number of B 's which is the definition of average multiplicity. The two definitions are identical when only one of the specified particles is allowed in the final state. Even though the "one-or-more" definition seems sensible for practical reasons inclusive branching fractions are almost always measured using the multiplicity definition. For heavy final state particles authors call their results inclusive branching fractions while for light particles some authors call their results multiplicities. In the B sections we list all results as inclusive branching fractions adopting a multiplicity definition. This means that inclusive branching fractions can exceed 100% and that inclusive partial widths can exceed total widths just as inclusive cross sections can exceed total cross sections.

The modes below are listed for a \bar{b} initial state. b modes are their charge conjugates. Reactions indicate the weak decay vertex and do not include mixing.

\bar{b} DECAY MODES	Fraction (Γ_i/Γ)	Confidence level	\bar{b} (MeV/c)
-----------------------	--------------------------------	------------------	-------------------

PRODUCTION FRACTIONS

The production fractions for weakly decaying b -hadrons at the Z have been calculated from the best values of mean lives Γ mixing parameters and branching fractions in this edition by the LEP B Oscillation Working Group as described in the note "Production and Decay of b -Flavored Hadrons" in the B^\pm Particle Listings. Values assume

$$B(\bar{b} \rightarrow B^+) = B(\bar{b} \rightarrow B^0)$$

$$B(\bar{b} \rightarrow B^+) + B(\bar{b} \rightarrow B^0) + B(\bar{b} \rightarrow B_s^0) + B(b \rightarrow \Lambda_b) = 100\%$$

The notation for production fractions varies in the literature ($f_{B^0}\Gamma(b \rightarrow \bar{B}^0)\Gamma\text{Br}(b \rightarrow \bar{B}^0)$). We use our own branching fraction notation here $B(\bar{b} \rightarrow B^0)$.

B^+	(39.7 \pm 1.8) %	-
B^0	(39.7 \pm 1.8) %	-
B_s^0	(10.5 \pm 1.7) %	-
Λ_b	(10.1 \pm 3.9) %	-

DECAY MODES

Semileptonic and leptonic modes

ν anything	(23.1 \pm 1.5) %	-
$\ell^+ \nu_\ell$ anything	[$\overline{\text{tag}}\text{ccc}$] (10.99 \pm 0.23) %	-
$e^+ \nu_e$ anything	[ccc] (10.9 \pm 0.5) %	-
$\mu^+ \nu_\mu$ anything	[ccc] (10.8 \pm 0.5) %	-
$D^- \ell^+ \nu_\ell$ anything	[$\overline{\text{tag}}$] (2.02 \pm 0.29) %	-
$\bar{D}^0 \ell^+ \nu_\ell$ anything	[$\overline{\text{tag}}$] (6.5 \pm 0.6) %	-
$D^{*-} \ell^+ \nu_\ell$ anything	[$\overline{\text{tag}}$] (2.76 \pm 0.29) %	-
$\bar{D}_s^0 \ell^+ \nu_\ell$ anything	[$\overline{\text{tag}}\text{fff}$] seen	-
$D_s^- \ell^+ \nu_\ell$ anything	[$\overline{\text{tag}}\text{fff}$] seen	-
$\bar{D}_s^0(2460)^0 \ell^+ \nu_\ell$ anything	seen	-
$D_s^-(2460)^- \ell^+ \nu_\ell$ anything	seen	-
$\tau^+ \nu_\tau$ anything	(2.6 \pm 0.4) %	-
$\bar{c} \rightarrow \ell^- \bar{\nu}_\ell$ anything	[$\overline{\text{tag}}$] (7.8 \pm 0.6) %	-

Charmed meson and baryon modes			
\bar{D}^0 anything	(60.1 ± 3.2) %	-	
D^- anything	(23.7 ± 2.3) %	-	
\bar{D}_s anything	(18 ± 5) %	-	
Λ_c anything	(9.7 ± 2.9) %	-	
$\bar{c}/\bar{\text{anything}}$	[eee] (117 ± 4) %	-	
Charmonium modes			
$J/\psi(1S)$ anything	(1.16 ± 0.10) %	-	
$\psi(2S)$ anything	(4.8 ± 2.4) × 10 ⁻³	-	
$\chi_{c1}(1P)$ anything	(1.8 ± 0.5) %	-	
K or K* modes			
$\bar{S}\gamma$	< 5.4 × 10 ⁻⁴	90%	-
K^{\pm} anything	(88 ± 19) %	-	
K_S^0 anything	(29.0 ± 2.9) %	-	
Pion modes			
π^0 anything	[eee] (278 ± 60) %	-	
Baryon modes			
p/\bar{p} anything	(14 ± 6) %	-	
Other modes			
charged anything	[eee] (497 ± 7) %	-	
hadron ⁺ hadron ⁻	(1.7 ± $\frac{1.0}{0.7}$) × 10 ⁻⁵	-	
charmless	(7 ± 21) × 10 ⁻³	-	
Baryon modes			
$\Lambda/\bar{\Lambda}$ anything	(5.9 ± 0.6) %	-	
$\Delta B = 1$ weak neutral current (BI) modes			
$\mu^+\mu^-$ anything	BI < 3.2 × 10 ⁻⁴	90%	-

B^*	$I(J^P) = \frac{1}{2}(1^-)$
<i>ITJP</i> need confirmation. Quantum numbers shown are quark-model predictions.	
Mass $m_{B^*} = 5324.9 \pm 1.8$ MeV	
$m_{B^*} - m_B = 45.78 \pm 0.35$ MeV	

B^* DECAY MODES	Fraction (Γ_i/Γ)	p (MeV/c)
$B\gamma$	dominant	46

BOTTOM, STRANGE MESONS
($B = \pm 1, S = \mp 1$)
 $B_S^0 = s\bar{b}\Gamma \bar{B}_S^0 = \bar{s}b\Gamma$ similarly for B_S^{*0} s

B_S^0

 $I(J^P) = 0(0^-)$

ITJP need confirmation. Quantum numbers shown are quark-model predictions.
 Mass $m_{B_S^0} = 5369.3 \pm 2.0$ MeV
 Mean life $\tau = (1.54 \pm 0.07) \times 10^{-12}$ s
 $c\tau = 462 \mu\text{m}$

B_S^0 - \bar{B}_S^0 mixing parameters
 χ_B at high energy = $f_d\chi_d + f_s\chi_s = 0.118 \pm 0.006$
 $\Delta m_{B_S^0} = m_{B_S^{0H}} - m_{B_S^{0L}} > 9.1 \times 10^{12} \hbar \text{ s}^{-1} \Gamma_{\text{CL}} = 95\%$
 $\chi_S = \Delta m_{B_S^0}/\Gamma_{B_S^0} > 14.0 \Gamma_{\text{CL}} = 95\%$
 $\chi_S > 0.4975 \Gamma_{\text{CL}} = 95\%$

These branching fractions all scale with $B(\bar{b} \rightarrow B_S^0)\Gamma$ the LEP B_S^0 production fraction. The first four were evaluated using $B(\bar{b} \rightarrow B_S^0) = (10.5^{+1.8}_{-1.7})\%$ and the rest assume $B(\bar{b} \rightarrow B_S^0) = 12\%$.
 The branching fraction $B(B_S^0 \rightarrow D_S^- \ell^+ \nu_\ell \text{ anything})$ is not a pure measurement since the measured product branching fraction $B(\bar{b} \rightarrow B_S^0) \times B(B_S^0 \rightarrow D_S^- \ell^+ \nu_\ell \text{ anything})$ was used to determine $B(\bar{b} \rightarrow B_S^0)\Gamma$ as described in the note on "Production and Decay of *b*-Flavored Hadrons."

B_S^0 DECAY MODES	Fraction (Γ_i/Γ)	Confidence level	p (MeV/c)
D_S^- anything	(92 ± 33) %	-	-
$D_S^- \ell^+ \nu_\ell$ anything	[eee] (8.1 ± 2.5) %	-	-
$D_S^- \pi^+$	< 13 %	-	2321
$J/\psi(1S)\phi$	(9.3 ± 3.3) × 10 ⁻⁴	-	1590
$J/\psi(1S)\pi^0$	< 1.2 × 10 ⁻³	90%	1788
$J/\psi(1S)\eta$	< 3.8 × 10 ⁻³	90%	1735
$\psi(2S)\phi$	seen	-	1122
$\pi^+\pi^-$	< 1.7 × 10 ⁻⁴	90%	1122
$\pi^0\pi^0$	< 2.1 × 10 ⁻⁴	90%	2861
$\eta\pi^0$	< 1.0 × 10 ⁻³	90%	2655
$\eta\eta$	< 1.5 × 10 ⁻³	90%	2628
π^+K^-	< 2.1 × 10 ⁻⁴	90%	2660
K^+K^-	< 5.9 × 10 ⁻⁵	90%	2639
$p\bar{p}$	< 5.9 × 10 ⁻⁵	90%	2515
$\gamma\gamma$	< 1.48 × 10 ⁻⁴	90%	2685
$\phi\gamma$	< 7 × 10 ⁻⁴	90%	2588

Lepton Family number (LF) violating modes or $\Delta B = 1$ weak neutral current (BI) modes			
$\mu^+\mu^-$	BI	< 2.0 × 10 ⁻⁶	90% 2682
e^+e^-	BI	< 5.4 × 10 ⁻⁵	90% 2864
$e^\pm\mu^\mp$	LF [gg]	< 4.1 × 10 ⁻⁵	90% 2864
$\phi\nu\bar{\nu}$	BI	< 5.4 × 10 ⁻³	90% -

$c\bar{c}$ MESONS

$\eta_c(1S)$ $J^G(J^{PC}) = 0^+(0^{-+})$
 Mass $m = 2979.8 \pm 2.1$ MeV ($S = 2.1$)
 Full width $\Gamma = 13.2^{+3.8}_{-3.2}$ MeV

$\eta_c(1S)$ DECAY MODES	Fraction (Γ_i/Γ)	Confidence level	ρ (MeV/c)
Decays involving hadronic resonances			
$\eta'(958)\pi\pi$	(4.1 ± 1.7) %		1319
$\rho\rho$	(2.6 ± 0.9) %		1275
$K^*(892)^0 K^- \pi^+ + c.c.$	(2.0 ± 0.7) %		1273
$K^*(892) \bar{K}^*(892)$	(8.5 ± 3.1) × 10 ⁻³		1193
$\phi\phi$	(7.1 ± 2.8) × 10 ⁻³		1086
$a_0(980)\pi$	< 2 %	90%	1323
$a_2(1320)\pi$	< 2 %	90%	1193
$K^*(892) \bar{K} + c.c.$	< 1.28 %	90%	1307
$f_2(1270)\eta$	< 1.1 %	90%	1142
$\omega\omega$	< 3.1 × 10 ⁻³	90%	1268
Decays into stable hadrons			
$K\bar{K}\pi$	(5.5 ± 1.7) %		1378
$\eta\pi\pi$	(4.9 ± 1.8) %		1425
$\pi^+ \pi^- K^+ K^-$	(2.0 $^{+0.7}_{-0.6}$) %		1342
$2(K^+ K^-)$	(2.1 ± 1.2) %		1053
$2(\pi^+ \pi^-)$	(1.2 ± 0.4) %		1457
$\rho\bar{\rho}$	(1.2 ± 0.4) × 10 ⁻³		1157
$K\bar{K}\eta$	< 3.1 %	90%	1262
$\pi^+ \pi^- \rho\bar{\rho}$	< 1.2 %	90%	1023
$\Lambda\bar{\Lambda}$	< 2 × 10 ⁻³	90%	987
Radiative decays			
$\gamma\gamma$	(3.0 ± 1.2) × 10 ⁻⁴		1489

$J/\psi(1S)$ $J^G(J^{PC}) = 0^-(1^{--})$
 Mass $m = 3096.88 \pm 0.04$ MeV
 Full width $\Gamma = 87 \pm 5$ keV
 $\Gamma_{ee} = 5.26 \pm 0.37$ keV (Assuming $\Gamma_{ee} = \Gamma_{\mu\mu}$)

$J/\psi(1S)$ DECAY MODES	Fraction (Γ_i/Γ)	Scale factor/ Confidence level	ρ (MeV/c)
hadrons	(87.7 ± 0.5) %	-	-
virtual $\gamma \rightarrow$ hadrons	(17.0 ± 2.0) %	-	-
$e^+ e^-$	(6.02 ± 0.19) %		1548
$\mu^+ \mu^-$	(6.01 ± 0.19) %		1545
Decays involving hadronic resonances			
$\rho\pi$	(1.27 ± 0.09) %		1449
$\rho^0\pi^0$	(4.2 ± 0.5) × 10 ⁻³		1449
$a_2(1320)\rho$	(1.09 ± 0.22) %		1125
$\omega\pi^+ \pi^- \pi^+ \pi^-$	(8.5 ± 3.4) × 10 ⁻³		1392
$\omega\pi^+ \pi^-$	(7.2 ± 1.0) × 10 ⁻³		1435
$\omega f_2(1270)$	(4.3 ± 0.6) × 10 ⁻³		1143
$K^*(892)^0 \bar{K}_2^*(1430)^0 + c.c.$	(6.7 ± 2.6) × 10 ⁻³		1005
$\omega K^*(892) \bar{K} + c.c.$	(5.3 ± 2.0) × 10 ⁻³		1098
$K^+ \bar{K}^*(892)^- + c.c.$	(5.0 ± 0.4) × 10 ⁻³		1373
$K^0 \bar{K}^*(892)^0 + c.c.$	(4.2 ± 0.4) × 10 ⁻³		1371
$\omega\pi^0\pi^0$	(3.4 ± 0.8) × 10 ⁻³		1436
$b_1(1235)^\pm \pi^\mp$	[gg] (3.0 ± 0.5) × 10 ⁻³		1299
$\omega K^\pm K_S^0 \pi^\mp$	[gg] (3.0 ± 0.7) × 10 ⁻³		1210
$b_1(1235)^0 \pi^0$	(2.3 ± 0.6) × 10 ⁻³		1299
$\phi K^*(892) \bar{K} + c.c.$	(2.04 ± 0.28) × 10 ⁻³		969
$\omega K\bar{K}$	(1.9 ± 0.4) × 10 ⁻³		1268
$\omega f_2(1710) \rightarrow \omega K\bar{K}$	(4.8 ± 1.1) × 10 ⁻⁴		878
$\phi 2(\pi^+ \pi^-)$	(1.60 ± 0.32) × 10 ⁻³		1318
$\Delta(1232)^{++} \bar{p}\pi^-$	(1.6 ± 0.5) × 10 ⁻³		1030
$\omega\eta$	(1.58 ± 0.16) × 10 ⁻³		1394
$\phi K\bar{K}$	(1.48 ± 0.22) × 10 ⁻³		1179
$\phi f_2(1710) \rightarrow \phi K\bar{K}$	(3.6 ± 0.6) × 10 ⁻⁴		875
$\rho\bar{\rho}\omega$	(1.30 ± 0.25) × 10 ⁻³	S=1.3	769
$\Delta(1232)^+ \Delta(1232)^-$	(1.10 ± 0.29) × 10 ⁻³		938
$\Sigma(1385)^- \bar{\Sigma}(1385)^+$ (or c.c.)	[gg] (1.03 ± 0.13) × 10 ⁻³		692
$\rho\bar{\rho}\eta(958)$	(9 ± 4) × 10 ⁻⁴	S=1.7	596
$\phi f_2'(1525)$	(8 ± 4) × 10 ⁻⁴	S=2.7	871

$\phi\pi^+ \pi^-$	(8.0 ± 1.2) × 10 ⁻⁴		1365
$\phi K^\pm K_S^0 \pi^\mp$	[gg] (7.2 ± 0.9) × 10 ⁻⁴		1114
$\omega f_1(1420)$	(6.8 ± 2.4) × 10 ⁻⁴		1062
$\phi\eta$	(6.5 ± 0.7) × 10 ⁻⁴		1320
$\Xi(1530)^- \bar{\Xi}^+$	(5.9 ± 1.5) × 10 ⁻⁴		597
$\rho K^- \bar{\Sigma}(1385)^0$	(5.1 ± 3.2) × 10 ⁻⁴		645
$\omega\pi^0$	(4.2 ± 0.6) × 10 ⁻⁴	S=1.4	1447
$\phi\eta'(958)$	(3.3 ± 0.4) × 10 ⁻⁴		1192
$\phi f_0(980)$	(3.2 ± 0.9) × 10 ⁻⁴	S=1.9	1182
$\Xi(1530)^0 \bar{\Xi}^0$	(3.2 ± 1.4) × 10 ⁻⁴		608
$\Sigma(1385)^- \bar{\Sigma}^+$ (or c.c.)	[gg] (3.1 ± 0.5) × 10 ⁻⁴		857
$\phi f_1(1285)$	(2.6 ± 0.5) × 10 ⁻⁴	S=1.1	1032
$\rho\eta$	(1.93 ± 0.23) × 10 ⁻⁴		1398
$\omega\eta'(958)$	(1.67 ± 0.25) × 10 ⁻⁴		1279
$\omega f_0(980)$	(1.4 ± 0.5) × 10 ⁻⁴		1271
$\rho\eta'(958)$	(1.05 ± 0.18) × 10 ⁻⁴		1283
$\rho\bar{\rho}\phi$	(4.5 ± 1.5) × 10 ⁻⁵		527
$a_2(1320)^\pm \pi^\mp$	[gg] < 4.3 × 10 ⁻³	CL=90%	1263
$K\bar{K}_2^*(1430) + c.c.$	< 4.0 × 10 ⁻³	CL=90%	1159
$K_2^*(1430)^0 \bar{K}_2^*(1430)^0$	< 2.9 × 10 ⁻³	CL=90%	588
$K^*(892)^0 \bar{K}^*(892)^0$	< 5 × 10 ⁻⁴	CL=90%	1263
$\phi f_2'(1270)$	< 3.7 × 10 ⁻⁴	CL=90%	1036
$\rho\bar{\rho}\rho$	< 3.1 × 10 ⁻⁴	CL=90%	779
$\phi\eta(1440) \rightarrow \phi\eta\pi\pi$	< 2.5 × 10 ⁻⁴	CL=90%	946
$\omega f_2'(1525)$	< 2.2 × 10 ⁻⁴	CL=90%	1003
$\Sigma(1385)^0 \bar{\Lambda}$	< 2 × 10 ⁻⁴	CL=90%	911
$\Delta(1232)^+ \bar{p}$	< 1 × 10 ⁻⁴	CL=90%	1100
$\Sigma^0 \bar{\Lambda}$	< 9 × 10 ⁻⁵	CL=90%	1032
$\phi\pi^0$	< 6.8 × 10 ⁻⁶	CL=90%	1377

Decays into stable hadrons	Fraction	ρ
$2(\pi^+ \pi^-)\pi^0$	(3.37 ± 0.26) %	1496
$3(\pi^+ \pi^-)\pi^0$	(2.9 ± 0.6) %	1433
$\pi^+ \pi^- \pi^0$	(1.50 ± 0.20) %	1533
$\pi^+ \pi^- \pi^0 K^+ K^-$	(1.20 ± 0.30) %	1368
$4(\pi^+ \pi^-)\pi^0$	(9.0 ± 3.0) × 10 ⁻³	1345
$\pi^+ \pi^- K^+ K^-$	(7.2 ± 2.3) × 10 ⁻³	1407
$K\bar{K}\pi$	(6.1 ± 1.0) × 10 ⁻³	1440
$\rho\bar{\rho}\pi^+ \pi^-$	(6.0 ± 0.5) × 10 ⁻³	S=1.3 1107
$2(\pi^+ \pi^-)$	(4.0 ± 1.0) × 10 ⁻³	1517
$3(\pi^+ \pi^-)$	(4.0 ± 2.0) × 10 ⁻³	1466
$n\bar{n}\pi^+ \pi^-$	(4 ± 4) × 10 ⁻³	1106
$\Sigma^0 \bar{\Sigma}^0$	(1.27 ± 0.17) × 10 ⁻³	992
$2(\pi^+ \pi^-) K^+ K^-$	(3.1 ± 1.3) × 10 ⁻³	1320
$\rho\bar{\rho}\pi^+ \pi^- \pi^0$	[hhh] (2.3 ± 0.9) × 10 ⁻³	S=1.9 1033
$\rho\bar{\rho}$	(2.14 ± 0.10) × 10 ⁻³	1232
$\rho\bar{\rho}\eta$	(2.09 ± 0.18) × 10 ⁻³	948
$\rho\bar{\rho}\pi^-$	(2.00 ± 0.10) × 10 ⁻³	1174
$n\bar{n}$	(1.9 ± 0.5) × 10 ⁻³	1231
$\Xi\bar{\Xi}$	(1.8 ± 0.4) × 10 ⁻³	S=1.8 818
$\Lambda\bar{\Lambda}$	(1.35 ± 0.14) × 10 ⁻³	S=1.2 1074
$\rho\bar{\rho}\pi^0$	(1.09 ± 0.09) × 10 ⁻³	1176
$\Lambda\bar{\Sigma}^- \pi^+$ (or c.c.)	[gg] (1.06 ± 0.12) × 10 ⁻³	945
$\rho K^- \bar{\Lambda}$	(8.9 ± 1.6) × 10 ⁻⁴	876
$2(K^+ K^-)$	(7.0 ± 3.0) × 10 ⁻⁴	1131
$\rho K^- \bar{\Sigma}^0$	(2.9 ± 0.8) × 10 ⁻⁴	820
$K^+ K^-$	(2.37 ± 0.31) × 10 ⁻⁴	1468
$\Lambda\bar{\Lambda}\pi^0$	(2.2 ± 0.7) × 10 ⁻⁴	998
$\pi^+ \pi^-$	(1.47 ± 0.23) × 10 ⁻⁴	1542
$K_S^0 K_L^0$	(1.08 ± 0.14) × 10 ⁻⁴	1466
$\Lambda\bar{\Sigma} + c.c.$	< 1.5 × 10 ⁻⁴	CL=90% 1032
$K_S^0 K_S^0$	< 5.2 × 10 ⁻⁶	CL=90% 1466

Radiative decays	Fraction	ρ
$\gamma\eta_c(1S)$	(1.3 ± 0.4) %	116
$\gamma\pi^+ \pi^- 2\pi^0$	(8.3 ± 3.1) × 10 ⁻³	1518
$\gamma\eta\pi\pi$	(6.1 ± 1.0) × 10 ⁻³	1487
$\gamma\eta(1440) \rightarrow \gamma K\bar{K}\pi$	[g] (9.1 ± 1.8) × 10 ⁻⁴	1223
$\gamma\eta(1440) \rightarrow \gamma\gamma\rho^0$	(6.4 ± 1.4) × 10 ⁻⁵	1223
$\gamma\eta(1440) \rightarrow \gamma\eta\pi^+ \pi^-$	(3.4 ± 0.7) × 10 ⁻⁴	-
$\gamma\rho\rho$	(4.5 ± 0.8) × 10 ⁻³	1343
$\gamma\eta'(958)$	(4.31 ± 0.30) × 10 ⁻³	1400
$\gamma 2\pi^+ 2\pi^-$	(2.8 ± 0.5) × 10 ⁻³	S=1.9 1517
$\gamma f_2(2050)$	(2.7 ± 0.7) × 10 ⁻³	874
$\gamma\omega\omega$	(1.59 ± 0.33) × 10 ⁻³	1337
$\gamma\eta(1440) \rightarrow \gamma\rho^0\rho^0$	(1.7 ± 0.4) × 10 ⁻³	S=1.3 1223
$\gamma f_2'(1270)$	(1.38 ± 0.14) × 10 ⁻³	1286
$\gamma f_2(1710) \rightarrow \gamma K\bar{K}$	(8.5 $^{+1.2}_{-0.9}$) × 10 ⁻⁴	S=1.2 1075

$\gamma\eta$	$(8.6 \pm 0.8) \times 10^{-4}$	1500
$\gamma f_1(1420) \rightarrow \gamma K \bar{K} \pi$	$(8.3 \pm 1.5) \times 10^{-4}$	1220
$\gamma f_1(1285)$	$(6.5 \pm 1.0) \times 10^{-4}$	1283
$\gamma f_2'(1525)$	$(4.7 \pm_{-0.5}^{+0.7}) \times 10^{-4}$	1173
$\gamma \phi \phi$	$(4.0 \pm 1.2) \times 10^{-4}$	S=2.1 1166
$\gamma \rho \bar{\rho}$	$(3.8 \pm 1.0) \times 10^{-4}$	1232
$\gamma \eta(2225)$	$(2.9 \pm 0.6) \times 10^{-4}$	834
$\gamma \eta(1760) \rightarrow \gamma \rho^0 \rho^0$	$(1.3 \pm 0.9) \times 10^{-4}$	1048
$\gamma \pi^0$	$(3.9 \pm 1.3) \times 10^{-5}$	1546
$\gamma \rho \bar{\rho} \pi^+ \pi^-$	$< 7.9 \times 10^{-4}$	CL=90% 1107
$\gamma \gamma$	$< 5 \times 10^{-4}$	CL=90% 1548
$\gamma \Lambda \bar{\Lambda}$	$< 1.3 \times 10^{-4}$	CL=90% 1074
3γ	$< 5.5 \times 10^{-5}$	CL=90% 1548
$\gamma f_2(2220)$	$> 2.50 \times 10^{-3}$	CL=99.9% -
$\gamma f_0(1500)$	$(5.7 \pm 0.8) \times 10^{-4}$	1184
$\gamma e^+ e^-$	$(8.8 \pm 1.4) \times 10^{-3}$	-

$X_{c0}(1P)$ $J^G(J^{PC}) = 0^+(0^{++})$

Mass $m = 3417.3 \pm 2.8$ MeV
Full width $\Gamma = 14 \pm 5$ MeV

$X_{c0}(1P)$ DECAY MODES	Fraction (Γ_i/Γ)	Confidence level	ρ (MeV/c)
Hadronic decays			
$2(\pi^+ \pi^-)$	$(3.7 \pm 0.7)\%$	1679	
$\pi^+ \pi^- K^+ K^-$	$(3.0 \pm 0.7)\%$	1580	
$\rho^0 \pi^+ \pi^-$	$(1.6 \pm 0.5)\%$	1608	
$3(\pi^+ \pi^-)$	$(1.5 \pm 0.5)\%$	1633	
$K^+ \bar{K}^*(892)^0 \pi^- + c.c.$	$(1.2 \pm 0.4)\%$	1522	
$\pi^+ \pi^-$	$(7.5 \pm 2.1) \times 10^{-3}$	1702	
$K^+ K^-$	$(7.1 \pm 2.4) \times 10^{-3}$	1635	
$\pi^+ \pi^- \rho \bar{\rho}$	$(5.0 \pm 2.0) \times 10^{-3}$	1320	
$\rho \bar{\rho}$	$< 9.0 \times 10^{-4}$	90% 1427	
Radiative decays			
$\gamma J/\psi(1S)$	$(6.6 \pm 1.8) \times 10^{-3}$	303	
$\gamma \gamma$	$< 5 \times 10^{-4}$	95% 1708	

$X_{c1}(1P)$ $J^G(J^{PC}) = 0^+(1^{++})$

Mass $m = 3510.53 \pm 0.12$ MeV
Full width $\Gamma = 0.88 \pm 0.14$ MeV

$X_{c1}(1P)$ DECAY MODES	Fraction (Γ_i/Γ)	ρ (MeV/c)
Hadronic decays		
$3(\pi^+ \pi^-)$	$(2.2 \pm 0.8)\%$	1683
$2(\pi^+ \pi^-)$	$(1.6 \pm 0.5)\%$	1727
$\pi^+ \pi^- K^+ K^-$	$(9 \pm 4) \times 10^{-3}$	1632
$\rho^0 \pi^+ \pi^-$	$(3.9 \pm 3.5) \times 10^{-3}$	1659
$K^+ \bar{K}^*(892)^0 \pi^- + c.c.$	$(3.2 \pm 2.1) \times 10^{-3}$	1576
$\pi^+ \pi^- \rho \bar{\rho}$	$(1.4 \pm 0.9) \times 10^{-3}$	1381
$\rho \bar{\rho}$	$(8.6 \pm 1.2) \times 10^{-5}$	1483
$\pi^+ \pi^- + K^+ K^-$	$< 2.1 \times 10^{-3}$	-
Radiative decays		
$\gamma J/\psi(1S)$	$(27.3 \pm 1.6)\%$	389

$X_{c2}(1P)$ $J^G(J^{PC}) = 0^+(2^{++})$

Mass $m = 3556.17 \pm 0.13$ MeV
Full width $\Gamma = 2.00 \pm 0.18$ MeV

$X_{c2}(1P)$ DECAY MODES	Fraction (Γ_i/Γ)	Confidence level	ρ (MeV/c)
Hadronic decays			
$2(\pi^+ \pi^-)$	$(2.2 \pm 0.5)\%$	1751	
$\pi^+ \pi^- K^+ K^-$	$(1.9 \pm 0.5)\%$	1656	
$3(\pi^+ \pi^-)$	$(1.2 \pm 0.8)\%$	1707	
$\rho^0 \pi^+ \pi^-$	$(7 \pm 4) \times 10^{-3}$	1683	
$K^+ \bar{K}^*(892)^0 \pi^- + c.c.$	$(4.8 \pm 2.8) \times 10^{-3}$	1601	
$\pi^+ \pi^- \rho \bar{\rho}$	$(3.3 \pm 1.3) \times 10^{-3}$	1410	
$\pi^+ \pi^-$	$(1.9 \pm 1.0) \times 10^{-3}$	1773	
$K^+ K^-$	$(1.5 \pm 1.1) \times 10^{-3}$	1708	
$\rho \bar{\rho}$	$(10.0 \pm 1.0) \times 10^{-5}$	1510	
$J/\psi(1S) \pi^+ \pi^- \pi^0$	$< 1.5 \%$	90% 185	

Radiative decays

$\gamma J/\psi(1S)$	$(13.5 \pm 1.1)\%$	430
$\gamma \gamma$	$(1.6 \pm 0.5) \times 10^{-4}$	1778

$\psi(2S)$ $J^G(J^{PC}) = 0^-(1^{--})$

Mass $m = 3686.00 \pm 0.09$ MeV
Full width $\Gamma = 277 \pm 31$ keV (S = 1.1)
 $\Gamma_{ee} = 2.14 \pm 0.21$ keV (Assuming $\Gamma_{ee} = \Gamma_{\mu\mu}$)

$\psi(2S)$ DECAY MODES	Fraction (Γ_i/Γ)	Scale factor/ Confidence level	ρ (MeV/c)
hadrons	$(96.10 \pm 0.30)\%$	-	-
virtual $\gamma \rightarrow$ hadrons	$(2.9 \pm 0.4)\%$	-	-
$e^+ e^-$	$(8.5 \pm 0.7) \times 10^{-3}$	1843	-
$\mu^+ \mu^-$	$(7.7 \pm 1.7) \times 10^{-3}$	1840	-

Decays into $J/\psi(1S)$ and anything

$J/\psi(1S)$ anything	$(54.2 \pm 3.0)\%$	-
$J/\psi(1S)$ neutrals	$(22.8 \pm 1.7)\%$	-
$J/\psi(1S) \pi^+ \pi^-$	$(30.2 \pm 1.9)\%$	477
$J/\psi(1S) \pi^0 \pi^0$	$(17.9 \pm 1.8)\%$	481
$J/\psi(1S) \eta$	$(2.7 \pm 0.4)\%$	S=1.7 200
$J/\psi(1S) \pi^0$	$(9.7 \pm 2.1) \times 10^{-4}$	527
$J/\psi(1S) \mu^+ \mu^-$	$(10.0 \pm 3.3) \times 10^{-3}$	-

Hadronic decays

$3(\pi^+ \pi^-) \pi^0$	$(3.5 \pm 1.6) \times 10^{-3}$	1746
$2(\pi^+ \pi^-) \pi^0$	$(3.0 \pm 0.8) \times 10^{-3}$	1799
$\pi^+ \pi^- K^+ K^-$	$(1.6 \pm 0.4) \times 10^{-3}$	1726
$\pi^+ \pi^- \rho \bar{\rho}$	$(8.0 \pm 2.0) \times 10^{-4}$	1491
$K^+ \bar{K}^*(892)^0 \pi^- + c.c.$	$(6.7 \pm 2.5) \times 10^{-4}$	1673
$2(\pi^+ \pi^-)$	$(4.5 \pm 1.0) \times 10^{-4}$	1817
$\rho^0 \pi^+ \pi^-$	$(4.2 \pm 1.5) \times 10^{-4}$	1751
$\bar{\rho} \rho$	$(1.9 \pm 0.5) \times 10^{-4}$	1586
$3(\pi^+ \pi^-)$	$(1.5 \pm 1.0) \times 10^{-4}$	1774
$\bar{\rho} \rho \pi^0$	$(1.4 \pm 0.5) \times 10^{-4}$	1543
$K^+ K^-$	$(1.0 \pm 0.7) \times 10^{-4}$	1776
$\pi^+ \pi^- \pi^0$	$(9 \pm 5) \times 10^{-5}$	1830
$\rho \pi$	$< 8.3 \times 10^{-5}$	CL=90% 1760
$\pi^+ \pi^-$	$(8 \pm 5) \times 10^{-5}$	1838
$\Lambda \bar{\Lambda}$	$< 4 \times 10^{-4}$	CL=90% 1467
$\Xi^- \Xi^+ + c.c.$	$< 2 \times 10^{-4}$	CL=90% 1285
$K^+ K^- \pi^0$	$< 2.96 \times 10^{-5}$	CL=90% 1754
$K^+ \bar{K}^*(892)^- + c.c.$	$< 5.4 \times 10^{-5}$	CL=90% 1698

Radiative decays

$\gamma X_{c0}(1P)$	$(9.3 \pm 0.9)\%$	261
$\gamma X_{c1}(1P)$	$(8.7 \pm 0.8)\%$	171
$\gamma X_{c2}(1P)$	$(7.8 \pm 0.8)\%$	127
$\gamma \eta_c(1S)$	$(2.8 \pm 0.6) \times 10^{-3}$	639
$\gamma \eta(958)$	$< 1.1 \times 10^{-3}$	CL=90% 1719
$\gamma \gamma$	$< 1.6 \times 10^{-4}$	CL=90% 1843
$\gamma \eta(1440) \rightarrow \gamma K \bar{K} \pi$	$< 1.2 \times 10^{-4}$	CL=90% 1569

$\psi(3770)$ $J^G(J^{PC}) = ?^?(1^{--})$

Mass $m = 3769.9 \pm 2.5$ MeV (S = 1.8)
Full width $\Gamma = 23.6 \pm 2.7$ MeV (S = 1.1)
 $\Gamma_{ee} = 0.26 \pm 0.04$ keV (S = 1.2)

$\psi(3770)$ DECAY MODES

$D \bar{D}$	dominant	242
$e^+ e^-$	$(1.12 \pm 0.17) \times 10^{-5}$	1.2 1885

$\psi(4040) [??]$ $J^G(J^{PC}) = ?^?(1^{--})$

Mass $m = 4040 \pm 10$ MeV
Full width $\Gamma = 52 \pm 10$ MeV
 $\Gamma_{ee} = 0.75 \pm 0.15$ keV

$\psi(4040)$ DECAY MODES	Fraction (Γ_i/Γ)	ρ (MeV/c)
$e^+ e^-$	$(1.4 \pm 0.4) \times 10^{-5}$	2020
$D^0 \bar{D}^0$	seen	777
$D^*(2007)^0 \bar{D}^0 + c.c.$	seen	578
$D^*(2007)^0 \bar{D}^*(2007)^0$	seen	232

$\psi(4160)$ [$J^{\prime\prime}$] $I^G(J^{PC}) = ?^?(1^{--})$
 Mass $m = 4159 \pm 20$ MeV
 Full width $\Gamma = 78 \pm 20$ MeV
 $\Gamma_{ee} = 0.77 \pm 0.23$ keV

$\psi(4160)$ DECAY MODES	Fraction (Γ_i/Γ)	p (MeV/c)
e^+e^-	$(10 \pm 4) \times 10^{-6}$	2079

$\psi(4415)$ [$J^{\prime\prime}$] $I^G(J^{PC}) = ?^?(1^{--})$
 Mass $m = 4415 \pm 6$ MeV
 Full width $\Gamma = 43 \pm 15$ MeV ($S = 1.8$)
 $\Gamma_{ee} = 0.47 \pm 0.10$ keV

$\psi(4415)$ DECAY MODES	Fraction (Γ_i/Γ)	p (MeV/c)
hadrons	dominant	-
e^+e^-	$(1.1 \pm 0.4) \times 10^{-5}$	2207

$b\bar{b}$ MESONS

$\Upsilon(1S)$ $I^G(J^{PC}) = 0^-(1^{--})$
 Mass $m = 9460.37 \pm 0.21$ MeV ($S = 2.7$)
 Full width $\Gamma = 52.5 \pm 1.8$ keV
 $\Gamma_{ee} = 1.32 \pm 0.05$ keV

$\Upsilon(1S)$ DECAY MODES	Fraction (Γ_i/Γ)	Scale factor/ Confidence level	p (MeV/c)
$\tau^+\tau^-$	$(2.67^{+0.14}_{-0.16})\%$		4384
e^+e^-	$(2.52 \pm 0.17)\%$		4730
$\mu^+\mu^-$	$(2.48 \pm 0.07)\%$	$S=1.1$	4729
Hadronic decays			
$J/\psi(1S)$ anything	$(1.1 \pm 0.4) \times 10^{-3}$		4223
$\rho\pi$	$< 2 \times 10^{-4}$	CL=90%	4698
$\pi^+\pi^-$	$< 5 \times 10^{-4}$	CL=90%	4728
K^+K^-	$< 5 \times 10^{-4}$	CL=90%	4704
$\rho\bar{\rho}$	$< 5 \times 10^{-4}$	CL=90%	4636
Radiative decays			
$\gamma 2h^+2h^-$	$(7.0 \pm 1.5) \times 10^{-4}$		4720
$\gamma 3h^+3h^-$	$(5.4 \pm 2.0) \times 10^{-4}$		4703
$\gamma 4h^+4h^-$	$(7.4 \pm 3.5) \times 10^{-4}$		4679
$\gamma \pi^+\pi^-K^+K^-$	$(2.9 \pm 0.9) \times 10^{-4}$		4686
$\gamma 2\pi^+2\pi^-$	$(2.5 \pm 0.9) \times 10^{-4}$		4720
$\gamma 3\pi^+3\pi^-$	$(2.5 \pm 1.2) \times 10^{-4}$		4703
$\gamma 2\pi^+2\pi^-K^+K^-$	$(2.4 \pm 1.2) \times 10^{-4}$		4658
$\gamma \pi^+\pi^-p\bar{p}$	$(1.5 \pm 0.6) \times 10^{-4}$		4604
$\gamma 2\pi^+2\pi^-p\bar{p}$	$(4 \pm 6) \times 10^{-5}$		4563
$\gamma 2K^+2K^-$	$(2.0 \pm 2.0) \times 10^{-5}$		4601
$\gamma \eta(958)$	$< 1.3 \times 10^{-3}$	CL=90%	4682
$\gamma \eta$	$< 3.5 \times 10^{-4}$	CL=90%	4714
$\gamma f_2'(1525)$	$< 1.4 \times 10^{-4}$	CL=90%	4607
$\gamma f_2(1270)$	$< 1.3 \times 10^{-4}$	CL=90%	4644
$\gamma \eta(1440)$	$< 8.2 \times 10^{-5}$	CL=90%	4624
$\gamma f_1(1710) \rightarrow \gamma K\bar{K}$	$< 2.6 \times 10^{-4}$	CL=90%	4576
$\gamma f_0(2200) \rightarrow \gamma K^+K^-$	$< 2 \times 10^{-4}$	CL=90%	4475
$\gamma f_1(2220) \rightarrow \gamma K^+K^-$	$< 1.5 \times 10^{-5}$	CL=90%	4469
$\gamma \eta(2225) \rightarrow \gamma \phi\phi$	$< 3 \times 10^{-3}$	CL=90%	4469
γX	$< 3 \times 10^{-5}$	CL=90%	-
$X =$ pseudoscalar with $m < 7.2$ GeV			
$\gamma X\bar{X}$	$< 1 \times 10^{-3}$	CL=90%	-
$X\bar{X} =$ vectors with $m < 3.1$ GeV			

$\chi_{b0}(1P)$ [$J^{\prime\prime}$] $I^G(J^{PC}) = 0^+(0^{++})$
 J needs confirmation.
 Mass $m = 9859.8 \pm 1.3$ MeV

$\chi_{b0}(1P)$ DECAY MODES	Fraction (Γ_i/Γ)	Confidence level	p (MeV/c)
$\gamma \Upsilon(1S)$	$< 6\%$	90%	391

$\chi_{b1}(1P)$ [$J^{\prime\prime}$] $I^G(J^{PC}) = 0^+(1^{++})$
 J needs confirmation.
 Mass $m = 9891.9 \pm 0.7$ MeV

$\chi_{b1}(1P)$ DECAY MODES	Fraction (Γ_i/Γ)	p (MeV/c)
$\gamma \Upsilon(1S)$	$(35 \pm 8)\%$	422

$\chi_{b2}(1P)$ [$J^{\prime\prime}$] $I^G(J^{PC}) = 0^+(2^{++})$
 J needs confirmation.
 Mass $m = 9913.2 \pm 0.6$ MeV

$\chi_{b2}(1P)$ DECAY MODES	Fraction (Γ_i/Γ)	p (MeV/c)
$\gamma \Upsilon(1S)$	$(22 \pm 4)\%$	443

$\Upsilon(2S)$ $I^G(J^{PC}) = 0^-(1^{--})$
 Mass $m = 10.02330 \pm 0.00031$ GeV
 Full width $\Gamma = 44 \pm 7$ keV
 $\Gamma_{ee} = 0.520 \pm 0.032$ keV

$\Upsilon(2S)$ DECAY MODES	Fraction (Γ_i/Γ)	Confidence level	p (MeV/c)
$\Upsilon(1S)\pi^+\pi^-$	$(18.5 \pm 0.8)\%$		475
$\Upsilon(1S)\pi^0\pi^0$	$(8.8 \pm 1.1)\%$		480
$\tau^+\tau^-$	$(1.7 \pm 1.6)\%$		4686
$\mu^+\mu^-$	$(1.31 \pm 0.21)\%$		5011
e^+e^-	$(1.18 \pm 0.20)\%$		5012
$\Upsilon(1S)\pi^0$	$< 8 \times 10^{-3}$	90%	531
$\Upsilon(1S)\eta$	$< 2 \times 10^{-3}$	90%	127
$J/\psi(1S)$ anything	$< 6 \times 10^{-3}$	90%	4533
Radiative decays			
$\gamma \chi_{b1}(1P)$	$(6.7 \pm 0.9)\%$		131
$\gamma \chi_{b2}(1P)$	$(6.6 \pm 0.9)\%$		110
$\gamma \chi_{b0}(1P)$	$(4.3 \pm 1.0)\%$		162
$\gamma f_1(1710)$	$< 5.9 \times 10^{-4}$	90%	4866
$\gamma f_2'(1525)$	$< 5.3 \times 10^{-4}$	90%	4896
$\gamma f_2(1270)$	$< 2.41 \times 10^{-4}$	90%	4931

$\chi_{b0}(2P)$ [$J^{\prime\prime}$] $I^G(J^{PC}) = 0^+(0^{++})$
 J needs confirmation.
 Mass $m = 10.2321 \pm 0.0006$ GeV

$\chi_{b0}(2P)$ DECAY MODES	Fraction (Γ_i/Γ)	p (MeV/c)
$\gamma \Upsilon(2S)$	$(4.6 \pm 2.1)\%$	210
$\gamma \Upsilon(1S)$	$(9 \pm 6) \times 10^{-3}$	746

$\chi_{b1}(2P)$ [$J^{\prime\prime}$] $I^G(J^{PC}) = 0^+(1^{++})$
 J needs confirmation.
 Mass $m = 10.2552 \pm 0.0005$ GeV
 $m_{\chi_{b1}(2P)} - m_{\chi_{b0}(2P)} = 23.5 \pm 1.0$ MeV

$\chi_{b1}(2P)$ DECAY MODES	Fraction (Γ_i/Γ)	Scale factor	p (MeV/c)
$\gamma \Upsilon(2S)$	$(21 \pm 4)\%$	1.5	229
$\gamma \Upsilon(1S)$	$(8.5 \pm 1.3)\%$	1.3	764

$\chi_{b2}(2P)$ [$J^{\prime\prime}$] $I^G(J^{PC}) = 0^+(2^{++})$
 J needs confirmation.
 Mass $m = 10.2685 \pm 0.0004$ GeV
 $m_{\chi_{b2}(2P)} - m_{\chi_{b1}(2P)} = 13.5 \pm 0.6$ MeV

$\chi_{b2}(2P)$ DECAY MODES	Fraction (Γ_i/Γ)	p (MeV/c)
$\gamma \Upsilon(2S)$	$(16.2 \pm 2.4)\%$	242
$\gamma \Upsilon(1S)$	$(7.1 \pm 1.0)\%$	776

$\Upsilon(3S)$		$J^{PC} = 0^{-}(1^{--})$	
Mass $m = 10.3553 \pm 0.0005$ GeV			
Full width $\Gamma = 26.3 \pm 3.5$ keV			
$\Upsilon(3S)$ DECAY MODES	Fraction (Γ_i/Γ)	Scale factor/ Confidence level	p (MeV/c)
$\Upsilon(2S)$ anything	(10.6 \pm 0.8) %		296
$\Upsilon(2S)\pi^+\pi^-$	(2.8 \pm 0.6) %	S=2.2	177
$\Upsilon(2S)\pi^0\pi^0$	(2.00 \pm 0.32) %		190
$\Upsilon(2S)\gamma\gamma$	(5.0 \pm 0.7) %		327
$\Upsilon(1S)\pi^+\pi^-$	(4.48 \pm 0.21) %		814
$\Upsilon(1S)\pi^0\pi^0$	(2.06 \pm 0.28) %		816
$\Upsilon(1S)\eta$	< 2.2 $\times 10^{-3}$	CL=90%	—
$\mu^+\mu^-$	(1.81 \pm 0.17) %		5177
e^+e^-	seen		5177
Radiative decays			
$\gamma\chi_{f0}(2P)$	(11.4 \pm 0.8) %	S=1.3	87
$\gamma\chi_{f1}(2P)$	(11.3 \pm 0.6) %		100
$\gamma\chi_{f0}(2P)$	(5.4 \pm 0.6) %	S=1.1	123

$\Upsilon(4S)$ or $\Upsilon(10580)$		$J^{PC} = ?^?(1^{--})$	
Mass $m = 10.5800 \pm 0.0035$ GeV			
Full width $\Gamma = 10 \pm 4$ MeV			
$\Gamma_{ee} = 0.248 \pm 0.031$ keV (S = 1.3)			
$\Upsilon(4S)$ DECAY MODES	Fraction (Γ_i/Γ)	Confidence level	p (MeV/c)
$B\bar{B}$	> 96 %	95%	—
non- $B\bar{B}$	< 4 %	95%	—
e^+e^-	(2.8 \pm 0.7) $\times 10^{-5}$		5290
$J/\psi(3097)$ anything	(2.2 \pm 0.7) $\times 10^{-3}$		—
D^{*+} anything + c.c.	< 7.4 %	90%	5099
ϕ anything	< 2.3 $\times 10^{-3}$	90%	5240
$\Upsilon(1S)$ anything	< 4 $\times 10^{-3}$	90%	1053

$\Upsilon(10860)$		$J^{PC} = ?^?(1^{--})$	
Mass $m = 10.865 \pm 0.008$ GeV (S = 1.1)			
Full width $\Gamma = 110 \pm 13$ MeV			
$\Gamma_{ee} = 0.31 \pm 0.07$ keV (S = 1.3)			
$\Upsilon(10860)$ DECAY MODES	Fraction (Γ_i/Γ)		p (MeV/c)
e^+e^-	(2.8 \pm 0.7) $\times 10^{-6}$		5432

$\Upsilon(11020)$		$J^{PC} = ?^?(1^{--})$	
Mass $m = 11.019 \pm 0.008$ GeV			
Full width $\Gamma = 79 \pm 16$ MeV			
$\Gamma_{ee} = 0.130 \pm 0.030$ keV			
$\Upsilon(11020)$ DECAY MODES	Fraction (Γ_i/Γ)		p (MeV/c)
e^+e^-	(1.6 \pm 0.5) $\times 10^{-6}$		5509

NOTES

In this Summary Table:

When a quantity has "(S = ...)" to its right the error on the quantity has been enlarged by the "scale factor" SF defined as $S = \sqrt{\chi^2/(N-1)}$ where N is the number of measurements used in calculating the quantity. We do this when $S > 1$ which often indicates that the measurements are inconsistent. When $S > 1.25$ we also show in the Particle Listings an ideogram of the measurements. For more about SF see the Introduction.

A decay momentum p is given for each decay mode. For a 2-body decay p is the momentum of each decay product in the rest frame of the decaying particle. For a 3-or-more-body decay p is the largest momentum any of the products can have in this frame.

[a] See the "Note on $\pi^\pm \rightarrow \ell^\pm \nu \gamma$ and $K^\pm \rightarrow \ell^\pm \nu \gamma$ Form Factors" in the π^\pm Particle Listings for definitions and details.

[b] Measurements of $\Gamma(e^+ \nu_e)/\Gamma(\mu^+ \nu_\mu)$ always include decays with γ 's and measurements of $\Gamma(e^+ \nu_e \gamma)$ and $\Gamma(\mu^+ \nu_\mu \gamma)$ never include low-energy γ 's. Therefore since no clean separation is possible we consider the modes with γ 's to be subreactions of the modes without them and let $[\Gamma(e^+ \nu_e) + \Gamma(\mu^+ \nu_\mu)]/\Gamma_{\text{total}} = 100\%$.

[c] See the π^\pm Particle Listings for the energy limits used in this measurement; low-energy γ 's are not included.

[d] Derived from an analysis of neutrino-oscillation experiments.

[e] Astrophysical and cosmological arguments give limits of order 10^{-13} ; see the π^0 Particle Listings.

[f] See the "Note on the Decay Width $\Gamma(\eta \rightarrow \gamma\gamma)$ " in our 1994 edition of Phys. Rev. D50 1 August 1994 Part II p. 1451.

[g] C parity forbids this to occur as a single-photon process.

[h] See the "Note on scalar mesons" in the $f_0(1370)$ Particle Listings. The interpretation of this entry as a particle is controversial.

[i] See the "Note on $\rho(770)$ " in the $\rho(770)$ Particle Listings.

[j] The e^+e^- branching fraction is from $e^+e^- \rightarrow \pi^+\pi^-$ experiments only. The $\omega\rho$ interference is then due to $\omega\rho$ mixing and is expected to be small. If $e\mu$ universality holds $\Gamma(\rho^0 \rightarrow \mu^+\mu^-) = \Gamma(\rho^0 \rightarrow e^+e^-) \times 0.99785$.

[k] See the "Note on scalar mesons" in the $f_0(1370)$ Particle Listings.

[l] See the "Note on $a_1(1260)$ " in the $a_1(1260)$ Particle Listings.

[m] This is only an educated guess; the error given is larger than the error on the average of the published values. See the Particle Listings for details.

[n] See the "Note on the $f_1(1420)$ " in the $\eta(1440)$ Particle Listings.

[o] See also the $\omega(1600)$ Particle Listings.

[p] See the "Note on the $\eta(1440)$ " in the $\eta(1440)$ Particle Listings.

[q] See the "Note on the $\rho(1450)$ and the $\rho(1700)$ " in the $\rho(1700)$ Particle Listings.

[r] See the "Note on non- $q\bar{q}$ mesons" in the Particle Listings (see the index for the page number).

[s] See also the $\omega(1420)$ Particle Listings.

[t] See the "Note on $f_J(1710)$ " in the $f_J(1710)$ Particle Listings.

[u] See the note in the K^\pm Particle Listings.

[v] The definition of the slope parameter g of the $K \rightarrow 3\pi$ Dalitz plot is as follows (see also "Note on Dalitz Plot Parameters for $K \rightarrow 3\pi$ Decays" in the K^\pm Particle Listings):

$$|M|^2 = 1 + g(s_3 - s_0)/m_\pi^2 + \dots$$

- [w] For more details and definitions of parameters see the Particle Listings.
- [x] See the K^\pm Particle Listings for the energy limits used in this measurement.
- [y] Most of this radiative mode's low-momentum γ part is also included in the parent mode listed without γ 's.
- [z] Direct-emission branching fraction.
- [aa] Structure-dependent part.
- [bb] Derived from measured values of $\phi_{+-}\Gamma\phi_{00}\Gamma|\eta|\Gamma|m_{K_L^0} - m_{K_S^0}|\Gamma$ and $\tau_{K_S^0}\Gamma$ as described in the introduction to "Tests of Conservation Laws."
- [cc] The CP -violation parameters are defined as follows (see also "Note on CP Violation in $K_S \rightarrow 3\pi$ " and "Note on CP Violation in K_L^0 Decay" in the Particle Listings):
- $$\eta_{+-} = |\eta_{+-}|e^{i\phi_{+-}} = \frac{A(K_L^0 \rightarrow \pi^+\pi^-)}{A(K_S^0 \rightarrow \pi^+\pi^-)} = \epsilon + \epsilon'$$
- $$\eta_{00} = |\eta_{00}|e^{i\phi_{00}} = \frac{A(K_L^0 \rightarrow \pi^0\pi^0)}{A(K_S^0 \rightarrow \pi^0\pi^0)} = \epsilon - 2\epsilon'$$
- $$\delta = \frac{\Gamma(K_L^0 \rightarrow \pi^-\ell^+\nu) - \Gamma(K_L^0 \rightarrow \pi^+\ell^-\nu)}{\Gamma(K_L^0 \rightarrow \pi^-\ell^+\nu) + \Gamma(K_L^0 \rightarrow \pi^+\ell^-\nu)} \Gamma$$
- $$\text{Im}(\eta_{+-0})^2 = \frac{\Gamma(K_S^0 \rightarrow \pi^+\pi^-\pi^0)^{CP \text{ viol.}}}{\Gamma(K_L^0 \rightarrow \pi^+\pi^-\pi^0)} \Gamma$$
- $$\text{Im}(\eta_{000})^2 = \frac{\Gamma(K_S^0 \rightarrow \pi^0\pi^0\pi^0)}{\Gamma(K_L^0 \rightarrow \pi^0\pi^0\pi^0)}$$
- where for the last two relations CPT is assumed valid i.e., $\text{Re}(\eta_{+-0}) \simeq 0$ and $\text{Re}(\eta_{000}) \simeq 0$.
- [dd] See the K_S^0 Particle Listings for the energy limits used in this measurement.
- [ee] Calculated from K_L^0 semileptonic rates and the K_S^0 lifetime assuming $\Delta Q = \Delta Q$.
- [ff] ϵ'/ϵ is derived from $|\eta_{00}/\eta_{+-}|$ measurements using theoretical input on phases.
- [gg] The value is for the sum of the charge states of particle/antiparticle states indicated.
- [hh] See the K_L^0 Particle Listings for the energy limits used in this measurement.
- [ii] Allowed by higher-order electroweak interactions.
- [jj] Violates CP in leading order. Test of direct CP violation since the indirect CP -violating and CP -conserving contributions are expected to be suppressed.
- [kk] See the "Note on $f_0(1370)$ " in the $f_0(1370)$ Particle Listings and in the 1994 edition.
- [ll] See the note in the $L(1770)$ Particle Listings in Reviews of Modern Physics 56 No. 2 Pt. II (1984) p. S200. See also the "Note on $K_2(1770)$ and the $K_2(1820)$ " in the $K_2(1770)$ Particle Listings.
- [mm] See the "Note on $K_2(1770)$ and the $K_2(1820)$ " in the $K_2(1770)$ Particle Listings.

- [nn] This is a weighted average of D^\pm (44%) and D^0 (56%) branching fractions. See " D^+ and $D^0 \rightarrow (\eta \text{ anything}) / (\text{total } D^+ \text{ and } D^0)$ " under " D^+ Branching Ratios" in the Particle Listings.
- [oo] This value averages the e^+ and μ^+ branching fractions after making a small phase-space adjustment to the μ^+ fraction to be able to use it as an e^+ fraction; hence our ℓ^+ here is really an e^+ .
- [pp] An ℓ indicates an e or a μ mode not a sum over these modes.
- [qq] The branching fraction for this mode may differ from the sum of the submodes that contribute to it due to interference effects. See the relevant papers in the Particle Listings.
- [rr] The two experiments measuring this fraction are in serious disagreement. See the Particle Listings.
- [ss] This mode is not a useful test for a $\Delta C=1$ weak neutral current because both quarks must change flavor in this decay.
- [tt] The $D_L^0 D_S^0$ limits are inferred from the $D^0\text{-}\bar{D}^0$ mixing ratio $\Gamma(K^+\ell^-\bar{\nu}_\ell \text{ (via } \bar{D}^0)) / \Gamma(K^-\ell^+\nu_\ell)$.
- [uu] The larger limit (from E791) allows interference between the doubly Cabibbo-suppressed and mixing amplitudes; the smaller limit (from E691) doesn't. See the papers for details.
- [vv] The experiments on the division of this charge mode amongst its submodes disagree and the submode branching fractions here add up to considerably more than the charged-mode fraction.
- [ww] However these upper limits are in serious disagreement with values obtained in another experiment.
- [xx] For now we average together measurements of the $X e^+ \nu_e$ and $X \mu^+ \nu_\mu$ branching fractions. This is the average not the sum.
- [yy] This branching fraction includes all the decay modes of the final-state resonance.
- [zz] This value includes only $K^+ K^-$ decays of the $f_J(1710)\Gamma$ because branching fractions of this resonance are not known.
- [aaa] This value includes only $\pi^+ \pi^-$ decays of the $f_0(1500)\Gamma$ because branching fractions of this resonance are not known.
- [bbb] B^0 and B_S^0 contributions not separated. Limit is on weighted average of the two decay rates.
- [ccc] These values are model dependent. See "Note on Semileptonic Decays" in the B^+ Particle Listings.
- [ddd] D^{**} stands for the sum of the $D(1^1P_1)\Gamma D(1^3P_0)\Gamma D(1^3P_1)\Gamma D(1^3P_2)\Gamma D(2^1S_0)\Gamma$ and $D(2^1S_1)$ resonances.
- [eee] Inclusive branching fractions have a multiplicity definition and can be greater than 100%.
- [fff] D_J represents an unresolved mixture of pseudoscalar and tensor D^{**} (P -wave) states.
- [ggg] Not a pure measurement. See note at head of B_S^0 Decay Modes.
- [hhh] Includes $p\bar{p}\pi^+\pi^-\gamma$ and excludes $p\bar{p}\eta\Gamma p\bar{p}\omega\Gamma p\bar{p}\eta'\Gamma$.
- [iii] J^{PC} known by production in e^+e^- via single photon annihilation. Γ is not known; interpretation of this state as a single resonance is unclear because of the expectation of substantial threshold effects in this energy region.
- [jjj] Spectroscopic labeling for these states is theoretical pending experimental information.

See also the table of suggested $q\bar{q}$ quark-model assignments in the Quark Model section.

- Indicates particles that appear in the preceding Meson Summary Table. We do not regard the other entries as being established.
- † Indicates that the value of J given is preferred, but needs confirmation.

LIGHT UNFLAVORED ($S = C = B = 0$)		STRANGE ($S = \pm 1, C = B = 0$)		BOTTOM, STRANGE ($B = \pm 1, S = \mp 1$)		
$J^P(J^{PC})$	$J^P(J^{PC})$	$J^P(J^{PC})$	$J^P(J^{PC})$	$J^P(J^{PC})$	$J^P(J^{PC})$	
• π^\pm • π^0 • η • $f_0(400-1200)$ • $\rho(770)$ • $\omega(782)$ • $\eta'(958)$ • $f_0(980)$ • $a_0(980)$ • $\phi(1020)$ • $h_1(1170)$ • $b_1(1235)$ • $a_1(1260)$ • $f_2(1270)$ • $f_1(1285)$ • $\eta(1295)$ • $\pi(1300)$ • $a_2(1320)$ • $f_0(1370)$ • $h_1(1380)$ • $\tilde{\rho}(1405)$ • $f_1(1420)$ • $\omega(1420)$ • $f_2(1430)$ • $\eta(1440)$ • $a_0(1450)$ • $\rho(1450)$ • $f_0(1500)$ • $f_1(1510)$ • $f_2'(1525)$ • $f_2(1565)$ • $\omega(1600)$ • $X(1600)$ • $f_2(1640)$ • $\eta_2(1645)$	$X(1650)$ • $\omega_3(1670)$ • $\pi_2(1670)$ • $\phi(1680)$ • $\rho_3(1690)$ • $\rho(1700)$ • $f_J(1710)$ • $\eta(1760)$ • $X(1775)$ • $\pi(1800)$ • $f_2(1810)$ • $\phi_3(1850)$ • $\eta_2(1870)$ • $X(1910)$ • $f_2(1950)$ • $X(2000)$ • $f_2(2010)$ • $f_0(2020)$ • $a_4(2040)$ • $f_4(2050)$ • $f_0(2060)$ • $\pi_2(2100)$ • $f_2(2150)$ • $\rho(2150)$ • $f_0(2200)$ • $f_J(2220)$ $\eta(2225)$ • $\rho_3(2250)$ • $f_2(2300)$ • $f_4(2300)$ • $f_2(2340)$ • $\rho_5(2350)$ • $a_6(2450)$ • $f_6(2510)$ • $X(3250)$	$0^+(?^-)$ $0^-(3^-)$ $1^-(2^-)$ $0^-(1^-)$ $1^+(3^-)$ $1^+(1^-)$ $0^+(\text{even}^+)$ $0^+(0^-)$ $1^-(?^-)$ $1^-(0^-)$ $0^+(2^+)$ $0^-(3^-)$ $0^+(2^-)$ $0^+(?^+)$ $0^+(2^+)$ $0^+(0^-)$ $1^-(4^+)$ $0^+(4^+)$ $0^+(0^+)$ $1^-(2^-)$ $0^+(2^+)$ $1^+(1^-)$ $0^+(0^+)$ $0^+(2^+ \text{ or } 4^+)$ $0^+(0^-)$ $1^+(3^-)$ $0^+(2^+)$ $1^+(5^-)$ $1^-(6^+)$ $0^+(6^+)$ $?^?(?^?)$	• K^\pm • K^0 • K_S^0 • K_L^0 • $K^*(892)$ • $K_1(1270)$ • $K_1(1400)$ • $K^*(1410)$ • $K_0^*(1430)$ • $K_2^*(1430)$ $K(1460)$ $K_2(1580)$ $K_1(1650)$ • $K^*(1680)$ • $K_2(1770)$ • $K_3^*(1780)$ • $K_2(1820)$ $K(1830)$ $K_0^*(1950)$ $K_2^*(1980)$ • $K_4^*(2045)$ $K_2(2250)$ $K_3(2320)$ $K_5^*(2380)$ $K_4(2500)$ $K(3100)$	$1/2(0^-)$ $1/2(0^-)$ $1/2(0^-)$ $1/2(0^-)$ $1/2(1^-)$ $1/2(1^+)$ $1/2(1^+)$ $1/2(1^-)$ $1/2(0^+)$ $1/2(2^+)$ $1/2(0^-)$ $1/2(2^-)$ $1/2(1^+)$ $1/2(1^-)$ $1/2(2^-)$ $1/2(3^-)$ $1/2(2^-)$ $1/2(0^-)$ $1/2(0^+)$ $1/2(2^+)$ $1/2(4^+)$ $1/2(2^-)$ $1/2(3^+)$ $1/2(5^-)$ $1/2(4^-)$ $?^?(?^?)$	• B_c^0 • B_s^* • $B_{sJ}^*(5850)$ • $\eta_c(1S)$ • $J/\psi(1S)$ • $\chi_{c0}(1P)$ • $\chi_{c1}(1P)$ $h_c(1P)$ • $\chi_{c2}(1P)$ $\eta_c(2S)$ • $\psi(2S)$ • $\psi(3770)$ • $\psi(4040)$ • $\psi(4160)$ • $\psi(4415)$	$0(0^-)$ $0(1^-)$ $?(?^?)$ $0^+(0^-)$ $0^-(1^-)$ $0^-(1^-)$ $0^+(0^+)$ $0^+(1^+)$ $?^?(?^?)$ $0^+(2^+)$ $0^-(1^-)$ $?^?(1^-)$ $?^?(1^-)$ $?^?(1^-)$ $?^?(1^-)$
OTHER LIGHT UNFLAVORED ($S = C = B = 0$)		CHARMED, STRANGE ($C = S = \pm 1$)		BOTTOM, CHARMED ($B = C = \pm 1$)		
$e^+e^-(1100-2200) ?^?(1^-)$ $\bar{N}N(1100-3600)$ $X(1900-3600)$		• D_s^\pm • $D_s^{*\pm}$ • $D_{s1}(2536)^\pm$ • $D_{sJ}(2573)^\pm$		B_c^\pm B_c^0 B_c^*		
		BOTTOM ($B = \pm 1$)		B_c^\pm B_c^0 B_c^* $B_J(5732)$		
				BOTTOM, STRANGE ($B = \pm 1, S = \mp 1$)		
				B_c^\pm B_c^0 B_c^* $B_{sJ}^*(5850)$ • $\eta_c(1S)$ • $J/\psi(1S)$ • $\chi_{c0}(1P)$ • $\chi_{c1}(1P)$ $h_c(1P)$ • $\chi_{c2}(1P)$ $\eta_c(2S)$ • $\psi(2S)$ • $\psi(3770)$ • $\psi(4040)$ • $\psi(4160)$ • $\psi(4415)$		
				NON- $q\bar{q}$ CANDIDATES		
				Non- $q\bar{q}$ Candidates		

BARYON SUMMARY TABLE

This short table gives the name, the quantum numbers (where known), and the status of baryons in the Review. Only the baryons with 3- or 4-star status are included in the main Baryon Summary Table. Due to insufficient data or uncertain interpretation, the other entries in the short table are not established as baryons. The names with masses are of baryons that decay strongly. See our 1986 edition (Physics Letters **170B**) for listings of evidence for Z baryons (KN resonances).

p	P_{11}	****	$\Delta(1232)$	P_{33}	****	Λ	P_{01}	****	Σ^+	P_{11}	****	Ξ^0	P_{11}	****
n	P_{11}	****	$\Delta(1600)$	P_{33}	***	$\Lambda(1405)$	S_{01}	****	Σ^0	P_{11}	****	Ξ^-	P_{11}	****
$N(1440)$	P_{11}	****	$\Delta(1620)$	S_{31}	****	$\Lambda(1520)$	D_{03}	****	Σ^-	P_{11}	****	$\Xi(1530)$	P_{13}	****
$N(1520)$	D_{13}	****	$\Delta(1700)$	D_{33}	****	$\Lambda(1600)$	P_{01}	***	$\Sigma(1385)$	P_{13}	****	$\Xi(1620)$		*
$N(1535)$	S_{11}	****	$\Delta(1750)$	P_{31}	*	$\Lambda(1670)$	S_{01}	****	$\Sigma(1480)$		*	$\Xi(1690)$		***
$N(1650)$	S_{11}	****	$\Delta(1900)$	S_{31}	**	$\Lambda(1690)$	D_{03}	****	$\Sigma(1560)$		**	$\Xi(1820)$	D_{13}	***
$N(1675)$	D_{15}	****	$\Delta(1905)$	F_{35}	****	$\Lambda(1800)$	S_{01}	***	$\Sigma(1580)$	D_{13}	**	$\Xi(1950)$		***
$N(1680)$	F_{15}	****	$\Delta(1910)$	P_{31}	****	$\Lambda(1810)$	P_{01}	***	$\Sigma(1620)$	S_{11}	**	$\Xi(2030)$		***
$N(1700)$	D_{13}	***	$\Delta(1920)$	P_{33}	***	$\Lambda(1820)$	F_{05}	****	$\Sigma(1660)$	P_{11}	***	$\Xi(2120)$		*
$N(1710)$	P_{11}	***	$\Delta(1930)$	D_{35}	***	$\Lambda(1830)$	D_{05}	****	$\Sigma(1670)$	D_{13}	****	$\Xi(2250)$		**
$N(1720)$	P_{13}	****	$\Delta(1940)$	D_{33}	*	$\Lambda(1890)$	P_{03}	****	$\Sigma(1690)$		**	$\Xi(2370)$		**
$N(1900)$	P_{13}	**	$\Delta(1950)$	F_{37}	****	$\Lambda(2000)$		*	$\Sigma(1750)$	S_{11}	***	$\Xi(2500)$		*
$N(1990)$	F_{17}	**	$\Delta(2000)$	F_{35}	**	$\Lambda(2020)$	F_{07}	*	$\Sigma(1770)$	P_{11}	*			
$N(2000)$	F_{15}	**	$\Delta(2150)$	S_{31}	*	$\Lambda(2100)$	G_{07}	****	$\Sigma(1775)$	D_{15}	****	Ω^-		****
$N(2080)$	D_{13}	**	$\Delta(2200)$	G_{37}	*	$\Lambda(2110)$	F_{05}	***	$\Sigma(1840)$	P_{13}	*	$\Omega(2250)^-$		***
$N(2090)$	S_{11}	*	$\Delta(2300)$	H_{39}	**	$\Lambda(2325)$	D_{03}	*	$\Sigma(1880)$	P_{11}	**	$\Omega(2380)^-$		**
$N(2100)$	P_{11}	*	$\Delta(2350)$	D_{35}	*	$\Lambda(2350)$	H_{09}	***	$\Sigma(1915)$	F_{15}	****	$\Omega(2470)^-$		**
$N(2190)$	G_{17}	****	$\Delta(2390)$	F_{37}	*	$\Lambda(2585)$		**	$\Sigma(1940)$	D_{13}	***			
$N(2200)$	D_{15}	**	$\Delta(2400)$	G_{39}	**				$\Sigma(2000)$	S_{11}	*	Λ_c^+		****
$N(2220)$	H_{19}	****	$\Delta(2420)$	$H_{3,11}$	****				$\Sigma(2030)$	F_{17}	****	$\Lambda_c(2593)^+$		***
$N(2250)$	G_{19}	****	$\Delta(2750)$	$h_{3,13}$	**				$\Sigma(2070)$	F_{15}	*	$\Lambda_c(2625)^+$		***
$N(2600)$	$h_{1,11}$	***	$\Delta(2950)$	$K_{3,15}$	**				$\Sigma(2080)$	P_{13}	**	$\Sigma_c(2455)$		****
$N(2700)$	$K_{1,13}$	**							$\Sigma(2100)$	G_{17}	*	$\Sigma_c(2520)$		***
									$\Sigma(2250)$		***	Ξ_c^+		***
									$\Sigma(2455)$		**	Ξ_c^0		***
									$\Sigma(2620)$		**	$\Xi_c(2645)$		***
									$\Sigma(3000)$		*	Ω_c^0		***
									$\Sigma(3170)$		*			
												Λ_b^0		***
												Ξ_b^0, Ξ_b^-		*

- **** Existence is certain, and properties are at least fairly well explored.
- *** Existence ranges from very likely to certain, but further confirmation is desirable and/or quantum numbers, branching fractions, etc. are not well determined.
- ** Evidence of existence is only fair.
- * Evidence of existence is poor.

N BARYONS
 $(S = 0, I = 1/2)$
 $p\bar{p}N^+ = uud, \quad n\bar{n}N^0 = udd$

p

$$I(J^P) = \frac{1}{2}(\frac{1}{2}^+)$$

Mass $m = 938.27231 \pm 0.00028$ MeV [a]
 $= 1.007276470 \pm 0.000000012$ u
 $\frac{q_p}{m_p} / (\frac{q_e}{m_e}) = 1.0000000015 \pm 0.0000000011$
 $|q_p + q_p|/e < 2 \times 10^{-5}$
 $|q_p + q_e|/e < 1.0 \times 10^{-21}$ [b]
 Magnetic moment $\mu = 2.79284739 \pm 0.00000006 \mu_N$
 Electric dipole moment $d = (-4 \pm 6) \times 10^{-23}$ ecm
 Electric polarizability $\bar{\alpha} = (12.1 \pm 0.9) \times 10^{-4}$ fm³
 Magnetic polarizability $\bar{\beta} = (2.1 \pm 0.9) \times 10^{-4}$ fm³
 Mean life $\tau > 1.6 \times 10^{25}$ years (independent of mode)
 $> 10^{31}$ to 5×10^{32} years [c] (mode dependent)

Below for N decays \bar{p} and n distinguish proton and neutron partial lifetimes. See also the "Note on Nucleon Decay" in our 1994 edition (Phys. Rev. D50(1994)1673) for a short review.

The "partial mean life" limits tabulated here are the limits on τ/B_i where τ is the total mean life and B_i is the branching fraction for the mode in question.

p DECAY MODES	Partial mean life (10 ¹⁰ years)	Confidence level	p (MeV/c)
Antilepton + meson			
$N \rightarrow e^+\pi$	$> 130 (n)\Gamma > 550 (p)$	90%	459
$N \rightarrow \mu^+\pi$	$> 100 (n)\Gamma > 270 (p)$	90%	453
$N \rightarrow \nu\pi$	$> 100 (n)\Gamma > 25 (p)$	90%	459
$p \rightarrow e^+\eta$	> 140	90%	309
$p \rightarrow \mu^+\eta$	> 69	90%	296
$N \rightarrow \nu\eta$	> 54	90%	310
$N \rightarrow e^+\rho$	$> 58 (n)\Gamma > 75 (p)$	90%	153
$N \rightarrow \mu^+\rho$	$> 23 (n)\Gamma > 110 (p)$	90%	119
$N \rightarrow \nu\rho$	$> 19 (n)\Gamma > 27 (p)$	90%	153
$p \rightarrow e^+\omega$	> 45	90%	142
$p \rightarrow \mu^+\omega$	> 57	90%	104
$N \rightarrow \nu\omega$	> 43	90%	144
$N \rightarrow e^+K$	$> 1.3 (n)\Gamma > 150 (p)$	90%	337
$p \rightarrow e^+K_S^0$	> 76	90%	337
$p \rightarrow e^+K_L^0$	> 44	90%	337
$N \rightarrow \mu^+K$	$> 1.1 (n)\Gamma > 120 (p)$	90%	326
$p \rightarrow \mu^+K_S^0$	> 64	90%	326
$p \rightarrow \mu^+K_L^0$	> 44	90%	326
$N \rightarrow \nu K$	$> 86 (n)\Gamma > 100 (p)$	90%	339
$p \rightarrow e^+K^*(892)^0$	> 52	90%	45
$N \rightarrow \nu K^*(892)$	$> 22 (n)\Gamma > 20 (p)$	90%	45
Antilepton + mesons			
$p \rightarrow e^+\pi^+\pi^-$	> 21	90%	448
$p \rightarrow e^+\pi^0\pi^0$	> 38	90%	449
$n \rightarrow e^+\pi^-\pi^0$	> 32	90%	449
$p \rightarrow \mu^+\pi^+\pi^-$	> 17	90%	425
$p \rightarrow \mu^+\pi^0\pi^0$	> 33	90%	427
$n \rightarrow \mu^+\pi^-\pi^0$	> 33	90%	427
$n \rightarrow e^+K^0\pi^-$	> 18	90%	319
Lepton + meson			
$n \rightarrow e^-\pi^+$	> 65	90%	459
$n \rightarrow \mu^-\pi^+$	> 49	90%	453
$n \rightarrow e^-\rho^+$	> 62	90%	154
$n \rightarrow \mu^-\rho^+$	> 7	90%	120
$n \rightarrow e^-K^+$	> 32	90%	340
$n \rightarrow \mu^-K^+$	> 57	90%	330
Lepton + mesons			
$p \rightarrow e^-\pi^+\pi^+$	> 30	90%	448
$n \rightarrow e^-\pi^+\pi^0$	> 29	90%	449
$p \rightarrow \mu^-\pi^+\pi^+$	> 17	90%	425
$n \rightarrow \mu^-\pi^+\pi^0$	> 34	90%	427
$p \rightarrow e^-\pi^+K^+$	> 20	90%	320
$p \rightarrow \mu^-\pi^+K^+$	> 5	90%	279

Antilepton + photon(s)

$p \rightarrow e^+\gamma$	> 460	90%	469
$p \rightarrow \mu^+\gamma$	> 380	90%	463
$n \rightarrow \nu\gamma$	> 24	90%	470
$p \rightarrow e^+\gamma\gamma$	> 100	90%	469

Three (or more) leptons

$p \rightarrow e^+e^+e^-$	> 510	90%	469
$p \rightarrow e^+\mu^+\mu^-$	> 81	90%	457
$p \rightarrow e^+\nu\nu$	> 11	90%	469
$n \rightarrow e^+e^-\nu$	> 74	90%	470
$n \rightarrow \mu^+e^-\nu$	> 47	90%	464
$n \rightarrow \mu^+\mu^-\nu$	> 42	90%	458
$p \rightarrow \mu^+e^+e^-$	> 91	90%	464
$p \rightarrow \mu^+\mu^+\mu^-$	> 190	90%	439
$p \rightarrow \mu^+\nu\nu$	> 21	90%	463
$p \rightarrow e^-\mu^+\mu^+$	> 6	90%	457
$n \rightarrow 3\nu$	> 0.0005	90%	470

Inclusive modes

$N \rightarrow e^+$ anything	$> 0.6 (n\bar{p})$	90%	-
$N \rightarrow \mu^+$ anything	$> 12 (n\bar{p})$	90%	-
$N \rightarrow e^+\pi^0$ anything	$> 0.6 (n\bar{p})$	90%	-

$\Delta B = 2$ dinucleon modes

The following are lifetime limits per iron nucleus.

$p\bar{p} \rightarrow \pi^+\pi^+$	> 0.7	90%	-
$p\bar{n} \rightarrow \pi^+\pi^0$	> 2	90%	-
$n\bar{n} \rightarrow \pi^+\pi^-$	> 0.7	90%	-
$n\bar{n} \rightarrow \pi^0\pi^0$	> 3.4	90%	-
$p\bar{p} \rightarrow e^+e^+$	> 5.8	90%	-
$p\bar{p} \rightarrow e^+\mu^+$	> 3.6	90%	-
$p\bar{p} \rightarrow \mu^+\mu^+$	> 1.7	90%	-
$p\bar{n} \rightarrow e^+\bar{\nu}$	> 2.8	90%	-
$p\bar{n} \rightarrow \mu^+\bar{\nu}$	> 1.6	90%	-
$n\bar{n} \rightarrow \nu_e\bar{\nu}_e$	> 0.000012	90%	-
$n\bar{n} \rightarrow \nu_\mu\bar{\nu}_\mu$	> 0.000006	90%	-

\bar{p} DECAY MODES

\bar{p} DECAY MODES	Partial mean life (years)	Confidence level	p (MeV/c)
$\bar{p} \rightarrow e^-\gamma$	> 1848	95%	469
$\bar{p} \rightarrow e^-\pi^0$	> 554	95%	459
$\bar{p} \rightarrow e^-\eta$	> 171	95%	309
$\bar{p} \rightarrow e^-K_S^0$	> 29	95%	337
$\bar{p} \rightarrow e^-K_L^0$	> 9	95%	337

n

$$I(J^P) = \frac{1}{2}(\frac{1}{2}^+)$$

Mass $m = 939.56563 \pm 0.00028$ MeV [a]
 $= 1.008664904 \pm 0.000000014$ u
 $m_n - m_p = 1.293318 \pm 0.000009$ MeV
 $= 0.001388434 \pm 0.000000009$ u
 Mean life $\tau = 886.7 \pm 1.9$ s ($S = 1.2$)
 $c\tau = 2.658 \times 10^8$ km
 Magnetic moment $\mu = -1.9130428 \pm 0.0000005 \mu_N$
 Electric dipole moment $d < 0.97 \times 10^{-25}$ ecm $\Gamma_{CL} = 90\%$
 Electric polarizability $\alpha = (0.98_{-0.23}^{+0.19}) \times 10^{-3}$ fm³ ($S = 1.1$)
 Charge $q = (-0.4 \pm 1.1) \times 10^{-21}$ e
 Mean $n\bar{n}$ -oscillation time $> 1.2 \times 10^8$ s $\Gamma_{CL} = 90\%$ [d] (bound n)
 $> 0.86 \times 10^8$ s $\Gamma_{CL} = 90\%$ (free n)

Decay parameters [e]

$pe^-\bar{\nu}_e$	$g_A/g_V = -1.2670 \pm 0.0035$ ($S = 1.9$)
"	$A = -0.1162 \pm 0.0013$ ($S = 1.8$)
"	$B = 0.990 \pm 0.008$
"	$a = -0.102 \pm 0.005$
"	$\phi_{AV} = (180.07 \pm 0.18)^\circ$ [f]
"	$D = (-0.5 \pm 1.4) \times 10^{-3}$

n DECAY MODES	Fraction (Γ_i/Γ)	Confidence level	p (MeV/c)
$pe^-\bar{\nu}_e$	100%		1.19
Charge conservation (Q) violating mode			
$p\nu_e\bar{\nu}_e$	$Q < 8 \times 10^{-27}$	68%	1.29

$N(1440) P_{11}$

$$I(J^P) = \frac{1}{2}(\frac{1}{2}^+)$$

Breit-Wigner mass = 1430 to 1470 (\approx 1440) MeV
 Breit-Wigner full width = 250 to 450 (\approx 350) MeV
 $p_{\text{beam}} = 0.61 \text{ GeV}/c$ $4\pi\mathcal{R}^2 = 31.0 \text{ mb}$
 Re(pole position) = 1345 to 1385 (\approx 1365) MeV
 $-2\text{Im}(\text{pole position}) = 160 \text{ to } 260$ (\approx 210) MeV

$N(1440)$ DECAY MODES	Fraction (Γ_i/Γ)	ρ (MeV/c)
$N\pi$	60-70%	397
$N\pi\pi$	30-40%	342
$\Delta\pi$	20-30%	143
$N\rho$	<8%	†
$N(\pi\pi)_{S\text{-wave}}^{J=0}$	5-10%	-
$p\gamma$	0.035-0.048%	414
$p\gamma$ helicity=1/2	0.035-0.048%	414
$n\gamma$	0.009-0.032%	413
$n\gamma$ helicity=1/2	0.009-0.032%	413

 $N(1520) D_{13}$

$$I(J^P) = \frac{1}{2}(\frac{3}{2}^-)$$

Breit-Wigner mass = 1515 to 1530 (\approx 1520) MeV
 Breit-Wigner full width = 110 to 135 (\approx 120) MeV
 $p_{\text{beam}} = 0.74 \text{ GeV}/c$ $4\pi\mathcal{R}^2 = 23.5 \text{ mb}$
 Re(pole position) = 1505 to 1515 (\approx 1510) MeV
 $-2\text{Im}(\text{pole position}) = 110 \text{ to } 120$ (\approx 115) MeV

$N(1520)$ DECAY MODES	Fraction (Γ_i/Γ)	ρ (MeV/c)
$N\pi$	50-60%	456
$N\pi\pi$	40-50%	410
$\Delta\pi$	15-25%	228
$N\rho$	15-25%	†
$N(\pi\pi)_{S\text{-wave}}^{J=0}$	<8%	-
$p\gamma$	0.46-0.56%	470
$p\gamma$ helicity=1/2	0.001-0.034%	470
$p\gamma$ helicity=3/2	0.44-0.53%	470
$n\gamma$	0.30-0.53%	470
$n\gamma$ helicity=1/2	0.04-0.10%	470
$n\gamma$ helicity=3/2	0.25-0.45%	470

 $N(1535) S_{11}$

$$I(J^P) = \frac{1}{2}(\frac{1}{2}^-)$$

Breit-Wigner mass = 1520 to 1555 (\approx 1535) MeV
 Breit-Wigner full width = 100 to 250 (\approx 150) MeV
 $p_{\text{beam}} = 0.76 \text{ GeV}/c$ $4\pi\mathcal{R}^2 = 22.5 \text{ mb}$
 Re(pole position) = 1495 to 1515 (\approx 1505) MeV
 $-2\text{Im}(\text{pole position}) = 90 \text{ to } 250$ (\approx 170) MeV

$N(1535)$ DECAY MODES	Fraction (Γ_i/Γ)	ρ (MeV/c)
$N\pi$	35-55%	467
$N\eta$	30-55%	182
$N\pi\pi$	1-10%	422
$\Delta\pi$	<1%	242
$N\rho$	<4%	†
$N(\pi\pi)_{S\text{-wave}}^{J=0}$	<3%	-
$N(1440)\pi$	<7%	†
$p\gamma$	0.15-0.35%	481
$p\gamma$ helicity=1/2	0.15-0.35%	481
$n\gamma$	0.004-0.29%	480
$n\gamma$ helicity=1/2	0.004-0.29%	480

 $N(1650) S_{11}$

$$I(J^P) = \frac{1}{2}(\frac{1}{2}^-)$$

Breit-Wigner mass = 1640 to 1680 (\approx 1650) MeV
 Breit-Wigner full width = 145 to 190 (\approx 150) MeV
 $p_{\text{beam}} = 0.96 \text{ GeV}/c$ $4\pi\mathcal{R}^2 = 16.4 \text{ mb}$
 Re(pole position) = 1640 to 1680 (\approx 1660) MeV
 $-2\text{Im}(\text{pole position}) = 150 \text{ to } 170$ (\approx 160) MeV

$N(1650)$ DECAY MODES	Fraction (Γ_i/Γ)	ρ (MeV/c)
$N\pi$	55-90%	547
$N\eta$	3-10%	346
ΛK	3-11%	161
$N\pi\pi$	10-20%	511
$\Delta\pi$	1-7%	344
$N\rho$	4-12%	†
$N(\pi\pi)_{S\text{-wave}}^{J=0}$	<4%	-
$N(1440)\pi$	<5%	147
$p\gamma$	0.04-0.18%	558
$p\gamma$ helicity=1/2	0.04-0.18%	558
$n\gamma$	0.003-0.17%	557
$n\gamma$ helicity=1/2	0.003-0.17%	557

 $N(1675) D_{15}$

$$I(J^P) = \frac{1}{2}(\frac{5}{2}^-)$$

Breit-Wigner mass = 1670 to 1685 (\approx 1675) MeV
 Breit-Wigner full width = 140 to 180 (\approx 150) MeV
 $p_{\text{beam}} = 1.01 \text{ GeV}/c$ $4\pi\mathcal{R}^2 = 15.4 \text{ mb}$
 Re(pole position) = 1655 to 1665 (\approx 1660) MeV
 $-2\text{Im}(\text{pole position}) = 125 \text{ to } 155$ (\approx 140) MeV

$N(1675)$ DECAY MODES	Fraction (Γ_i/Γ)	ρ (MeV/c)
$N\pi$	40-50%	563
ΛK	<1%	209
$N\pi\pi$	50-60%	529
$\Delta\pi$	50-60%	364
$N\rho$	<1-3%	†
$p\gamma$	0.004-0.023%	575
$p\gamma$ helicity=1/2	0.0-0.015%	575
$p\gamma$ helicity=3/2	0.0-0.011%	575
$n\gamma$	0.02-0.12%	574
$n\gamma$ helicity=1/2	0.006-0.046%	574
$n\gamma$ helicity=3/2	0.01-0.08%	574

 $N(1680) F_{15}$

$$I(J^P) = \frac{1}{2}(\frac{5}{2}^+)$$

Breit-Wigner mass = 1675 to 1690 (\approx 1680) MeV
 Breit-Wigner full width = 120 to 140 (\approx 130) MeV
 $p_{\text{beam}} = 1.01 \text{ GeV}/c$ $4\pi\mathcal{R}^2 = 15.2 \text{ mb}$
 Re(pole position) = 1665 to 1675 (\approx 1670) MeV
 $-2\text{Im}(\text{pole position}) = 105 \text{ to } 135$ (\approx 120) MeV

$N(1680)$ DECAY MODES	Fraction (Γ_i/Γ)	ρ (MeV/c)
$N\pi$	60-70%	567
$N\pi\pi$	30-40%	532
$\Delta\pi$	5-15%	369
$N\rho$	3-15%	†
$N(\pi\pi)_{S\text{-wave}}^{J=0}$	5-20%	-
$p\gamma$	0.21-0.32%	578
$p\gamma$ helicity=1/2	0.001-0.011%	578
$p\gamma$ helicity=3/2	0.20-0.32%	578
$n\gamma$	0.021-0.046%	577
$n\gamma$ helicity=1/2	0.004-0.029%	577
$n\gamma$ helicity=3/2	0.01-0.024%	577

$N(1700) D_{13}$

$$I(J^P) = \frac{1}{2}(\frac{3}{2}^-)$$

Breit-Wigner mass = 1650 to 1750 (≈ 1700) MeV
 Breit-Wigner full width = 50 to 150 (≈ 100) MeV
 $p_{\text{beam}} = 1.05 \text{ GeV}/c$ $4\pi\chi^2 = 14.5 \text{ mb}$
 Re(pole position) = 1630 to 1730 (≈ 1680) MeV
 $-2\text{Im}(\text{pole position}) = 50 \text{ to } 150$ (≈ 100) MeV

$N(1700)$ DECAY MODES	Fraction (Γ_i/Γ)	ρ (MeV/c)
$N\pi$	5-15 %	580
ΛK	<3 %	250
$N\pi\pi$	85-95 %	547
$N\rho$	<35 %	†
$p\gamma$	0.01-0.05 %	591
$p\gamma$ Helicity=1/2	0.0-0.024 %	591
$p\gamma$ Helicity=3/2	0.002-0.026 %	591
$n\gamma$	0.01-0.13 %	590
$n\gamma$ Helicity=1/2	0.0-0.09 %	590
$n\gamma$ Helicity=3/2	0.01-0.05 %	590

 $N(1710) P_{11}$

$$I(J^P) = \frac{1}{2}(\frac{1}{2}^+)$$

Breit-Wigner mass = 1680 to 1740 (≈ 1710) MeV
 Breit-Wigner full width = 50 to 250 (≈ 100) MeV
 $p_{\text{beam}} = 1.07 \text{ GeV}/c$ $4\pi\chi^2 = 14.2 \text{ mb}$
 Re(pole position) = 1670 to 1770 (≈ 1720) MeV
 $-2\text{Im}(\text{pole position}) = 80 \text{ to } 380$ (≈ 230) MeV

$N(1710)$ DECAY MODES	Fraction (Γ_i/Γ)	ρ (MeV/c)
$N\pi$	10-20 %	587
ΛK	5-25 %	264
$N\pi\pi$	40-90 %	554
$\Delta\pi$	15-40 %	393
$N\rho$	5-25 %	48
$N(\pi\pi)_{S=0}^{\text{wave}}$	10-40 %	-
$p\gamma$	0.002-0.05 %	598
$p\gamma$ Helicity=1/2	0.002-0.05 %	598
$n\gamma$	0.0-0.02 %	597
$n\gamma$ Helicity=1/2	0.0-0.02 %	597

 $N(1720) P_{13}$

$$I(J^P) = \frac{1}{2}(\frac{3}{2}^+)$$

Breit-Wigner mass = 1650 to 1750 (≈ 1720) MeV
 Breit-Wigner full width = 100 to 200 (≈ 150) MeV
 $p_{\text{beam}} = 1.09 \text{ GeV}/c$ $4\pi\chi^2 = 13.9 \text{ mb}$
 Re(pole position) = 1650 to 1750 (≈ 1700) MeV
 $-2\text{Im}(\text{pole position}) = 110 \text{ to } 390$ (≈ 250) MeV

$N(1720)$ DECAY MODES	Fraction (Γ_i/Γ)	ρ (MeV/c)
$N\pi$	10-20 %	594
ΛK	1-15 %	278
$N\pi\pi$	>70 %	561
$N\rho$	70-85 %	104
$p\gamma$	0.003-0.10 %	604
$p\gamma$ Helicity=1/2	0.003-0.08 %	604
$p\gamma$ Helicity=3/2	0.001-0.03 %	604
$n\gamma$	0.002-0.39 %	603
$n\gamma$ Helicity=1/2	0.0-0.002 %	603
$n\gamma$ Helicity=3/2	0.001-0.39 %	603

 $N(2190) G_{17}$

$$I(J^P) = \frac{1}{2}(\frac{7}{2}^-)$$

Breit-Wigner mass = 2100 to 2200 (≈ 2190) MeV
 Breit-Wigner full width = 350 to 550 (≈ 450) MeV
 $p_{\text{beam}} = 2.07 \text{ GeV}/c$ $4\pi\chi^2 = 6.21 \text{ mb}$
 Re(pole position) = 1950 to 2150 (≈ 2050) MeV
 $-2\text{Im}(\text{pole position}) = 350 \text{ to } 550$ (≈ 450) MeV

$N(2190)$ DECAY MODES	Fraction (Γ_i/Γ)	ρ (MeV/c)
$N\pi$	10-20 %	888

 $N(2220) H_{19}$

$$I(J^P) = \frac{1}{2}(\frac{9}{2}^+)$$

Breit-Wigner mass = 2180 to 2310 (≈ 2220) MeV
 Breit-Wigner full width = 320 to 550 (≈ 400) MeV
 $p_{\text{beam}} = 2.14 \text{ GeV}/c$ $4\pi\chi^2 = 5.97 \text{ mb}$
 Re(pole position) = 2100 to 2240 (≈ 2170) MeV
 $-2\text{Im}(\text{pole position}) = 370 \text{ to } 570$ (≈ 470) MeV

$N(2220)$ DECAY MODES	Fraction (Γ_i/Γ)	ρ (MeV/c)
$N\pi$	10-20 %	905

 $N(2250) G_{19}$

$$I(J^P) = \frac{1}{2}(\frac{9}{2}^-)$$

Breit-Wigner mass = 2170 to 2310 (≈ 2250) MeV
 Breit-Wigner full width = 290 to 470 (≈ 400) MeV
 $p_{\text{beam}} = 2.21 \text{ GeV}/c$ $4\pi\chi^2 = 5.74 \text{ mb}$
 Re(pole position) = 2080 to 2200 (≈ 2140) MeV
 $-2\text{Im}(\text{pole position}) = 280 \text{ to } 680$ (≈ 480) MeV

$N(2250)$ DECAY MODES	Fraction (Γ_i/Γ)	ρ (MeV/c)
$N\pi$	5-15 %	923

 $N(2600) \frac{1}{2}^+_{11}$

$$I(J^P) = \frac{1}{2}(\frac{11}{2}^-)$$

Breit-Wigner mass = 2550 to 2750 (≈ 2600) MeV
 Breit-Wigner full width = 500 to 800 (≈ 650) MeV
 $p_{\text{beam}} = 3.12 \text{ GeV}/c$ $4\pi\chi^2 = 3.86 \text{ mb}$

$N(2600)$ DECAY MODES	Fraction (Γ_i/Γ)	ρ (MeV/c)
$N\pi$	5-10 %	1126

Δ BARYONS

(S = 0, I = 3/2)

$$\Delta^{++} = uuu\bar{d} \quad \Delta^+ = uud\bar{d} \quad \Delta^0 = udd\bar{d} \quad \Delta^- = ddd$$

 $\Delta(1232) P_{33}$

$$I(J^P) = \frac{3}{2}(\frac{3}{2}^+)$$

Breit-Wigner mass (mixed charges) = 1230 to 1234 (≈ 1232) MeV
 Breit-Wigner full width (mixed charges) = 115 to 125 (≈ 120) MeV
 $p_{\text{beam}} = 0.30 \text{ GeV}/c$ $4\pi\chi^2 = 94.8 \text{ mb}$
 Re(pole position) = 1209 to 1211 (≈ 1210) MeV
 $-2\text{Im}(\text{pole position}) = 98 \text{ to } 102$ (≈ 100) MeV

$\Delta(1232)$ DECAY MODES	Fraction (Γ_i/Γ)	ρ (MeV/c)
$N\pi$	>99 %	227
$N\gamma$	0.52-0.60 %	259
$N\gamma$ Helicity=1/2	0.11-0.13 %	259
$N\gamma$ Helicity=3/2	0.41-0.47 %	259

 $\Delta(1600) P_{33}$

$$I(J^P) = \frac{3}{2}(\frac{3}{2}^+)$$

Breit-Wigner mass = 1550 to 1700 (≈ 1600) MeV
 Breit-Wigner full width = 250 to 450 (≈ 350) MeV
 $p_{\text{beam}} = 0.87 \text{ GeV}/c$ $4\pi\chi^2 = 18.6 \text{ mb}$
 Re(pole position) = 1500 to 1700 (≈ 1600) MeV
 $-2\text{Im}(\text{pole position}) = 200 \text{ to } 400$ (≈ 300) MeV

$\Delta(1600)$ DECAY MODES	Fraction (Γ_i/Γ)	ρ (MeV/c)
$N\pi$	10-25 %	512
$N\pi\pi$	75-90 %	473
$\Delta\pi$	40-70 %	301
$N\rho$	<25 %	†
$N(1440)\pi$	10-35 %	74
$N\gamma$	0.001-0.02 %	525
$N\gamma$ Helicity=1/2	0.0-0.02 %	525
$N\gamma$ Helicity=3/2	0.001-0.005 %	525

$\Delta(1620) S_{31}$

$$I(J^P) = \frac{3}{2}(\frac{1}{2}^-)$$

Breit-Wigner mass = 1615 to 1675 (≈ 1620) MeV
 Breit-Wigner full width = 120 to 180 (≈ 150) MeV
 $p_{\text{beam}} = 0.91 \text{ GeV}/c$ $4\pi\chi^2 = 17.7 \text{ mb}$
 Re(pole position) = 1580 to 1620 (≈ 1600) MeV
 $-\text{Im}(\text{pole position}) = 100 \text{ to } 130$ (≈ 115) MeV

$\Delta(1620)$ DECAY MODES	Fraction (Γ_i/Γ)	p (MeV/c)
$N\pi$	20-30%	526
$N\pi\pi$	70-80%	488
$\Delta\pi$	30-60%	318
$N\rho$	7-25%	†
$N\gamma$	0.004-0.044 %	538
$N\gamma$ helicity=1/2	0.004-0.044 %	538

 $\Delta(1700) D_{33}$

$$I(J^P) = \frac{3}{2}(\frac{3}{2}^-)$$

Breit-Wigner mass = 1670 to 1770 (≈ 1700) MeV
 Breit-Wigner full width = 200 to 400 (≈ 300) MeV
 $p_{\text{beam}} = 1.05 \text{ GeV}/c$ $4\pi\chi^2 = 14.5 \text{ mb}$
 Re(pole position) = 1620 to 1700 (≈ 1660) MeV
 $-\text{Im}(\text{pole position}) = 150 \text{ to } 250$ (≈ 200) MeV

$\Delta(1700)$ DECAY MODES	Fraction (Γ_i/Γ)	p (MeV/c)
$N\pi$	10-20%	580
$N\pi\pi$	80-90%	547
$\Delta\pi$	30-60%	385
$N\rho$	30-55%	†
$N\gamma$	0.12-0.26 %	591
$N\gamma$ helicity=1/2	0.08-0.16 %	591
$N\gamma$ helicity=3/2	0.025-0.12 %	591

 $\Delta(1905) F_{35}$

$$I(J^P) = \frac{3}{2}(\frac{5}{2}^+)$$

Breit-Wigner mass = 1870 to 1920 (≈ 1905) MeV
 Breit-Wigner full width = 280 to 440 (≈ 350) MeV
 $p_{\text{beam}} = 1.45 \text{ GeV}/c$ $4\pi\chi^2 = 9.62 \text{ mb}$
 Re(pole position) = 1800 to 1860 (≈ 1830) MeV
 $-\text{Im}(\text{pole position}) = 230 \text{ to } 330$ (≈ 280) MeV

$\Delta(1905)$ DECAY MODES	Fraction (Γ_i/Γ)	p (MeV/c)
$N\pi$	5-15 %	713
$N\pi\pi$	85-95 %	687
$\Delta\pi$	<25 %	542
$N\rho$	>60 %	421
$N\gamma$	0.01-0.03 %	721
$N\gamma$ helicity=1/2	0.0-0.1 %	721
$N\gamma$ helicity=3/2	0.004-0.03 %	721

 $\Delta(1910) P_{31}$

$$I(J^P) = \frac{3}{2}(\frac{1}{2}^+)$$

Breit-Wigner mass = 1870 to 1920 (≈ 1910) MeV
 Breit-Wigner full width = 190 to 270 (≈ 250) MeV
 $p_{\text{beam}} = 1.46 \text{ GeV}/c$ $4\pi\chi^2 = 9.54 \text{ mb}$
 Re(pole position) = 1830 to 1880 (≈ 1855) MeV
 $-\text{Im}(\text{pole position}) = 200 \text{ to } 500$ (≈ 350) MeV

$\Delta(1910)$ DECAY MODES	Fraction (Γ_i/Γ)	p (MeV/c)
$N\pi$	15-30 %	716
$N\gamma$	0.0-0.2 %	725
$N\gamma$ helicity=1/2	0.0-0.2 %	725

 $\Delta(1920) P_{33}$

$$I(J^P) = \frac{3}{2}(\frac{3}{2}^+)$$

Breit-Wigner mass = 1900 to 1970 (≈ 1920) MeV
 Breit-Wigner full width = 150 to 300 (≈ 200) MeV
 $p_{\text{beam}} = 1.48 \text{ GeV}/c$ $4\pi\chi^2 = 9.37 \text{ mb}$
 Re(pole position) = 1850 to 1950 (≈ 1900) MeV
 $-\text{Im}(\text{pole position}) = 200 \text{ to } 400$ (≈ 300) MeV

$\Delta(1920)$ DECAY MODES	Fraction (Γ_i/Γ)	p (MeV/c)
$N\pi$	5-20 %	722

 $\Delta(1930) D_{35}$

$$I(J^P) = \frac{3}{2}(\frac{5}{2}^-)$$

Breit-Wigner mass = 1920 to 1970 (≈ 1930) MeV
 Breit-Wigner full width = 250 to 450 (≈ 350) MeV
 $p_{\text{beam}} = 1.50 \text{ GeV}/c$ $4\pi\chi^2 = 9.21 \text{ mb}$
 Re(pole position) = 1840 to 1940 (≈ 1890) MeV
 $-\text{Im}(\text{pole position}) = 200 \text{ to } 300$ (≈ 250) MeV

$\Delta(1930)$ DECAY MODES	Fraction (Γ_i/Γ)	p (MeV/c)
$N\pi$	10-20 %	729
$N\gamma$	0.0-0.02 %	737
$N\gamma$ helicity=1/2	0.0-0.01 %	737
$N\gamma$ helicity=3/2	0.0-0.01 %	737

 $\Delta(1950) F_{37}$

$$I(J^P) = \frac{3}{2}(\frac{7}{2}^+)$$

Breit-Wigner mass = 1940 to 1960 (≈ 1950) MeV
 Breit-Wigner full width = 290 to 350 (≈ 300) MeV
 $p_{\text{beam}} = 1.54 \text{ GeV}/c$ $4\pi\chi^2 = 8.91 \text{ mb}$
 Re(pole position) = 1880 to 1890 (≈ 1885) MeV
 $-\text{Im}(\text{pole position}) = 210 \text{ to } 270$ (≈ 240) MeV

$\Delta(1950)$ DECAY MODES	Fraction (Γ_i/Γ)	p (MeV/c)
$N\pi$	35-40 %	741
$N\pi\pi$		716
$\Delta\pi$	20-30 %	574
$N\rho$	<10 %	469
$N\gamma$	0.08-0.13 %	749
$N\gamma$ helicity=1/2	0.03-0.055 %	749
$N\gamma$ helicity=3/2	0.05-0.075 %	749

 $\Delta(2420) H_{3,11}$

$$I(J^P) = \frac{3}{2}(\frac{11}{2}^+)$$

Breit-Wigner mass = 2300 to 2500 (≈ 2420) MeV
 Breit-Wigner full width = 300 to 500 (≈ 400) MeV
 $p_{\text{beam}} = 2.64 \text{ GeV}/c$ $4\pi\chi^2 = 4.68 \text{ mb}$
 Re(pole position) = 2260 to 2400 (≈ 2330) MeV
 $-\text{Im}(\text{pole position}) = 350 \text{ to } 750$ (≈ 550) MeV

$\Delta(2420)$ DECAY MODES	Fraction (Γ_i/Γ)	p (MeV/c)
$N\pi$	5-15 %	1023

Λ BARYONS ($S = -1, I = 0$)

$$\Lambda^0 = uds$$

Λ

$$I(J^P) = 0(\frac{1}{2}^+)$$

Mass $m = 1115.683 \pm 0.006$ MeV
 Mean life $\tau = (2.632 \pm 0.020) \times 10^{-10}$ s ($S = 1.6$)
 $c\tau = 7.89$ cm
 Magnetic moment $\mu = -0.613 \pm 0.004 \mu_N$
 Electric dipole moment $d < 1.5 \times 10^{-16}$ ecm $\Gamma_{CL} = 95\%$

Decay parameters

$p\pi^-$ $\alpha_- = 0.642 \pm 0.013$
 " $\phi_- = (-6.5 \pm 3.5)^\circ$
 " $\gamma_- = 0.76$ [e]
 " $\Delta_- = (8 \pm 4)^\circ$ [e]
 $n\pi^0$ $\alpha_0 = +0.65 \pm 0.05$
 $p e^- \bar{\nu}_e$ $g_A/g_V = -0.718 \pm 0.015$ [e]

Λ DECAY MODES	Fraction (Γ_i/Γ)	ρ (MeV/c)
$p\pi^-$	(63.9 \pm 0.5) %	101
$n\pi^0$	(35.8 \pm 0.5) %	104
$n\gamma$	(1.75 \pm 0.15) $\times 10^{-3}$	162
$p\pi^- \gamma$	[η] (8.4 \pm 1.4) $\times 10^{-4}$	101
$p e^- \bar{\nu}_e$	(8.32 \pm 0.14) $\times 10^{-4}$	163
$p\mu^- \bar{\nu}_\mu$	(1.57 \pm 0.35) $\times 10^{-4}$	131

$\Lambda(1405) S_{01}$

$$I(J^P) = 0(\frac{1}{2}^-)$$

Mass $m = 1407 \pm 4$ MeV
 Full width $\Gamma = 50.0 \pm 2.0$ MeV
 Below $\bar{K}N$ threshold

$\Lambda(1405)$ DECAY MODES	Fraction (Γ_i/Γ)	ρ (MeV/c)
$\Sigma \pi$	100 %	152

$\Lambda(1520) D_{03}$

$$I(J^P) = 0(\frac{3}{2}^-)$$

Mass $m = 1519.5 \pm 1.0$ MeV [I]
 Full width $\Gamma = 15.6 \pm 1.0$ MeV [I]
 $p_{\text{beam}} = 0.39$ GeV/c $4\pi\lambda^2 = 82.8$ mb

$\Lambda(1520)$ DECAY MODES	Fraction (Γ_i/Γ)	ρ (MeV/c)
$N\bar{K}$	45 \pm 1%	244
$\Sigma \pi$	42 \pm 1%	267
$\Lambda \pi \pi$	10 \pm 1%	252
$\Sigma \pi \pi$	0.9 \pm 0.1%	152
$\Lambda \gamma$	0.8 \pm 0.2%	351

$\Lambda(1600) P_{01}$

$$I(J^P) = 0(\frac{1}{2}^+)$$

Mass $m = 1560$ to 1700 (≈ 1600) MeV
 Full width $\Gamma = 50$ to 250 (≈ 150) MeV
 $p_{\text{beam}} = 0.58$ GeV/c $4\pi\lambda^2 = 41.6$ mb

$\Lambda(1600)$ DECAY MODES	Fraction (Γ_i/Γ)	ρ (MeV/c)
$N\bar{K}$	15-30 %	343
$\Sigma \pi$	10-60 %	336

$\Lambda(1670) S_{01}$

$$I(J^P) = 0(\frac{1}{2}^-)$$

Mass $m = 1660$ to 1680 (≈ 1670) MeV
 Full width $\Gamma = 25$ to 50 (≈ 35) MeV
 $p_{\text{beam}} = 0.74$ GeV/c $4\pi\lambda^2 = 28.5$ mb

$\Lambda(1670)$ DECAY MODES	Fraction (Γ_i/Γ)	ρ (MeV/c)
$N\bar{K}$	15-25 %	414
$\Sigma \pi$	20-60 %	393
$\Lambda \eta$	15-35 %	64

$\Lambda(1690) D_{03}$

$$I(J^P) = 0(\frac{3}{2}^-)$$

Mass $m = 1685$ to 1695 (≈ 1690) MeV
 Full width $\Gamma = 50$ to 70 (≈ 60) MeV
 $p_{\text{beam}} = 0.78$ GeV/c $4\pi\lambda^2 = 26.1$ mb

$\Lambda(1690)$ DECAY MODES	Fraction (Γ_i/Γ)	ρ (MeV/c)
$N\bar{K}$	20-30 %	433
$\Sigma \pi$	20-40 %	409
$\Lambda \pi \pi$	~ 25 %	415
$\Sigma \pi \pi$	~ 20 %	350

$\Lambda(1800) S_{01}$

$$I(J^P) = 0(\frac{1}{2}^-)$$

Mass $m = 1720$ to 1850 (≈ 1800) MeV
 Full width $\Gamma = 200$ to 400 (≈ 300) MeV
 $p_{\text{beam}} = 1.01$ GeV/c $4\pi\lambda^2 = 17.5$ mb

$\Lambda(1800)$ DECAY MODES	Fraction (Γ_i/Γ)	ρ (MeV/c)
$N\bar{K}$	25-40 %	528
$\Sigma \pi$	seen	493
$\Sigma(1385)\pi$	seen	345
$N\bar{K}^*(892)$	seen	†

$\Lambda(1810) P_{01}$

$$I(J^P) = 0(\frac{1}{2}^+)$$

Mass $m = 1750$ to 1850 (≈ 1810) MeV
 Full width $\Gamma = 50$ to 250 (≈ 150) MeV
 $p_{\text{beam}} = 1.04$ GeV/c $4\pi\lambda^2 = 17.0$ mb

$\Lambda(1810)$ DECAY MODES	Fraction (Γ_i/Γ)	ρ (MeV/c)
$N\bar{K}$	20-50 %	537
$\Sigma \pi$	10-40 %	501
$\Sigma(1385)\pi$	seen	356
$N\bar{K}^*(892)$	30-60 %	†

$\Lambda(1820) F_{05}$

$$I(J^P) = 0(\frac{5}{2}^+)$$

Mass $m = 1815$ to 1825 (≈ 1820) MeV
 Full width $\Gamma = 70$ to 90 (≈ 80) MeV
 $p_{\text{beam}} = 1.06$ GeV/c $4\pi\lambda^2 = 16.5$ mb

$\Lambda(1820)$ DECAY MODES	Fraction (Γ_i/Γ)	ρ (MeV/c)
$N\bar{K}$	55-65 %	545
$\Sigma \pi$	8-14 %	508
$\Sigma(1385)\pi$	5-10 %	362

$\Lambda(1830) D_{05}$

$$I(J^P) = 0(\frac{5}{2}^-)$$

Mass $m = 1810$ to 1830 (≈ 1830) MeV
 Full width $\Gamma = 60$ to 110 (≈ 95) MeV
 $p_{\text{beam}} = 1.08$ GeV/c $4\pi\lambda^2 = 16.0$ mb

$\Lambda(1830)$ DECAY MODES	Fraction (Γ_i/Γ)	ρ (MeV/c)
$N\bar{K}$	3-10 %	553
$\Sigma \pi$	35-75 %	515
$\Sigma(1385)\pi$	>15 %	371

$\Lambda(1890) F_{03}$

$I(J^P) = 0(\frac{3}{2}^+)$

Mass $m = 1850$ to 1910 (≈ 1890) MeV
 Full width $\Gamma = 60$ to 200 (≈ 100) MeV
 $\rho_{\text{beam}} = 1.21$ GeV/c $4\pi\lambda^2 = 13.6$ mb

$\Lambda(1890)$ DECAY MODES	Fraction (Γ_i/Γ)	p (MeV/c)
$N\bar{K}$	20-35 %	599
$\Sigma\pi$	3-10 %	559
$\Sigma(1385)\pi$	seen	420
$N\bar{K}^*(892)$	seen	233

$\Lambda(2100) G_{07}$

$I(J^P) = 0(\frac{7}{2}^-)$

Mass $m = 2090$ to 2110 (≈ 2100) MeV
 Full width $\Gamma = 100$ to 250 (≈ 200) MeV
 $\rho_{\text{beam}} = 1.68$ GeV/c $4\pi\lambda^2 = 8.68$ mb

$\Lambda(2100)$ DECAY MODES	Fraction (Γ_i/Γ)	p (MeV/c)
$N\bar{K}$	25-35 %	751
$\Sigma\pi$	~ 5 %	704
$\Lambda\eta$	< 3 %	617
ΞK	< 3 %	483
$\Lambda\omega$	< 8 %	443
$N\bar{K}^*(892)$	10-20 %	514

$\Lambda(2110) F_{05}$

$I(J^P) = 0(\frac{5}{2}^+)$

Mass $m = 2090$ to 2140 (≈ 2110) MeV
 Full width $\Gamma = 150$ to 250 (≈ 200) MeV
 $\rho_{\text{beam}} = 1.70$ GeV/c $4\pi\lambda^2 = 8.53$ mb

$\Lambda(2110)$ DECAY MODES	Fraction (Γ_i/Γ)	p (MeV/c)
$N\bar{K}$	5-25 %	757
$\Sigma\pi$	10-40 %	711
$\Lambda\omega$	seen	455
$\Sigma(1385)\pi$	seen	589
$N\bar{K}^*(892)$	10-60 %	524

$\Lambda(2350) H_{09}$

$I(J^P) = 0(\frac{9}{2}^+)$

Mass $m = 2340$ to 2370 (≈ 2350) MeV
 Full width $\Gamma = 100$ to 250 (≈ 150) MeV
 $\rho_{\text{beam}} = 2.29$ GeV/c $4\pi\lambda^2 = 5.85$ mb

$\Lambda(2350)$ DECAY MODES	Fraction (Γ_i/Γ)	p (MeV/c)
$N\bar{K}$	~ 12 %	915
$\Sigma\pi$	~ 10 %	867

Σ BARYONS
 $(S = -1, I = 1)$
 $\Sigma^+ = uus$ $\Sigma^0 = uds$ $\Sigma^- = dds$

Σ^+

$I(J^P) = 1(\frac{1}{2}^+)$

Mass $m = 1189.37 \pm 0.07$ MeV ($S = 2.2$)
 Mean life $\tau = (0.799 \pm 0.004) \times 10^{-10}$ s
 $c\tau = 2.396$ cm
 Magnetic moment $\mu = 2.458 \pm 0.010 \mu_N$ ($S = 2.1$)
 $\Gamma(\Sigma^+ \rightarrow n\ell^+\nu)/\Gamma(\Sigma^- \rightarrow n\ell^-\bar{\nu}) < 0.043$

Decay parameters

$p\pi^0$	$\alpha_0 = -0.980^{+0.017}_{-0.015}$
"	$\phi_0 = (36 \pm 34)^\circ$
"	$\gamma_0 = 0.16$ [8]
"	$\Delta_0 = (187 \pm 6)^\circ$ [8]
$n\pi^+$	$\alpha_+ = -0.068 \pm 0.013$
"	$\phi_+ = (167 \pm 20)^\circ$ ($S = 1.1$)
"	$\gamma_+ = -0.97$ [8]
"	$\Delta_+ = (-73^{+133}_{-10})^\circ$ [8]
$p\gamma$	$\alpha_\gamma = -0.76 \pm 0.08$

Σ^+ DECAY MODES	Fraction (Γ_i/Γ)	Confidence level	p (MeV/c)
$p\pi^0$	(51.57 ± 0.30) %		189
$n\pi^+$	(48.31 ± 0.30) %		185
$p\gamma$	$(1.23 \pm 0.05) \times 10^{-3}$		225
$n\pi^+\gamma$	[7] $(4.5 \pm 0.5) \times 10^{-4}$		185
$\Lambda e^+\nu_e$	$(2.0 \pm 0.5) \times 10^{-5}$		71

**$\Delta S = \Delta Q$ (SQ) violating modes or
 $\Delta S = 1$ weak neutral current (SI) modes**

$ne^+\nu_e$	SQ	< 5	$\times 10^{-6}$	90%	224
$n\mu^+\nu_\mu$	SQ	< 3.0	$\times 10^{-5}$	90%	202
pe^+e^-	SI	< 7	$\times 10^{-6}$		225

Σ^0

$I(J^P) = 1(\frac{1}{2}^+)$

Mass $m = 1192.642 \pm 0.024$ MeV
 $m_{\Sigma^-} - m_{\Sigma^0} = 4.807 \pm 0.035$ MeV ($S = 1.1$)
 $m_{\Sigma^0} - m_\Lambda = 76.959 \pm 0.023$ MeV
 Mean life $\tau = (7.4 \pm 0.7) \times 10^{-20}$ s
 $c\tau = 2.22 \times 10^{-11}$ m
 Transition magnetic moment $|\mu_{\Sigma\Lambda}| = 1.61 \pm 0.08 \mu_N$

Σ^0 DECAY MODES	Fraction (Γ_i/Γ)	Confidence level	p (MeV/c)
$\Lambda\gamma$	100 %		74
$\Lambda\gamma\gamma$	< 3 %	90%	74
Λe^+e^-	[7] 5×10^{-3}		74

Σ^-

$$I(J^P) = 1(\frac{1}{2}^+)$$

Mass $m = 1197.449 \pm 0.030$ MeV ($S = 1.2$)
 $m_{\Sigma^-} - m_{\Sigma^+} = 8.08 \pm 0.08$ MeV ($S = 1.9$)
 $m_{\Sigma^-} - m_{\Lambda} = 81.766 \pm 0.030$ MeV ($S = 1.2$)
Mean life $\tau = (1.479 \pm 0.011) \times 10^{-10}$ s ($S = 1.3$)
 $c\tau = 4.434$ cm
Magnetic moment $\mu = -1.160 \pm 0.025 \mu_N$ ($S = 1.7$)

Decay parameters

$n\pi^-$ $\alpha_- = -0.068 \pm 0.008$
" $\phi_- = (10 \pm 15)^\circ$
" $\gamma_- = 0.98$ [g]
" $\Delta_- = (249^{+12}_{-120})^\circ$ [g]
 $ne^- \bar{\nu}_e$ $g_A/g_V = 0.340 \pm 0.017$ [e]
" $f_2(0)/f_1(0) = 0.97 \pm 0.14$
" $D = 0.11 \pm 0.10$
 $\Lambda e^- \bar{\nu}_e$ $g_V/g_A = 0.01 \pm 0.10$ [e] ($S = 1.5$)
" $g_{VM}/g_A = 2.4 \pm 1.7$ [e]

Σ^- DECAY MODES	Fraction (Γ_i/Γ)	p (MeV/c)
$n\pi^-$	(99.848 ± 0.005) %	193
$n\pi^- \gamma$	[η] (4.6 ± 0.6) × 10 ⁻⁴	193
$ne^- \bar{\nu}_e$	(1.017 ± 0.034) × 10 ⁻³	230
$\eta\mu^- \bar{\nu}_\mu$	(4.5 ± 0.4) × 10 ⁻⁴	210
$\Lambda e^- \bar{\nu}_e$	(5.73 ± 0.27) × 10 ⁻⁵	79

 $\Sigma(1385) P_{13}$

$$I(J^P) = 1(\frac{3}{2}^+)$$

$\Sigma(1385)^+$ mass $m = 1382.8 \pm 0.4$ MeV ($S = 2.0$)
 $\Sigma(1385)^0$ mass $m = 1383.7 \pm 1.0$ MeV ($S = 1.4$)
 $\Sigma(1385)^-$ mass $m = 1387.2 \pm 0.5$ MeV ($S = 2.2$)
 $\Sigma(1385)^+$ full width $\Gamma = 35.8 \pm 0.8$ MeV
 $\Sigma(1385)^0$ full width $\Gamma = 36 \pm 5$ MeV
 $\Sigma(1385)^-$ full width $\Gamma = 39.4 \pm 2.1$ MeV ($S = 1.7$)
Below $K\bar{N}$ threshold

$\Sigma(1385)$ DECAY MODES	Fraction (Γ_i/Γ)	p (MeV/c)
$\Lambda\pi$	88 ± 2 %	208
$\Sigma\pi$	12 ± 2 %	127

 $\Sigma(1660) P_{11}$

$$I(J^P) = 1(\frac{1}{2}^+)$$

Mass $m = 1630$ to 1690 (≈ 1660) MeV
Full width $\Gamma = 40$ to 200 (≈ 100) MeV
 $p_{\text{beam}} = 0.72$ GeV/c $4\pi\lambda^2 = 29.9$ mb

$\Sigma(1660)$ DECAY MODES	Fraction (Γ_i/Γ)	p (MeV/c)
$N\bar{K}$	10–30 %	406
$\Lambda\pi$	seen	439
$\Sigma\pi$	seen	385

 $\Sigma(1670) D_{13}$

$$I(J^P) = 1(\frac{3}{2}^-)$$

Mass $m = 1665$ to 1685 (≈ 1670) MeV
Full width $\Gamma = 40$ to 80 (≈ 60) MeV
 $p_{\text{beam}} = 0.74$ GeV/c $4\pi\lambda^2 = 28.5$ mb

$\Sigma(1670)$ DECAY MODES	Fraction (Γ_i/Γ)	p (MeV/c)
$N\bar{K}$	7–13 %	414
$\Lambda\pi$	5–15 %	447
$\Sigma\pi$	30–60 %	393

 $\Sigma(1750) S_{11}$

$$I(J^P) = 1(\frac{1}{2}^-)$$

Mass $m = 1730$ to 1800 (≈ 1750) MeV
Full width $\Gamma = 60$ to 160 (≈ 90) MeV
 $p_{\text{beam}} = 0.91$ GeV/c $4\pi\lambda^2 = 20.7$ mb

$\Sigma(1750)$ DECAY MODES	Fraction (Γ_i/Γ)	p (MeV/c)
$N\bar{K}$	10–40 %	486
$\Lambda\pi$	seen	507
$\Sigma\pi$	<8 %	455
$\Sigma\eta$	15–55 %	81

 $\Sigma(1775) D_{15}$

$$I(J^P) = 1(\frac{5}{2}^-)$$

Mass $m = 1770$ to 1780 (≈ 1775) MeV
Full width $\Gamma = 105$ to 135 (≈ 120) MeV
 $p_{\text{beam}} = 0.96$ GeV/c $4\pi\lambda^2 = 19.0$ mb

$\Sigma(1775)$ DECAY MODES	Fraction (Γ_i/Γ)	p (MeV/c)
$N\bar{K}$	37–43%	508
$\Lambda\pi$	14–20%	525
$\Sigma\pi$	2–5%	474
$\Sigma(1385)\pi$	9–12%	324
$\Lambda(1520)\pi$	17–23%	198

 $\Sigma(1915) F_{15}$

$$I(J^P) = 1(\frac{5}{2}^+)$$

Mass $m = 1900$ to 1935 (≈ 1915) MeV
Full width $\Gamma = 80$ to 160 (≈ 120) MeV
 $p_{\text{beam}} = 1.26$ GeV/c $4\pi\lambda^2 = 12.8$ mb

$\Sigma(1915)$ DECAY MODES	Fraction (Γ_i/Γ)	p (MeV/c)
$N\bar{K}$	5–15 %	618
$\Lambda\pi$	seen	622
$\Sigma\pi$	seen	577
$\Sigma(1385)\pi$	<5 %	440

 $\Sigma(1940) D_{13}$

$$I(J^P) = 1(\frac{3}{2}^-)$$

Mass $m = 1900$ to 1950 (≈ 1940) MeV
Full width $\Gamma = 150$ to 300 (≈ 220) MeV
 $p_{\text{beam}} = 1.32$ GeV/c $4\pi\lambda^2 = 12.1$ mb

$\Sigma(1940)$ DECAY MODES	Fraction (Γ_i/Γ)	p (MeV/c)
$N\bar{K}$	<20 %	637
$\Lambda\pi$	seen	639
$\Sigma\pi$	seen	594
$\Sigma(1385)\pi$	seen	460
$\Lambda(1520)\pi$	seen	354
$\Delta(1232)\bar{K}$	seen	410
$N\bar{K}^*(892)$	seen	320

 $\Sigma(2030) F_{17}$

$$I(J^P) = 1(\frac{7}{2}^+)$$

Mass $m = 2025$ to 2040 (≈ 2030) MeV
Full width $\Gamma = 150$ to 200 (≈ 180) MeV
 $p_{\text{beam}} = 1.52$ GeV/c $4\pi\lambda^2 = 9.93$ mb

$\Sigma(2030)$ DECAY MODES	Fraction (Γ_i/Γ)	p (MeV/c)
$N\bar{K}$	17–23 %	702
$\Lambda\pi$	17–23 %	700
$\Sigma\pi$	5–10 %	657
ΞK	<2 %	412
$\Sigma(1385)\pi$	5–15 %	529
$\Lambda(1520)\pi$	10–20 %	430
$\Delta(1232)\bar{K}$	10–20 %	498
$N\bar{K}^*(892)$	<5 %	438

$\Sigma(2250)$

$I(J^P) = 1(?^?)$

Mass $m = 2210$ to 2280 (≈ 2250) MeV
 Full width $\Gamma = 60$ to 150 (≈ 100) MeV
 $p_{beam} = 2.04$ GeV/c $4\pi\mathcal{R}^2 = 6.76$ mb

$\Sigma(2250)$ DECAY MODES	Fraction (Γ_j/Γ)	p (MeV/c)
$N\bar{K}$	<10%	851
$\Lambda\pi$	seen	842
$\Sigma\pi$	seen	803

Ξ BARYONS
 $(S = -2, I = 1/2)$
 $\Xi^0 = uss^- \quad \Xi^- = dss^-$

Ξ^0

$I(J^P) = \frac{1}{2}(\frac{3}{2}^+)$

P is not yet measured; + is the quark model prediction.

Mass $m = 1314.9 \pm 0.6$ MeV
 $m_{\Xi^-} - m_{\Xi^0} = 6.4 \pm 0.6$ MeV
 Mean life $\tau = (2.90 \pm 0.09) \times 10^{-10}$ s
 $c\tau = 8.71$ cm
 Magnetic moment $\mu = -1.250 \pm 0.014 \mu_N$

Decay parameters

$\Lambda\pi^0$	$\alpha = -0.411 \pm 0.022$ ($S = 2.1$)
"	$\phi = (21 \pm 12)^\circ$
"	$\gamma = 0.85$ [e]
"	$\Delta = (218^{+12}_{-19})^\circ$ [e]
$\Lambda\gamma$	$\alpha = 0.4 \pm 0.4$
$\Sigma^0\gamma$	$\alpha = 0.20 \pm 0.32$

Ξ^0 DECAY MODES	Fraction (Γ_j/Γ)	Confidence level	p (MeV/c)
$\Lambda\pi^0$	$(99.54 \pm 0.05)\%$		135
$\Lambda\gamma$	$(1.06 \pm 0.16) \times 10^{-3}$		184
$\Sigma^0\gamma$	$(3.5 \pm 0.4) \times 10^{-3}$		117
$\Sigma^+ e^- \bar{\nu}_e$	< 1.1 $\times 10^{-3}$	90%	120
$\Sigma^+ \mu^- \bar{\nu}_\mu$	< 1.1 $\times 10^{-3}$	90%	64

$\Delta S = \Delta Q$ (SQ) violating modes or $\Delta S = 2$ forbidden (S2) modes

$\Sigma^- e^+ \nu_e$	SQ < 9 $\times 10^{-4}$	90%	112
$\Sigma^- \mu^+ \nu_\mu$	SQ < 9 $\times 10^{-4}$	90%	49
$p\pi^-$	S2 < 4 $\times 10^{-5}$	90%	299
$p e^- \bar{\nu}_e$	S2 < 1.3 $\times 10^{-3}$		323
$p \mu^- \bar{\nu}_\mu$	S2 < 1.3 $\times 10^{-3}$		309

Ξ^-

$I(J^P) = \frac{1}{2}(\frac{1}{2}^+)$

P is not yet measured; + is the quark model prediction.

Mass $m = 1321.32 \pm 0.13$ MeV
 Mean life $\tau = (1.639 \pm 0.015) \times 10^{-10}$ s
 $c\tau = 4.91$ cm
 Magnetic moment $\mu = -0.6507 \pm 0.0025 \mu_N$

Decay parameters

$\Lambda\pi^-$	$\alpha = -0.456 \pm 0.014$ ($S = 1.8$)
"	$\phi = (4 \pm 4)^\circ$
"	$\gamma = 0.89$ [e]
"	$\Delta = (188 \pm 8)^\circ$ [e]
$\Lambda e^- \bar{\nu}_e$	$g_A/g_V = -0.25 \pm 0.05$ [e]

Ξ^- DECAY MODES	Fraction (Γ_j/Γ)	Confidence level	p (MeV/c)
$\Lambda\pi^-$	$(99.887 \pm 0.035)\%$		139
$\Sigma^- \gamma$	$(1.27 \pm 0.23) \times 10^{-4}$		118
$\Lambda e^- \bar{\nu}_e$	$(5.63 \pm 0.31) \times 10^{-4}$		190
$\Lambda \mu^- \bar{\nu}_\mu$	$(3.5^{+3.5}_{-2.2}) \times 10^{-4}$		163
$\Sigma^0 e^- \bar{\nu}_e$	$(8.7 \pm 1.7) \times 10^{-5}$		122
$\Sigma^0 \mu^- \bar{\nu}_\mu$	< 8 $\times 10^{-4}$	90%	70
$\Xi^0 e^- \bar{\nu}_e$	< 2.3 $\times 10^{-3}$	90%	6

$\Delta S = 2$ forbidden (S2) modes

$n\pi^-$	S2 < 1.9 $\times 10^{-5}$	90%	303
$n e^- \bar{\nu}_e$	S2 < 3.2 $\times 10^{-3}$	90%	327
$n \mu^- \bar{\nu}_\mu$	S2 < 1.5 %	90%	314
$p\pi^- \pi^-$	S2 < 4 $\times 10^{-4}$	90%	223
$p\pi^- e^- \bar{\nu}_e$	S2 < 4 $\times 10^{-4}$	90%	304
$p\pi^- \mu^- \bar{\nu}_\mu$	S2 < 4 $\times 10^{-4}$	90%	250
$p \mu^- \mu^-$	L < 4 $\times 10^{-4}$	90%	272

$\Xi(1530) P_{13}$

$I(J^P) = \frac{1}{2}(\frac{3}{2}^+)$

$\Xi(1530)^0$ mass $m = 1531.80 \pm 0.32$ MeV ($S = 1.3$)
 $\Xi(1530)^-$ mass $m = 1535.0 \pm 0.6$ MeV
 $\Xi(1530)^0$ full width $\Gamma = 9.1 \pm 0.5$ MeV
 $\Xi(1530)^-$ full width $\Gamma = 9.9^{+1.7}_{-1.5}$ MeV

$\Xi(1530)$ DECAY MODES	Fraction (Γ_j/Γ)	Confidence level	p (MeV/c)
$\Xi\pi$	100%		152
$\Xi\gamma$	<4%	90%	200

$\Xi(1690)$

$I(J^P) = \frac{1}{2}(\frac{3}{2}^?)$

Mass $m = 1690 \pm 10$ MeV [f]
 Full width $\Gamma < 50$ MeV

$\Xi(1690)$ DECAY MODES	Fraction (Γ_j/Γ)	p (MeV/c)
$\Lambda\bar{K}$	seen	240
$\Sigma\bar{K}$	seen	51
$\Xi^- \pi^+ \pi^-$	possibly seen	214

$\Xi(1820) D_{13}$

$I(J^P) = \frac{1}{2}(\frac{3}{2}^-)$

Mass $m = 1823 \pm 5$ MeV [f]
 Full width $\Gamma = 24^{+15}_{-10}$ MeV [f]

$\Xi(1820)$ DECAY MODES	Fraction (Γ_j/Γ)	p (MeV/c)
$\Lambda\bar{K}$	large	400
$\Sigma\bar{K}$	small	320
$\Xi\pi$	small	413
$\Xi(1530)\pi$	small	234

$\Xi(1950)$

$I(J^P) = \frac{1}{2}(\frac{3}{2}^?)$

Mass $m = 1950 \pm 15$ MeV [f]
 Full width $\Gamma = 60 \pm 20$ MeV [f]

$\Xi(1950)$ DECAY MODES	Fraction (Γ_j/Γ)	p (MeV/c)
$\Lambda\bar{K}$	seen	522
$\Sigma\bar{K}$	possibly seen	460
$\Xi\pi$	seen	518

$\Xi(2030)$

$I(J^P) = \frac{1}{2}(\geq \frac{5}{2}^?)$

Mass $m = 2025 \pm 5$ MeV [f]
 Full width $\Gamma = 20^{+15}_{-5}$ MeV [f]

$\Xi(2030)$ DECAY MODES	Fraction (Γ_j/Γ)	p (MeV/c)
$\Lambda\bar{K}$	$\sim 20\%$	589
$\Sigma\bar{K}$	$\sim 80\%$	533
$\Xi\pi$	small	573
$\Xi(1530)\pi$	small	421
$\Lambda\bar{K}\pi$	small	501
$\Sigma\bar{K}\pi$	small	430

Ω BARYONS
($S = -3, I = 0$)
 $\Omega^- = sss$

Ω^- $I(J^P) = 0(\frac{3}{2}^+)$
 J^P is not yet measured; $\frac{3}{2}^+$ is the quark model prediction.
 Mass $m = 1672.45 \pm 0.29$ MeV
 Mean life $\tau = (0.822 \pm 0.012) \times 10^{-10}$ s
 $c\tau = 2.46$ cm
 Magnetic moment $\mu = -2.02 \pm 0.05 \mu_N$

Decay parameters
 $\Lambda K^- \quad \alpha = -0.026 \pm 0.026$
 $\Xi^0 \pi^- \quad \alpha = 0.09 \pm 0.14$
 $\Xi^- \pi^0 \quad \alpha = 0.05 \pm 0.21$

Ω^- DECAY MODES	Fraction (Γ_i/Γ)	Confidence level	p (MeV/c)
ΛK^-	(67.8±0.7)%		211
$\Xi^0 \pi^-$	(23.6±0.7)%		294
$\Xi^- \pi^0$	(8.6±0.4)%		290
$\Xi^- \pi^+ \pi^-$	(4.3 ^{+3.4} _{-1.3}) × 10 ⁻⁴		190
$\Xi(1530)^0 \pi^-$	(6.4 ^{+5.1} _{-2.0}) × 10 ⁻⁴		17
$\Xi^0 e^- \bar{\nu}_e$	(5.6±2.8) × 10 ⁻³		319
$\Xi^- \gamma$	< 4.6 × 10 ⁻⁴	90%	314

$\Delta S = 2$ forbidden (S_2) modes

$\Lambda \pi^-$	$S_2 < 1.9 \times 10^{-4}$	90%	449
-----------------	----------------------------	-----	-----

$\Omega(2250)^-$ $I(J^P) = 0(?^?)$
 Mass $m = 2252 \pm 9$ MeV
 Full width $\Gamma = 55 \pm 18$ MeV

$\Omega(2250)^-$ DECAY MODES

DECAY MODES	Fraction (Γ_i/Γ)	p (MeV/c)
$\Xi^- \pi^+ K^-$	seen	531
$\Xi(1530)^0 K^-$	seen	437

CHARMED BARYONS
($C = +1$)
 $\Lambda_c^+ = udc\Gamma \quad \Sigma_c^{++} = uuc\Gamma \quad \Sigma_c^+ = udc\Gamma \quad \Sigma_c^0 = dd c\Gamma$
 $\Xi_c^+ = usc\Gamma \quad \Xi_c^0 = dsc\Gamma \quad \Omega_c^0 = ssc$

Λ_c^+ $I(J^P) = 0(\frac{1}{2}^+)$
 J not confirmed; $\frac{1}{2}$ is the quark model prediction.
 Mass $m = 2284.9 \pm 0.6$ MeV
 Mean life $\tau = (0.206 \pm 0.012) \times 10^{-12}$ s
 $c\tau = 61.8 \mu\text{m}$

Decay asymmetry parameters
 $\Lambda \pi^+ \quad \alpha = -0.98 \pm 0.19$
 $\Sigma^+ \pi^0 \quad \alpha = -0.45 \pm 0.32$
 $\Lambda \ell^+ \nu_\ell \quad \alpha = -0.82^{+0.11}_{-0.07}$

Nearly all branching fractions of the Λ_c^+ are measured relative to the $pK^- \pi^+$ mode but there are no model-independent measurements of this branching fraction. We explain how we arrive at our value of $B(\Lambda_c^+ \rightarrow pK^- \pi^+)$ in a Note at the beginning of the branching-ratio measurements in the Listings. When this branching fraction is eventually well determined all the other branching fractions will slide up or down proportionally as the true value differs from the value we use here.

Λ_c^+ DECAY MODES Scale factor/
Confidence level p (MeV/c)

Hadronic modes with a p and one \bar{K}

$p\bar{K}^0$	(2.5 ± 0.7) %	872
$pK^- \pi^+$	[K] (5.0 ± 1.3) %	822
$p\bar{K}^*(892)^0$	[I] (1.8 ± 0.6) %	681
$\Delta(1232)^{++} K^-$	(8 ± 5) × 10 ⁻³	709
$\Lambda(1520) \pi^+$	[I] (4.5 ± ^{2.5} _{2.1}) × 10 ⁻³	626
$pK^- \pi^+$ nonresonant	(2.8 ± 0.9) %	822
$p\bar{K}^0 \eta$	(1.3 ± 0.4) %	567
$p\bar{K}^0 \pi^+ \pi^-$	(2.4 ± 1.1) %	753
$pK^- \pi^+ \pi^0$	seen	758
$p\bar{K}^*(892)^- \pi^+$	[I] (1.1 ± 0.6) %	579
$p(K^- \pi^+)$ nonresonant π^0	(3.6 ± 1.2) %	758
$\Delta(1232) \bar{K}^*(892)$	seen	416
$pK^- \pi^+ \pi^+ \pi^-$	(1.1 ± 0.8) × 10 ⁻³	670
$pK^- \pi^+ \pi^0 \pi^0$	(8 ± 4) × 10 ⁻³	676
$pK^- \pi^+ \pi^0 \pi^0 \pi^0$	(5.0 ± 3.4) × 10 ⁻³	573

Hadronic modes with a p and zero or two K 's

$p\pi^+ \pi^-$	(3.5 ± 2.0) × 10 ⁻³	926
$p f_0(980)$	[I] (2.8 ± 1.9) × 10 ⁻³	621
$p\pi^+ \pi^+ \pi^- \pi^-$	(1.8 ± 1.2) × 10 ⁻³	851
$pK^+ K^-$	(2.3 ± 0.9) × 10 ⁻³	615
$p\phi$	[I] (1.2 ± 0.5) × 10 ⁻³	589

Hadronic modes with a hyperon

$\Lambda \pi^+$	(9.0 ± 2.8) × 10 ⁻³	863
$\Lambda \pi^+ \pi^0$	(3.6 ± 1.3) %	843
$\Lambda \rho^+$	< 5 %	CL=95% 638
$\Lambda \pi^+ \pi^+ \pi^-$	(3.3 ± 1.0) %	806
$\Lambda \pi^+ \eta$	(1.7 ± 0.6) %	690
$\Sigma(1385)^+ \eta$	[I] (8.5 ± 3.3) × 10 ⁻³	569
$\Lambda K^+ \bar{K}^0$	(6.0 ± 2.1) × 10 ⁻³	441
$\Sigma^0 \pi^+$	(9.9 ± 3.2) × 10 ⁻³	824
$\Sigma^+ \pi^0$	(1.00 ± 0.34) %	826
$\Sigma^+ \eta$	(5.5 ± 2.3) × 10 ⁻³	712
$\Sigma^+ \pi^+ \pi^-$	(3.4 ± 1.0) %	803
$\Sigma^+ \rho^0$	< 1.4 %	CL=95% 578
$\Sigma^- \pi^+ \pi^+$	(1.8 ± 0.8) %	798
$\Sigma^0 \pi^+ \pi^0$	(1.8 ± 0.8) %	802
$\Sigma^0 \pi^+ \pi^+ \pi^-$	(1.1 ± 0.4) %	762
$\Sigma^+ \pi^+ \pi^- \pi^0$	—	766
$\Sigma^+ \omega$	[I] (2.7 ± 1.0) %	568
$\Sigma^+ \pi^+ \pi^+ \pi^- \pi^-$	(3.0 ± ^{4.1} _{2.1}) × 10 ⁻³	707
$\Sigma^+ K^+ K^-$	(3.5 ± 1.2) × 10 ⁻³	346
$\Sigma^+ \phi$	[I] (3.5 ± 1.7) × 10 ⁻³	292
$\Sigma^+ K^+ \pi^-$	(7 ± ⁶ ₄) × 10 ⁻³	668
$\Xi^0 K^+$	(3.9 ± 1.4) × 10 ⁻³	652
$\Xi^- K^+ \pi^+$	(4.9 ± 1.7) × 10 ⁻³	564
$\Xi(1530)^0 K^+$	[I] (2.6 ± 1.0) × 10 ⁻³	471

Semileptonic modes

$\Lambda \ell^+ \nu_\ell$	[m] (2.0 ± 0.6) %	—
$\Lambda e^+ \nu_e$	(2.1 ± 0.6) %	—
$\Lambda \mu^+ \nu_\mu$	(2.0 ± 0.7) %	—
e^+ anything	(4.5 ± 1.7) %	—
$p e^+$ anything	(1.8 ± 0.9) %	—
Λe^+ anything	—	—
$\Lambda \mu^+$ anything	—	—
$\Lambda \ell^+ \nu_\ell$ anything	—	—

Inclusive modes

p anything	(50 ± 16) %	—
p anything (no Λ)	(12 ± 19) %	—
p hadrons	—	—
n anything	(50 ± 16) %	—
n anything (no Λ)	(29 ± 17) %	—
Λ anything	(35 ± 11) %	S=1.4
Σ^\pm anything	[n] (10 ± 5) %	—

$\Delta C = 1$ weak neutral current (C1) modes for Lepton number (L) violating modes

$p\mu^+\mu^-$	CI	< 3.4	$\times 10^{-4}$	CL=90%	936
$\Sigma^-\mu^+\mu^+$	L	< 7.0	$\times 10^{-4}$	CL=90%	811

$\Lambda_c(2593)^+$

$I(J^P) = 0(\frac{1}{2}^-)$

The spin-parity follows from the fact that $\Sigma_c(2455)\pi$ decays with little available phase space are dominant.

Mass $m = 2593.9 \pm 0.8$ MeV
 $m - m_{\Lambda_c^+} = 308.9 \pm 0.6$ MeV (S = 1.1)
 Full width $\Gamma = 3.6^{+2.0}_{-1.3}$ MeV

$\Lambda_c^+\pi\pi$ and its submode $\Sigma_c(2455)\pi$ — the latter just barely — are the only strong decays allowed to an excited Λ_c^+ having this mass; and the $\Lambda_c^+\pi^+\pi^-$ mode seems to be largely via $\Sigma_c^{++}\pi^-$ or $\Sigma_c^0\pi^+$.

$\Lambda_c(2593)^+$ DECAY MODES	Fraction (Γ_i/Γ)	p (MeV/c)
$\Lambda_c^+\pi^+\pi^-$	[0] $\approx 67\%$	124
$\Sigma_c(2455)^{++}\pi^-$	$24 \pm 7\%$	17
$\Sigma_c(2455)^0\pi^+$	$24 \pm 7\%$	23
$\Lambda_c^+\pi^+\pi^-$ 3-body	$18 \pm 10\%$	124
$\Lambda_c^+\pi^0$	not seen	261
$\Lambda_c^+\gamma$	not seen	290

$\Lambda_c(2625)^+$

$I(J^P) = 0(?^-)$

J^P is expected to be $3/2^-$.

Mass $m = 2626.6 \pm 0.8$ MeV (S = 1.2)
 $m - m_{\Lambda_c^+} = 341.7 \pm 0.6$ MeV (S = 1.6)
 Full width $\Gamma < 1.9$ MeV CL = 90%

$\Lambda_c^+\pi\pi$ and its submode $\Sigma(2455)\pi$ are the only strong decays allowed to an excited Λ_c^+ having this mass.

$\Lambda_c(2625)^+$ DECAY MODES	Fraction (Γ_i/Γ)	p (MeV/c)
$\Lambda_c^+\pi^+\pi^-$	seen	184
$\Sigma_c(2455)^{++}\pi^-$	small	100
$\Sigma_c(2455)^0\pi^+$	small	101
$\Lambda_c^+\pi^+\pi^-$ 3-body	large	184
$\Lambda_c^+\pi^0$	not seen	293
$\Lambda_c^+\gamma$	not seen	319

$\Sigma_c(2455)$

$I(J^P) = 1(\frac{1}{2}^+)$

J^P not confirmed; $\frac{1}{2}^+$ is the quark model prediction.

$\Sigma_c(2455)^{++}$ mass $m = 2452.8 \pm 0.6$ MeV
 $\Sigma_c(2455)^+$ mass $m = 2453.6 \pm 0.9$ MeV
 $\Sigma_c(2455)^0$ mass $m = 2452.2 \pm 0.6$ MeV
 $m_{\Sigma_c^{++}} - m_{\Lambda_c^+} = 167.87 \pm 0.19$ MeV
 $m_{\Sigma_c^+} - m_{\Lambda_c^+} = 168.7 \pm 0.6$ MeV
 $m_{\Sigma_c^0} - m_{\Lambda_c^+} = 167.30 \pm 0.20$ MeV
 $m_{\Sigma_c^{++}} - m_{\Sigma_c^0} = 0.57 \pm 0.23$ MeV
 $m_{\Sigma_c^+} - m_{\Sigma_c^0} = 1.4 \pm 0.6$ MeV

$\Lambda_c^+\pi$ is the only strong decay allowed to a Σ_c having this mass.

$\Sigma_c(2455)$ DECAY MODES	Fraction (Γ_i/Γ)	p (MeV/c)
$\Lambda_c^+\pi$	$\approx 100\%$	90

$\Sigma_c(2520)$

$I(J^P) = 1(?^-)$

$\Sigma_c(2520)^{++}$ mass $m = 2519.4 \pm 1.5$ MeV
 $\Sigma_c(2520)^0$ mass $m = 2517.5 \pm 1.4$ MeV
 $m_{\Sigma_c(2520)^{++}} - m_{\Lambda_c^+} = 234.5 \pm 1.4$ MeV
 $m_{\Sigma_c(2520)^0} - m_{\Lambda_c^+} = 232.6 \pm 1.3$ MeV
 $m_{\Sigma_c(2520)^{++}} - m_{\Sigma_c(2520)^0} = 1.9 \pm 1.9$ MeV
 $\Sigma_c(2520)^{++}$ full width $\Gamma = 18 \pm 5$ MeV
 $\Sigma_c(2520)^0$ full width $\Gamma = 13 \pm 5$ MeV

Ξ_c^+

$I(J^P) = \frac{1}{2}(\frac{1}{2}^+)$

$I(J^P)$ not confirmed; $\frac{1}{2}(\frac{1}{2}^+)$ is the quark model prediction.

Mass $m = 2465.6 \pm 1.4$ MeV
 Mean life $\tau = (0.35^{+0.07}_{-0.04}) \times 10^{-12}$ s
 $c\tau = 106 \mu\text{m}$

Ξ_c^+ DECAY MODES

Ξ_c^+ DECAY MODES	Fraction (Γ_i/Γ)	p (MeV/c)
$\Lambda K^-\pi^+\pi^+$	seen	784
$\Lambda K^*(892)^0\pi^+$	not seen	601
$\Sigma(1385)^+K^-\pi^+$	not seen	676
$\Sigma^+K^-\pi^+$	seen	808
$\Sigma^+K^*(892)^0$	seen	653
$\Sigma^0K^-\pi^+\pi^+$	seen	733
$\Xi^0\pi^+$	seen	875
$\Xi^-\pi^+\pi^+$	seen	850
$\Xi(1530)^0\pi^+$	not seen	748
$\Xi^0\pi^+\pi^0$	seen	854
$\Xi^0\pi^+\pi^+\pi^-$	seen	817
$\Xi^0e^+\nu_e$	seen	882

Ξ_c^0

$I(J^P) = \frac{1}{2}(\frac{1}{2}^+)$

$I(J^P)$ not confirmed; $\frac{1}{2}(\frac{1}{2}^+)$ is the quark model prediction.

Mass $m = 2470.3 \pm 1.8$ MeV (S = 1.3)
 $m_{\Xi_c^0} - m_{\Xi_c^+} = 4.7 \pm 2.1$ MeV (S = 1.2)
 Mean life $\tau = (0.098^{+0.023}_{-0.015}) \times 10^{-12}$ s
 $c\tau = 29 \mu\text{m}$

Ξ_c^0 DECAY MODES

Ξ_c^0 DECAY MODES	Fraction (Γ_i/Γ)	p (MeV/c)
ΛK^0	seen	864
$\Xi^-\pi^+$	seen	875
$\Xi^-\pi^+\pi^+\pi^-$	seen	816
$pK^-K^*(892)^0$	seen	406
Ω^-K^+	seen	522
$\Xi^-e^+\nu_e$	seen	882
Ξ^-l^+ anything	seen	-

$\Xi_c(2645)$

$I(J^P) = ?(?^-)$

$\Xi_c(2645)^+$ mass $m = 2644.6 \pm 2.1$ MeV (S = 1.2)
 $\Xi_c(2645)^0$ mass $m = 2643.8 \pm 1.8$ MeV
 $m_{\Xi_c(2645)^+} - m_{\Xi_c^0} = 174.3 \pm 1.1$ MeV
 $m_{\Xi_c(2645)^0} - m_{\Xi_c^+} = 178.2 \pm 1.1$ MeV
 $\Xi_c(2645)^+$ full width $\Gamma < 3.1$ MeV CL = 90%
 $\Xi_c(2645)^0$ full width $\Gamma < 5.5$ MeV CL = 90%

$\Xi_c\pi$ is the only strong decay allowed to a Ξ_c resonance having this mass.

$\Xi_c(2645)$ DECAY MODES

$\Xi_c(2645)$ DECAY MODES	Fraction (Γ_i/Γ)	p (MeV/c)
$\Xi_c^0\pi^+$	seen	101
$\Xi_c^+\pi^-$	seen	107



$$I(J^P) = 0(\frac{1}{2}^+)$$

$I(J^P)$ not confirmed; $0(\frac{1}{2}^+)$ is the quark model prediction.

Mass $m = 2704 \pm 4$ MeV ($S = 1.8$)
 Mean life $\tau = (0.064 \pm 0.020) \times 10^{-12}$ s
 $c\tau = 19$ μ m

Σ_c^0 DECAY MODES	Fraction (Γ_i/Γ)	ρ (MeV/c)
$\Sigma^+ K^- K^- \pi^+$	seen	697
$\Xi^- K^- \pi^+ \pi^+$	seen	838
$\Omega^- \pi^+$	seen	827
$\Omega^- \pi^- \pi^+ \pi^+$	seen	759

BOTTOM BARYONS

($B = -1$)

$\Lambda_b^0 = ud\bar{b} \Xi_b^0 = us\bar{b} \Xi_b^- = ds\bar{b}$



$$I(J^P) = 0(\frac{1}{2}^+)$$

$I(J^P)$ not yet measured; $0(\frac{1}{2}^+)$ is the quark model prediction.

Mass $m = 5624 \pm 9$ MeV ($S = 1.8$)
 Mean life $\tau = (1.24 \pm 0.08) \times 10^{-12}$ s
 $c\tau = 372$ μ m

These branching fractions are actually an average over weakly decaying b -baryons weighted by their production rates in Z decay (or high-energy $p\bar{p}$) Γ branching ratios and detection efficiencies. They scale with the LEP Λ_b production fraction $B(b \rightarrow \Lambda_b)$ and are evaluated for our value $B(b \rightarrow \Lambda_b) = (10.1^{+3.9}_{-3.1})\%$.

The branching fractions $B(b\text{-baryon} \rightarrow \Lambda C^- \bar{\nu}_\ell \text{anything})$ and $B(\Lambda_b^0 \rightarrow \Lambda C^+ \ell^- \bar{\nu}_\ell \text{anything})$ are not pure measurements because the underlying measured products of these with $B(b \rightarrow \Lambda_b)$ were used to determine $B(b \rightarrow \Lambda_b) \Gamma$ as described in the note "Production and Decay of b -Flavored Hadrons."

Λ_b^0 DECAY MODES	Fraction (Γ_i/Γ)	Confidence level	ρ (MeV/c)
$J/\psi(1S)\Lambda$	$(4.7 \pm 2.8) \times 10^{-4}$		1744
$\Lambda_c^+ \pi^-$	seen		2345
$\Lambda_c^+ \bar{a}_1(1260)^-$	seen		2156
$\Lambda_c^+ \ell^- \bar{\nu}_\ell \text{anything}$	[p] $(9.0^{+3.1}_{-3.8})\%$		—
$p\pi^-$	$< 5.0 \times 10^{-5}$	90%	2732
pK^-	$< 5.0 \times 10^{-5}$	90%	2711

b -baryon ADMIXTURE ($\Lambda_b, \Xi_b, \Sigma_b, \Omega_b$)

Mean life $\tau = (1.20 \pm 0.07) \times 10^{-12}$ s

These branching fractions are actually an average over weakly decaying b -baryons weighted by their production rates in Z decay (or high-energy $p\bar{p}$) Γ branching ratios and detection efficiencies. They scale with the LEP Λ_b production fraction $B(b \rightarrow \Lambda_b)$ and are evaluated for our value $B(b \rightarrow \Lambda_b) = (10.1^{+3.9}_{-3.1})\%$.

The branching fractions $B(b\text{-baryon} \rightarrow \Lambda C^- \bar{\nu}_\ell \text{anything})$ and $B(\Lambda_b^0 \rightarrow \Lambda C^+ \ell^- \bar{\nu}_\ell \text{anything})$ are not pure measurements because the underlying measured products of these with $B(b \rightarrow \Lambda_b)$ were used to determine $B(b \rightarrow \Lambda_b) \Gamma$ as described in the note "Production and Decay of b -Flavored Hadrons."

b -baryon ADMIXTURE ($\Lambda_b, \Xi_b, \Sigma_b, \Omega_b$)	Fraction (Γ_i/Γ)	ρ (MeV/c)
$p\mu^- \bar{\nu}$ anything	$(4.9 \pm 2.4)\%$	—
$\Lambda C^- \bar{\nu}_\ell$ anything	$(3.1^{+1.9}_{-1.2})\%$	—
$\Lambda/\bar{\Lambda}$ anything	$(35^{+12}_{-14})\%$	—
$\Xi^- \ell^- \bar{\nu}_\ell$ anything	$(5.5^{+2.0}_{-2.4}) \times 10^{-3}$	—

NOTES

This Summary Table only includes established baryons. The Particle Listings include evidence for other baryons. The masses, widths and branching fractions for the resonances in this Table are Breit-Wigner parameters but pole positions are also given for most of the N and Δ resonances.

For most of the resonances the parameters come from various partial-wave analyses of more or less the same sets of data and it is not appropriate to treat the results of the analyses as independent or to average them together. Furthermore the systematic errors on the results are not well understood. Thus we usually only give ranges for the parameters. We then also give a best guess for the mass (as part of the name of the resonance) and for the width. The Note on N and Δ Resonances and the Note on Λ and Σ Resonances in the Particle Listings review the partial-wave analyses.

When a quantity has "($S = \dots$)" to its right the error on the quantity has been enlarged by the "scale factor" $S\Gamma$ defined as $S = \sqrt{\chi^2/(N-1)}$ where N is the number of measurements used in calculating the quantity. We do this when $S > 1$ which often indicates that the measurements are inconsistent. When $S > 1.25$ we also show in the Particle Listings an ideogram of the measurements. For more about $S\Gamma$ see the Introduction.

A decay momentum p is given for each decay mode. For a 2-body decay Γ is the momentum of each decay product in the rest frame of the decaying particle. For a 3-or-more-body decay Γ is the largest momentum any of the products can have in this frame. For any resonance the nominal mass is used in calculating p . A dagger ("†") in this column indicates that the mode is forbidden when the nominal masses of resonances are used but is in fact allowed due to the nonzero widths of the resonances.

- [a] The masses of the p and n are most precisely known in u (unified atomic mass units). The conversion factor to MeV/1 u = 931.49432 \pm 0.00028 MeV is less well known than are the masses in u.
- [b] The limit is from neutrality-of-matter experiments; it assumes $q_n = q_p + q_e$. See also the charge of the neutron.
- [c] The first limit is geochemical and independent of decay mode. The second entry a range of limits assumes the dominant decay modes are among those investigated. For antiprotons the best limit inferred from the observation of cosmic ray \bar{p} 's is $\tau_{\bar{p}} > 10^7$ yr if the cosmic-ray storage time but this limit depends on a number of assumptions. The best direct observation of stored antiprotons gives $\tau_{\bar{p}}/B(\bar{p} \rightarrow e^- \gamma) > 1848$ yr.
- [d] There is some controversy about whether nuclear physics and model dependence complicate the analysis for bound neutrons (from which the best limit comes). The second limit here is from reactor experiments with free neutrons.
- [e] The parameters $g_A \Gamma_{gV}$ and g_{WM} for semileptonic modes are defined by $\bar{B}_f \Gamma_{\lambda}(g_V + g_A \gamma_5) + i(g_{WM}/m_B) \sigma_{\lambda\nu} q^\nu B_f \Gamma$ is defined by $g_A/g_V = |g_A/g_V| e^{i\phi_{AV}}$. See the "Note on Baryon Decay Parameters" in the neutron Particle Listings.
- [f] Time-reversal invariance requires this to be 0° or 180° .
- [g] The decay parameters γ and Δ are calculated from α and ϕ using $\gamma = \sqrt{1-\alpha^2} \cos\phi$ $\tan\Delta = -\frac{1}{\alpha} \sqrt{1-\alpha^2} \sin\phi$. See the "Note on Baryon Decay Parameters" in the neutron Particle Listings.
- [h] See the Particle Listings for the pion momentum range used in this measurement.
- [i] The error given here is only an educated guess. It is larger than the error on the weighted average of the published values.
- [j] A theoretical value using QED.
- [k] See the "Note on Λ_c^+ Branching Fractions" in the Branching Fractions of the Λ_c^+ Particle Listings.
- [l] This branching fraction includes all the decay modes of the final-state resonance.
- [m] An ℓ indicates an e or a μ model not a sum over these modes.
- [n] The value is for the sum of the charge states of particle/antiparticle states indicated.
- [o] Assuming isospin conservation so that the other third is $\Lambda_c^+ \pi^0 \pi^0$.
- [p] Not a pure measurement. See note at head of Λ_b^0 Decay Modes.

SEARCHES SUMMARY TABLE

MONOPOLES, SUPERSYMMETRY, COMPOSITENESS, etc., SEARCHES FOR

Magnetic Monopole Searches

Isolated supermassive monopole candidate events have not been confirmed. The most sensitive experiments obtain negative results.
Best cosmic-ray supermassive monopole flux limit:
 $< 1.0 \times 10^{-15} \text{ cm}^{-2}\text{s}^{-1}\text{s}^{-1}$ for $1.1 \times 10^{-4} < \beta < 0.1$

Supersymmetric Particle Searches

Limits are based on the Minimal Supersymmetric Standard Model. Assumptions include: 1) $\tilde{\chi}_1^0$ (or $\tilde{\gamma}$) is lightest supersymmetric particle; 2) R -parity is conserved; 3) All scalar quarks (except \tilde{t}_L and \tilde{t}_R) are degenerate in mass, and $m_{\tilde{q}_R} = m_{\tilde{q}_L}$. 4) Limits for selectrons and smuons refer to the $\tilde{\ell}_R$ states.

See the Particle Listings for a Note giving details of supersymmetry.

$\tilde{\chi}_1^0$ — neutralinos (mixtures of $\tilde{\gamma}$, \tilde{Z}^0 , and \tilde{H}^0)
Mass $m_{\tilde{\chi}_1^0} > 10.9 \text{ GeV}$, CL = 95%
Mass $m_{\tilde{\chi}_2^0} > 45.3 \text{ GeV}$, CL = 95% [tan $\beta > 1$]
Mass $m_{\tilde{\chi}_3^0} > 75.8 \text{ GeV}$, CL = 95% [tan $\beta > 1$]
Mass $m_{\tilde{\chi}_4^0} > 127 \text{ GeV}$, CL = 95% [tan $\beta > 3$]

$\tilde{\chi}_1^\pm$ — charginos (mixtures of \tilde{W}^\pm and \tilde{H}^\pm)
Mass $m_{\tilde{\chi}_1^\pm} > 65.7 \text{ GeV}$, CL = 95% [$m_{\tilde{\chi}_1^\pm} - m_{\tilde{\chi}_0^0} \geq 2 \text{ GeV}$]
Mass $m_{\tilde{\chi}_2^\pm} > 99 \text{ GeV}$, CL = 95% [GUT relations assumed]

$\tilde{\nu}$ — scalar neutrino (sneutrino)
Mass $m > 37.1 \text{ GeV}$, CL = 95% [one flavor]
Mass $m > 43.1 \text{ GeV}$, CL = 95% [three degenerate flavors]

\tilde{e} — scalar electron (selectron)
Mass $m > 58 \text{ GeV}$, CL = 95% [$m_{\tilde{e}_R} - m_{\tilde{\chi}_1^0} \geq 4 \text{ GeV}$]

$\tilde{\mu}$ — scalar muon (smuon)
Mass $m > 55.6 \text{ GeV}$, CL = 95% [$m_{\tilde{\mu}_R} - m_{\tilde{\chi}_1^0} \geq 4 \text{ GeV}$]

$\tilde{\tau}$ — scalar tau (stau)
Mass $m > 45 \text{ GeV}$, CL = 95% [if $m_{\tilde{\chi}_1^0} < 38 \text{ GeV}$]

\tilde{q} — scalar quark (squark)
These limits include the effects of cascade decays, evaluated assuming a fixed value of the parameters μ and tan β . The limits are weakly sensitive to these parameters over much of parameter space. Limits assume GUT relations between gaugino masses and the gauge coupling; in particular that for $|\mu|$ not small, $m_{\tilde{\chi}_0^0} \approx m_{\tilde{g}}/6$.
Mass $m > 176 \text{ GeV}$, CL = 95% [any $m_{\tilde{g}} < 300 \text{ GeV}$, $\mu = -250 \text{ GeV}$, tan $\beta = 2$]
Mass $m > 224 \text{ GeV}$, CL = 95% [$m_{\tilde{g}} \leq m_{\tilde{q}}$, $\mu = -400 \text{ GeV}$, tan $\beta = 4$]

\tilde{g} — gluino
There is some controversy on whether gluinos in a low-mass window ($1 \lesssim m_{\tilde{g}} \lesssim 5 \text{ GeV}$) are excluded or not. See the Supersymmetry Listings for details.
The limits summarised here refer to the high-mass region ($m_{\tilde{g}} \gtrsim 5 \text{ GeV}$), and include the effects of cascade decays, evaluated assuming a fixed value of the parameters μ and tan β . The limits are weakly sensitive to these parameters over much of parameter space. Limits assume GUT relations between gaugino masses and the gauge coupling; in particular that for $|\mu|$ not small, $m_{\tilde{\chi}_0^0} \approx m_{\tilde{g}}/6$.
Mass $m > 173 \text{ GeV}$, CL = 95% [any $m_{\tilde{q}} \mu = -200 \text{ GeV}$, tan $\beta = 2$]
Mass $m > 212 \text{ GeV}$, CL = 95% [$m_{\tilde{g}} \geq m_{\tilde{q}}$, $\mu = -250 \text{ GeV}$, tan $\beta = 2$]

Quark and Lepton Compositeness, Searches for

Scale Limits Λ for Contact Interactions (the lowest dimensional interactions with four fermions)

If the Lagrangian has the form
$$\pm \frac{g^2}{2\Lambda^2} \bar{\psi}_L \gamma_\mu \psi_L \bar{\psi}_L \gamma^\mu \psi_L$$

(with $g^2/4\pi$ set equal to 1), then we define $\Lambda \equiv \Lambda_{\tilde{L}}$. For the full definitions and for other forms, see the Note in the Listings on Searches for Quark and Lepton Compositeness in the full Review and the original literature.

$\Lambda_{\tilde{L}}^+(eeee)$	$> 2.4 \text{ TeV}$, CL = 95%
$\Lambda_{\tilde{L}}^-(eeee)$	$> 3.6 \text{ TeV}$, CL = 95%
$\Lambda_{\tilde{L}}^+(ee\mu\mu)$	$> 2.6 \text{ TeV}$, CL = 95%
$\Lambda_{\tilde{L}}^-(ee\mu\mu)$	$> 2.9 \text{ TeV}$, CL = 95%
$\Lambda_{\tilde{L}}^+(ee\tau\tau)$	$> 1.9 \text{ TeV}$, CL = 95%
$\Lambda_{\tilde{L}}^-(ee\tau\tau)$	$> 3.0 \text{ TeV}$, CL = 95%
$\Lambda_{\tilde{L}}^+(\ell\ell\ell\ell)$	$> 3.5 \text{ TeV}$, CL = 95%
$\Lambda_{\tilde{L}}^-(\ell\ell\ell\ell)$	$> 3.8 \text{ TeV}$, CL = 95%
$\Lambda_{\tilde{L}}^+(eeqq)$	$> 2.5 \text{ TeV}$, CL = 95%
$\Lambda_{\tilde{L}}^-(eeqq)$	$> 3.7 \text{ TeV}$, CL = 95%
$\Lambda_{\tilde{L}}^+(eebb)$	$> 3.1 \text{ TeV}$, CL = 95%
$\Lambda_{\tilde{L}}^-(eebb)$	$> 2.9 \text{ TeV}$, CL = 95%
$\Lambda_{\tilde{L}}^+(\mu\mu qq)$	$> 2.9 \text{ TeV}$, CL = 95%
$\Lambda_{\tilde{L}}^-(\mu\mu qq)$	$> 4.2 \text{ TeV}$, CL = 95%
$\Lambda_{\tilde{L}R}^+(\nu_\mu \nu_e \mu e)$	$> 3.1 \text{ TeV}$, CL = 90%
$\Lambda_{\tilde{L}}^+(qqqq)$	$> 1.6 \text{ TeV}$, CL = 95%

Excited Leptons

The limits from $\ell^{*+} \ell^{*-}$ do not depend on λ (where λ is the $\ell\ell^*$ transition coupling). The λ -dependent limits assume chiral coupling, except for the third limit for e^* which is for nonchiral coupling. For chiral coupling, this limit corresponds to $\lambda_\gamma = \sqrt{2}$.

$e^{*\pm}$ — excited electron	
Mass $m > 85.0 \text{ GeV}$, CL = 95%	(from $e^{*+} e^{*-}$)
Mass $m > 91 \text{ GeV}$, CL = 95%	(if $\lambda_Z > 1$)
Mass $m > 194 \text{ GeV}$, CL = 95%	(if $\lambda_\gamma = 1$)
$\mu^{*\pm}$ — excited muon	
Mass $m > 85.3 \text{ GeV}$, CL = 95%	(from $\mu^{*+} \mu^{*-}$)
Mass $m > 91 \text{ GeV}$, CL = 95%	(if $\lambda_Z > 1$)
$\tau^{*\pm}$ — excited tau	
Mass $m > 84.6 \text{ GeV}$, CL = 95%	(from $\tau^{*+} \tau^{*-}$)
Mass $m > 90 \text{ GeV}$, CL = 95%	(if $\lambda_Z > 0.18$)
ν^* — excited neutrino	
Mass $m > 84.9 \text{ GeV}$, CL = 95%	(from $\nu^* \bar{\nu}^*$)
Mass $m > 91 \text{ GeV}$, CL = 95%	(if $\lambda_Z > 1$)
Mass $m = \text{none } 40\text{--}96 \text{ GeV}$, CL = 95%	(from $e p \rightarrow \nu^* X$)
q^* — excited quark	
Mass $m > 45.6 \text{ GeV}$, CL = 95%	(from $q^* \bar{q}^*$)
Mass $m > 88 \text{ GeV}$, CL = 95%	(if $\lambda_Z > 1$)
Mass $m > 570 \text{ GeV}$, CL = 95%	($p\bar{p} \rightarrow q^* X$)

Color Sextet and Octet Particles

Color Sextet Quarks (q_6)	
Mass $m > 84 \text{ GeV}$, CL = 95%	(Stable q_6)
Color Octet Charged Leptons (ℓ_8)	
Mass $m > 86 \text{ GeV}$, CL = 95%	(Stable ℓ_8)
Color Octet Neutrinos (ν_8)	
Mass $m > 110 \text{ GeV}$, CL = 90%	($\nu_8 \rightarrow \nu g$)

TESTS OF CONSERVATION LAWS

TESTS OF CONSERVATION LAWS

Revised by L. Wolfenstein and T.G. Trippe May 1998.

In keeping with the current interest in tests of conservation laws we collect together a Table of experimental limits on all weak and electromagnetic decays, mass differences, and moments, and on a few reactions whose observation would violate conservation laws. The Table is given only in the full *Review of Particle Physics* not in the Particle Physics Booklet. For the benefit of Booklet readers we include the best limits from the Table in the following text. Limits in this text are for CL=90% unless otherwise specified. The Table is in two parts: "Discrete Space-Time Symmetries" *i.e.* Γ CP, Γ TCPT and Γ CPT; and "Number Conservation Laws" *i.e.* Γ lepton, Γ baryon, Γ hadronic flavor, Γ and charge conservation. The references for these data can be found in the Particle Listings in the *Review*. A discussion of these tests follows.

CPT INVARIANCE

General principles of relativistic field theory require invariance under the combined transformation Γ CPT. The simplest tests of Γ CPT invariance are the equality of the masses and lifetimes of a particle and its antiparticle. The best test comes from the limit on the mass difference between K^0 and \bar{K}^0 . Any such difference contributes to the Γ CP-violating parameter ϵ . Assuming Γ CPT invariance Γ ϕ_0 the phase of ϵ should be very close to 44° . (See the "Note on Γ CP Violation in K_L^0 Decay" in the Particle Listings.) In contrast if the entire source of Γ CP violation in K^0 decays were a $K^0 - \bar{K}^0$ mass difference Γ ϕ_ϵ would be $44^\circ + 90^\circ$. Assuming that there is no other source of Γ CPT violation than this mass difference it is possible to deduce that [1]

$$m_{\bar{K}^0} - m_{K^0} \approx \frac{2(m_{K_L^0} - m_{K_S^0})|\eta|(\frac{2}{3}\phi_{+-} + \frac{1}{3}\phi_{00} - \phi_0)}{\sin \phi_0},$$

where $\phi_0 = 43.5^\circ$ with an uncertainty of less than 0.1° . Using our best values of the Γ CP-violation parameters we get $|(m_{\bar{K}^0} - m_{K^0})/m_{K^0}| \leq 10^{-18}$. Limits can also be placed on specific Γ CPT-violating decay amplitudes. Given the small value of $(1 - |\eta_{00}/\eta_{+-}|)$ the value of $\phi_{00} - \phi_{+-}$ provides a measure of Γ CPT violation in $K_L^0 \rightarrow 2\pi$ decay. Results from CERN [1] and Fermilab [2] indicate no Γ CPT-violating effect.

CP AND T INVARIANCE

Given Γ CPT invariance Γ CP violation and Γ T violation are equivalent. So far the only evidence for Γ CP or Γ T violation comes from the measurements of η_{+-} Γ η_{00} and the semileptonic decay charge asymmetry for $K_L^0 \Gamma e, g, \Gamma \eta_{+-} = |A(K_L^0 \rightarrow \pi^+ \pi^-) / A(K_S^0 \rightarrow \pi^+ \pi^-)| = (2.285 \pm 0.019) \times 10^{-3}$ and $[\Gamma(K_L^0 \rightarrow \pi^- e^+ \nu) - \Gamma(K_L^0 \rightarrow \pi^+ e^- \bar{\nu})] / [\text{sum}] = (0.333 \pm 0.014)\%$. Other searches for Γ CP or Γ T violation divide into (a) those that involve weak interactions or parity violation and (b) those that involve processes otherwise allowed by the strong or electromagnetic interactions. In class (a) the most sensitive are probably the searches for an electric dipole moment of the neutron measured to be $< 1.0 \times 10^{-25}$ e cm and the electron $(-0.18 \pm 0.16) \times 10^{-26}$ e cm. A nonzero value requires both Γ P and Γ T violation. Class (b) includes the search for Γ C violation in η decay believed to be an electromagnetic process $\Gamma e, g, \Gamma$ as measured by $\Gamma(\eta \rightarrow \mu^+ \mu^- \pi^0) / \Gamma(\eta \rightarrow \text{all}) < 5 \times 10^{-6}$ and searches for Γ T violation in a number of nuclear and electromagnetic reactions.

CONSERVATION OF LEPTON NUMBERS

Present experimental evidence and the standard electroweak theory are consistent with the absolute conservation of three separate lepton numbers: electron number L_e , muon number L_μ and tau number L_τ . Searches for violations are of the following types:

a) $\Delta L = 2$ for one type of lepton. The best limit comes from the search for neutrinoless double beta decay $(Z, A) \rightarrow (Z + 2, A) + e^- + e^-$. The best laboratory limit is $t_{1/2} > 1.1 \times 10^{25}$ yr (CL=90%) for ^{76}Ge .

b) Conversion of one lepton type to another. For purely leptonic processes the best limits are on $\mu \rightarrow e\gamma$ and $\mu \rightarrow 3e$ measured as $\Gamma(\mu \rightarrow e\gamma) / \Gamma(\mu \rightarrow \text{all}) < 5 \times 10^{-11}$ and $\Gamma(\mu \rightarrow 3e) / \Gamma(\mu \rightarrow \text{all}) < 1.0 \times 10^{-12}$. For semileptonic processes the best limit comes from the coherent conversion process in a muonic atom $\Gamma(\mu^- + (Z, A) \rightarrow e^- + (Z, A))$ measured as $\Gamma(\mu^- \text{Ti} \rightarrow e^- \text{Ti}) / \Gamma(\mu^- \text{Ti} \rightarrow \text{all}) < 4 \times 10^{-12}$. Of special interest is the case in which the hadronic flavor also changes Γ as in $K_L \rightarrow e\mu$ and $K^+ \rightarrow \pi^+ e^- \mu^+$ measured as $\Gamma(K_L \rightarrow e\mu) / \Gamma(K_L \rightarrow \text{all}) < 3.3 \times 10^{-11}$ and $\Gamma(K^+ \rightarrow \pi^+ e^- \mu^+) / \Gamma(K^+ \rightarrow \text{all}) < 2.1 \times 10^{-10}$. Limits on the conversion of τ into e or μ are found in τ decay and are much less stringent than those for $\mu \rightarrow e$ conversion $\Gamma e, g, \Gamma(\tau \rightarrow \mu\gamma) / \Gamma(\tau \rightarrow \text{all}) < 3.0 \times 10^{-6}$ and $\Gamma(\tau \rightarrow e\gamma) / \Gamma(\tau \rightarrow \text{all}) < 2.7 \times 10^{-6}$.

c) Conversion of one type of lepton into another type of antilepton. The case most studied is $\mu^- + (Z, A) \rightarrow e^+ + (Z - 2, A)$ the strongest limit being $\Gamma(\mu^- \text{Ti} \rightarrow e^+ \text{Ca}) / \Gamma(\mu^- \text{Ti} \rightarrow \text{all}) < 9 \times 10^{-11}$.

d) Relation to neutrino mass. If neutrinos have mass then it is expected even in the standard electroweak theory that the lepton numbers are not separately conserved as a consequence of lepton mixing analogous to Cabibbo quark mixing. However in this case lepton-number-violating processes such as $\mu \rightarrow e\gamma$ are expected to have extremely small probability. For small neutrino masses the lepton-number violation would be observed first in neutrino oscillations which have been the subject of extensive experimental searches. For example searches for $\bar{\nu}_e$ disappearance which we label as $\bar{\nu}_e \rightarrow \bar{\nu}_e$ give measured limits $\Delta(m^2) < 9 \times 10^{-4}$ eV² for $\sin^2(2\theta) = 1$ and $\sin^2(2\theta) < 0.02$ for large $\Delta(m^2)$ where θ is the neutrino mixing angle. Possible evidence for mixing has come from two sources. The deficit in the solar neutrino flux compared with solar model calculations could be explained by oscillations with $\Delta(m^2) \leq 10^{-5}$ eV² causing the disappearance of ν_e . In addition underground detectors observing neutrinos produced by cosmic rays in the atmosphere have measured a ν_μ/ν_e ratio much less than expected and also a deficiency of upward going ν_μ compared to downward. This could be explained by oscillations leading to the disappearance of ν_μ with $\Delta(m^2)$ of the order $10^{-2} - 10^{-3}$ eV².

CONSERVATION OF HADRONIC FLAVORS

In strong and electromagnetic interactions hadronic flavor is conserved *i.e.* the conversion of a quark of one flavor (d, u, s, c, b, t) into a quark of another flavor is forbidden. In the Standard Model the weak interactions violate these conservation laws in a manner described by the Cabibbo-Kobayashi-Maskawa mixing (see the section "Cabibbo-Kobayashi-Maskawa Mixing Matrix"). The way in which these conservation laws are violated is tested as follows:

a) $\Delta S = \Delta Q$ rule. In the semileptonic decay of strange particles the strangeness change equals the change in charge of the hadrons. Tests come from limits on decay rates such as

$\Gamma(\Sigma^+ \rightarrow n e^+ \nu) / \Gamma(\Sigma^+ \rightarrow \text{all}) < 5 \times 10^{-6} \Gamma$ and from a detailed analysis of $K_L \rightarrow \pi e \nu$ which yields the parameter $x \Gamma$ measured to be $(\text{Re } x \Gamma \text{Im } x) = (0.006 \pm 0.018 \Gamma - 0.003 \pm 0.026)$. Corresponding rules are $\Delta C = \Delta Q$ and $\Delta B = \Delta Q$.

b) Change of flavor by two units. In the Standard Model this occurs only in second-order weak interactions. The classic example is $\Delta S = 2$ via $K^0 - \bar{K}^0$ mixing Γ which is directly measured by $m(K_S) - m(K_L) = (3.489 \pm 0.009) \times 10^{-12}$ MeV. There is now evidence for $B^0 - \bar{B}^0$ mixing ($\Delta B = 2$) Γ with the corresponding mass difference between the eigenstates $(m_{B_H^0} - m_{B_L^0}) = (0.723 \pm 0.032) \Gamma_{B^0} = (3.05 \pm 0.12) \times 10^{-10}$ MeV and for $B_s^0 - \bar{B}_s^0$ mixing Γ with $(m_{B_{sH}^0} - m_{B_{sL}^0}) > 14 \Gamma_{B_s^0}$ or $> 6 \times 10^{-9}$ MeV (CL=95%). No evidence exists for $D^0 - \bar{D}^0$ mixing Γ which is expected to be much smaller in the Standard Model.

c) Flavor-changing neutral currents. In the Standard Model the neutral-current interactions do not change flavor. The low rate $\Gamma(K_L \rightarrow \mu^+ \mu^-) / \Gamma(K_L \rightarrow \text{all}) = (7.2 \pm 0.5) \times 10^{-9}$ puts limits on such interactions; the nonzero value for this rate is attributed to a combination of the weak and electromagnetic interactions. The best test should come from $K^+ \rightarrow \pi^+ \nu \bar{\nu}$ which occurs in the Standard Model only as a second-order weak process with a branching fraction of (1 to 8) $\times 10^{-10}$. Observation of one event has been reported [4] Γ yielding $\Gamma(K^+ \rightarrow \pi^+ \nu \bar{\nu}) / \Gamma(K^+ \rightarrow \text{all}) = (4.2^{+3.3}_{-3.3}) \times 10^{-10}$. Limits for charm-changing or bottom-changing neutral currents are much less stringent: $\Gamma(D^0 \rightarrow \mu^+ \mu^-) / \Gamma(D^0 \rightarrow \text{all}) < 4 \times 10^{-6}$ and $\Gamma(B^0 \rightarrow \mu^+ \mu^-) / \Gamma(B^0 \rightarrow \text{all}) < 7 \times 10^{-7}$. One cannot isolate flavor-changing neutral current (FCNC) effects in non leptonic decays. For example the FCNC transition $s \rightarrow d + (\bar{u} + u)$ is equivalent to the charged-current transition $s \rightarrow u + (\bar{u} + d)$. Tests for FCNC are therefore limited to hadron decays into lepton pairs. Such decays are expected only in second-order in the electroweak coupling in the Standard Model.

References

1. R. Carosi *et al.* Phys. Lett. **B237** 303 (1990).
2. M. Karlsson *et al.* Phys. Rev. Lett. **64** 2976 (1990); L.K. Gibbons *et al.* Phys. Rev. Lett. **70** 1199 (1993).
3. B. Schwingerheuer *et al.* Phys. Rev. Lett. **74** 4376 (1995).
4. S. Adler *et al.* Phys. Rev. Lett. **79** 2204 (1997).

TESTS OF DISCRETE SPACE-TIME SYMMETRIES

CHARGE CONJUGATION (C) INVARIANCE

$\Gamma(\pi^0 \rightarrow 3\gamma) / \Gamma_{\text{total}}$	$< 3.1 \times 10^{-8} \Gamma_{\text{CL}} = 90\%$
η C-nonconserving decay parameters	
$\pi^+ \pi^- \pi^0$ left-right asymmetry parameter	$(0.09 \pm 0.17) \times 10^{-2}$
$\pi^+ \pi^- \pi^0$ sextant asymmetry parameter	$(0.18 \pm 0.16) \times 10^{-2}$
$\pi^+ \pi^- \pi^0$ quadrant asymmetry parameter	$(-0.17 \pm 0.17) \times 10^{-2}$
$\pi^+ \pi^- \gamma$ left-right asymmetry parameter	$(0.9 \pm 0.4) \times 10^{-2}$
$\pi^+ \pi^- \gamma$ parameter β (D-wave)	0.05 ± 0.06 ($S = 1.5$)
$\Gamma(\eta \rightarrow 3\gamma) / \Gamma_{\text{total}}$	$< 5 \times 10^{-4} \Gamma_{\text{CL}} = 95\%$
$\Gamma(\eta \rightarrow \pi^0 e^+ e^-) / \Gamma_{\text{total}}$	[a] $< 4 \times 10^{-5} \Gamma_{\text{CL}} = 90\%$
$\Gamma(\eta \rightarrow \pi^0 \mu^+ \mu^-) / \Gamma_{\text{total}}$	[a] $< 5 \times 10^{-6} \Gamma_{\text{CL}} = 90\%$
$\Gamma(\omega(782) \rightarrow \eta \pi^0) / \Gamma_{\text{total}}$	$< 1 \times 10^{-3} \Gamma_{\text{CL}} = 90\%$
$\Gamma(\omega(782) \rightarrow 3\pi^0) / \Gamma_{\text{total}}$	$< 3 \times 10^{-4} \Gamma_{\text{CL}} = 90\%$
$\Gamma(\eta'(958) \rightarrow \pi^0 e^+ e^-) / \Gamma_{\text{total}}$	[a] $< 1.3 \times 10^{-2} \Gamma_{\text{CL}} = 90\%$
$\Gamma(\eta'(958) \rightarrow \eta e^+ e^-) / \Gamma_{\text{total}}$	[a] $< 1.1 \times 10^{-2} \Gamma_{\text{CL}} = 90\%$
$\Gamma(\eta'(958) \rightarrow 3\gamma) / \Gamma_{\text{total}}$	$< 1.0 \times 10^{-4} \Gamma_{\text{CL}} = 90\%$
$\Gamma(\eta'(958) \rightarrow \mu^+ \mu^- \pi^0) / \Gamma_{\text{total}}$	[a] $< 6.0 \times 10^{-5} \Gamma_{\text{CL}} = 90\%$
$\Gamma(\eta'(958) \rightarrow \mu^+ \mu^- \eta) / \Gamma_{\text{total}}$	[a] $< 1.5 \times 10^{-5} \Gamma_{\text{CL}} = 90\%$

Limits are given at the 90% confidence level while errors are given as ± 1 standard deviation.

PARITY (P) INVARIANCE

e electric dipole moment	$(0.18 \pm 0.16) \times 10^{-26}$ ecm
μ electric dipole moment	$(3.7 \pm 3.4) \times 10^{-19}$ ecm
τ electric dipole moment (d_τ)	> -3.1 and $< 3.1 \times 10^{-16}$ ecm CL = 95%
$\Gamma(\eta \rightarrow \pi^+ \pi^-) / \Gamma_{\text{total}}$	$< 9 \times 10^{-4} \Gamma_{\text{CL}} = 90\%$
$\Gamma(\eta'(958) \rightarrow \pi^+ \pi^-) / \Gamma_{\text{total}}$	$< 2 \times 10^{-2} \Gamma_{\text{CL}} = 90\%$
$\Gamma(\eta'(958) \rightarrow \pi^0 \pi^0) / \Gamma_{\text{total}}$	$< 9 \times 10^{-4} \Gamma_{\text{CL}} = 90\%$
p electric dipole moment	$(-4 \pm 6) \times 10^{-23}$ ecm
n electric dipole moment	$< 0.97 \times 10^{-25}$ ecm $\Gamma_{\text{CL}} = 90\%$
Λ electric dipole moment	$< 1.5 \times 10^{-16}$ ecm $\Gamma_{\text{CL}} = 95\%$

TIME REVERSAL (T) INVARIANCE

Limits on $e_s, \mu_s, \tau_s, p_s, n_s$ and Λ electric dipole moments under Parity Invariance above are also tests of Time Reversal Invariance.

μ decay parameters		0.007 ± 0.023
transverse e^+ polarization normal to plane of $\mu, \text{spin} \uparrow e^+$ momentum		
α' / A		$(0 \pm 4) \times 10^{-3}$
β' / A		$(2 \pm 6) \times 10^{-3}$
τ electric dipole moment (d_τ)		> -3.1 and $< 3.1 \times 10^{-16}$ ecm CL = 95%
$\text{Im}(\xi)$ in $K_{\mu 3}^{\pm}$ decay (from transverse μ pol.)		-0.017 ± 0.025
$\text{Im}(\xi)$ in $K_{\mu 3}^0$ decay (from transverse μ pol.)		-0.007 ± 0.026
n $pe^- \nu$ decay parameters		
$\phi_{AV} \Gamma$ phase of g_A relative to g_V	[b]	$(180.07 \pm 0.18)^\circ$
triple correlation coefficient D		$(-0.5 \pm 1.4) \times 10^{-3}$
triple correlation coefficient D for $\Sigma^- \rightarrow ne^- \bar{\nu}_e$		0.11 ± 0.10

CP INVARIANCE

$\text{Re}(d_\tau^W)$	$< 0.56 \times 10^{-17}$ ecm $\Gamma_{\text{CL}} = 95\%$
$\text{Im}(d_\tau^W)$	$< 1.5 \times 10^{-17}$ ecm $\Gamma_{\text{CL}} = 95\%$
$\Gamma(\eta \rightarrow \pi^+ \pi^-) / \Gamma_{\text{total}}$	$< 9 \times 10^{-4} \Gamma_{\text{CL}} = 90\%$
$\Gamma(\eta'(958) \rightarrow \pi^+ \pi^-) / \Gamma_{\text{total}}$	$< 2 \times 10^{-2} \Gamma_{\text{CL}} = 90\%$
$\Gamma(\eta'(958) \rightarrow \pi^0 \pi^0) / \Gamma_{\text{total}}$	$< 9 \times 10^{-4} \Gamma_{\text{CL}} = 90\%$
$K^{\pm} \rightarrow \pi^{\pm} \pi^+ \pi^-$ rate difference/average	$(0.07 \pm 0.12)\%$
$K^{\pm} \rightarrow \pi^{\pm} \pi^0 \pi^0$ rate difference/average	$(0.0 \pm 0.6)\%$
$K^{\pm} \rightarrow \pi^{\pm} \pi^0 \gamma$ rate difference/average	$(0.9 \pm 3.3)\%$
$(g_{\tau^+} - g_{\tau^-}) / (g_{\tau^+} + g_{\tau^-})$ for $K^{\pm} \rightarrow \pi^{\pm} \pi^+ \pi^-$	$(-0.7 \pm 0.5)\%$
CP-violation parameters in K_S^0 decay	
$\text{Im}(\eta_{100}) = \text{Im}(A(K_S^0 \rightarrow \pi^+ \pi^- \pi^0 \Gamma_{\text{CP-violating}}) / A(K_L^0 \rightarrow \pi^+ \pi^- \pi^0))$	-0.002 ± 0.008
$\text{Im}(\eta_{100})^2 = \Gamma(K_S^0 \rightarrow 3\pi^0) / \Gamma(K_L^0 \rightarrow 3\pi^0)$	$< 0.1 \Gamma_{\text{CL}} = 90\%$
charge asymmetry j for $K_L^0 \rightarrow \pi^+ \pi^- \pi^0$	0.0011 ± 0.0008
$ \epsilon'_{+-} / \epsilon$ for $K_L^0 \rightarrow \pi^+ \pi^- \gamma$	$< 0.3 \Gamma_{\text{CL}} = 90\%$
$\Gamma(K_L^0 \rightarrow \pi^0 \mu^+ \mu^-) / \Gamma_{\text{total}}$	[c] $< 5.1 \times 10^{-9} \Gamma_{\text{CL}} = 90\%$
$\Gamma(K_L^0 \rightarrow \pi^0 e^+ e^-) / \Gamma_{\text{total}}$	[c] $< 4.3 \times 10^{-9} \Gamma_{\text{CL}} = 90\%$
$\Gamma(K_L^0 \rightarrow \pi^0 \nu \bar{\nu}) / \Gamma_{\text{total}}$	[d] $< 5.8 \times 10^{-5} \Gamma_{\text{CL}} = 90\%$
$A_{CP}(K^+ K^- \pi^{\pm})$ in $D^{\pm} \rightarrow K^+ K^- \pi^{\pm}$	-0.017 ± 0.027
$A_{CP}(K^{\pm} K^{*0})$ in $D^+ \rightarrow K^+ \bar{K}^{*0}$ and $D^- \rightarrow K^- K^{*0}$	-0.02 ± 0.05
$A_{CP}(\phi \pi^{\pm})$ in $D^{\pm} \rightarrow \phi \pi^{\pm}$	-0.014 ± 0.033
$A_{CP}(\pi^+ \pi^- \pi^{\pm})$ in $D^{\pm} \rightarrow \pi^+ \pi^- \pi^{\pm}$	-0.02 ± 0.04
$A_{CP}(K^+ K^-)$ in $D^0 \Gamma \bar{D}^0 \rightarrow K^+ K^-$	0.026 ± 0.035
$A_{CP}(\pi^+ \pi^-)$ in $D^0 \Gamma \bar{D}^0 \rightarrow \pi^+ \pi^-$	-0.05 ± 0.08
$A_{CP}(K_S^0 \phi)$ in $D^0 \Gamma \bar{D}^0 \rightarrow K_S^0 \phi$	-0.03 ± 0.09
$A_{CP}(K_S^0 \pi^0)$ in $D^0 \Gamma \bar{D}^0 \rightarrow K_S^0 \pi^0$	-0.018 ± 0.030
$ \text{Re}(\epsilon_{50}) $	0.002 ± 0.008
$[\alpha_-(A) + \alpha_+(\bar{A})] / [\alpha_-(A) - \alpha_+(\bar{A})]$	-0.03 ± 0.06

CP VIOLATION OBSERVED

K_L^0 branching ratios

charge asymmetry in K_S^0 decays

$$\delta(\mu) = [\Gamma(\pi^-\mu^+\nu_\mu) - \Gamma(\pi^+\mu^-\nu_\mu)] / \text{sum} \quad (0.304 \pm 0.025)\%$$

$$\delta(e) = [\Gamma(\pi^-\nu_e) - \Gamma(\pi^+\nu_e)] / \text{sum} \quad (0.333 \pm 0.014)\%$$

parameters for $K_L^0 \rightarrow 2\pi$ decay

$$|\eta_{00}| = |A(K_L^0 \rightarrow 2\pi^0) / A(K_S^0 \rightarrow 2\pi^0)| \quad (2.275 \pm 0.019) \times 10^{-3} \quad (S = 1.1)$$

$$|\eta_{+-}| = |A(K_L^0 \rightarrow \pi^+\pi^-) / A(K_S^0 \rightarrow \pi^+\pi^-)| \quad (2.285 \pm 0.019) \times 10^{-3}$$

$$\epsilon'/\epsilon \approx \text{Re}(\epsilon'/\epsilon) = (1 - |\eta_{00}/\eta_{+-}|) / 3 \quad [e] \quad (1.5 \pm 0.8) \times 10^{-3} \quad (S = 1.8)$$

$$\phi_{+-} \Gamma \text{ phase of } \eta_{+-} \quad (43.5 \pm 0.6)^\circ$$

$$\phi_{00} \Gamma \text{ phase of } \eta_{00} \quad (43.4 \pm 1.0)^\circ$$

parameters for $K_L^0 \rightarrow \pi^+\pi^-\gamma$ decay

$$|\eta_{+-\gamma}| = |A(K_L^0 \rightarrow \pi^+\pi^-\gamma) \Gamma \text{ CP violating} / A(K_S^0 \rightarrow \pi^+\pi^-\gamma)| \quad (2.35 \pm 0.07) \times 10^{-3}$$

$$\phi_{+-\gamma} = \text{phase of } \eta_{+-\gamma} \quad (44 \pm 4)^\circ$$

$$\Gamma(K_L^0 \rightarrow \pi^+\pi^-\gamma) / \Gamma_{\text{total}} \quad (2.067 \pm 0.035) \times 10^{-3} \quad (S = 1.1)$$

$$\Gamma(K_L^0 \rightarrow \pi^0\pi^0\gamma) / \Gamma_{\text{total}} \quad (9.36 \pm 0.20) \times 10^{-4}$$

CPT INVARIANCE

$$(m_{W^+} - m_{W^-}) / m_{\text{average}} \quad -0.002 \pm 0.007$$

$$(m_{e^+} - m_{e^-}) / m_{\text{average}} \quad < 4 \times 10^{-9} \Gamma \text{CL} = 90\%$$

$$|q_{e^+} + q_{e^-}| / e \quad < 2 \times 10^{-18}$$

$$(g_{e^+} - g_{e^-}) / g_{\text{average}} \quad (-0.5 \pm 2.1) \times 10^{-12}$$

$$(\tau_{\mu^+} - \tau_{\mu^-}) / \tau_{\text{average}} \quad (2 \pm 8) \times 10^{-5}$$

$$(g_{\mu^+} - g_{\mu^-}) / g_{\text{average}} \quad (-2.6 \pm 1.6) \times 10^{-8}$$

$$(m_{\pi^+} - m_{\pi^-}) / m_{\text{average}} \quad (2 \pm 5) \times 10^{-4}$$

$$(\tau_{\pi^+} - \tau_{\pi^-}) / \tau_{\text{average}} \quad (6 \pm 7) \times 10^{-4}$$

$$(m_{K^+} - m_{K^-}) / m_{\text{average}} \quad (-0.6 \pm 1.8) \times 10^{-4}$$

$$(\tau_{K^+} - \tau_{K^-}) / \tau_{\text{average}} \quad (0.11 \pm 0.09)\% \quad (S = 1.2)$$

$$K^\pm \rightarrow \mu^\pm \nu_\mu \text{ rate difference/average} \quad (-0.5 \pm 0.4)\%$$

$$K^\pm \rightarrow \pi^\pm \pi^0 \text{ rate difference/average} \quad [f] \quad (0.8 \pm 1.2)\%$$

$$|m_{K^0} - m_{\bar{K}^0}| / m_{\text{average}} \quad [g] \quad < 10^{-18}$$

$$\text{phase difference } \phi_{00} - \phi_{+-} \quad (-0.1 \pm 0.8)^\circ$$

CPT-violation parameters in K^0 decay

real part of Δ 0.018 ± 0.020

imaginary part of Δ 0.02 ± 0.04

$$(\frac{q_p}{m_p} - \frac{\bar{q}_p}{m_{\bar{p}}}) / |q_p| \text{ average} \quad (1.5 \pm 1.1) \times 10^{-9}$$

$$|q_p + q_{\bar{p}}| / e \quad < 2 \times 10^{-5}$$

$$(\mu_p + \mu_{\bar{p}}) / |\mu| \text{ average} \quad (-2.6 \pm 2.9) \times 10^{-3}$$

$$(m_n - m_{\bar{n}}) / m_{\text{average}} \quad (9 \pm 5) \times 10^{-5}$$

$$(m_\Lambda - m_{\bar{\Lambda}}) / m_\Lambda \quad (-1.0 \pm 0.9) \times 10^{-5}$$

$$(\tau_\Lambda - \tau_{\bar{\Lambda}}) / \tau_{\text{average}} \quad 0.04 \pm 0.09$$

$$(\mu_{\Sigma^+} + \mu_{\Sigma^-}) / |\mu| \text{ average} \quad 0.014 \pm 0.015$$

$$(m_{\Xi^-} - m_{\Xi^+}) / m_{\text{average}} \quad (1.1 \pm 2.7) \times 10^{-4}$$

$$(\tau_{\Xi^-} - \tau_{\Xi^+}) / \tau_{\text{average}} \quad 0.02 \pm 0.18$$

$$(m_{\Omega^-} - m_{\Omega^+}) / m_{\text{average}} \quad (0 \pm 5) \times 10^{-4}$$

TESTS OF NUMBER CONSERVATION LAWS

LEPTON FAMILY NUMBER

Lepton family number conservation means separate conservation of each of L_e, L_μ, L_τ .

$$\Gamma(Z \rightarrow e^\pm \mu^\mp) / \Gamma_{\text{total}} \quad [h] \quad < 1.7 \times 10^{-6} \Gamma \text{CL} = 95\%$$

$$\Gamma(Z \rightarrow e^\pm \tau^\mp) / \Gamma_{\text{total}} \quad [h] \quad < 9.8 \times 10^{-6} \Gamma \text{CL} = 95\%$$

$$\Gamma(Z \rightarrow \mu^\pm \tau^\mp) / \Gamma_{\text{total}} \quad [h] \quad < 1.2 \times 10^{-5} \Gamma \text{CL} = 95\%$$

limit on $\mu^- \rightarrow e^-$ conversion

$$\sigma(\mu^- 32S \rightarrow e^- 32S) / \sigma(\mu^- 32S \rightarrow \nu_\mu 32P^*) \quad < 7 \times 10^{-11} \Gamma \text{CL} = 90\%$$

$$\sigma(\mu^- \text{Ti} \rightarrow e^- \text{Ti}) / \sigma(\mu^- \text{Ti} \rightarrow \text{capture}) \quad < 4.3 \times 10^{-12} \Gamma \text{CL} = 90\%$$

$$\sigma(\mu^- \text{Pb} \rightarrow e^- \text{Pb}) / \sigma(\mu^- \text{Pb} \rightarrow \text{capture}) \quad < 4.6 \times 10^{-11} \Gamma \text{CL} = 90\%$$

limit on muonium \rightarrow antimuonium conversion $R_g = G_C / G_F$ $< 0.018 \Gamma \text{CL} = 90\%$

$$\Gamma(\mu^- \rightarrow e^- \nu_e \bar{\nu}_\mu) / \Gamma_{\text{total}} \quad [i] \quad < 1.2 \times 10^{-2} \Gamma \text{CL} = 90\%$$

$$\Gamma(\mu^- \rightarrow e^- \gamma) / \Gamma_{\text{total}} \quad < 4.9 \times 10^{-11} \Gamma \text{CL} = 90\%$$

$$\Gamma(\mu^- \rightarrow e^- e^+ e^-) / \Gamma_{\text{total}} \quad < 1.0 \times 10^{-12} \Gamma \text{CL} = 90\%$$

$$\Gamma(\mu^- \rightarrow e^- 2\gamma) / \Gamma_{\text{total}} \quad < 7.2 \times 10^{-11} \Gamma \text{CL} = 90\%$$

$$\Gamma(\tau^- \rightarrow e^- \gamma) / \Gamma_{\text{total}} \quad < 2.7 \times 10^{-6} \Gamma \text{CL} = 90\%$$

$$\Gamma(\tau^- \rightarrow \mu^- \gamma) / \Gamma_{\text{total}} \quad < 3.0 \times 10^{-6} \Gamma \text{CL} = 90\%$$

$$\Gamma(\tau^- \rightarrow e^- \pi^0) / \Gamma_{\text{total}} \quad < 3.7 \times 10^{-6} \Gamma \text{CL} = 90\%$$

$$\Gamma(\tau^- \rightarrow \mu^- \pi^0) / \Gamma_{\text{total}} \quad < 4.0 \times 10^{-6} \Gamma \text{CL} = 90\%$$

$$\Gamma(\tau^- \rightarrow e^- K^0) / \Gamma_{\text{total}} \quad < 1.3 \times 10^{-3} \Gamma \text{CL} = 90\%$$

$$\Gamma(\tau^- \rightarrow \mu^- K^0) / \Gamma_{\text{total}} \quad < 1.0 \times 10^{-3} \Gamma \text{CL} = 90\%$$

$$\Gamma(\tau^- \rightarrow e^- \eta) / \Gamma_{\text{total}} \quad < 8.2 \times 10^{-6} \Gamma \text{CL} = 90\%$$

$$\Gamma(\tau^- \rightarrow \mu^- \eta) / \Gamma_{\text{total}} \quad < 9.6 \times 10^{-6} \Gamma \text{CL} = 90\%$$

$$\Gamma(\tau^- \rightarrow e^- \rho^0) / \Gamma_{\text{total}} \quad < 2.0 \times 10^{-6} \Gamma \text{CL} = 90\%$$

$$\Gamma(\tau^- \rightarrow \mu^- \rho^0) / \Gamma_{\text{total}} \quad < 6.3 \times 10^{-6} \Gamma \text{CL} = 90\%$$

$$\Gamma(\tau^- \rightarrow e^- K^*(892)^0) / \Gamma_{\text{total}} \quad < 5.1 \times 10^{-6} \Gamma \text{CL} = 90\%$$

$$\Gamma(\tau^- \rightarrow \mu^- K^*(892)^0) / \Gamma_{\text{total}} \quad < 7.5 \times 10^{-6} \Gamma \text{CL} = 90\%$$

$$\Gamma(\tau^- \rightarrow e^- \bar{K}^*(892)^0) / \Gamma_{\text{total}} \quad < 7.4 \times 10^{-6} \Gamma \text{CL} = 90\%$$

$$\Gamma(\tau^- \rightarrow \mu^- \bar{K}^*(892)^0) / \Gamma_{\text{total}} \quad < 7.5 \times 10^{-6} \Gamma \text{CL} = 90\%$$

$$\Gamma(\tau^- \rightarrow e^- \phi) / \Gamma_{\text{total}} \quad < 6.9 \times 10^{-6} \Gamma \text{CL} = 90\%$$

$$\Gamma(\tau^- \rightarrow \mu^- \phi) / \Gamma_{\text{total}} \quad < 7.0 \times 10^{-6} \Gamma \text{CL} = 90\%$$

$$\Gamma(\tau^- \rightarrow e^- e^+ e^-) / \Gamma_{\text{total}} \quad < 2.9 \times 10^{-6} \Gamma \text{CL} = 90\%$$

$$\Gamma(\tau^- \rightarrow e^- \mu^+ \mu^-) / \Gamma_{\text{total}} \quad < 1.8 \times 10^{-6} \Gamma \text{CL} = 90\%$$

$$\Gamma(\tau^- \rightarrow e^+ \mu^- \mu^-) / \Gamma_{\text{total}} \quad < 1.5 \times 10^{-6} \Gamma \text{CL} = 90\%$$

$$\Gamma(\tau^- \rightarrow \mu^- e^+ e^-) / \Gamma_{\text{total}} \quad < 1.7 \times 10^{-6} \Gamma \text{CL} = 90\%$$

$$\Gamma(\tau^- \rightarrow \mu^+ e^- e^-) / \Gamma_{\text{total}} \quad < 1.5 \times 10^{-6} \Gamma \text{CL} = 90\%$$

$$\Gamma(\tau^- \rightarrow \mu^- \mu^+ \mu^-) / \Gamma_{\text{total}} \quad < 1.9 \times 10^{-6} \Gamma \text{CL} = 90\%$$

$$\Gamma(\tau^- \rightarrow e^- \pi^+ \pi^-) / \Gamma_{\text{total}} \quad < 2.2 \times 10^{-6} \Gamma \text{CL} = 90\%$$

$$\Gamma(\tau^- \rightarrow \mu^- \pi^+ \pi^-) / \Gamma_{\text{total}} \quad < 8.2 \times 10^{-6} \Gamma \text{CL} = 90\%$$

$$\Gamma(\tau^- \rightarrow e^- \pi^+ K^-) / \Gamma_{\text{total}} \quad < 6.4 \times 10^{-6} \Gamma \text{CL} = 90\%$$

$$\Gamma(\tau^- \rightarrow e^- \pi^- K^+) / \Gamma_{\text{total}} \quad < 3.8 \times 10^{-6} \Gamma \text{CL} = 90\%$$

$$\Gamma(\tau^- \rightarrow e^- K^+ K^-) / \Gamma_{\text{total}} \quad < 6.0 \times 10^{-6} \Gamma \text{CL} = 90\%$$

$$\Gamma(\tau^- \rightarrow \mu^- \pi^+ K^-) / \Gamma_{\text{total}} \quad < 7.5 \times 10^{-6} \Gamma \text{CL} = 90\%$$

$$\Gamma(\tau^- \rightarrow \mu^- \pi^- K^+) / \Gamma_{\text{total}} \quad < 7.4 \times 10^{-6} \Gamma \text{CL} = 90\%$$

$$\Gamma(\tau^- \rightarrow \mu^- K^+ K^-) / \Gamma_{\text{total}} \quad < 1.5 \times 10^{-5} \Gamma \text{CL} = 90\%$$

$$\Gamma(\tau^- \rightarrow e^- \pi^0 \pi^0) / \Gamma_{\text{total}} \quad < 6.5 \times 10^{-6} \Gamma \text{CL} = 90\%$$

$$\Gamma(\tau^- \rightarrow \mu^- \pi^0 \pi^0) / \Gamma_{\text{total}} \quad < 1.4 \times 10^{-5} \Gamma \text{CL} = 90\%$$

$$\Gamma(\tau^- \rightarrow e^- \eta) / \Gamma_{\text{total}} \quad < 3.5 \times 10^{-5} \Gamma \text{CL} = 90\%$$

$$\Gamma(\tau^- \rightarrow \mu^- \eta) / \Gamma_{\text{total}} \quad < 6.0 \times 10^{-5} \Gamma \text{CL} = 90\%$$

$$\Gamma(\tau^- \rightarrow e^- \pi^0 \eta) / \Gamma_{\text{total}} \quad < 2.4 \times 10^{-5} \Gamma \text{CL} = 90\%$$

$$\Gamma(\tau^- \rightarrow \mu^- \pi^0 \eta) / \Gamma_{\text{total}} \quad < 2.2 \times 10^{-5} \Gamma \text{CL} = 90\%$$

$$\Gamma(\tau^- \rightarrow e^- \text{light boson}) / \Gamma_{\text{total}} \quad < 2.7 \times 10^{-3} \Gamma \text{CL} = 95\%$$

$$\Gamma(\tau^- \rightarrow \mu^- \text{light boson}) / \Gamma_{\text{total}} \quad < 5 \times 10^{-3} \Gamma \text{CL} = 95\%$$

ν oscillations. (For other lepton mixing effects in particle decays see the Particle Listings.)

$$\nu_e \neq \bar{\nu}_e \quad \Delta(m^2) \text{ for } \sin^2(2\theta) = 1 \quad < 9 \times 10^{-4} \text{ eV}^2 \Gamma \text{CL} = 90\%$$

$$\sin^2(2\theta) \text{ for "large" } \Delta(m^2) \quad < 0.02 \Gamma \text{CL} = 90\%$$

$$\nu_e - \nu_\tau \quad \Delta(m^2) \text{ for } \sin^2(2\theta) = 1 \quad < 9 \text{ eV}^2 \Gamma \text{CL} = 90\%$$

$$\sin^2(2\theta) \text{ for "large" } \Delta(m^2) \quad < 0.25 \Gamma \text{CL} = 90\%$$

$$\nu_e - \nu_\tau \quad \sin^2(2\theta) \text{ for "large" } \Delta(m^2) \quad < 0.7 \Gamma \text{CL} = 90\%$$

$$\nu_\mu \rightarrow \nu_e$$

Limits are given at the 90% confidence level while errors are given as ± 1 standard deviation.

$\Delta(m^2)$ for $\sin^2(2\theta) = 1$	$<0.09 \text{ eV}^2 \Gamma_{\text{CL}} = 90\%$
$\sin^2(2\theta)$ for "Large" $\Delta(m^2)$	$<3.0 \times 10^{-3} \Gamma_{\text{CL}} = 90\%$
$\bar{\nu}_{\mu} \rightarrow \bar{\nu}_e$	
$\Delta(m^2)$ for $\sin^2(2\theta) = 1$	$<0.14 \text{ eV}^2 \Gamma_{\text{CL}} = 90\%$
$\sin^2(2\theta)$ for "Large" $\Delta(m^2)$	$<0.004 \Gamma_{\text{CL}} = 95\%$
$\nu_{\mu}(\bar{\nu}_{\mu}) \rightarrow \nu_e(\bar{\nu}_e)$	
$\Delta(m^2)$ for $\sin^2(2\theta) = 1$	$<0.075 \text{ eV}^2 \Gamma_{\text{CL}} = 90\%$
$\sin^2(2\theta)$ for "Large" $\Delta(m^2)$	$<1.8 \times 10^{-3} \Gamma_{\text{CL}} = 90\%$
$\nu_{\mu} \rightarrow \nu_{\tau}$	
$\Delta(m^2)$ for $\sin^2(2\theta) = 1$	$<0.9 \text{ eV}^2 \Gamma_{\text{CL}} = 90\%$
$\sin^2(2\theta)$ for "Large" $\Delta(m^2)$	$<0.004 \Gamma_{\text{CL}} = 90\%$
$\bar{\nu}_{\mu} \rightarrow \bar{\nu}_{\tau}$	
$\Delta(m^2)$ for $\sin^2(2\theta) = 1$	$<2.2 \text{ eV}^2 \Gamma_{\text{CL}} = 90\%$
$\sin^2(2\theta)$ for "Large" $\Delta(m^2)$	$<4.4 \times 10^{-2} \Gamma_{\text{CL}} = 90\%$
$\nu_{\mu}(\bar{\nu}_{\mu}) \rightarrow \nu_{\tau}(\bar{\nu}_{\tau})$	
$\Delta(m^2)$ for $\sin^2(2\theta) = 1$	$<1.5 \text{ eV}^2 \Gamma_{\text{CL}} = 90\%$
$\sin^2(2\theta)$ for "Large" $\Delta(m^2)$	$<8 \times 10^{-3} \Gamma_{\text{CL}} = 90\%$
$\nu_e \not\rightarrow \nu_e$	
$\Delta(m^2)$ for $\sin^2(2\theta) = 1$	$<0.17 \text{ eV}^2 \Gamma_{\text{CL}} = 90\%$
$\sin^2(2\theta)$ for "Large" $\Delta(m^2)$	$<7 \times 10^{-2} \Gamma_{\text{CL}} = 90\%$
$\nu_{\mu} \not\rightarrow \nu_{\mu}$	
$\Delta(m^2)$ for $\sin^2(2\theta) = 1$	$<0.23 \text{ or } >1500 \text{ eV}^2$
$\sin^2(2\theta)$ for $\Delta(m^2) = 100\text{eV}^2$	[I] $<0.02 \Gamma_{\text{CL}} = 90\%$
$\bar{\nu}_{\mu} \not\rightarrow \bar{\nu}_{\mu}$	
$\Delta(m^2)$ for $\sin^2(2\theta) = 1$	$<7 \text{ or } >1200 \text{ eV}^2$
$\sin^2(2\theta)$ for $190 \text{ eV}^2 < \Delta(m^2) < 320 \text{ eV}^2$	[K] $<0.02 \Gamma_{\text{CL}} = 90\%$
$\Gamma(\pi^+ \rightarrow \mu^+ \nu_e) / \Gamma_{\text{total}}$	[I] $<8.0 \times 10^{-3} \Gamma_{\text{CL}} = 90\%$
$\Gamma(\pi^+ \rightarrow \mu^+ e^+ \nu) / \Gamma_{\text{total}}$	$<1.6 \times 10^{-6} \Gamma_{\text{CL}} = 90\%$
$\Gamma(\pi^0 \rightarrow \mu^+ e^- + e^- \mu^+) / \Gamma_{\text{total}}$	$<1.72 \times 10^{-8} \Gamma_{\text{CL}} = 90\%$
$\Gamma(\eta \rightarrow \mu^+ e^- + \mu^- e^+) / \Gamma_{\text{total}}$	$<6 \times 10^{-6} \Gamma_{\text{CL}} = 90\%$
$\Gamma(K^+ \rightarrow \mu^+ \nu e^+) / \Gamma_{\text{total}}$	$<2.0 \times 10^{-8} \Gamma_{\text{CL}} = 90\%$
$\Gamma(K^+ \rightarrow \mu^+ \nu_e) / \Gamma_{\text{total}}$	[I] $<4 \times 10^{-3} \Gamma_{\text{CL}} = 90\%$
$\Gamma(K^+ \rightarrow \pi^+ \mu^+ e^-) / \Gamma_{\text{total}}$	$<2.1 \times 10^{-10} \Gamma_{\text{CL}} = 90\%$
$\Gamma(K^+ \rightarrow \pi^+ \mu^- e^+) / \Gamma_{\text{total}}$	$<7 \times 10^{-9} \Gamma_{\text{CL}} = 90\%$
$\Gamma(K_L^0 \rightarrow e^{\pm} \mu^{\mp}) / \Gamma_{\text{total}}$	[H] $<3.3 \times 10^{-11} \Gamma_{\text{CL}} = 90\%$
$\Gamma(K_L^0 \rightarrow e^{\pm} e^{\mp} \mu^{\mp}) / \Gamma_{\text{total}}$	[H] $<6.1 \times 10^{-9} \Gamma_{\text{CL}} = 90\%$
$\Gamma(D^+ \rightarrow \pi^+ e^+ \mu^-) / \Gamma_{\text{total}}$	$<1.1 \times 10^{-4} \Gamma_{\text{CL}} = 90\%$
$\Gamma(D^+ \rightarrow \pi^+ e^- \mu^+) / \Gamma_{\text{total}}$	$<1.3 \times 10^{-4} \Gamma_{\text{CL}} = 90\%$
$\Gamma(D^+ \rightarrow K^+ e^+ \mu^-) / \Gamma_{\text{total}}$	$<1.3 \times 10^{-4} \Gamma_{\text{CL}} = 90\%$
$\Gamma(D^+ \rightarrow K^+ e^- \mu^+) / \Gamma_{\text{total}}$	$<1.2 \times 10^{-4} \Gamma_{\text{CL}} = 90\%$
$\Gamma(D^0 \rightarrow \mu^{\pm} e^{\mp}) / \Gamma_{\text{total}}$	[H] $<1.9 \times 10^{-5} \Gamma_{\text{CL}} = 90\%$
$\Gamma(D^0 \rightarrow \pi^0 e^{\pm} \mu^{\mp}) / \Gamma_{\text{total}}$	[H] $<8.6 \times 10^{-5} \Gamma_{\text{CL}} = 90\%$
$\Gamma(D^0 \rightarrow \eta e^{\pm} \mu^{\mp}) / \Gamma_{\text{total}}$	[H] $<1.0 \times 10^{-4} \Gamma_{\text{CL}} = 90\%$
$\Gamma(D^0 \rightarrow \rho^0 e^{\pm} \mu^{\mp}) / \Gamma_{\text{total}}$	[H] $<4.9 \times 10^{-5} \Gamma_{\text{CL}} = 90\%$
$\Gamma(D^0 \rightarrow \omega e^{\pm} \mu^{\mp}) / \Gamma_{\text{total}}$	[H] $<1.2 \times 10^{-4} \Gamma_{\text{CL}} = 90\%$
$\Gamma(D^0 \rightarrow \phi e^{\pm} \mu^{\mp}) / \Gamma_{\text{total}}$	[H] $<3.4 \times 10^{-5} \Gamma_{\text{CL}} = 90\%$
$\Gamma(D^0 \rightarrow \bar{K}^0 e^{\pm} \mu^{\mp}) / \Gamma_{\text{total}}$	[H] $<1.0 \times 10^{-4} \Gamma_{\text{CL}} = 90\%$
$\Gamma(D^0 \rightarrow \bar{K}^0(892)^0 e^{\pm} \mu^{\mp}) / \Gamma_{\text{total}}$	[H] $<1.0 \times 10^{-4} \Gamma_{\text{CL}} = 90\%$
$\Gamma(B^+ \rightarrow \pi^+ e^+ \mu^-) / \Gamma_{\text{total}}$	$<6.4 \times 10^{-3} \Gamma_{\text{CL}} = 90\%$
$\Gamma(B^+ \rightarrow \pi^+ e^- \mu^+) / \Gamma_{\text{total}}$	$<6.4 \times 10^{-3} \Gamma_{\text{CL}} = 90\%$
$\Gamma(B^+ \rightarrow K^+ e^+ \mu^-) / \Gamma_{\text{total}}$	$<6.4 \times 10^{-3} \Gamma_{\text{CL}} = 90\%$
$\Gamma(B^+ \rightarrow K^+ e^- \mu^+) / \Gamma_{\text{total}}$	$<6.4 \times 10^{-3} \Gamma_{\text{CL}} = 90\%$
$\Gamma(B^+ \rightarrow \pi^+ e^+ \mu^+) / \Gamma_{\text{total}}$	$<6.4 \times 10^{-3} \Gamma_{\text{CL}} = 90\%$
$\Gamma(B^+ \rightarrow K^- e^+ \mu^+) / \Gamma_{\text{total}}$	$<6.4 \times 10^{-3} \Gamma_{\text{CL}} = 90\%$
$\Gamma(B^0 \rightarrow e^{\pm} \mu^{\mp}) / \Gamma_{\text{total}}$	[H] $<5.9 \times 10^{-6} \Gamma_{\text{CL}} = 90\%$
$\Gamma(B^0 \rightarrow e^{\pm} \tau^{\mp}) / \Gamma_{\text{total}}$	[H] $<5.3 \times 10^{-4} \Gamma_{\text{CL}} = 90\%$
$\Gamma(B^0 \rightarrow \mu^{\pm} \tau^{\mp}) / \Gamma_{\text{total}}$	[H] $<8.3 \times 10^{-4} \Gamma_{\text{CL}} = 90\%$
$\Gamma(B \rightarrow e^{\pm} \mu^{\mp} s) / \Gamma_{\text{total}}$	$<2.2 \times 10^{-5} \Gamma_{\text{CL}} = 90\%$
$\Gamma(B_S^0 \rightarrow e^{\pm} \mu^{\mp}) / \Gamma_{\text{total}}$	[H] $<4.1 \times 10^{-5} \Gamma_{\text{CL}} = 90\%$

TOTAL LEPTON NUMBER

Violation of total lepton number conservation also implies violation of lepton family number conservation.

limit on $\mu^- \rightarrow e^+$ conversion	
$\sigma(\mu^- 32\text{S} \rightarrow e^+ 32\text{Si}^*) / \sigma(\mu^- 32\text{S} \rightarrow \nu_{\mu} 32\text{P}^*)$	$<9 \times 10^{-10} \Gamma_{\text{CL}} = 90\%$
$\sigma(\mu^- 127\text{I} \rightarrow e^+ 127\text{Sb}^*) / \sigma(\mu^- 127\text{I} \rightarrow \text{anything})$	$<3 \times 10^{-10} \Gamma_{\text{CL}} = 90\%$
$\sigma(\mu^- \text{Ti} \rightarrow e^+ \text{Ca}) / \sigma(\mu^- \text{Ti} \rightarrow \text{capture})$	$<8.9 \times 10^{-11} \Gamma_{\text{CL}} = 90\%$
$\Gamma(\tau^- \rightarrow \pi^- \gamma) / \Gamma_{\text{total}}$	$<2.8 \times 10^{-4} \Gamma_{\text{CL}} = 90\%$
$\Gamma(\tau^- \rightarrow \pi^- \pi^0) / \Gamma_{\text{total}}$	$<3.7 \times 10^{-4} \Gamma_{\text{CL}} = 90\%$
$\Gamma(\tau^- \rightarrow e^+ \pi^- \pi^-) / \Gamma_{\text{total}}$	$<1.9 \times 10^{-6} \Gamma_{\text{CL}} = 90\%$
$\Gamma(\tau^- \rightarrow \mu^+ \pi^- \pi^-) / \Gamma_{\text{total}}$	$<3.4 \times 10^{-6} \Gamma_{\text{CL}} = 90\%$
$\Gamma(\tau^- \rightarrow e^+ \pi^- K^-) / \Gamma_{\text{total}}$	$<2.1 \times 10^{-6} \Gamma_{\text{CL}} = 90\%$
$\Gamma(\tau^- \rightarrow e^+ K^- K^-) / \Gamma_{\text{total}}$	$<3.8 \times 10^{-6} \Gamma_{\text{CL}} = 90\%$
$\Gamma(\tau^- \rightarrow \mu^+ \pi^- K^-) / \Gamma_{\text{total}}$	$<7.0 \times 10^{-6} \Gamma_{\text{CL}} = 90\%$
$\Gamma(\tau^- \rightarrow \mu^+ K^- K^-) / \Gamma_{\text{total}}$	$<6.0 \times 10^{-6} \Gamma_{\text{CL}} = 90\%$
$\Gamma(\tau^- \rightarrow \bar{\nu} \gamma) / \Gamma_{\text{total}}$	$<2.9 \times 10^{-4} \Gamma_{\text{CL}} = 90\%$
$\Gamma(\tau^- \rightarrow \bar{\nu} \pi^0) / \Gamma_{\text{total}}$	$<6.6 \times 10^{-4} \Gamma_{\text{CL}} = 90\%$
$\Gamma(\tau^- \rightarrow \bar{\nu} \eta) / \Gamma_{\text{total}}$	$<1.30 \times 10^{-3} \Gamma_{\text{CL}} = 90\%$
$\nu_e \rightarrow (\bar{\nu}_e)_L$	
$\alpha \Delta(m^2)$ for $\sin^2(2\theta) = 1$	$<0.14 \text{ eV}^2 \Gamma_{\text{CL}} = 90\%$
$\alpha^2 \sin^2(2\theta)$ for "Large" $\Delta(m^2)$	$<0.032 \Gamma_{\text{CL}} = 90\%$
$\nu_{\mu} \rightarrow (\nu_e)_L$	
$\alpha \Delta(m^2)$ for $\sin^2(2\theta) = 1$	$<0.16 \text{ eV}^2 \Gamma_{\text{CL}} = 90\%$
$\alpha^2 \sin^2(2\theta)$ for "Large" $\Delta(m^2)$	$<0.001 \Gamma_{\text{CL}} = 90\%$
$\Gamma(\pi^+ \rightarrow \mu^+ \nu_e) / \Gamma_{\text{total}}$	[I] $<1.5 \times 10^{-3} \Gamma_{\text{CL}} = 90\%$
$\Gamma(K^+ \rightarrow \pi^- \mu^+ e^+) / \Gamma_{\text{total}}$	$<7 \times 10^{-9} \Gamma_{\text{CL}} = 90\%$
$\Gamma(K^+ \rightarrow \pi^- e^+ e^+) / \Gamma_{\text{total}}$	$<1.0 \times 10^{-8} \Gamma_{\text{CL}} = 90\%$
$\Gamma(K^+ \rightarrow \pi^- \mu^+ \mu^+) / \Gamma_{\text{total}}$	[I] $<1.5 \times 10^{-4} \Gamma_{\text{CL}} = 90\%$
$\Gamma(K^+ \rightarrow \mu^+ \nu_e) / \Gamma_{\text{total}}$	[I] $<3.3 \times 10^{-3} \Gamma_{\text{CL}} = 90\%$
$\Gamma(K^+ \rightarrow \pi^0 e^+ \nu_e) / \Gamma_{\text{total}}$	$<3 \times 10^{-3} \Gamma_{\text{CL}} = 90\%$
$\Gamma(D^+ \rightarrow \pi^- e^+ e^+) / \Gamma_{\text{total}}$	$<1.1 \times 10^{-4} \Gamma_{\text{CL}} = 90\%$
$\Gamma(D^+ \rightarrow \pi^- \mu^+ \mu^+) / \Gamma_{\text{total}}$	$<8.7 \times 10^{-5} \Gamma_{\text{CL}} = 90\%$
$\Gamma(D^+ \rightarrow \pi^- e^+ \mu^+) / \Gamma_{\text{total}}$	$<1.1 \times 10^{-4} \Gamma_{\text{CL}} = 90\%$
$\Gamma(D^+ \rightarrow \rho^- \mu^+ \mu^+) / \Gamma_{\text{total}}$	$<5.6 \times 10^{-4} \Gamma_{\text{CL}} = 90\%$
$\Gamma(D^+ \rightarrow K^- e^+ e^+) / \Gamma_{\text{total}}$	$<1.2 \times 10^{-4} \Gamma_{\text{CL}} = 90\%$
$\Gamma(D^+ \rightarrow K^- \mu^+ \mu^+) / \Gamma_{\text{total}}$	$<1.2 \times 10^{-4} \Gamma_{\text{CL}} = 90\%$
$\Gamma(D^+ \rightarrow K^- e^+ \mu^+) / \Gamma_{\text{total}}$	$<1.3 \times 10^{-4} \Gamma_{\text{CL}} = 90\%$
$\Gamma(D^+ \rightarrow K^*(892)^- \mu^+ \mu^+) / \Gamma_{\text{total}}$	$<8.5 \times 10^{-4} \Gamma_{\text{CL}} = 90\%$
$\Gamma(D_S^+ \rightarrow \pi^- \mu^+ \mu^+) / \Gamma_{\text{total}}$	$<4.3 \times 10^{-4} \Gamma_{\text{CL}} = 90\%$
$\Gamma(D_S^+ \rightarrow K^- \mu^+ \mu^+) / \Gamma_{\text{total}}$	$<5.9 \times 10^{-4} \Gamma_{\text{CL}} = 90\%$
$\Gamma(D_S^+ \rightarrow K^*(892)^- \mu^+ \mu^+) / \Gamma_{\text{total}}$	$<1.4 \times 10^{-3} \Gamma_{\text{CL}} = 90\%$
$\Gamma(B^+ \rightarrow \pi^- e^+ e^+) / \Gamma_{\text{total}}$	$<3.9 \times 10^{-3} \Gamma_{\text{CL}} = 90\%$
$\Gamma(B^+ \rightarrow \pi^- \mu^+ \mu^+) / \Gamma_{\text{total}}$	$<9.1 \times 10^{-3} \Gamma_{\text{CL}} = 90\%$
$\Gamma(B^+ \rightarrow K^- e^+ e^+) / \Gamma_{\text{total}}$	$<3.9 \times 10^{-3} \Gamma_{\text{CL}} = 90\%$
$\Gamma(B^+ \rightarrow K^- \mu^+ \mu^+) / \Gamma_{\text{total}}$	$<9.1 \times 10^{-3} \Gamma_{\text{CL}} = 90\%$
$\Gamma(\Xi^- \rightarrow p \mu^- \mu^-) / \Gamma_{\text{total}}$	$<4 \times 10^{-4} \Gamma_{\text{CL}} = 90\%$
$\Gamma(\Lambda_C^+ \rightarrow \Sigma^- \mu^+ \mu^+) / \Gamma_{\text{total}}$	$<7.0 \times 10^{-4} \Gamma_{\text{CL}} = 90\%$

BARYON NUMBER

$\Gamma(\tau^- \rightarrow \bar{\nu} \gamma) / \Gamma_{\text{total}}$	$<2.9 \times 10^{-4} \Gamma_{\text{CL}} = 90\%$
$\Gamma(\tau^- \rightarrow \bar{\nu} \pi^0) / \Gamma_{\text{total}}$	$<6.6 \times 10^{-4} \Gamma_{\text{CL}} = 90\%$
$\Gamma(\tau^- \rightarrow \bar{\nu} \eta) / \Gamma_{\text{total}}$	$<1.30 \times 10^{-3} \Gamma_{\text{CL}} = 90\%$
p mean life	$>1.6 \times 10^{25}$ years
A few examples of proton or bound neutron decay follow. For limits on many other nucleon decay channels see the Baryon Summary Table.	
$\tau(N \rightarrow e^+ \pi)$	$>130 (n) \Gamma > 550 (p) \times 10^{30}$ years ^f CL = 90%
$\tau(N \rightarrow \mu^+ \pi)$	$>100 (n) \Gamma > 270 (p) \times 10^{30}$ years ^f CL = 90%
$\tau(N \rightarrow e^+ K)$	$>1.3 (n) \Gamma > 150 (p) \times 10^{30}$ years ^f CL = 90%
$\tau(N \rightarrow \mu^+ K)$	$>1.1 (n) \Gamma > 120 (p) \times 10^{30}$ years ^f CL = 90%
limit on $n\bar{n}$ oscillations (bound n)	[m] $>1.2 \times 10^8$ s ^f CL = 90%
limit on $n\bar{n}$ oscillations (free n)	$>0.86 \times 10^8$ s ^f CL = 90%

Limits are given at the 90% confidence level while errors are given as ± 1 standard deviation.

ELECTRIC CHARGE (Q)

$$\begin{aligned} e \text{ mean life / branching fraction} & [n] > 4.3 \times 10^{23} \text{ yr } \Gamma_{\text{CL}} = 68\% \\ \Gamma(n \rightarrow p \nu_e \bar{\nu}_e) / \Gamma_{\text{total}} & < 8 \times 10^{-27} \Gamma_{\text{CL}} = 68\% \end{aligned}$$

 $\Delta S = \Delta Q$ RULE

Allowed in second-order weak interactions.

$$\begin{aligned} \Gamma(K^+ \rightarrow \pi^+ \pi^+ e^- \bar{\nu}_e) / \Gamma_{\text{total}} & < 1.2 \times 10^{-8} \Gamma_{\text{CL}} = 90\% \\ \Gamma(K^+ \rightarrow \pi^+ \pi^+ \mu^- \bar{\nu}_\mu) / \Gamma_{\text{total}} & < 3.0 \times 10^{-6} \Gamma_{\text{CL}} = 95\% \\ x = A(\bar{K}^0 \rightarrow \pi^- e^+ \nu) / A(K^0 \rightarrow \pi^- e^+ \nu) = A(\Delta S = -\Delta Q) / A(\Delta S = \Delta Q) \\ \text{real part of } x & 0.006 \pm 0.018 \text{ (S = 1.3)} \\ \text{imaginary part of } x & -0.003 \pm 0.026 \text{ (S = 1.2)} \\ \Gamma(\Sigma^+ \rightarrow n e^+ \nu) / \Gamma(\Sigma^- \rightarrow n e^- \bar{\nu}) & < 0.043 \\ \Gamma(\Sigma^+ \rightarrow n e^+ \nu_e) / \Gamma_{\text{total}} & < 5 \times 10^{-6} \Gamma_{\text{CL}} = 90\% \\ \Gamma(\Sigma^+ \rightarrow n \mu^+ \nu_\mu) / \Gamma_{\text{total}} & < 3.0 \times 10^{-5} \Gamma_{\text{CL}} = 90\% \\ \Gamma(\Xi^0 \rightarrow \Sigma^- e^+ \nu_e) / \Gamma_{\text{total}} & < 9 \times 10^{-4} \Gamma_{\text{CL}} = 90\% \\ \Gamma(\Xi^0 \rightarrow \Sigma^- \mu^+ \nu_\mu) / \Gamma_{\text{total}} & < 9 \times 10^{-4} \Gamma_{\text{CL}} = 90\% \end{aligned}$$

 $\Delta S = 2$ FORBIDDEN

Allowed in second-order weak interactions.

$$\begin{aligned} \Gamma(\Xi^0 \rightarrow p \pi^-) / \Gamma_{\text{total}} & < 4 \times 10^{-5} \Gamma_{\text{CL}} = 90\% \\ \Gamma(\Xi^0 \rightarrow p e^- \bar{\nu}_e) / \Gamma_{\text{total}} & < 1.3 \times 10^{-3} \\ \Gamma(\Xi^0 \rightarrow p \mu^- \bar{\nu}_\mu) / \Gamma_{\text{total}} & < 1.3 \times 10^{-3} \\ \Gamma(\Xi^- \rightarrow n \pi^-) / \Gamma_{\text{total}} & < 1.9 \times 10^{-5} \Gamma_{\text{CL}} = 90\% \\ \Gamma(\Xi^- \rightarrow n e^- \bar{\nu}_e) / \Gamma_{\text{total}} & < 3.2 \times 10^{-3} \Gamma_{\text{CL}} = 90\% \\ \Gamma(\Xi^- \rightarrow n \mu^- \bar{\nu}_\mu) / \Gamma_{\text{total}} & < 1.5 \times 10^{-2} \Gamma_{\text{CL}} = 90\% \\ \Gamma(\Xi^- \rightarrow p \pi^- \pi^-) / \Gamma_{\text{total}} & < 4 \times 10^{-4} \Gamma_{\text{CL}} = 90\% \\ \Gamma(\Xi^- \rightarrow p \pi^- e^- \bar{\nu}_e) / \Gamma_{\text{total}} & < 4 \times 10^{-4} \Gamma_{\text{CL}} = 90\% \\ \Gamma(\Xi^- \rightarrow p \pi^- \mu^- \bar{\nu}_\mu) / \Gamma_{\text{total}} & < 4 \times 10^{-4} \Gamma_{\text{CL}} = 90\% \\ \Gamma(\Omega^- \rightarrow \Lambda \pi^-) / \Gamma_{\text{total}} & < 1.9 \times 10^{-4} \Gamma_{\text{CL}} = 90\% \end{aligned}$$

 $\Delta S = 2$ VIA MIXING

Allowed in second-order weak interactions, e.g. mixing.

$$\begin{aligned} m_{K_L^0} - m_{K_S^0} & (0.5301 \pm 0.0014) \times 10^{10} \text{ } \hbar \text{ s}^{-1} \\ m_{K_L^0} - m_{K_S^0} & (3.489 \pm 0.009) \times 10^{-12} \text{ MeV} \end{aligned}$$

 $\Delta C = 2$ VIA MIXING

Allowed in second-order weak interactions, e.g. mixing.

$$\begin{aligned} |m_{D_1^0} - m_{D_2^0}| & [o] < 24 \times 10^{10} \text{ } \hbar \text{ s}^{-1} \Gamma_{\text{CL}} = 90\% \\ |\Gamma_{D_1^0} - \Gamma_{D_2^0}| / \Gamma_{D^0} \text{ mean life} & [o] < 0.20 \Gamma_{\text{CL}} = 90\% \\ \text{difference/average} & & \\ \Gamma(K^+ e^- \bar{\nu}_e \text{ (via } \bar{D}^0)) / \Gamma(K^- e^+ \nu_e) & < 0.005 \Gamma_{\text{CL}} = 90\% \\ \Gamma(K^+ \pi^- \text{ or } K^+ \pi^- \pi^+ \pi^- \text{ (via } \bar{D}^0)) / \Gamma(K^- \pi^+ \text{ or } K^- \pi^+ \pi^+ \pi^-) & [p] < 0.0085 \text{ (or } < 0.0037) \Gamma_{\text{CL}} = 90\% \\ \Gamma(D^0 \rightarrow K^+ e^- \bar{\nu}_e \text{ (via } \bar{D}^0)) / \Gamma_{\text{total}} & < 1.7 \times 10^{-4} \Gamma_{\text{CL}} = 90\% \\ \Gamma(D^0 \rightarrow K^+ \pi^- \text{ or } K^+ \pi^- \pi^+ \pi^- \text{ (via } \bar{D}^0)) / \Gamma_{\text{total}} & < 1.0 \times 10^{-3} \Gamma_{\text{CL}} = 90\% \end{aligned}$$

 $\Delta B = 2$ VIA MIXING

Allowed in second-order weak interactions, e.g. mixing.

$$\begin{aligned} x_d & 0.172 \pm 0.010 \\ \Delta m_{B^0} = m_{B_H^0} - m_{B_L^0} & (0.464 \pm 0.018) \times 10^{12} \text{ } \hbar \text{ s}^{-1} \\ x_d = \Delta m_{B^0} / \Gamma_{B^0} & 0.723 \pm 0.032 \\ x_B \text{ at high energy} & 0.118 \pm 0.006 \\ \Delta m_{B_S^0} = m_{B_{SH}^0} - m_{B_{SL}^0} & > 9.1 \times 10^{12} \text{ } \hbar \text{ s}^{-1} \Gamma_{\text{CL}} = 95\% \\ x_S = \Delta m_{B_S^0} / \Gamma_{B_S^0} & > 14.0 \Gamma_{\text{CL}} = 95\% \\ x_S & > 0.4975 \Gamma_{\text{CL}} = 95\% \end{aligned}$$

 $\Delta S = 1$ WEAK NEUTRAL CURRENT FORBIDDEN

Allowed by higher-order electroweak interactions.

$$\begin{aligned} \Gamma(K^+ \rightarrow \pi^+ e^+ e^-) / \Gamma_{\text{total}} & (2.74 \pm 0.23) \times 10^{-7} \\ \Gamma(K^+ \rightarrow \pi^+ \mu^+ \mu^-) / \Gamma_{\text{total}} & (5.0 \pm 1.0) \times 10^{-8} \\ \Gamma(K^+ \rightarrow \pi^+ \nu \bar{\nu}) / \Gamma_{\text{total}} & (4.2 \pm_{3.5}^{9.2}) \times 10^{-10} \\ \Gamma(K_S^0 \rightarrow \mu^+ \mu^-) / \Gamma_{\text{total}} & < 3.2 \times 10^{-7} \Gamma_{\text{CL}} = 90\% \\ \Gamma(K_S^0 \rightarrow e^+ e^-) / \Gamma_{\text{total}} & < 1.4 \times 10^{-7} \Gamma_{\text{CL}} = 90\% \\ \Gamma(K_S^0 \rightarrow \pi^0 e^+ e^-) / \Gamma_{\text{total}} & < 1.1 \times 10^{-6} \Gamma_{\text{CL}} = 90\% \\ \Gamma(K_L^0 \rightarrow \mu^+ \mu^- \gamma) / \Gamma_{\text{total}} & (7.2 \pm 0.5) \times 10^{-9} \text{ (S = 1.4)} \\ \Gamma(K_L^0 \rightarrow \mu^+ \mu^- \gamma) / \Gamma_{\text{total}} & (3.25 \pm 0.28) \times 10^{-7} \\ \Gamma(K_L^0 \rightarrow e^+ e^-) / \Gamma_{\text{total}} & < 4.1 \times 10^{-11} \Gamma_{\text{CL}} = 90\% \\ \Gamma(K_L^0 \rightarrow e^+ e^- \gamma) / \Gamma_{\text{total}} & (9.1 \pm 0.5) \times 10^{-6} \\ \Gamma(K_L^0 \rightarrow e^+ e^- \gamma \gamma) / \Gamma_{\text{total}} & [q] (6.5 \pm 1.2) \times 10^{-7} \\ \Gamma(K_L^0 \rightarrow \pi^+ \pi^- e^+ e^-) / \Gamma_{\text{total}} & [q] < 4.6 \times 10^{-7} \Gamma_{\text{CL}} = 90\% \\ \Gamma(K_L^0 \rightarrow \mu^+ \mu^- e^+ e^-) / \Gamma_{\text{total}} & (2.9 \pm_{2.4}^{6.1}) \times 10^{-9} \\ \Gamma(K_L^0 \rightarrow e^+ e^- e^+ e^-) / \Gamma_{\text{total}} & (4.1 \pm 0.8) \times 10^{-8} \text{ (S = 1.2)} \\ \Gamma(K_L^0 \rightarrow \pi^0 \mu^+ \mu^-) / \Gamma_{\text{total}} & < 5.1 \times 10^{-9} \Gamma_{\text{CL}} = 90\% \\ \Gamma(K_L^0 \rightarrow \pi^0 e^+ e^-) / \Gamma_{\text{total}} & < 4.3 \times 10^{-9} \Gamma_{\text{CL}} = 90\% \\ \Gamma(K_L^0 \rightarrow \pi^0 \nu \bar{\nu}) / \Gamma_{\text{total}} & < 5.8 \times 10^{-5} \Gamma_{\text{CL}} = 90\% \\ \Gamma(\Sigma^+ \rightarrow p e^+ e^-) / \Gamma_{\text{total}} & < 7 \times 10^{-6} \end{aligned}$$

 $\Delta C = 1$ WEAK NEUTRAL CURRENT FORBIDDEN

Allowed by higher-order electroweak interactions.

$$\begin{aligned} \Gamma(D^+ \rightarrow \pi^+ e^+ e^-) / \Gamma_{\text{total}} & < 6.6 \times 10^{-5} \Gamma_{\text{CL}} = 90\% \\ \Gamma(D^+ \rightarrow \pi^+ \mu^+ \mu^-) / \Gamma_{\text{total}} & < 1.8 \times 10^{-5} \Gamma_{\text{CL}} = 90\% \\ \Gamma(D^+ \rightarrow \rho^+ \mu^+ \mu^-) / \Gamma_{\text{total}} & < 5.6 \times 10^{-4} \Gamma_{\text{CL}} = 90\% \\ \Gamma(D^0 \rightarrow e^+ e^-) / \Gamma_{\text{total}} & < 1.3 \times 10^{-5} \Gamma_{\text{CL}} = 90\% \\ \Gamma(D^0 \rightarrow \mu^+ \mu^-) / \Gamma_{\text{total}} & < 4.1 \times 10^{-6} \Gamma_{\text{CL}} = 90\% \\ \Gamma(D^0 \rightarrow \pi^0 e^+ e^-) / \Gamma_{\text{total}} & < 4.5 \times 10^{-5} \Gamma_{\text{CL}} = 90\% \\ \Gamma(D^0 \rightarrow \pi^0 \mu^+ \mu^-) / \Gamma_{\text{total}} & < 1.8 \times 10^{-4} \Gamma_{\text{CL}} = 90\% \\ \Gamma(D^0 \rightarrow \eta e^+ e^-) / \Gamma_{\text{total}} & < 1.1 \times 10^{-4} \Gamma_{\text{CL}} = 90\% \\ \Gamma(D^0 \rightarrow \eta \mu^+ \mu^-) / \Gamma_{\text{total}} & < 5.3 \times 10^{-4} \Gamma_{\text{CL}} = 90\% \\ \Gamma(D^0 \rightarrow \rho^0 e^+ e^-) / \Gamma_{\text{total}} & < 1.0 \times 10^{-4} \Gamma_{\text{CL}} = 90\% \\ \Gamma(D^0 \rightarrow \rho^0 \mu^+ \mu^-) / \Gamma_{\text{total}} & < 2.3 \times 10^{-4} \Gamma_{\text{CL}} = 90\% \\ \Gamma(D^0 \rightarrow \omega e^+ e^-) / \Gamma_{\text{total}} & < 1.8 \times 10^{-4} \Gamma_{\text{CL}} = 90\% \\ \Gamma(D^0 \rightarrow \omega \mu^+ \mu^-) / \Gamma_{\text{total}} & < 8.3 \times 10^{-4} \Gamma_{\text{CL}} = 90\% \\ \Gamma(D^0 \rightarrow \phi e^+ e^-) / \Gamma_{\text{total}} & < 5.2 \times 10^{-5} \Gamma_{\text{CL}} = 90\% \\ \Gamma(D^0 \rightarrow \phi \mu^+ \mu^-) / \Gamma_{\text{total}} & < 4.1 \times 10^{-4} \Gamma_{\text{CL}} = 90\% \\ \Gamma(D^0 \rightarrow \pi^+ \pi^- \pi^0 \mu^+ \mu^-) / \Gamma_{\text{total}} & < 8.1 \times 10^{-4} \Gamma_{\text{CL}} = 90\% \\ \Gamma(D_S^+ \rightarrow K^+ \mu^+ \mu^-) / \Gamma_{\text{total}} & < 5.9 \times 10^{-4} \Gamma_{\text{CL}} = 90\% \\ \Gamma(D_S^+ \rightarrow K^{*+}(892) \mu^+ \mu^-) / \Gamma_{\text{total}} & < 1.4 \times 10^{-3} \Gamma_{\text{CL}} = 90\% \\ \Gamma(A_C^+ \rightarrow \rho \mu^+ \mu^-) / \Gamma_{\text{total}} & < 3.4 \times 10^{-4} \Gamma_{\text{CL}} = 90\% \end{aligned}$$

$\Delta B = 1$ WEAK NEUTRAL CURRENT FORBIDDEN

NOTES

Allowed by higher-order electroweak interactions.

$\Gamma(B^+ \rightarrow \pi^+ e^+ e^-)/\Gamma_{\text{total}}$	$< 3.9 \times 10^{-3} \text{CL} = 90\%$
$\Gamma(B^+ \rightarrow \pi^+ \mu^+ \mu^-)/\Gamma_{\text{total}}$	$< 9.1 \times 10^{-3} \text{CL} = 90\%$
$\Gamma(B^+ \rightarrow K^+ e^+ e^-)/\Gamma_{\text{total}}$	$< 6 \times 10^{-5} \text{CL} = 90\%$
$\Gamma(B^+ \rightarrow K^+ \mu^+ \mu^-)/\Gamma_{\text{total}}$	$< 1.0 \times 10^{-5} \text{CL} = 90\%$
$\Gamma(B^+ \rightarrow K^*(892)^+ e^+ e^-)/\Gamma_{\text{total}}$	$< 6.9 \times 10^{-4} \text{CL} = 90\%$
$\Gamma(B^+ \rightarrow K^*(892)^+ \mu^+ \mu^-)/\Gamma_{\text{total}}$	$< 1.2 \times 10^{-3} \text{CL} = 90\%$
$\Gamma(B^0 \rightarrow \gamma\gamma)/\Gamma_{\text{total}}$	$< 3.9 \times 10^{-5} \text{CL} = 90\%$
$\Gamma(B^0 \rightarrow e^+ e^-)/\Gamma_{\text{total}}$	$< 5.9 \times 10^{-6} \text{CL} = 90\%$
$\Gamma(B^0 \rightarrow \mu^+ \mu^-)/\Gamma_{\text{total}}$	$< 6.8 \times 10^{-7} \text{CL} = 90\%$
$\Gamma(B^0 \rightarrow K^0 e^+ e^-)/\Gamma_{\text{total}}$	$< 3.0 \times 10^{-4} \text{CL} = 90\%$
$\Gamma(B^0 \rightarrow K^0 \mu^+ \mu^-)/\Gamma_{\text{total}}$	$< 3.6 \times 10^{-4} \text{CL} = 90\%$
$\Gamma(B^0 \rightarrow K^*(892)^0 e^+ e^-)/\Gamma_{\text{total}}$	$< 2.9 \times 10^{-4} \text{CL} = 90\%$
$\Gamma(B^0 \rightarrow K^*(892)^0 \mu^+ \mu^-)/\Gamma_{\text{total}}$	$< 2.3 \times 10^{-5} \text{CL} = 90\%$
$\Gamma(B^0 \rightarrow K^*(892)^0 \nu \bar{\nu})/\Gamma_{\text{total}}$	$< 1.0 \times 10^{-3} \text{CL} = 90\%$
$\Gamma(B \rightarrow e^+ e^- s)/\Gamma_{\text{total}}$	$< 5.7 \times 10^{-5} \text{CL} = 90\%$
$\Gamma(B \rightarrow \mu^+ \mu^- s)/\Gamma_{\text{total}}$	$< 5.8 \times 10^{-5} \text{CL} = 90\%$
$\Gamma(\bar{b} \rightarrow \mu^+ \mu^- \text{anything})/\Gamma_{\text{total}}$	$< 3.2 \times 10^{-4} \text{CL} = 90\%$
$\Gamma(B_S^0 \rightarrow \mu^+ \mu^-)/\Gamma_{\text{total}}$	$< 2.0 \times 10^{-6} \text{CL} = 90\%$
$\Gamma(B_S^0 \rightarrow e^+ e^-)/\Gamma_{\text{total}}$	$< 5.4 \times 10^{-5} \text{CL} = 90\%$
$\Gamma(B_S^0 \rightarrow \phi \nu \bar{\nu})/\Gamma_{\text{total}}$	$< 5.4 \times 10^{-3} \text{CL} = 90\%$

In this Summary Table:

When a quantity has “(S = ...)” to its right the error on the quantity has been enlarged by the “scale factor” SF defined as $S = \sqrt{\chi^2/(N-1)}$ where N is the number of measurements used in calculating the quantity. We do this when $S > 1$ which often indicates that the measurements are inconsistent. When $S > 1.25$ we also show in the Particle Listings an ideogram of the measurements. For more about SF see the Introduction.

- [a] C parity forbids this to occur as a single-photon process.
- [b] Time-reversal invariance requires this to be 0° or 180° .
- [c] Allowed by higher-order electroweak interactions.
- [d] Violates CP in leading order. Test of direct CP violation since the indirect CP-violating and CP-conserving contributions are expected to be suppressed.
- [e] ϵ'/ϵ is derived from $|\eta_{00}/\eta_{+-}|$ measurements using theoretical input on phases.
- [f] Neglecting photon channels. See e.g. Γ A. Pais and S.B. Treiman Phys. Rev. D12 2744 (1975).
- [g] Derived from measured values of $\phi_{+-} \Gamma \phi_{00} \Gamma |\eta| \Gamma |m_{K_S^0} - m_{K_L^0}| \Gamma$ and $\tau_{K_S^0} \Gamma$ as described in the introduction to “Tests of Conservation Laws.”
- [h] The value is for the sum of the charge states of particle/antiparticle states indicated.
- [i] A test of additive vs. multiplicative lepton family number conservation.
- [j] $\Delta(m^2) = 100 \text{ eV}^2$.
- [k] $190 \text{ eV}^2 < \Delta(m^2) < 320 \text{ eV}^2$.
- [l] Derived from an analysis of neutrino-oscillation experiments.
- [m] There is some controversy about whether nuclear physics and model dependence complicate the analysis for bound neutrons (from which the best limit comes). The second limit here is from reactor experiments with free neutrons.
- [n] This is the best “electron disappearance” limit. The best limit for the mode $e^- \rightarrow \nu \gamma$ is $> 2.35 \times 10^{25} \text{ yr}$ (CL=68%).
- [o] The D_1^0 - D_2^0 limits are inferred from the D^0 - \bar{D}^0 mixing ratio $\Gamma(K^+ \ell^- \bar{\nu}_\ell \text{ via } \bar{D}^0) / \Gamma(K^- \ell^+ \nu_\ell)$.
- [p] The larger limit (from E791) allows interference between the doubly Cabibbo-suppressed and mixing amplitudes; the smaller limit (from E691) doesn't. See the papers for details.
- [q] See the K_L^0 Particle Listings for the energy limits used in this measurement.

Limits are given at the 90% confidence level while errors are given as ± 1 standard deviation.

TABLE OF THE ISOTOPES

Norman E. Holden

This table presents an evaluated set of values for the experimental quantities that characterize the decay of radioactive nuclides. A list of the major references used in this evaluation is given below. When uncertainties are not listed, they are assumed to be five or less in the last digit quoted. If they exceed five in the last digit, the value is prefaced by an approximate sign. For quasi-stable nu-

clides, the measured width, Γ , of the resonance is given. To estimate the approximate half-life, the Heisenberg relationship may be used, the half-life = 4.56×10^{22} seconds / $\Gamma(\text{MeV})$. The effective literature cutoff date for data in this edition of the Table is December, 2005.

Table Layout

Column No.	Column title	Description
1	Isotope or Element	For elements, the atomic number and chemical symbol are listed. For nuclides, the mass number and chemical symbol are listed. Isomers are indicated by the addition of m, m1, or m2.
2	Isotopic Abundance	In atom percent.
3	Atomic Mass or Atomic Weight	Atomic mass relative to $^{12}\text{C} = 12$. Atomic weight of elements is given on the same scale.
4	Half-life/Resonance Width	Half-life in decimal notation. μs = microseconds; ms = milliseconds; s = seconds; m = minutes; h = hours; d = days; and y = years. For quasi-stable nuclides, the measured width at half maximum of the energy resonance is given
5	Decay Mode/Energy	Decay modes are α = alpha particle emission; β^- = negative beta emission; β^+ = positron emission; EC = orbital electron capture; IT = isomeric transition from upper to lower isomeric state; n = neutron emission; sf = spontaneous fission; $\beta\beta$ = double beta decay. Total disintegration energy in MeV units.
6	Particle Energy/Intensity	End point energies of beta transitions and discrete energies of alpha particles in MeV and their intensities in percent.
7	Spin and Parity	Nuclear spin or angular momentum of the nuclides in units of $h/2\pi$; parity is positive or negative.
8	Magnetic Dipole Moment	Magnetic dipole moments in nuclear magneton units.
9	Electric Quadrupole Moment	Electric quadrupole moments in barn units (10^{-24} cm^2).
10	Gamma Ray Energy/Intensity	Gamma ray energies in MeV and intensities in percent. Ann. rad. refers to the 511.006 keV photons emitted in the annihilation of positrons in matter.

General Nuclear Data References

The following references represent the major sources of the nuclear data presented, along with subsequent published journal articles and reports:

1. G. Audi, O. Bersillon, J. Blachot, A.H. Wapstra, *The Nubase Evaluation of Nuclear and Decay Properties*, Nuclear Physics A729, 3 (2003).
2. G. Audi, A.H. Wapstra, C. Thibault, *The AME2003 Atomic Mass Evaluation (II)*, Nuclear Physics A729, 337 (2003).
3. International Commission on Atomic Weights, *Atomic Weights of the Elements - 1999*, Pure & Applied Chemistry 75, 667 (2001).
4. E.M. Baum, H.D. Knox, T.R. Miller, *Chart of the Nuclides, 16th Edition*, Knolls Atomic Power Lab. (2002)
5. N.E. Holden, *Total and Spontaneous Fission Half-lives for Uranium, Plutonium, Americium and Curium Nuclides*, Pure & Applied Chemistry 61, 1483 (1989).
6. N.E. Holden, *Half-lives of Selected Nuclides*, Pure & Applied Chemistry 62, 941 (1990).
7. N.E. Holden, *Review of Thermal Neutron Cross Sections and Isotopic Composition of the Elements*, BNL-NCS-42224 (March 1989).
8. P. Raghavan, *Table of Nuclear Moments*, Atomic Data Nuclear Data Tables 42, 189 (1989).
9. E. Brown, R. Firestone, *Radioactivity Handbook*, Wiley Interscience Press (1986).
10. J.K. Tuli, *Nuclear Wallet Cards*, Brookhaven National Laboratory (April 2005).
11. N.E. Holden, D.C. Hoffman, *Spontaneous Fission Half-lives for Ground State Nuclides*, Pure & Applied Chemistry 72 1525 (2000).
12. N. Stone, *Table of New Nuclear Moments*, private communication, www.nndc.bnl.gov/nndc/stone_moments/moments.html (Dec 2000)

This research was carried out under the auspices of the US Department of Energy Contract No. DE-AC02-98CH10886. The author is at Brookhaven National Laboratory, Upton, NY, and can be contacted at holden@bnl.gov.

Elem. or Isot.	Natural Abundance (Atom %)	Atomic Mass or Weight	Half-life/ Resonance Width (MeV)	Decay Mode/ Energy (/MeV)	Particle Energy/ Intensity (MeV/%)	Spin ($\hbar/2\pi$)	Nuclear Magnetic Mom. (nm)	Elect. Quadr. Mom. (b)	γ -Energy / Intensity (MeV/%)
⁰ n		1.008664916	614. s	β^- /0.78235 β^- , γ	0.782/100. / < 0.069	1/2+	-1.913043		
₁H		1.00794(7)							
¹ H	99.9885(70)	1.007825032	> 2.8 × 10 ²³ y			1/2+	+2.79285		
² H	0.0115(70)	2.014101778				1+	+0.85744	+2.86 mb	
³ H		3.016049278	12.33 y	β^- /0.01859	0.01860/100.	1/2+	+2.97896		
⁴ H		4.0278	$\Gamma \sim 3$	n/	/100	2-			
⁵ H		5.0353	$\Gamma < 0.5$	n/	/100	(1/2+)			
⁶ H		6.0449	$\Gamma = 1.6(4)$	n/		(2-)			
⁷ H		7.053	$\Gamma \sim 20.$						
₂He		4.002602(2)							
³ He	0.000134(3)	3.016029319				1/2+	-2.12762		
⁴ He	99.999866(3)	4.002603254				0+			
⁵ He		5.01222	$\Gamma = 0.60(2)$	n, α		3/2-			
⁶ He		6.018889	0.807 s	β^- /3.508 β^- , d	3.510/100. /0.00076	0+			
⁷ He		7.02802	$\Gamma = 0.15(2)$	n		(3/2)-			
⁸ He		8.03392	0.119 s	β^- /10.65 n/ β^- , t	/84. /16. /0.82	0+		0.9807/84. 0.4776/5.	
⁹ He		9.04395	$\Gamma = 0.10(6)$	n	/100	(1/2-)			
¹⁰ He		10.0524	$\Gamma = 0.3(2)$	2n	/100	0+			
₃Li		6.941(2)							
⁴ Li		4.0272	$\Gamma = 6.0$	p/	/100	2-			
⁵ Li		5.01254	$\Gamma = 1.2$	p/ α		3/2-			
⁶ Li	7.59(4)	6.01512280				1+	+0.82205	-0.8 mb	
⁷ Li	92.41(4)	7.0160046				3/2-	+3.25644	-0.0400	
⁸ Li		8.0224874	0.840 s	β^- /16.004 α / $\alpha(1.6)$	12.5/100. 13.5/75. 11/25.	2+	+1.6536	+0.0314	
⁹ Li		9.026790	0.178 s	β^- /13.606 β^- /	13.5/75. 11/25.	3/2-	3.4368	-0.0306	
¹⁰ Li		10.03548	$\Gamma = 0.11(5)$	n	/7.	1+			
¹¹ Li		11.04380	8.8 ms	β^- /20.6 β^- , n β^- , 2n β^- , 3n β^- , d β^- , t	/8.3 /85.7 /4.1 /1.9 />0.01 /0.02	3/2(-)	3.668	-0.031	3.368/33. 0.320/7. 2.590/8. 5.958/3. 2.895/1.5 2.811/1.1
¹² Li		12.054	< 0.01 μ s						
₄Be		9.012182(3)							
⁵ Be		5.041		p, ³ He		(1/2+)			
⁶ Be		6.01973	$\Gamma = 0.092(6)$	2p, α		0+			
⁷ Be		7.0169298	53.28 d	EC/0.8618		3/2-	-1.4		0.4776/10.4
⁸ Be		8.00530510	$\Gamma = 6.8(17)$ eV	2 α /0.046		0+			
⁹ Be	100.	9.0121822				3/2-	-1.1776	+0.0529	
¹⁰ Be		10.0135338	1.52 × 10 ⁶ y	β^- /0.5559	0.555/100.	0+			
¹¹ Be		11.02166	13.8 s	β^- , β^- - α /11.51	11.48/61.	1/2+			2.125/35.5
¹² Be		12.02692	22.0 ms	β^- , (n) /11.71	n /0.5	0+			(0.95 - 4.4)
¹³ Be		13.0357	$\Gamma \sim 1.$						
¹⁴ Be		14.0429	4.6 ms	β^- /16.2 β^- , n β^- , 2n β^- , α β^- , t	 0.288/94. /6. / < 0.012 / < 0.04	0+		3.5346/0.9 3.6845/7.	
¹⁵ Be		15.053	< 0.2 μ s	β^-					

Elem. or Isot.	Natural Abundance (Atom %)	Atomic Mass or Weight	Half-life/ Resonance Width (MeV)	Decay Mode/ Energy (/MeV)	Particle Energy/ Intensity (MeV/%)	Spin ($h/2\pi$)	Nuclear Magnetic Mom. (nm)	Elect. Quadr. Mom. (b)	γ -Energy / Intensity (MeV/%)
¹⁶ Be		16.062	< 0.2 μ s	β^-		0+			
₅B		10.811(7)							
⁷ B		7.0299	$\Gamma = 1.4(2)$	p, α		(3/2-)			
⁸ B		8.024607	0.770 s	β^+ , 2 α /17.979	13.7(β^+)/93.	2+	1.0355	0.068	ann.rad.
⁹ B		9.013329	$\Gamma = 0.5(2)$ keV	p, 2 α /		3/2-			
¹⁰ B	19.9(7)	10.0129370				3+	+1.8006	+0.085	
¹¹ B	80.1(7)	11.0093054				3/2-	+2.6886	+0.0406	
¹² B		12.014352	0.0202 s	β^- /13.369		1+	+1.0027	0.0132	4.438/1.3
				β^- α /1.6/					3.215/0.00065
¹³ B		13.017780	0.0174 s	β^- /13.437	13.4	3/2-	+3.1778	0.037	3.68/7.6
				β^- n/0.25/	2.43(n)/0.09				
					3.55(n)/0.16				
¹⁴ B		14.02540	14. ms	β^- /20.64		2-	1.185	0.0298	6.094/90.
¹⁵ B		15.03110	9.9 ms	β^- , (n)/19.09	n//99.7	(3/2-)	2.66	0.038	
¹⁶ B		16.0398	$\Gamma < 0.1$	n					
¹⁷ B		17.0470	5.1 ms	β^- , (n)/22.7			2.54	0.039	
¹⁸ B		18.056	< 0.026 μ s			0-			
¹⁹ B		19.0637	2.9 ms	β^- , (n)/26.5	1n//72.	(3/2-)			
					2n//16.				
					3n// < 9.				
₆C		12.0107(8)							
⁸ C		8.03768	$\Gamma = 0.25(4)$	p		0+			
⁹ C		9.031037	127. ms	β^+ , p, 2 α /16.498		(3/2-)	-1.391		ann.rad.
¹⁰ C		10.0168532	19.3 s	β^+ /3.648	1.865	0+			ann.rad.
									0.71829/100.
¹¹ C		11.011434	20.3 m	β^+ , EC/1.982	0.9608/99.	3/2-	-0.964	0.0333	ann.rad.
¹² C	98.93(8)	12.000000000				0+			
¹³ C	1.07(8)	13.003354838				$\frac{1}{2}$ -	+0.70241		
¹⁴ C		14.003241989	5715. y	β^- /0.15648	0.1565/100.	0+			
¹⁵ C		15.010599	2.45 s	β^- /9.772	4.51/68.	$\frac{1}{2}$ +	1.32		5.298/68.
					9.82/32.				(7.30-9.05)
¹⁶ C		16.014701	~ 0.750 s	β^- /8.012	β /3.3, 4.3/84, 16	0+			
				β , n	n/0.8, 1.7/84, 16				
¹⁷ C		17.02259	0.19 s	β^- /13.17		3/2+			1.375
				β^- , n	n/1.6-3.7/11.				1.849
									1.906
¹⁸ C		18.02676	0.092 s	β^- /11.81		0+			
				β^- , n	n/0.88-4.59/21.				
¹⁹ C		19.0348	0.05 s	n		$\frac{1}{2}$ +			
²⁰ C		20.0403	0.02 s	β ,n	1n// ~ 65 .	0+			
					2n// < 19.				
²¹ C		21.049	< 0.03 μ s						
²² C		22.057	6 ms	β^- , n	1n// ~ 61 .	0+			
					2n// < 37.				
₇N		14.0067(2)							
¹⁰ N		10.0417	$\Gamma = 2.3(16)$						
¹¹ N		11.02609	$\Gamma \sim 1$.			$\frac{1}{2}$ +			
¹² N		12.018613	11.00 ms	β^+ , β^+ α /17.338	16.38/95.	1+	+0.457	+10. mb	ann.rad.
									4.438/2.
¹³ N		13.0057386	9.97 m	β^+ /2.2204	1.190/100.	$\frac{1}{2}$ -	0.3222		
¹⁴ N	99.636(20)	14.003074005				1+	+0.40376	+0.0200	
¹⁵ N	0.364(20)	15.00010898				$\frac{1}{2}$ -	-0.28319		
¹⁶ N		16.006102	7.13 s	β^- /10.419	4.27/68.	2-			6.129/68.8
					10.44/26.		1.986	18 mb	7.115/4.7
				β^- , α	1.85/.0012				(0.99-8.87)
¹⁷ N		17.00845	4.17 s	β^- , β^- n/8.68	3.7/100.	$\frac{1}{2}$ -	0.352		0.871/3.

Elem. or Isot.	Natural Abundance (Atom %)	Atomic Mass or Weight	Half-life/ Resonance Width (MeV)	Decay Mode/ Energy (/MeV)	Particle Energy/ Intensity (MeV/%)	Spin ($h/2\pi$)	Nuclear Magnetic Mom. (nm)	Elect. Quadr. Mom. (b)	γ -Energy / Intensity (MeV/%)
				0.4–1.7n/95.					2.1842/0.3
¹⁸ N		18.01408	0.62 s	β^- α / /13.90	8.0, 8.2 9.4/100.	1-	0.328	0.012	0.822/48. 1.65/47. 1.982/77. (0.535–7.13)
¹⁹ N		19.01703	0.32 s	β^- /12.53			< 0.32		(0.096–3.14)
²⁰ N		20.0234	0.14 s	β^- /17.97					
²¹ N		21.0271	0.08 s						
²² N		22.0344	0.02 s	β^- ,n	1n// ~ 41. 2n// < 13.				
²³ N		23.0412	15. ms	β^- , n	n// ~ 42. 2n// ~ 8. 3n// < 3.4				
²⁴ N		24.0510	< 0.052 μ s						
²⁵ N		25.061	< 0.26 μ s						
₈O		15.9994(3)							
¹² O		12.03441	$\Gamma = 0.51(16)$	2p		0+			
¹³ O		13.02481	8.9 ms	β^+ , p/17.77	1.560 (p) p/(1.00 - 13.5)	(3/2-)	1.389	0.011	ann.rad. 4.438/0.56
¹⁴ O		14.0085963	70.63 s	β^+ /5.1430	1.81/99.	0+			ann.rad. 2.312/99.4
¹⁵ O		15.0030656	122.2 s	β^+ /2.754	1.723/100.	1/2-	0.7195		ann.rad.
¹⁶ O	99.757(16)	15.9949146196				0+			
¹⁷ O	0.038(1)	16.9991317				5/2+	-1.8938	-0.026	
¹⁸ O	0.205(14)	17.999161				0+			
¹⁹ O		19.003580	26.9 s	β^- /4.820	3.25/60. 4.60/40.	5/2+	1.5320	3.7 mb	0.197/95.9 1.3569/50.4 (0.11–4.18)
²⁰ O		20.004077	13.5 s	β^- /3.814		0+			1.057/100.
²¹ O		21.00866	3.4 s	β^- /8.11					(0.28–4.6)
²² O		22.0100	2.2 s	β^- /6.5		0+			0.072/100 0.638/98 1.862/63 (0.918-2.499)
²³ O		23.0157	0.08 s						
²⁴ O		24.0205	~ 65. ms	β^- , n	n//18.	0+			1.83/28. 0.52/14. 1.31/12.
²⁵ O		25.0295	< 0.05 μ s						
²⁶ O		26.0383	< 0.04 μ s			0+			
²⁷ O		27.048	< 0.026 μ s						
²⁸ O		28.058	< 0.10 μ s			0+			
₉F		18.9984032(5)							
¹⁴ F		14.0351							
¹⁵ F		15.0180	$\Gamma = 0.8(3)$	p		(1/2+)			
¹⁶ F		16.01147	$\Gamma = 0.037(14)$	p		0-			
¹⁷ F		17.0020952	64.5 s	β^+ /2.761	1.75/	5/2+	+4.721	0.058	ann.rad.
¹⁸ F		18.000938	1.829 h	β^+ , EC/1.656	0.635/97.	1+			ann.rad.
¹⁹ F	100.	18.9984032				½+	+2.62887	0.072	
²⁰ F		19.9999813	11.00 s	β^- /7.0245	5.398/100.	2+	+2.0934	0.042	1.634/100. 3.33/0.009
²¹ F		20.999949	4.16 s	β^- /5.684	3.7/8. 5.0/63. 5.4/29.	5/2+	3.9		0.3507/90. 1.395/15. (1.746–4.684)
²² F		22.00300	4.23 s	β^- /10.82	3.48/15. 4.67/7.	4+			1.2746/100. 2.0826/82.

Elem. or Isot.	Natural Abundance (Atom %)	Atomic Mass or Weight	Half-life/ Resonance Width (MeV)	Decay Mode/ Energy (/MeV)	Particle Energy/ Intensity (MeV/%)	Spin ($h/2\pi$)	Nuclear Magnetic Mom. (nm)	Elect. Quadr. Mom. (b)	γ -Energy / Intensity (MeV/%)
²³ F		23.0036	2.2 s	β^- /8.5	5.50/62.	5/2+			(0.82–4.37) 1.701/48. 2.129/34. (0.493–3.83)
²⁴ F		24.0081	0.3 s	β^- /13.5					1.9816/
²⁵ F		25.0121	~ 50. ms	β^- , (n)	n//14.				1.70/39. (0.57–2.19)
²⁶ F		26.0196	10. ms	β^- , (n)	n//11.				2.02/67. 1.67/19.
²⁷ F		27.0268	5.0 ms	β^- , (n)	n//90.				2.02/18.
²⁸ F		28.036	< 0.04 μ s						
²⁹ F		29.043	2.5 ms	β^- , (n)	n//100.				
³⁰ F		30.053	< 0.26 μ s						
³¹ F		31.060	> 0.26 μ s						
¹⁰Ne		20.1797(6)							
¹⁶ Ne		16.02576	$\Gamma = 0.12(4)$	2p		0+			
¹⁷ Ne		17.01767	109. ms	β^+ , p/14.53 β^+ , α	1.4–10.6/6.9 /0.014	1/2-	0.787		ann.rad./ 0.495
¹⁸ Ne		18.0057082	1.668 s	β^+ /4.446	3.416/92.	0+			ann.rad./ 1.0413/7.8 (0.658–1.70)
¹⁹ Ne		19.0018802	17.22 s	β^+ /3.238	2.24/99.	1/2+	-1.885		ann.rad./ (0.11–1.55)
²⁰ Ne	90.48(3)	19.992440175				0+			
²¹ Ne	0.27(1)	20.99384668				3/2+	-0.66180	+0.103	
²² Ne	9.25(3)	21.99138511				0+		-0.19	
²³ Ne		22.9944669	37.2 s	β^- /4.376	3.95/32. 4.39/67.	5/2+	-1.08	+0.15	0.440/33. (1.64–2.98)
²⁴ Ne		23.9936108	3.38 m	β^- /2.47	1.10/8. 1.98/92.	0+			0.4723/100. 0.874/7.9
²⁵ Ne		24.99774	0.61 s	β^- /7.30	6.3/ 7.3/	1/2+	-1.006		0.0895/96. (0.98–3.69)
²⁶ Ne		26.00046	197 ms	β^- , n/7.3	n//0.13	0+			0.082/100 1.278/6 0.233/5 0.151/3 1.211/1 2.489/1
²⁷ Ne		27.0076	31. ms	β^- , n/12.7	n//2.	(3/2+)			
²⁸ Ne		28.0121	19. ms	β^- , n/12.3	n//12. 2n//3.	0+			2.06/19. 0.86/3.
²⁹ Ne		29.0194	15. ms	β^- , (n)/15.4 β^- , 2n	n//29. 2n//4.	(3/2+)			2.92/55. (0.22–1.18)
³⁰ Ne		30.025	7. ms	β^- , (n)	n//9.	0+			0.151/9.
³¹ Ne		31.033	3. ms						
³² Ne		32.040	~ 3.5 ms			0+			
³³ Ne		33.049	< 0.26 μ s						
³⁴ Ne		34.057	> 1.5 μ s			0+			
¹¹Na		22.98976928(2)							
¹⁸ Na		18.02597	$\Gamma = 0.34(9)$						
¹⁹ Na		19.01388	0.03 s	β^+ , p/11.18					
²⁰ Na		20.00735	0.446 s	β^+ /13.89 α	2.15/	2+	+0.3694	~ + 0.04	ann.rad./ 1.634/79.
²¹ Na		20.997655	22.48 s	β^+ /3.547	2.50/95.	3/2+	+2.3863	~ +0.05	ann.rad./ 0.351/5.
²² Na		21.9944364	2.605 y	β^+ /90/2.842 EC/10/	0.545/90.	3+	+1.746	+0.19	ann.rad./ 1.2745/99.9

Elem. or Isot.	Natural Abundance (Atom %)	Atomic Mass or Weight	Half-life/ Resonance Width (MeV)	Decay Mode/ Energy (/MeV)	Particle Energy/ Intensity (MeV/%)	Spin ($\hbar/2\pi$)	Nuclear Magnetic Mom. (nm)	Elect. Quadr. Mom. (b)	γ -Energy/ Intensity (MeV/%)
²³ Na	100.	22.989769281				3/2+	+2.21752	+0.106	
^{24m} Na			20.2 ms	I.T., β^-		1+			0.4723/100.
²⁴ Na		23.9909628	14.96 h	β^- /5.5158	1.389/>99.	4+	+1.690		1.3686/100. 2.754/100. (0.997-4.238)
²⁵ Na		24.989954	59.3 s	β^- /3.835	2.6/7. 3.15/25. 4.0/65.	5/2+	+3.683	\sim -0.06	0.3897/12.7 0.5850/13. 0.9747/14.9 (0.836-2.80)
²⁶ Na		25.99263	1.071 s	β^- /9.31		3+	+2.851	-5.3 mb	1.809/98.9 (0.24-7.37)
²⁷ Na		26.994077	0.290 s	β^- /9.01 β^- , n/	7.95/	5/2+	+3.90	-7.2 mb	0.9847/87.4 1.698/11.9
²⁸ Na		27.99894	31. ms	β^- /14.0 β^- , n/	12.3/	1+	+2.42	+0.04	1.473/37. 2.389/18.6
²⁹ Na		29.00286	44. ms	β^- , n/13.3	11.5/	3/2+	+2.46	+86. mb	2.560/36. (1.04-3.99)
³⁰ Na		30.00898	50. ms	β^- , n/17.5	n//30.	2+	+2.07		1.483/46.
³¹ Na		31.0136	17.2 ms	β^- , n/15.9	n//37.	3/2-	+2.30		1.483/14. (0.05-3.54)
³² Na		32.0205	13.5 ms	β^- /19.1					0.240-3.935
³³ Na		33.027	8.0 ms	β^- /20. β^- , n β^- , 2n	/ \sim 38 0.8,1.02/47(6) /13(3)				0.886/16 0.546/6.4 0.050-2.55
³⁴ Na		34.035	5. ms	β^- /24.					
³⁵ Na		35.042	1.5 ms	β^- /24					
³⁶ Na		36.051	< 0.26 μ s						
³⁷ Na		37.059	> 1.5 μ s						
¹²Mg		24.3050(6)							
¹⁹ Mg		19.0355	< 0.02 μ s						
²⁰ Mg		20.01886	96. ms	β^+ /10.73 β^+ , p	/70 /30	0+			
²¹ Mg		21.01171	122. ms	β^+ , p/13.10		5/2+			0.332/51.
²² Mg		21.999574	3.876 s	β^+ /4.786	3.05/	0+			0.0729/60. 0.5820/100. (1.28-1.93)
²³ Mg		22.994124	11.32 s	β^+ /4.057	3.09/92.	3/2+	0.536	1.25	0.440/8.2
²⁴ Mg	78.99(4)	23.98504170				0+			
²⁵ Mg	10.00(1)	24.98583692				5/2+	-0.85545	+0.200	
²⁶ Mg	11.01(3)	25.98259293				0+			
²⁷ Mg		26.98434059	9.45 m	β^- /2.6103	1.59/41. 1.75/58. 2.65/0.3	1/2+			0.17068/0.9 0.84376/72. 1.01443/28.
²⁸ Mg		27.983877	20.9 h	β^- /1.832	0.459/95.	0+			0.0306/95. 0.4006/36. 0.9418/36. 1.342/54.
²⁹ Mg		28.98860	1.3 s	β^- /7.55	5.4/	3/2+			0.960/15. 1.398/16. 2.224/36.
³⁰ Mg		29.99043	0.32 s	β^- /7.0		0+			0.224/85.
³¹ Mg		30.99655	0.24 s	β^- /11.7	8.4/29.9	(3/2+)	-0.8836		1.613/47. 0.947/37. (0.666-4.640)
³² Mg		31.99898	0.12 s	β^- , n β^- /10.3	/1.7	0+			2.765/25.
³³ Mg		33.00525	91. ms	β^- /13.7 β^- , n	/83. /17.				1.848/

Elem. or Isot.	Natural Abundance (Atom %)	Atomic Mass or Weight	Half-life/ Resonance Width (MeV)	Decay Mode/ Energy (/MeV)	Particle Energy/ Intensity (MeV/%)	Spin ($h/2\pi$)	Nuclear Magnetic Mom. (nm)	Elect. Quadr. Mom. (b)	γ -Energy / Intensity (MeV/%)
³⁴ Mg		34.0095	0.02 s	β^- /11.3		0+			
³⁵ Mg		35.0173	0.07 s			(7/2-)			
³⁶ Mg		36.023	4. ms			0+			
³⁷ Mg		37.031	> 0.26 μ s			(7/2-)			
³⁸ Mg		38.038	> 0.26 μ s			0+			
³⁹ Mg		39.047	< 0.26 μ s						
⁴⁰ Mg		40.054				0+			
₁₃Al		26.9815386(8)							
²¹ Al		21.0280	< 0.035 μ s						
²² Al		22.0195	59. ms	β^+ /18.6	p/1.3/18.	4+		ann.rad./	
				β^+ , p, 2p, α /	α /3.3/0.3				
^{23m} Al			~ 0.35 s	β^+ , p/0.17				0.554	
								0.839	
²³ Al		23.00727	0.47 s	β^+ /12.24				ann.rad./	
				β^+ , p/					
^{24m} Al			0.129 s	I.T./0.4259					
				β^+	13.3	1+		1.3686/5.3	
²⁴ Al		23.999939	2.07 s	β^+ /13.878,p	3.40/48.	4+		1.078(2)/16.	
					4.42/41.			1.368(2)/96.	
					6.80/3.			2.753(2)/43.	
					8.74/8.			4.315(3)/15.	
								5.392(3)/20.	
								7.0662(2)/41.	
²⁵ Al		24.9904281	7.17 s	β^+ /4.277	3.27/	5/2+	3.646	ann.rad./	
								1.6115(2)/100.	
								0.975(2)/5.	
^{26m} Al			6.345 s	β^+ /	3.2/	0+		ann.rad./	
²⁶ Al		25.9868917	7.1 $\times 10^5$ y	β^+ /82/4.0042	1.16/	5+	+2.804	+0.17	ann.rad./
				EC/18					1.8087/99.8
²⁷ Al	100.	26.9815386				5/2+	+3.64151	+0.140	
²⁸ Al		27.9819103	2.25 m	β^- /4.6422	2.865/100.	3+	3.24	0.18	1.7778(6)/100.
²⁹ Al		28.980445	6.5 m	β^- /3.680	1.4/30.	5/2+			1.2732(8)/89.
					2.5/70.				2.0282(8)/4.
									2.4262(8)/7.
³⁰ Al		29.98296	3.68 s	β^- /8.56	5.05/	3+	3.01		1.26313(3)/35.
									2.23525(5)/65.
³¹ Al		30.98395	0.64 s	β^- /8.00	6.25/	5/2+			0.75223(3)/18.
									1.69473(3)/59.
									2.31664(4)/73.
³² Al		31.9881	33. ms	β^- /13.0		1+	1.96		
³³ Al		32.9908	41.7 ms	β^- /12.0	/91.5				1.940/2.5
				β^- , n	/8.5				(1.01-4.34)
³⁴ Al		33.9969	56. ms	β^- /17.1	4.255/44	4			0.929/57
				β^- , n	/26.				(0.12-4.26)
³⁵ Al		34.9999	38. ms	β^- /14.3	0.974/48	5/2+			0.064/45.
				β^- , n	/ 38.				(0.12-5.63)
³⁶ Al		36.0062	0.09 s	β^- /18.3					
				β^- , n	/ $<$ 31.				
³⁷ Al		37.0107	11. ms	β^- /16.					
³⁸ Al		38.017	> 7.6 ms						
³⁹ Al		39.023	> 8. ms						
⁴⁰ Al		40.031	> 0.26 μ s						
⁴¹ Al		41.038	> 0.26 μ s						
₁₄Si		28.0855(3)							
²² Si		22.0345	29. ms	β^+ , p	1.99/20	0+			
²³ Si		23.0255	40.7 ms	β^+ , p/5.9	1.32,(0.6-11.6)				
²⁴ Si		24.01155	0.14 s	β^+ , p/10.81	1.44,3.92,1.09	0+		ann.rad./	

Elem. or Isot.	Natural Abundance (Atom %)	Atomic Mass or Weight	Half-life/ Resonance Width (MeV)	Decay Mode/ Energy (/MeV)	Particle Energy/ Intensity (MeV/%)	Spin ($h/2\pi$)	Nuclear Magnetic Mom. (nm)	Elect. Quadr. Mom. (b)	γ -Energy / Intensity (MeV/%)
²⁵ Si		25.00411	221 ms	$\beta+$, p/12.74	(1.66-4.47) p/4.25/9.5 p/0.40/4.75 p/0.56-6.80	5/2+			ann.rad./
²⁶ Si		25.992330	2.23 s	$\beta+$ /5.066	3.282/	0+			ann.rad./ 0.8294(8)/22.
²⁷ Si		26.9867049	4.14 s	$\beta+$ /4.8118	3.85/100.	5/2+	-0.8554		ann.rad./ 2.211(5)/0.2
²⁸ Si	92.223(19)	27.976926533				0+			
²⁹ Si	4.685(8)	28.97649470				1/2+	-0.5553		
³⁰ Si	3.092(11)	29.97377017				0+			
³¹ Si		30.97536323	2.62 h	$\beta-$ /1.4920	1.471/99.9	3/2+			1.2662(5)/0.05
³² Si		31.97414808	1.6×10^2 y	$\beta-$ /0.224	0.213/100.	0+			
³³ Si		32.97800	6.1 s	$\beta-$ /5.85	3.92	(3/2+)	1.21		1.4313(5)/13. 1.8477/100. 2.538(2)/10.
³⁴ Si		33.97858	2.8 s	$\beta-$ /4.60	3.09/	0+			0.42907(5)/60. 1.17852(2)/64. 1.60756(5)/36.
³⁵ Si		34.98458	0.9 s	$\beta-$ /10.50					
³⁶ Si		35.9866	0.5 s	$\beta-$ /7.9		0*			
³⁷ Si		36.9929	~ 0.09 s	$\beta-$, n	$\sim 12.$				
³⁸ Si		37.9956	> 1 μ s	$\beta-$, n	$\sim 17.$				
³⁹ Si		39.0021	48. ms	$\beta-$ /14.8					
⁴⁰ Si		40.006	33. ms			0*			
⁴¹ Si		41.015	20. ms						
⁴² Si		42.020	13. ms			0*			
⁴³ Si		43.029	> 0.26 μ s						
₁₅P		30.973762(2)							
²⁴ P		24.034							
²⁵ P		25.0203	< 0.03 μ s						
²⁶ P		26.0118	44. ms	$\beta+$, p/18.1	p/0.41/18.0 p/1.98/2.4 p/0.78-7.49	3+			
²⁷ P		26.99923	0.3 s	$\beta+$, p/11.63	p/0.73, 0.61/0.07	1/2+			
²⁸ P		27.992315	270. ms	$\beta+$ /14.332	3.94/13. 5.25/13. 6.96/16. 8.8/7. 11.49/52.	3+			ann.rad./ 1.779(2)/98. 2.839(2)/2.8 3.040(2)/3.2 4.498(2)/12. 7.537(2)/9.
²⁹ P		28.981801	4.14 s	$\beta+$ /4.9431	3.945/98.	1/2+	1.2349		ann.rad./ 1.273/1.32 2.426/0.39
³⁰ P		29.9783138	2.50 m	$\beta+$ /4.2323	3.245/99.9	1+			ann.rad./ 2.230(3)/0.07
³¹ P	100.	30.9737616				1/2+	+1.13160		
³² P		31.9739073	14.28 d	$\beta-$ /1.7106	1.710/100.	1+	-0.2524		
³³ P		32.971726	25.3 d	$\beta-$ /0.249	0.249/100.	1/2+			
³⁴ P		33.973636	12.4 s	$\beta-$ /5.374	3.2/15. 5.1/85.	1+			1.78-4.1/ 2.127(5)/15.
³⁵ P		34.973314	47. s	$\beta-$ /3.989	2.34/100.	1/2+			1.572(1)/100.
³⁶ P		35.97826	5.7 s	$\beta-$ /10.41					0.902/77. 3.291/100.
³⁷ P		36.97961	2.3 s	$\beta-$ /7.90					0.6462/

Elem. or Isot.	Natural Abundance (Atom %)	Atomic Mass or Weight	Half-life/ Resonance Width (MeV)	Decay Mode/ Energy (/MeV)	Particle Energy/ Intensity (MeV/%)	Spin ($h/2\pi$)	Nuclear Magnetic Mom. (nm)	Elect. Quadr. Mom. (b)	γ -Energy / Intensity (MeV/%)
³⁸ P		37.9842	0.6 s	β^- /12.4					1.5829/ 1.2923/ 2.224/
³⁹ P		38.9862	0.3 s	β^- /10.5	$\sim 12.$				
⁴⁰ P		39.9913	0.15 s	β^- /14.5	/26				
⁴¹ P		40.9943	0.10 s	β^- / ~ 13.8	$\sim 30.$				
⁴² P		42.0010	49. ms	β^- /17.	$\sim 50.$				
⁴³ P		43.006	36. ms	β^- /16.	/100.				
⁴⁴ P		44.013	19. ms						
⁴⁵ P		45.019	> 0.2 μ s						
⁴⁶ P		46.027	> 0.2 μ s						
₁₆S		32.065(5)							
²⁶ S		26.0279	~ 10 ms			0+			
²⁷ S		27.0188	16. ms	β^+ , 2p/18.3	p/2.26, 7.80				
²⁸ S		28.0044	0.13 s			0+			
²⁹ S		28.99661	0.188 s	β^+ /13.79		5/2+			ann.rad./
³⁰ S		29.984903	1.18 s	β^+ /6.138	4.42/78. 5.08/20.	0+			ann.rad./ 0.678/79.
³¹ S		30.979555	2.56 s	β^+ /5.396	4.39/99.	1/2+	0.48793		ann.rad./ 1.2662(5)/1.2
³² S	94.99(26)	31.9720710				0+			
³³ S	0.75(2)	32.9714588				3/2+	+0.64382	-0.068	
³⁴ S	4.25(24)	33.9678669				0+			
³⁵ S		34.9690322	87.2 d	β^- /0.1672	0.1674/100.	3/2+	+1.00	+0.047	
³⁶ S	0.01(1)	35.9670808				0+			
³⁷ S		36.9711256	5.05 m	β^- /4.8653	1.64/94. 4.75/5.6	7/2-			0.9083(4)/0.06 3.1033(2)/94.2
³⁸ S		37.97116	2.84 h	β^- /2.94	1.00/	0+			0.1962(4)/0.2 1.9421(3)/84.
³⁹ S		38.97513	11.5 s	β^- /6.64					1.301/52. 1.697/44.
⁴⁰ S		39.9755	9. s	β^- /4.7		0+			
⁴¹ S		40.9796	~ 2.6 s	β^- /8.7					
⁴² S		41.9810	~ 0.56 s	β^- /7.8		0+			
⁴³ S		42.9872	0.26 s	β^- /12.	$< 4.$				
⁴⁴ S		43.9902	0.10 s	β^- /9.	~ 40				
⁴⁵ S		44.997	68. ms	β^- /14.	/18.				
⁴⁶ S		46.001	0.05 s	β^- , n	/54.				
⁴⁷ S		47.009	> 0.2 μ s						
⁴⁸ S		48.014	> 0.2 μ s			0+			
⁴⁹ S		49.024	< 0.2 μ s						
₁₇Cl		35.453(2)							
²⁸ Cl		28.029							
²⁹ Cl		29.0141	< 0.02 μ s						
³⁰ Cl		30.0048	< 0.03 μ s						
³¹ Cl		30.99241	0.15 s	β^+ , p/11.98	0.986, 1.52/0.7	3/2+			ann.rad./

Elem. or Isot.	Natural Abundance (Atom %)	Atomic Mass or Weight	Half-life/ Resonance Width (MeV)	Decay Mode/ Energy (/MeV)	Particle Energy/ Intensity (MeV/%)	Spin ($h/2\pi$)	Nuclear Magnetic Mom. (nm)	Elect. Quadr. Mom. (b)	γ -Energy / Intensity (MeV/%)
³⁶ Ar	0.3365(30)	35.96754511				0+			2.964(1)/0.2
³⁷ Ar		36.9667763	35.0 d	EC/.813		3/2+	+1.15	+0.076	
³⁸ Ar	0.0632(5)	37.9627324				0+			
³⁹ Ar		38.964313	268. y	β^- /0.565	0.565/100.	7/2-	-1.59	-0.12	
⁴⁰ Ar	99.6003(30)	39.962383123				0+			
⁴¹ Ar		40.9645006	1.82 h	β^- /2.492	1.198/	7/2-			1.29364(5)/99. 1.6770(3)/0.05
⁴² Ar		41.96305	33. y	β^- /0.60	0.60/100.	0+			
⁴³ Ar		42.96564	5.4 m	β^- /4.6					0.4791(2)/10. 0.7380(1)/43. 0.9752(1)/100. 1.4400(3)/39.
⁴⁴ Ar		43.964924	11.87 m	β^- /3.55		0+			0.182-1.866
⁴⁵ Ar		44.968040	21.5 s	β^- /6.9		7/2-			0.0610/25. 1.020/35. 3.707/34.
⁴⁶ Ar		45.96809	8.4 s	β^- /5.70		0+			1.944/
⁴⁷ Ar		46.9722	1.23 s	β^-					0.36/100 1.66/53 1.74/41 (2.02 - 4.01)
⁴⁸ Ar		47.9745	0.48 s			0+			
⁴⁹ Ar		48.981	0.17 s	β^- , n	n// ~ 65.				
⁵⁰ Ar		49.984	~ 0.085 s	β^- , n	n// ~ 35.	0+			
⁵¹ Ar		50.992	> 0.2 μ s	β^-					
⁵² Ar		51.997	10 ms	β^-		0+			
⁵³ Ar		53.005		β^-					
¹⁹K		39.0983(1)							
³² K		32.022							
³³ K		33.0073	< 0.025 μ s						
³⁴ K		33.9984	< 0.04 μ s						
³⁵ K		34.98801	0.19 s	β^+ /11.88		3/2+			ann.rad./ 1.751/14. 2.5698/26. 2.9827/51.
				β^+ , p/	/0.37				
³⁶ K		35.98129	0.342 s	β^+ /12.81	5.3/42. 9.9/44.	2+	+0.548		ann.rad./ 1.97044(5)/82. 2.20783(5)/30. 2.43343(2)/32.
				β^+ , p	/0.048				
³⁷ K		36.9733759	1.23 s	β^+ /6.149	5.13/	3/2+	+0.2032		ann.rad./ 2.7944(8)/2. 3.602(2)/0.05
^{38m} K			0.924 s	β^+ /6.742	5.02/100.	0+			ann.rad./
³⁸ K		37.9690812	7.63 m	β^+ /5.913	2.60/99.8	3+	+1.37		ann.rad./ 2.1675(3)/99.8 3.9356(5)/0.2
³⁹ K	93.2581(44)	38.9637067				3/2+	+0.39146	+0.049	
⁴⁰ K	0.0117(1)	39.9639985	1.248 $\times 10^9$ y	β^- /1.3111	1.312/89. β^+ , EC/1.505	4-	-1.29810	-0.061	ann.rad./ 1.4608/10.5
⁴¹ K	6.7302(44)	40.9618258				3/2+	+0.21487	+0.060	
⁴² K		41.9624028	12.36 h	β^- /3.525	1.97/19. 3.523/81.	2-	-1.1425		0.31260(2)/0.3 1.5246(3)/18.1
⁴³ K		42.96072	22.3 h	β^- /1.82	0.465/8. 0.825/87. 1.24/3.5	3/2+	+0.163		0.2211(2)/4. 0.3729(2)/88. 0.3971(2)/11.
					1.814/1.3				0.6178(2)/81.
⁴⁴ K		43.96156	22.1 m	β^- /5.66	5.66/34.	2-	-0.856		0.36821/2.2

Elem. or Isot.	Natural Abundance (Atom %)	Atomic Mass or Weight	Half-life/ Resonance Width (MeV)	Decay Mode/ Energy (/MeV)	Particle Energy/ Intensity (MeV/%)	Spin ($h/2\pi$)	Nuclear Magnetic Mom. (nm)	Elect. Quadr. Mom. (b)	γ -Energy / Intensity (MeV/%)
									1.15700(1)/58.
									2.15079(2)/22.
⁴⁵ K		44.96070	17.8 m	β^- /4.20	1.1/23. 2.1/69. 4.0/8.	3/2+	+0.173		0.1743(5)/80. 1.2607(8)/7. 1.7056(6)/69. 2.3542(5)/14.
⁴⁶ K		45.96198	1.8 m	β^- /7.72	6.3/	2-	-1.05		1.347(1)/91. 3.700(5)/28.
⁴⁷ K		46.96168	17.5 s	β^- /6.64	4.1/99. 6.0/1.	½+	+1.93		0.56474(3)/15. 0.58575(3)/85. 2.0131/100
⁴⁸ K		47.96551	6.8 s	β^- /12.09	5.0/	(2-)			0.67122(1)/4. 0.6723(5)/20. 0.78016(1)/32. 3.83153(7)/80.
⁴⁹ K		48.9675	1.26 s	β^- /11.0					2.025/ 2.252/
⁵⁰ K		49.9728	0.472 s	β^- /14.2					
⁵¹ K		50.976	0.365 s	β^- /					
⁵² K		51.983	0.105 s	β^-					
⁵³ K		52.987	30. ms	β^-		3/2+			
⁵⁴ K		53.994	10. ms	β^-					
²⁰Ca		40.078(4)							
³⁴ Ca		34.0141	< 0.035 μ s			0+			
³⁵ Ca		35.0049	25.7 ms	β^+ , p/15.6	p/1.43/49 1.9–8.8				
³⁶ Ca		35.99309	0.10 s	β^+ , (p)/10.99	2.52	0+			ann.rad./
				β^+ , n/					
³⁷ Ca		36.98587	0.18 s	β^+ /11.64	3.103	3/2+			ann.rad./ 1.369
				β^+ , n/					
³⁸ Ca		37.976318	0.44 s	β^+ /6.74		0+			ann.rad./ 1.5677(5)/25. 3.210(2)/1.
³⁹ Ca		38.970720	0.861 s	β^+ /6.531	5.49/100.	3/2+	1.02168		ann.rad./
⁴⁰ Ca	96.941(156)	39.9625910				0+			
⁴¹ Ca		40.9622781	1.02 $\times 10^5$ y	EC/0.4214		7/2-	-1.5948	-0.090	
⁴² Ca	0.647(23)	41.9586180				0+			
⁴³ Ca	0.135(10)	42.9587666				7/2-	-1.3173	-0.055	
⁴⁴ Ca	2.086(110)	43.9554818				0+			
⁴⁵ Ca		44.9561866	162.7 d	β^- /0.257	0.257/100.	7/2-	-1.327	+0.05	
⁴⁶ Ca	0.004(3)	45.953693	> 0.4 $\times 10^{16}$ y	β^- - β^-		0+			
⁴⁷ Ca		46.954546	4.536 d	β^- /1.992	0.684/84. 1.98/16.	7/2-	-1.38	+0.02	1.297/75 (0.041–1.88)
⁴⁸ Ca	0.187(21)	47.952534	4.3 $\times 10^{19}$ y > 7.1 $\times 10^{19}$ y	β^- - β^- β^-		0+			
⁴⁹ Ca		48.955674	8.72 m	β^- /5.262	0.89/7. 1.95/92.	3/2-			3.0844(1)/90.7 4.0719(1)/8.12 (0.143 - 4.738)
⁵⁰ Ca		49.95752	14. s	β^- /4.97	3.12/	0+			0.2569/98. (0.0715–1.59)
⁵¹ Ca		50.9615	10. s	β^- /7.3		(3/2-)			
⁵² Ca		51.965	4.6 s	β^- /8.0		0+			
⁵³ Ca		52.9701	0.09 s	β^- /10.9					
⁵⁴ Ca		53.974	> 0.3 μ s			0+			
⁵⁵ Ca		54.981	> 0.3 μ s						
⁵⁶ Ca		55.986	> 0.3 μ s			0+			
²¹Sc		44.955912(6)							

Elem. or Isot.	Natural Abundance (Atom %)	Atomic Mass or Weight	Half-life/ Resonance Width (MeV)	Decay Mode/ Energy (/MeV)	Particle Energy/ Intensity (MeV/%)	Spin ($h/2\pi$)	Nuclear Magnetic Mom. (nm)	Elect. Quadr. Mom. (b)	γ -Energy / Intensity (MeV/%)
³⁶ Sc		36.0149	0.102 s						
³⁷ Sc		37.0031	0.181 s						
³⁸ Sc		37.9947	< 0.3 μ s						
³⁹ Sc		38.98479	< 0.3 μ s	p					
⁴⁰ Sc		39.977967	0.182 s	β^+ /14.320	5.73/50. 7.53/15. 8.76/15. 9.58/20.	4-			ann.rad./ 0.752/41. 3.732/99.5 (1.12–3.92)
⁴¹ Sc		40.9692511	0.596 s	β^+ /6.4953	5.61/100.	7/2-	+5.431	-0.156	ann.rad./
^{42m} Sc			61.6 s	β^+ /	2.82/	7+			ann.rad./ 0.4375(5)/100. 1.2270(5)/100. 1.5245(5)/100.
⁴² Sc		41.9655164	0.682 s	β^+ /6.4259	5.32/100.	0+			ann.rad./
⁴³ Sc		42.961151	3.89 h	β^+ , EC/2.221	0.82/22. 1.22/78.	7/2-	+4.62	-0.26	ann.rad./ 0.3729(1)/22.
^{44m} Sc			58.2 h	I.T./0.27 EC/3.926		6+	+3.88		0.27124(1)/87. (1.00–1.16)
⁴⁴ Sc		43.959403	3.93 h	β^+ , EC/3.653	1.47/	2+	+2.56	+0.10	ann.rad./ 1.157/100
⁴⁵ Sc	100.	44.955912				7/2-	+4.75649	-0.220	
^{46m} Sc			18.7 s	I.T./0.14253		1-			0.14253(2)/62.
⁴⁶ Sc		45.955172	83.81 d	β^- /2.367	0.357/100.	4+	+3.03	+0.12	0.8893/100 1.121/100
⁴⁷ Sc		46.952408	3.349 d	β^- /0.600	0.439/69. 0.601/31.	7/2-	+5.34	-0.22	0.15938(1)/68.
⁴⁸ Sc		47.95223	43.7 h	β^- /3.99	0.655/	6+			0.9835/100 1.03750(1)/97. 1.3121/100
⁴⁹ Sc		48.950024	57.3 m	β^- /2.006	2.00/99.9.	7/2-			1.7619(3)/0.05
⁵⁰ Sc		49.95219	1.71 m	β^- /6.89	3.05/76. 3.60/24.	(5+)			0.5235(1)/88. 1.1210(1)/100. 1.5537(2)/100.
⁵¹ Sc		50.95360	12.4 s	β^- /6.51	4.4/ 5.0/	7/2-			1.4373(4)/52. 0.718–2.144
⁵² Sc		51.9567	8.2 s	β^- /9.0		(3+)			
⁵³ Sc		52.9596	> 3. ms	β^- /8.1					
^{54m} Sc			\sim 7 μ s	I.T.		(5+)			0.110/IT
⁵⁴ Sc		53.9633	0.27 s	β^- /11.6					0.100/50 1.70/40 0.50/40
⁵⁵ Sc		54.968	0.103 s	β^- /13					0.593(1)/40
^{56m} Sc			0.06 s						1.161/21 0.690/19
⁵⁶ Sc		55.973	35. ms	β^-		(1+)			1.129/48
⁵⁷ Sc		56.978	13. ms	β^-					
⁵⁸ Sc		57.984	12. ms	β^-					
²²Ti		47.867(1)							
³⁸ Ti		38.0098	< 0.12 μ s			0+			
³⁹ Ti		39.0016	30. ms	β^+ /15.4					
⁴⁰ Ti		39.9905	54. ms	β^+ /11.7 β^+ , p	p/2.16/29 3.73/23 1.70/22 0.242–5.74	0+			
⁴¹ Ti		40.9832	80. ms	β^+ , p/12.93	p/4.73/107 3.10/67 3.75/39 0.744–6.73	3/2+			ann.rad./

Elem. or Isot.	Natural Abundance (Atom %)	Atomic Mass or Weight	Half-life/ Resonance Width (MeV)	Decay Mode/ Energy (/MeV)	Particle Energy/ Intensity (MeV/%)	Spin ($h/2\pi$)	Nuclear Magnetic Mom. (nm)	Elect. Quadr. Mom. (b)	γ -Energy / Intensity (MeV/%)
⁴² Ti		41.97303	0.20 s	β^+ /7.000	6.0/	0+			ann.rad./
⁴³ Ti		42.96852	0.50 s	β^+ /6.87	5.80/	7/2-	0.85		0.6107(5)/56. ann.rad./
⁴⁴ Ti		43.959690	60. y	EC/0.268		0+			0.06787/91 0.07832/97
⁴⁵ Ti		44.958126	3.078 h	β^+ /86/2.062 EC/14/	1.04	7/2-	0.095	0.015	ann.rad./ (0.36–1.66)
⁴⁶ Ti	8.25(3)	45.952632				0+			
⁴⁷ Ti	7.44(2)	46.951763				5/2-	-0.78848	+0.30	
⁴⁸ Ti	73.72(3)	47.947946				0+			
⁴⁹ Ti	5.41(2)	48.947870				7/2-	-1.10417	+0.24	
⁵⁰ Ti	5.18(2)	49.944791				0+			
⁵¹ Ti		50.946615	5.76 m	β^- /2.471	1.50/92. 2.13/	3/2-			0.3197(2)/93. 0.6094–0.9291
⁵² Ti		51.94690	1.7 m	β^- /1.97	1.8/100.	0+			0.0170(5)/100. 0.1245/100
⁵³ Ti		52.9497	33. s	β^- /5.0	(2.2–3)/	3/2-			0.1008(1)/20. 0.1276(1)/45. 0.2284(1)/39. 1.6755(5)/45. (1.72–2.8)/
⁵⁴ Ti		53.9511	1.5 s	β^- /4.3		0+			
⁵⁵ Ti		54.9553	1.3 s	β^- /7.4					0.672/44 (0.32 - 1.83)
⁵⁶ Ti		55.9582	0.20 s	β^- /7.0		0+			
⁵⁷ Ti		56.9640	98. ms	β^- /11.					
⁵⁸ Ti		57.967	53. ms	β^-		0+			0.114
⁵⁹ Ti		58.973	30. ms	β^-					
⁶⁰ Ti		59.978	22. ms	β^-		0+			
⁶¹ Ti		60.983	> 0.3 μ s						
²³V		50.9415(1)							
⁴⁰ V		40.0111							
⁴¹ V		40.9998							
⁴² V		41.9912	< 0.055 μ s						
⁴³ V		42.9807	> 0.8 s	β^+ /11.3					
⁴⁴ V		43.9741	0.09 s	β^+ , α /13.7					ann.rad./
⁴⁵ V		44.96578	0.54 s	β^+ /7.13		7/2-			
⁴⁶ V		45.960201	0.4223 s	β^+ /7.051	6.03/100.	0+			ann.rad./
⁴⁷ V		46.954909	32.6 m	β^+ , EC/2.928	1.90/99.+	3/2-			ann.rad./ 1.7949(8)/0.19 (0.2–2.16)
⁴⁸ V		47.952254	15.98 d	β^+ /4.012	0.698/50.	4+	2.01		ann.rad./ 0.9835/100 (1.3–2.4)
⁴⁹ V		48.948516	337. d	EC/0.602		7/2-	4.47		
⁵⁰ V	0.250(4)	49.947159	1.4×10^{17} y	EC β^-	/82.7 /17.3	6+	+3.34569	+0.21	
⁵¹ V	99.750(4)	50.943960				7/2-	+5.148706	-0.04	
⁵² V		51.944776	3.76 m	β^- /3.976	2.47/	3+			1.4341(1)/100.
⁵³ V		52.944338	1.56 m	β^- /3.436	2.52/	7/2-			1.0060(5)/90. 1.2891(3)/10.
^{54m} V			0.9 μ s	I.T.		(5+)			0.108/IT
⁵⁴ V		53.94644	49.8 s	β^- /7.04	1.00/5. 2.00/12. 2.95/45. 5.20/11.	3+			0.8348/97. 0.9887/80. 2.259/46. (0.56–3.38)
⁵⁵ V		54.9472	6.5 s	β^- /6.0	6.0/	(7/2-)			0.5177/73. (0.224–1.21)

Elem. or Isot.	Natural Abundance (Atom %)	Atomic Mass or Weight	Half-life/ Resonance Width (MeV)	Decay Mode/ Energy (/MeV)	Particle Energy/ Intensity (MeV/%)	Spin ($\hbar/2\pi$)	Nuclear Magnetic Mom. (nm)	Elect. Quadr. Mom. (b)	γ -Energy / Intensity (MeV/%)
⁵⁶ V		55.9505	0.22 s	β^- /9.1					1.01/30. 0.688/26. (0.82 – 1.32)
⁵⁷ V		56.9526	0.35 s	β^- /8.1					0.268/52. 0.692/20. (0.25 – 1.31)
⁵⁸ V		57.9567	0.19 s	β^- /11.6					0.880/62 1.056/28 2.217/13 (1.04 – 1.57)
⁵⁹ V		58.9602	97. ms	β^- /9.9					0.90/80.
^{60m} V			0.12 s						
⁶⁰ V		59.9650	0.07 s	β^- /14.					0.102–0.208
⁶¹ V		60.9685	47. ms						(0.071-1.144)
⁶² V		61.9738	34. ms						
⁶³ V		62.978	17. ms						
⁶⁴ V		63.983	> 0.3 μ s						
²⁴Cr		51.9961(6)							
⁴² Cr		42.0064	13. ms	β^+ , p	p/1.90/29 p/1.50–3.7	0+			
⁴³ Cr		42.9977	21. ms	β^+ , p	p/3.83/18 p/4.29/15 p/1.01–4.59				
⁴⁴ Cr		43.98555	53. ms	β^+ , (p)/10.3	p/0.95–3.1	0+			
⁴⁵ Cr		44.9796	0.05 s	β^+ , p/12.5		7/2-			ann.rad./
⁴⁶ Cr		45.96836	0.3 s	β^+ /7.60		0+			ann.rad./
⁴⁷ Cr		46.96290	0.51 s	β^+ /7.45		3/2-			ann.rad./
⁴⁸ Cr		47.95403	21.6 h	EC/1.66		0+			ann.rad./ 0.116(2)/95. 0.305(10)/100.
⁴⁹ Cr		48.951336	42.3 m	β^+ , EC/2.631	1.39/ 1.45/ 1.54/	5/2-	0.476		ann.rad./ 0.09064(1)/51. 0.15293(1)/27. (0.062-1.6)
⁵⁰ Cr	4.345(13)	49.946044	> 1.3 $\times 10^{18}$ y	β^+ EC		0+			
⁵¹ Cr		50.944767	27.70 d	EC/0.7527		7/2-	-0.934		0.3201/10.2
⁵² Cr	83.789(18)	51.940508				0+			
⁵³ Cr	9.501(17)	52.940649				3/2-	-0.47454	-0.15	
⁵⁴ Cr	2.365(7)	53.938880				0+			
⁵⁵ Cr		54.940840	3.497 m	β^- /2.603	2.5/	3/2-			1.5282(2)/0.04 (0.13–2.37)
⁵⁶ Cr		55.940653	5.9 m	β^- /1.62	1.50/100.	0+			0.026(2)/100. 0.083(3)/100.
⁵⁷ Cr		56.943613	21. s	β^- /5.1	3.3/ 3.5/	3/2-	0.0834		0.850/8. (0.083-2.62)
⁵⁸ Cr		57.9444	7.0 s	β^- /4.0		0+			(0.131–0.683)
^{59m} Cr			0.10 ms	I.T.		(9/2+)			0.208/IT 0.193 0.102
⁵⁹ Cr		58.9486	1.0 s	β^- /7.7					1.236
⁶⁰ Cr		59.9500	0.6 s	β^- /6.0		0+			
⁶¹ Cr		60.9547	0.26 s	β^- /8.8					0.354–1.860
⁶² Cr		61.9566	0.19 s	β^- /7.3		0+			(0.156-1.215)
⁶³ Cr		62.9619	0.129 s	β^-					(0.250-3.454)
⁶⁴ Cr		63.9644	0.043 s	β^-		0+			0.188
⁶⁵ Cr		64.9702	0.027 s	β^-					0.272, 1.368
⁶⁶ Cr		65.973	0.01 s	β^-		0+			
⁶⁷ Cr		66.980	> 0.3 μ s						

Elem. or Isot.	Natural Abundance (Atom %)	Atomic Mass or Weight	Half-life/ Resonance Width (MeV)	Decay Mode/ Energy (/MeV)	Particle Energy/ Intensity (MeV/%)	Spin ($h/2\pi$)	Nuclear Magnetic Mom. (nm)	Elect. Quadr. Mom. (b)	γ -Energy / Intensity (MeV/%)
²⁵Mn		54.938045(5)							
⁴⁴ Mn		44.0069	< 0.105 μ s						
⁴⁵ Mn		44.9945	< 0.07 μ s						
⁴⁶ Mn		45.9867	34. ms	β^+ /17.1					
				β^+ , p	// ~ 58				
⁴⁷ Mn		46.9761	~ 0.1 s	β^+ /12.3					
⁴⁸ Mn		47.9685	0.15 s	β^+ /13.5	5.79/58.	4+			
					4.43/10.				
⁴⁹ Mn		48.95962	0.38 s	β^+ /7.72	6.69/	5/2-			ann.rad./
^{50m} Mn			1.74 m	β^+ /7.887	3.54/	5+			ann.rad./
									1.0980/94.
									0.783/91.
									(0.66-3.11)
⁵⁰ Mn		49.954238	0.283 s	β^+ /7.6330	6.61/	0+			ann.rad./
⁵¹ Mn		50.948211	46.2 m	β^+ , EC/3.208	2.2/	5/2-	3.568	0.4	ann.rad./
									0.7491(1)/0.26
									(1.148-1.164)
^{52m} Mn			21.1 m	β^+ /98/5.09	2.631/	2+	0.0076		ann.rad./
				I.T./2/0.378					0.3778 (I.T.)
									1.43406(1)/98.
									(0.7-4.8)
⁵² Mn		51.945566	5.591 d	β^+ /4.712	0.575/	6+	+3.063	+0.5	ann.rad./
				EC/					0.74421(1)/90.
									1.4341/100
⁵³ Mn		52.941290	3.7×10^6 y	EC/0.5970		7/2-	5.024		
⁵⁴ Mn		53.940359	312.1 d	EC/1.377		3+	+3.282	+0.33	0.8340/100
			6.7×10^8 y	β^+	// 1.3×10^{-7}				
⁵⁵ Mn	100.	54.938045				5/2-	+3.4687	+0.32	
⁵⁶ Mn		55.938905	2.579 h	β^- /3.6954	0.718/18.	3+	+3.2266		0.84675/98.9
					1.028/34.				1.81072(4)/26.3
									2.113/13.8
									(1.04 - 3.37)
⁵⁷ Mn		56.938285	1.45 m	β^- /2.691		5/2-			
⁵⁸ Mn		57.93998	65 s	β^- /6.25	3.8/	3+			0.45916(2)/20.
					5.1/				0.81076(1)/82.
									1.32309(5)/53.
⁵⁹ Mn		58.94044	4.6 s	β^- /5.19	4.5/	5/2-			0.726/
									0.473/
									0.287-2.35
^{60m} Mn			1.77 s	β^- /IT	5.7/	3+			0.824/
⁶⁰ Mn		59.9429	50. s	β^- /8.6		0+			1.969/
⁶¹ Mn		60.9447	0.67 s	β^- /7.4		(5/2)-			
⁶² Mn		61.9484	0.67 s	β^- /10.4		(3+)			0.877/
									0.942-1.299
⁶³ Mn		62.9502	0.28 s	β^- /8.8					0.356,0.450
^{64m} Mn			> 0.1 ms						0.135/IT
⁶⁴ Mn		63.9543	87 ms	β^- /11.8					0.746
⁶⁵ Mn		64.9563	0.092 s	β^- /10.					0.366
⁶⁶ Mn		65.9611	64 ms						0.471
⁶⁷ Mn		66.9641	45 ms						
⁶⁸ Mn		67.969	~ 28 ms						
⁶⁹ Mn		68.973	14 ms						
²⁶Fe		55.845(2)							
⁴⁵ Fe		45.0146	1.8 ms	2p /1.14	p// ~ 59.				
⁴⁶ Fe		46.0008	11. ms	β^+ /13.1	p// ~ 36.	0+			
⁴⁷ Fe		46.9929	21.7 ms	β^+ /15.6	p//87.				

Elem. or Isot.	Natural Abundance (Atom %)	Atomic Mass or Weight	Half-life/ Resonance Width (MeV)	Decay Mode/ Energy (/MeV)	Particle Energy/ Intensity (MeV/%)	Spin ($h/2\pi$)	Nuclear Magnetic Mom. (nm)	Elect. Quadr. Mom. (b)	γ -Energy / Intensity (MeV/%)
⁴⁸ Fe		47.9805	~ 44. ms	$\beta+$ /11.2		0+			
⁴⁹ Fe		48.9736	70. ms	$\beta+$ /13.0		(7/2-)			ann.rad./
⁵⁰ Fe		49.9630	0.15 s	$\beta+$ /8.2		0+			0.651
⁵¹ Fe		50.95682	0.31 s	$\beta+$ /8.02		(5/2-)			ann.rad./
^{52m} Fe			46. s	$\beta+$ /4.4		(12+)			ann.rad./ (0.622–2.286)/
⁵² Fe		51.94811	8.28 h	$\beta+$ /57/2.37 EC/43/ I.T./	0.804/	0+			ann.rad./ 0.16868(1)/99. 0.377 (I.T.)/
^{53m} Fe			2.6 m	I.T./3.0407		19/2-			0.7011(1)/99. 1.0115(1)/87. 1.3281(1)/87. 2.3396(1)/13.
⁵³ Fe		52.945308	8.51 m	$\beta+$ /3.743	2.40/42. 2.80/57.	7/2-			ann.rad./ 0.3779(1)/42. (1.2–3.2)
⁵⁴ Fe	5.845(35)	53.939611	> 3.1 × 10 ²² y	EC-EC		0+			
⁵⁵ Fe		54.938293	2.73 y	EC/0.2314		3/2-			Mn x-ray
⁵⁶ Fe	91.754(36)	55.934938				0+			
⁵⁷ Fe	2.119(10)	56.935394				½-	+0.0906	0.16	
⁵⁸ Fe	0.282(4)	57.933276				0+			
⁵⁹ Fe		58.934876	44.51 d	β -/1.565	0.273/48. 0.475/51.	3/2-	-0.336		1.099/57 1.292/43. (0.14–1.48)
⁶⁰ Fe		59.934072	1.5 × 10 ⁶ y	β - /0.237	0.184/100.	0+			0.0586/100
^{61m} Fe			0.25 μ s	I.T.		(9/2+)			0.654/IT 0.207
⁶¹ Fe		60.93675	6.0 m	β - /3.98	2.5/13. 2.63/54. 2.80/31.				1.205/44. 1.028/43. (0.12–3.37)
⁶² Fe		61.93677	68. s	β - /2.53	2.5/100.	0+			0.5061(1)/100.
⁶³ Fe		62.9404	6. s	β - /6.3		5/2-			0.995/ (1.365–1.427)
⁶⁴ Fe		63.9412	2.0 s	β - /4.9		0+			
^{65m} Fe			0.4 μ s	I.T.		(5/2-)			0.364/IT
⁶⁵ Fe		64.9454	1.3 s	β - /7.9					
⁶⁶ Fe		65.9468	0.44 s	β - /5.7		0+			0.471–1.425
^{67m} Fe			~ 0.04 ms	I.T.		(5/2-)			0.367/IT
⁶⁷ Fe		66.9510	0.48 s	β - /8.8					0.189
⁶⁸ Fe		67.954	0.19 s	β - / ~ 7.6		0+			
⁶⁹ Fe		68.959	0.11 s						
⁷⁰ Fe		69.961	0.10 s			0+			
⁷¹ Fe		70.967	> 0.3 μ s						
⁷² Fe		71.970	> 0.3 μ s			0+			
₂₇Co		58.933195(5)							
⁴⁷ Co		47.0115							
⁴⁸ Co		48.0018							
⁴⁹ Co		48.9897	< 0.035 μ s						
⁵⁰ Co		49.9815	44. ms	$\beta+$ /17.0	2.03–2.79				
⁵¹ Co		50.9707	> 0.2 μ s	$\beta+$ /12.8					
⁵² Co		51.9636	0.12 s	$\beta+$ /14.0					0.849–1.942
^{53m} Co			0.25 s	$\beta+$, p/		19/2-			ann.rad./
⁵³ Co		52.95422	0.24 s	$\beta+$ /8.30		7/2-			ann.rad./
^{54m} Co			1.46 m	$\beta+$ /8.44	4.25/100.	7+			ann.rad./ 0.411(1)/99. 1.130(1)/100. 1.408(1)/100.
⁵⁴ Co		53.948460	0.1932 s	$\beta+$ /8.2430	7.34/100.	0+			ann.rad./

Elem. or Isot.	Natural Abundance (Atom %)	Atomic Mass or Weight	Half-life/ Resonance Width (MeV)	Decay Mode/ Energy (/MeV)	Particle Energy/ Intensity (MeV/%)	Spin ($h/2\pi$)	Nuclear Magnetic Mom. (nm)	Elect. Quadr. Mom. (b)	γ -Energy / Intensity (MeV/%)
⁵⁵ Co		54.941999	17.53 h	β^+ /3.4513 EC/	0.53/ 1.03/ 1.50/	7/2-	+4.822		ann.rad./ 0.9312/75. 0.4772/20. (0.092-3.11)
⁵⁶ Co		55.939839	77.3 d	β^+ /4.566 EC/	1.459/18.	4+	3.85	+0.25	ann.rad./ 0.8468/99.9 1.2383/68. (0.26-3.61)
⁵⁷ Co		56.936291	271.8 d	EC/0.8361		7/2-	+4.72	+0.5	0.12206/86 (0.014-0.706)
^{58m} Co			9.1 h	I.T./		5+			0.02489/0.035
⁵⁸ Co		57.935753	70.88 d	β^+ /2.307 EC/		2+	+4.04	+0.22	ann.rad./ 0.81076/99
⁵⁹ Co	100.	58.933195				7/2-	+4.63	+0.41	
^{60m} Co			10.47 m	I.T./99.8/0.059 β^- /0.2/1.56		2+	+4.40	+0.3	0.0586/2.0
⁶⁰ Co		59.933817	5.271 y	β^- /2.824	0.315/99.7	5+	+3.799	+0.44	1.1732/100 1.3325/100
⁶¹ Co		60.932476	1.650 h	β^- /1.322	1.22/95.	7/2-			0.0674/86. 0.842-0.909
^{62m} Co			13.9 m	β^- /	0.88/25. 2.88/75.	5+			1.1635(3)/70. 1.1730(3)/98. 2.0039(3)/19.
⁶² Co		61.93405	1.50 m	β^- /5.32	1.03/10. 1.76/5. 2.9/20. 4.05/60.	2+			1.1292(3)/13. 1.1730(3)/83. 1.9851(1)/3. 2.3020(1)/19.
⁶³ Co		62.93361	27.5 s	β^- /3.67	3.6/	7/2-			0.08713(1)/49. 0.9817(3)/2.6 0.156-2.17
⁶⁴ Co		63.93581	0.30 s	β^- /7.31	7.0/	1+			
⁶⁵ Co		64.93648	1.14 s	β^- /5.96		(7/2)-			
^{66m2} Co			> 0.1 ms	I.T.		(8-)			0.252/IT 0.214 0.175
^{66m1} Co			1.2 μ s	I.T.		(5+)			0.175/IT
⁶⁶ Co		65.9398	0.25 s	β^- /10.0					(1.245-1.425)
⁶⁷ Co		66.9409	0.43 s	β^- /8.4					0.694
⁶⁸ Co		67.9449	0.19 s	β^- /11.7					
⁶⁹ Co		68.9463	0.20 s	β^- /9.3					
⁷⁰ Co		69.951	0.12 s	β^- 13.					1.26/102 0.97/100 (0.45 - 0.92)
⁷¹ Co		70.953	97. ms	β^- β^- ,n	// > 3				0.566/100 (0.25 - 0.77)
⁷² Co		71.958	60. ms	β^- β^- ,n	// > 6				1.096/100 0.845 (0.455 - 1.197)
⁷³ Co		72.960	41. ms	β^- β^- ,n	// > 9				0.524/100 (0.24 - 0.76)
⁷⁴ Co		73.965	30. ms	β^- β^- ,n	// > 26				0.739 1.024
⁷⁵ Co		74.968	> 0.3 μ s						
²⁸Ni		58.6934(2)							
⁴⁸ Ni		48.020	~ 2.1 ms	2p	p// ~ 25	0+			
⁴⁹ Ni		49.0097	12. ms						
⁵⁰ Ni		49.9959	12. ms	β^+ , p	p//70.	0+			
⁵¹ Ni		50.9877	> 0.2 μ s	β^+ /16.0					

Elem. or Isot.	Natural Abundance (Atom %)	Atomic Mass or Weight	Half-life/ Resonance Width (MeV)	Decay Mode/ Energy (/MeV)	Particle Energy/ Intensity (MeV/%)	Spin ($h/2\pi$)	Nuclear Magnetic Mom. (nm)	Elect. Quadr. Mom. (b)	γ -Energy / Intensity (MeV/%)
⁵² Ni		51.9757	38. ms	β^+ /11.7		0+			
⁵³ Ni		52.9685	0.05 s	β^+ , p/13.3		7/2-			ann.rad./
⁵⁴ Ni		53.95791	0.10 s	β^+ /8.80		0+			0.937
⁵⁵ Ni		54.95133	0.20 s	β^+ /8.70	7.66/	7/2-			ann.rad./
⁵⁶ Ni		55.94213	6.08 d	EC/2.14		0+			0.15838/99
				β^+ /<10 ⁻⁶					0.81185(3)/87. 0.2695–0.7500
⁵⁷ Ni		56.939794	35.6 h	β^+ /3.264	0.712/10.	3/2-	-0.798		ann.rad./
				EC/	0.849/76.				1.3776/78. (0.127–3.177)
⁵⁸ Ni	68.0769(89)	57.935343	>4 × 10 ¹⁹ y	EC-EC		0+			
⁵⁹ Ni		58.934347	~ 7.6 × 10 ⁴ y	EC/		3/2-			
⁶⁰ Ni	26.2231(77)	59.930786				0+			
⁶¹ Ni	1.1399(6)	60.931056				3/2-	-0.75002	+0.16	
⁶² Ni	3.6345(17)	61.928345				0+			
⁶³ Ni		62.929669	100. y	β^- /0.066945	0.065/	½-			
⁶⁴ Ni	0.9256(9)	63.927966				0+			
⁶⁵ Ni		64.930084	2.517 h	β^- /2.137	0.65/30. 1.020/11. 2.140/58.	5/2-	0.69		0.36627(3)/5. 1.11553(4)/16. 1.48184(5)/23.
⁶⁶ Ni		65.929139	54.6 h	β^- /0.23		0+			
^{67m} Ni			13.3 μ s	I.T.		9/2+			0.313/IT 0.694
⁶⁷ Ni		66.931569	21. s	β^- /3.56	3.8/	½-	+0.601		1.0722/100. 1.6539/100. (0.10–1.98)
^{68m2} Ni			0.34 μ s						0.511
^{68m1} Ni			0.86 ms	I.T.		(5-)			0.814/IT 2.033
⁶⁸ Ni		67.931869	29. s	β^- /2.06		0+			
^{69m2} Ni			0.44 μ s	I.T.		(17/2)			0.148/IT 0.593 1.959
^{69m1} Ni			3.5 s						
⁶⁹ Ni		68.935610	11. s	β^- /5.4					0.6807(3)/100. (0.207–1.213)
^{70m} Ni			0.21 μ s	I.T.		(8+)			0.183/IT 0.448 0.970 1.259
⁷⁰ Ni		69.9365	6.0 s	β^- /3.5		0+			
⁷¹ Ni		70.9407	2.56 s	β^- /6.9					
⁷² Ni		71.9421	1.6 s	β^- /5.2		0+			
⁷³ Ni		72.9465	0.84 s	β^- /9.					
⁷⁴ Ni		73.9481	0.9 s	β^- /7.		0+			
⁷⁵ Ni		74.9529	0.34 s						
⁷⁶ Ni		75.955	0.24 s			0+			
⁷⁷ Ni		76.961	0.13 s						
⁷⁸ Ni		77.963	~ 0.11 s			0+			
²⁹Cu		63.546(3)							
⁵² Cu		51.9972							
⁵³ Cu		52.9856	< 0.3 μ s						
⁵⁴ Cu		53.9767	< 0.075 μ s						
⁵⁵ Cu		54.9661	> 0.2 μ s	β^+ /13.2					
⁵⁶ Cu		55.9586	93. ms	β^+ /15.3					0.511/233 2.700/100 0.9507–3.287
⁵⁷ Cu		56.94921	196. ms	β^+ /8.77		3/2-			0.77–3.01

Elem. or Isot.	Natural Abundance (Atom %)	Atomic Mass or Weight	Half-life/ Resonance Width (MeV)	Decay Mode/ Energy (/MeV)	Particle Energy/ Intensity (MeV/%)	Spin ($\hbar/2\pi$)	Nuclear Magnetic Mom. (nm)	Elect. Quadr. Mom. (b)	γ -Energy / Intensity (MeV/%)
⁵⁸ Cu		57.944539	3.21 s	β^+ /8.563 EC/	4.5/15. 7.439/83.	1+			ann.rad./ 0.0403(4)/5. 1.4483(2)/11. 1.4546(2)/16.
⁵⁹ Cu		58.939498	1.36 m	β^+ /4.800	1.9/ 3.75/	3/2-	+ 1.89		ann.rad./ 0.3393(1)/8. 0.8780(1)/12. 1.3015(1)/15. (0.4-2.6)
⁶⁰ Cu		59.937365	23.7 m	β^+ /6.127 EC/	2.00/69. 3.00/18. 3.92/6.	2+	+1.219		ann.rad./ 1.3325/88. 1.7915/45. (0.12-5.048)
⁶¹ Cu		60.933458	3.35 h	β^+ /2.237	0.56/3. 0.94/5. 1.15/2. 1.220/51.	3/2-	+2.14		ann.rad./ 0.2830/13. 0.6560/11. (0.067-2.123)
⁶² Cu		61.932584	9.67 m	β^+ /98/3.948 EC/	2.93/98.	1+	-0.380		ann.rad./ 1.17302(1)/0.6 (0.87-3.37)
⁶³ Cu	69.15(15)	62.929598				3/2-	+2.2233	-0.211	
⁶⁴ Cu		63.929764	12.701 h	β^- /38/0.579 β^+ /19/1.6751 EC/41/	0.578/ 0.65/	1+	-0.217		ann.rad./ 1.3459(3)/0.6
⁶⁵ Cu	30.85(15)	64.927790				3/2-	+2.3817	-0.195	
⁶⁶ Cu		65.928869	5.09 m	β^- /2.642	1.65/6. 2.7/94.	1+	-0.282		0.8330(1)/0.22 1.0392(2)/9.2
⁶⁷ Cu		66.927730	2.580 d	β^- /0.58	0.395/56. 0.484/23. 0.577/20.	3/2-	+ 2.54		0.09125(1)/7. 0.09325(1)/17. 0.18453(1)/47.
^{68m} Cu			3.79 m	I.T./86/ β^- /14/1.8		6-	+1.24		0.0843(5)/70. 0.1112(5)/18. 0.5259(5)/74. (0.64-1.34)
⁶⁸ Cu		67.929611	31. s	β^- /4.46	3.5/40. 4.6/31.	1+	+2.48		1.0774(5)/58. 1.2613(5)/17. (0.15-2.34)
^{69m} Cu			0.36 μ s	I.T.		(13/2+)			0.075/IT 0.190/IT 0.680 1.871
⁶⁹ Cu		68.929429	2.8 m	β^- /2.68	2.48/80.	3/2-	+2.84		0.5307(3)/3. 0.8340(5)/6. 1.0065(8)/10. 0.8849/100 1.072/19
^{70m2} Cu			6.6 s	β /93 IT/7					0.141/ IT
^{70m1} Cu			33. s	β^- /52 IT/48	2.52/10.	5-	+1.9		0.8848(2)/100. 0.9017(2)/90. 1.2517(5)/60. (0.39-3.06)
⁷⁰ Cu		69.932392	44.5 s	β^- /6.60	5.42/54. 6.09/46.	1+	+1.5		0.8848(2)/100. 0.9017/99.7 (0.438 - 3.062)
^{71m} Cu			0.28 μ s	I.T.		(19/2)			0.133/IT 0.494 0.939 1.189
⁷¹ Cu		70.932677	20. s	β^- /4.56		3/2-			0.490/
^{72m} Cu			1.76 μ s	I.T.		(4-)			0.051/IT

Elem. or Isot.	Natural Abundance (Atom %)	Atomic Mass or Weight	Half-life/ Resonance Width (MeV)	Decay Mode/ Energy (/MeV)	Particle Energy/ Intensity (MeV/%)	Spin ($h/2\pi$)	Nuclear Magnetic Mom. (nm)	Elect. Quadr. Mom. (b)	γ -Energy / Intensity (MeV/%)
									0.082
									0.138
⁷² Cu		71.935820	6.6 s	β^- /8.2		(1+)			0.652/
⁷³ Cu		72.936675	4.2 s	β^- /6.3	5.8/43				0.450/100
					6.25/42				0.307–1.559
⁷⁴ Cu		73.93988	1.59 s	β^- /9.9					
⁷⁵ Cu		74.942	1.2 s	β^- /7.9					
^{76m} Cu			1.2 s						
⁷⁶ Cu		75.94528	0.64 s	β^- /11.					
⁷⁷ Cu		76.9479	0.46 s	β^- / ~ 10.					
⁷⁸ Cu		77.9520	0.33 s	β^- /12.					
⁷⁹ Cu		78.9546	0.19 s	β^- /11.					
⁸⁰ Cu		79.961	> 0.3 μ s						
₃₀Zn		69.409(4)							
⁵⁴ Zn		53.9930	~ 3.2 ms	2p	p/87	0+			
⁵⁵ Zn		54.9840	> 1.6 μ s						
⁵⁶ Zn		55.9724	0.04 s			0+			
⁵⁷ Zn		56.9648	0.04 s	β^+ , p/14.6		(7/2-)			ann.rad./
⁵⁸ Zn		57.95459	0.09 s	β^+		0+			
⁵⁹ Zn		58.94926	183. ms	β^+ , p/9.09	8.1/	3/2-			ann.rad./
									(0.491–0.914)
⁶⁰ Zn		59.94183	2.40 m	β^+ /97/4.16		0+			ann.rad./
				EC/3/					0.669/47.
									(0.062–0.947)
⁶¹ Zn		60.93951	1.485 m	β^+ /5.64	4.38/68.	3/2-			ann.rad./
									0.4748/17.
									(0.15–3.52)
⁶² Zn		61.93433	9.22 h	β^+ /3/1.63	0.66/7.	0+			ann.rad./
				EC/93/					0.0408/25
									0.5967/26.
									(0.20–1.526)/
⁶³ Zn		62.933212	38.5 m	β^+ /93/3.367	1.02/	3/2-	-0.28164	+0.29	ann.rad./
				EC/7/	1.40/				0.66962(5)/8.4
					1.71/				0.96206(5)/6.6
					2.36/84.				(0.24–3.1)
⁶⁴ Zn	48.268(321)	63.929142	> 4.3 $\times 10^{18}$ y	EC- β^+		0+			
⁶⁵ Zn		64.929241	244.0 d	β^+ /98/1.3514	0.325/	5/2-	+0.7690	-0.023	ann.rad./
				EC/1.5/					1.1155/49.8
⁶⁶ Zn	27.975(77)	65.926033				0+			
⁶⁷ Zn	4.102(21)	66.927127				5/2-	+0.8755	+0.15	
⁶⁸ Zn	19.024(123)	67.924844				0+			
^{69m} Zn			13.76 h	I.T./99+/0.439		9/2+			0.4390(2)/95.
⁶⁹ Zn		68.926550	56. m	β^- /0.906	0.905/99.9	$\frac{1}{2}$ -			0.318/
⁷⁰ Zn	0.631(9)	69.925319	> 1.3 $\times 10^{16}$ y	β - β^-		0+			
^{71m} Zn			3.97 h	β^- /	1.45/	9/2+			0.3864/93.
									0.4874/62.
									0.6203/57.
									(0.099–2.489)
⁷¹ Zn		70.92772	2.4 m	β^- /2.81		$\frac{1}{2}$ -			0.5116(1)/30.
									0.9103(1)/7.5
									(0.12–2.29)
⁷² Zn		71.92686	46.5 h	β^- /0.46	0.25/14.	0+			0.0164(3)/8.
					0.30/86.				0.1447(1)/83.
									0.1915(2)/9.4
^{73m} Zn			6. s		I.T./0.196	(7/2+)			0.042
⁷³ Zn		72.92978	24. s	β^- /4.29	4.7/	(1/2-)			0.216(1)/100.
									0.496–0.911
⁷⁴ Zn		73.92946	1.60 m	β^- /2.3	2.1/	0+			0.0565/

Elem. or Isot.	Natural Abundance (Atom %)	Atomic Mass or Weight	Half-life/ Resonance Width (MeV)	Decay Mode/ Energy (/MeV)	Particle Energy/ Intensity (MeV/%)	Spin ($h/2\pi$)	Nuclear Magnetic Mom. (nm)	Elect. Quadr. Mom. (b)	γ -Energy / Intensity (MeV/%)
									0.1401/ (0.05-0.35)
⁷⁵ Zn		74.9329	10.2 s	β^- /6.0					0.229/
⁷⁶ Zn		75.9333	5.7 s	β^- /4.2	3.6/	0+			0.119/
^{77m} Zn			1.0 s	β^- /		(1/2-)			0.772
⁷⁷ Zn		76.9370	2.1 s	β^- /7.3	4.8/				0.189/
^{78m} Zn			> 0.03 ms						1.070
⁷⁸ Zn		77.9384	1.5 s	β^- /6.4		0+			0.225/
⁷⁹ Zn		78.9427	1.0 s	β^- /8.6					0.702/
⁸⁰ Zn		79.9443	0.54 s	β^- /7.3		0+			0.713/ 0.2248/
⁸¹ Zn		80.9505	0.29 s	β^- /11.9					
⁸² Zn		81.9544	> 0.15 μ s			0+			
⁸³ Zn		82.9610	> 0.15 μ s						
₃₁Ga		69.723(1)							
⁵⁶ Ga		55.9949							
⁵⁷ Ga		56.9829							
⁵⁸ Ga		57.9743							
⁵⁹ Ga		58.9634	< 0.043 μ s						
⁶⁰ Ga		59.9571	0.07 s	β^+					1.004
				β^+ , p	// ~ 1.6				3.848
				β^+ , α	// ~ 0.02				1.555-2.559
⁶¹ Ga		60.9495	0.17 s	β^+ /9.0		3/2			0.088-1.362
⁶² Ga		61.94418	116.0 ms	β^+ /9.17	8.3/	0+			ann.rad./
				EC/					0.954/0.0012
⁶³ Ga		62.939294	32. s	β^+ /5.5	4.5/				ann.rad./
				EC/					0.6271(2)/10.
									0.6370(2)/11.
									1.0652(4)/45.
^{64m} Ga			0.022 ms						0.0429
⁶⁴ Ga		63.936839	2.63 m	β^+ /7.165	2.79/	0+			ann.rad./
					6.05/				0.80785(1)/14.
									0.99152(1)/43.
									1.38727(1)/12.
									3.3659(1)/13.
⁶⁵ Ga		64.932735	15.2 m	β^+ /86/3.255	0.82/10.	3/2-			ann.rad./
				EC/	1.39/19.				0.1151(2)/55.
					2.113/56.				0.1530(2)/96.
					2.237/15.				0.2069(2)/39.
									(0.06-2.4)
⁶⁶ Ga		65.931589	9.5 h	β^+ /56/5.175	0.74/1.	0+			ann.rad./
				EC/43/	1.84/54.				1.03935(8)/38.
					4.153/51.				2.7523(1)/23.
									(0.28-5.01)
⁶⁷ Ga		66.928202	3.261 d	EC/1.001		3/2-	+1.8507	0.20	0.09332/37.
									0.18459/20.
									0.30024/17.
									(0.091-0.89)
⁶⁸ Ga		67.927980	1.130 h	β^+ /90/2.921	1.83/	1+	0.01175	0.028	ann.rad./
				EC/10/					1.0774(1)/3.
									(0.57-2.33)/
⁶⁹ Ga	60.108(9)	68.925574				3/2-	+2.01659	+0.17	
⁷⁰ Ga		69.926022	21.1 m	EC/0.2/0.655		1+			0.1755(5)/0.15
				β^- /99.8/1.656	1.65/99.				1.042(5)/0.48
⁷¹ Ga	39.892(9)	70.924701	> 2.4 $\times 10^{26}$ y	β^-		3/2-	+2.56227	+0.11	
⁷² Ga		71.926366	14.10 h	β^- /4.001	0.64/40.	3-	-0.13224	+0.5	0.8340/95.53
					1.51/9.				2.202/26.9
					2.52/8.				0.630/26.2

Elem. or Isot.	Natural Abundance (Atom %)	Atomic Mass or Weight	Half-life/ Resonance Width (MeV)	Decay Mode/ Energy (/MeV)	Particle Energy/ Intensity (MeV/%)	Spin ($h/2\pi$)	Nuclear Magnetic Mom. (nm)	Elect. Quadr. Mom. (b)	γ -Energy / Intensity (MeV/%)
⁷³ Ga		72.925175	74.87 h	β^- /1.59	3.15/11.	3/2-			(0.113–3.678) 0.05344(5)/10. 0.29732(5)/47. (0.01–1.00)/
^{74m} Ga			10. s	I.T./		1+			0.0565(1)/75.
⁷⁴ Ga		73.926946	8.1 m	β^- /5.4	2.6/	3-			0.5959/92. 2.354/45. (0.23–3.99)
⁷⁵ Ga		74.926500	2.10 m	β^- /3.39	3.3/	3/2-			0.2529/ 0.5746/ (0.12–2.10)
⁷⁶ Ga		75.928828	29. s	β^- /7.0		3-			0.5629/66. 0.5455/26. (0.34–4.25)
⁷⁷ Ga		76.929154	13.0 s	β^- /5.3	5.2/				0.469/ 0.459/
⁷⁸ Ga		77.931608	5.09 s	β^- /8.2		3+			0.619/77. 1.187/20.
⁷⁹ Ga		78.9329	2.85 s	β^- /7.0	4.6/				0.465/
⁸⁰ Ga		79.9365	1.68 s	β^- /10.4	10./				0.659/
⁸¹ Ga		80.9378	1.22 s	β^- /8.3	5.1/				0.217/
⁸² Ga		81.9430	0.599 s	β^- /12.6					1.348/
⁸³ Ga		82.9470	0.308 s	β^- /~ 11.5					
⁸⁴ Ga		83.9527	~ 0.085 s	β^- /14					
⁸⁵ Ga		84.9570	> 0.3 μ s						
⁸⁶ Ga		85.963	> 0.3 μ s						
³²Ge		72.64(1)							
⁵⁸ Ge		57.9910				0+			
⁵⁹ Ge		58.9818							
⁶⁰ Ge		59.9702	> 0.11 μ s			0+			
⁶¹ Ge		60.9638	0.04 s	β^+ /13.6					
⁶² Ge		61.9547	0.13 s			0+			
⁶³ Ge		62.9496	0.15 s	β^- /9.8					
⁶⁴ Ge		63.94165	1.06 m	β^+ /4.4	3.0/	0+			ann.rad./ 0.1282(2)/11. 0.4270(3)/37. 0.6671(3)/17.
				EC/					
				β^+ , p					
⁶⁵ Ge		64.9394	31. s	β^+ /6.2	0.82/10. 1.39/19.				ann.rad./ 0.0620/27. 0.6497/33. 0.8091/21. (0.19–3.28)
				EC, p	2.113/56. 2.237/15.				
				β^+ , p	//0.011				
⁶⁶ Ge		65.93384	2.26 h	β^+ /27/2.10		0+			ann.rad./ 0.0438/29. 0.3819/28. (0.022–1.77)
				EC/73/					
⁶⁷ Ge		66.932734	19.0 m	β^+ /96/4.225	1.6/ 2.3/ 3.15/	½-			ann.rad./ 0.1670/84. (0.25–3.73)
				EC/4/					
⁶⁸ Ge		67.92809	270.8 d	EC/0.11		0+			Ga k x-ray/39.
⁶⁹ Ge		68.927965	1.63 d	β^+ /36/2.2273	0.70/ 1.2/	5/2-	0.735	0.02	ann.rad./ 0.574/13. 1.1068/36. (0.2–2.04)
				EC/64/					
⁷⁰ Ge	20.38(18)	69.924247				0+			
^{71m} Ge			20.4 ms		I.T./0.0234	9/2+			0.1749
⁷¹ Ge		70.924951	11.2 d	EC/0.229		½-	+0.547		
⁷² Ge	27.31(26)	71.922076				0+			

Elem. or Isot.	Natural Abundance (Atom %)	Atomic Mass or Weight	Half-life/ Resonance Width (MeV)	Decay Mode/ Energy (/MeV)	Particle Energy/ Intensity (MeV/%)	Spin ($h/2\pi$)	Nuclear Magnetic Mom. (nm)	Elect. Quadr. Mom. (b)	γ -Energy / Intensity (MeV/%)
⁷³ Ge	7.76(8)	72.923459	> 1.8 × 10 ²³ y	β^-		9/2+	-0.879467	-0.17	
⁷⁴ Ge	36.72(15)	73.921178				0+			
^{75m} Ge			48. s	I.T./		7/2+			0.13968(3)/39.
⁷⁵ Ge		74.922859	1.380 h	β^- /1.177	1.19/	½-	+0.510		0.26461(5)/11. 0.41931(5)/0.2
⁷⁶ Ge	7.83(7)	75.921403	1.6 × 10 ²¹ y	β^- - β^-		0+			
^{77m} Ge			53. s	I.T./20/ β^- /80/2.861	2.9/	½-			1.605/0.22 1.676/0.16 0.195-1.482
⁷⁷ Ge		76.923549	11.25 h	β^- /2.702	0.71/23. 1.38/35. 2.19/42.	7/2+			0.2110/29. 0.2155/27. 0.2644/51. (0.15-2.35)
⁷⁸ Ge		77.922853	1.45 h	β^- /0.95	0.70/	0+			0.2773(5)/96. 0.2939(5)/4.
^{79m} Ge			39. s	β^- /IT		7/2+			
⁷⁹ Ge		78.9254	19.1 s	β^- /4.2	4.0/20. 4.3/80.	½-			0.1096/21. (0.10-2.59) 0.5427(4)/15.
⁸⁰ Ge		79.92537	29.5 s	β^- /2.67	2.4/	0+			0.1104(4)/6. 0.2656(4)/25.
^{81m} Ge			~ 7.6 s	β^- /	3.75/	½+			0.3362(4)/ 0.7935(4)/
⁸¹ Ge		80.9288	~ 7.6 s	β^- /6.2	3.44/	9/2+			0.1976(4)/21. 0.3362(4)/100.
⁸² Ge		81.9296	4.6 s	β^- /4.7	1.093/80	0+			1.093/
⁸³ Ge		82.9346	1.9 s	β^- /8.9					
⁸⁴ Ge		83.9375	0.98 s	β^- /7.7		0+			
⁸⁵ Ge		84.9430	0.54 s	β^- /10.					
⁸⁶ Ge		85.9465	> 0.3 μ s			0+			
⁸⁷ Ge		86.9525	> 0.3 μ s						
⁸⁸ Ge		87.957	> 0.3 μ s			0+			
⁸⁹ Ge		88.964	> 0.3 μ s						
³³As		74.92160(2)							
⁶⁰ As		59.993							
⁶¹ As		60.981							
⁶² As		61.9732							
⁶³ As		62.9637	< 0.043 μ s						
⁶⁴ As		63.9576	0.02 s						
⁶⁵ As		64.9496	0.13 s	β^+ /9.4					
^{66m2} As			8. μ s						
^{66m1} As			1.1 μ s						
⁶⁶ As		65.945	95.8 ms	β^+ /9.55					
⁶⁷ As		66.9392	42. s	β^+ /6.0 EC/	5.0/	5/2-			0.121/ 0.123/ 0.244/
⁶⁸ As		67.93677	2.53 m	β^+ /8.1		3+			ann.rad./ 0.652/32. 0.762/33. 1.016/77. (0.61-3.55)
⁶⁹ As		68.93227	15.2 m	β^+ /98/4.01 EC/2/	2.95/	5/2-	+ 1.623		ann.rad./ 0.0868(5)/1.5 0.1458(3)/2.4
⁷⁰ As		69.93092	52.6 m	β^+ /84/6.22 EC/16/2.14 /2.89	1.44/	4+	+2.1061	+0.09	ann.rad./ 1.0395(7)/82. (0.17-4.4)/
⁷¹ As		70.927112	2.72 d	β^+ /32/2.013		5/2-	+1.6735	-0.02	ann.rad./

Elem. or Isot.	Natural Abundance (Atom %)	Atomic Mass or Weight	Half-life/ Resonance Width (MeV)	Decay Mode/ Energy (/MeV)	Particle Energy/ Intensity (MeV/%)	Spin ($h/2\pi$)	Nuclear Magnetic Mom. (nm)	Elect. Quadr. Mom. (b)	γ -Energy / Intensity (MeV/%)
				EC/68/					0.1749(2)/84. 1.0957(2)/4.2
⁷² As		71.926752	26.0 h	β^+ /77/4.356	0.669/5. 1.884/12. 2.498/62. 3.339/19.	2-	-2.1566	-0.08	ann.rad./ 0.83395(5)/80. 1.0507(1)/9.6 (0.1–4.0)
⁷³ As		72.923825	80.3 d	EC/0.341		3/2-			0.0133/0.1 0.0534/10.5 Se k x-ray/90.
⁷⁴ As		73.923829	17.78 d	β^+ /31/2.562 EC/37/ β^- /1.353	0.94/26. 1.53/3. 0.71/16. 1.35/16.	2-	-1.597		ann.rad./ 0.59588(1)/60. 0.6084(1)/0.6 0.6348(1)/15.
^{75m} As			0.017 s						
⁷⁵ As	100.	74.921597				3/2-	+1.43947	+0.31	
⁷⁶ As		75.922394	26.3 h	β^- /2.962	0.54/3. 1.785/8. 2.410/36. 2.97/51.	2-	-0.903		0.5591(1)/45. 0.65703(5)/6.2 1.21602(1)/3.4 (0.3–2.67)
⁷⁷ As		76.920647	38.8 h	β^- /0.683	0.70/98.	3/2-	+1.295		0.2391(2)/1.6 0.2500(3)/0.4 0.5208/0.43
⁷⁸ As		77.92183	1.512 h	β^- /4.21	3.00/12. 3.70/17. 4.42/37.	2-			0.6136(3)/54. 0.6954(3)/18. 1.3088(3)/10.
^{79m} As			1.21 μ s	I.T.		9/2+			0.542/IT 0.231
⁷⁹ As		78.92095	9.0 m	β^- /2.28	1.80/95.	3/2-			0.0955(5)/16. 0.3645(5)/1.9
⁸⁰ As		79.92253	16. s	β^- /5.64	3.38/	1+			0.6662(2)/42. (2.5–3.0)
⁸¹ As		80.92213	33. s	β^- /3.856		3/2-			0.4676(2)/20. 0.4911(2)/8.
^{82m} As			13.7 s	β^- /	3.6/	5-			0.6544(1)/77. 0.344/65. (0.561 – 1.894)
⁸² As		81.9245	19. s	β^- /7.4	7.2/80.	(2-)			0.6544(1)/54. (0.755 – 3.667)
⁸³ As		82.9250	13.4 s	β^- /5.5					0.7345/100. 1.1131/34. 2.0767/28.
^{84m} As			0.6 s	β^-					
⁸⁴ As		83.9291	4. s	β^- , n/7.2		1-			0.6671(2)/21. 1.4439(5)/49. (0.325–5.150)
⁸⁵ As		84.9320	2.03 s	β^- , n/8.9		3/2-			0.667(1)/42. 1.4551(2)/100.
⁸⁶ As		85.9365	0.95 s	β^- , n/11.4					0.704/
⁸⁷ As		86.9399	0.49 s	β^- , n/10.					0.704/
⁸⁸ As		87.9449	> 0.3 μ s						
⁸⁹ As		88.9494	> 0.3 μ s						
⁹⁰ As		89.956	> 0.3 μ s						
⁹¹ As		90.960	> 0.3 μ s						
⁹² As		91.967	> 0.3 μ s						
³⁴ Se		78.96(3)							
⁶⁴ Se			> 0.18 μ s			0+			
⁶⁵ Se		64.965	0.011 s	β^+ /60/14.					

Elem. or Isot.	Natural Abundance (Atom %)	Atomic Mass or Weight	Half-life/ Resonance Width (MeV)	Decay Mode/ Energy (/MeV)	Particle Energy/ Intensity (MeV/%)	Spin ($h/2\pi$)	Nuclear Magnetic Mom. (nm)	Elect. Quadr. Mom. (b)	γ -Energy / Intensity (MeV/%)
⁶⁶ Se		65.9552	0.03 s	β^+ , p	3.55/	0+			
⁶⁷ Se		66.9501	0.13 s	β^+ /10.2					ann.rad./ 0.352
⁶⁸ Se		67.94180	36. s	β^+ , (p)/ β^+ /4.7		0+			ann.rad./ (0.050–0.426)
⁶⁹ Se		68.93956	27.4 s	β^+ /6.78 EC/	5.006/				ann.rad./ 0.0664(4)/27. 0.0982(4)/63.
⁷⁰ Se		69.9334	41.1 m	β^+ , p β^+ /2.4	// ~ 0.045	0+			ann.rad 0.04951(5)/35. 0.4262(2)/29.
⁷¹ Se		70.93224	4.7 m	β^+ /4.4 EC/	3.4/36.	5/2-			ann.rad 0.1472(3)/47. 0.8309(3)/13. 1.0960(3)/10.
⁷² Se		71.92711	8.5 d	EC/0.34		0+			0.0460(2)/57.
^{73m} Se			40. m	I.T./73/0.0257 β^+ /27/2.77	0.85 1.45/	3/2-			ann.rad. 0.0257(2)/27. 0.2538(1)/2.5
⁷³ Se		72.92677	7.1 h	β^+ /65/2.74 EC/35/	0.80/ 1.32/95. 1.68/1.	9/2+	0.86		ann.rad 0.0670(1)/72. 0.3609(1)/97. (0.6–1.5)
⁷⁴ Se	0.89(4)	73.922476				0+			
⁷⁵ Se		74.922523	119.78 d	EC/0.864		5/2+	0.67	1.0	0.13600/55 0.26465/58 (0.024–0.821)
⁷⁶ Se	9.37(29)	75.919214				0+			
^{77m} Se			17.4 s	I.T./		7/2+			0.1619(2)/52.
⁷⁷ Se	7.63(16)	76.919914				½-	+0.53506		
⁷⁸ Se	23.77(28)	77.917309				0+			
^{79m} Se			3.92 m	I.T./					0.09573(3)/9.5
⁷⁹ Se		78.918499	2.9 × 10 ⁵ y	β^- /0.151		7/2+	-1.018	+0.8	
⁸⁰ Se	49.61(41)	79.916521				0+			
^{81m} Se			57.3 m	I.T./99/0.1031		7/2+			0.1031(3)/9.7 0.2602(2)/0.06 0.2760/0.06
⁸¹ Se		80.917993	18.5 m	β^- /1.585	1.6/98.	½-			0.2759/0.85 0.2901/0.75 0.8283/0.32
⁸² Se	8.73(22)	81.916699	~ 1 × 10 ²⁰ y	β^- - β^-		0+			
^{83m} Se			1.17 m	β^- /3.96	2.88/ 3.92/	½-			0.35666(6)/17. 0.9879(1)/15. 1.0305(1)/21. 2.0514(2)/11. (0.19–3.1)
⁸³ Se		82.919118	22.3 m	β^- /3.668	0.93/ 1.51/	9/2+			0.22516(6)/33. 0.35666(6)/69. 0.51004(8)/45. (0.21–2.42)
⁸⁴ Se		83.91846	3.3 m	β^- /1.83	1.41/100.	0+			0.4088(5)/100.
⁸⁵ Se		84.92225	32. s	β^- /6.18	5.9/	5/2+			0.3450(1)/22. 0.6094(1)/41.
⁸⁶ Se		85.92427	15. s	β^- /5.10		0+			2.0124(1)/24. 2.4433(8)/100. 2.6619(1)/49.
⁸⁷ Se		86.92852	5.4 s	β^- /7.28 n/		5/2+			0.468(1)/100. 1.4979(1)/23.
⁸⁸ Se		87.93142	1.5 s	β^- , n/6.85		0+			0.5346/

Elem. or Isot.	Natural Abundance (Atom %)	Atomic Mass or Weight	Half-life/ Resonance Width (MeV)	Decay Mode/ Energy (/MeV)	Particle Energy/ Intensity (MeV/%)	Spin ($h/2\pi$)	Nuclear Magnetic Mom. (nm)	Elect. Quadr. Mom. (b)	γ -Energy / Intensity (MeV/%)
⁸⁹ Se		88.9365	0.41 s	β^- , n/9.0					
⁹⁰ Se		89.9400	> 0.3 μ s			0+			
⁹¹ Se		90.9460	0.27 s	β^- , n/8.					
⁹² Se		91.950	> 0.3 μ s			0+			
⁹³ Se		92.956	> 0.3 μ s						
⁹⁴ Se		93.960	> 0.3 μ s			0+			
₃₅Br		79.904(1)							
⁶⁷ Br		66.9648							
⁶⁸ Br		67.9585	< 1.5 μ s						
⁶⁹ Br		68.9501	< 0.024 μ s	β^+ /9.6					
^{70m} Br			2.2 s			9+			
⁷⁰ Br		69.9446	\sim 0.08 s	β^+ /10.0	/0.75				
⁷¹ Br		70.939	21. s	β^+ /6.9					
⁷² Br		71.9366	1.31 m	β^+ /8.7		3	\sim 0.55		0.4547–1.3167
⁷³ Br		72.93169	3.4 m	β^+ /4.7	3.7/	3/2-			ann.rad 0.065–0.700
^{74m} Br			46. m	β^+ /	4.5/	4-	1.82		ann.rad 0.6348 0.7285 (0.2–4.38)
⁷⁴ Br		73.92989	25.4 m	β^+ /6.91					ann.rad 0.6341 0.6348 (0.2–4.7)
⁷⁵ Br		74.92578	1.62 h	β^+ /76/3.03		3/2-	+0.75		ann.rad 0.28650 (0.1–1.56)
^{76m} Br			1.4 s	I.T./5.05		4+			0.104548 0.05711
⁷⁶ Br		75.92454	16.0 h	β^+ /57/4.96	1.9/ 3.68/	1-	0.54821	0.270	ann.rad 0.55911 1.85368 (0.4–4.6)
^{77m} Br			4.3 m	I.T./0.1059		9/2+			0.1059
⁷⁷ Br		76.921379	2.376 d	EC/99/1.365		3/2-	0.973	+0.53	ann.rad. 0.23898 0.52069 (0.08–1.2)
⁷⁸ Br		77.921146	6.45 m	β^+ /92/3.574	1.2/ 2.5/	1+	0.13		ann.rad. 0.61363 (0.7–3.0)
^{79m} Br			4.86 s	I.T./0.207		9/2+			0.2072
⁷⁹ Br	50.69(7)	78.918337				3/2-	+2.106400	+0.331	
^{80m} Br			4.42 h	I.T./0.04885		5-	+1.3177	+0.75	Br k x-ray 0.03705/39.1 0.04885/0.3
⁸⁰ Br		79.918529	17.66 m	β^- /92/2.004	1.38 β^- /-7.6	1+	0.5140	0.196	ann.rad. 0.6169/6.7 (0.64–1.45)
				EC/5.7/1.8706	1.99 β^- /-82				
				β^+ /2.6/	0.85 β^+ /2.8				
⁸¹ Br	49.31(7)	80.916291				3/2-	+2.270562	+0.276	
^{82m} Br			6.1 m	I.T./98/0.046		2-			0.046/0.24 (0.62–2.66)
				β^- /2 /3.139					
⁸² Br		81.916804	1.471 d	β^- /3.093	0.444/	5-	+1.6270	0.751	0.5544/71 0.61905/43 0.77649/84 (0.013–1.96)
⁸³ Br		82.915180	2.40 h	β^- /0.972	0.395/1 0.925/99	3/2-			0.52964 (0.12–0.68)

Elem. or Isot.	Natural Abundance (Atom %)	Atomic Mass or Weight	Half-life/ Resonance Width (MeV)	Decay Mode/ Energy (/MeV)	Particle Energy/ Intensity (MeV/%)	Spin ($\hbar/2\pi$)	Nuclear Magnetic Mom. (nm)	Elect. Quadr. Mom. (b)	γ -Energy / Intensity (MeV/%)
^{84m} Br			6.0 m	β^- /4.97	2.2/100	(6-)			0.4240/100 0.8817/98 1.4637/101
⁸⁴ Br	83.91648		31.8 m	β^- /4.65	2.70/11 3.81/20 4.63/34	2-	2.		0.8816/41 1.8976/13 (0.23-4.12)
⁸⁵ Br	84.91561		2.87 m	β^- /2.87	2.57	3/2-			0.80241/2.56 0.92463/1.6 (0.09-2.4)
⁸⁶ Br	85.91880		55.5 s	β^- /7.63	3.3 7.4	(2-)			1.56460/64 2.75106/21 (0.5-6.8)
⁸⁷ Br	86.92071		55.6 s	β^- /6.85 n/	6.1/	3/2-			1.41983 1.4762 (0.2-6.1)
^{88m} Br			5.1 μ s						
⁸⁸ Br	87.92407		16.3 s	β^- /8.96 n/		1-			0.7649 0.7753 0.8021 (0.1-6.99)
⁸⁹ Br	88.92640		4.35 s	β^- /8.16 n/		3/2-			0.7753 1.0978
⁹⁰ Br	89.9306		1.91 s	β^- /10.4 n/	8.3/ 9.8/	2-			0.6555 0.7071 1.3626
⁹¹ Br	90.9340		0.54 s	β^- /90 /9.80 β^- n/10 /					0.263 0.803
⁹² Br	91.93926		0.31 s	β^- /12.20 β^- n/					0.740
⁹³ Br	92.9431		0.10 s	β^- /11 β^- n	//11				0.117 (0.237-3.606)
⁹⁴ Br	93.9487		0.07 s	β^- n/					
⁹⁵ Br	94.9529		> 0.3 μ s						
⁹⁶ Br	95.959		> 0.3 μ s						
⁹⁷ Br	96.963		> 0.3 μ s						
³⁶Kr	83.798(2)								
⁶⁹ Kr	68.9652		0.03 s	β^+ , (p)	4.07/				
⁷⁰ Kr	69.9553		0.06 s			0+			
⁷¹ Kr	70.950		100. ms	β^+ , EC/10.1					(0.198-0.207)
⁷² Kr	71.94209		17.1 s	β^+ /5.0 EC/		0+			ann.rad 0.3099/15.3 0.4150/12.8 (0.305 - 3.305)
⁷³ Kr	72.93929		28. s	β^+ /6.7 EC/		5/2-			ann.rad. 0.1781/66 (0.06-0.86)
⁷⁴ Kr	73.933084		11.5 m	β^+ /3.1 EC/	/0.25	0+			ann.rad. 0.08970/31 0.2030/20 (0.010-1.06)
⁷⁵ Kr	74.93095		4.3 m	β^+ /4.90 EC/	3.2/	5/2+	-0.531	+1.1	ann.rad. 0.1325/68 0.1547/21 (0.02-1.7)
⁷⁶ Kr	75.925910		14.8 h	EC/1.31		0+			Br k x-ray 0.270/21 0.3158/39 (0.03-1.07)

Elem. or Isot.	Natural Abundance (Atom %)	Atomic Mass or Weight	Half-life/ Resonance Width (MeV)	Decay Mode/ Energy (/MeV)	Particle Energy/ Intensity (MeV/%)	Spin ($h/2\pi$)	Nuclear Magnetic Mom. (nm)	Elect. Quadr. Mom. (b)	γ -Energy / Intensity (MeV/%)
⁷⁷ Kr		76.924670	1.24 h	β^+ /80/3.06 EC/20/	1.55/ 1.70/ 1.87/	5/2+	-0.583	+0.9	ann.rad. 0.1297/80 0.1465/38 (0.02-2.3)
⁷⁸ Kr	0.355(3)	77.920365	$> 2.3 \times 10^{20}$ y	EC-EC		0+			
^{79m} Kr			53. s	I.T./0.1299		7/2+	-0.786	+0.40	Kr x-ray
⁷⁹ Kr		78.920082	1.455 d	β^+ /7 /1.626 EC/93 /		½-	+0.536		ann.rad. 0.2613/13 0.39756/19 0.6061/8 (0.04-1.3)
⁸⁰ Kr	2.286(10)	79.916379				0+			
^{81m} Kr			13.1 s	I.T./0.1904		½-	+0.586		0.1904
⁸¹ Kr		80.916592	2.1×10^5 y	EC/0.2807		7/2+	-0.908	+0.63	Br k x-ray 0.2760
⁸² Kr	11.593(31)	81.913484				0+			
^{83m} Kr			1.86 h	I.T./0.0416		½-	+0.591		Kr k x-ray 0.00940 0.03216
⁸³ Kr	11.500(19)	82.914136				9/2+	-0.970699	+0.259	
⁸⁴ Kr	56.987(15)	83.911507				0+			
^{85m} Kr			4.48 h	β^- /79 / I.T./21 /0.305	0.83/79	½-	+ 0.633		0.30487 0.15118
⁸⁵ Kr		84.912527	10.73 y	β^- /0.687	0.15/0.4	9/2+	1.005	+0.43	0.51399
⁸⁶ Kr	17.279(41)	85.9106107				0+			
⁸⁷ Kr		86.9133549	1.27 h	β^- /3.887	1.33/8 3.49/43 3.89/30	5/2+	-1.023	-0.30	0.40258/49.6 2.5548/9.2 (0.13-3.31)
⁸⁸ Kr		87.91445	2.84 h	β^- /2.91		0+			0.19632/26. 2.392/34.6 (0.03-2.8)
⁸⁹ Kr		88.9176	3.15 m	β^- /4.99	3.8/ 4.6/ 4.9/	5/2+	-0.330	+0.16	0.19746 0.2209/19.9 0.5858/16.4 1.4728/6.8 (0.2-4.7)
⁹⁰ Kr		89.91952	32.3 s	β^- /4.39	2.6/77 2.8/6	0+			0.12182/32.9 0.5395/28.6 1.1187/36.2 (0.1-4.2)
⁹¹ Kr		90.9235	8.6 s	β^- /6.4	4.33/ 4.59/	5/2+	-0.583	+0.30	0.10878/43.5 0.50658/19. (0.2-4.4)
⁹² Kr		91.92616	1.84 s	β^- /5.99 n/		0+			0.1424/66. (0.14-3.7)
⁹³ Kr		92.9313	1.29 s	β^- /8.6 n/	7.1/	½+	-0.413		0.1820 0.2534/42. 0.32309/24.6 (0.057-4.03)
⁹⁴ Kr		93.9344	0.21 s	β^- /7.3 n	n//1.0	0+			0.2196/67 0.6293/100. (0.098-0.985)
⁹⁵ Kr		94.9398	0.10 s	β^- /9.7	n//2.9		- 0.410		
⁹⁶ Kr		95.9431	~ 80 ms	β^- ,n	n//3.7	0+			
⁹⁷ Kr		96.9486	0.06 s	β^- ,n	n//7.				
⁹⁸ Kr		97.952	0.05 s	β^- ,n	n//7.	0+			
⁹⁹ Kr		98.958	0.04 s	β^- ,n	n// ~ 11.				
¹⁰⁰ Kr		99.9611	$> 0.34 \mu\text{s}$			0+			

Elem. or Isot.	Natural Abundance (Atom %)	Atomic Mass or Weight	Half-life/ Resonance Width (MeV)	Decay Mode/ Energy (/MeV)	Particle Energy/ Intensity (MeV/%)	Spin ($h/2\pi$)	Nuclear Magnetic Mom. (nm)	Elect. Quadr. Mom. (b)	γ -Energy / Intensity (MeV/%)
³⁷Rb		85.4678(3)							
⁷¹ Rb		70.9653							
⁷² Rb		71.9591	< 1.5 μ s						
⁷³ Rb		72.9506	< 0.03 μ s						
⁷⁴ Rb		73.944265	64.8 ms	β^+ /10.4					0.456/0.0025 (0.053 – 4.244)
⁷⁵ Rb		74.93857	19. s	β^+ /7.02	2.31/				ann.rad 0.179
⁷⁶ Rb		75.935072	39. s	β^+ /8.50	4.7/	1-	-0.372623	+0.4	ann.rad 0.4240/92. (0.064–1.68)
⁷⁷ Rb		76.93041	3.8 m	β^+ /5.34	3.86/	3/2-	+0.654468	+0.70	ann.rad 0.0665/59 (0.04–2.82)
^{78m} Rb			5.7 m	I.T./0.1034 β^+ / EC/	3.4	4-	+2.549	+0.81	ann.rad 0.4553/81. (0.103–4.01)
⁷⁸ Rb		77.92814	17.7 m	β^+ /7.22 EC/		0+			ann.rad 0.4553/63. (0.42–5.57)
⁷⁹ Rb		78.92399	23. m	β^+ /84/3.65 EC/16 /		5/2+	+0.3358	-0.10	ann.rad. 0.68812/23. (0.017–3.02)
⁸⁰ Rb		79.92252	34. s	β^+ /5.72	4.1/22 4.7/74	1+	-0.0836	+0.35	ann.rad. 0.6167/25.
^{81m} Rb			30.5 m	I.T./0.85 β^+ , EC/	1.4	9/2+	+5.598	-0.74	ann.rad. (0.085–1.9)
⁸¹ Rb		80.91900	4.57 h	β^+ /27/2.24 EC/73	1.05/	3/2-	+2.060	+0.40	ann.rad./ 0.19030/64. (0.05–1.9)
^{82m} Rb			6.47 h	β^+ /26/ EC/74/	0.80/	5-	+1.5100	+1.0	ann.rad./ 0.5544/63. 0.7765/85. (0.092–2.3)
⁸² Rb		81.918209	1.258 m	β^+ /96/4.40 EC/4/	3.3/	1+	+0.554508	+0.19	ann.rad./ 0.7665/13. (0.47–3.96)
⁸³ Rb		82.91511	86.2 d	EC/0.91		5/2-	+1.425	+0.20	Kr x-ray 0.5205/46. (0.03–0.80)
^{84m} Rb			20.3 m	I.T./0.216		6-	+0.2129	+0.6	0.2163/34. 0.2482/63. 0.4645/32.
⁸⁴ Rb		83.914385	32.9 d	β^+ /22/2.681 EC/75 / β^- /3/0.894	0.780/11 1.658/11 0.893/	2-	-1.32412	-0.015	ann.rad./ 0.8817/68. (1.02–1.9)
⁸⁵ Rb	72.17(2)	84.91178974				5/2-	+1.353	+0.23	
^{86m} Rb			1.018 m	I.T./0.5560		6-	+1.815	+0.37	0.556/98.
⁸⁶ Rb		85.9111674	18.65 d	β^- /1.775	1.774/8.8	2-	-1.6920	+0.19	1.0768/8.8
⁸⁷ Rb	27.83(2)	86.90918053	4.88 $\times 10^{10}$ y	β^- /0.283	0.273/100	3/2-	+2.7512	+0.13	
⁸⁸ Rb		87.9113156	17.7 m	β^- /5.316	5.31	2-	0.508		0.8980/14.4 1.8360/22.8 (0.34–4.85)
⁸⁹ Rb		88.91228	15.4 m	β^- /4.50	1.26/38 1.9/5 2.2/34 4.49/18	3/2-	+2.304	+0.14	1.032/58. 1.248/42. 2.1960/13 (0.12–4.09)

Elem. or Isot.	Natural Abundance (Atom %)	Atomic Mass or Weight	Half-life/ Resonance Width (MeV)	Decay Mode/ Energy (/MeV)	Particle Energy/ Intensity (MeV/%)	Spin ($h/2\pi$)	Nuclear Magnetic Mom. (nm)	Elect. Quadr. Mom. (b)	γ -Energy / Intensity (MeV/%)
^{90m} Rb			4.3 m	β^- /4.50	1.7/ 6.5/	4-	+1.616	+0.20	0.1069(IT) 0.8317/94 (0.20–5.00)
⁹⁰ Rb	89.91480		2.6 m	β^- /6.59	6.6	1-			0.8317/28. (0.31–5.60)
⁹¹ Rb	90.91654		58.0 s	β^- /5.861	5.9	3/2-	+2.182	+0.15	0.0936/34. (0.35–4.70)
⁹² Rb	91.91073		4.48 s	β^- /8.11	8.1/94	1-			0.8148/8. (0.1–6.1)
⁹³ Rb	92.92204		5.85 s	β^- /7.46 n/1	7.4/	5/2-	+1.410	+0.18	0.2134/4.8 0.4326/12.5 0.9861/4.9 (0.16–5.41)
⁹⁴ Rb	93.92641		2.71 s	β^- /10.31 n/10	9.5/	3	+1.498	+0.16	0.8369/87. 1.5775/32. (0.12–6.35)
⁹⁵ Rb	94.92930		0.377 s	β^- /9.30 n/8	8.6/	5/2-	+1.334	+0.21	0.352/65. 0.680/22. (0.20–2.27)
^{96m} Rb			1.7 μ s						0.2999 0.4612 0.2400 0.093–0.369
⁹⁶ Rb	95.93427		0.199 s	β^- /11.76 n/13/	10.8/	2+	+1.466	+0.25	0.815/76. (0.20–5.42)
⁹⁷ Rb	96.93735		0.169 s	β^- /10.42 n/27/	10.0	3/2+	+1.841	+0.58	0.167/100. 0.585/79. 0.599/56. 1.258/52. (0.14–2.08)
⁹⁸ Rb	97.94179		0.107 s	β^- /12.34 n/13	0.144/				(0.07–3.68)
⁹⁹ Rb	98.9454		59. ms	β^- /11.3					
¹⁰⁰ Rb	99.9499		53. ms	β^- /13.5					0.129 (0.058–4.483)
¹⁰¹ Rb	100.9532		0.03 s	β^- /11.8					
¹⁰² Rb	101.9589		0.09 s	β^-					
³⁸Sr	87.62(1)								
⁷³ Sr	72.966		> 25 ms						
⁷⁴ Sr	73.9563		> 1.5 μ s			0+			
⁷⁵ Sr	74.9499		88. ms	β^+ ,p	p//5.				0.144/4.5
⁷⁶ Sr	75.94177		7.9 s	β^+ /6.1		0+			
⁷⁷ Sr	76.93795		9.0 s	β^+ /6.9 β^+ , p	5.6 //0.08		-0.35	+1.4	0.147
⁷⁸ Sr	77.93218		2.7 m	β^+ /3.76		0+			(0.047–0.793)
⁷⁹ Sr	78.92971		2.1 m	β^+ /5.32	4.1	3/2-	-0.474	+0.74	ann.rad./ 0.039/28. 0.105/22. (0.135–0.612)
⁸⁰ Sr	79.92452		1.77 h	β^+ /1.87		0+			ann.rad./ 0.174/10. 0.589/39. (0.24–0.55)
⁸¹ Sr	80.92321		22.3 m	β^+ /87/3.93 EC/13/	2.43/ 2.68/	1/2-	+0.544		ann.rad./ 0.148/31. 0.1534/35 (0.06–1.7)
⁸² Sr	81.91840		25.36 d	EC/0.18		0+			Rb x-ray

Elem. or Isot.	Natural Abundance (Atom %)	Atomic Mass or Weight	Half-life/ Resonance Width (MeV)	Decay Mode/ Energy (/MeV)	Particle Energy/ Intensity (MeV/%)	Spin ($\hbar/2\pi$)	Nuclear Magnetic Mom. (nm)	Elect. Quadr. Mom. (b)	γ -Energy/ Intensity (MeV/%)
^{83m} Sr			5.0 s	I.T./0.2591		½-	+0.582		0.2591/87.5
⁸³ Sr		82.91756	1.350 d	β^+ /24/2.28	0.465/	7/2+	-0.898	+0.79	ann.rad./
				EC/76/	0.803/				0.3816/12.
					1.227/				0.3816
									0.7627/30.
									(0.094–2.15)
⁸⁴ Sr	0.56(1)	83.913425				0+			
^{85m} Sr			1.127 h	I.T./87/0.2387		½-	+0.601		0.2318/84.
				EC/13					(0.15–0.24)
⁸⁵ Sr		84.912933	64.85 d	EC/1.065		9/2+	-1.001	+0.30	0.51399/99.3
⁸⁶ Sr	9.86(1)	85.909260				0+			
^{87m} Sr			2.81 h	I.T./0.3884		½-	+0.63		0.3884(IT)
⁸⁷ Sr	7.00(1)	86.908877				9/2+	-1.093	+0.34	
⁸⁸ Sr	82.58(1)	87.905612				0+			
⁸⁹ Sr		88.907451	50.52 d	β^- /1.497	1.492/100	5/2+	-1.149	-0.3	0.9092
⁹⁰ Sr		89.907738	29.1 y	β^- /0.546	0.546/100	0+			
⁹¹ Sr		90.910203	9.5 h	β^- /2.70	0.61/7	5/2+	-0.887	+0.044	0.5556/61.
					1.09/33				0.7498/24.
					1.36/29				1.0243/33.
					2.66/26				(0.12–2.4)
⁹² Sr		91.911038	2.71 h	β^- /1.91	0.55/96	0+			1.3831/90.
					1.5/3				(0.24–1.1)
⁹³ Sr		92.91403	7.4 m	β^- /4.08	2.2/10	5/2+	-0.794	+0.26	0.5903/
					2.6/25				0.7104
					3.2/65				0.87573
									0.8883/
									(0.17–3.97)
⁹⁴ Sr		93.91536	1.25 m	β^- /3.511	2.1/	0+			0.6219
					3.3/				0.7043
									0.7241
									0.8064
									1.4283
⁹⁵ Sr		94.91936	25.1 s	β^- /6.08		½+	-0.5379		0.6859
					6.1/50				0.8269
									2.7173
									2.9332
⁹⁶ Sr		95.92170	1.06 s	β^- /5.37	4.2/	0+			0.1222
									0.5305
									0.8094
									0.9318
⁹⁷ Sr		96.92615	0.42 s	β^- /7.47	5.3	(1/2+)	-0.500		0.2164
									0.3071
									0.6522
									0.9538
									1.2580
									1.9050
⁹⁸ Sr		97.92845	0.65 s	β^- /5.83	5.1	0+			0.0365
									0.1190
									0.4286
									0.4447
									0.5636
⁹⁹ Sr		98.9332	0.27 s	β^- /8.0			-0.26	0.8	
¹⁰⁰ Sr		99.9354	0.201 s	β^- /7.1		0+			
¹⁰¹ Sr		100.9405	0.115 s	β^- /9.5					
¹⁰² Sr		101.9430	68. ms	β^- /8.8		0+			
¹⁰³ Sr		102.9490	> 0.3 μ s						
¹⁰⁴ Sr		103.952	> 0.3 μ s			0+			
¹⁰⁵ Sr		104.959	> 0.3 μ s						

Elem. or Isot.	Natural Abundance (Atom %)	Atomic Mass or Weight	Half-life/ Resonance Width (MeV)	Decay Mode/ Energy (/MeV)	Particle Energy/ Intensity (MeV/%)	Spin ($h/2\pi$)	Nuclear Magnetic Mom. (nm)	Elect. Quadr. Mom. (b)	γ -Energy / Intensity (MeV/%)
³⁹ Y		88.90585(2)							
⁷⁶ Y		75.9585	> 0.2 μ s						
⁷⁷ Y		76.9497	~ 57. ms						
^{78m} Y			5.8 s			(5+)			
⁷⁸ Y		77.9436	53 ms	β +/10.5					0.279/100 0.504/90 0.713/40
⁷⁹ Y		78.9374	15. s	β +/7.1					(0.152–1.106)
^{80m} Y			4.8 s						0.2285
⁸⁰ Y		79.9343	30. s	β +/7.0	5.5 5.0/	(4-)			ann.rad./ 0.3858/100 0.5951/42 0.756–1.396
⁸¹ Y		80.9291	1.21 m	β +/5.5	3.7/ 4.2/				ann.rad./ 0.428 0.469
⁸² Y		81.9268	9.5 s	β +/7.8	6.3/	1+			ann.rad./ 0.5736 0.6017 0.7375
^{83m} Y			2.85 m	β +/95/4.6 EC/5 /	2.9	1/2-			ann.rad./ 0.2591 0.4218 0.4945
⁸³ Y		82.92235	7.1 m	β +/4.47 EC/	3.3	9/2+			ann.rad./ 0.0355 0.4899 0.8821 (0.03–3.4)
^{84m} Y			4.6 s	β +/ EC/		1+			ann.rad./ 0.7930
⁸⁴ Y		83.9204	40. m	β +/6.4 EC/	1.64/47 2.24/25 2.64/21 3.15/7	5-			ann.rad./ 0.4628 0.6606 0.7931 0.9744 1.0398 (0.2–3.3)
^{85m} Y			4.9 h	β +/70/ EC/30/		9/2+	6.2		ann.rad./ 0.2317 0.5356 2.1238 (0.1–3.1) 0.7673
⁸⁵ Y		84.91643	2.6 h	β +/55/3.26 EC/45/	1.54/	1/2-			ann.rad./ 0.2317 0.5045 0.9140 (0.07–1.4)
^{86m} Y			48. m	I.T./99/ β +/ EC/		8+	4.8		ann.rad./ 0.0102(IT) 0.2080 (0.09–1.1)
⁸⁶ Y		85.91489	14.74 h	β +/5.24 EC/		4-	<0.6		ann.rad./ 0.3070 0.6277 1.0766 1.1531

Elem. or Isot.	Natural Abundance (Atom %)	Atomic Mass or Weight	Half-life/ Resonance Width (MeV)	Decay Mode/ Energy (/MeV)	Particle Energy/ Intensity (MeV/%)	Spin ($\hbar/2\pi$)	Nuclear Magnetic Mom. (nm)	Elect. Quadr. Mom. (b)	γ -Energy / Intensity (MeV/%)
									1.9207
									(0.1-3.8)
^{87m} Y			13. h	I.T./98/ $\beta^+ / 0.7 /$ EC/	1.15/0.7	9/2+	6.1		0.3807
⁸⁷ Y		86.910876	3.35 d	EC/99+/1.862	0.78/	1/2-			0.3880
									0.4870
⁸⁸ Y		87.909501	106.6 d	EC/99+/3.623 $\beta^+ / 0.2 /$	0.76/	4-			ann.rad./
									0.89802
									1.83601
									2.73404
									3.2190
^{89m} Y			15.7 s	I.T./0.909		9/2+			0.9092(IT)
⁸⁹ Y	100.	88.905848				1/2-	-0.13742		
^{90m} Y			3.24 h	I.T./99+/ $\beta^- / 0.002 /$	0.68204	7+	5.1		0.2025
									0.4794
									0.6820
⁹⁰ Y		89.907152	2.67 d	$\beta^- / 2.282$	2.28/	2-	-1.630	-0.155	
^{91m} Y			49.7 m	I.T./0.555		9/2+	5.96		0.5556(IT)
⁹¹ Y		90.907305	58.5 d	$\beta^- / 1.544$	1.545/	1/2-	0.1641		1.208
⁹² Y		91.90895	3.54 h	$\beta^- / 3.63$	3.64/	2-			0.4485
									0.5611
									0.9345
									1.4054
									(0.4-3.3)
^{93m} Y			0.82 s	I.T./0.759		9/2+			0.1686(IT)
									0.5902
⁹³ Y		92.90958	10.2 h	$\beta^- / 2.87$	2.88/90	1/2-			0.2669
									0.9471
									1.9178
^{94m} Y			1.4 μ s						0.4322
									0.7699
									1.2024
⁹⁴ Y		93.91160	18.7 m	$\beta^- / 4.919$	4.92/	2-			0.3816
									0.9188
									1.1389
									(0.3-4.1)
⁹⁵ Y		94.91282	10.3 m	$\beta^- / 4.42$		1/2-			0.4324
									0.9542
									2.1760
									3.5770
^{96m} Y			9.6 s	$\beta^- /$		(3+)			0.1467
									0.6174
									0.9150
									1.1071
									1.7507
⁹⁶ Y		95.91589	6.2 s	$\beta^- / 7.09$	7.12/	0-			1.594
^{97m} Y			1.21 s	$\beta^- / 7.4$	4.8/ 6.0/	9/2+			0.1614
									0.9700
									1.1030
⁹⁷ Y		96.91813	3.76 s	$\beta^- / 6.69$	6.7	1/2-			0.2969
									1.9960
									3.2876
									3.4013
^{98m} Y			2.1 s	$\beta^- / 9.8$	5.5/	(4-)			0.2415
									0.6205
									0.6473
									1.2228
									1.8016
⁹⁸ Y		97.92220	0.59 s	$\beta^- / 8.83$	8.7/	1+			0.2131

Elem. or Isot.	Natural Abundance (Atom %)	Atomic Mass or Weight	Half-life/ Resonance Width (MeV)	Decay Mode/ Energy (/MeV)	Particle Energy/ Intensity (MeV/%)	Spin ($\hbar/2\pi$)	Nuclear Magnetic Mom. (nm)	Elect. Quadr. Mom. (b)	γ -Energy / Intensity (MeV/%)
									1.2228
									1.5907
									2.9413
									4.4501
^{99m} Y			0.011 ms						
⁹⁹ Y	98.92464		1.47 s	β^- /7.57		1/2-			0.1218/43.8
				n	/2.5/				0.5362
									0.7242
									1.0130
^{100m} Y			0.94 s	β^- , n /		3+			
¹⁰⁰ Y	99.9278		0.73 s	β^- , n/9.3	n/1.8/	1+			
¹⁰¹ Y	100.9303		0.43 s	β^- , n/8.6	n/1.5/	(5/2+)			
¹⁰² Y	101.9336		0.36 s	β^- , n/9.9	n/4.0/				
¹⁰³ Y	102.9367		0.23 s	β^- , n	n/8.3/				
¹⁰⁴ Y	103.9411		0.18 s						
¹⁰⁵ Y	104.9449		> 0.15 μ s						
¹⁰⁶ Y	105.950		> 0.15 μ s						
¹⁰⁷ Y	106.9414		> 0.15 μ s						
¹⁰⁸ Y	107.959		> 0.15 μ s						
⁴⁰ Zr	91.224(2)								
⁷⁸ Zr	77.9552		> 0.2 μ s			0+			
⁷⁹ Zr	78.9492		0.06 s						
⁸⁰ Zr	79.940		~ 4.5 s	β^+ /8.0		0+			0.290
									0.538
⁸¹ Zr	80.9372		5.3 s	β^+ /7.2	6.1	(3/2-)			
⁸² Zr	81.9311		32. s	β^+ /4.0	3.	0+			ann.rad./
^{83m} Zr			7. s	β^+ /7.0		(7/2+)			ann.rad./
⁸³ Zr	82.9287		44. s	β^+ /5.9	4.8	(1/2-)			ann.rad./
				EC					0.0556
									0.1050
									0.2560
									0.474
									1.525
⁸⁴ Zr	83.9233		26. m	β^+ /2.7		0+			ann.rad./
				EC/					0.0449
									0.1125
									0.3729
									0.667
^{85m} Zr			10.9 s	I.T./0.2922		1/2-			ann.rad./
				β^+ , EC/					0.2922(IT)
									0.4165
⁸⁵ Zr	84.9215		7.9 m	β^+ /4.7	3.1	7/2+			ann.rad./
				EC/					0.2663
									0.4163
									0.4543
⁸⁶ Zr	85.91647		16.5 h	EC/1.47		0+			0.0280
									0.243
									0.612
^{87m} Zr			14.0 s	I.T./0.3362		1/2-	+ 0.64		0.1352(IT)
									0.2010
⁸⁷ Zr	86.91482		1.73 h	β^+ /3.67	2.26	9/2+	- 0.895	+ 0.42	ann.rad./
				EC/					0.3811
									1.228
^{88m} Zr			1.4 μ s			(8+)			0.077
⁸⁸ Zr	87.91023		83.4 d	EC/0.67		0+			0.3929
^{89m} Zr			4.18 m	I.T./94/0.5877		1/2-	+ 0.80		ann.rad./
				β^+ /1.5/					0.5877(IT)
				EC/4.7/					1.507

Elem. or Isot.	Natural Abundance (Atom %)	Atomic Mass or Weight	Half-life/ Resonance Width (MeV)	Decay Mode/ Energy (/MeV)	Particle Energy/ Intensity (MeV/%)	Spin ($\hbar/2\pi$)	Nuclear Magnetic Mom. (nm)	Elect. Quadr. Mom. (b)	γ -Energy / Intensity (MeV/%)
⁸⁸ Nb		87.9183	14.3 m	β^+ /7.6 EC/	3.2/	8+			1.0825 ann.rad./ 1.0570 1.0828 (0.07–2.5)
^{89m} Nb			2.0 h	β^+ / EC/	3.3/	9/2+			0.5880/10(D) (0.17–4.0)
⁸⁹ Nb		88.91342	1.10 h	β^+ /74/4.29 EC/26 /	2.8/	1/2-	+6.216		ann.rad./ 0.5074 0.5880 0.7696 1.2775
^{90m} Nb			18.8 s	I.T./0.1246		4-			0.002 0.1225
⁹⁰ Nb		89.911265	14.6 h	β /53 /6.111 EC/47 /	0.86/5 1.5/92	8+	4.961		ann.rad./ 0.1412 1.1292 2.1862 2.3189 (0.1–3.3)
^{91m} Nb			62. d	I.T./97 / EC/3 /		1/2-			0.1045(IT) 1.2050
⁹¹ Nb		90.906996	7×10^2 y	EC/1.253		9/2+			Mo k x-ray
^{92m} Nb			10.13 d	EC/99+/		2+	6.114		0.9126 0.9345 1.8475
⁹² Nb		91.907194	3.7×10^7 y	EC/2.006		7+			0.5611 0.9345
^{93m} Nb			16.1 y	I.T./0.0304		1/2-			Nb x-ray 0.0304
⁹³ Nb	100.	92.906378				9/2+	+6.1705	-0.32	
^{94m} Nb			6.26 m	I.T./99+ β^- /0.5/	/2.086	3+			Nb k x-ray 0.0409 0.87109
⁹⁴ Nb		93.907284	2.4×10^4 y	β^- /2.045	0.47/	6+			0.70263 0.87109
^{95m} Nb			3.61 d	I.T./97.5/ β^- /2.5 /	0.2357	1/2-			0.2040 0.2356
⁹⁵ Nb		94.906836	34.97 d	β^- /0.926	0.160/	9/2+	6.141		0.76578
⁹⁶ Nb		95.908101	23.4 h	β^- /3.187	0.5/10 0.75/90	6+	4.976		0.7782 0.2191–1.498
^{97m} Nb			58.1 s	I.T./0.7434	0.734/98	1/2-			0.7434
⁹⁷ Nb		96.908099	1.23 h	β^- /1.934	1.27/98	9/2+	6.15		0.4809 0.6579
^{98m} Nb			51. m	β^- /4.67		5+			0.7874 0.1726–1.89
⁹⁸ Nb		97.91033	2.9 s	β^- /4.59	4.6/	1+			0.6451 0.7874 1.0243
^{99m} Nb			2.6 m	β^- /	3.2/	1/2-			0.0978/100 (0.138–3.010)
⁹⁹ Nb		98.91162	15.0 s	β^- /3.64	3.5/100	9/2+			0.0977 0.1378/3.1
^{100m2} Nb			0.013 ms						
^{100m1} Nb			3.0 s	β^- /6.74	5.8				Nb k x-ray 0.159 0.6364 1.0637
¹⁰⁰ Nb		99.91418	1.5 s	β^- /6.25	6.2/ 5.3/				0.5354 0.6001–1.566

Elem. or Isot.	Natural Abundance (Atom %)	Atomic Mass or Weight	Half-life/ Resonance Width (MeV)	Decay Mode/ Energy (/MeV)	Particle Energy/ Intensity (MeV/%)	Spin ($\hbar/2\pi$)	Nuclear Magnetic Mom. (nm)	Elect. Quadr. Mom. (b)	γ -Energy / Intensity (MeV/%)
¹⁰¹ Nb		100.91525	7.1 s	β^- /4.57	4.3/				0.1105–0.810
^{102m} Nb			4.3 s	β^- /					
¹⁰² Nb		101.91804	1.3 s	β^- /7.21	7.2/				0.2960–2.184
¹⁰³ Nb		102.9191	1.5 s	β^- /5.53	5.3/	5/2+			
^{104m} Nb			0.9 s	β^- , n/	n/0.06				
¹⁰⁴ Nb		103.9225	4.8 s	β^- , n/8.1	n/0.05				
¹⁰⁵ Nb		104.9239	3.0 s	β^- , n/6.5	n/1.7				
¹⁰⁶ Nb		105.9280	1.0 s	β^- , n/9.3	n/4.5				
¹⁰⁷ Nb		106.9303	0.30 s	β^- , n/7.9	n/6.0				
¹⁰⁸ Nb		107.9348	0.19 s	β^- , n/	n/6.2				(0.193–0.590)
¹⁰⁹ Nb		108.9376	0.19 s	β^- , n/	n/31				
¹¹⁰ Nb		109.9424	0.17 s	β^- , n/	n/40				
¹¹¹ Nb		110.9457	> 0.15 μ s						
¹¹² Nb		111.951	> 0.15 μ s						
¹¹³ Nb		112.955	> 0.15 μ s						
⁴²Mo		95.94(2)							
⁸³ Mo		82.9487	~ 6. ms						
⁸⁴ Mo		83.9401	~ 3.7 s	β^+ /6.		0+			
⁸⁵ Mo		84.9366	3.2 s	β^+ /8.1		1/2+			
⁸⁶ Mo		85.9307	19. s	β^+ /4.8		0+			
⁸⁷ Mo		86.9273	14. s	EC, β^+ /6.5					(0.752–1.004)
⁸⁸ Mo		87.92195	8.0 m	β^+ /3.4		0+	+0.5		ann.rad./
				EC					0.0800
									0.1399
									0.1707
^{89m} Mo			0.19 s	I.T./0.118		1/2-			0.118(IT)
									0.268
⁸⁹ Mo		88.91948	2.2 m	β^+ /5.58		9/2+			ann.rad./
				EC/					0.659
									0.803
									1.155
									1.272
^{90m} Mo			1.2 μ s						0.063
⁹⁰ Mo		89.91394	5.7 h	β^+ /25/2.489	1.085/	0+			ann.rad./
				EC/75 /					0.04274
									0.12237
									0.25734
^{91m} Mo			1.08 m	I.T./50/0.653		1/2-			ann.rad./
				β^+ , EC/50 /	2.5/				0.6529
					2.8/				1.2081
					4.0/				1.5080
									2.2407
⁹¹ Mo		90.91175	15.5 m	β^+ /94/4.43	3.44/94	9/2-			ann.rad./
				EC/6/					1.6373
									2.6321
									3.0286
									(0.1–4.2)
⁹² Mo	14.77(31)	91.906811	> 3 \times 10 ¹⁷ y	β^+ -EC		0+			
^{93m} Mo			6.9 h	I.T./99+ /2.425		21/2+	+9.21		0.26306(IT)
									0.68461
									1.47711
⁹³ Mo		92.906813	3.5 \times 10 ³ y	EC/0.405		5/2+			0.0304
⁹⁴ Mo	9.23(10)	93.905088				0+			
⁹⁵ Mo	15.90(9)	94.905842				5/2+	-0.9142	-0.02	
⁹⁶ Mo	16.68(1)	95.904680				0+			
⁹⁷ Mo	9.56(5)	96.906022				5/2+	-0.9335	+0.26	
⁹⁸ Mo	24.19(26)	97.905408				0+			
⁹⁹ Mo		98.907712	2.7476 d	β^- /1.357	0.45/14	1/2+	0.375		0.144048

Elem. or Isot.	Natural Abundance (Atom %)	Atomic Mass or Weight	Half-life/ Resonance Width (MeV)	Decay Mode/ Energy (/MeV)	Particle Energy/ Intensity (MeV/%)	Spin ($h/2\pi$)	Nuclear Magnetic Mom. (nm)	Elect. Quadr. Mom. (b)	γ -Energy / Intensity (MeV/%)
									0.7731
									1.5096
^{93m} Tc			43. m	I.T./13		½-			0.3924(IT)
				EC/20					0.9437
									2.6445
⁹³ Tc	92.910249		2.73 h	β+ /13/3.201	0.81	9/2+	6.26		ann.rad./
				EC/87/					1.3629
									1.4771
									1.5203
									(0.1-3.0)
^{94m} Tc			52. m	β+ /72/4.33		2+			ann.rad./
				EC/28/					0.8710
									1.8686
⁹⁴ Tc	93.909657		4.88 h	β+ /11/4.256		7+	5.08		ann.rad./
				EC/89/					0.4491
									0.7026
									0.8496
									0.8710
^{95m} Tc			61. d	I.T./4/		1/2-			ann.rad./
				β+ /0.3	0.5/				0.0389(IT)
				EC/96	0.7/				0.2041
									0.5821
									0.5821
									0.8351
⁹⁵ Tc	94.90766		20.0 h	EC/100/1.691		9/2+	5.89		0.7657
									1.0738
^{96m} Tc			52. m	I.T./90/		4+			0.0342(IT)
				β+, EC/2/					0.7782
									1.2002
⁹⁶ Tc	95.90787		4.3 d	EC/2.973		7+	+5.04		Mo k x-ray
									0.7782
									0.8125
									0.8498
									1.12168
^{97m} Tc			91. d	I.T./0.0965		1/2-			Tc k x-ray
				EC	/3.9				0.0965
⁹⁷ Tc	96.906365		4.2 × 10 ⁶ y	EC/100/0.320		9/2+			Mo k x-ray
⁹⁸ Tc	97.907216		~ 6.6 × 10 ⁶ y	β- /1.80	0.40/100	6+			0.65241
									0.74535
^{99m} Tc			6.01 h	I.T./100/0.142		1/2-			Tc k x-ray
									0.14049
									0.14261
⁹⁹ Tc	98.906255		2.13 × 10 ⁵ y	β- /0.294	0.293/100	9/2+	+5.6847	-0.129	
¹⁰⁰ Tc	99.907658		15.8 s	β- /3.202	2.2/	1+			0.5396
				EC /1.8(10) ⁻³ /	2.9/				0.5908
					3.3				(0.3 79-2.30)
¹⁰¹ Tc	100.90732		14.2 m	β- /1.61	1.32/	9/2+			0.1272
									0.1841
									0.3068
									0.5451
									(0.073-0.969)
^{102m} Tc			4.4 m	I.T./2/4.8	1.8/				0.4184
				β- /98/					0.4752
									0.6281
									0.6302
									1.0464
									1.1033
									1.6163
									2.2447
¹⁰² Tc	101.90922		5.3 s	β- /4.53	3.4/	1+			0.4686

Elem. or Isot.	Natural Abundance (Atom %)	Atomic Mass or Weight	Half-life/ Resonance Width (MeV)	Decay Mode/ Energy (/MeV)	Particle Energy/ Intensity (MeV/%)	Spin ($h/2\pi$)	Nuclear Magnetic Mom. (nm)	Elect. Quadr. Mom. (b)	γ -Energy / Intensity (MeV/%)
^{93m} Ru			10.8 s	I.T./21/ β^+ , EC/79/	5.3/	1/2-			ann.rad./ 0.7344 1.1112 1.3962 2.0931
⁹³ Ru		92.9171	1.0 m	β^+ /6.3 EC/		9/2+			ann.rad./ 0.6807 1.4349 (0.5-4.2)weak
⁹⁴ Ru		93.91136	52. m	EC/100/1.59		0+			0.3672 0.5247 0.8922
⁹⁵ Ru		94.91041	1.64 h	EC/85/2.57 β^+ /15/	1.20/ 0.91/	5/2+	0.86		ann.rad./ 0.3364 0.6268 0.036-2.424
⁹⁶ Ru	5.54(14)	95.90760	$> 3.1 \times 10^{16}$ y	$\beta^+\beta^+$		0+			
⁹⁷ Ru		96.90756	2.89 d	EC/1.12		5/2+	-0.78		Tc k x-ray 0.2157 0.3245 0.4606
⁹⁸ Ru	1.87(3)	97.90529				0+			
⁹⁹ Ru	12.76(14)	98.905939				5/2+	-0.6413	+0.079	
¹⁰⁰ Ru	12.60(7)	99.904220				0+			
¹⁰¹ Ru	17.06(2)	100.905582				5/2+	-0.7188	+0.46	
¹⁰² Ru	31.55(14)	101.904349				0+			
¹⁰³ Ru		102.906324	39.27 d	β^- /0.763	0.223	3/2+	0.206	+0.62	0.05329 0.29498 0.4438 0.49708 0.55704 0.61033 (0.04-1.6)
¹⁰⁴ Ru	18.62(27)	103.905433				0+			
¹⁰⁵ Ru		104.907753	4.44 h	β^- /1.917	1.11/22 1.134/13 1.187/49	3/2+	-0.3		0.12968 0.1491 0.2629 0.31664 0.46943 0.67634 0.72420 (0.1-1.8)
¹⁰⁶ Ru		105.90733	1.020 y	β^- /0.0394	0.0394/100	0+			
¹⁰⁷ Ru		106.9099	3.8 m	β^- /2.9	2.1/ 3.2/				0.1939 0.3741 0.4625 0.8488
¹⁰⁸ Ru		107.9102	4.5 m	β^- /1.4	1.2/	0+			0.0923 0.1651 0.4339 0.4975 0.6189
¹⁰⁹ Ru		108.9132	34.5 s	β^- /4.2					0.1164 0.3584
¹¹⁰ Ru		109.9141	15. s	β^- /2.81		0+			0.1121 0.3737 0.4397 0.7967
¹¹¹ Ru		110.9177	1.5 s	β^- /5.5					
¹¹² Ru		111.9190	4.5 s	β^- /4.5		0+			

Elem. or Isot.	Natural Abundance (Atom %)	Atomic Mass or Weight	Half-life/ Resonance Width (MeV)	Decay Mode/ Energy (/MeV)	Particle Energy/ Intensity (MeV/%)	Spin ($h/2\pi$)	Nuclear Magnetic Mom. (nm)	Elect. Quadr. Mom. (b)	γ -Energy / Intensity (MeV/%)
^{113m} Ru			0.6 s						
¹¹³ Ru		112.9225	0.80 s	β^- /7.					0.2632 0.048–2.418
¹¹⁴ Ru		113.9243	0.57 s	β^- /6.1		0+			0.127/24 (0.053–0.180)
¹¹⁵ Ru		114.9287	\sim 0.74 s	β^- /8.					
¹¹⁶ Ru		115.931	> 0.15 μ s			0+			
¹¹⁷ Ru		116.936	> 0.15 μ s						
¹¹⁸ Ru		117.938	> 0.15 μ s			0+			
¹¹⁹ Ru		118.943	> 0.15 μ s						
¹²⁰ Ru		119.945	> 0.15 μ s			0+			
⁴⁵Rh		102.90550(2)							
⁸⁹ Rh		88.9488	> 0.15 μ s						
^{90m} Rh			\sim 12. ms						
⁹⁰ Rh		89.9429	1.0 s						
^{91m} Rh			1.5 s	IT					0.387 (0.438-0.973)
⁹¹ Rh		90.9366	1.5 s						
^{92m} Rh			0.5 s						0.866 (0.163-0.991)
⁹² Rh		91.9320	4.7 s	β^+ /11.1					
⁹³ Rh		92.9257	12. s	β^+ /8.1					(0.138–1.493)
^{94m} Rh			25.8 s	β^+ /		8+			ann.rad./ 0.1264 0.3117 0.7562 1.0752 1.4307
⁹⁴ Rh		93.9217	1.18 m	β^+ /9.6	6.4/	3+			ann.rad./ 0.1461 0.3117 0.7562 1.4307
^{95m} Rh			1.96 m	I.T./88/ β^+ , EC/12/		$\frac{1}{2}+$			ann.rad./ 0.5433(IT) 0.7837
⁹⁵ Rh		94.9159	5.0 m	β^+ /5.1	3.2	9/2+			ann.rad./ 0.2293 0.4103 0.6610 0.9416 1.3520 (0.2–3.8)
^{96m} Rh			1.51 m	I.T./60/0.052 β^+ , EC/40/	4.70/	2+			ann.rad./ Tc,Ru x-rays 0.8326 1.0985 1.6921 (0.4–3.3)
⁹⁶ Rh		95.91446	9.6 m	β^+ /6.45 EC/	3.3/	5+			ann.rad./ 0.4299 0.6315 0.6853 0.7418 0.8326 (0.2–3.4)
^{97m} Rh			46. m	I.T./5 / β^+ , EC/95/	2.6/	1/2-			ann.rad./ 0.1886 0.4215 2.2452

Elem. or Isot.	Natural Abundance (Atom %)	Atomic Mass or Weight	Half-life/ Resonance Width (MeV)	Decay Mode/ Energy (/MeV)	Particle Energy/ Intensity (MeV/%)	Spin ($h/2\pi$)	Nuclear Magnetic Mom. (nm)	Elect. Quadr. Mom. (b)	γ -Energy / Intensity (MeV/%)
⁹⁷ Rh		96.91134	31.0 m	β^+ /3.52	2.1/	9/2+			ann.rad./ 0.1886 0.3892 0.4515 0.8398 0.8788 (0.2-3.5)
^{98m} Rh			3.5 m	β^+ /		5+			ann.rad./ 0.6154 0.6524 0.7452
⁹⁸ Rh	97.91071		8.7 m	β^+ /90/5.06	3.4/	2+			ann.rad./ 0.6524 0.7623
^{99m} Rh			4.7 h	β^+ /8/ EC/92/	.74/	9/2+	5.67		ann.rad./ 0.2766/ 0.3408 0.6178 1.2612
⁹⁹ Rh	98.90813		16. d	β^+ /4/2.10 EC/97/	0.54/ 0.68/	1/2-			ann.rad./ 0.0894/ 0.3530 0.5277 (0.1-2.0)
^{100m} Rh			4.7 m	I.T./99/ β^+ /0.4/		5+			ann.rad./ 0.0748/ 0.2647(IT)
¹⁰⁰ Rh	99.90812		20.8 h	β^+ /3.63 EC/	2.62/ 2.07/	1-			0.4462 0.5396 0.5882 0.8225 1.5534 2.3761
^{101m} Rh			4.35 d	EC/92/ I.T./8/0.1573		9/2+	+5.51		Rh k x-ray 0.1272/ 0.3069 0.5451
¹⁰¹ Rh	100.90616		3.3 y	EC/0.54		1/2-			Ru k x-ray 0.1272 0.1980 0.3252
^{102m} Rh			3.74 y	EC/2.323 IT/0.0419		6*	4.04		0.4751 0.6313 0.6975 0.7668 1.0466 1.1032
			> 1.2 × 10 ⁶ y	β^+	<0.00025				
¹⁰² Rh	101.906843		207. d	EC/62 β^- /19/ β^+ /14/			0.5		ann.rad./ 0.4686 0.4751 0.5566 0.6280 1.1032 (0.4-1.6)
^{103m} Rh			56.12 m	IT		7/2+	4.54		
¹⁰³ Rh	100.	102.905504				1/2-	-0.0884		
^{104m} Rh			4.36 m	I.T./99+ / β^-	1.3/	5+			Rh k x-ray 0.0514 0.0971 0.5558

Elem. or Isot.	Natural Abundance (Atom %)	Atomic Mass or Weight	Half-life/ Resonance Width (MeV)	Decay Mode/ Energy (/MeV)	Particle Energy/ Intensity (MeV/%)	Spin ($\hbar/2\pi$)	Nuclear Magnetic Mom. (nm)	Elect. Quadr. Mom. (b)	γ -Energy / Intensity (MeV/%)
¹⁰⁴ Rh		103.906656	42.3 s	β^- /99+/2.441	1.88/2	1+			0.3581
									0.5558
									1.2370
^{105m} Rh			43. s	I.T./1.296		1/2-			(0.35–1.8)
									Rh k x-ray
¹⁰⁵ Rh		104.905694	35.4 h	β^- /0.567	0.247/30	7/2+	+4.45		0.1296
									0.2801
									0.3061
^{106m} Rh			2.18 h	β^- /	0.92/	6+			0.3189
									0.2217
									0.4510
¹⁰⁶ Rh		105.90729	29.9 s	β^- /3.54	2.4/2	1+	+2.58		0.5119
									0.61612
									0.62187
¹⁰⁷ Rh		106.90675	21.7 m	β^- /1.51	1.20/65	7/2+			(0.05–3.04)
									0.2776
									0.3028
^{108m} Rh			6.0 m	β^- /	1.5/17				0.3925
									0.4339
									0.4973
¹⁰⁸ Rh		107.9087	17. s	β^- /4.5		1+			0.6189
									0.4046
									0.4339
¹⁰⁹ Rh		108.90874	1.34 m	β^- /2.59	2.25/	7/2+			0.4973
									0.5811
									0.6146
^{109m} Rh			29. s	β^- /	6/				0.9014
									0.9471
									0.1134
¹¹⁰ Rh		109.91114	3.1 s	β^- /5.4	5.5/	1+			(0.1–1.6)
									0.1780
									0.2914
^{110m} Rh			29. s	β^- /	6/				0.3254
									0.3268
									0.4261
¹¹¹ Rh		110.91159	11. s	β^- /3.7		1+			0.4261
									0.3737
									0.4397
¹¹² Rh		111.9144	6.8 s	β^- /					0.7967
									0.3489
									0.3737
¹¹³ Rh		112.91553	0.9 s	β^- /4.9					0.4400
									0.1285
									0.5463
^{114m} Rh			1.9 s	β^- /					0.6877
									0.3489
									0.1285
¹¹⁴ Rh		113.9188	1.8 s	β^- /6.5		1+			0.8381
									0.276–0.783)
									0.3405
¹¹⁵ Rh		114.9203	0.99 s	β^- /6.0					0.9045
									0.3405
									0.340
^{116m} Rh			0.9 s	β^- /					0.398–1.665
									0.340
									0.340

Elem. or Isot.	Natural Abundance (Atom %)	Atomic Mass or Weight	Half-life/ Resonance Width (MeV)	Decay Mode/ Energy (/MeV)	Particle Energy/ Intensity (MeV/%)	Spin ($\hbar/2\pi$)	Nuclear Magnetic Mom. (nm)	Elect. Quadr. Mom. (b)	γ -Energy / Intensity (MeV/%)
¹¹⁷ Rh		116.9260	0.44 s	β^- /7.					0.0346 0.1317
¹¹⁸ Rh		117.9301	~ 0.30 ms						0.379 0.575 0.370–1.037
¹¹⁹ Rh		118.932	0.17 s						
¹²⁰ Rh		119.936	0.12 s						
¹²¹ Rh		120.939	> 0.15 μ s						
¹²² Rh		121.943							
⁴⁶Pd		106.42(1)							
⁹¹ Pd		90.949	> 1.5 μ s						
⁹² Pd		91.9404	1.0 s			0+			
⁹³ Pd		92.9359	1.2 s	β^+ , p		9/2+			0.240/81 0.382–0.864
⁹⁴ Pd		93.9288	9. s	EC, β^+ /~ 6.6		0+			0.5582 (0.0546–0.798)
^{95m} Pd		94.92684	13.4 s	EC, β^+ /10.2		21/2+			
⁹⁵ Pd		94.9247							
⁹⁶ Pd		95.9182	2.03 m	EC, β^+ /3.5	1.15/	0+			0.1248 0.4995
⁹⁷ Pd		96.9165	3.1 m	β^+ , EC/4.8	3.5/	5/2+			ann.rad./ 0.2653 0.4752 0.7927 (0.2–3.4)
⁹⁸ Pd		97.91272	17.7 m	β^+ /1.87 EC/		0+			ann.rad./ 0.0677 0.1125 0.6630 0.8379
⁹⁹ Pd		98.91177	21.4 m	β^+ /49/3.37 EC/51/	2.18/	5/2+			ann.rad./ 0.1360 0.2636 0.6734 (0.2–2.85)
¹⁰⁰ Pd		99.90851	3.7 d	EC/0.36		0+			0.03271 0.0748 0.0840
¹⁰¹ Pd		100.90829	8.4 h	β^+ /5/1.980 EC/95/	0.776/	5/2+	-0.66		ann.rad./ 0.0244 0.2963 0.5904
¹⁰² Pd	1.02(1)	101.905609				0+			
¹⁰³ Pd		102.906087	16.99 d	EC/0.543		5/2+			Rh k x-ray 0.03975 0.3575 0.4971
¹⁰⁴ Pd	11.14(8)	103.904036				0+			
¹⁰⁵ Pd	22.33(8)	104.905085				5/2+	-0.642	+0.66	
¹⁰⁶ Pd	27.33(3)	105.903486				0+			
^{107m} Pd			20.9 s	I.T./0.2149		11/2-			Pd k x-ray 0.2149(IT)
¹⁰⁷ Pd		106.905133	6.5 $\times 10^6$ y	β^- /0.033	0.03/	5/2+			
¹⁰⁸ Pd	26.46(9)	107.903893				0+			
^{109m} Pd			4.75 m	I.T./0.1889		11/2-			Pd x-ray 0.1889(IT)
¹⁰⁹ Pd		108.905950	13.5 h	β^- /1.116	1.028	5/2+			0.0880 (0.08–1.0)

Elem. or Isot.	Natural Abundance (Atom %)	Atomic Mass or Weight	Half-life/ Resonance Width (MeV)	Decay Mode/ Energy (/MeV)	Particle Energy/ Intensity (MeV/%)	Spin ($h/2\pi$)	Nuclear Magnetic Mom. (nm)	Elect. Quadr. Mom. (b)	γ -Energy / Intensity (MeV/%)
⁹⁸ Ag		97.9216	47.6 s	β^+ /8.4		5+			ann.rad./
				EC/	/36.				0.5711
				β^+ , p	/0.11				0.6786
									0.8631
									(0.153–1.185)
^{99m} Ag			11. s	I.T./100/		$\frac{1}{2}^-$			Ag k x-ray
									0.1636(IT)
									0.3426
⁹⁹ Ag		98.9176	2.07 m	β^+ /87 5.4		9/2+			ann.rad./
				EC/13/					0.2199
									0.2645
									0.8056
									0.8323
									(0.2–3.5)
^{100m} Ag			2.3 m	β^+ /		2+			ann.rad./
				EC/					0.6657
									1.6941
¹⁰⁰ Ag		99.9161	2.0 m	β^+ /7.1	4.7/	5+			ann.rad./
				EC/					0.2807
									0.4503
									0.6657
									0.7508
									0.7732
^{101m} Ag			3.1 s	I.T./0.23		$\frac{1}{2}^-$			Ag k x-ray
									0.0981
									0.176(IT)
¹⁰¹ Ag		100.9128	11.1 m	β^+ /69/4.2	2.7/	9/2+	5.7		ann.rad./
				EC/31/					0.2610
					2.18/				0.2747
					2.73/				0.3269
					3.38/				0.4392
									0.6673
									1.1739
									(0.2–3.1)
^{102m} Ag			7.8 m	β^+ /38/	3.4	2+	+4.14		ann.rad./
				EC/13/					0.5567
				I.T./49/					0.9777
									1.8347
									2.0545
									2.1594
									3.2386
¹⁰² Ag		101.91169	13.0 m	β^+ /78/5.92	2.26/	5+	4.6		ann.rad./
				EC/22/					0.5564
									0.7193
									0.163–2.242
^{103m} Ag			5.7 s	I.T./0.134		1/2-			Ag k x-ray
									0.1344
¹⁰³ Ag		102.90897	1.10 h	β^+ /28/2.69	1.7	7/2+	+4.47		ann.rad./
				EC/72/	1.3				0.1187
									0.1482
^{104m} Ag			33. m	β^+ /64/	2.71/	2+	+3.7		ann.rad./
				EC/36/					0.5558
				I.T./0.07/					0.7657
									(0.5–3.4)
¹⁰⁴ Ag		103.90863	69. m	β^+ /16/4.28	0.99/	5+	3.92		ann.rad./
				EC/84/					0.5558
									0.9259
									0.9416
									(0.18–2.27)
^{105m} Ag			7.2 m	I.T./98/0.0255		7/2+	+4.41		Ag x-ray

Elem. or Isot.	Natural Abundance (Atom %)	Atomic Mass or Weight	Half-life/ Resonance Width (MeV)	Decay Mode/ Energy (/MeV)	Particle Energy/ Intensity (MeV/%)	Spin ($h/2\pi$)	Nuclear Magnetic Mom. (nm)	Elect. Quadr. Mom. (b)	γ -Energy / Intensity (MeV/%)
¹¹⁵ Ag		114.90876	20. m	β^- /3.10		1/2-			0.1316 0.2128 0.2291 0.4727 (0.13–2.49)
^{116m2} Ag			20. s	β^- ,IT/7	IT/0.0479				
^{116m} Ag			9.8 s	β^- /92 /	3.2/ 2.9	5+			0.5134 0.7055 0.255–2.838
¹¹⁶ Ag	115.91136		2.68 m	I.T./8 β^- /6.16	IT/.0809 5.3	2-			0.5134 0.6993 2.4779
^{117m} Ag			5.3 s	β^- /	3.2/	7/2+			0.1354 0.2981 0.3868 0.1571
¹¹⁷ Ag	116.91168		1.22 m	β^- /4.18	2.3	1/2-			0.1354 0.3377
^{118m} Ag			2.8 s	β^- /59/ I.T./41 /0.1277					0.1277 0.4878 0.6771 0.7709 (0.190-2.778)
¹¹⁸ Ag	117.9146		4.0 s	β^- /7.1					0.4878 0.6771 3.2259
¹¹⁹ Ag	118.9157		2.1 s	β^- /5.35		7/2+			0.0674 0.3662 0.3991 0.6264
^{120m} Ag			0.40 s	β^- /63. I.T./37.					0.2030 0.5059 0.6978 0.8300 (0.115-1.644)
¹²⁰ Ag	119.9188		1.23 s	β^- /8.2 β^- ,n	n//<0.0030%				0.5059 0.6978 0.8171 (0.442-3.044)
¹²¹ Ag	120.9199		0.78 s	β^- /6.4					0.1150 0.3148 0.3537 0.3696 0.5007 1.5105 (0.11–2.5)
^{122m} Ag			1. s	β^- /					
¹²² Ag	121.9235		0.44 s	β^- /9.2					
¹²³ Ag	122.9249		0.31 s	β^- /7.4					
¹²⁴ Ag	123.9286		0.22 s	β^- /10.1					
¹²⁵ Ag	124.9304		0.17 s	β^-					
¹²⁶ Ag	125.9345		0.11 s	β^-					
¹²⁷ Ag	126.9368		0.11 s	β^-					
¹²⁸ Ag	127.9412		58 ms	β^-					
^{129m} Ag			0.16 s						
¹²⁹ Ag	128.9437		~ 46. ms	β^- , n					
¹³⁰ Ag	129.9505		~ 35 ms						
⁴⁸ Cd		112.411(8)							

Elem. or Isot.	Natural Abundance (Atom %)	Atomic Mass or Weight	Half-life/ Resonance Width (MeV)	Decay Mode/ Energy (/MeV)	Particle Energy/ Intensity (MeV/%)	Spin ($\hbar/2\pi$)	Nuclear Magnetic Mom. (nm)	Elect. Quadr. Mom. (b)	γ -Energy / Intensity (MeV/%)
⁹⁵ Cd		94.950							
⁹⁶ Cd		95.9398				0+			
⁹⁷ Cd		96.9349	3. s	β^+ , (p)					
⁹⁸ Cd		97.9274	9.2 s	β^+ /5.4 (p)	/0.025	0+			
⁹⁹ Cd		98.9250	16. s	β^+ , EC/6.9					ann.rad./
¹⁰⁰ Cd		99.9203	1.1 m	β^+ , EC/3.9		0+			ann.rad./ (0.090–1.043)
¹⁰¹ Cd		100.9187	1.2 m	β^+ /83/5.5 EC/17/	4.5	5/2+			In k x-ray 0.0985 1.7225 0.31–2.84)
¹⁰² Cd		101.91446	5.8 m	β^+ /27/2.59 EC/73		0+			ann.rad./ 0.0974 0.4810 1.0366 1.3598
¹⁰³ Cd		102.91342	7.5 m	β^+ /33/4.14 EC/67/		5/2+	-0.81	-0.8	ann.rad./ Ag k x-ray 1.0799 1.4487 1.4618 (0.1–2.8)
¹⁰⁴ Cd		103.90985	58. m	EC/1.14		0+			Ag k x-ray 0.0835 0.7093
¹⁰⁵ Cd		104.90947	55.5 m	β^+ /26/2.739 EC/74/	1.69/	5/2+	-0.7393	+0.43	Ag k x-ray 0.3469 0.6072 0.9618 1.3025 (0.25–2.4)
¹⁰⁶ Cd	1.25(6)	105.90646	$> 5.8 \times 10^{17}$ y	EC, EC		0+			
¹⁰⁷ Cd		106.90662	6.52 h	EC/99+/1.417 β^+ /		5/2+	-0.615055	+0.68	Ag k x-ray 0.0931 0.8289
¹⁰⁸ Cd	0.89(3)	107.90418	$>4.1 \times 10^{17}$ y	EC EC		0+			
¹⁰⁹ Cd		108.904982	462.0 d	EC/0.214		5/2+	-0.827846	+0.69	Ag k x-ray 0.08804
¹¹⁰ Cd	12.49(18)	109.903002				0+			
^{111m} Cd			48.5 m	I.T./		11/2-			Cd k x-ray 0.1508(IT) 0.2454
¹¹¹ Cd	12.80(12)	110.904178				1/2+	-0.594886		
¹¹² Cd	24.13(21)	111.902758				0+			
^{113m} Cd			14.1 y	β^- /99.9/0.59	0.59/99.9	11/2-	-1.087	-0.71	0.2637
¹¹³ Cd	12.22(12)	112.904402	8.2×10^{15} y	β^-		1/2+	-0.622301		
¹¹⁴ Cd	28.73(42)	113.903359	$>6.0 \times 10^{17}$ y	β^- - β^-		0+			
^{115m} Cd			44.6 d	β^- /1.629	0.68/1.6 1.62/97	11/2-	-1.042	-0.54	0.48450 0.93381 1.29064
¹¹⁵ Cd		114.905431	2.228 d	β^- /1.446	0.593/42 1.11/58	1/2+	-0.648426		0.23141 0.26085 0.33624 0.49227 0.52780
¹¹⁶ Cd	7.49(18)	115.904756	3.8×10^{19} y	β^- - β^-		0+			
^{117m} Cd			3.4 h	β^- /2.66	0.72/	11/2-			0.1586 0.5529 0.37–2.42

Elem. or Isot.	Natural Abundance (Atom %)	Atomic Mass or Weight	Half-life/ Resonance Width (MeV)	Decay Mode/ Energy (/MeV)	Particle Energy/ Intensity (MeV/%)	Spin ($h/2\pi$)	Nuclear Magnetic Mom. (nm)	Elect. Quadr. Mom. (b)	γ -Energy / Intensity (MeV/%)
¹¹⁷ Cd		116.907219	2.49 h	β^- /2.52	0.67/51 2.2/10	1/2+			0.2209 0.2733 0.3445 1.3033
¹¹⁸ Cd		117.90692	50.3 m	β^- /0.52		0+			
^{119m} Cd			2.20 m	β^- /		11/2-			0.1056 0.7208 1.0250 2.0213
¹¹⁹ Cd		118.9099	2.69 m	β^- /3.8	\sim 3.5/	1/2+			0.1340 0.2929 0.3429
¹²⁰ Cd		119.90985	50.8 s	β^- /1.76	1.5/	0+			
^{121m} Cd			8. s	β^- /		11/2-			0.1008 0.9878 1.0209 1.1815 2.0594
¹²¹ Cd		120.9130	13.5 s	β^- /4.9		(3/2+)			0.2102 0.3242 0.3492 1.0403
¹²² Cd		121.91333	5.3 s	β^- /3.0		0+			
^{123m} Cd			1.9 s	β^- /					
¹²³ Cd		122.91700	2.09 s	β^- /6.12		3+			
¹²⁴ Cd		123.9177	1.24 s	β^- /4.17		0+			0.0365 0.0628 0.1799
^{125m} Cd			0.66 s	β^- /					
¹²⁵ Cd		124.9213	0.68 s	β^- /7.16		3/2+			
¹²⁶ Cd		125.9224	0.52 s	β^- /5.49		0+			0.2601
¹²⁷ Cd		126.9264	0.4 s	β^- /8.5		3/2+			
¹²⁸ Cd		127.9278	0.28 s	β^- /7.1		0+			0.247
¹²⁹ Cd		128.9322	0.24 s	β^- /5.9					0.281
¹³⁰ Cd		129.9339	0.162 s	β^- /		0+			
				β^- , n	\sim 3.5				
¹³¹ Cd		130.9407	68 ms						
¹³² Cd		131.9456	0.10 s	β^- , n/	/60	0+			
¹³³ Cd			0.06 s						
⁴⁹In		114.818(3)							
⁹⁷ In		96.950							
^{98m} In			\sim 0.03 s						
⁹⁸ In		97.9421	1. s						
⁹⁹ In		98.9342	\sim 3.8 s	β^+ /8.9					
¹⁰⁰ In		99.9311	5.9 s	β^+ , (p)/10.5					(0.297-1.365)
¹⁰¹ In		100.9263	15. s	β^+ /7.3					
¹⁰² In		101.9241	23. s	EC/8.9		(5)			0.1566 0.7767 (0.397-0.923)
^{103m} In			34. s						
¹⁰³ In		102.91991	1.1 m	β^+ , EC/6.05 EC	4.2 /45	9/2+			ann.rad./ 0.1879 (0.157-3.98)
^{104m} In			16. s	IT/0.0935					
¹⁰⁴ In		103.9183	1.84 m	β^+ , EC/7.9	4.8	5+	+4.44	+0.7	ann.rad./ 0.6580 0.8341 0.8781

Elem. or Isot.	Natural Abundance (Atom %)	Atomic Mass or Weight	Half-life/ Resonance Width (MeV)	Decay Mode/ Energy (/MeV)	Particle Energy/ Intensity (MeV/%)	Spin ($\hbar/2\pi$)	Nuclear Magnetic Mom. (nm)	Elect. Quadr. Mom. (b)	γ -Energy / Intensity (MeV/%)
^{105m} In			43. s	I.T.		$\frac{1}{2}^-$			In k x-ray 0.6740
¹⁰⁵ In	104.91467		5.1 m	β^+ , EC/4.85	3.7	9/2+	+5.675	+0.83	0.1310 0.2600 0.6038
^{106m} In			5.3 m	β^+ /85/ EC/15/	4.90	3+			ann.rad./ 0.6326 0.8611 1.7164
¹⁰⁶ In	105.91347		6.2 m	β^+ /65/6.52 EC/35/	2.6	7+	+4.92	+0.97	ann.rad./ 0.2259 0.6327 0.8611 0.9978 1.0091
^{107m} In			51. s	I.T./0.6786		$\frac{1}{2}^-$			In k x-ray 0.6785
¹⁰⁷ In	106.91030		32.4 m	β^+ /35/3.43 E.C/65/	2.20/	9/2+	+5.59	+0.81	ann.rad./ Cd k x-ray 0.2050 0.3209 0.5055 (0.2-2.99)
^{108m} In			57. m	β^+ /53/ EC/47/	1.3	6+	+4.94	+0.47	ann.rad./ Cd k x-ray 0.6329 1.9863 3.4522
¹⁰⁸ In	107.90970		40. m	β^+ /33/5.15 EC/67/	3.49/	3+	+4.56	+1.01	ann.rad./ Cd k x-ray 0.2429 0.6331 0.8756
^{109m} In			1.3 m	I.T./0.650		$\frac{1}{2}^-$			In k x-ray 0.6498
¹⁰⁹ In	108.90715		4.17 h	β^+ /8/2.02 EC/92/	0.79/	9/2+	+5.54	+0.84	ann.rad./ Cd k x-ray 0.2035 0.6235
^{110m} In			4.9 h	EC/		7+	+4.72	+1.00	Cd k x-ray 0.6577 0.8847 0.9375 (0.1-1.98)
¹¹⁰ In	109.90717		1.15 h	β^+ /62/3.88 EC/38/	2.22/	2+	+4.37	+0.35	ann.rad./ Cd k x-ray 0.6577 (0.6-3.6)
^{111m} In			7.7 m	I.T./0.537		$\frac{1}{2}^-$	+5.53		In k x-ray 0.537
¹¹¹ In	110.905103		2.8049 d	EC/0.866		9/2+	+5.50	+0.80	Cd k x-ray 0.1712 0.2453
^{112m} In			20.8 m	I.T./0.155		4+			In k x-ray 0.1555
¹¹² In	111.90553		14.4 m	β^+ /22/2.586 EC/34/ β^- /0.663		1+	+2.82	+0.09	ann.rad./ Cd k x-ray 0.6171
^{113m} In			1.658 h	I.T./0.3917		$\frac{1}{2}^-$	-0.210		In k x-ray 0.3917

Elem. or Isot.	Natural Abundance (Atom %)	Atomic Mass or Weight	Half-life/ Resonance Width (MeV)	Decay Mode/ Energy (/MeV)	Particle Energy/ Intensity (MeV/%)	Spin ($\hbar/2\pi$)	Nuclear Magnetic Mom. (nm)	Elect. Quadr. Mom. (b)	γ -Energy / Intensity (MeV/%)
¹¹³ In	4.29(5)	112.904058				9/2+	+5.529	+0.80	
^{114m} In			49.51 d	I.T./97/0.190		5+	+4.65	+0.74	In k x-ray 0.19027
¹¹⁴ In		113.904914	1.198 m	β^- /97/1.989 EC/3/1.453	1.984/	1+	+2.82		Cd k x-ray 0.5584 0.5727 1.2998
^{115m} In			4.486 h	I.T./95/0.336 β^- /5 /0.83		½-	-0.255		In k x-ray 0.3362 0.4974
¹¹⁵ In	95.71(5)	114.903878	4.4×10^{14} y	β^- /0.495		9/2+	+5.541	+0.81	
^{116m2} In			2.16 s	I.T./0.162		8-	+3.22	+0.31	In k x-ray 0.1624
^{116m1} In			54.1 m	β^- /	/0.023 1.0	5+	+4.43	+0.80	0.13792 0.41688/27 1.09723/58.5 1.29349/85
¹¹⁶ In		115.905260	14.1 s	β^- /3.274	3.3/99	1+	2.788	0.11	0.46313 1.2526 1.29349
^{117m} In			1.94 h	β^- /53/1.769 I.T./47 /	1.77/	½-	-0.2517		In k x-ray 0.15855 0.31531 0.55294
¹¹⁷ In		116.90451	44. m	β^- /1.455	0.74/	9/2+	+5.52	+0.83	0.15855 0.3966 0.55294
^{118m2} In			8.5 s	I.T./98/ β^- /2/		(8-)	+3.32	+0.44	In k x-ray 0.1382
^{118m1} In			4.40 m	β^- /	1.3 2.0	5+	+4.23	+0.80	0.2086 0.6833 1.2295
¹¹⁸ In		117.90635	5.0 s	β^- /4.42	4.2/	1+			0.5282 1.1734 1.2295 2.0432
^{119m} In			17.9 m	β^- /97/ I.T./3/0.311	2.7/	½-	-0.32		0.3114 0.7631
¹¹⁹ In		118.90585	2.3 m	β^- /2.36	1.6/	9/2+	+5.52	+0.85	0.0239 0.6495 0.7631 1.2149
^{120m2} In			47 s	β^- /6.1		8-	+3.692	+0.53	1.171 1.023
^{120m1} In			46. s	β^- /5.8	2.2/	5+	+4.30	+0.81	1.171 1.023
¹²⁰ In		119.90796	3.1 s	β^- /5.37	5.6/ 3.1/	(1+)			0.4146 0.5924 0.8637 1.0232 1.1714 (0.4-2.7)
^{121m} In			3.8 m	β^- /99/ I.T./1/0.313	3.7/	1/2-	-0.36		0.0601 0.3136 0.9256 1.0412 1.1022 1.1204
¹²¹ In		120.90785	23. s	β^- /3.36	2.5	9/2+	+5.50	+0.81	0.2620 0.6573

Elem. or Isot.	Natural Abundance (Atom %)	Atomic Mass or Weight	Half-life/ Resonance Width (MeV)	Decay Mode/ Energy (/MeV)	Particle Energy/ Intensity (MeV/%)	Spin ($h/2\pi$)	Nuclear Magnetic Mom. (nm)	Elect. Quadr. Mom. (b)	γ -Energy / Intensity (MeV/%)
^{122m} In			10. s	$\beta^- /$	4.4/	8-	+3.78	+0.59	0.9256 1.0014 1.1403
¹²² In		121.91028	1.5 s	$\beta^- /6.37$	5.3/	(1+)			0.2391 1.0014 1.1403 1.164 1.1903
^{123m} In			47. s	$\beta^- /$	4.6/	(1/2-)	-0.40		0.1258 1.170 3.234
¹²³ In		122.91044	6.0 s	$\beta^- /4.39$	3.3/	(9/2+)	+5.49	+0.76	0.6188 1.0197 1.1305
^{124m} In			3.4 s	β^-		8-	+3.89	+0.66	0.1029 0.9699 1.0729 1.1316
¹²⁴ In		123.91318	3.18 s	$\beta^- /7.36$	5/	3+	+4.04	+0.61	0.7070 0.9978 1.1316 3.2142 (0.3-4.6)
^{125m} In			12.2 s	$\beta^- /$	5.5/	1/2-	-0.43		0.1876
¹²⁵ In		124.91360	2.33 s	$\beta^- /5.42$	4.1/	9/2+	+5.50	+0.71	0.4260 1.0318 1.3350
^{126m} In			1.53 s		4.9/	3+	+4.03	+0.49	0.9086 0.9696 1.1411
¹²⁶ In		125.91646	1.63 s	$\beta^- /8.21$	4.2/	8-	+4.06		0.1118 0.9086 1.1411
^{127m} In			3.73 s	$\beta^- /$	6.4/	(1/2-)			0.2523 3.074
¹²⁷ In		126.91735	1.14 s	$\beta^- /6.51$	4.9/	(9/2+)	+5.52	+0.59	0.4680 0.6461 0.8051 1.5977
^{128m} In			0.7 s	$\beta^- /$	5.4/	(8-)			1.8670 1.9739 (0.1205-2.12)
¹²⁸ In		127.92017	0.80 s	$\beta^- /8.98$	5.0/	3+			0.9352 1.1688 3.5198 4.2970
^{129m} In			1.23 s	$\beta^- /98/$ n/2/	$\sim 7.5/$	1/2-			0.3153 0.9067 1.2220
¹²⁹ In		128.9217	0.63 s	$\beta^- /7.66$	5.5/	9/2+			0.2853 0.7693 1.8650 2.1180
^{130m2} In			0.53 s	$\beta^- /$	8.8/	5+			0.0892 0.7744 1.2212
^{130m1} In			0.51 s	$\beta^- /$	6.1/	10-			0.0892 0.1298 0.7744 1.2212

Elem. or Isot.	Natural Abundance (Atom %)	Atomic Mass or Weight	Half-life/ Resonance Width (MeV)	Decay Mode/ Energy (/MeV)	Particle Energy/ Intensity (MeV/%)	Spin ($h/2\pi$)	Nuclear Magnetic Mom. (nm)	Elect. Quadr. Mom. (b)	γ -Energy / Intensity (MeV/%)
¹³⁰ In		129.92497	0.29 s	β^- /10.25	10.0/	1-			1.9052
^{131m2} In			0.3 s	β^- /		(21/2+)			
^{131m1} In			0.35 s	β^- /		(1/2-)			
¹³¹ In		130.92685	0.28 s	β^- /9.18	6.4/	(9/2+)			0.3328 2.433
¹³² In		131.9330	\sim 0.206 s	β^- /13.6	6.0/ 8.8/	(7-)			0.1320 0.2992 0.3747 4.0406
¹³³ In		132.9378	0.165 s	β^- , (n)					
¹³⁴ In		133.9442	0.14 s						(0.354–2.005)
¹³⁵ In		134.9493	0.09 s						
₅₀Sn		118.710(7)							
⁹⁹ Sn		98.949							
¹⁰⁰ Sn		99.939	1.0 s	β^+ /7.3	3.4/	0+			
¹⁰¹ Sn		100.9361	3. s	β^+ /9.					
¹⁰² Sn		101.9303	3.8 s	β^+ /5.8		0+			
¹⁰³ Sn		102.9281	7. s	β^+ /7.7					1.3558 (0.351-2.813)
				β^+ ,p EC	p//1.2 / 20.				
¹⁰⁴ Sn		103.9231	21. s	β^+ , EC/4.5		0+			
¹⁰⁵ Sn		104.9214	28. s	β^+ /6.3					In-x-ray (0.2879–3.819)
¹⁰⁶ Sn		105.91688	2.0 m	β^+ /20/3.18 EC/80/		0+			ann.rad./ In k x-ray 0.3865 0.4772
¹⁰⁷ Sn		106.9156	2.92 m	EC/5.0 β^+ /	1.2/				0.4218 0.6105 0.6785 1.0013 1.1290 1.542
¹⁰⁸ Sn		107.91193	10.3 m	β^+ /1/2.09 EC/99/	0.36/	0+			In k x-ray 0.2724 0.3965 (0.105–1.68)
¹⁰⁹ Sn		108.91128	18.0 m	β^+ /9/3.85 EC/91/	1.52/	7/2+	-1.08	+0.3	ann.rad./ In k x-ray 0.6498 1.0992
¹¹⁰ Sn		109.90784	4.17 h	EC/0.64		0+			In k x-ray 0.283
¹¹¹ Sn		110.90773	35. m	β^+ /31/2.45 EC/69/	1.5/	7/2+	+0.61	+0.2	In k x-ray 0.7620 1.1530 1.9147
¹¹² Sn	0.97(1)	111.904818				0+			
^{113m} Sn			21.4 m	IT./92/0.077 EC/8/		7/2+			Sn k x-ray In x-ray 0.0774
¹¹³ Sn		112.905171	115.1 d	EC/1.036		$\frac{1}{2}+$	-0.879		In k x-ray 0.25511 0.39169
¹¹⁴ Sn	0.66(1)	113.902779				0+			
¹¹⁵ Sn	0.34(1)	114.903342				$\frac{1}{2}+$	-0.9188		
¹¹⁶ Sn	14.54(9)	115.901741				0+			

Elem. or Isot.	Natural Abundance (Atom %)	Atomic Mass or Weight	Half-life/ Resonance Width (MeV)	Decay Mode/ Energy (/MeV)	Particle Energy/ Intensity (MeV/%)	Spin ($\hbar/2\pi$)	Nuclear Magnetic Mom. (nm)	Elect. Quadr. Mom. (b)	γ -Energy / Intensity (MeV/%)
^{117m} Sn			14.0 d	I.T./0.3146		11/2-	-1.396	-0.4	Sn k x-ray 0.15856
¹¹⁷ Sn	7.68(7)	116.902952				½+	-1.0010		
¹¹⁸ Sn	24.22(9)	117.901603				0+			
^{119m} Sn			293. d	I.T./0.0896		11/2-	-1.4	0.21	Sn k x-ray 0.02387
¹¹⁹ Sn	8.59(4)	118.903308				½+	-1.0473		
¹²⁰ Sn	32.58(9)	119.902195				0+			
^{121m} Sn			44. y	I.T./78/0.006		11/2-	-1.388	-0.14	Sn k x-ray 0.03715
¹²¹ Sn		120.904236	1.128 d	β^- /22/ β^- /0.388	0.354/ 0.383/100	3/2+	0.698	-0.02	
¹²² Sn	4.63(3)	121.903439				0+			
^{123m} Sn			40.1 m	β^- /1.428	1.26/99	3/2+			0.1603 0.3814
¹²³ Sn		122.905721	129.2 d	β^- /1.404	1.42/99.4	11/2-	-1.370	+0.03	0.1603 1.0302 1.0886
¹²⁴ Sn	5.79(5)	123.905274	$> 2.2 \times 10^{18}$ y	$\beta\beta^-$		0+			
^{125m} Sn			9.51 m	β^- /2.387	2.03/98	3/2+	+0.764	+0.8	0.3321 1.4040
¹²⁵ Sn		124.907784	9.63 d	β^- /2.364	2.35/82	11/2-	-1.35	+0.1	1.0671 (0.2–2.3)
¹²⁶ Sn		125.90765	2.34×10^5 y	β^- /0.38	0.25/100	0+			0.0643 0.0876 0.4148 0.6663 0.6950
^{127m} Sn			4.15 m	β^- /3.21	2.72/	3/2+	+0.757	+0.60	0.4909 1.3480 1.5640
¹²⁷ Sn		126.91036	2.12 h	β^- /3.20	2.42/ 3.2/	11/2-	-1.33	+0.3	0.8231 1.0956 (0.120–2.84)
^{128m} Sn			6.5 s	IT/0.091		(7-)			
¹²⁸ Sn		127.91054	59.1 m	β^- /1.27	0.48/ 0.63/	0+			0.4823 0.5573 0.6805
^{129m} Sn			6.9 m	β^- /		11/2-	-1.30	-0.2	1.1611
¹²⁹ Sn		128.91348	2.4 m	β^- /4.0		3/2+	+0.754	+0.05	0.6456
^{130m} Sn			1.7 m	β^- /		(7-)	-0.381	-0.4	0.1449 0.8992
¹³⁰ Sn		129.91397	3.7 m	β^- /2.15	1.10/	0+			0.0700 0.1925 0.7798
^{131m} Sn			1.02 m	β^- /	3.4/	11/2-	-1.28	+0.02	0.3043 0.4500 0.7985 1.2260 (0.08–3.21)
¹³¹ Sn		130.91700	39. s	β^- /4.69	3.8/	3/2+	+0.747	-0.04	see ^{131m} Sn
¹³² Sn		131.91782	40. s	β^- /3.12	1.8/	0+			0.0855 0.2467 0.3402 0.8985
¹³³ Sn		132.92383	1.44 s	β^- /7.8	7.5/	7/2-			
¹³⁴ Sn		133.9283	1.04 s	β^- /6.8		0+			(0.053–2.417)
¹³⁵ Sn		134.9347	0.53 s	β^-					(0.053–0.830)
				β^- , n	/21.				0.733–1.855
¹³⁶ Sn		135.9393	0.25 s	β^- , n	/30.	0+			
¹³⁷ Sn		136.946	0.19 s	β^- , n	/~ 58				

Elem. or Isot.	Natural Abundance (Atom %)	Atomic Mass or Weight	Half-life/ Resonance Width (MeV)	Decay Mode/ Energy (/MeV)	Particle Energy/ Intensity (MeV/%)	Spin ($\hbar/2\pi$)	Nuclear Magnetic Mom. (nm)	Elect. Quadr. Mom. (b)	γ -Energy / Intensity (MeV/%)
¹³⁸ Sn			0.15 s			0+			
⁵¹ Sb		121.760(1)							
¹⁰³ Sb		102.9397	> 1.5 μ s						
¹⁰⁴ Sb		103.9365	0.5 s						
¹⁰⁵ Sb		104.9315	1.1 s	β^+ ,p	p//<0.1				
¹⁰⁶ Sb		105.9288	0.6 s	β^+ /10.5					
¹⁰⁷ Sb		106.9242	4.0 s	β^+ /7.9					1.280 0.1515 0.6666 0.553–2.046 (0.151–1.280)
¹⁰⁸ Sb		107.9222	7.0 s	β^+ /9.5					
¹⁰⁹ Sb		108.91813	17.3 s	β^+ /6.38 EC/	4.42/ 4.67/ 4.33/	5/2+			0.925 1.062 0.261–2.127
¹¹⁰ Sb		109.9168	24. s	β^+ /9.0 EC/	6.8/	3+			ann.rad./ 0.6365 0.9847 1.2117 1.2433
¹¹¹ Sb		110.91316	1.25 m	β^+ /87/4.47 EC/13 /	3.3/	5/2+			ann.rad./ 0.1002 0.1545 0.4891 1.0326
¹¹² Sb		111.91240	51.4 s	β^+ /90/7.06 EC/10/	4.75/	3+			ann.rad./ 0.6700 0.9909 1.2571
¹¹³ Sb		112.90937	6.7 m	β^+ /65/3.91 EC/35/	2.42/	5/2+			ann.rad./ (0.3–3.6) Sn k x-ray 0.3324 0.4980
¹¹⁴ Sb		113.90927	3.49 m	β^+ /78/5.9 EC/22/	3.4/	3+	1.7		ann.rad./ Sn k x-ray 0.8876 1.2999
¹¹⁵ Sb		114.90660	32.1 m	β^+ /67/3.03 EC/33/	1.51/	5/2+	+3.46	-0.4	ann.rad./ Sn k x-ray 0.4973
^{116m} Sb			1.00 h	β^+ /78/ EC/22/	1.16/	8-	2.6		ann.rad./ Sn k x-ray 0.4073 0.5429 0.9725 1.2935 (0.0998–1.501)
¹¹⁶ Sb		115.90679	16. m	β^+ /50/4.707 EC/50/	1.3/ 2.3/	3+	2.72		ann.rad./ Sn k x-ray 0.93180 1.29354 (0.138–3.903)
¹¹⁷ Sb		116.90484	2.80 h	β^+ /2/1.76 EC/98/	0.57/	5/2+	+3.4		Sn k x-ray 0.1586
^{118m} Sb			5.00 h	EC/99/		8-	2.3		Sn k x-ray 0.25368 1.05069 1.22964

Elem. or Isot.	Natural Abundance (Atom %)	Atomic Mass or Weight	Half-life/ Resonance Width (MeV)	Decay Mode/ Energy (/MeV)	Particle Energy/ Intensity (MeV/%)	Spin ($h/2\pi$)	Nuclear Magnetic Mom. (nm)	Elect. Quadr. Mom. (b)	γ -Energy / Intensity (MeV/%)
¹¹⁸ Sb		117.905529	3.6 m	β^+ /74/3.657 EC/26/	2.65/	1+	2.5		ann.rad./ Sn k x-ray 1.22964
¹¹⁹ Sb		118.90394	38.1 h	EC/0.59		5/2+	+3.45	-0.4	Sn k x-ray 0.0239
^{120m} Sb			5.76 d	EC/		8-	2.34		Sn k x-ray 0.0898 0.19730 1.02301 1.17121
¹²⁰ Sb		119.90507	15.89 m	β^+ /41/2.68 EC/59/	1.72/	1+	+2.3		ann.rad./ Sn k x-ray 0.7038 1.17121
¹²¹ Sb	57.21(5)	120.903816				5/2+	+3.363	-0.4	
^{122m} Sb			4.19 m	I.T./0.162		8-			Sb x-ray 0.0614 0.0761
¹²² Sb		121.905174	2.72 d	β^- /98/1.979 β^+ /2/1.620	1.414/65 1.980/26	2-	-1.90	+0.9	0.56409 0.69277 1.14050 1.2569
¹²³ Sb	42.79(5)	122.904214				7/2+	+2.550	-0.5	
^{124m2} Sb			20.3 m	I.T./0.035		8-			
^{124m1} Sb			1.6 m	I.T./80/ β^- /20/	1.2/ 1.7/	5+			0.4984 0.6027 0.6458 1.1010
¹²⁴ Sb		123.905936	60.20 d	β^- /2.905	0.61/52 2.301/23	3-	1.2	+1.9	0.60271/97.8 0.64583/7.4 0.72277/10.5 1.69094/48.2 (0.0274-2.808)
¹²⁵ Sb		124.905254	2.758 y	β^- /0.767	0.13/30 0.302/45 0.62/13	7/2+	+2.63		0.0355 0.17632 0.38044 0.42786 0.46336 0.60060 0.63595
^{126m2} Sb			11. s	I.T./		3-			L x-ray 0.0227
^{126m1} Sb			19.0 m	β^- /86 / I.T./14 /	1.9	5+			0.4148 0.6663 0.6950
¹²⁶ Sb		125.90725	12.4 d	β^- /3.67	1.9	8-	1.3		0.2786 0.4148/83.3 0.6663/99.7 0.6950/99 0.7205
¹²⁷ Sb		126.90692	3.84 d	β^- /1.581	0.89/ 1.10/ 1.50/	7/2+	2.70		0.2524 0.2908 0.4121 0.4370 0.6857 0.7837
^{128m} Sb			10.1 m	β^- /96/ I.T./4/	2.6/	5+			0.3140 0.5941 0.7432 0.7539

Elem. or Isot.	Natural Abundance (Atom %)	Atomic Mass or Weight	Half-life/ Resonance Width (MeV)	Decay Mode/ Energy (/MeV)	Particle Energy/ Intensity (MeV/%)	Spin ($h/2\pi$)	Nuclear Magnetic Mom. (nm)	Elect. Quadr. Mom. (b)	γ -Energy / Intensity (MeV/%)
¹²⁸ Sb		127.90917	9.1 h	β^- /4.38	2.3/	8-	1.3		0.2148 0.3141 0.5265 0.7433 0.7540
^{129m} Sb			17.7 m	β^- /					0.4338 0.6578 0.7598
¹²⁹ Sb		128.90915	4.40 h	β^- /2.38	0.65/	7/2-	2.82		0.0278 0.1808 0.3594 0.4596 0.5447 0.8128 0.9146 1.0301
^{130m} Sb			6.5 m	β^- /2.6	2.12/				0.1023 0.7934 0.8394
¹³⁰ Sb		129.91166	38.4 m	β^- /4.96	2.9/	8-			0.1823 0.3309 0.4680 0.7394 0.8394
¹³¹ Sb		130.91198	23.0 m	β^- /3.20	1.31/ 3.0/	7/2+			0.6423 0.6579 0.9331 0.9434
^{132m} Sb			2.8 m	β^- /	3.9/	4+			0.1034 0.3538 0.6968 0.9739 0.9896
¹³² Sb		131.91447	4.2 m	β^- /5.49		8-			0.1034 0.1506 0.6968 0.9739
¹³³ Sb		132.91525	2.5 m	β^- /4.00	1.20/	7/2+	3.00		0.4235 0.6318 0.8165 1.0764
^{134m} Sb			10.4 s	β^- /	6.1	7-			
¹³⁴ Sb		133.92038	0.8 s	β^- /8.4	8.4	0-			0.1152 0.2970 0.7063 1.2791
¹³⁵ Sb		134.9252	1.71 s	β^- /8.12		7/2+			1.127 1.279
¹³⁶ Sb		135.9304	0.82 s	β^- /9.3					
¹³⁷ Sb		136.9353	> 0.15 μ s						
¹³⁸ Sb		137.9408	> 0.15 μ s						
¹³⁹ Sb		138.9460	> 0.15 μ s						
⁵²Te		127.60(3)							
¹⁰⁵ Te		104.9436							
¹⁰⁶ Te		105.9375	0.07 ms	α /4.3	/100	0+			
¹⁰⁷ Te		106.9350	3.1 ms	α / 70/ β^+ , EC/10.1	3.86(1)/				(0.090-0.721)
¹⁰⁸ Te		107.9294	2.1 s	α /68 /	3.314(4)/	0+			

Elem. or Isot.	Natural Abundance (Atom %)	Atomic Mass or Weight	Half-life/ Resonance Width (MeV)	Decay Mode/ Energy (/MeV)	Particle Energy/ Intensity (MeV/%)	Spin ($h/2\pi$)	Nuclear Magnetic Mom. (nm)	Elect. Quadr. Mom. (b)	γ -Energy / Intensity (MeV/%)
¹⁰⁹ Te		108.9274	4.6 s	β^+ , EC/32 /6.8 β^+ EC/96 /8.7					0.7523 0.287–2.045
¹¹⁰ Te		109.9224	19. s	β^+ , EC/4.5	3.107(4)/	0+			ann.rad./ 0.2191 0.6059
¹¹¹ Te		110.9211	19.3 s	β^+ , EC/8.0		(7/2+)			ann.rad./ 0.267 0.322 0.341
¹¹² Te		111.9170	2.0 m	β^+ , EC/4.3		0+			ann.rad./ 0.2962 0.3727 0.4187
¹¹³ Te		112.9159	1.7 s	β^+ /85/5.7 EC/15/	4.5/	(7/2+)			ann.rad./ Sb k x-ray 0.8144 1.0181 1.1812
¹¹⁴ Te		113.91209	15. m	β^+ /40/3.2 EC/60/		0+			ann.rad./ Sb k x-ray 0.0838 0.0903
^{115m} Te			6.7 m	β^+ /45/ EC/55/		(1/2+)			ann.rad./ Sb k x-ray 0.7236 0.7704
¹¹⁵ Te		114.91190	5.8 m	β^+ /45/4.6 EC/55/	2.7/	7/2+			ann.rad./ Sb k x-ray 0.7236 1.3268 1.3806 (0.22–2.7)
¹¹⁶ Te		115.90846	2.49 h	EC/1.5		0+			Sb k x-ray 0.0937
¹¹⁷ Te		116.90865	1.03 h	EC/75/3.54 β^+ /25/	1.78/	$\frac{1}{2}+$			ann.rad./ Sb k x-ray 0.9197 1.7164 2.3000
¹¹⁸ Te		117.90583	6.00 d	EC/0.28		0+			Sb k x-ray
^{119m} Te			4.69 d	EC/		11/2-	0.89		Sb k x-ray 0.15360 0.2705 1.21271
¹¹⁹ Te		118.90640	16.0 h	β^+ /2/2.293 EC/98/	0.627/	$\frac{1}{2}+$	0.25		ann.rad. Sb k x-ray 0.6440 0.6998
¹²⁰ Te	0.09(1)	119.90402				0+			
^{121m} Te			~ 154. d	I.T. (89%) EC (11%)		11/2-	0.90		Te k x-ray 0.2122
¹²¹ Te		120.90494	16.8 d	EC/1.04		$\frac{1}{2}+$			Sb k x-ray 0.5076 0.5731
¹²² Te	2.55(12)	121.903044				0+			
^{123m} Te			119.7 d	I.T./0.247		11/2-	-0.93		Te k x-ray 0.1590/84.1
¹²³ Te	0.89(3)	122.904270	> 9.2 × 10 ¹⁶ y	EC/0.051		$\frac{1}{2}+$	-0.73695		
¹²⁴ Te	4.74(14)	123.902818				0+			

Elem. or Isot.	Natural Abundance (Atom %)	Atomic Mass or Weight	Half-life/ Resonance Width (MeV)	Decay Mode/ Energy (/MeV)	Particle Energy/ Intensity (MeV/%)	Spin ($\hbar/2\pi$)	Nuclear Magnetic Mom. (nm)	Elect. Quadr. Mom. (b)	γ -Energy / Intensity (MeV/%)
^{125m} Te			58. d	I.T./0.145		11/2-	-0.99	-0.06	Te k x-ray 0.0355
¹²⁵ Te	7.07(15)	124.904431				½+	-0.8885		
¹²⁶ Te	18.84(25)	125.903312				0+			
^{127m} Te			109. d	I.T./98/0.088		11/2-	-1.04		Te k x-ray 0.0883
				β^- /2/0.77					
¹²⁷ Te		126.905226	9.4 h	β^- /0.698	0.696/	3/2+	0.64		0.3603
¹²⁸ Te	31.74(8)	127.904463	2.2×10^{24} y	β^- - β^-		0+			
^{129m} Te			33.6 d	I.T./63/0.105		11/2-	-1.09		Te k x-ray 0.45984 0.6959
				β^- /37/	1.60/				
¹²⁹ Te		128.906598	1.16 h	β^- /1.498	0.99/9 1.45/89	3/2+	0.70	0.06	0.0278 0.45984 0.48728
¹³⁰ Te	34.08(62)	129.906224	8×10^{20} y	β^- - β^-		0+			
^{131m} Te			1.35 d	β^- /78/2.4	0.42/	11/2-	-1.04		0.0811 0.1021 0.14973 0.77369 0.79375 0.85225
				I.T./22/0.18					
¹³¹ Te		130.908524	25.0 m	β^- /2.233	1.35/12 1.69/22 2.14/60	3/2+	0.70		0.14973 0.45327 0.49269
¹³² Te		131.90855	3.26 d	β^- /0.51	0.215	0+			0.049725 0.11198 0.22830
^{133m} Te			55.4 m	β^- /82/	2.4/30	11/2-			Te k x-ray 0.0949 0.1689 0.3121 0.3341
				I.T./18/0.334					
¹³³ Te		132.91096	12.4 m	β^- /2.94	2.25/25 2.65	3/2+			0.3121 0.4079 1.3334
¹³⁴ Te		133.91137	42. m	β^- /1.51	0.6/	0+			0.7672/29 0.0794-0.9255
					0.7/				
¹³⁵ Te		134.9165	19.0 s	β^- /6.0	5.4/				0.267 0.603 0.870
					6.0				
¹³⁶ Te		135.92010	17.5 s	β^- /5.1	2.5/	0+			2.0779/25 0.0873-3.235
¹³⁷ Te		136.9253	2.5 s	β^- /98 /6.9	6.8	7/2-			0.2436
				n/2 /					
¹³⁸ Te		137.9292	1.4 s	β^- /6.4		0+			
¹³⁹ Te		138.9347	> 0.15 μ s						
¹⁴⁰ Te		139.9389	> 0.15 μ s			0+			
¹⁴¹ Te		140.9447	> 0.15 μ s						
¹⁴² Te		141.949	> 0.15 μ s			0+			
⁵³I		126.90447(3)							
¹⁰⁸ I		107.9435	0.04 s	α /91/4.	3.95				
¹⁰⁹ I		108.9382	0.11 ms	p					0.593/100 0.717/63 0.496-1.057
¹¹⁰ I		109.9352	0.65 s	β^+ , EC/83/11.4					ann.rad./
				α /17/~ 3.6	3.457(10)/				
				p/11/					
¹¹¹ I		110.9303	2.5 s	β^+ , E.C./8.5					ann.rad./

Elem. or Isot.	Natural Abundance (Atom %)	Atomic Mass or Weight	Half-life/ Resonance Width (MeV)	Decay Mode/ Energy (/MeV)	Particle Energy/ Intensity (MeV/%)	Spin ($h/2\pi$)	Nuclear Magnetic Mom. (nm)	Elect. Quadr. Mom. (b)	γ -Energy / Intensity (MeV/%)
									0.7228/10.3
									1.6910/11.2
									(0.31-1.73)
¹²⁵ I		124.904630	59.4 d	EC/0.1861		5/2+	2.82	-0.89	Te k x-ray
									0.0355
¹²⁶ I		125.905624	13.0 d	EC/		2-	1.44		ann.rad./
				β^+ /2.155	1.13/				Te k x-ray
				β^- /1.258/47	0.87/				0.3887
					1.25/				0.6622
¹²⁷ I	100.	126.904473				5/2+	+2.8133	-0.79	
¹²⁸ I		127.905809	25.00 m	β^- /2.118	2.13/	1+			Te k x-ray
				EC/1.251					0.44287
									0.52658
¹²⁹ I		128.904988	1.7×10^7 y	β^- /0.194	0.15/	7/2+	+2.621	-0.55	Xe k x-ray
									0.0396
^{130m} I			9.0 m	I.T./83/0.048		2+			I k x-ray
				β^- /17/					0.5361
¹³⁰ I		129.906674	12.36 h	β^- /2.949	1.04/	5+	3.35		0.4180
					0.62				0.5361
									0.6685
									0.7395
¹³¹ I		130.906125	8.021 d	β^- /0.971	0.606/	7/2+	+2.742	-0.40	0.08017
									0.28431
									0.36446
									0.63699
^{132m} I			1.39 h	IT		8-			
¹³² I		131.90800	2.28 h	β^- /14/3.58	0.80/	4+	3.09	0.09	I k x-ray
				I.T./86/	1.03/				0.0980
					1.2/				0.5059
					1.6/				0.52264
					2.16/				0.63019
									0.6506
									0.66768
									0.77260
									0.95457
^{133m} I			9. s	I.T./1.63		19/2-			I Kx-ray
									0.0730
									0.6474
									0.9126
¹³³ I		132.907797	20.8 h	β^- /1.77	1.24/85	7/2+	+2.86	-0.27	0.51056
									0.52989
									0.87537
^{134m} I			3.7 m	I.T./98/0.316		8-			I k x-ray
				β^- /2/					0.0444
									0.2719
¹³⁴ I		133.90974	52.6 m	β^- /4.05	1.2/	4+			0.1354
									0.84702
									0.88409
¹³⁵ I		134.91005	6.57 h	β^- /2.63	0.9/	7/2+	2.94		0.2884
					1.3/				0.41768
									0.52658
									1.13156
									1.26046
^{136m} I			47. s	β^- /	4.7/	6-			0.1973
					5.2/				0.3468
									0.3701
									0.3814
									1.3130
									(0.16-2.36)
¹³⁶ I		135.91465	1.39 m	β^- /6.93	4.3/	2-			0.3447

Elem. or Isot.	Natural Abundance (Atom %)	Atomic Mass or Weight	Half-life/ Resonance Width (MeV)	Decay Mode/ Energy (/MeV)	Particle Energy/ Intensity (MeV/%)	Spin ($\hbar/2\pi$)	Nuclear Magnetic Mom. (nm)	Elect. Quadr. Mom. (b)	γ -Energy / Intensity (MeV/%)
¹¹⁹ Xe		118.91541	5.8 m	β^+ , EC/5.0	3.5/	7/2+	-0.654	+1.31	0.1199 0.0873
									0.1000 0.2318 0.4615
¹²⁰ Xe		119.91178	40. m	β^+ , EC/97/1.96 β^+ /3/		0+			1 k x-ray 0.0251 0.0726 0.1781 (0.1-1.03)
¹²¹ Xe		120.91146	39. m	β^+ /44/3.73 EC/56/	2.8/	5/2+	-0.701	+1.33	ann.rad./ 1 k x-ray 0.1328 0.2527 0.4452 (0.1-3.1)
¹²² Xe		121.90837	20.1 h	EC/0.9		0+			1 k x-ray 0.3501
¹²³ Xe		122.90848	2.00 h	β^+ /23/2.68 EC/77/	1.51/	½+	-0.150		ann.rad./ 1 k x-ray 0.1489 0.1781 (0.1-2.1)
¹²⁴ Xe	0.0952(3)	123.905893	> 10 ¹⁷ y	β - β -		0+			
^{125m} Xe			57. s	I.T./0.252		(9/2-)	-0.745	+0.42	Xe k x-ray 0.1111 0.141
¹²⁵ Xe		124.906395	17.1 h	EC/1.653	0.47/	½+	-0.269		1 k x-ray 0.1884 0.2434
¹²⁶ Xe	0.0890(2)	125.90427				0+			
^{127m} Xe			1.15 m	I.T./0.297		(9/2-)	-0.884	+0.69	Xe k x-ray 0.1246 0.1725
¹²⁷ Xe		126.905184	36.34 d	EC/0.662		½+	-0.504		1 k x-ray 0.1721 0.2029 0.3750
¹²⁸ Xe	1.9102(8)	127.903531				0+			
^{129m} Xe			8.89 d	I.T./0.236		11/2-	-0.891	+0.64	Xe k x-ray 0.0396 0.1966
¹²⁹ Xe	26.4006(82)	128.904779				½+	-0.7780		
¹³⁰ Xe	4.0710(13)	129.903508				0+			
^{131m} Xe			11.9 d	I.T./0.164		11/2-	-0.9940	+0.73	Xe k x-ray 0.16398
¹³¹ Xe	21.2324(30)	130.905082				3/2+	+0.69186	-0.12	
¹³² Xe	26.9086(33)	131.904153				0+			
^{133m} Xe			2.19 d	I.T./0.233		11/2-	-1.082	+0.77	Xe k x-ray 0.23325
¹³³ Xe		132.905911	5.243 d	β^- /0.427	0.346/99	3/2+	+0.813	+0.14	Cs k x-ray 0.080998 0.1606
¹³⁴ Xe	10.4357(21)	133.905394	> 1.1 × 10 ¹⁶ y	β - β -		0+			
^{135m} Xe			15.3 m	I.T./		11/2-	1.103	+0.62	Xe k x-ray 0.52658
¹³⁵ Xe		134.907227	9.10 h	β^- /1.15	0.91/	3/2+	0.903	+0.21	0.24975 0.60807
¹³⁶ Xe	8.8573(44)	135.90722	> 2.4 × 10 ²¹ y	β - β -		0+			
¹³⁷ Xe		136.91156	3.82 m	β^- /4.17	4.1/	7/2-	-0.970	-0.49	0.45549

Elem. or Isot.	Natural Abundance (Atom %)	Atomic Mass or Weight	Half-life/ Resonance Width (MeV)	Decay Mode/ Energy (/MeV)	Particle Energy/ Intensity (MeV/%)	Spin ($\hbar/2\pi$)	Nuclear Magnetic Mom. (nm)	Elect. Quadr. Mom. (b)	γ -Energy / Intensity (MeV/%)
									0.5865
									0.5906
^{119m} Cs			29. s			3/2	+0.84	+0.9	
¹¹⁹ Cs	118.92238		43. s	β^+ , EC/6.3		9/2+	+5.5	+2.8	ann.rad./
									0.169
									0.176
									0.224
									0.257
^{120m} Cs			60. s	β^+ , EC/					
¹²⁰ Cs	119.92068		64. s	β^+ , EC/7.92		2+	+3.87	+1.45	ann.rad./
									0.3224
									0.4735
									0.5534
									(0.3-3.28)
^{121m} Cs			2.0 m	I.T./60/ β^+ /40/	4.4	(9/2+)	+5.41	+2.7	ann.rad./
									0.1794
									0.1961
¹²¹ Cs	120.91723		2.3 m	β^+ , EC/5.40	4.38/	3/2+	+0.77	+0.84	ann.rad./
									0.1537
									(0.08-0.56)
^{122m2} Cs			4.4 m	β^+ , EC		8-	+4.77	+3.3	ann.rad./
^{122m1} Cs			0.36 s	IT					0.3311
									0.4971
									0.6385
									(0.27-2.22)
¹²² Cs	121.91611		21. s	β^+ , EC/7.1	5.8/	(1+)	-0.133	-0.19	ann.rad./
									0.3311
									0.5120
									0.8179
^{123m} Cs			1.6 s	I.T./		11/2-			Cs k x-ray
									0.0946
¹²³ Cs	122.91300		5.87 m	β^+ /75/4.20 EC/25/	3.0/	1/2+	+1.38		ann.rad./
									Xe k x-ray
									0.0974
									0.5964
^{124m} Cs			6.3 s	IT		7+			
¹²⁴ Cs	123.91226		30. s	β^+ /9 /5.92 EC/8 /	~ 5.	1+	+0.673	-0.74	ann.rad./
									Xe k x-ray
									0.3539
									0.4925
									0.9418
¹²⁵ Cs	124.90973		45. m	β^+ /40/3.09 EC/60/	2.06/	1/2+	+1.41		ann.rad./
									Xe k x-ray
									0.112
									0.526
¹²⁶ Cs	125.90945		1.64 m.	β^+ /81/4.83 EC/19/	3.4 3.7/	1+	+0.78	-0.68	ann.rad./
									Xe k x-ray
									0.3886
									0.4912
									0.9252
¹²⁷ Cs	126.90742		6.2 h	β^+ /96/2.08 EC/4/	0.65/ 1.06	1/2+	+1.46		Xe k x-ray
									0.1247
									0.4119
¹²⁸ Cs	127.90775		3.62 m	β^+ /68/3.930 EC/32 /	2.44/ 2.88/	1+	+0.97	-0.57	ann.rad./
									Xe k x-ray
									0.4429
¹²⁹ Cs	128.90606		1.336 d	EC/1.195		1/2+	+1.49		Xe k x-ray
									0.3719
									0.4115
^{130m} Cs			3.5 m	IT, β^+ , EC		5-	+0.629	+1.45	

Elem. or Isot.	Natural Abundance (Atom %)	Atomic Mass or Weight	Half-life/ Resonance Width (MeV)	Decay Mode/ Energy (/MeV)	Particle Energy/ Intensity (MeV/%)	Spin ($h/2\pi$)	Nuclear Magnetic Mom. (nm)	Elect. Quadr. Mom. (b)	γ -Energy / Intensity (MeV/%)
¹³⁰ Cs		129.90671	29.21 m	β^+ /55/2.98 EC/43/	1.98/ 0.44/1.6	1+	+1.46	-0.06	ann.rad./ Xe k x-ray 0.5361
¹³¹ Cs		130.90546	9.69 d	EC/0.352		5/2+	+3.54	-0.58	Xe k x-ray
¹³² Cs		131.906434	6.48 d	EC/98/ β^+ /0.3/2.120 β^- / /1.280		2-	+2.22	+0.51	Xe k x-ray 0.4646 0.6302 0.66769
¹³³ Cs	100.	132.90545193				7/2+	+2.582	-0.00355	
^{134m} Cs			2.91 h	I.T./0.139		8-	+1.098	+1.0	Cs k x-ray 0.12749
¹³⁴ Cs		133.90671848	2.065 y	β^- /2.059 EC/1.22	0.089/27 0.658/70	4+	+2.994	+0.39	0.56327 0.56935 0.60473 0.79584
^{135m} Cs			53. m	I.T./1.627		19/2-	+2.18	+0.9	0.7869 0.8402
¹³⁵ Cs		134.905977	2.3×10^6 y	β^- /0.269	0.205/100	7/2+	+2.732	+0.05	
^{136m} Cs			19. s	I.T./		8-	+1.32	+0.7	
¹³⁶ Cs		135.907312	13.16 d	β^- /2.548	0.341/	5+	+3.71	+0.2	0.06691 0.34057 0.81850 1.04807
¹³⁷ Cs		136.907089	30.2 y	β^- /1.176	0.514/95	7/2+	+2.84	+0.05	Ba k x-ray 0.66164
^{138m} Cs			2.9 m	I.T./75 β^- /25 /	/0.080 3.3	6-	+1.71	-0.40	Cs k x-ray 0.0799 0.1917 0.4628 1.43579
¹³⁸ Cs		137.91102	32.2 m	β^- /5.37	2.9/	3-	+0.700	+0.12	0.1381 0.46269 1.00969 1.43579 2.21788
¹³⁹ Cs		138.913364	9.3 m	β^- /4.213	4.21	7/2+	+2.70	-0.07	0.6272 1.2832 (0.4–3.66)
¹⁴⁰ Cs		139.91728	1.06 m	β^- /6.22	5.7/ 6.21/	1-	+0.13390	-0.11	0.5283 0.6023 0.9084 (0.41–3.94)
¹⁴¹ Cs		140.92005	24.9 s	β^- /5.26	5.20/	7/2+	+2.44	-0.4	Ba k x-ray 0.0485 0.5616 0.5887 1.1940 (0.05–3.33)
¹⁴² Cs		141.92430	1.8 s	β^- /7.31	6.9/ 7.28				0.3596 0.9668 1.1759 1.3265
¹⁴³ Cs		142.92735	1.78 s	β^- /6.24	6.1	(3/2+)	+0.87	+0.47	0.1955 0.2324 0.3064 (0.17–1.98)
¹⁴⁴ Cs		143.93208	1.01 s	β^- /8.47	8.46/ 7.9/	1	-0.546	+0.30	0.1993 0.5598 0.6392 0.7587

Elem. or Isot.	Natural Abundance (Atom %)	Atomic Mass or Weight	Half-life/ Resonance Width (MeV)	Decay Mode/ Energy (/MeV)	Particle Energy/ Intensity (MeV/%)	Spin ($h/2\pi$)	Nuclear Magnetic Mom. (nm)	Elect. Quadr. Mom. (b)	γ -Energy / Intensity (MeV/%)
¹⁴⁵ Cs		144.93553	0.59 s	β^- /7.89	7.4/ 7.9/	3/2+	+0.784	+0.6	0.1126 0.1755 0.1990
¹⁴⁶ Cs		145.9403	0.322 s	β^- , (n)/9.38	~ 9.0	2-	-0.515	+0.22	
¹⁴⁷ Cs		146.9442	0.227 s	β^- , (n)/9.3					(0.024-2.2798)
¹⁴⁸ Cs		147.9492	0.15 s	β^- , (n)/10.5					
¹⁴⁹ Cs		148.9529	> 50 ms						
¹⁵⁰ Cs		149.9582	> 50 ms						
¹⁵¹ Cs		150.9622	> 50 ms						
⁵⁶Ba		137.327(7)							
¹¹⁴ Ba		113.9507	0.43 s	β^+ , (p) α	p/20 /0.9	0+			
¹¹⁵ Ba		114.947	0.45 s	β^+ , (p)	p/<15				
¹¹⁶ Ba		115.9414	1.3 s	β^+ , (p)	p/3	0+			
¹¹⁷ Ba		116.9385	1.8 s	β^+ , (p), EC/8.4	p/16	(3/2-)			(0.0457-0.364)
¹¹⁸ Ba		117.9330	5.2 s	β^+ ,		0+			(0.040-0.156)
¹¹⁹ Ba		118.9307	5.4 s	β^+ , EC/8.					
¹²⁰ Ba		119.9260	24. s	β^+ , EC/5.0		0+			ann.rad./ 0.140 (0.075-0.146)
¹²¹ Ba		120.9241	30. s	β^+ , EC/6.8		5/2+	+0.660	+1.8	ann.rad./
¹²² Ba		121.91990	2.0 m	β^+ , EC/3.8		0+			ann.rad./
¹²³ Ba		122.91878	2.7 m	β^+ , EC/5.5			-0.68	+1.5	ann.rad./ 0.0306 0.0927 0.1161 0.1235
¹²⁴ Ba		123.91509	12. m	β^+ , EC/2.65		0+			ann.rad./ 0.1695 0.1888 1.2160
^{125m} Ba			8. m	β^+ , EC/	4.5		0.174		
¹²⁵ Ba		124.9145	3.5 m	β^+ , EC/4.6	3.4	½+	+0.18		ann.rad./ 0.0550 0.0776 0.0854 0.1409
¹²⁶ Ba		125.91125	1.65 h	β^+ /2/1.67 EC/98 /		0+			Cs k x-ray 0.2179 0.2336 0.2576
^{127m} Ba			1.9 s	IT		7/2-	-0.723	1.6	
¹²⁷ Ba		126.91109	12.9 m	β^+ /54/3.5 EC/46/		1/2+	+0.083		ann.rad./ Cs k x-ray 0.1148 0.1808 (0.07-2.5)
¹²⁸ Ba		127.90832	2.43 d	EC/0.52		0+			Cs k x-ray 0.27344
^{129m} Ba			2.17 h	EC/98/ β^+ /2/		7/2+	+0.93	+1.6	Cs k x-ray 0.1769 0.1823 0.2023 1.4593
¹²⁹ Ba		128.90868	2.2 h	β^+ /20/2.43 EC/80/	1.42/	1/2+	-0.40		ann.rad./ Cs k x-ray 0.1291 0.2143

Elem. or Isot.	Natural Abundance (Atom %)	Atomic Mass or Weight	Half-life/ Resonance Width (MeV)	Decay Mode/ Energy (/MeV)	Particle Energy/ Intensity (MeV/%)	Spin ($\hbar/2\pi$)	Nuclear Magnetic Mom. (nm)	Elect. Quadr. Mom. (b)	γ -Energy / Intensity (MeV/%)
^{130m} Ba			9.5 ms	I.T./2.475	/100.	8-	-0.04	+2.8	0.2208 0.080-0.802
¹³⁰ Ba	0.106(1)	129.906321	2.2×10^{21} y	$\beta+\beta+$		0+			
^{131m} Ba			14.6 m	I.T./0.187		9/2-	-0.87	+1.5	Ba k x-ray 0.1085
¹³¹ Ba		130.906941	11.7 d	EC/1.37		1/2+	0.7081		Cs k x-ray 0.12381/28.4 0.21608/21.3 0.49636/42.9 (0.0549-1.171)
¹³² Ba	0.101(1)	131.905061	1.3×10^{21} y	EC EC		0+			
^{133m} Ba			1.621 d	I.T./0.288		11/2-	-0.91	+0.9	Ba k x-ray 0.2761
¹³³ Ba		132.906008	10.53 y	EC/0.517		1/2+	0.7717		Cs k x-ray 0.08099 0.35600
¹³⁴ Ba	2.417(18)	133.904508				0+			
^{135m} Ba			1.20 d	I.T./0.2682		11/2-	-1.00	+1.0	Ba k x-ray 0.2682
¹³⁵ Ba	6.592(12)	134.9056886				3/2+	+0.838	+0.16	
^{136m} Ba			0.308 s	I.T./2.0305		7-			Ba k x-ray 0.8185 1.0481
¹³⁶ Ba	7.854(24)	135.9045759				0+			
^{137m} Ba			2.552 m	I.T./0.6617		11/2-	-0.99	+0.8	Ba k x-ray 0.66164
¹³⁷ Ba	11.232(24)	136.9058274				3/2+	+0.9374	+0.245	
¹³⁸ Ba	71.698(42)	137.9052472				0+			
¹³⁹ Ba		138.9088412	1.396 h	β^- /2.317	2.14/27 2.27/72	7/2-	-0.97	-0.57	0.16585 1.2544 1.42033
¹⁴⁰ Ba		139.91060	12.75 d	β^- /1.05	0.48 1.0/ 1.02/	0+			0.16268 0.30485 0.53727
¹⁴¹ Ba		140.91441	18.3 m	β^- /3.22	2.59/ 2.73/	3/2-	-0.34	+0.45	0.1903 0.2770 0.3042 (0.1-2.5)
¹⁴² Ba		141.91645	10.7 m	β^- /2.212	1.0/ 1.10/	0+			0.23152 0.25512 0.3090 1.2040
¹⁴³ Ba		142.92063	14.3 s	β^- /4.24	4.2/	5/2+	+0.44	-0.88	0.1786 0.21148 0.7988 (0.17-2.4)
¹⁴⁴ Ba		143.92295	11.4 s	β^- /3.1	2.4/ 2.9/	0+			La k x-ray 0.10386 0.1566 0.1728 0.3882 0.43048
¹⁴⁵ Ba		144.9276	4.0 s	β^- /4.9	4.9/	(5/2-)	-0.28	+1.22	La k x-ray 0.0918 0.09709
¹⁴⁶ Ba		145.9302	2.20 s	β^- /4.12	3.9/	0+			0.0644 0.2513 0.3270 0.3329 0.3622

Elem. or Isot.	Natural Abundance (Atom %)	Atomic Mass or Weight	Half-life/ Resonance Width (MeV)	Decay Mode/ Energy (/MeV)	Particle Energy/ Intensity (MeV/%)	Spin ($\hbar/2\pi$)	Nuclear Magnetic Mom. (nm)	Elect. Quadr. Mom. (b)	γ -Energy / Intensity (MeV/%)
¹⁴⁷ Ba		146.9349	0.892 s	β^- /5.75	5.5/				
¹⁴⁸ Ba		147.9377	0.64 s	β^- , n/5.11		0+			
¹⁴⁹ Ba		148.9426	0.36 s	β^- , (n)/7.3					
¹⁵⁰ Ba		149.9457	0.3 s			0+			
¹⁵¹ Ba		150.9508	> 0.15 μ s						
¹⁵² Ba		151.9543				0+			
¹⁵³ Ba		151.960							
₅₇La		138.90547(7)							
¹¹⁷ La		116.9501	23 ms	p	0.806/	3/2+			
¹¹⁸ La		117.9467							
¹¹⁹ La		118.9410							
¹²⁰ La		119.9381	2.8 s	EC, β^+ /11.					
¹²¹ La		120.9330	5.3 s						
¹²² La		121.9307	9. s	EC, β^+ /~ 9.7					
¹²³ La		122.9262	17. s	EC/7.					
¹²⁴ La		123.9246	30. s	EC/ ~ 8.8		(7+)			
^{125m} La			0.39 s						
¹²⁵ La		124.92082	1.2 m	β^+ , EC/5.6		11/2-			ann.rad./ 0.0436 0.0676
^{126m} La			< 50. s						
¹²⁶ La		125.9195	54. s	β^+ , EC/7.6					ann.rad./ 0.256 0.455 0.117-3.853
¹²⁷ La		126.91638	3.8 m	β^+ , EC/4.7		3/2+			ann.rad./ 0.025 0.0562
¹²⁸ La		127.9156	5.0 m	β^+ /80/6.7 EC/20/		(5-)			ann.rad./ Ba k x-ray 0.2841/87 0.4793/54 (0.315-2.212)
^{129m} La			0.56 s	IT		(11/2-)			
¹²⁹ La		128.91269	11.6 m	β^+ /58/3.72 EC/42/	2.42/	3/2+			ann.rad./ Ba k x-ray 0.1105 0.2786 (0.1-1.8)
¹³⁰ La		129.91237	8.7 m	β^+ /78/5.6 EC/22/		3+			ann.rad./ Ba k x-ray 0.3573/81 0.5506/27 (0.1965-1.989)
¹³¹ La		130.91007	59. m	β^+ /76/3.0 EC/24/	1.42/ 1.94/	3/2+			ann.rad./ Ba k x-ray 0.1085 0.3658 0.5263
^{132m} La			24. m	IT./76/ β^+ , EC/24/		6-			La k x-ray 0.1352 0.4645
¹³² La		131.91010	4.8 h	β^+ /40/4.71 EC/60/	2.6/ 3.2 3.7/	2-			ann.rad./ Ba k x-ray 0.4645 0.5671
¹³³ La		132.90822	3.91 h	β^+ /4/2.2 EC/96/	1.2/	5/2+			Ba k x-ray 0.2788

Elem. or Isot.	Natural Abundance (Atom %)	Atomic Mass or Weight	Half-life/ Resonance Width (MeV)	Decay Mode/ Energy (/MeV)	Particle Energy/ Intensity (MeV/%)	Spin ($h/2\pi$)	Nuclear Magnetic Mom. (nm)	Elect. Quadr. Mom. (b)	γ -Energy / Intensity (MeV/%)
									0.2901
									0.3024
¹³⁴ La		133.90851	6.5 m	β^+ /63/3.71 EC/37/	2.67/	1+			ann.rad./ Ba k x-ray
									0.6047 (0.5–1.9)
¹³⁵ La		134.90698	19.5 h	EC/1.20		5/2+			Ba k x-ray 0.4805
¹³⁶ La		135.9076	9.87 m	β^+ /36/2.9 EC/64/	1.8/	1+			ann.rad./ Ba k x-ray
									0.8185
¹³⁷ La		136.90649	6×10^4 y	EC/0.60		7/2+	+2.70	+0.2	0.2836
¹³⁸ La	0.0888(6)	137.907112	1.06×10^{11} y			5+	+3.7136	+0.4	1.4358/65 0.7887/35
¹³⁹ La	99.9112(6)	138.906353				7/2+	+2.7830	+0.20	
¹⁴⁰ La		139.909478	1.678 d	β^- /3.762	1.35	3-	+0.73	+0.09	
					1.24/ 1.67/				
¹⁴¹ La		140.910962	3.90 h	β^- /2.502	2.43/	7/2+			
¹⁴² La		141.91408	1.54 h	β^- /4.505	2.11/	2-			
					2.98/ 4.52/				
¹⁴³ La		142.91606	14.1 m	β^- /3.43	3.3/	7/2-			
¹⁴⁴ La		143.91960	40.7 s	β^- /5.5	4.1/				
¹⁴⁵ La		144.9216	24. s	β^- /4.1	4.1/	3/2+			
^{146m} La			10.0 s	β^- /6.7	5.5/	(6)			
¹⁴⁶ La		145.9258	6.3 s	β^- /6.6	6.2/	(2-)			
¹⁴⁷ La		146.9282	4.02 s	β^- /5.0	4.6/				
¹⁴⁸ La		147.9322	1.1 s	β^- /7.26		2-			
¹⁴⁹ La		148.9347	1.10 s	β^- /5.5					0.1335 0.009–1.709 x-ray (0.097–0.209)
¹⁵⁰ La		149.9388	0.51 s						
¹⁵¹ La		150.9417	> 0.15 μ s						
¹⁵² La		151.9462	> 0.15 μ s						
¹⁵³ La		152.950	> 0.15 μ s						
¹⁵⁴ La		153.955							
¹⁵⁵ La		154.958							
₅₈Ce		140.116(1)							
¹¹⁹ Ce		118.953							
¹²⁰ Ce		119.947				0+			
¹²¹ Ce		120.943	1.1 s	β^+ , p					
¹²² Ce		121.9379				0+			
¹²³ Ce		122.9354	3.8 s	β^+ , EC/~ 8.6					ann.rad./
¹²⁴ Ce		123.9304	6. s	EC/~ 5.6		0+			
¹²⁵ Ce		124.9284	9.6 s	β^+ , EC/7.		7/2-			ann.rad./ 0.1346 0.1666 0.056–1.329
¹²⁶ Ce		125.92397	50. s	EC/4.		0+			
¹²⁷ Ce		126.9227	29. s	β^+ , EC/6.1					ann.rad./ (0.058–1.961)
¹²⁸ Ce		127.91891	4.1 m	β^+ , EC/3.2		0+			ann.rad./ (0.023–0.880)
¹²⁹ Ce		128.91810	3.5 m	β^+ , EC/5.6					ann.rad./ (0.0675–1.015)
¹³⁰ Ce		129.91474	26. m	β^+ , EC/2.2		0+			ann.rad./ La k x-ray

Elem. or Isot.	Natural Abundance (Atom %)	Atomic Mass or Weight	Half-life/ Resonance Width (MeV)	Decay Mode/ Energy (/MeV)	Particle Energy/ Intensity (MeV/%)	Spin ($h/2\pi$)	Nuclear Magnetic Mom. (nm)	Elect. Quadr. Mom. (b)	γ -Energy / Intensity (MeV/%)
^{131m} Ce			5. m	β^+ EC					0.047–1.431 ann.rad./
									0.2304
									0.3955
									0.4213
¹³¹ Ce		130.91442	10. m	β^+ , EC/4.0	2.8/				ann.rad.
									0.119
									0.169
									0.414
^{132m} Ce			9.4 ms	IT/2.340					0.3255
									0.10–0.955
¹³² Ce		131.91146	3.5 h	EC/1.3		0+			La k x-ray
									0.1554
									0.1821
^{133m} Ce			1.6 h	β^+ , EC/		$\frac{1}{2}^+$			ann.rad.
									0.0769
									0.0973
									0.5577
¹³³ Ce		132.91152	5.4 h	β^+ /8/2.9 EC/92/	1.3/	9/2-			ann.rad.
									0.0584
									0.1308
									0.4722
									0.5104
¹³⁴ Ce		133.90892	3.16 d	EC/0.5		0+			La k x-ray
									0.1304
									0.1623
									0.6047
^{135m} Ce			20. s	IT./0.446		11/2-			Ce k x-ray
									0.0826
									0.1497
									0.2134
¹³⁵ Ce		134.90915	17.7 h	β^+ /1 /2.026 EC/99 /	0.8/	1/2+			La k x-ray
									0.0345
									0.2656
									0.3001
									0.6068
¹³⁶ Ce	0.185(2)	135.90717	$> 0.7 \times 10^{14}$ y	EC EC		0+			
^{137m} Ce			1.43 d	IT./99 /0.254 EC/0.8 /		11/2-	1.0		Ce k x-ray
									0.1693
									0.2543
¹³⁷ Ce		136.90781	9.0 h	β^+ /1.222		3/2+	0.96		La k x-ray
									0.4472
¹³⁸ Ce	0.251(2)	137.90599	$> 0.9 \times 10^{14}$ y	EC EC		0+			
^{139m} Ce			56.4 s	IT./0.7542		11/2-			Ce k x-ray
									0.7542
¹³⁹ Ce		138.90665	137.6 d	EC/0.28		3/2+	1.06		La k x-ray
¹⁴⁰ Ce	88.450(51)	139.905439				0+			0.16585
¹⁴¹ Ce		140.908276	32.50 d	β^- /0.581	0.436/69 0.581/31	7/2-	1.1		Pr k x-ray
									0.14544/48.0
¹⁴² Ce	11.114(51)	141.909244	$> 1.6 \times 10^{17}$ y	β^- β^-		0+			
¹⁴³ Ce		142.912386	1.38 d	β^- /1.462	1.404/ 1.110/47	3/2-	0.43		Pr k x-ray
									0.0574
									0.2933
¹⁴⁴ Ce		143.913647	284.6 d	β^- /0.319	0.185/20 0.318/	0+			Pr k x-ray
									0.0801
									0.1335
¹⁴⁵ Ce		144.91723	3.00 m	β^- /2.54	1.7/24 1.3	3/2-			Pr k x-ray
									0.0627
									0.7245
¹⁴⁶ Ce		145.9188	13.5 m	β^- /1.04	0.7/90	0+			Pr k x-ray

Elem. or Isot.	Natural Abundance (Atom %)	Atomic Mass or Weight	Half-life/ Resonance Width (MeV)	Decay Mode/ Energy (/MeV)	Particle Energy/ Intensity (MeV/%)	Spin ($h/2\pi$)	Nuclear Magnetic Mom. (nm)	Elect. Quadr. Mom. (b)	γ -Energy / Intensity (MeV/%)
									0.495
									0.632
¹³⁴ Pr		133.91571	17. m	β^+ , EC/6.2		2+			ann.rad./
									0.294
									0.495
¹³⁵ Pr		134.91311	24. m	β^+ , EC/3.7	2.5/	3/2+			ann.rad./
									0.0826
									0.2135
									0.2961
									0.5832
¹³⁶ Pr		135.91269	13.1 m	β^+ /57 /5.13 EC/43	2.98/	2+			ann.rad./
									Ce k x-ray
									0.5398
									0.5522
¹³⁷ Pr		136.91071	1.28 h	β^+ /26 /2.70 EC/74 /	1.68/	5/2+			ann.rad./
									Ce k x-ray
									0.4339
									0.5140
									0.8367
									(0.16–1.8)
^{138m} Pr			2.1 h	β^+ /24 / EC/76 /	1.65/	7-			ann.rad./
									Ce k x-ray
									0.3027
									0.7887
									1.0378
									(0.07–2.0)
¹³⁸ Pr		137.91075	1.45 m	β^+ /75 /4.44 EC/25 /	3.42/	1+			ann.rad./
									Ce k x-ray
									0.7887
¹³⁹ Pr		138.90894	4.41 h	β^+ /8 /2.129 EC/92 /	1.09/	5/2+			ann.rad./
									Ce k x-ray
									0.2551
									1.3473
									1.6307
¹⁴⁰ Pr		139.90908	3.39 m	β^+ /51 /3.39 EC/49 /	2.37/	1+			ann.rad./
									Ce k x-ray
									0.3069
									1.5965
¹⁴¹ Pr	100.	140.907653				5/2+	+4.275	-0.08	
^{142m} Pr			14.6 m	I.T./0.004	c.e.	5-	2.2		
¹⁴² Pr		141.910045	19.12 h	β^- /2.162 EC/0.744	0.58/4 2.16/96	2-	+0.234	+0.030	0.5088
									1.57580
¹⁴³ Pr		142.910817	13.57 d	β^- /0.934	0.933/	7/2+	+2.70	+0.8	0.7420
^{144m} Pr			7.2 m	IT/99+/0.059 β^- /		3-			Pr k x-ray
									0.0590
									0.6965
									0.8142
¹⁴⁴ Pr		143.913305	17.28 m	β^- /2.998	0.807/1 2.30/	0-			0.69649
									1.48912
									2.18562
¹⁴⁵ Pr		144.91451	5.98 h	β^- /1.81	1.80/97	7/2+			0.0725
									0.6758
									0.7483
¹⁴⁶ Pr		145.9176	24.2 m	β^- /4.2	2.2/30 3.7/10 4.2/40	2-			0.4539/48
									1.5247
¹⁴⁷ Pr		146.91900	13.4 m	β^- /2.69	1.5/	3/2+			0.3146/24.
					2.1/				0.5779/16
									0.6413/19.
^{148m} Pr			2.0 m	β^- /	4.0/	(4)			0.3016

Elem. or Isot.	Natural Abundance (Atom %)	Atomic Mass or Weight	Half-life/ Resonance Width (MeV)	Decay Mode/ Energy (/MeV)	Particle Energy/ Intensity (MeV/%)	Spin ($\hbar/2\pi$)	Nuclear Magnetic Mom. (nm)	Elect. Quadr. Mom. (b)	γ -Energy / Intensity (MeV/%)
¹³⁸ Nd		137.91195	5.1 h	EC/1.1		0+			Pr k x-ray 0.1995 0.3258
^{139m} Nd			5.5 h	I.T./12 /0.231 β^+ /88 /	1.17/	11/2-			Nd k x-ray Pr k x-ray 0.1139/34. 0.7382/30.
¹³⁹ Nd		138.91198	30. m	β^+ /25 /2.79 EC/75 /	1.77/	3/2+	0.91	+0.3	ann.rad./ Pr k x-ray 0.4050
¹⁴⁰ Nd		139.90955	3.37 d	EC /0.22		0+			Pr k x-ray
^{141m} Nd			1.04 m	IT/99+/0.756		11/2-			Nd k x-ray 0.7565
¹⁴¹ Nd		140.909610	2.49 h	EC/98 /1.823 β^+ /2 /	0.802/	3/2+	1.01	+0.3	Pr k x-ray (0.15–1.7)
¹⁴² Nd	27.153(39)	141.907723				0+			
¹⁴³ Nd	12.173(27)	142.909814				7/2-	-1.07	-0.60	
¹⁴⁴ Nd	23.798(18)	143.910087	2.1×10^{15} y	α	1.83	0+			
¹⁴⁵ Nd	8.293(12)	144.912574				7/2-	-0.66	-0.31	
¹⁴⁶ Nd	17.189(33)	145.913117				0+			
¹⁴⁷ Nd		146.916100	10.98 d	β^- /0.896	0.805/	5/2-	0.58	0.9	Pr k x-ray 0.53102 0.09111–0.686
¹⁴⁸ Nd	5.756(21)	147.916893				0+			
¹⁴⁹ Nd		148.920149	1.73 h	β^- /1.691	1.03/25 1.13/26 1.42/	5/2-	0.35	1.3	Pr k x-ray 0.1143/19. 0.2113/27. (0.026–1.6)
¹⁵⁰ Nd	5.638(29)	149.920891	1.4×10^{20} y	$\beta\text{-}\beta^-$		0+			
¹⁵¹ Nd		150.923829	12.4 m	β^- /2.442	1.2/	(3/2+)			Pm k x-ray 0.1168 0.2557 1.1806 (0.10–1.9)m
¹⁵² Nd		151.92468	11.4 m	β^- /1.1		0+			0.2785/29. 0.2501/18. (0.016–0.66)
¹⁵³ Nd		152.92770	28.9 s	β^- /3.6					0.418
¹⁵⁴ Nd		153.9295	25.9 s	β^- /2.8		0+			0.1519 0.7998
¹⁵⁵ Nd		154.9329	8.9 s	β^- /5.0					0.1807
¹⁵⁶ Nd		155.9350	5.5 s	β^- /4.1		0+			0.0848
¹⁵⁷ Nd		156.9390	> 0.3 μ s						
¹⁵⁸ Nd		157.9416	> 0.3 μ s			0+			
¹⁵⁹ Nd		158.946							
¹⁶⁰ Nd		159.949				0+			
¹⁶¹ Nd		160.954							
⁶¹Pm									
¹²⁸ Pm		127.9484	1.0 s	β^+ , p					ann.rad.
¹²⁹ Pm		128.9432	~ 2.4 s						
¹³⁰ Pm		129.9405	2.5 s	β^+ , EC/11.					0.1589 0.326–1.062
¹³¹ Pm		130.9359	~ 6.3 s	β^+					0.185 0.220 0.146
¹³² Pm		131.9338	6. s	β^+ , EC/10.					ann.rad./
¹³³ Pm		132.92978	12. s	β^+ , EC/~ 7.0					ann.rad./
¹³⁴ Pm		133.9284	24. s	β^+ , EC/~ 8.9		(5+)			ann.rad./

Elem. or Isot.	Natural Abundance (Atom %)	Atomic Mass or Weight	Half-life/ Resonance Width (MeV)	Decay Mode/ Energy (/MeV)	Particle Energy/ Intensity (MeV/%)	Spin ($h/2\pi$)	Nuclear Magnetic Mom. (nm)	Elect. Quadr. Mom. (b)	γ -Energy / Intensity (MeV/%)
¹⁵⁰ Pm		149.92098	2.68 h	β^- /3.45	1.6/ 2.3/ 1.8/	(1-)			0.3339/69. 1.1658/16. 1.3245/17. (0.25-2.9)
¹⁵¹ Pm		150.92121	1.183 d	β^- /1.187	0.84/	5/2+	+1.8	1.9	0.1677/8 0.2751/7 0.3401/22
^{152m2} Pm			15. m	β^- , I.T./		(>6)			(0.14-1.4)
^{152m1} Pm			7.5 m	β^- /		(4-)			0.1218 0.2447 0.3404 1.0971 1.4375
¹⁵² Pm		151.92350	4.1 m	β^- /3.5	3.5/20 3.50/60	1+			0.1218 (0.12-2.1)
¹⁵³ Pm		152.92412	5.4 m	β^- /1.90	1.7/	(5/2-)			0.0910 0.1198 0.1273
^{154m} Pm			2.7 m	β^- /	2.0/				0.0820 0.1848 1.4403
¹⁵⁴ Pm		153.92646	1.7 m	β^- /4.1	1.9/				0.0820 0.8396 1.3940 2.0589 (0.08-2.8)
¹⁵⁵ Pm		154.92810	48. s	β^- /3.2		(5/2-)			(0.05-0.78)
¹⁵⁶ Pm		155.93106	26.7 s	β^- /5.16					
¹⁵⁷ Pm		156.9330	10.9 s	β^- /4.6					
¹⁵⁸ Pm		157.9366	5. s	β^- /6.3					
¹⁵⁹ Pm		158.9390	1.5 s						(0.072-0.261)
¹⁶⁰ Pm		159.9430							
¹⁶¹ Pm		160.9459							
¹⁶² Pm		161.950							
¹⁶³ Pm		162.954							
⁶²Sm		150.36(2)							
¹²⁹ Sm		128.954	~ 0.55 s	β^+ , p					
¹³⁰ Sm		129.9489				0+			
¹³¹ Sm		130.9461	1.2 s	β^+ , EC/					ann.rad./
¹³² Sm		131.9407	4.0 s	β^+		0+			
¹³³ Sm		132.9387	2.9 s	β^+ , EC/~ 8.4		5/2+			ann.rad./ 0.3696 0.0845
¹³⁴ Sm		133.9340	11. s	β^+ , EC/5.		0+			ann.rad./
¹³⁵ Sm		134.9325	10. s	β^+ , EC/7.		7/2+			ann.rad./
¹³⁶ Sm		135.92828	42. s	β^+ , EC/4.5		0+			ann.rad./
¹³⁷ Sm		136.92697	45. s	β^+ , EC/6.1					ann.rad./
¹³⁸ Sm		137.92324	3.0 m	β^+ , EC/3.9		0+			ann.rad./ 0.0536 0.0747
^{139m} Sm			10. s	I.T./94 /0.457 β^+ /6 /	4.7	(11/2-)	1.1		Sm k x-ray 0.1118 0.1553 0.1901 0.2673
¹³⁹ Sm		138.92230	2.6 m	β^+ /75 /5.5 EC/25 /	4.1/	½+	-0.53		Pm k x-ray 0.3678 0.4028

Elem. or Isot.	Natural Abundance (Atom %)	Atomic Mass or Weight	Half-life/ Resonance Width (MeV)	Decay Mode/ Energy (/MeV)	Particle Energy/ Intensity (MeV/%)	Spin ($h/2\pi$)	Nuclear Magnetic Mom. (nm)	Elect. Quadr. Mom. (b)	γ -Energy / Intensity (MeV/%)
¹⁴⁰ Sm		139.91900	14.8 m	β^+ , EC/3.4	1.9/	0+			(0.27–2.4) ann.rad./ Pm k x-ray 0.1396 0.2255 (0.07–1.7)
^{141m} Sm			22.6 m	β^+ /32 / EC/68 / I.T./0.3 /0.1758	1.6/ 2.19/	11/2-	-0.83	+1.6	ann.rad./ Pm k x-ray 0.1966 0.4318 0.7774
¹⁴¹ Sm		140.91848	10.2 m	β^+ /52 /4.54 EC/48 /	3.2/	½+	-0.74		ann.rad./ Pm k x-ray 0.4382
¹⁴² Sm		141.91520	1.208 h	β^+ /6 /2.10 EC/94 /	1.0/	0+			ann.rad./ Pm k x-ray
^{143m} Sm			1.10 m	IT/99/0.7540		11/2-			Sm k x-ray 0.7540
¹⁴³ Sm		142.914628	8.83 m	β^+ /46 /3.443 EC/54 /	2.47/	3/2+	+1.01	+0.4	ann.rad./ Pm k x-ray 1.0565
¹⁴⁴ Sm	3.083(20)	143.911999				0+			
¹⁴⁵ Sm		144.913410	340. d	EC/0.617		7/2-	-1.12	-0.60	Pm k x-ray 0.0613 0.4924
¹⁴⁶ Sm		145.913041	1.03×10^8 y	α /	2.50/	0+			
¹⁴⁷ Sm	15.017(75)	146.914898	1.06×10^{11} y	α /	2.23/	7/2-	-0.815	-0.26	
¹⁴⁸ Sm	11.254(51)	147.914823	7×10^{15} y	α /	1.96/	0+			
¹⁴⁹ Sm	13.830(56)	148.917185	10^{16} y	α /		7/2-	-0.672	+0.075	
¹⁵⁰ Sm	7.351(36)	149.917276				0+			
¹⁵¹ Sm		150.919932	90. y	β^- /0.0768	0.076/	5/2-	-0.363	+0.7	0.02154
¹⁵² Sm	26.735(48)	151.919732				0+			
¹⁵³ Sm		152.922097	1.929 d	β^- /0.808	0.64/ 0.69/	3/2+	-0.0216	+1.3	Eu k x-ray 0.0697/4.7 0.10318/29 0.075–0.714
¹⁵⁴ Sm	22.730(78)	153.922209				0+			
¹⁵⁵ Sm		154.924640	22.2 m	β^- /1.627	1.52	3/2-		1.1	Eu k x-ray 0.1043/75.
¹⁵⁶ Sm		155.92553	9.4 h	β^- /0.72	0.43/ 0.71/	0+			0.0872 0.1657 0.2038
¹⁵⁷ Sm		156.92836	8.0 m	β^- /2.7	2.4/	3/2-			Eu k x-ray 0.1964 0.1978 0.3942
¹⁵⁸ Sm		157.9300	5.5 m	β^- /2.0		0+			0.1894/100. 0.3636/82.
¹⁵⁹ Sm		158.9332	11.3 s	β^- /3.8					0.1898
¹⁶⁰ Sm		159.9351	9.6 s	β^- /3.6		0+			0.110
¹⁶¹ Sm		160.9388	~ 4.8 s						0.264
¹⁶² Sm		161.941	2.4 s			0+			(0.036-0.741)
¹⁶³ Sm		162.945							
¹⁶⁴ Sm		163.948				0+			
¹⁶⁵ Sm		164.953							
⁶³Eu		151.964(1)							
¹³⁰ Eu		129.964	0.9 ms	p	1.027/				
¹³¹ Eu		130.9578	~ 26. ms	β^+ , p	p/0.95				

Elem. or Isot.	Natural Abundance (Atom %)	Atomic Mass or Weight	Half-life/ Resonance Width (MeV)	Decay Mode/ Energy (/MeV)	Particle Energy/ Intensity (MeV/%)	Spin ($h/2\pi$)	Nuclear Magnetic Mom. (nm)	Elect. Quadr. Mom. (b)	γ -Energy / Intensity (MeV/%)
^{150m} Eu			12.8 h	β^- /92 /	1.013/	0-			Sm k x-ray
				β^+ /0.4 /	1.24/				0.3339
				EC/8 /					0.4065
¹⁵¹ Eu	47.81(6)	150.919850				5/2+	+3.472	+0.90	
^{152m2} Eu			1.60 h	I.T./0.1478		8-			Eu k x-ray
									0.0898
^{152m1} Eu			9.30 h	β^- /72 /	1.85/	0-			Sm k x-ray
				EC/28 /	0.89/				0.12178
									0.84153
									0.96334
¹⁵² Eu		151.921745	13.5 y	EC/72 /1.874	0.69/	3-	-1.941	+2.71	Sm k x-ray
				β^- /28 /1.818	1.47/				Gd k x-ray
									0.12178
									0.34427
									1.40802
									(0.252–1.528)
¹⁵³ Eu	52.19(6)	152.921230				5/2+	+1.533	+2.41	
^{154m} Eu			46.1 m	I.T./~ 0.16		8-			Eu k x-ray
									0.0682
									0.1009
¹⁵⁴ Eu		153.922979	8.59 y	β^- /99.9/1.969	0.27/29	3-	-2.01	+2.8	Gd k x-ray
				EC/0.02/0.717	0.58/38				0.12299/40.
					0.84/17				0.72331/20.
					0.98/4				1.2745/36
					1.87/11				(0.059-1.90)
¹⁵⁵ Eu		154.922893	4.76 y	β^- /0.252	0.15/	5/2+	+1.52	+2.4	Gd k x-ray
									0.0865/30
									0.1053/20
¹⁵⁶ Eu		155.92475	15.2 d	β^- /2.451	0.30/11	1+	\approx 1.1		0.08899/9.
					0.49/30				0.64623/7.
					1.2/12				0.723441/6.
					2.45/31				0.8118/10.
¹⁵⁷ Eu		156.92542	15.13 h	β^- /1.36	0.98/	(5/2+)	+1.50	+2.6	Gd k x-ray
					1.30/41				0.0639/100.
									0.3705/48.
									0.4107/76.
¹⁵⁸ Eu		157.9279	45.9 m	β^- /3.5	2.5/	(1-)	+1.44	+0.7	0.0795
									0.8976
									0.9442
									0.9771
¹⁵⁹ Eu		158.92909	18.1 m	β^- /2.51	2.4/	(5/2+)	+1.38	+2.7	0.0678
					2.57/				0.0786
									0.0957
¹⁶⁰ Eu		159.9320	38. s	β^- /4.1	2.7/	(0-)			0.0753
					4.1/				0.1735
									0.4131
									0.5155
									0.8217
									0.9110
									0.9246
¹⁶¹ Eu		160.9337	27. s	β^- /3.7					0.0719
¹⁶² Eu		161.9370	11. s	β^- /5.6					
¹⁶³ Eu		162.9392							
¹⁶⁴ Eu		163.943							
¹⁶⁵ Eu		164.946							
¹⁶⁶ Eu		165.950							
¹⁶⁷ Eu		166.953							
⁶⁴ Gd		157.25(3)							

Elem. or Isot.	Natural Abundance (Atom %)	Atomic Mass or Weight	Half-life/ Resonance Width (MeV)	Decay Mode/ Energy (/MeV)	Particle Energy/ Intensity (MeV/%)	Spin ($\hbar/2\pi$)	Nuclear Magnetic Mom. (nm)	Elect. Quadr. Mom. (b)	γ -Energy / Intensity (MeV/%)
¹³⁵ Gd		134.953	1.1 s	β^+					(0.163–0.360)
¹³⁶ Gd		135.9473				0+			
¹³⁷ Gd		136.9450	7. s	EC, β^+ /~ 8.8					ann.rad./
¹³⁸ Gd		137.9401	~ 4.7 s	EC, β^+		0+			0.0647
^{139m} Gd			~ 4.8 s						0.1216
¹³⁹ Gd		138.9382	5. s	EC, β^+ /~ 7.7					0.104–0.323
¹⁴⁰ Gd		139.93367	16. s	EC/4.8		0+			0.1748
^{141m} Gd			25. s	EC, β^+ /		11/2-			ann.rad./
¹⁴¹ Gd		140.93213	21. s	β^+ /7.3		1/2+			ann.rad./
¹⁴² Gd		141.92812	1.17 m	EC, β^+ /4.2		0+			ann.rad./
^{143m} Gd			1.84 m	β^+ /67 /		11/2-			ann.rad./
				EC/33 /					Eu k x-ray
				I.T./					0.1176
									0.2719
									0.5880
									0.6681
									0.7999
¹⁴³ Gd		142.9268	39. s	β^+ /82 /6.0		1/2+			ann.rad./
				EC/18 /					Eu k x-ray
									0.2048
									0.2588
¹⁴⁴ Gd		143.92296	4.5 m	β^+ /45 /4.3	3.3/	0+			ann.rad./
				EC/55 /					Eu k x-ray
									0.3332
^{145m} Gd			1.44 m	I.T./95 /0.749		11/2-	-1.0		0.0273
				β^+ /4 /5.7					0.3295
									0.3866
									0.7214
¹⁴⁵ Gd		144.92171	23.4 m	β^+ /33 /5.05	2.5/	1/2+	-0.74		ann.rad./
				EC/67 /					Eu k x-ray
									1.7579
									1.8806
									(0.32–3.69)
¹⁴⁶ Gd		145.918311	48.3 d	EC/99.9 /1.03	0.35/	0+			Eu k x-ray
				β^+ /0.2					0.1147
									0.1155
									0.1546
¹⁴⁷ Gd		146.919094	1.588 d	EC/99.8 /2.188	0.93/	7/2-	1.0		Eu k x-ray
				EC/0.2 /					0.2293
									0.3699
									0.3960
									0.9289
									(0.1–1.8)
¹⁴⁸ Gd		147.918115	71. y	α /3.27	3.1828/	0+			
¹⁴⁹ Gd		148.919341	9.3 d	EC/1.32		7/2-	0.9		Eu k x-ray
									0.1496
									0.2985
									0.3465
¹⁵⁰ Gd		149.91866	1.8×10^6 y	α /2.80	2.73/	0+			
¹⁵¹ Gd		150.920348	124. d	EC/0.464		7/2-	0.8		Eu k x-ray
									0.1536
									0.2432
¹⁵² Gd	0.20(1)	151.919791				0+			
¹⁵³ Gd		152.921750	240. d	EC/0.485		3/2-	0.4		Eu k x-ray
									0.09743
									0.10318
¹⁵⁴ Gd	2.18(3)	153.920867				0+			
¹⁵⁵ Gd	14.80(12)	154.922622				3/2-	-0.259	+1.30	
¹⁵⁶ Gd	20.47(9)	155.922123				0+			
¹⁵⁷ Gd	15.65(2)	156.923960				3/2-	-0.340	+1.36	

Elem. or Isot.	Natural Abundance (Atom %)	Atomic Mass or Weight	Half-life/ Resonance Width (MeV)	Decay Mode/ Energy (/MeV)	Particle Energy/ Intensity (MeV/%)	Spin ($h/2\pi$)	Nuclear Magnetic Mom. (nm)	Elect. Quadr. Mom. (b)	γ -Energy / Intensity (MeV/%)
¹⁴⁸ Tb		147.92427	1.00 h	$\beta+$, EC/5.69		2-	-1.75	-0.3	0.8824 ann.rad./ Gd k x-ray
									0.4888 0.7845 (0.14-3.8)
^{149m} Tb			4.16 m	EC/88 / $\beta+$ /12 /		11/2-			ann.rad./ Gd k x-ray
									0.1650 0.7960
¹⁴⁹ Tb		148.923246	4.13 h	$\beta+$ /4 /3.636 α /16/	1.8/ 3.97/	$\frac{1}{2}+$	+1.35		Gd k x-ray
									0.1650 0.3522 0.3886 (0.1-3.2)
^{150m} Tb			6.0 m	$\beta+$ /17 / EC/83 /					ann.rad./ Gd k x-ray
									0.4384 0.6380 0.6504 0.8275
¹⁵⁰ Tb		149.92366	3.3 h	$\beta+$, EC/4.66		2-	-0.90		ann.rad./
									0.4963 0.6380 (0.3-4.29)
^{151m} Tb			25. s	I.T./95 / $\beta+$, EC/7 /		11/2-			0.0229
									0.0495 0.3797 0.8305
¹⁵¹ Tb		150.923103	17.61 h	$\beta+$ /1 /2.565 EC/99 /	0.70/	1/2+	+0.92		Gd k x-ray
									0.1083 0.2517 0.2870 (0.1-1.8)
^{152m} Tb			4.3 m	I.T./79 /0.5018 EC/21 /4.35		(8+)			Tb k x-ray
									Gd k x-ray
									0.2833 0.3443 0.4111
¹⁵² Tb		151.92407	17.5 h	$\beta+$ /20 /3.99 EC/80 /	2.5/ 2.8/	2-	-0.58	+0.3	ann.rad./
									Gd k x-ray
									0.3443 (0.2-2.88)
¹⁵³ Tb		152.923435	2.34 d	EC/1.570		5/2+	+3.44	+1.1	Gd k x-ray
									0.2119 (0.05-1.1)
^{154m2} Tb			23.1 h	EC/98 / I.T./2 /		(7-)	0.9		Gd k x-ray
									0.1231 0.2479 0.3467 1.4199
^{154m1} Tb			9. h	$\beta+$ /78 / I.T./22 /		(3-)	1.7	+3.	Gd k x-ray
									0.1231 0.2479 0.5401 (0.12-2.57)
¹⁵⁴ Tb		153.92468	21.5 h	EC/99 /3.56 $\beta+$ /1 /	1.86/ 2.45	0-			Gd k x-ray
									0.1231 1.2744 2.1872

Elem. or Isot.	Natural Abundance (Atom %)	Atomic Mass or Weight	Half-life/ Resonance Width (MeV)	Decay Mode/ Energy (/MeV)	Particle Energy/ Intensity (MeV/%)	Spin ($h/2\pi$)	Nuclear Magnetic Mom. (nm)	Elect. Quadr. Mom. (b)	γ -Energy / Intensity (MeV/%)
¹⁵⁵ Tb		154.92351	5.3 d	EC/0.82		3/2+	+2.01	+1.41	(0.12–3.14) Gd k x-ray 0.08654 0.10530
^{156m2} Tb			1.02 d	I.T./		(7-)			Tb k x-ray 0.0496
^{156m1} Tb			5.3 h	I.T./0.0884		(0+)			Tb k x-ray 0.0884
¹⁵⁶ Tb		155.924747	5.3 d	EC/2.444		3-	~ 1.7	+2.	Gd k x-ray 0.08896 0.19921 0.53435 1.22245
¹⁵⁷ Tb		156.924025	1.1×10^2 y	EC/0.0601		3/2+	+2.01	+1.4	Gd k x-ray 0.0545
^{158m} Tb			10.5 s	I.T./0.11		0-			Gd k x-ray 0.0110
¹⁵⁸ Tb		157.925413	1.8×10^2 y	EC/80 /1.220 β^- /20 /0.937		3-	+1.76	+2.7	Gd k x-ray 0.0795 0.9442 0.9621
¹⁵⁹ Tb	100.	158.925347				3/2+	+2.014	+1.43	
¹⁶⁰ Tb		159.927168	72.3 d	β^- /1.835	0.57/47 0.86/27	3-	+1.79	3.8	Dy k x-ray 0.08678 0.29857 0.87936 0.96615
¹⁶¹ Tb		160.927570	6.91 d	β^- /0.593	0.46/23 0.52/66 0.6/10	3/2+	2.2	+1.2	Dy k x-ray 0.02565 0.04892 0.07458
¹⁶² Tb		161.92949	7.6 m	β^- /2.51	1.4	(1/2-)			Dy k x-ray 0.2600 0.8075 0.8882
¹⁶³ Tb		162.930648	19.5 m	β^- /1.785	0.80/	3/2+			Dy k x-ray 0.3511 0.3897 0.4945
¹⁶⁴ Tb		163.9334	3.0 m	β^- /3.9	1.7/	(5+)			Dy k x-ray 0.1689 0.2157 0.6110 0.6885 0.7548
¹⁶⁵ Tb		164.9349	2.1 m	β^- /3.0		3/2+			0.5389 1.1785 1.2920 1.6648
¹⁶⁶ Tb		165.9380	26 s	β^- /					
¹⁶⁷ Tb		166.9401	19 s						0.057 0.070
¹⁶⁸ Tb		167.944	8 s						0.075–0.227
¹⁶⁹ Tb		168.946							
¹⁷⁰ Tb		169.950							
¹⁷¹ Tb		170.953							
⁶⁶Dy		162.500(1)							
¹³⁹ Dy		138.960	0.6 s	β^+ , p					

Elem. or Isot.	Natural Abundance (Atom %)	Atomic Mass or Weight	Half-life/ Resonance Width (MeV)	Decay Mode/ Energy (/MeV)	Particle Energy/ Intensity (MeV/%)	Spin ($\hbar/2\pi$)	Nuclear Magnetic Mom. (nm)	Elect. Quadr. Mom. (b)	γ -Energy / Intensity (MeV/%)
¹⁴⁰ Dy		139.954				0+			
¹⁴¹ Dy		140.9514	0.9 s	EC, β^+ /9.					
¹⁴² Dy		141.9464	2.3 s	EC, β^+ /7.1		0+			
¹⁴³ Dy		142.9438	3.9 s	EC, β^+ /~ 8.8					
¹⁴⁴ Dy		143.93925	9.1 s	EC, β^+ /~ 6.2		0+			
^{145m} Dy		144.9365	14. s	EC, β^+		11/2-			
^{146m} Dy			0.15 s	I.T.		10+			
¹⁴⁶ Dy		145.93285	30. s	EC, β^+ /5.2		0+			
^{147m} Dy			56. s	I.T./40 / β^+ , EC/60 /		(11/2-)	-0.66	+0.7	Dy k x-ray 0.072 0.6787
¹⁴⁷ Dy		146.93109	75. s	EC, β^+ /6.37		$\frac{1}{2}+$	-0.92		ann.rad./ 0.1007 0.2534 0.3653
¹⁴⁸ Dy		147.92715	3.1 m	β^+ /4 /2.68 EC/96 /	1.2/	0+			ann.rad./ Tb k x-ray 0.6202
¹⁴⁹ Dy		148.92731	4.2 m	β^+ , EC/3.81		(7/2-)	-0.12	-0.62	ann.rad./ 0.1008 0.1063 0.2534 0.6536 0.7894 1.7765 1.8062
¹⁵⁰ Dy		149.925585	7.18 m	β^+ , EC/67 /1.79 α /33 /	4.233/	0+			Tb k x-ray 0.3967
¹⁵¹ Dy		150.926185	17. m	β^+ /5 /2.871 EC/89 / α /6 /	4.067/	7/2-	-0.95	-0.30	Tb k x-ray 0.1764 0.3030 0.3861 0.5463 (0.16-2.09)
¹⁵² Dy		151.92472	2.37 h	EC/0.60 α /	3.63/	0+			Tb k x-ray 0.2569
¹⁵³ Dy		152.925765	6.3 h	β^+ /1 /2.171 EC/99 / α /0.01 /	0.89/ 3.46/	(7/2-)	-0.78	~-0.15	Tb k x-ray 0.0807 0.0997 0.2137 (0.08-1.66)
¹⁵⁴ Dy		153.92442	$3. \times 10^6$ y	α /2.95	2.87/	0+			
¹⁵⁵ Dy		154.92575	9.9 h	β^+ /2 /2.095 EC/98 /	0.845/	3/2-	-0.385	+1.04	Tb k x-ray 0.0655 0.2269
¹⁵⁶ Dy	0.056(3)	155.92428				0+			
¹⁵⁷ Dy		156.92547	8.1 h	EC/1.34		3/2-	-0.301	+1.30	Tb k x-ray (0.0609-1.319)
¹⁵⁸ Dy	0.095(3)	157.924409				0+			
¹⁵⁹ Dy		158.925739	144. d	EC/0.366		3/2-	-0.354	+1.37	Tb k x-ray 0.3262
¹⁶⁰ Dy	2.329(18)	159.925198				0+			
¹⁶¹ Dy	18.889(42)	160.926933				5/2+	-0.480	+2.51	
¹⁶² Dy	25.475(36)	161.926798				0+			
¹⁶³ Dy	24.896(42)	162.928731				5/2-	+0.673	+2.65	
¹⁶⁴ Dy	28.260(54)	163.929175				0+			
^{165m} Dy			1.26 m	I.T./98 /0.108 β^- /2 /		1/2-			Dy k x-ray 0.1082 0.5155
¹⁶⁵ Dy		164.931703	2.33 h	β^- /1.286	1.29/	7/2+	-0.52	+3.5	Ho k x-ray

Elem. or Isot.	Natural Abundance (Atom %)	Atomic Mass or Weight	Half-life/ Resonance Width (MeV)	Decay Mode/ Energy (/MeV)	Particle Energy/ Intensity (MeV/%)	Spin ($h/2\pi$)	Nuclear Magnetic Mom. (nm)	Elect. Quadr. Mom. (b)	γ -Energy / Intensity (MeV/%)
¹⁶⁶ Dy		165.932807	3.400 d	β^- /0.486	0.40/	0+			0.09468/3.8 Ho k x-ray 0.0282 0.0825
¹⁶⁷ Dy		166.9357	6.2 m	β^- /~ 2.35	1.78	(1/2-)			Ho k x-ray 0.2593 0.3103 0.5697 (0.06-1.4)
¹⁶⁸ Dy		167.9371	8.5 m	β^- /1.6		0+			Ho k x-ray 0.1925 0.4867
¹⁶⁹ Dy		168.9403	~ 39. s	β^- /3.2					
¹⁷⁰ Dy		169.9424				0+			
¹⁷¹ Dy		170.9462							
¹⁷² Dy		171.9488				0+			
¹⁷³ Dy		172.953							
⁶⁷Ho		164.93032(2)							
¹⁴⁰ Ho		139.969	6 ms	p/	p/1.09				
^{141m} Ho			8 μ s	p/	p/1.23				
¹⁴¹ Ho		140.963	4.2 ms	β^+ , p	p/1.71				
¹⁴² Ho		141.960	0.4 s	EC/ β^+ , p					0.307
¹⁴³ Ho		142.9546	> 0.2 μ s						
¹⁴⁴ Ho		143.9515	0.7 s	β^+ , EC/12					
¹⁴⁵ Ho		144.9472	2.4 s	β^+					
¹⁴⁶ Ho		145.9446	3.3 s	β^+ , EC/10.7		(10+)			ann.rad./
¹⁴⁷ Ho		146.94006	5.8 s	β^+ , EC/8.2		11/2-			ann.rad./
^{148m} Ho			9. s	β^+ , EC/		4-			ann.rad./
¹⁴⁸ Ho		147.9377	2. s	β^+ , EC/9.4		1+			ann.rad./ 0.6615 1.6883
^{149m} Ho			21. s	β^+ , EC/		11/2-			ann.rad./ 1.0733 1.0911
¹⁴⁹ Ho		148.93378	> 30. s	β^+ , EC/6.01		1/2+			
^{150m} Ho			25. s	β^+ , EC/		(9+)			ann.rad./ 0.3939 0.5511 0.6534 0.8034
¹⁵⁰ Ho		149.93350	1.3 m	β^+ , EC/6.6					ann.rad./ 0.5913 0.6534 0.8034
^{151m} Ho			47. s	β^+ , EC/87 / α /13	4.605/				ann.rad./ 0.2102 0.4889 0.6948 0.7762
¹⁵¹ Ho		150.93169	35.2 s	β^+ , EC/80/5.13 α /20 /	4.519/				ann.rad./ 0.3522 0.5274 0.9676 1.0471
^{152m} Ho			50. s	β^+ , EC/90/ α /10/	4.453/	(9+)	+5.9	-1.	ann.rad./ 0.4929 0.6138 0.6474

Elem. or Isot.	Natural Abundance (Atom %)	Atomic Mass or Weight	Half-life/ Resonance Width (MeV)	Decay Mode/ Energy (/MeV)	Particle Energy/ Intensity (MeV/%)	Spin ($h/2\pi$)	Nuclear Magnetic Mom. (nm)	Elect. Quadr. Mom. (b)	γ -Energy / Intensity (MeV/%)
¹⁵⁷ Er		156.93192	25. m	$\beta+$, EC/3.5		3/2-	-0.412	+0.92	ann.rad./ 0.117 0.385 1.320 1.660 1.820 2.000
¹⁵⁸ Er		157.92989	2.2 h	EC/99.5 /1.78 $\beta+$ /0.5 /	0.74/	0+			Ho k x-ray 0.0719 0.2486 0.3868
¹⁵⁹ Er		158.930684	36. m	$\beta+$ /7 /2.769 EC/93 /		3/2-	-0.304	+1.17	ann.rad./ Ho k x-ray 0.6245 0.6493 (0.07–2.5)
¹⁶⁰ Er		159.92908	1.191 d	EC/0.33		0+			Ho k x-ray (0.05–0.96)
¹⁶¹ Er		160.93000	3.21 h	EC/2.00		3/2-	-0.37	+1.36	Ho k x-ray 0.8265 (0.07–1.74)
¹⁶² Er	0.139(5)	161.928778				0+			
¹⁶³ Er		162.93003	1.25 h	EC/1.210		5/2-	+0.557	+2.55	Ho k x-ray 0.4361 0.4399 1.1135
¹⁶⁴ Er	1.601(3)	163.929200				0+			
¹⁶⁵ Er		164.930726	10.36 h	EC/0.376		5/2-	+0.643	+2.71	Ho k x-ray
¹⁶⁶ Er	33.503(36)	165.930293				0+			
^{167m} Er			2.27 s	I.T./0.208		½-			Er k x-ray 0.2078
¹⁶⁷ Er	22.869(9)	166.932048				7/2+	-0.5639	+3.57	
¹⁶⁸ Er	26.978(18)	167.932370				0+			
¹⁶⁹ Er		168.934590	9.40 d	$\beta-$ /0.351	0.35/~ 100	½-	+0.485		Tm k x-ray 0.1098 0.1182
¹⁷⁰ Er	14.910(36)	169.935464				0+			
¹⁷¹ Er		170.938030	7.52 h	$\beta-$ /1.491		5/2-	0.66	2.9	Tm k x-ray 0.11160 0.29591 0.30832 (0.08–1.4)
¹⁷² Er		171.939356	2.05 d	$\beta-$ /0.891	0.28/48 0.36/46	0+			Tm k x-ray 0.0597 0.4073 0.6101
¹⁷³ Er		172.9424	1.4 m	$\beta-$ /2.6		(7/2-)			Tm k x-ray 0.1928 0.1992 0.8952
¹⁷⁴ Er		173.9442	3.1 m	$\beta-$ /1.8		0+			Tm k x-ray (0.100–0.152)
¹⁷⁵ Er		174.9478	1.2 m	$\beta-$					(0.0765–1.168)
¹⁷⁶ Er		175.9501				0+			
¹⁷⁷ Er		176.954							
⁶⁹Tm		168.93421(2)							
¹⁴⁴ Tm			~ 1.9 μ s	p	1.70, 1.43				
¹⁴⁵ Tm		144.9701	3.1 μ s	p// ~ 10	1.73/91				

Elem. or Isot.	Natural Abundance (Atom %)	Atomic Mass or Weight	Half-life/ Resonance Width (MeV)	Decay Mode/ Energy (/MeV)	Particle Energy/ Intensity (MeV/%)	Spin ($h/2\pi$)	Nuclear Magnetic Mom. (nm)	Elect. Quadr. Mom. (b)	γ -Energy / Intensity (MeV/%)
^{146m} Tm			0.198 s	$\beta+$, p	1.4/9 p/1.118/100				
					1.01/ 0.89/8				
¹⁴⁶ Tm	145.9664		0.08 s	$\beta+$ /14. p	p/1.19/100 1.01/28 0.94/22				
^{147m} Tm			0.4 ms	$\beta+$, p	p/1.115				
¹⁴⁷ Tm	146.9610		0.56 s	EC, $\beta+$ /85 p/15/	~ 10.7 1.052/				
^{148m} Tm	147.9578		0.7 s	$\beta+$, EC/12.					ann.rad./
¹⁴⁸ Tm									
¹⁴⁹ Tm	148.9527		0.9 s	$\beta+$, EC/~ 9.2		11/2-			
¹⁵⁰ Tm	149.9500		2.3 s	$\beta+$, EC/~ 11.5		6-			(0.1007-2.177)
¹⁵¹ Tm	150.94548		4. s	$\beta+$, EC/7.5					ann.rad./
^{152m} Tm			8. s	$\beta+$, EC/		9+			
¹⁵² Tm	151.9444		5. s	$\beta+$, EC/8.8					ann.rad./
¹⁵³ Tm	152.94201		1.6 s	$\beta+$, EC/10 /6.46 α /90 /	5.109/				ann.rad./
^{154m} Tm			3.3 s	$\beta+$, EC/15 / α /	α /5.031/100 4.84/0.24				ann.rad./ 0.4605-0.7960
¹⁵⁴ Tm	153.94157		8.1 s	$\beta+$, EC/56 /7.4 α /44 /	α /4.956/100 4.83/0.45				ann.rad./
¹⁵⁵ Tm	154.93920		30. s	$\beta+$, EC/5.58 α /	4.46/				0.0315 0.0638 0.0881 0.2268 0.5320 0.6067
^{156m} Tm			19. s	α /	4.46/				
¹⁵⁶ Tm	155.93898		1.40 m	$\beta+$, EC/7.6 α /	4.23/	2-	+0.40	-0.5	ann.rad./ 0.3446 0.4529 0.5860
¹⁵⁷ Tm	156.93697		3.6 m	$\beta+$, EC/4.5 α /	2.6 3.97/	½	+0.48		ann.rad./ 0.1104 0.3484 0.3855 0.4550 (0.1-1.58)
¹⁵⁸ Tm	157.93698		4.0 m	$\beta+$, EC/74 /6.5 EC/26 /		(2-)	+0.04	+0.7	ann.rad./ Er k x-ray 0.1921 0.3351 0.6280 1.1498 (0.18-2.81)
¹⁵⁹ Tm	158.93498		9.1 m	$\beta+$ /23 /3.9 EC/77 /		5/2+	+3.42	+1.9	ann.rad./ Er k x-ray 0.0591 0.0848 0.2713 (0.05-1.27)
^{160m} Tm			1.24 m	IT		(5)			
¹⁶⁰ Tm	159.93526		9.4 m	$\beta+$ /15 /5.9 EC/85 /		1-	+0.16	+0.58	ann.rad./ Er k x-ray 0.1264 0.2642 0.7285 0.8544

Elem. or Isot.	Natural Abundance (Atom %)	Atomic Mass or Weight	Half-life/ Resonance Width (MeV)	Decay Mode/ Energy (/MeV)	Particle Energy/ Intensity (MeV/%)	Spin ($h/2\pi$)	Nuclear Magnetic Mom. (nm)	Elect. Quadr. Mom. (b)	γ -Energy / Intensity (MeV/%)
									0.8614
									1.3685
¹⁶¹ Tm		160.93355	31. m	β^+ , EC/3.2		7/2+	+2.40	+2.9	ann.rad./ Er k x-ray
									0.0595
									0.0844
									1.6481
									(0.04–2.15)
^{162m} Tm			24. s	I.T./90 / β^+ , EC/10 /		5+			Tm k x-ray
									Er k x-ray
									0.0669
									0.8115
									0.9003
¹⁶² Tm		161.93400	21.7 m	β^+ /8 /4.81 EC/92 /		1-	+0.07	+0.69	ann.rad./ Er k x-ray
									0.1020
									0.7987
									(0.1–3.75)
¹⁶³ Tm		162.93265	1.81 h	EC/98 /2.439 β^+ /1 /		½+	-0.082		Er k x-ray
									0.0692
									0.1043
									0.2414
^{164m} Tm			5.1 m	I.T./80 / β^+ , EC/20 /		6-			0.0914
									0.1394
									0.2081
									0.2405
									0.3149
¹⁶⁴ Tm		163.93356	2.0 m	β^+ /36 /3.96 EC/64 /	2.94/	1+	+2.38	+0.71	ann.rad./ Er k x-ray
									0.0914
¹⁶⁵ Tm		164.932435	1.253 d	EC/1.593		½+	-0.139		Er k x-ray
									0.0472
									0.0544
									0.29728
									0.80636
¹⁶⁶ Tm		165.93355	7.70 h	EC/98 /3.04 β^+ /2 /		2+	+0.092	+2.14	Er k x-ray
									0.0806
									0.1844
									0.7789
									1.2734
									2.0524
¹⁶⁷ Tm		166.932852	9.24 d	EC/0.748		½+	-0.197		Er k x-ray
									0.0571
									0.20778
¹⁶⁸ Tm		167.934173	93.1 d	EC/1.679		3+	+0.23	+3.2	Er k x-ray
									0.19825
									0.4475
									0.81595
¹⁶⁹ Tm	100	168.934213				½+	-0.232	-1.2	
¹⁷⁰ Tm		169.935801	128.6 d	β^- /99.8/0.968 EC/0.2 /0.314	0.883/24 0.968/76	1-	+0.247	+0.74	Yb k x-ray
									0.08425
¹⁷¹ Tm		170.936429	1.92 y	β^- /0.096	0.03/2 0.096/98	½+	-0.230		0.06674
¹⁷² Tm		171.93840	2.65 d	β^- /1.88	1.79/36 1.88/29	2-			Yb k x-ray
									0.07879
									1.38722
									1.46601
									1.52982
									1.60861
¹⁷³ Tm		172.939604	8.2 h	β^- /1.298	0.80/21	½+			Yb k x-ray

Elem. or Isot.	Natural Abundance (Atom %)	Atomic Mass or Weight	Half-life/ Resonance Width (MeV)	Decay Mode/ Energy (/MeV)	Particle Energy/ Intensity (MeV/%)	Spin ($h/2\pi$)	Nuclear Magnetic Mom. (nm)	Elect. Quadr. Mom. (b)	γ -Energy / Intensity (MeV/%)
¹⁶³ Yb		162.93633	11.1 m	β^+ /26 /3.4	1.4/	3/2-	-0.37	+1.24	0.1635 ann.rad./ Tm k x-ray 0.0636 0.8603 (0.06 -1.9)
¹⁶⁴ Yb		163.93449	1.26 h	EC/1.0		0+			Tm k x-ray 0.0914 0.6752
¹⁶⁵ Yb		164.93528	9.9 m	β^+ /10 /2.76 EC/90 /	1.58/	(5/2-)	+0.48	+2.48	ann.rad./ Tm k x-ray 0.0801 1.0903
¹⁶⁶ Yb		165.93388	2.363 d	EC/0.30		0+			Tm k x-ray 0.0828 0.1844 0.7789 1.2734 2.0524
¹⁶⁷ Yb		166.934950	17.5 m	β^+ /0.5 /1.954 EC/99.5 /	0.639/	5/2-	+0.62	+2.70	Tm k x-ray 0.06296 0.10616 0.11337 0.17633
¹⁶⁸ Yb	0.13(1)	167.933897				0+			
^{169m} Yb			46. s	I.T./0.0242		1/2-			Yb L x-ray 0.0242
¹⁶⁹ Yb		168.935190	32.02 d	EC/0.909		7/2+	-0.63	+3.5	0.1979/35.9 0.3078/10.05 0.0207-0.2611
¹⁷⁰ Yb	3.04(15)	169.934762				0+			
¹⁷¹ Yb	14.28(57)	170.936326				1/2-	+0.49367		
¹⁷² Yb	21.83(67)	171.936382				0+			
¹⁷³ Yb	16.13(27)	172.938211				5/2-	-0.67989	+2.80	
¹⁷⁴ Yb	31.83(92)	173.938862				0+			
¹⁷⁵ Yb		174.941277	4.19 d	β^- /0.470	0.466/73 0.071/21 0.353/6.2	7/2-	0.77		Lu k x-ray 0.3963/13 (0.114-0.28)
^{176m} Yb			11.4 s	I.T./1.051		(8-)			Yb k x-ray 0.0961 0.1901 0.2929 0.3897
¹⁷⁶ Yb	12.76(41)	175.942572	10 ²⁶ y	$\beta^-\beta^-$		0+			
^{177m} Yb			6.41 s	I.T./0.3315		1/2-			Yb k x-ray 0.1131 0.2084
¹⁷⁷ Yb		176.945261	1.9 h	β^- /1.399	1.40	9/2+			Lu k x-ray 0.1504
¹⁷⁸ Yb		177.94665	1.23 h	β^- /0.65	0.25/	0+			0.1415 0.3246 0.3516 0.3815 0.6125
¹⁷⁹ Yb		178.9502	8. m	β^- /2.4					
¹⁸⁰ Yb		179.9523	2. m	β^-		0+			0.1028-0.4423
¹⁸¹ Yb		180.9562							
⁷¹ Lu		174.967(1)							

Elem. or Isot.	Natural Abundance (Atom %)	Atomic Mass or Weight	Half-life/ Resonance Width (MeV)	Decay Mode/ Energy (/MeV)	Particle Energy/ Intensity (MeV/%)	Spin ($h/2\pi$)	Nuclear Magnetic Mom. (nm)	Elect. Quadr. Mom. (b)	γ -Energy / Intensity (MeV/%)
^{166m1} Lu			1.4 m	β^+ , EC/58 / IT/42 /0.0344		(3-)			ann.rad./ 0.1024 0.2281 0.2861 0.8119 0.8301
¹⁶⁶ Lu	165.93986		2.8 m	β^+ /25 /5.5 EC/75 /		(6-)			ann.rad./ Yb k x-ray 0.1024 0.2281 0.3375 0.3679
¹⁶⁷ Lu	166.93827		52. m	β^+ /2 /3.1 EC/98 /	2.1/	7/2+			Yb k x-ray 0.0297 0.2392 (0.03–2.0)
^{168m1} Lu			6.7 m	β^+ /12 / EC/88 / IT/<0.8		3+			ann.rad./ Yb k x-ray 0.1988/190 0.8960/100 0.9792/128 0.018–2.65
¹⁶⁸ Lu	167.93874		5.5 m	β^+ /6 /4.5 EC/94 /	1.2/	(6-)			ann.rad./ Yb k x-ray 0.1114 0.1124 0.2286 0.3483 1.4836
^{169m1} Lu			2.7 m	IT./0.0290		1/2-			Lu L x-ray 0.0290
¹⁶⁹ Lu	168.93765		1.419 d	EC/2.293	1.271/	7/2+	2.30	3.5	Yb k x-ray 0.19121 0.9606 (0.08–2.1)
^{170m1} Lu			0.7 s	IT./0.0929		4-			Lu L x-ray 0.04449 0.0484
¹⁷⁰ Lu	169.93848		2.01 d	EC/3.46	2.44/	0+			Yb k x-ray 0.58711 0.5908 1.28029 (0.1–3.38)
^{171m1} Lu			1.31 m	IT./0.0711		1/2-			Lu k x-ray 0.07119
¹⁷¹ Lu	170.937913		8.24 d	EC/1.479	0.362/	7/2+	2.30	3.42	Yb k x-ray 0.01939 0.66744 (0.02–1.3)
^{172m1} Lu			3.7 m	IT./0.0419		1-			Lu L x-rays 0.04186
¹⁷² Lu	171.939086		6.64 d	EC/2.519		4-	2.90	3.80	Yb k x-ray 0.18156 1.09367 (0.07–2.2)
¹⁷³ Lu	172.938931		1.37 y	EC/0.671		7/2+	2.28	3.63	Yb k x-ray 0.07860 0.27198
^{174m1} Lu			142. d	IT/99.3/ EC/0.7 /	0.17086	6-	1.50		Lu k x-ray 0.067055

Elem. or Isot.	Natural Abundance (Atom %)	Atomic Mass or Weight	Half-life/ Resonance Width (MeV)	Decay Mode/ Energy (/MeV)	Particle Energy/ Intensity (MeV/%)	Spin ($h/2\pi$)	Nuclear Magnetic Mom. (nm)	Elect. Quadr. Mom. (b)	γ -Energy / Intensity (MeV/%)
¹⁷⁴ Lu		173.940338	3.3 y	EC/1.374		1-	1.9		Yb k x-ray 0.07664 1.2419
¹⁷⁵ Lu	97.41(2)	174.940772				7/2+	+2.2327	+3.49	
^{176m} Lu			3.66 h	β^- /1.315	1.229/ 1.317/	1-	+0.318	-1.47	Hf k x-ray 0.088372
¹⁷⁶ Lu	2.59(2)	175.942686	3.73×10^{10} y	β^- /1.192 β^+ / < 0.9		7-	+3.169	+4.92	Hf k x-ray 0.20187 0.30691
^{177m2} Lu			6. m	β^-		39/2-			0.089
^{177m} Lu			160.7 d	IT/22/0.9702 β^- /78		23/2-	2.33	5.4	Lu k x-ray Hf k x-ray 0.11295 0.20836 0.37850 0.41853
¹⁷⁷ Lu		176.943758	6.65 d	β^- /0.498	0.497/	7/2+	+2.239	+3.39	0.11295 0.20836
^{178m} Lu			23.1 m	β^- /		(9-)			0.2166 0.3317
¹⁷⁸ Lu		177.945955	28.5 m	β^- /2.099	2.03/	1+			Hf k x-ray 0.0932 1.3099 1.3408 (0.09-1.7)
¹⁷⁹ Lu		178.94733	4.6 h	β^- /1.405	1.35/	7/2+			0.2143 0.3377
¹⁸⁰ Lu		179.9499	5.7 m	β^- /3.1	1.49/				0.40795/50. (0.07-1.9)
¹⁸¹ Lu		180.9520	3.5 m	β^- /2.5		(7/2+)			0.0458 0.2059 0.5749
¹⁸² Lu		181.9550	2.0 m	β^- /~ 4.1					0.0978 0.7208 0.8182
¹⁸³ Lu		182.9576	58. s	β^- /		7/2+			
¹⁸⁴ Lu		183.9609	20 s	β^-					
⁷²Hf	178.49(2)								
¹⁵³ Hf		152.971	> 0.2 μ s						
¹⁵⁴ Hf		153.965	2. s	EC, β^+ /~ 6.7		0+			
¹⁵⁵ Hf		154.9634	0.9 s	EC, β^+ /8.					
¹⁵⁶ Hf		155.9594	25. ms	α /		0+			
¹⁵⁷ Hf		156.9584	0.11 s	α /					
¹⁵⁸ Hf		157.95480	2.9 s	EC/54 /5.1 α /46 /	5.27/	0+			
¹⁵⁹ Hf		158.95400	5.6 s	β^+ , EC/88 /6.9 α /12 /	5.09/				ann.rad./
¹⁶⁰ Hf		159.95068	~ 12. s	β^+ , EC/97 /4.9 α /4.78		0+			ann.rad./
¹⁶¹ Hf		160.95028	17. s	α /	4.60/				
¹⁶² Hf		161.94721	38. s	β^+ , EC/3.7		0+			ann.rad./ 0.1739 0.1963 0.4101
¹⁶³ Hf		162.94709	40. s	β^+ , EC/5.5					ann.rad./ 0.0454 0.0621 0.0710

Elem. or Isot.	Natural Abundance (Atom %)	Atomic Mass or Weight	Half-life/ Resonance Width (MeV)	Decay Mode/ Energy (/MeV)	Particle Energy/ Intensity (MeV/%)	Spin ($h/2\pi$)	Nuclear Magnetic Mom. (nm)	Elect. Quadr. Mom. (b)	γ -Energy / Intensity (MeV/%)
¹⁶⁴ Hf		163.94438	2.8 m	EC, β^+ /3.0		0+			0.6882
¹⁶⁵ Hf		164.94457	1.32 m	EC/4.6		11/2-			
¹⁶⁶ Hf		165.94218	6.8 m	EC/93 /2.3 β^+ /7 /		0+			ann.rad./ Lu k x-ray 0.0788
¹⁶⁷ Hf		166.94260	2.0 m	β^+ /40 /4.0 EC/60 /		(5/2-)			ann.rad./ Lu k x-ray 0.1754 0.3152
¹⁶⁸ Hf		167.94057	25.9 m	β^+ , EC/1.8		0+			ann.rad./ (0.0144–1.311)
¹⁶⁹ Hf		168.94126	3.25 m	EC/85 /3.3 β^+ /15 /		(5/2-)			ann.rad./ Lu k x-ray 0.3695 0.4929
¹⁷⁰ Hf		169.93961	16.0 h	EC/1.1		0+			Lu k x-ray 0.0985 0.1202 0.1647 0.5729 0.6207
^{171m} Hf			30. s			(1/2-)	+0.53		
¹⁷¹ Hf		170.94049	12.2 h	EC, β^+ /2.4		7/2+	-0.67	+3.46	ann.rad./ Lu k x-ray 0.1221 0.6620 1.0714
¹⁷² Hf		171.93945	1.87 y	EC/0.35		0+			Lu k x-ray 0.02399 0.12582 (0.0818–0.123)
¹⁷³ Hf		172.94051	23.6 h	EC/1.6		½-			Lu k x-ray 0.12367 0.13963 0.29697 0.31124 (0.1–2.1)
¹⁷⁴ Hf	0.16(1)	173.940046	2.0×10^{15} y			0+			
¹⁷⁵ Hf		174.941509	71. d	EC/0.686		5/2-	-0.60	+2.7	Lu k x-ray 0.08936 0.34340
¹⁷⁶ Hf	5.26(7)	175.941409				0+			
^{177m2} Hf			51.4 m	I.T./2.740		37/2-			Hf k x-ray 0.2140 0.2951 0.3115 0.3267
^{177m1} Hf			1.1 s	I.T./		23/2+			Hf k x-ray 0.20836 0.22847 0.37851
¹⁷⁷ Hf	18.60(9)	176.943221				7/2-	+0.7935	+0.337	
^{178m2} Hf			31. y	I.T./		16+	+8.16	+6.00	Hf k x-ray 0.32555 0.42635 0.089–0.574
^{178m1} Hf			4.0 s	I.T./		8-			Hf k x-ray 0.21342 0.32555

Elem. or Isot.	Natural Abundance (Atom %)	Atomic Mass or Weight	Half-life/ Resonance Width (MeV)	Decay Mode/ Energy (/MeV)	Particle Energy/ Intensity (MeV/%)	Spin ($h/2\pi$)	Nuclear Magnetic Mom. (nm)	Elect. Quadr. Mom. (b)	γ -Energy / Intensity (MeV/%)
¹⁷⁸ Hf	27.28(7)	177.943699				0+			0.42635
^{179m2} Hf			25.1 d	IT./1.1057		25/2-	7.4		Hf k x-ray 0.1227 0.1461 0.3626 0.4537
^{179m1} Hf			18.7 s	IT./0.375		1/2-			Hf k x-ray 0.1607 0.2141
¹⁷⁹ Hf	13.62(2)	178.945816				9/2+	-0.641	+3.79	
^{180m} Hf			5.52 h	IT./1.1416		8-	+9.	+4.6	Hf k x-ray 0.2152 0.3323 0.4432
¹⁸⁰ Hf	35.08(16)	179.946550				0+			
^{181m} Hf			1.5 ms	/1.738		25/2-			
¹⁸¹ Hf		180.949101	42.4 d	β^- /1.027	0.408/	1/2-			Ta k x-ray 0.13294/54 0.48200/100 0.3459/20
^{182m} Hf			62. m	β^- /54 /1.60 IT/46 /1.173	0.49/43 0.95/10	8-			Hf k x-ray 0.0509 0.2244 0.3441 0.4558 0.5066 0.9428
¹⁸² Hf		181.95055	8.9×10^6 y	β^- /0.37		0+			Ta k x-ray 0.2704/79 (0.098-0.270)
¹⁸³ Hf		182.95353	1.07 h	β^- /2.01	1.18/68 1.54/25	3/2-			Ta k x-ray 0.0732 0.4591 0.7837
¹⁸⁴ Hf		183.95545	4.1 h	β^- /1.34	0.74/38 0.85/16 1.10/46	0+			Ta k x-ray 0.0414 0.1391 0.3449
¹⁸⁵ Hf		184.9588	~ 3.5 m	β^- /					0.165
¹⁸⁶ Hf		185.9609	~ 2.6 m			0+			0.738
¹⁸⁷ Hf		186.9646	> 0.3 μ s						
¹⁸⁸ Hf		187.967	> 0.3 μ s			0+			
⁷³Ta		180.94788(2)							
¹⁵⁵ Ta		154.975	12 μ s	p/1.77					
¹⁵⁶ Ta		155.9723	0.11 s	β^+ /~ 11.6					
¹⁵⁷ Ta		156.9682	10 ms	p/ α /	1.02/~ 100 6.117				
¹⁵⁸ Ta		157.9667	37. ms	p/ α /	0.927/3.4 6.05/100 5.97/100				
¹⁵⁹ Ta		158.96302	0.6 s	β^+ , EC/20 /8.5 α /80 /	α /5.52/34 5.60/55				ann.rad./
¹⁶⁰ Ta		159.9615	1.4 s	β^+ , EC/10.1 α	5.41/				ann.rad./
¹⁶¹ Ta		160.9584	3.16 s	β^+ , EC/7.5 α /	5.15				ann.rad./
¹⁶² Ta		161.9573	4. s	EC/8.6					

Elem. or Isot.	Natural Abundance (Atom %)	Atomic Mass or Weight	Half-life/ Resonance Width (MeV)	Decay Mode/ Energy (/MeV)	Particle Energy/ Intensity (MeV/%)	Spin ($h/2\pi$)	Nuclear Magnetic Mom. (nm)	Elect. Quadr. Mom. (b)	γ -Energy / Intensity (MeV/%)
¹⁶³ Ta		162.95433	10.6 s	EC/6.8					
¹⁶⁴ Ta		163.95353	14.2 s	β^+ /8.5		3+			ann.rad./
				α /	4.62/				0.2110
									0.3768
¹⁶⁵ Ta		164.95077	31. s	EC β^+ /5.9					
¹⁶⁶ Ta		165.95051	34. s	β^+ /82 /7.7					ann.rad./
				EC/18 /					Hf k x-ray
									0.1587
									0.3117
									0.8101
¹⁶⁷ Ta		166.94809	1.4 m	β^+ , EC/5.6					ann.rad./
¹⁶⁸ Ta		167.94805	2.4 m	β^+ /77 /6.7		3+			ann.rad./
				EC/23 /					Hf k x-ray
									0.1239
									0.2615
									0.7502
¹⁶⁹ Ta		168.94601	4.9 m	β^+ , EC/4.4					ann.rad./
									0.0288
									0.1535
									0.1924
¹⁷⁰ Ta		169.94618	6.8 m	β^+ /70 /6.0		(3+)			ann.rad./
				EC/35 /					Hf k x-ray
									0.1008
									0.2212
¹⁷¹ Ta		170.94448	23.3 m	β^+ , EC/3.7		(5/2-)			0.0496
									0.5018
									0.5064
									(0.05–1.02)
¹⁷² Ta		171.94490	36.8 m	β^+ /25 /4.9		(3-)			ann.rad./
				EC/75 /					Hf k x-ray
									0.21396
									1.10923
									(0.09 –3.8)
¹⁷³ Ta		172.94375	3.6 h	β^+ /24 /3.7		(5/2-)	1.70	-1.9	ann.rad./
				EC/76 /					Hf k x-ray
									0.06972
									0.17219
									(0.06 –2.7)
¹⁷⁴ Ta		173.94445	1.12 h	β^+ /27 /3.8		(3+)			ann.rad./
				EC/73 /					Hf k x-ray
									0.09089
									0.20638
									(0.09–3.64)
¹⁷⁵ Ta		174.94374	10.5 h	EC/2.0		7/2+	2.27	+3.7	Hf k x-ray
									0.2077
									0.2671
									0.3487
¹⁷⁶ Ta		175.94486	8.1 h	EC/3.1		1-			Hf k x-ray
									0.08837
									1.15735
¹⁷⁷ Ta		176.944472	2.356 d	EC/1.166		7/2+	2.25		Hf k x-ray
									0.11295
									(0.07–1.06)
^{178m} Ta			2.4 h	EC/		(7-)			Hf k x-ray
									0.08886
									0.21342
									0.32555
									0.42635
¹⁷⁸ Ta		177.94578	9.29 m	EC/99 /1.9		1+	+2.74	+0.65	ann.rad./
				β^+ /1 /					Hf k x-ray

Elem. or Isot.	Natural Abundance (Atom %)	Atomic Mass or Weight	Half-life/ Resonance Width (MeV)	Decay Mode/ Energy (/MeV)	Particle Energy/ Intensity (MeV/%)	Spin ($h/2\pi$)	Nuclear Magnetic Mom. (nm)	Elect. Quadr. Mom. (b)	γ -Energy / Intensity (MeV/%)
¹⁶⁹ W		168.95178	1.3 m	EC/5.4					(0.037–0.573) ann.rad./ Ta k x-ray 0.123 (0.097–0.699)
¹⁷⁰ W		169.94923	2.4 m	EC/2.2		0+			ann.rad./ Ta k x-ray 0.3162 (0.060–0.144)
¹⁷¹ W		170.94945	2.4 m	EC/4.6					ann.rad./ Ta k x-ray 0.1842 (0.052–0.479)
¹⁷² W		171.94729	6.6 m	β^+ , EC/2.5		0+			ann.rad./ Ta k x-ray 0.0389 (0.034–0.674)
¹⁷³ W		172.94769	6.3 m	EC/4.0					ann.rad./ Ta k x-ray 0.4576 (0.035–0.623)
¹⁷⁴ W		173.94608	35. m	EC/1.9		0+			ann.rad./ Ta k x-ray 0.3287 0.4288 (0.056–0.429)
¹⁷⁵ W		174.94672	35. m	EC/2.9		$\frac{1}{2}^-$			(0.015–0.27)
¹⁷⁶ W		175.94563	2.5 h	β^+ , EC/0.8		0+			0.03358 0.06129 0.09487 0.10020
¹⁷⁷ W		176.94664	2.21 h	EC/2.0		(1/2-)			Ta k x-ray 0.15505 0.18569 0.42694
¹⁷⁸ W		177.94588	21.6 d	EC/0.091		0+			Ta k x-ray
^{179m} W			6.4 m	IT/99.7/0.222 EC/0.3/		(1/2-)			W k x-ray 0.2220
¹⁷⁹ W		178.94707	38. m	EC/1.06		(7/2-)			Ta k x-ray 0.0307
¹⁸⁰ W	0.12(1)	179.946704	1.8×10^{18} y	α /		0+			
¹⁸¹ W		180.948197	121.1 d	EC/0.188		9/2+			Ta k x-ray 0.13617 0.15221
¹⁸² W	26.50(16)	181.948204	$> 7.7 \times 10^{21}$ y	α /		0+			
^{183m} W			5.15 s	I.T./		(11/2+)			W k x-ray 0.0465 0.0526 0.0991 0.1605
¹⁸³ W	14.31(4)	182.950223	$> 4.1 \times 10^{21}$ y	α /		$\frac{1}{2}^-$	+0.1177848		
¹⁸⁴ W	30.64(2)	183.950931	$> 8.9 \times 10^{21}$ y	α /		0+			
^{185m} W			1.6 m	I.T./0.1974		11/2+			W k x-ray 0.0659 0.1315 0.1737
¹⁸⁵ W		184.953419	74.8 d	β^- /0.433	0.433/99.9	3/2-			0.12536
¹⁸⁶ W	28.43(19)	185.954364	$> 8.2 \times 10^{21}$ y	α /		0+			
^{187m} W			1.6 μ s	IT	0.411	11/2+			(0.014–0.287)
¹⁸⁷ W		186.957161	23.9 h	β^- /1.311	0.624/66	3/2-	0.62		Re k x-ray

Elem. or Isot.	Natural Abundance (Atom %)	Atomic Mass or Weight	Half-life/ Resonance Width (MeV)	Decay Mode/ Energy (/MeV)	Particle Energy/ Intensity (MeV/%)	Spin ($\hbar/2\pi$)	Nuclear Magnetic Mom. (nm)	Elect. Quadr. Mom. (b)	γ -Energy / Intensity (MeV/%)
									0.0797
									0.0843
									0.1968
¹⁷⁸ Re		177.95099	13.2 m	β^+ /11 /4.7 EC/89 /	3.3/	(3+)			ann.rad./ W k x-ray
									0.1059
									0.2373
									0.9391
^{179m} Re			0.47 ms						
¹⁷⁹ Re		178.94999	19.7 m	EC/99 /2.71 β^+ /1 /	0.95/	(5/2+)	2.8		W k x-ray
									0.1199
									0.2900
									0.4154
									0.4302
									1.6803
¹⁸⁰ Re		179.95079	2.45 m	EC/92 /3.80 β^+ /8 /	1.76/	1-	1.6		ann.rad./ W k x-ray
									0.1036
									0.9028
									(0.07–2.2)
¹⁸¹ Re		180.95007	20. h	EC /1.74		5/2+	3.19		W k x-ray
									0.3607
									0.3655
									0.6390
^{182m} Re			12.7 h	EC/	0.55/ 1.74/	2+	3.3	+1.8	W k x-ray
									0.0677
									1.1214
									1.2215
									(0.06–2.2)
¹⁸² Re		181.9512	2.67 d	EC/2.8		(7+)	2.8	+4.1	W k x-ray
									0.0678
									0.2293
									1.1213
									1.2214
¹⁸³ Re		182.95082	70. d	EC/0.56		(5/2+)	+3.17	+2.3	W k x-ray
									0.16232
^{184m} Re			165. d	I.T./75 /0.188 EC/25 /		8+	+2.9		Re k x-ray
									0.1047
									0.2165
									0.92093
									(0.10–1.1)
¹⁸⁴ Re		183.952521	38. d	EC/1.48		3-	+2.53	+2.8	W k x-ray
									0.79207
									0.90328
									(0.1–1.4)
¹⁸⁵ Re	37.40(2)	184.952955				5/2+	+3.1871	+2.18	
^{186m} Re			2.0×10^5 y	I.T./0.150		8+			Re k x-ray
									0.0590
¹⁸⁶ Re		185.954986	3.718 d	β^- /92 /1.070 EC/8 /0.582	0.973/21 1.07/71	1-	+1.739	+0.62	W k x-ray
									0.1227/0.6
									0.1372/9.5
									(0.63–0.77)
¹⁸⁷ Re	62.60(2)	186.955753	4.2×10^{10} y	β^- /0.00266	0.0025/	5/2+	+3.2197	+2.07	
^{188m} Re			18.6 m	I.T./0.172		(6-)			Re k x-ray
									0.0925
									0.1059
¹⁸⁸ Re		187.958114	17.00 h	β^- /2.120	1.962/20 2.118/79	1-	+1.788	+0.57	Os k x-ray
									0.15502
									0.309–2.022
¹⁸⁹ Re		188.95923	24. h	β^- /1.01	1.01/	(5/2+)			0.1471

Elem. or Isot.	Natural Abundance (Atom %)	Atomic Mass or Weight	Half-life/ Resonance Width (MeV)	Decay Mode/ Energy (/MeV)	Particle Energy/ Intensity (MeV/%)	Spin ($h/2\pi$)	Nuclear Magnetic Mom. (nm)	Elect. Quadr. Mom. (b)	γ -Energy / Intensity (MeV/%)
¹⁹⁷ Os			2.8 m	β^-					0.2239 (0.0412-0.406)
₇₇Ir		192.217(3)							
¹⁶⁴ Ir		163.9922	0.06 ms	p	1.78				
¹⁶⁵ Ir		164.9875	0.3 ms	p/87 α /13	1.71 6.72				
^{166m} Ir			14.3 ms	α /98.2 p/1.8	6.545 1.32				
¹⁶⁶ Ir		165.9858	0.010 s	α /93 p/6.9	6.56 1.15				
^{167m} Ir			26. ms	α /48, β^+ p/32	6.39/90 1.25/0.42				
¹⁶⁷ Ir		166.98167	32. ms	α /80, β^+ p/0.4	6.35/48 1.06/39.3				
¹⁶⁸ Ir		167.9799	0.16 s	α /82					
^{169m} Ir			280. ms	α /	6.12/59				
¹⁶⁹ Ir		168.97630	353. ms	α /	5.99/42				
¹⁷⁰ Ir		169.9750	0.43 s	α /	6.03/				
¹⁷¹ Ir		170.97163	1.3 s	α /	5.91/				
¹⁷² Ir		171.9705	2.1 s	α /	5.811/				0.228 (0.379-0.475)
¹⁷³ Ir		172.96750	3.0 s	α /	5.665/				0.0493 (0.092-0.296)
¹⁷⁴ Ir		173.96686	4. s	α /	5.478/				0.1587 (0.276-1.33)
¹⁷⁵ Ir		174.96411	~ 4.5 s	α /	5.393/				0.1056
¹⁷⁶ Ir		175.96365	8. s	EC, β^+ /80 α /3.2/	5.118/				0.260 (0.135-0.415)
¹⁷⁷ Ir		176.96130	30. s	EC, β^+ /5.7 α /0.06/	5.011/				0.184 (0.062-0.194)
¹⁷⁸ Ir		177.96108	12. s	β^+ , EC/6.3					0.1320 0.2667 0.3633
¹⁷⁹ Ir		178.95912	4. m	EC/4.9					0.0975 (0.045-0.220)
¹⁸⁰ Ir		179.95923	1.5 m	EC/6.4					0.2765 (0.132-1.106)
¹⁸¹ Ir		180.95763	4.9 m	β^+ , EC/4.1		(7/2+)			ann.rad./ 0.1076 (0.0196-1.715)
¹⁸² Ir		181.95808	15. m	β^+ /44 /5.6 EC/56 /					ann.rad./ Os k x-ray 0.1273 0.2370
¹⁸³ Ir		182.95685	57. m	β^+ , EC/3.5					ann.rad./ 0.0877 0.2285 0.2824
¹⁸⁴ Ir		183.95748	3.0 h	β^+ /12 /4.6 EC/88 /	2.3/ 2.9/	5-	0.70	+2.41	ann.rad./ Os k x-ray 0.11968 0.2640 0.3904
¹⁸⁵ Ir		184.95670	14. h	β^+ /3 /2.4 EC/97 /		(5/2-)	2.60	-2.1	ann.rad./ Os k x-ray 0.2543 1.8288

Elem. or Isot.	Natural Abundance (Atom %)	Atomic Mass or Weight	Half-life/ Resonance Width (MeV)	Decay Mode/ Energy (/MeV)	Particle Energy/ Intensity (MeV/%)	Spin ($h/2\pi$)	Nuclear Magnetic Mom. (nm)	Elect. Quadr. Mom. (b)	γ -Energy / Intensity (MeV/%)
^{186m} Ir			1.7 h	EC /		(2-)	0.64	+1.46	Os k x-ray 0.1371 0.7675
¹⁸⁶ Ir		185.95795	15.7 h	EC/98 /3.83 β^+ /2 /		(5+)	3.9	-2.55	Os k x-ray 0.1372 0.2968 0.4348 (0.13-3.0)
¹⁸⁷ Ir		186.95736	10.5 h	EC/1.50		3/2+		+0.94	Os k x-ray 0.0743 0.4009 0.4271 0.6109 0.9128
¹⁸⁸ Ir		187.95885	1.72 d	β^+ /2.81 EC/99+ /	1.13/ 1.64/	(2-)	0.30	+0.48	Os k x-ray 0.1550 0.4780 0.6330 2.2146
¹⁸⁹ Ir		188.95872	13.2 d	EC/0.53		3/2+	0.13	+0.88	Os k x-ray 0.2449
^{190m2} Ir			3.09 h	β^+ , EC/95 / I.T./5 /		(11-)			0.376
^{190m1} Ir			1.12 h	I.T. /0.0263		7+			Ir L x-ray
¹⁹⁰ Ir		189.960546	11.8 d	EC/2.0		(4+)	0.04	+2.8	Os k x-ray 0.1867 0.4072 0.5186 0.5580 0.6051 (0.2-1.4)
^{191m} Ir			4.93 s	I.T./0.1714		11/2-	+0.603		Ir k x-ray 0.1294
¹⁹¹ Ir	37.3(2)	190.960594				3/2+	+0.151	+0.82	
^{192m2} Ir			241. y	I.T./0.161		(9+)			Ir k x-ray
^{192m1} Ir			1.44 m	I.T./0.0580		(1+)			Ir L x-ray 0.0580 0.3165
¹⁹² Ir		191.962605	73.83 d	β^- /1.460		(4-)	+1.92	+2.15	Pt k x-ray 0.31649/83. 0.46806/48.
^{193m} Ir			10.53 d	I.T./0.0802		11/2-			Ir L x-ray 0.0803
¹⁹³ Ir	62.7(2)	192.962926				3/2+	+0.164	+0.75	
^{194m} Ir			170. d	β^- /		11			Pt k x-ray 0.3284 0.4829 0.5624
¹⁹⁴ Ir		193.965078	19.3 h	β^- /2.247	1.92/9 2.25/86	1-	+0.39	+0.34	0.2935 0.3284 0.6451 (0.1-2.2)
^{195m} Ir			3.9 h	β^- /	0.41/ 0.97/	(11/2-)			Pt k x-ray 0.3199/9.6 0.3649/9.5 0.4329/9.6 0.6849/9.6
¹⁹⁵ Ir		194.965980	2.8 h	β^- /1.120	1.0/80 1.11/13	(3/2+)			Pt k x-ray 0.0989/9.7
^{196m} Ir			1.40 h	β^- /	1.16/				Pt k x-ray

Elem. or Isot.	Natural Abundance (Atom %)	Atomic Mass or Weight	Half-life/ Resonance Width (MeV)	Decay Mode/ Energy (/MeV)	Particle Energy/ Intensity (MeV/%)	Spin ($h/2\pi$)	Nuclear Magnetic Mom. (nm)	Elect. Quadr. Mom. (b)	γ -Energy / Intensity (MeV/%)
									0.3557
									0.3935
									0.4471
									0.5214
									0.6473
¹⁹⁶ Ir		195.96840	52. s	β^- /3.21	2.1/15 3.2/80	0-			0.3329 0.3557 0.7796
^{197m} Ir			8.9 m	β^- / I.T./		(11/2-)			0.3465 see Ir[197]
¹⁹⁷ Ir		196.96965	5.8 m	β^- /2.16	1.5/ 2.0/	(3/2+)			0.0531 0.1351 0.4306
									0.4697
¹⁹⁸ Ir		197.9723	8. s	β^- /4.1					0.4074 0.5070
¹⁹⁹ Ir		198.97380							
₇₈Pt		195.084(9)							
¹⁶⁶ Pt		165.995	0.3 ms	α /	7.11/	0+			
¹⁶⁷ Pt		166.930	0.9 ms	α /	6.98/				
¹⁶⁸ Pt		167.9882	2.1 ms	α	6.82	0+			0.582/69 0.594/69 0.725/62
¹⁶⁹ Pt		168.9867	7.0 ms	α	6.69				
¹⁷⁰ Pt		169.98250	14.0 ms	α	6.55	0+			0.509/100 0.662/86 0.214-0.726
¹⁷¹ Pt		170.9812	0.05 s	α	6.45				0.4450 (0.1564-1.208)
¹⁷² Pt		171.97735	0.10 s	α /	6.31/94	0+			
¹⁷³ Pt		172.9764	0.36 s	β^+ , EC/8.2 α /	6.23 6.20/				
¹⁷⁴ Pt		173.97282	0.89 s	β^+ , EC/17 /5.6 α /83 /	6.040/	0+			
¹⁷⁵ Pt		174.97242	2.5 s	β^+ , EC/65 /7.6 α /35 /	5.831/5 5.96/54 6.038/				0.0774 0.1354 0.2128
¹⁷⁶ Pt		175.96895	6.3 s	β^+ , EC/60 /5.1 α /40 /	5.528/0.6 5.750/41	0+			ann.rad./ 0.2277
¹⁷⁷ Pt		176.96847	11. s	EC/91 /6.8 α /9 /	5.53/ 5.485/3 5.525/6				0.0908
¹⁷⁸ Pt		177.96565	21. s	EC/93 /4.5 α /7 /	5.286/0.2 5.442/7	0+			
¹⁷⁹ Pt		178.96536	33. s	β^+ , EC/5.7 α /	5.16/		+0.43		
¹⁸⁰ Pt		179.96303	52. s	β^+ , EC/99.7 /3.7 α /0.3 /	0+ 5.140/				
¹⁸¹ Pt		180.96310	51. s	β^+ , EC/5.2			+0.48		
¹⁸² Pt		181.96117	2.7 m	β^+ , EC/2.9		0+			ann.rad./ 0.1360 0.1460 0.2100
^{183m} Pt			43. s	β^+ , EC/ I.T./		(7/2-)	+0.78	+3.4	ann.rad./ 0.3132/26

Elem. or Isot.	Natural Abundance (Atom %)	Atomic Mass or Weight	Half-life/ Resonance Width (MeV)	Decay Mode/ Energy (/MeV)	Particle Energy/ Intensity (MeV/%)	Spin ($h/2\pi$)	Nuclear Magnetic Mom. (nm)	Elect. Quadr. Mom. (b)	γ -Energy / Intensity (MeV/%)
									0.3164/59
									0.6296/100
									0.058-1.75
¹⁸³ Pt		182.96160	7. m	β^+ , EC/4.6			+0.50		ann.rad./
									0.119/100
									0.307/93
									0.260/90
									0.058-1.377
¹⁸⁴ Pt		183.95992	17.3 m	β^+ , EC/2.3		0+			ann.rad./
									0.1549
									0.1919
									0.5484
^{185m} Pt			33. m	β^+ , EC/		$\frac{1}{2}^-$	+0.5		
¹⁸⁵ Pt		184.96062	1.18 h	β^+ , EC/3.8		(9/2+)	-0.75	+3.7	ann.rad./
									0.1353
									0.1974
									0.2296
									0.2551
¹⁸⁶ Pt		185.95935	2.0 h	β^+ , EC/1.38		0+			ann.rad./
									0.6115
									0.6892
¹⁸⁷ Pt		186.96059	2.35 h	β^+ , EC/3.1		3/2-	-0.41	-1.1	ann.rad./
									Ir k x-ray
									0.1064
									0.1100
									0.2015
									0.2849
									0.7092
¹⁸⁸ Pt		187.95940	10.2 d	EC/0.51		0+			Ir k x-ray
									0.1876
									0.1951
¹⁸⁹ Pt		188.96083	10.9 h	β^+ , EC/1.97		3/2-	-0.43	-1.2	Ir k x-ray
									0.0943
									0.6076
									0.7214
									(0.09-1.47)
¹⁹⁰ Pt	0.014(1)	189.95993	4.5×10^{11} y			0+			
¹⁹¹ Pt		190.961677	2.86 d	EC/1.02		(3/2-)	-0.50	-0.9	Ir k x-ray
									0.3599
									0.4094
									0.5389
¹⁹² Pt	0.782(7)	191.961038				0+			
^{193m} Pt			4.33 d	I.T./0.1498		13/2+	-0.75		Pt k x-ray
									0.1355
¹⁹³ Pt		192.962988	60. y	EC/0.0566		(1/2-)	+0.60		Ir k x-rays
¹⁹⁴ Pt	32.967(99)	193.962680				0+			
^{195m} Pt			4.01 d	I.T./0.2952		13/2+	-0.61	+1.4	Pt k x-ray
									0.0989
¹⁹⁵ Pt	33.832(10)	194.964791				1/2-	+0.6095		
¹⁹⁶ Pt	25.242(41)	195.964952				0+			
^{197m} Pt			1.590 h	I.T./97 / β^- /3 /		13/2+			Pt k x-ray
									0.0530
									0.3465
¹⁹⁷ Pt		196.967340	19.9 h	β^- /0.719		1/2-	0.51		Au k x-ray
									0.1914
									0.2688
¹⁹⁸ Pt	7.163(55)	197.967893				0+			
^{199m} Pt			13.6 s	I.T./0.424		13/2+			Pt k x-ray
									0.3919
¹⁹⁹ Pt		198.970593	30.8 m	β^- /1.70	0.90/18	(5/2-)			0.3170/3.88

Elem. or Isot.	Natural Abundance (Atom %)	Atomic Mass or Weight	Half-life/ Resonance Width (MeV)	Decay Mode/ Energy (/MeV)	Particle Energy/ Intensity (MeV/%)	Spin ($h/2\pi$)	Nuclear Magnetic Mom. (nm)	Elect. Quadr. Mom. (b)	γ -Energy / Intensity (MeV/%)
					1.14/14				0.49375/4.47
									0.5430/11.7
									(0.055-1.293)
²⁰⁰ Pt		199.971441	12.5 h	β^- /~ 0.66		0+			Au k x-ray
									0.13590
									0.22747
									0.24371
²⁰¹ Pt		200.97451	2.5 m	β^- /2.66		(5/2-)			0.070
									0.152
									0.222
									1.760
^{202m} Pt			0.3 ms						(0.535-0.719)
²⁰² Pt		201.9757	1.8 d			0+			0.440
₇₉Au		196.966569(4)							
^{170m} Au			0.62 ms	p/58 α /42	1.74/ 7.11/				
¹⁷⁰ Au		169.9961	0.30 ms	p/89 α /11	1.46/ 7.00/				
^{171m} Au			1.09 ms	α /66 p/34	6.995 1.694				
¹⁷¹ Au		170.99188	0.022 ms	p/100	1.437				
¹⁷² Au		171.9900	4 ms	α /7.02	6.86				
^{173m} Au			15 ms	α /92	6.732				
¹⁷³ Au		172.98624	0.02 s	α /94	6.672				
¹⁷⁴ Au		173.9848	0.14 s	α	6.54				
¹⁷⁵ Au		174.98127	0.15 s	α					
¹⁷⁶ Au		175.9801	0.9 s	β^+ , EC/10.5 α /	6.260/80 6.290/20				
¹⁷⁷ Au		176.97687	1.2 s	α /	6.115/ 6.150/				
¹⁷⁸ Au		177.9760	2.6 s	α /	5.920/				
¹⁷⁹ Au		178.97321	7.5 s	α /	5.85/				
¹⁸⁰ Au		179.97252	8.1 s	EC/8.6 α /	5.65 5.61				0.1522
					5.50				0.2564
									0.5242
									0.6765
									0.8084
									0.8597
¹⁸¹ Au		180.97008	11.4 s	EC/97.5/6.3 α /2.7/	5.482/				
¹⁸² Au		181.96962	21. s	β^+ , EC/6.9 α /0.13/					ann.rad./
									0.1549
									0.2649
									(0.13-1.4)
¹⁸³ Au		182.96759	42. s	EC/5.5 α /0.8/			+1.97		0.1630
									0.2730
									0.3625
^{184m} Au			48 s	I.T.		(2+)	+1.44	+1.9	0.069(IT)
¹⁸⁴ Au		183.96745	21. s	EC, β^+ /7.1 α /0.013/		(5+)	+2.07	+4.7	
^{185m} Au			6.8 m	β^+ , EC/ I.T./0.145					
¹⁸⁵ Au		184.96579	4.3 m	β^+ , EC/4.71 α /0.26/		(5/2-)	+2.17	-1.1	ann.rad./
^{186m} Au			< 2. m	β^+ , EC/					0.1915
¹⁸⁶ Au		185.96595	10.7 m	β^+ , EC/6.0		3-	-1.26	+3.1	ann.rad./

Elem. or Isot.	Natural Abundance (Atom %)	Atomic Mass or Weight	Half-life/ Resonance Width (MeV)	Decay Mode/ Energy (/MeV)	Particle Energy/ Intensity (MeV/%)	Spin ($h/2\pi$)	Nuclear Magnetic Mom. (nm)	Elect. Quadr. Mom. (b)	γ -Energy / Intensity (MeV/%)
				$\alpha/8(10)^{-4}$					0.1915
									0.2988
^{187m} Au			2.3 s	IT		9/2-			
¹⁸⁷ Au		186.96457	8.3 m	$\beta+$, EC/3.60		1/2+	+0.54		ann.rad./
									0.9152
									1.2668
									1.3321
									1.4081
¹⁸⁸ Au		187.96532	8.8 m	$\beta+$, EC/5.3		(1-)	-0.07		ann.rad./
									0.2660
									0.3404
									0.6061
^{189m} Au			4.6 m	$\beta+$, EC/		11/2-	+6.19		0.1667
¹⁸⁹ Au		188.96395	28.7 m	EC/96 /3.2		1/2+	+0.49		ann.rad./
				$\beta+$ /4 /					Pt k x-ray
									0.4478
									0.7133
									0.8128
¹⁹⁰ Au		189.96470	43. m	$\beta+$ /2 /4.44		1-	-0.07		ann.rad./
				EC/98 /					Pt k x-ray
									0.2958
									0.3018
									0.5977
^{191m} Au			0.9 s	IT./0.2663		(11/2-)	6.6		Au k x-ray
									0.2414
									0.2526
¹⁹¹ Au		190.96370	3.2 h	EC/1.83		3/2+	+0.137	+0.72	Pt k x-ray
									0.5864/16
									(0.088-1.30)
¹⁹² Au		191.96481	4.9 h	$\beta+$ /5 /3.52	2.19/	1-	-0.011	-0.23	ann.rad./
				EC/95 /	2.49/				Pt k x-ray
									0.2959
									0.3165
^{193m} Au			3.9 s	IT./0.2901		11/2-	6.2	+1.98	Au k x-ray
									0.2580
¹⁹³ Au		192.96415	17.6 h	EC/1.07		3/2+	+0.140	+0.66	Pt k x-ray
									0.1862
									0.2556
¹⁹⁴ Au		193.96537	1.64 d	$\beta+$ /3 /2.49	1.49/	1-	+0.076	-0.24	ann.rad./
				EC/97 /					Pt k x-ray
									0.2935
									0.3284/61
^{195m} Au			30.5 s	IT./0.3186		11/2-	6.2	+1.9	Au k x-ray
									0.2617
¹⁹⁵ Au		194.965035	186.10 d	EC/0.227		3/2+	+0.149	+0.61	Pt k x-ray
^{196m2} Au			9.7 h	IT./0.5954		12-	5.7		Au k x-ray
									0.1478
									0.1883
^{196m1} Au			8.1 s	IT./0.0846		8+			0.0847
¹⁹⁶ Au		195.966570	6.17 d	EC/92 /1.506		2-	+0.591	0.81	Pt k x-ray
^{197m} Au			7.8 s	IT./0.4094		11/2-	+6.0	+1.7	Au k x-ray
				$\beta-$ /8 /0.686					0.1302
									0.2790
¹⁹⁷ Au	100.	196.966569				3/2+	+0.14575	+0.55	
^{198m} Au			2.30 d	IT./0.812		(12-)			Au k x-ray
									0.0972
									0.1803
									0.2419
¹⁹⁸ Au		197.968242	2.695 d	$\beta-$ /1.372	0.290/1	2-	+0.5934	+0.64	Hg k x-ray
					0.961/99				0.411794

Elem. or Isot.	Natural Abundance (Atom %)	Atomic Mass or Weight	Half-life/ Resonance Width (MeV)	Decay Mode/ Energy (/MeV)	Particle Energy/ Intensity (MeV/%)	Spin ($h/2\pi$)	Nuclear Magnetic Mom. (nm)	Elect. Quadr. Mom. (b)	γ -Energy / Intensity (MeV/%)
¹⁹⁹ Au		198.968765	3.14 d	β^- /0.453	0.25/22 0.292/72 0.462/6	3/2+	+0.2715	+0.51	Hg k x-ray 0.15837 0.20820
^{200m} Au			18.7 h	β^- /84 /1.0 I.T./16 /	0.56/	12-	5.9		Au k x-ray 0.2559/71 0.3680/77 0.4978/73 0.5793/72 0.084-0.904)
²⁰⁰ Au		199.97073	48.4 m	β^- /2.24	0.7/15 2.2/77	1-			0.3679/19 1.2254/10.6 (0.077-1.570)
²⁰¹ Au		200.971657	26. m	β^- /1.28	1.27/82	3/2+			(0.027-0.732)
²⁰² Au		201.9738	29. s	β^- /3.0		(1-)			0.4396
²⁰³ Au		202.975155	1.0 m	β^- /2.14	~ 1.9/	3/2+			(0.04-0.37)
²⁰⁴ Au		203.9777	40. s	β^- /4.5		(2-)			0.4366 1.5113
²⁰⁵ Au		204.9799	31. s	β^- /					(0.38-1.33)
₈₀Hg		200.59(2)							
¹⁷¹ Hg		171.0038	0.06 ms	α	7.49				
¹⁷² Hg		171.9988	0.3 ms	α	7.36	0+			
¹⁷³ Hg		172.9972	0.8 ms	α	7.20				
¹⁷⁴ Hg		173.99286	1.9 ms	α	7.07	0+			
¹⁷⁵ Hg		174.9914	0.02 s	α					
¹⁷⁶ Hg		175.98736	21 ms	α	6.74/94	0+			
^{177m} Hg			1.5 μ s	IT					0.246
¹⁷⁷ Hg		176.9863	0.13 s	α	6.58				
¹⁷⁸ Hg		177.98248	0.26 s	EC/50 /6.1 α /50 /	6.43/	0+			
¹⁷⁹ Hg		178.98183	1.05 s	EC/8.0 α /	6.29/				
¹⁸⁰ Hg		179.97827	2.6 s	EC/5.5 α /	6.12/33 5.69/.03	0+			0.1250 0.3005 0.3812
¹⁸¹ Hg		180.97782	3.6 s	β^+ EC/76 /~ 7.3 α /24 /		(1/2-)	+0.507		0.0663 0.0811 0.0924 0.1474 0.1587 0.2142 0.2398
¹⁸² Hg		181.97469	10.8 s	β^+ , EC/85/5.0 α /15/	5.87/8.6 5.45/0.03	0+			0.129/122 0.2176/66 0.0256-0.543
¹⁸³ Hg		182.97445	9. s	β^+ , EC/77/6.3 α /	5.83/ 5.91/	1/2-	+0.524		0.0714 0.0874 0.1538
¹⁸⁴ Hg		183.97171	30.9 s	β^+ , EC/99/4.1 α /1/	5.54/1.3 5.07/0.002	0+			0.1565/102 0.2367/100 0.2384/18 (0.018-0.4227)
^{185m} Hg			21. s	β^+ , EC, IT, α /	5.37/	13/2+	-1.02	+0.2	0.211 0.292
¹⁸⁵ Hg		184.97190	51. s	β^+ , EC/95/5.8		1/2-	+0.509		0.02-0.55
¹⁸⁶ Hg		185.96936	1.4 m	β^+ , EC/3.3 α	5.09/0.02	0+			0.1119 0.2518
^{187m} Hg			1.7 m	β^+ , EC/		13/2+	-1.04	+0.5	see Hg187
¹⁸⁷ Hg		186.96981	2.4 m	β^+ , EC/4.9		3/2-	-0.594	-0.8	0.1034/32

Elem. or Isot.	Natural Abundance (Atom %)	Atomic Mass or Weight	Half-life/ Resonance Width (MeV)	Decay Mode/ Energy (/MeV)	Particle Energy/ Intensity (MeV/%)	Spin ($h/2\pi$)	Nuclear Magnetic Mom. (nm)	Elect. Quadr. Mom. (b)	γ -Energy / Intensity (MeV/%)
									0.2334/100
									0.2403/33
									0.27151/31
									0.3763/38
									0.5254/30
									0.10–2.18
¹⁸⁸ Hg		187.96758	3.2 m	β^+ , EC/2.3		0+			0.0988
				α	4.61				0.1148
									0.1424
									0.1900
^{189m} Hg			8.6 m	EC/		13/2+	-1.06	+0.7	0.0780
									0.3210
									0.4345
									0.5655
									(0.08–2.170)
¹⁸⁹ Hg		188.96819	7.6 m	EC/4.2		3/2-	-0.6086	-0.8	0.2005
									0.2038
									0.2386
									0.2485
¹⁹⁰ Hg		189.96632	20.0 m	EC/1.5		0+			0.1296
									0.1426
^{191m} Hg			51. m	β^+ /6 / EC/94 /		13/2+	-1.07	+0.6	ann.rad./ Au k x-ray
									0.2741
									0.4203
									0.5787
									(0.07–1.9)
¹⁹¹ Hg		190.96716	50. m	β^+ , EC/3.2		(3/2-)	-0.62	-0.8	0.1963
									0.2247
									0.2524
¹⁹² Hg		191.96563	5.0 h	EC/~ 0.5		0+			Au k x-ray
									0.1572
									0.2748
									0.3065
^{193m} Hg			11.8 h	β^+ , EC/91 / I.T./9 /0.2901		13/2+	-1.05843	+0.92	Hg k x-ray
									0.1866
									0.2580
									0.4076
									0.5733
									0.9324
									(0.1–1.96)
¹⁹³ Hg		192.96667	3.8 h	EC, B+/2.34		3/2-	-0.6276	-0.7	0.1866
									0.2580
									0.8611
¹⁹⁴ Hg		193.96544	520. y	EC/0.04		0+			Au L x-rays
^{195m} Hg			1.67 d	I.T./((54)/0.3186 EC/(46)/		13/2+	-1.04465	+1.1	Hg k x-ray Au k x-ray
									0.2617
									0.5603
									0.7798
¹⁹⁵ Hg		194.96672	10.5 h	EC/1.51		1/2-	+0.541475		Au k x-ray
									0.0614
									0.7798
¹⁹⁶ Hg	0.15(1)	195.965833	>2.5 × 10 ¹⁸ y			0+			
^{197m} Hg			23.8 h	I.T./((93)/0.2989		13/2+	-1.02768	+1.2	Hg k x-ray Au k x-ray
									0.13398
¹⁹⁷ Hg		196.967213	2.69 d	EC/0.600		1/2-	+0.527374		Au k x-ray
									0.07735
¹⁹⁸ Hg	9.97(20)	197.9667690				0+			

Elem. or Isot.	Natural Abundance (Atom %)	Atomic Mass or Weight	Half-life/ Resonance Width (MeV)	Decay Mode/ Energy (/MeV)	Particle Energy/ Intensity (MeV/%)	Spin ($h/2\pi$)	Nuclear Magnetic Mom. (nm)	Elect. Quadr. Mom. (b)	γ -Energy / Intensity (MeV/%)
^{199m} Hg			42.7 m	I.T./0.532		13/2+	-1.014703	+1.2	Hg k x-ray 0.15841
¹⁹⁹ Hg	16.87(22)	198.9682799				1/2-	+0.505885		
²⁰⁰ Hg	23.10(19)	199.9683260				0+			
²⁰¹ Hg	13.18(9)	200.970302				3/2-	-0.560226	+0.39	
²⁰² Hg	29.86(26)	201.970643				0+			
²⁰³ Hg		202.972873	46.61 d	β^- /0.492	0.213/100	5/2-	+0.8489	+0.34	Tl k x-ray 0.279188
²⁰⁴ Hg	6.87(15)	203.9734939				0+			
²⁰⁵ Hg		204.976073	5.2 m	β^- /1.531	1.33/4	1/2-	+0.6010		0.20378 (0.2-1.4)
²⁰⁶ Hg		205.97751	8.2 m	β^- /1.31	0.935/34 1.3/63	0+			Tl k x-ray 0.3052 0.6502
²⁰⁷ Hg		206.9826	2.9 m	β^- /4.8		(9/2+)			
²⁰⁸ Hg		207.9859	41. m	β^-		0+			0.474
²⁰⁹ Hg		208.9910	36 s	β^-					0.324
²¹⁰ Hg		209.9945	> 0.3 μ s	β^-		0+			
₈₁Tl		204.3833(2)							
¹⁷⁶ Tl		176.0006	5 ms	p	1.26/~ 100				
^{177m} Tl			0.23 ms	p/51 α /49	1.95 7.48				
¹⁷⁷ Tl		176.99643	0.017 s	α /73 p/27					
¹⁷⁸ Tl		177.9949	0.25 s	α /	6.704 6.785 6.62 6.859				
^{179m} Tl			1.7 ms	α	/7.21/80 /7.10/20				
¹⁷⁹ Tl		178.99109	0.3 s	α	6.57/				
¹⁸⁰ Tl		179.9899	1.5 s	α /8	6.28/30 6.36/30 6.21/18 6.56/15 6.47/7				
^{181m} Tl			1.4 ms	α	6.58/100				
¹⁸¹ Tl		180.98626	3.2 ms	α / < 10	6.19/100				
¹⁸² Tl		181.9857	3. s	β^+ , EC/10.9					0.351 (0.26-0.41)
^{183m} Tl			53. ms	α	6.33/80 6.38/16 6.46/4	9/2-			0.0618 (0.046-0.0894)
¹⁸³ Tl		182.98219	5. s	β^+ , EC/7.7		$\frac{1}{2}+$			0.208
¹⁸⁴ Tl		183.98187	11. s	β^+ , EC/(98)/9.2 α /(2)/	6.16/				0.2868 0.3399 0.3667
^{185m} Tl			1.8 s	I.T./0.453 α /5.97	6.01	(9/2-)			0.1688 0.2840
¹⁸⁵ Tl		184.9788	20. s	EC/ β^+ /6.6					
^{186m} Tl			4. s	I.T./0.374					0.3738
¹⁸⁶ Tl		185.9783	28. s	β^+ , EC/7.5					0.3567 0.4026 0.4053
^{187m} Tl			15.6 s	I.T./~ 0.33 α /5.97	6.01	(9/2+)	+3.8	-2.4	0.2995
¹⁸⁷ Tl		186.97591	50. s	β^+ , EC/6.0		$\frac{1}{2}+$	1.6		
^{188m} Tl			1.18 m	β^+ , EC/		(7+)			Hg k x-ray 0.4129

Elem. or Isot.	Natural Abundance (Atom %)	Atomic Mass or Weight	Half-life/ Resonance Width (MeV)	Decay Mode/ Energy (/MeV)	Particle Energy/ Intensity (MeV/%)	Spin ($h/2\pi$)	Nuclear Magnetic Mom. (nm)	Elect. Quadr. Mom. (b)	γ -Energy / Intensity (MeV/%)
									0.6954 (0.08-1.0)
¹⁹⁶ Tl		195.97048	1.84 h	β^+ /(15)/4.4 EC/(85)/		2-	+0.072	-0.18	ann.rad./ Hg k x-ray 0.4257 0.6105 (0.03-2.4)
^{197m} Tl			0.54 s	IT/53/0.608 β^+ , EC/47/		9/2-			Tl k x-ray 0.2262 0.4118 0.5872 0.6367
¹⁹⁷ Tl		196.96958	2.83 h	β^+ /(1)/2.18 EC/(99)/		1/2+	+1.58		Hg k x-ray 0.1522/8.2 0.4258
^{198m} Tl			1.87 h	β^+ , EC/(53)/ IT/47/0.5347		7+	+0.64		Hg k x-ray Tl k x-ray 0.4118 0.5872 0.6367
¹⁹⁸ Tl		197.9405	5.3 h	EC, β^+ /(1)/3.5	1.4/ 2.1/ 2.4/	2-			Hg k x-ray 0.4118 0.6367 0.6759 (0.23-2.8)
¹⁹⁹ Tl		198.96988	7.4 h	EC/1.4		1/2-	+1.60		Hg k x-ray 0.2082 0.2473 0.4555
²⁰⁰ Tl		199.97096	1.087 d	EC/2.46	1.07/ 1.44/	2-	0.04		Hg k x-ray 0.36799 1.2057 (0.11-2.3)
²⁰¹ Tl		200.97082	3.038 d	EC/0.48		1/2+	+1.605		Hg k x-ray 0.13528 0.16740/10.0
²⁰² Tl		201.97211	12.47 d	EC/1.36		2-	0.06		Hg k x-ray 0.43957
²⁰³ Tl	29.524(14)	202.972344				1/2+	+1.622258		
²⁰⁴ Tl		203.973864	3.78 y	β^- /97/0.7637 EC/(3)/0.347	0.763/97	2-	0.09		Hg k x-ray
²⁰⁵ Tl	70.476(14)	204.974428				1/2+	+1.638215		
^{206m} Tl			3.76 m	I.T./2.644		12-			Tl k x-ray 0.2166 0.2661 0.4534 0.6866 1.0219
²⁰⁶ Tl		205.976110	4.20 m	β^- /1.533	1.53/99.9	0-			Pb k x-ray 0.80313
^{207m} Tl			1.3 s	I.T./1.350		11/2-			Tl k x-ray 0.3501 1.0000
²⁰⁷ Tl		206.97742	4.77 m	β^- /1.423	1.43/99.8	1/2+	+1.88		0.89723
²⁰⁸ Tl		207.982019	3.053 m	β^- /5.001	1.28/23 1.52/22 1.796/51	(5+)	+0.29		Pb k x-ray 0.27728 0.51061 0.58302 2.61448
²⁰⁹ Tl		208.98536	2.16 m	β^- /3.98	1.8 /100	(1/2+)			Pb k x-ray

Elem. or Isot.	Natural Abundance (Atom %)	Atomic Mass or Weight	Half-life/ Resonance Width (MeV)	Decay Mode/ Energy (/MeV)	Particle Energy/ Intensity (MeV/%)	Spin ($h/2\pi$)	Nuclear Magnetic Mom. (nm)	Elect. Quadr. Mom. (b)	γ -Energy / Intensity (MeV/%)
^{193m} Pb			5.8 m	$\beta+$, EC/		13/2+	-1.15	+0.19	ann.rad./ 0.3650 0.3922
¹⁹³ Pb		192.97617	~ 2. m	EC/5.2		3/2 (-)			
¹⁹⁴ Pb		193.97401	10. m	$\beta+$, EC/2.7 α	4.64	0+			ann.rad./ 0.2036
^{195m} Pb			15. m	$\beta+$ /(8)/ EC/(92)/		13/2+	-1.132	+0.30	ann.rad./ Tl k x-ray 0.3836 0.3942 0.8784
¹⁹⁵ Pb		194.97454	~ 15. m	$\beta+$, EC/5.8					ann.rad./ 0.3836 0.3937 0.7776
¹⁹⁶ Pb		195.97277	37. m	$\beta+$, EC/2.1		0+			Tl k x-ray 0.2531 0.5021
^{197m} Pb			43. m	EC/79/ $\beta+$ /2/ IT/19/0.3193		13/2+	-1.104	+0.38	Tl k x-ray 0.3079 0.3877 0.7743 (0.2-2.2)
¹⁹⁷ Pb		196.97343	~ 8. m	EC/97/3.6 $\beta+$ /3/		(3/2-)	-1.075	-0.08	Tl k x-ray 0.3755 0.3858 0.7611
¹⁹⁸ Pb		197.97203	2.4 h	EC/1.4		0+			Tl k x-ray 0.1734 0.2903 0.3654
^{199m} Pb			12.2 m	IT/93/0.4248 $\beta+$, EC/(7)/		13/2+			Pb k x-ray 0.4255
¹⁹⁹ Pb		198.97292	1.5 h	EC/(99)/2.9 $\beta+$ /(1)/		5/2-	-1.074	+0.08	Tl k x-ray 0.3534 0.7202 1.1350 (0.22-2.4)
²⁰⁰ Pb		199.97183	21.5 h	EC/0.81		0+			Tl k x-ray 0.14763
^{201m} Pb			1.02 m	I.T./0.6291		13/2+			Pb k x-ray 0.6288
²⁰¹ Pb		200.97289	9.33 h	EC/1.90		5/2-	+0.675	-0.009	Tl k x-ray 0.33120 0.36131 (0.11-1.8)
^{202m} Pb			3.53 h	IT/90/2.170 $\beta+$ /10/		9-	-0.228	+0.58	Pb k x-ray Tl k x-ray 0.42219 0.78700 0.96271
²⁰² Pb		201.97216	5.3×10^4 y	EC/0.05		0+			Tl L x-ray
^{203m} Pb			6.2 s	I.T./0.8252		13/2+			Pb k x-ray 0.8203 0.8252
²⁰³ Pb		202.97339	2.163 d	EC/0.98		5/2-	+0.686	+0.10	Tl k x-ray 0.279188
^{204m} Pb			1.13 h	I.T./2.185		9-			Pb k x-ray 0.37481 0.89922

Elem. or Isot.	Natural Abundance (Atom %)	Atomic Mass or Weight	Half-life/ Resonance Width (MeV)	Decay Mode/ Energy (/MeV)	Particle Energy/ Intensity (MeV/%)	Spin ($h/2\pi$)	Nuclear Magnetic Mom. (nm)	Elect. Quadr. Mom. (b)	γ -Energy / Intensity (MeV/%)
									0.80313
									0.88100
²⁰⁷ Bi		206.978471	31.55 y	EC/2.399		9/2-	4.08	-0.6	Pb k x-ray
									0.56915
									1.06310
²⁰⁸ Bi		207.979742	3.68×10^5 y	EC/2.880		5+	4.63	-0.64	Pb k x-ray
									2.61435
²⁰⁹ Bi	100.	208.980399	1.9×10^{19} y	α	3.13	9/2-	+4.111	-0.37	
^{210m} Bi			3.0×10^6 y	α /	4.420(3)/0.29	9-	+2.73	-0.47	Tl k x-ray
					4.569(3)/3.9				0.2661
					4.584(3)/1.4				0.3052
					4.908(4)/39				0.6502
					4.946(3)/55				
²¹⁰ Bi		209.984120	5.01 d	β^- /1.163	1.16/99	1-	-0.0445	+0.136	0.2661
									0.3.52
²¹¹ Bi		210.98727	2.14 m	α /(99.7)/	6.279/16	9/2-			Tl k x-ray
				β^- /(0.3)/0.58	6.623/84				0.3501
^{212m2} Bi			7. m	β^- /		(15-)			
^{212m1} Bi			25.0 m	α /(93)/	6.300/40	(9-)			0.120
				β^- /(7)/	6.340/53				0.233
									0.275
									0.404
									0.727
²¹² Bi		211.991286	1.009 h	β^- /(64)/2.254		(1-)	+0.32	+0.1	Tl k x-ray
				α /(36)/	6.051/25				Po k x-ray
					6.090/9.6				0.2881
									0.72725
									0.78551
									1.62066
²¹³ Bi		212.994385	45.6 m	β^- /(98)/1.43	1.02/31	9/2-	+3.72	-0.60	Po k x-ray
				α /(2)/	1.42/66				0.4404
					5.549/0.16				(0.15-1.328)
					5.869/2.0				
									1.10006
²¹⁴ Bi		213.99871	19.7 m	β^- /3.27					0.60931
									1.12027
									1.76449
									(0.19-3.2)
^{215m} Bi			37. s	β					(0.158-0.498)
²¹⁵ Bi		215.00177	7.7 m	β^- /2.3					0.2937/35.2
									(0.271-1.399)
²¹⁶ Bi		216.00631	2.3 m	β^- /4.0					0.5498
									0.4192
²¹⁷ Bi		217.0095	98 s	β /					0.2646/100
									(0.254-1.017)
²¹⁸ Bi		218.0143	33. s	β^-					0.5097/134
									0.3857/100
									(0.174-0.703)
⁸⁴Po									
¹⁸⁸ Po		187.99942	0.27 ms	α	7.91/80	0+			
					7.320				
¹⁸⁹ Po		188.99848	5 ms	α	7.532/8				
					7.259/80				
					7.309/12				
¹⁹⁰ Po		189.99510	2.4 ms	α /	7.53/96.4	0+			
					7.01/3.3				
^{191m} Po			93. ms	α	7.376/50				
					6.888/46				

Elem. or Isot.	Natural Abundance (Atom %)	Atomic Mass or Weight	Half-life/ Resonance Width (MeV)	Decay Mode/ Energy (/MeV)	Particle Energy/ Intensity (MeV/%)	Spin ($\hbar/2\pi$)	Nuclear Magnetic Mom. (nm)	Elect. Quadr. Mom. (b)	γ -Energy / Intensity (MeV/%)
¹⁹¹ Po		190.99457	22 ms	α /	7.334/77 6.97/8				
¹⁹² Po		191.99134	32. ms	α /8.5	7.17/98.6 6.59/1.4	0+			
^{193m} Po			\sim 0.07 s	α /	7.00				
¹⁹³ Po		192.99103	0.45 s	α /	6.95				
¹⁹⁴ Po		193.98819	0.2 s	α /	6.84/93 6.19/0.22	0+			
^{195m} Po			\sim 2.8 s	α /	6.70/				
¹⁹⁵ Po		194.98811	\sim 3.9 s	α /	6.62/				
¹⁹⁶ Po		195.98554	5. s	α /(95)/ β +, EC/(5)/ \sim 4.6	6.53/94 5.77/0.02	0+			
^{197m} Po			25.8 s	α /(84)/ β +, EC/(16)/	6.385(3)/55	13/2+			
¹⁹⁷ Po		196.98566	53. s	α /(44)/ β +, EC/(56)/6.2	6.282(4)/76	(3/2-)			
¹⁹⁸ Po		197.98339	1.76 m	α /(70)/ β +, EC/(30)/4.0	6.18/57 5.27/7.6 $\times 10^{-4}$	0+			
^{199m} Po			4.2 m	β +, EC/(51)/ α /(39)/		13/2+	0.99		ann.rad./ 0.2745 0.4998 1.0020
¹⁹⁹ Po		198.98367	5.2 m	β +, EC/(88)/7. α /(12)/		(3/2-)			Bi k x-ray 0.1877 0.3616 1.0214 1.0344
²⁰⁰ Po		199.981780	11.5 m	β +, EC/85/3.4 α /(15)/		0+			0.14748 0.32792 0.6176 0.6709
^{201m} Po			8.9 m	β +, EC/(57)/ IT/40/0.418 α /(3)/		13/2+	1.00		Bi k x-ray Po k x-ray 0.2726 0.4123 0.4179 0.9670
²⁰¹ Po		200.98226	15.3 m	β +, EC/98/4.9 α /(2)/		3/2-	0.94		Bi k x-ray 0.2056 0.2250 0.8483 0.9048
²⁰² Po		201.98076	45. m	β +, EC/98/2.8 α /(2)/		0+			0.0410 0.1656 0.3158 0.6884
^{203m} Po			1.2 m	IT/96/0.6414 β -EC/(4)/		13/2+			Bi k x-ray Po k x-ray 0.6414
²⁰³ Po		202.98142	35. m	β +, EC/4.2		5/2-	+0.74		0.17516 0.21477 0.89350 0.90863 1.09095
²⁰⁴ Po		203.98032	3.53 h	EC/2.34 α		0+			Bi k x-ray 0.2702 0.8844 1.0162 (0.11-1.9)
²⁰⁵ Po		204.98120	1.7 h	β +, EC/3.53		5/2-	+0.76	+0.17	Bi k x-ray

Elem. or Isot.	Natural Abundance (Atom %)	Atomic Mass or Weight	Half-life/ Resonance Width (MeV)	Decay Mode/ Energy (/MeV)	Particle Energy/ Intensity (MeV/%)	Spin ($h/2\pi$)	Nuclear Magnetic Mom. (nm)	Elect. Quadr. Mom. (b)	γ -Energy / Intensity (MeV/%)
									0.83681
									0.84983
									0.87241
									1.00124
									(0.12–2.7)
²⁰⁶ Po		205.98048	8.8 d	EC/(95)/1.85		0+			Bi k x-ray
				α /(5)/	5.223/5.5				0.28644
									0.31156
									0.51134
									0.80737
									1.03228
									(0.11–1.5)
^{207m} Po			2.8 s	IT/1.383		19/2-			Po k x-ray
									0.2682
									0.30074
									0.81448
²⁰⁷ Po		206.98159	5.80 h	EC, β^+ /2.91		5/2-	+0.79	+0.28	Bi k x-ray
									0.74263
									0.91176
									0.99225
²⁰⁸ Po		207.981246	2.898 y	α /5.213	4.233/0.0002	0+			
					5.1158/100				
²⁰⁹ Po		208.982430	102. y	α /4.976	4.624/0.56	1/2-	$\sim +0.77$		0.26049
					4.879/99.2				0.8964
²¹⁰ Po		209.982874	138.4 d	α /5.407	4.516/0.001	0+			0.80313
					5.304/100				
^{211m} Po			25.2 s	α /	7.273/91	25/2+			Pb k x-ray
					7.994/1.7				0.32808
					8.316/0.25				0.56915
					8.875/7.0				0.89723
									1.06310
²¹¹ Po		210.986653	0.516 s	α /7.594	6.570/0.54	9/2+			0.56915
					6.892/0.55				0.89723
					7.450/98.9				
^{212m} Po			45. s	α /	8.514/2.0	16+			
					9.086/1.0				
					11.650/97				
²¹² Po		211.988868	0.298 μ s	α /8.953	8.784/100	0+			
²¹³ Po		212.992857	3.7 μ s	α /8.537	7.614/0.003	9/2+			
					8.375/100				
²¹⁴ Po		213.995201	163.7 μ s	α /7.833	6.904/0.01	0+			0.7995
					7.686/99.99				0.298
²¹⁵ Po		214.999420	1.780 ms	α /7.526	6.950/0.02	(9/2+)			
					6.957/0.03				
					7.386/100				
²¹⁶ Po		216.001915	0.145 s	α /6.906	5.895/0.002	0+			
					6.778/99.99				
²¹⁷ Po		217.00634	1.53 s	α /6.662	6.539/				
²¹⁸ Po		218.008973	3.04 m	α /6.114	6.003/99.999	0+			
					5.181/0.11				
²¹⁹ Po		219.0137	~ 2 m						
²²⁰ Po		220.0166	> 0.3 μ s			0+			
⁸⁵ At									
^{191m} At			2.1 ms	α	7.65/98				
					7.72/2				
¹⁹¹ At			~ 1.7 ms	α	7.55/100				
^{193m} At			21 ms	α	7.33/98				
					7.42/2				

Elem. or Isot.	Natural Abundance (Atom %)	Atomic Mass or Weight	Half-life/ Resonance Width (MeV)	Decay Mode/ Energy (/MeV)	Particle Energy/ Intensity (MeV/%)	Spin ($h/2\pi$)	Nuclear Magnetic Mom. (nm)	Elect. Quadr. Mom. (b)	γ -Energy / Intensity (MeV/%)
									0.78189
									0.79020
									(0.1–2.6)
²¹⁰ At		209.98715	8.1 h	EC/99.8/3.98		5+			Po k x-ray
				α /(0.2)/5.632	5.361/0.05				0.24535
					5.442/0.05				0.52758
									1.18143
									1.43678
									1.48335
									(0.04–2.4)
²¹¹ At		210.987496	7.21 h	EC/(58)/0.787		9/2-			Po k x-ray
				α /(42)/5.980	5.211/0.004				0.66956
					5.868/42				0.6870
									0.74263
^{212m} At			0.119 s	α /	7.837/65	(9-)			
					7.897/33				
²¹² At		211.99075	0.314 s	α /7.828	7.058/0.4	(1-)			
					7.088/0.6				
					7.618/15				
					7.681/84				
²¹³ At		212.992937	0.11 μ s	α /9.254	9.080/	9/2-			
^{214m} At			0.76 μ s	α /8.762		(9-)			
²¹⁴ At		213.996372	0.56 μ s	α /8.987	8.819/100	(1-)			
²¹⁵ At		214.99865	0.10 ms	α /8.178	7.626/0.045	(9/2-)			0.40486
					8.023/99.9				
²¹⁶ At		216.002423	0.30 ms	α /7.947	7.595/0.2	(1-)			
					7.697/2.1				
					7.800/97				
²¹⁷ At		217.004719	32. ms	α /7.202	6.812/0.06	(9/2-)			0.2595
					7.067/99.9				0.3345
									0.5940
²¹⁸ At		218.00869	1.6 s	α /6.883	6.654/6				
					6.695/90				
					6.748/4				
²¹⁹ At		219.011162	50. s	α /6.390	6.275/				
²²⁰ At		220.0154	3.71 m	β^- /3.7					(0.24–0.70)
²²¹ At		221.0181	2.3 m	β					
²²² At		222.0223	0.9 m	β					
²²³ At		223.0252	50. s	β					
⁸⁶Rn									
^{195m} Rn			5 ms	α	7.56				
¹⁹⁵ Rn		195.00544	6 ms	α	7.54				
¹⁹⁶ Rn		196.00212	4. ms	α /	7.46	0+			
^{197m} Rn			0.02 s	α	7.36				
¹⁹⁷ Rn		197.0016	0.07 s	α /	7.26				
¹⁹⁸ Rn		197.99868	64. ms	α	7.205	0+			
^{199m} Rn			0.32 s	α	7.060	(13/2+)			
¹⁹⁹ Rn		198.9984	0.62 s	α /	6.989	3/2-			
²⁰⁰ Rn		199.99570	1.06 s	α /(98)/	6.901/	0+			0.4329
				EC/(2)/5.					0.5043
^{201m} Rn			3.8 s	EC/(10)/		13/2+			
				α /(90)/	6.773/				
²⁰¹ Rn		200.9956	7.0 s	α /(80)/	6.725/	(3/2-)			
				EC/(20)/	α /6.778				
²⁰² Rn		201.99326	9.9 s	α /(12)/	6.641/	0+			0.5695
				EC/(88)/					0.2876–0.6255
^{203m} Rn			28. s	α /	6.551	13/2+	-0.96	+1.3	

Elem. or Isot.	Natural Abundance (Atom %)	Atomic Mass or Weight	Half-life/ Resonance Width (MeV)	Decay Mode/ Energy (/MeV)	Particle Energy/ Intensity (MeV/%)	Spin ($h/2\pi$)	Nuclear Magnetic Mom. (nm)	Elect. Quadr. Mom. (b)	γ -Energy / Intensity (MeV/%)
²⁰³ Rn		202.99339	45. s	$\alpha/(66)/6.629$ EC/(34)/~ 7.4	6.499/	3/2-			
²⁰⁴ Rn		203.99143	1.24 m	$\alpha/(68)/$ EC/(32)/3.8	6.420/	0+			
²⁰⁵ Rn		204.99172	2.8 m	$\alpha/(23)/6.390$ EC/(77)/5.2	6.123(3)/0.02 6.262(3)/23	(5/2-)	+0.80	+0.06	0.2652 0.3553 0.4648 0.6205 0.6753 0.7300
²⁰⁶ Rn		205.99021	5.7 m	$\alpha/(68)/6.384$ EC/(32)/3.3	6.258(3)/	0+			0.06170 0.0968 0.3245 0.3862 0.4822 0.4973 0.7728
²⁰⁷ Rn		206.99073	9.3 m	β_+ , EC/77/4.6 $\alpha/(23)/6.252$	5.995(4)/0.02 6.068(3)/0.15 6.126(3)/22.8	5/2-	+0.82	+0.22	At k x-ray 0.32947 0.34455 0.36767 0.40267 0.74723 (0.18-1.4)
²⁰⁸ Rn		207.98964	24.3 m	$\alpha/(60)/6.260$ EC/(40)/2.85	5.469(2)/0.003 6.140(2)/60	0+			
²⁰⁹ Rn		208.99042	29. m	β_+ /(83)/3.93 $\alpha/(17)/$	2.16/2.3 5.887(3)/0.04 5.898(3)/0.02 6.039(2)/16.9	5/2-	+0.8388	+0.31	At k x-ray 0.27933 0.33753 0.40841 0.68942 0.74594 (0.18-3.2)
²¹⁰ Rn		209.98970	2.4 h	$\alpha/(96)/6.157$ EC/(4)/2.37	5.351(2)/0.005 6.039(2)/96	0+			At k x-ray 0.19625 0.45824 0.57104 0.64868 (0.14-1.7)
²¹¹ Rn		210.99060	14.6 h	β_+ , EC/74/2.89 $\alpha/(26)/5.964$	5.619(1)/0.7 5.784(1)/16.4 5.851(1)/8.8	1/2-	+0.60		At k x-ray 0.16877 0.25022 0.37049 0.67412 0.67839 1.36298 (0.11-2.7)
²¹² Rn		211.990704	24. m	$\alpha/6.385$	5.587(4)/0.05 6.260(4)/99.95	0+			
²¹³ Rn		212.99388	19. ms	$\alpha/8.243$	7.552(8)/1.0 8.087(8)/98.2 7.254/0.8	9/2+			0.540
²¹⁴ Rn		213.99536	0.27 μ s	$\alpha/9.209$	9.037(9)/	0+			
²¹⁵ Rn		214.99875	2.3 μ s	$\alpha/8.840$	8.674(8)/	(9/2+)			
²¹⁶ Rn		216.00027	45. μ s	α		0+			
²¹⁷ Rn		217.003928	0.6 ms	$\alpha/7.885$	7.500/0.1 7.742(4)/100	9/2+			
²¹⁸ Rn		218.005601	35. ms	$\alpha/7.267$	6.534(1)/0.16 7.133(1)/99.8	0+			0.6093 0.6653
²¹⁹ Rn		219.009480	3.96 s	$\alpha/6.946(1)$	6.3130(5)/0.05	(5/2+)	-0.44	+0.93	Po k x-ray

Elem. or Isot.	Natural Abundance (Atom %)	Atomic Mass or Weight	Half-life/ Resonance Width (MeV)	Decay Mode/ Energy (/MeV)	Particle Energy/ Intensity (MeV/%)	Spin ($h/2\pi$)	Nuclear Magnetic Mom. (nm)	Elect. Quadr. Mom. (b)	γ -Energy / Intensity (MeV/%)
					6.425(3)/7.5				0.13057
					6.5309(4)/0.12				0.27113
					6.5531(3)/12.2				0.40170
					6.8193(3)/81				(0.1–1.05)
²²⁰ Rn		220.011394	55.6 s	α /6.404	5.7486(5)/0.07	0+			
					6.2883(1)/99.9				
²²¹ Rn		221.01554	25. m	α /(22)/6.148	5.778(3)/1.8	7/2+	-0.020	-0.38	Fr L x-ray
				β^- /(78)/1.2	5.788(3)/2.2				0.07384
					6.037(3)/18				0.08323
									0.0610
									0.18639
²²² Rn		222.017578	3.823 d	α /5.590	4.987(1)/0.08	0+			0.510
					5.4897(3)/99.9				
²²³ Rn		223.0218	23. m	β^- /			-0.78	+0.80	
²²⁴ Rn		224.0241	1.8 h	β^- /		0+			0.1085
									0.2601
									0.2655
²²⁵ Rn		225.0284	4.5 m	β^- /		7/2-	-0.70	+0.84	
²²⁶ Rn		226.0309	7.4 m	β^- /		0+			
²²⁷ Rn		227.0354	2. s	β^- /					
²²⁸ Rn		228.0380	65. s	β^- /		0+			
⁸⁷Fr									
¹⁹⁹ Fr		199.00726	12 s	α	7.66				
²⁰⁰ Fr		200.0066	49 ms	α	7.47				
^{201m} Fr			~ 0.02 s	α /	7.454				
²⁰¹ Fr		201.0039	~ 60 ms	α /	7.36/	(9/2-)			
^{202m} Fr			0.29 s	α	7.236/				
²⁰² Fr		202.00337	0.30 s	α /7.590	7.24/100				
²⁰³ Fr		203.00093	0.54 s	α /7.280	7.132(5)/	(9/2-)			
^{204m2} Fr			0.8 s	α	7.01				
^{204m1} Fr			2. s	α	6.97				
²⁰⁴ Fr		204.00065	1.8 s	α /	7.03/96				
					6.97/90				
					7.01/74				
²⁰⁵ Fr		204.99859	3.9 s	α /7.050	6.914(5)/	(9/2-)			
^{206m} Fr			0.7 s	α /	6.93				0.531(IT)
²⁰⁶ Fr		205.99867	16.0 s	α /7.416	6.792(5)/84				
²⁰⁷ Fr		206.99695	14.8 s	α /6.900	6.766(5)/	9/2-	+3.9	-0.16	
²⁰⁸ Fr		207.99714	59.1 s	α /(77)/6.770	6.636(5)/	7+	-4.8	+0.004	
				EC/(23)/6.99					
²⁰⁹ Fr		208.99595	50.0 s	α /(89)/5.1	6.646(3)/	9/2-	+3.9	-0.24	0.7978
				EC/(11)/5.16					(0.1103–1.384)
²¹⁰ Fr		209.99641	3.2 m	α /6.670/71	6.543(5)/99.87	6+	+4.4	+0.19	0.2030
				EC/6.26	(5.90-6.42)				0.6438
									0.8175
									0.9008
²¹¹ Fr		210.99554	3.10 m	α /6.660/87	6.534(5)/99.94	9/2-	+4.0	-0.19	0.220
				EC/4.61	(5.87-6.20)				0.2799
									0.5389
									0.9169
²¹² Fr		211.99620	20. m	EC/(57)/5.12	6.261(1)/16	(5+)	+4.6	-0.10	Rn x-ray
				α /(43)/6.529	6.335(1)/4				0.08107
					6.335(1)/4				0.08378
					6.343(1)/1.3				0.2277
					6.383(1)/10				1.1856
					6.406(1)/9.5				1.2748
					6.08–6.18				0.014–1.178
²¹³ Fr		212.99619	34.6 s	α /6.905	8.476(4)/51	9/2-	+4.0	-0.14	(0.408-0.577)

Elem. or Isot.	Natural Abundance (Atom %)	Atomic Mass or Weight	Half-life/ Resonance Width (MeV)	Decay Mode/ Energy (/MeV)	Particle Energy/ Intensity (MeV/%)	Spin ($h/2\pi$)	Nuclear Magnetic Mom. (nm)	Elect. Quadr. Mom. (b)	γ -Energy / Intensity (MeV/%)
^{214m} Fr			3.4 ms	α /	8.547(4)/46 6.775-8.046	9-			
²¹⁴ Fr	213.99897		5.0 ms	α /8.587	7.409(3)/0.3 7.605(8)/1.0 7.940(3)/1.0 8.355(3)/4.7 8.427(3)/93	(1-)		(0.073-0.966)	
²¹⁵ Fr	215.00034		0.12 μ s	α /9.537	9.360(8)/	(9/2-)			
²¹⁶ Fr	216.00320		0.70 μ s	α /9.175	9.005(10)/95			(0.045-0.160)	
²¹⁷ Fr	217.00463		0.016 ms	α /8.471	8.315(8)/	(9/2-)			
^{218m} Fr			22. ms	α					
²¹⁸ Fr	218.007578		1. ms	α /8.014	7.384(10)/0.5 7.542(15)/1.0 7.572(10)/5 7.732(10)/0.5 7.867(2)/93	(1-)			
²¹⁹ Fr	219.00925		21. ms	α /8.132	6.802(2)/0.25 6.967(2)/0.6 7.146(2)/0.25 7.313(2)/99	(9/2-)			
²²⁰ Fr	220.012327		27.4 s	α /6.800	6.582(1)/10 6.630(2)/6 6.641(1)/12 6.686(1)/61 6.39-6.58	1+	-0.67	+0.47	0.0450 0.061 0.1060 0.1539 0.1617
²²¹ Fr	221.014255		4.8 m	α /6.457	5.9393(7)/0.17 5.9797(7)/0.49 6.0751(7)/0.15 6.1270(7)/ 6.2433(3)/1.3 6.3410(7)/83.4	(5/2-)	+1.58	-1.0	At k x-ray 0.0995 0.21798 0.4091
²²² Fr	222.01755		14.3 m	β^- /2.03 α /5.850	1.78/	2-	+0.63	+0.51	
²²³ Fr	223.019736		22.0 m	β^- /1.149 α /0.006	α /5.291 5.314 5.403	(3/2+)	+1.17	+1.17	0.1509 0.0589 0.1453
²²⁴ Fr	224.02325		3.0 m	β^- /2.82		1-	+0.40	+0.517	0.13150 0.21575 0.8367 (0.1-2.21)
²²⁵ Fr	225.02557		3.9 m	β^- /1.87		3/2	+1.07	+1.3	
²²⁶ Fr	226.0294		49. s	β^- /3.6		1	+0.071	-1.35	0.18606 0.25373
²²⁷ Fr	227.0318		2.48 m	β^- /2.5		1/2	+1.50		
²²⁸ Fr	228.0357		39. s	β^- /~ 3.5		2-	-0.76	+2.4	
²²⁹ Fr	229.03845		50. s	β^- /					
²³⁰ Fr	230.0425		19. s	β^- /		(3)			
²³¹ Fr	231.0454		17. s	β^- /					
²³² Fr	232.050		5. s	β^- /					(0.0545-0.721)
⁸⁸Ra									
²⁰¹ Ra			~ 1.6 ms	α	7.91/				
²⁰² Ra	202.0099		~ 0.02 ms	α	7.74	0+			
^{203m} Ra			24 ms	α	7.61				
²⁰³ Ra	203.0093		~ 31 ms	α	7.59				
²⁰⁴ Ra	204.0065		0.06 s	α	7.48	0+			
^{205m} Ra			~ 0.17 s						
²⁰⁵ Ra	205.0063		0.22 s	α	7.34				
²⁰⁶ Ra	206.00383		0.4 s	α /7.416	7.272(5)/	0+			

Elem. or Isot.	Natural Abundance (Atom %)	Atomic Mass or Weight	Half-life/ Resonance Width (MeV)	Decay Mode/ Energy (/MeV)	Particle Energy/ Intensity (MeV/%)	Spin ($\hbar/2\pi$)	Nuclear Magnetic Mom. (nm)	Elect. Quadr. Mom. (b)	γ -Energy / Intensity (MeV/%)
²⁰⁷ Ra		207.0038	1.3 s	$\alpha/7.270$	7.133(5)/				
²⁰⁸ Ra		208.00184	1.4 s	$\alpha/7.273$	7.133(5)/	0+			
²⁰⁹ Ra		209.00199	4.6 s	$\alpha/7.150$	(6.50-7.14)	5/2-	+0.87	+0.40	(0.387-0.634)
^{210m} Ra			2.4 μ s						(0.0967-0.775)
²¹⁰ Ra		210.00050	3.7 s	$\alpha/7.610$	7.020(5)/	0+			574.9
^{211m} Ra			3.9 μ s						(0.396-0.802)
²¹¹ Ra		211.00090	13. s	$\alpha/7.046$ EC/5.0	6.907/99. (6.26-6.79)	(5/2-)	+0.878	+0.48	(0.120-0.665)
^{212m} Ra			8.3 μ s						(0.440-0.824)
²¹² Ra		211.99979	13.0 s	$\alpha/7.033$	6.901(2)/	0+			
^{213m} Ra			2.1 ms	IT					(0.160-1.061)
²¹³ Ra		213.00038	2.7 m	EC/(20)/3.88 $\alpha/(80)/6.860$		(1/2-)	+0.613		0.1024 0.11010 0.2125
					6.521(3)/4.8 6.622(3)/39 6.730(3)/36				
^{214m} Ra			> 0.015 ms						(0.181-1.382)
²¹⁴ Ra		214.00011	2.46 s	$\alpha/7.272$	7.14/99.8/ 6.51/0.2	0+			0.642
^{215m} Ra			7.6 μ s						(0.196-1.048)
²¹⁵ Ra		215.00272	1.64 ms	$\alpha/8.864$	7.883(6)/2.8 8.171(3)/1.4 8.700(3)/95.9	(9/2+)			0.773/100 0.852/74 0.055-1.048
²¹⁶ Ra		216.00353	0.18 μ s	$\alpha/9.526$	9.349(8)/	0+			
²¹⁷ Ra		217.00632	1.6 μ s	$\alpha/9.161$	8.992(8)/	9/2-			
²¹⁸ Ra		218.00714	26. μ s	$\alpha/8.547$	8.390(8)/	0+			
²¹⁹ Ra		219.01009	0.010 s	$\alpha/8.132$	7.680(10)/65 7.982(9)/35				
²²⁰ Ra		220.01103	18. ms	$\alpha/7.593$	7.39/5 7.45/95	0+			0.465
²²¹ Ra		221.013917	29. s	$\alpha/6.879$	6.254(10)/0.7 6.578(5)/3 6.585(3)/8 6.608(3)/35 6.669(3)/21 6.758(3)/31	5/2+	-0.180	+1.9	
²²² Ra		222.015375	36.2 s	$\alpha/5.590$	6.237(2)/3.0 6.556(2)/97	0+			0.324 0.1448-0.8402
²²³ Ra		223.018502	11.43 d	$\alpha/5.979$	5.287(1)/0.15 5.338(1)/0.13 5.365(1)/0.13 5.433(5)/2.3 5.502(1)/1.0 5.540(1)/9.2 5.607(3)/24 5.716(3)/52 5.747(1)/9 5.857(1)/0.32 5.872(1)/0.85	(3/2+)	+0.271	+1.25	Rn k x-ray 0.12231 0.14418 0.15418 0.15859 0.26939 0.32388 0.33328 0.44494 (0.10-0.7)
²²⁴ Ra		224.020212	3.66 d	$\alpha/5.789$	5.034(10)/0.003 5.047(1)/0.007 5.164(5)/0.007 5.449(2)/4.9 5.685(2)/95	0+			Rn k x-ray 0.2407 0.4093 0.6501
²²⁵ Ra		225.023612	14.9 d	$\beta^-/0.36$ α	0.32/100 5.01×10^{-5} 4.98×10^{-6}	(3/2+)	-0.734		Ac k x-ray 0.0434
²²⁶ Ra		226.025410	1599. y > 4×10^{18} y	$\alpha/4.870$ sf/ 4×10^{-14}	4.194(1)/0.001 4.343(1)/0.006 4.601(1)/6.16	0+			Rn k x-ray 0.1861/3.64 0.2624

Elem. or Isot.	Natural Abundance (Atom %)	Atomic Mass or Weight	Half-life/ Resonance Width (MeV)	Decay Mode/ Energy (/MeV)	Particle Energy/ Intensity (MeV/%)	Spin ($h/2\pi$)	Nuclear Magnetic Mom. (nm)	Elect. Quadr. Mom. (b)	γ -Energy / Intensity (MeV/%)
²²⁷ Ra		227.029178	42. m	β^- /1.325	4.784(1)/93.8 1.03/ 1.30/	(3/2+)	-0.404	+1.5	0.053–2.448 Ac L x-ray Ac k x-ray 0.02739
²²⁸ Ra		228.031070	5.76 y	β^- /0.046	0.039/50 0.014/30 0.026/20	0+			0.0135 (0.006–0.0306)
²²⁹ Ra		229.03496	4.0 m	β^- /1.76	1.76/	(3/2+)	+0.503	+3.1	0.0145–0.1715
²³⁰ Ra		230.03706	1.5 h	β^- /1.0	0.7/	0+			0.0631 0.0720 0.2028 0.4698 0.4787
²³¹ Ra		231.0412	1.7 m	β^-					
²³² Ra		232.0436	4. m	β^-		0+			
²³³ Ra		233.0481	30. s	β^-					
²³⁴ Ra		234.051	~ 30. s	β^- /		0+			
⁸⁹Ac									
^{206m} Ac			0.04 s	α	7.79				
²⁰⁶ Ac		206.0145	~ 26 ms	α	7.75				
²⁰⁷ Ac		207.0120	27 ms	α /	7.69				
^{208m} Ac			~ 25. ms	α /	7.72				
²⁰⁸ Ac		208.0116	~ 0.1 s	α /	7.62				
²⁰⁹ Ac		209.00949	~ 0.10 s	α /	7.58				
²¹⁰ Ac		210.0094	0.34 s	α /7.610	7.462(8) /				
²¹¹ Ac		211.0077	0.20 s	α /7.620	7.480(8) /				
²¹² Ac		212.0078	0.9 s	α /7.520	7.379(8) /				
²¹³ Ac		213.0066	0.73 s	α /7.500	7.364(8) /	(9/2-)			
²¹⁴ Ac		214.00690	8.2 s	α / (86) /7.350 EC / (14) /6.34	7.215/54 7.081/42 (6.48–7.15)	(5+)			(0.0626–0.754)
²¹⁵ Ac		215.00645	0.17 s	α /7.750	7.60/99.57 7.21/0.46 7.03/0.20 6.96/0.14	(9/2-)			0.399 0.582 0.654
^{216m} Ac			0.44 ms	α /	8.198(8) /1.7 8.283(8) /2.5 9.028(5) /49 9.106(5) /46	(9-)			(0.0826–1.375)
²¹⁶ Ac		216.00872	44. ms	α /9.241	8.990(2) /10 9.070(8) /90	(1-)			
^{217m} Ac			0.7 μ s	α /	10.540/100				
²¹⁷ Ac		217.00935	0.07 μ s	α /9.832	9.650(10) /100	9/2-			
²¹⁸ Ac		218.01164	1.1 μ s	α /9.380	9.205(15) /				
²¹⁹ Ac		219.01242	0.012 ms	α /8.830	8.664(10) /	(9/2-)			
²²⁰ Ac		220.01476	26. ms	α /8.350	7.610(20) /23 4.680(20) /21 7.790(10) /13 7.850(10) /24 7.985(10) /4 8.005(10) /5 8.060(10) /6 8.195(10) /3				
²²¹ Ac		221.01559	52. ms	α /7.790	7.170(10) /2 7.375(10) /10 7.440(15) /20 7.645(10) /70				
^{222m} Ac			63. s	α /(>89) /	6.710(20) /7				

Elem. or Isot.	Natural Abundance (Atom %)	Atomic Mass or Weight	Half-life/ Resonance Width (MeV)	Decay Mode/ Energy (/MeV)	Particle Energy/ Intensity (MeV/%)	Spin ($h/2\pi$)	Nuclear Magnetic Mom. (nm)	Elect. Quadr. Mom. (b)	γ -Energy / Intensity (MeV/%)
²²⁹ Ac		229.03302	1.04 h	β^- /1.10	1.1/	(3/2+)			0.09335/2.43 0.16451/2.61 0.56916/2.24 0.0111-0.898
²³⁰ Ac		230.0363	2.03 m	β^- /2.7 β^- , sf	1.4/ /0.000119	1+			Th k x-ray 0.45497 0.50820 (0.12-2.5)
²³¹ Ac		231.0386	7.5 m	β^- /2.1	2.1/100	(1/2+)			0.14379 0.18574 0.22140 0.28250 0.3070
²³² Ac		232.0420	2.0 m	β^- /3.7		(2-)			
²³³ Ac		233.0446	2.4 m	β^- /		(1/2+)			
²³⁴ Ac		234.0484	40. s	β^- /		(1+)			
⁹⁰Th		232.03806(2)							
²⁰⁹ Th		209.0177	~ 0.01 s	α	8.08				
²¹⁰ Th		210.0158	~ 9 ms	α	7.90	0+			
²¹¹ Th		211.0149	0.04 s	α	7.79				
²¹² Th		212.01298	~ 30. ms	α /	7.80/	0+			
²¹³ Th		213.0130	0.14 s	α /7.840	7.692(10)/				
²¹⁴ Th		214.01150	0.10 s	α /7.825	7.677(10)/	0+			
²¹⁵ Th		215.01173	1.2 s	α /7.660	7.33(10)/8	(1/2-)			0.134 0.192 (0.069-0.295)
^{216m} Th			0.14 ms	α	9.93/74				(0.0905-1.478)
²¹⁶ Th		216.01106	27. ms	α /8.071	8.00, 9.31 7.92/99.46	0+			0.628
²¹⁷ Th		217.01311	0.25 ms	α /9.424	7.30/0.54 9.27/94.6				(0.546-0.822)
²¹⁸ Th		218.01328	0.11 μ s	α /9.847	8.46/3.8 8.73/1.6	0+			
²¹⁹ Th		219.01554	1.05 μ s	α /9.510	9.665(10)/ 9.340(20)/	0+			
²²⁰ Th		220.01575	10. μ s	α /8.953	8.790(20)/	0+			
²²¹ Th		221.01818	2. ms	α /8.628	7.732/7 8.142/72 8.469/21				
²²² Th		222.01847	2.24 ms	α /8.129	7.980/97.7	0+			
²²³ Th		223.02081	0.60 s	α /7.454	7.599/2.3 7.29(1)/41(5) 7.32(1)/29(5) 7.350(15)/20(5) 7.390(15)/10(4)				
²²⁴ Th		224.02147	1.05 s	α /7.305	6.768(5)/1.2 6.997(5)/19 7.170(5)/7	0+			
²²⁵ Th		225.023951	8.72 m	EC/(10)/0.68 α /(90)/6.920	6.441(2)/15 6.479(2)/43 6.501(3)/14 6.627(3)/3 6.650(5)/3 6.700(5)/2 6.743(3)/7 6.796(2)/9	(3/2+)			
²²⁶ Th		226.024903	30.83 m	α /6.454	6.026(1)/0.2	0+			Ra k x-ray

Elem. or Isot.	Natural Abundance (Atom %)	Atomic Mass or Weight	Half-life/ Resonance Width (MeV)	Decay Mode/ Energy (/MeV)	Particle Energy/ Intensity (MeV/%)	Spin ($h/2\pi$)	Nuclear Magnetic Mom. (nm)	Elect. Quadr. Mom. (b)	γ -Energy / Intensity (MeV/%)
					6.041(1)/0.19				0.1112
					6.098(1)/1.3				0.2421
					6.2283(4)/23				0.1310
					6.3375(4)/75				0.1733–0.9295
²²⁷ Th		227.027704	18.72 d	α /6.146		(3/2+)			Ra L x-ray
									Ra k x-ray
									0.05014
									0.23597
									0.25624
									(0.02–1.0)
²²⁸ Th		228.028741	1.913 y	α /5.520	5.1770(2)/0.18	0+			
					5.2114(1)/0.4				
					5.3405(1)/26.7				
					5.4233(1)/73				
^{229m} Th			13.9 h	α	4.83–5.08				
²²⁹ Th		229.031762	7.9×10^3 y	α /5.168	4.814/9.3	5/2+	+0.46	+4.	0.1935/4.3
					4.845(5)/56				0.21089/277
					4.9008(5)/10.2				0.13697/1.21
					4.689–5.077				0.0111–0.6036
²³⁰ Th		230.033134	7.54×10^4 y	α /4.771	4.4383(6)/0.03	0+			0.0677/0.46
					4.4798(6)/0.12				0.1439/0.078
			$> 2 \times 10^{18}$ y	sf/ $< 4 \times 10^{-12}$	4.6211(6)/23.4				
					4.6876(6)/76.3				
²³¹ Th		231.036304	1.063 d	β^- /0.390	0.138/22	5/2+			Pa L x-ray
					0.218/20				Pa k x-ray
					0.305/52				0.02564
									0.084203/
									(0.02–0.3)
²³² Th	100.	232.038055	1.40×10^{10} y	α /4.081	3.830(10)/0.2	0+			0.0590
			1.2×10^{21} y	sf/ 1.1×10^{-9}	3.952(5)/23				0.124
					4.010(5)/77				
²³³ Th		233.041582	22.3 m	β^- /1.245	1.245/	$\frac{1}{2}$ +			Pa L x-ray
									Pa k x-ray
									0.02938
									0.08653
									0.45930
									(0.02–1.2)
²³⁴ Th		234.043601	24.10 d	β^- /0.273	0.102/20	0+			Pa L x-ray
					0.198/72				0.06329/4.1
									0.09235/2.4
									0.09278/2.4
²³⁵ Th		235.04751	7.2 m	β^- /1.9					0.4162
									0.6594
									0.7272
									0.747
									0.9318
²³⁶ Th		236.0499	37.5 m	β^- /~ 1.0		0+			Pa k x-ray
									0.1107
²³⁷ Th		237.0539	5.0 m	β^-					
²³⁸ Th		238.0565	9.4 m			0+			0.0890
₉₁Pa		231.03588(2)							
²¹² Pa		212.0232	~ 5 ms	α	8.27				
²¹³ Pa		213.0211	7 ms	α	8.24				
²¹⁴ Pa		214.0209	17 ms	α	8.12				
²¹⁵ Pa		215.0192	15. ms	α	8.08/100				
²¹⁶ Pa		216.0191	0.19 s	α /	7.95/51				0.134
					7.82/45				
					7.79/4				

Elem. or Isot.	Natural Abundance (Atom %)	Atomic Mass or Weight	Half-life/ Resonance Width (MeV)	Decay Mode/ Energy (/MeV)	Particle Energy/ Intensity (MeV/%)	Spin ($\hbar/2\pi$)	Nuclear Magnetic Mom. (nm)	Elect. Quadr. Mom. (b)	γ -Energy / Intensity (MeV/%)
^{217m} Pa			1.08 ms	α /	10.16/72				0.4504–0.8208
					8.306/11				
					9.55/6				
					9.69/2				
²¹⁷ Pa	217.0183		3.8 ms	α /8.490	8.337/99				0.0466–0.634
					7.873/0.4				
					7.728/0.3				
					7.710/0.3				
²¹⁸ Pa	218.02004		0.12 ms	α /	9.54/31				0.092
					9.61/69				
²¹⁹ Pa	219.0199		0.05 μ s	α					
²²⁰ Pa	220.0219		0.8 μ s	α					
²²¹ Pa	221.0219		6. μ s	α	9.08(3)				
²²² Pa	222.0237		~ 4.3 ms	α /8.700	8.180/50				
					8.330/20				
					8.540/30				
²²³ Pa	223.0240		~ 6.5 ms	α /8.340	8.006(10)/55				
					8.196(10)/45				
²²⁴ Pa	224.02563		0.84 s	α /7.630	7.555(10)/75(3)				0.1945
					7.46(1)/25(3)				(0.028–0.412)
²²⁵ Pa	225.0261		1.8 s	α /7.380	7.195(10)/30				
					7.245(10)/70				
²²⁶ Pa	226.02795		1.8 m	α /(74)/6.987	6.728(10)/0.7				
				EC/(26)/2.83	6.823(10)/35				
					6.863(10)/39				
²²⁷ Pa	227.02881		38.3 m	α /(85)/6.582	6.357(4)/7	(5/2-)			0.0649
				EC/(15)/1.02	6.376(10)/2.2				0.0669
					6.401(4)/8				0.1100
					6.416(4)/13				
					6.423(10)/10				
					6.465(4)/43				
²²⁸ Pa	228.031051		22. h	EC/(98)/2.111		(3+)	+3.5		Th k x-ray
				α /(2)	5.779/0.23				0.409/100
					5.805/0.15				0.4631/222
					6.078/0.4				0.91116/242
					6.105/0.25				0.96464/120
					6.118/0.22				0.96897/149
									0.058–1.96
²²⁹ Pa	229.032097		1.5 d	EC/(99.8)/0.32		(5/2+)			0.04244
				α /(0.2)/5.836	5.536(2)/0.02				(0.024–0.18)
					5.579(2)/0.09				
					5.668(2)/0.05				
²³⁰ Pa	230.034541		17.4 d	EC/(90)/1.310	0.51/	(2-)	2.0		Th L x-ray
				β^- /(10)/0.563					Th k x-ray
									0.4437
									0.45477
									0.89876
									0.91856
									0.95199
									(0.053–1.07)
²³¹ Pa	231.035884		3.25×10^4 y	α /5.148	4.6781(5)/1.5	3/2-	2.01	-1.7	Ac L x-ray
					4.7102(5)/1.0				Ac k x-ray
			$> 2 \times 10^{17}$ y	$sf/< 1.6 \times 10^{-15}$	4.7343(5)/8.4				0.01899
					4.8513(5)/1.4				0.027396
					4.9339(5)/3				0.03823
					4.9505(5)/22.8				0.04639
					4.9858(5)/1.4				0.25586
					5.0131(5)/25.4				0.26029
					5.0292(5)/20				0.28367
					5.0318(5)/2.5				0.30007

Elem. or Isot.	Natural Abundance (Atom %)	Atomic Mass or Weight	Half-life/ Resonance Width (MeV)	Decay Mode/ Energy (/MeV)	Particle Energy/ Intensity (MeV/%)	Spin ($h/2\pi$)	Nuclear Magnetic Mom. (nm)	Elect. Quadr. Mom. (b)	γ -Energy / Intensity (MeV/%)
					5.0587(5)/11				0.30264
									0.33007
									(0.02-0.61)
²³² Pa		232.03859	1.31 d	β^- /1.34		(2-)			U k x-ray
									0.10900
									0.15009
									0.89439
									0.96934
									(0.10-1.17)
²³³ Pa		233.040247	27.0 d	β^- /0.571	0.15/40	3/2-	+4.0	-3.0	U L x-ray
					0.256/60				U k x-ray
									0.30017
									0.31201/38.4
									(0.0286-0.456)
^{234m} Pa			1.17 m	β^- /99.9/2.29		(0-)			U k x-ray
				IT/0.13/					0.25818/0.07
									0.76641/0.32
									1.0009/0.86
									(0.06-1.96)
²³⁴ Pa		234.043308	6.69 h	β^- /2.197	0.51/	(4+)			U L x-ray
									U k x-ray
									0.1312/0.03
									0.5695/0.02
									0.9256/0.02
									(0.02-1.99)
²³⁵ Pa		235.04544	24.4 m	β^- /1.41	1.4/97	(3/2-)			0.0308-0.65893
²³⁶ Pa		236.0487	9.1 m	β^- /2.9	1.1/40	(1-)			U k x-ray
					2.0/50				0.64235
					3.1/10				0.68759
									1.7630
									(0.04-2.18)
²³⁷ Pa		237.0512	8.7 m	β^- /2.3	1.1/60	(1/2+)			0.4986
					1.6/30				0.5293
					2.3/10				0.5407
									0.8536
									0.8650
									(0.04-1.4)
²³⁸ Pa		238.0545	2.3 m	β^- /3.5	1.2/	(3-)			0.10350
					1.7/				0.1785
									0.4484
									0.6350
									0.6800
									1.01446
									(0.04-2.5)
²³⁹ Pa		239.0573	1.8 h						
⁹² U		238.02891(3)							
²¹⁷ U		217.0244	~ 0.2 ms	α	8.02				
^{218m} U			~ 0.56 ms	α	10.68				
²¹⁸ U		218.02354	0.5 ms	α	8.61	0+			
²¹⁹ U		219.0249	~ 0.08 ms	α	9.68(4)/				
²²² U		222.0261	~ 1. μ s	α		0+			
²²³ U		223.0277	0.02 s	α /	8.78(4)/				
²²⁴ U		224.02761	~ 1. ms	α /	8.46/100	0+			
²²⁵ U		225.02939	84. ms	α /	7.87/83				
					7.82/15				
					7.63/2				
²²⁶ U		226.02934	0.26 s	α /7.560	7.56/86	0+			
					7.38/14				

Elem. or Isot.	Natural Abundance (Atom %)	Atomic Mass or Weight	Half-life/ Resonance Width (MeV)	Decay Mode/ Energy (/MeV)	Particle Energy/ Intensity (MeV/%)	Spin ($h/2\pi$)	Nuclear Magnetic Mom. (nm)	Elect. Quadr. Mom. (b)	γ -Energy / Intensity (MeV/%)
²²⁷ U		227.03116	1.1 m	$\alpha/7.200$	6.870/				
²²⁸ U		228.03137	9.1 m	$\alpha/6.803$	6.404(6)/0.6	0+			0.095
					6.440(5)/0.7				0.152
					6.589(5)/29				0.187
					6.681(6)/70				0.246
²²⁹ U		229.03351	58. m	EC/(80)/1.31 $\alpha/(20)/6.473$	6.223/3 6.297(3)/11 6.332(3)/20 6.360(3)/64	(3/2+)			
²³⁰ U		230.033940	20.8 d $> 4 \times 10^{10}$ y	$\alpha/5.992$ sf/ $< 10^{-10}$	5.5866(3)/0.01 5.6624(3)/0.26 5.6663(3)/0.38 5.8178(3)/32 5.8887(3)/67	0+			Th L x-ray 0.07218 0.15421 0.23034 (0.081–0.8565)
²³¹ U		231.036294	4.2 d	EC/0.36 $\alpha/(10^{-3})$	$5.46/1.6 \times 10^{-3}$ $5.47/1.4 \times 10^{-3}$ $5.40/1. \times 10^{-3}$	(5/2-)			Pa L x-ray Pa k x-ray 0.02564 0.08420
²³² U		232.037156	70. y 2.6×10^{15} y	$\alpha/5.414$ sf/ 2.7×10^{-12}	4.9979(1)/0.003 5.1367(1)/0.3 5.2635(1)/31 5.3203(1)/69	0+			
²³³ U		233.039635	1.592×10^5 y $> 2.7 \times 10^{17}$ y	$\alpha/4.909$ sf/ 6×10^{-11}	4.7830(8)/13.2 4.8247(8)/84.4 4.510–4.804	5/2+	+0.59	3.66	Th L x-ray 0.04244 0.09714 (0.0252–1.119)
²³⁴ U	0.0054(5)	234.040952	2.455×10^5 y 1.5×10^{16} y	$\alpha/4.856$ sf/ 1.6×10^{-9}	4.604(1)/0.24 4.7231(1)/27.5 4.776(1)/72.5	0+			0.05323/0.156 0.12091
^{235m} U			26. m	IT/0.0007		1/2+			
²³⁵ U	0.7204(6)	235.043930	7.04×10^8 y 1.0×10^{19} y	$\alpha/4.6793$ sf/ 7×10^{-9}	4.1525(9)/0.9 4.2157(9)/6. 4.3237(9)/4.6 4.3641(9)/19. 4.370(4)/6 4.3952(9)/57. 4.4144(9)/2.1 4.5025(9)/1.7 4.5558(9)/4.2 4.5970(9)/4.8	7/2-	-0.38	4.9	Th L x-ray Th k x-ray 0.10917 0.14378 0.16338 0.18574 0.20213 0.20533 0.22140 (0.03–0.79)
²³⁶ U		236.045568	2.342×10^7 y 2.5×10^{16} y	$\alpha/4.569$ sf/ 9×10^{-8}	4.332(8)/0.26 4.445(5)/26 4.494(3)/74	0+			Th L x-ray 0.04946/100 0.11279/24.1 0.17115/0.080
²³⁷ U		237.048730	6.75 d	$\beta^- /0.519$	0.24/ 0.25/	1/2+			Np L x-ray Np k x-ray 0.05953 0.20801
²³⁸ U	99.2742(10)	238.050788	4.47×10^9 y 8.2×10^{15} y	α sf/ 5×10^{-5}	4.0395/0.23 4.147(5)/23 4.196(5)/77	0+			Th L x-ray 0.04955/.06 0.1135/.01
²³⁹ U		239.054293	23.5 m	$\beta^- /1.265$	1.2/ 1.3/	5/2+			(0.522–0.681)
²⁴⁰ U		240.05659	14.1 h	$\beta^- /0.39$	0.36/	0+			Np L x-ray 0.04410 0.05558 0.06760
²⁴² U		242.0629	16.8 m	$\beta^- /\sim 1.2$		0+			

Elem. or Isot.	Natural Abundance (Atom %)	Atomic Mass or Weight	Half-life/ Resonance Width (MeV)	Decay Mode/ Energy (/MeV)	Particle Energy/ Intensity (MeV/%)	Spin ($h/2\pi$)	Nuclear Magnetic Mom. (nm)	Elect. Quadr. Mom. (b)	γ -Energy / Intensity (MeV/%)
⁹³ Np									
²²⁵ Np		225.0339	> 2 μ s						
²²⁶ Np		226.0352	0.03 s	α /	8.04(2)/				
²²⁷ Np		227.0350	0.51 s	α /	7.65(2)/				
					7.68(1)/				
²²⁸ Np		228.0362	61. s	EC/60(7)/ α /40(7)/, sf					
²²⁹ Np		229.0363	4.0 m	α /7.010	6.890(20)				
²³⁰ Np		230.0378	4.6 m	EC/97 /3.6 α /3	6.660(20)				
²³¹ Np		231.03825	48.8 m	EC/98 /1.8 α /2 /6.368	6.280/2	5/2			0.2629 0.3475 0.3703
²³² Np		232.0401	14.7 m	EC/99 /2.7		(4-)			U L x-ray U k x-ray 0.3268 0.81925 0.86683
²³³ Np		233.04074	36.2 m	EC/1.2		(5/2+)			U L x-ray U k x-ray 0.29887 0.31201
²³⁴ Np		234.04290	4.4 d	β +, EC/1.81	0.79/	(0+)			U L x-ray U k x-ray 1.5272 1.5587 1.6022
²³⁵ Np		235.044063	1.085 y	EC/99.9 /0.124 α /0.001/5.191		5/2+			U k x-ray
^{236m} Np			22.5 h	EC/52 / β - /48 /		(1-)			U L x-ray Pu L x-ray U k x-ray 0.64235 0.68759
²³⁶ Np		236.04657	1.55×10^5 y	EC/91 /0.94 β - /9 /0.49		(6-)			U L x-ray U k x-ray 0.10423 0.16031
²³⁷ Np		237.048173	2.14×10^6 y 1×10^{18} y	α /4.957 sf/2.1 $\times 10^{-10}$	4.6395(5)/6.5 4.766(5)/9.7 4.7715(5)/22.7 4.7884(5)/47.8 4.558-4.873	5/2+	+3.14	+3.89	Pa L x-ray Pa k x-ray 0.029378/15 0.08653/12 (0.03-0.28)
²³⁸ Np		238.050946	2.117 d	β - /1.292	1.2/	2+			Pu L x-ray Pu k x-ray 0.98447/25.2 1.02855/18.3 (.044-1.026)
²³⁹ Np		239.052939	2.355 d	β - /0.722	0.341/30 0.438/48	5/2+			Pu L x-ray Pu k x-ray 0.10613 0.228186/11 0.27760/15 (0.04-0.50)
^{240m} Np			7.22 m	β - /99.9 / IT/0.1 /	2.18/	(1+)			0.25143 0.26333 0.55454 0.59735

Elem. or Isot.	Natural Abundance (Atom %)	Atomic Mass or Weight	Half-life/ Resonance Width (MeV)	Decay Mode/ Energy (/MeV)	Particle Energy/ Intensity (MeV/%)	Spin ($\hbar/2\pi$)	Nuclear Magnetic Mom. (nm)	Elect. Quadr. Mom. (b)	γ -Energy / Intensity (MeV/%)
²⁴⁰ Np		240.05616	1.032 h	β^- /2.20	0.89/	5+			0.1471/ 0.5664 0.6008
²⁴¹ Np		241.0583	13.9 m	β^- /1.3	1.3/	5/2+			0.1330/ 0.1740 0.280
^{242m} Np			2.2 m	β^- /		(1+)			0.15910 0.2651/ 0.78570 0.9448/
²⁴² Np		242.0616	5.5 m	β^- /2.7	2.7/	6+			0.6209 0.73620 0.78074 1.47340 (0.04–2.37)
²⁴³ Np		243.06428	1.9 m						
²⁴⁴ Np		244.0679	2.3 m						
⁹⁴Pu									
²²⁸ Pu		228.03874	~ 1.1 s	α /	7.81(2)/	0+			
²²⁹ Pu		229.0402	~ 1.5 m	α /	7.46/				
²³⁰ Pu		230.03965	1.7 m	α /	7.06/81 7.00/19	0+			
²³¹ Pu		231.04110	8.6 m	EC/90 α /10	6.72				
²³² Pu		232.04119	34. m	EC/>80/1.1 α / <20 /6.716	6.542(10)/38 6.600(10)/62	0+			
²³³ Pu		233.04300	20.9 m	EC(99.9)/1.9 α /0.1 /6.416	6.300(20)/0.1				0.1503 0.1804 0.2353 0.5002 0.5346/ 1.0352/
²³⁴ Pu		234.04332	8.8 h	EC/94 /0.39 α /6 /6.310	6.035(3)/0.024 6.149(3)/1.9 6.200(3)/4.	0+			
²³⁵ Pu		235.04529	25.3 m	EC/99+ /1.2 α /0.003/5.957	5.850(20)/0.003	(5/2+)			
^{236m} Pu			1.2 μ s						
²³⁶ Pu		236.046058	2.87 y 1.5 $\times 10^9$ y	α /5.867 sf/1.9 $\times 10^{-7}$	5.611/0.21 5.7210/30.5 5.7677(1)/69.3	0+			0.0476/0.07 0.109/0.02 (0.17–0.97)
²³⁷ Pu		237.048410	45.7 d	EC/99.9 /0.220 α /0.003 /5.747	5.334(4)/0.0015 5.356(4)/0.0006 5.650(4)/0.0007	7/2-			Np L x-ray Np k x-ray 0.026344 0.03319 0.05954 (0.03–0.5)
²³⁸ Pu		238.049560	87.7 y 4.75 $\times 10^{10}$ y	α /5.593 sf/1.8 $\times 10^{-7}$	5.3583(1)/0.10 5.465(1)/28.3 5.4992(1)/71.6	0+			U k x-ray 0.04347 (0.04–1.1)
²³⁹ Pu		239.052163	2.410 $\times 10^4$ y 8. $\times 10^{15}$ y	α /5.244 sf/3 $\times 10^{-10}$	5.055/0.047 5.076/0.078 5.106/11.9 5.144/17.1 5.157/70.8 (4.74 –5.03)	1/2+	+0.203		U k x-ray 0.05162 0.05682 0.12928 0.37502 0.41369

Elem. or Isot.	Natural Abundance (Atom %)	Atomic Mass or Weight	Half-life/ Resonance Width (MeV)	Decay Mode/ Energy (/MeV)	Particle Energy/ Intensity (MeV/%)	Spin ($\hbar/2\pi$)	Nuclear Magnetic Mom. (nm)	Elect. Quadr. Mom. (b)	γ -Energy / Intensity (MeV/%)
²⁴⁰ Pu		240.053814	6.56 × 10 ³ y	$\alpha/5.255$	5.0212(1)/0.07	0+			U L x-ray
			1.14 × 10 ¹¹ y	sf/5.7 × 10 ⁻⁶	5.1237(1)/26.4				0.04524
					5.1681(1)/73.5				0.10423
								(0.04–0.97)	
²⁴¹ Pu		241.056852	14.3 y	$\beta^-/99+/0.0208$	4.853/3 × 10 ⁻⁴	5/2+	-0.683	+6.	0.14854
				$\alpha/0.002/5.139$	4.897/0.002				0.1600
			< 6 × 10 ¹⁶ y	sf/> 2.4 × 10 ⁻¹⁴					
²⁴² Pu		242.058743	3.75 × 10 ⁵ y	$\alpha/4.983$	4.7546(7)/0.098	0+			U L x-ray
			6.77 × 10 ¹⁰ y	sf/5.5 × 10 ⁻⁴	4.8564(7)/22.4				0.04491
					4.9006(7)/78				0.10350
²⁴³ Pu		243.062003	4.956 h	$\beta^-/0.582$	0.49/21	7/2+			Am L x-ray
					0.58/60				0.0417
									0.0839
²⁴⁴ Pu		244.064204	8.00 × 10 ⁷ y	$\alpha/99.9/4.665$	4.546(1)/19.4	0+			U L x-ray
			6.6 × 10 ¹⁰ y	sf/0.12	4.589(1)/80.5				0.0439
²⁴⁵ Pu		245.06775	10.5 h	$\beta^-/1.21$	0.93/57	(9/2-)			Am L x-ray
					1.21/11				Am k x-ray
									0.2804 /
									0.30832
									0.32752
									0.56014
²⁴⁶ Pu		246.07021	10.85 d	$\beta^-/0.40$	0.150/85	0+			Am L x-ray
					0.35/10				Am k x-ray
									0.04379
								0.22371	
²⁴⁷ Pu		247.0741	2.3 d						
⁹⁵Am									
²³² Am		232.0466	0.9 m	EC/~ 5.0					
²³³ Am		233.0464	~ 3.2 m	α	6.78				
²³⁴ Am		234.0478	2.3 m	EC/4.2					
²³⁵ Am		235.0480	10.3 m	EC					Pu K x-ray
				α	6.46/0.4			0.291/100	
							(0.170-0.828)		
^{236m} Am			2.9 m			(1-)		(0.583-0.713)	
²³⁶ Am		236.0496	3.6 m	EC		(5-)		(0.158-1.038)	
²³⁷ Am		237.0500	1.22 h	EC/99.98 /1.7		(5/2-)			Pu k x-ray
				$\alpha/0.02/6.20$	6.042(5)/0.02				0.14559
									0.28026
									0.43845
²³⁸ Am		238.05198	1.63 h	EC/2.26		1+			Pu L x-ray
				$\alpha/0.0001/6.04$	5.940/0.0001				Pu k x-ray
									0.91870
								0.96278	
²³⁹ Am		239.053025	11.9 h	EC/99.99/0.803		5/2-			Pu L x-ray
				$\alpha/0.01/5.924$	5.734(2)/0.001				Pu k x-ray
					5.776(2)/0.008				0.18172
									0.22818
								0.27760	
²⁴⁰ Am		240.05530	2.12 d	EC/1.38		(3-)			Pu L x-ray
				$\alpha/5.592$	5.378(1)/16 × 10 ⁻⁴				Pu k x-ray
									0.88878
								0.98764	
								(0.1–1.3)	
²⁴¹ Am		241.056829	432.7 y	$\alpha/5.637$	5.2443(1)/0.002	5/2-	+1.58	+3.1	Np L x-ray
			1.2 × 10 ¹⁴ y	sf/3.6 × 10 ⁻¹⁰	5.3221(1)/0.015				0.02634 /0.024
					5.3884(1)/1.4				0.03319/0.0126
					5.4431(1)/12.8				0.05954/0.359

Elem. or Isot.	Natural Abundance (Atom %)	Atomic Mass or Weight	Half-life/ Resonance Width (MeV)	Decay Mode/ Energy (/MeV)	Particle Energy/ Intensity (MeV/%)	Spin ($h/2\pi$)	Nuclear Magnetic Mom. (nm)	Elect. Quadr. Mom. (b)	γ -Energy / Intensity (MeV/%)
					5.4857(1)/85.2				(0.03–1.128)
					5.5116(1)/0.20				
					5.5442(1)/0.34				
^{242m} Am			141. y	IT/99.5/0.048		5-	+1.0	+6.5	Am L x-ray
				α /0.5/5.62	5.141(4)/0.026				0.04863
			$> 3 \times 10^{12}$ y	sf/ $< 4.7 \times 10^{-9}$	5.2070(2)/0.4				0.08648
									0.10944
									0.16304
²⁴² Am	242.059549		16.02 h	β^- /83 /0.665	0.63/46	1-	+0.388	-2.4	Pu L x-ray
				EC/17 /0.750	0.67/37				Cm L x-ray
									Pu k x-ray
									0.0422
									0.04453
²⁴³ Am	243.061381		7.37×10^3 y	α /5.438	5.1798(5)/1.1	5/2-	+1.5	+2.9	0.04354
			$2. \times 10^{14}$ y	sf/ 3.7×10^{-9}	5.2343(5)/11				0.07467
					5.2766(5)/88				0.08657
					5.394(5)/0.12				0.11770
					5.3500(5)/0.16				0.14197
^{244m} Am			~ 26 . m	β^- /1.498		(1-)			0.0429
²⁴⁴ Am	244.064285		10.1 h	β^- /1.428					Am L x-ray
									Cm k x-ray
									0.7460
									0.9000
²⁴⁵ Am	245.066452		2.05 h	β^- /0.894	0.65/19	(5/2+)			Cm L x-ray
					0.90/77				Cm k x-ray
									0.25299
^{246m} Am			25.0 m	β^- /	1.3/79.	2-			Cm L x-ray
					1.60/14				Cm k x-ray
					2.1/7				0.27002
									0.79881
									1.06201
									1.07885
									(0.04–2.29)
²⁴⁶ Am	246.06978		39. m	β^- /2.38	1.2/	(7-)			Cm L x-ray
									Cm k x-ray
									0.1529
									0.2046
									0.6786
²⁴⁷ Am	247.0721		22. m	β^- /1.7					Cm L x-ray
									Cm k x-ray
									0.2267 /
									0.2853 /
⁹⁶Cm									
²³³ Cm		233.0508		α /	7.34/				
²³⁴ Cm		234.05016	~ 51 . s	α	7.24/	0+			
²³⁵ Cm		235.0514							
²³⁶ Cm		236.0514		EC/1.7		0+			
²³⁷ Cm		237.0529		EC/2.5					
²³⁸ Cm		238.05303	2.4 h	EC/ >90 /0.97		0+			
				α / <10 /6.632	6.520(50)/ <10				
²³⁹ Cm		239.0550	~ 3 . h	EC/1.7					0.0407
									0.1466
									0.1874
²⁴⁰ Cm		240.055530	27. d	α /6.397	5.989/0.014	0+			
					6.147/0.05				
			1.9×10^6 y	sf/ 3.9×10^{-6}	6.2478(6) /28.8				
					6.2906(6) /70.6				

Elem. or Isot.	Natural Abundance (Atom %)	Atomic Mass or Weight	Half-life/ Resonance Width (MeV)	Decay Mode/ Energy (/MeV)	Particle Energy/ Intensity (MeV/%)	Spin ($h/2\pi$)	Nuclear Magnetic Mom. (nm)	Elect. Quadr. Mom. (b)	γ -Energy / Intensity (MeV/%)
²⁴¹ Cm		241.057653	32.8 d	EC/99 /0.768 α /1 /6.184	5.8842(4)/0.12 5.9291(4)/0.18 5.9389(4)/0.69	1/2+			Am k x-ray
									0.13241
									0.16505
									0.18028
									0.43063
²⁴² Cm		242.058836	162.8 d	α /6.216 $\text{sf}/6.4 \times 10^{-6}$	5.9694(1)/0.035 6.069(1)/25 6.1129(1)/74	0+			Pu L x-ray
									0.04408
									0.10189
									(0.04-1.2)
²⁴³ Cm		243.061389	29.1 y	α /6.167 $\text{sf}/5.3 \times 10^{-9}$	5.6815(5) /0.2 5.6856(5)/1.6 5.7420(5)/10.6 5.7859(5)/73.3 5.9922(5)/6.5 6.0103(5)/1.0 6.0589(5)/5 6.0666(5)/1.5	5/2+	0.41		Pu L x-ray
									Pu k x-ray
									0.10612
									0.20975
									0.22819
									0.27760
									0.28546
									0.33431
(0.04-0.7)									
²⁴⁴ Cm		244.062753	18.1 y	α /5.902 $\text{sf}/1.4 \times 10^{-4}$	5.6656/0.02 5.7528/23 5.8050/77 5.515/0.004	0+			Pu L x-ray
									0.04282
									0.09885
									0.15262
²⁴⁵ Cm		245.065491	8.48×10^3 y	α /5.623 $\text{sf}/6.1 \times 10^{-7}$	5.235(10)/0.3 5.3038(10)/5.0 5.3620(7)/93 5.4927(11)/0.8 5.5331(11)/0.6	7/2+	0.5		Pu L x-ray
									Pu k x-ray
									0.04195
									0.13299
									0.13606
0.17494									
²⁴⁶ Cm		246.067224	4.76×10^3 y	α /5.476 $\text{sf}/0.026$	5.343(3)/21 5.386(3)/79	0+			Pu L x-ray
									0.04453
²⁴⁷ Cm		247.070354	1.56×10^7 y	α /5.352	4.818(4)/4.7 4.8690(20)/71 4.941(4)/1.6 4.9820(20)/2.0 5.1436(20)/1.2 5.2104(20)/5.7 5.2659(20)/13.8	9/2-	0.37		Pu k x-ray
									0.2792
									0.2886
									0.3471
									0.4035
²⁴⁸ Cm		248.072349	3.48×10^5 y	α /99.92 /5.162 $\text{sf}/8.38$	4.931(5)/0.07 5.0349(2)/16.5 5.0784(2)/(75)/1	0+			
²⁴⁹ Cm		249.075953	64.15 m	β^- /0.900	0.9/	1/2+			Bk k x-ray
									0.56039/0.84
									0.63431/1.5
²⁵⁰ Cm		250.07836	$\sim 9.7 \times 10^3$ y	sf/85.8 α /5.27		0+			(0.085-0.653)
²⁵¹ Cm		251.08229	16.8 m	β^- /1.42	0.90/16	(1/2+)			0.3896 /
									0.5299
									0.5425
²⁵² Cm		252.0849	< 2 d			0+			
₉₇Bk									
²³⁸ Bk		238.0583	2.4 m	EC/5.0					
²³⁹ Bk		239.0583							
²⁴⁰ Bk		240.0598	~ 4.8 m						
²⁴¹ Bk		241.0602	4.6 m	EC					(0.152-0.262)
²⁴² Bk		242.0620	7.0 m	EC/3.0					
²⁴³ Bk		243.063008	4.5 h	EC/99.8 /1.508	6.542(4)/0.03	(3/2-)			0.1466

Elem. or Isot.	Natural Abundance (Atom %)	Atomic Mass or Weight	Half-life/ Resonance Width (MeV)	Decay Mode/ Energy (/MeV)	Particle Energy/ Intensity (MeV/%)	Spin ($h/2\pi$)	Nuclear Magnetic Mom. (nm)	Elect. Quadr. Mom. (b)	γ -Energy / Intensity (MeV/%)
				$\alpha/0.15 /6.871$	6.5738(2)/0.04				0.1874
					6.7180(22)/0.02				0.755
					6.7581(20)/0.02				0.840
									0.946
²⁴⁴ Bk	244.06518	4.4 h	EC/99.99 /2.26			(4-)			0.1445
			$\alpha/0.01 /6.778$		6.625(4)/0.003				0.1876
					6.667(4)/0.003				0.2176
									0.9815
									0.9215/
²⁴⁵ Bk	245.066362	4.94 d	EC/99.9 /0.810			3/2-			Cm L x-ray
			$\alpha/0.1 /6.453$		5.8851(5)/0.03				Cm k x-ray
					6.1176(9)/0.01				0.25299
					6.1467(5)/0.02				0.3809
					6.3087(5)/0.014				0.3851
					6.3492(5)/0.018				
²⁴⁶ Bk	246.0687	1.80 d	EC/1.35			(2-)			Cm L x-ray
									Cm k x-ray
									0.79881
									1.08142
²⁴⁷ Bk	247.07031	1.4×10^3 y	$\alpha/5.889$		5.465(5)/1.5	(3/2-)			0.04175
					5.501(5)/7				0.0839
					5.532(5)/45				0.268
					5.6535(20)/5.5				
					5.678(2)/13				
					5.712(2)/17				
					5.753(2)/4.3				
					5.794(2)/5.5				
²⁴⁸ Bk	248.07310	23.7 h	$\beta^- /70 /0.87$		0.86/	(1-)			Cm L x-ray
			EC/30 /0.72						Cf L x-ray
									Cm k x-ray
									Cf k x-ray
									0.5507
²⁴⁹ Bk	249.074987	320. d	$\beta^- /0.125$		0.125/100	7/2+	2.0		$0.327/10^{-5}$
			$\alpha/0.001 /5.525$		5.390(1)/0.0002				$0.308/10^{-6}$
		1.8×10^9 y	$sf/4.9 \times 10^{-8}$		5.4174(6)/0.001				
²⁵⁰ Bk	250.078317	3.217 h	$\beta^- /1.780$		0.74/	2-			Cf L x-ray
									Cf k x-ray
									0.98912
									1.03184
									(0.04–1.6)
²⁵¹ Bk	251.08076	56. m	$\beta^- /1.09$			(3/2-)			0.02481
									0.1528
									0.1776
²⁵² Bk	252.0843	1.8 m							
⁹⁸ Cf									
²³⁷ Cf	237.062	2.1 s	$\alpha, sf/10$						
²³⁸ Cf	238.0614	21 ms	$sf/\sim 100$			0+			
			$\alpha/\sim 0.2$						
²³⁹ Cf	239.0624	~ 0.7 m	α						
²⁴⁰ Cf	240.0623	1.1 m	$\alpha/7.719$		7.590(10)/	0+			
			$sf/\sim 2.1$						
²⁴¹ Cf	241.0637	4. m	EC/3.3						
			$\alpha/7.60$		7.335(5)/				
²⁴² Cf	242.06370	3.5 m	$\alpha/7.509$		7.351(6)/20	0+			
			$sf/<0.014$		7.385(4)/80				
²⁴³ Cf	243.0654	11. m	EC/86 /2.2		7.060(6)/20	(1/2+)			
			$\alpha/14 /7.40$		7.170/4				
²⁴⁴ Cf	244.066001	20. m	$\alpha/7.328$		7.168(5)/25	0+			

Elem. or Isot.	Natural Abundance (Atom %)	Atomic Mass or Weight	Half-life/ Resonance Width (MeV)	Decay Mode/ Energy (/MeV)	Particle Energy/ Intensity (MeV/%)	Spin ($h/2\pi$)	Nuclear Magnetic Mom. (nm)	Elect. Quadr. Mom. (b)	γ -Energy / Intensity (MeV/%)	
²⁴⁵ Cf		245.068049	44. m	$\alpha/36 /7.255$ EC/64 /1.569	7.210(5)/75				Cm K x-ray	
					7.14/91.7				0.5709	
					6.983/0.31				0.6014	
					7.09/7				0.6163	
²⁴⁶ Cf		246.068805	1.49 d	$\alpha/6.869$ 1.8×10^3 y sf/ 2.3×10^{-4}	6.6156(10)/0.18	0+			Cm L x-ray	
					6.7086(7)/21.8				0.04221	
					6.7501(7)/78.0				0.0945	
²⁴⁷ Cf		247.07100	3.11 h	EC/99.96 /0.65 $\alpha/0.04 /6.55$	6.301(5)/	7/2+			Bk k x-ray	
										0.2941
										0.4778
²⁴⁸ Cf		248.07219	334. d	$\alpha/6.369$	6.220(5)/17	0+				
²⁴⁹ Cf		249.074854	351. y	$\alpha/6.295$ $8. \times 10^{10}$ y sf/ 4.4×10^{-7}	6.262(5)/83	9/2-			Cm L x-ray	
					5.758/3.7				Cm k x-ray	
					5.812/85.7				0.25299/2.5	
					5.8488(2)/1.0				0.33351/13.6	
					5.9029(2)/2.8				0.38832/63.6	
²⁵⁰ Cf		250.076406	13.1 y	$\alpha/6.129$ 1.7×10^4 y sf/0.077	5.929(2)/4.0	0+			(0.0376–1.103)	
					6.1401(2)/1.1				6.1940(2)/2.2	
					5.8913(4)/0.3				5.9889(4)/15	
					6.0310(4)/84.5					
^{251m} Cf			26.3 μ s							
²⁵¹ Cf		251.079587	9.0×10^2 y	$\alpha/6.172$	5.56448(7)/1.5	1/2+			0.109/19.8	
					5.632(1)/4.5				0.1775/17.3	
					5.648(1)/3.5				(0.0385–0.354)	
					5.6773(6)/35					
					5.762(3)/3.8					
					5.7937(7)/2.0					
					5.8124(8)/4.2					
					5.8514(6)/27					
					6.0140(7)/11.6					
					6.0744(7)/2.7					
²⁵² Cf		252.081626	2.65 y	$\alpha/96.9 /6.217$ 86. y sf/3.1/	5.7977(1)/0.23	0+			Cm L x-ray	
					6.0756(4)/15.2				0.04339	
					6.1184(4)/81.6				0.1002	
²⁵³ Cf		253.08513	17.8 d	$\beta^- /99.7 /0.29$ $\alpha/0.3 /6.126$	0.27/100	(7/2+)				
²⁵⁴ Cf		254.08732	60.5 d	sf/99.7/ $\alpha/0.3/5.930$	5.921(5)/0.02	0+				
					5.792(5)/0.05				5.834(5)/0.26	
²⁵⁵ Cf		255.0911	1.4 h	$\beta^- /0.7$						
²⁵⁶ Cf		256.0934	12. m	sf		0+				
₉₉Es										
²⁴¹ Es		241.0685	~ 8 s	α	8.11					
²⁴² Es		242.0698	16 s	α	7.92					
²⁴³ Es		243.0696	21. s	$\alpha/>30 /$ EC/<70 /4.0	7.89/>30					
²⁴⁴ Es		244.0709	37. s	EC/76 /4.6 $\alpha/4 /$	7.57/4					
²⁴⁵ Es		245.0713	1.3 m	$\alpha/40 /7.858$ EC/60 /3.1	7.74					
²⁴⁶ Es		246.0729	7.7 m	EC/90 /3.9 $\alpha/10 /$	7.35					
²⁴⁷ Es		247.07366	4.8 m	EC/93 /2.48 $\alpha/7 /$	7.32					

Elem. or Isot.	Natural Abundance (Atom %)	Atomic Mass or Weight	Half-life/ Resonance Width (MeV)	Decay Mode/ Energy (/MeV)	Particle Energy/ Intensity (MeV/%)	Spin ($\hbar/2\pi$)	Nuclear Magnetic Mom. (nm)	Elect. Quadr. Mom. (b)	γ -Energy / Intensity (MeV/%)
²⁴⁸ Es		248.0755	26. m	EC/99.7 /3.1					
				$\alpha/0.3$ /	6.87				
²⁴⁹ Es		249.07641	1.70 h	EC/99.4 /1.45		(7/2+)			0.3795
				$\alpha/0.6$ /	6.77				0.8132
^{250m} Es			2.2 h	EC/		(1-)			Cf L x-ray
				$\beta+$					Cf k x-ray
									0.9891
									1.0319
²⁵⁰ Es		250.0786	8.6 h	EC/2.1		(6+)			Cf L x-ray
									Cf k x-ray
									0.30339
									0.34948
									0.82883
²⁵¹ Es		251.07999	1.38 d	EC/99.5 /0.38		(3/2-)			
				$\alpha/0.5$ /	6.462/0.05				
					6.492/0.4				
²⁵² Es		252.08298	1.29 y	$\alpha/76$ /	6.632/61.0	(5-)			
				EC/24 /1.26	6.562/10.3				
²⁵³ Es		253.084825	20.47 d	$\alpha/$	6.633/89.8	7/2+	+4.10	7.	0.04180/5.6
			6.3×10^5 y	sf/ 8.9×10^{-6}	6.5916/6.6				0.3892/2.7
									(0.0309-1.106)
^{254m} Es			1.64 d	β^- /99.6 /	0.475	2+	2.9	3.7	Fm L x-ray
				$\alpha/0.3$ /6.67	6.382	2+			Fm k x-ray
			> 10. y	sf/0.045					0.6488
									0.6938
²⁵⁴ Es		254.088022	276. d	$\alpha/$	6.429	(7+)			0.064
			$> 2.5 \times 10^7$ y	sf/ $< 3 \times 10^{-6}$					
²⁵⁵ Es		255.09027	40. d	β^- /92 /0.29		(7/2+)			
				$\alpha/8$ /	6.26				
			2.6×10^3 y	sf/0.0042	6.300				
^{256m} Es			7.6 h	β^- /		(8+)			0.218
									0.232
									0.862
²⁵⁶ Es		256.0936	25. m	β^- /1.7		(1+)			
²⁵⁷ Es		257.0960	7.7 d	β^-					
¹⁰⁰Fm									
²⁴² Fm		242.0734	0.8 ms	sf/ > 96		0+			
²⁴³ Fm		243.0744	0.2 s	$\alpha/$	8.55				
				sf/ < 0.4					
²⁴⁴ Fm		244.0741	3.3 ms	sf/ > 97		0+			
²⁴⁵ Fm		245.0754	4. s	$\alpha/$	8.15/				
				sf/ < 0.1					
²⁴⁶ Fm		246.07530	1.2 s	$\alpha/85/$	8.24/	0+			
				sf/15/					
^{247m} Fm			4.3 s	$\alpha/$	8.17/				
²⁴⁷ Fm		247.0769	29. s	$\alpha/8.20$	7.87/70				
				EC/2.9	7.93/30				
²⁴⁸ Fm		248.07720	33. s	$\alpha/99.9$ /8.001	7.83/20	0+			
				sf/0.1/	7.87/80				
²⁴⁹ Fm		249.0790	1.6 m	EC/2.4		(7/2+)			
				$\alpha/$	7.57				
^{250m} Fm			1.8 s	IT/					
				sf/ $< 8 \times 10^{-5}$					
²⁵⁰ Fm		250.07952	30. m	$\alpha/$	7.43/	0+			
				EC/0.8					
				sf/0.007					
²⁵¹ Fm		251.08158	5.3 h	EC/98 /1.47		(9/2-)			
				$\alpha/2$ /	6.833				

Elem. or Isot.	Natural Abundance (Atom %)	Atomic Mass or Weight	Half-life/ Resonance Width (MeV)	Decay Mode/ Energy (/MeV)	Particle Energy/ Intensity (MeV/%)	Spin ($\hbar/2\pi$)	Nuclear Magnetic Mom. (nm)	Elect. Quadr. Mom. (b)	γ -Energy / Intensity (MeV/%)
²⁵² Fm		252.08247	1.058 d	$\alpha/7.154$ sf/0.0023	6.998/15 7.039/85	0+			
²⁵³ Fm		253.085185	3.0 d	EC/88/0.333 $\alpha/12$ /	6.676/ 6.943/	$1/2+$			Es k x-ray 0.2719
²⁵⁴ Fm		254.086854	3.240 h	$\alpha/$ sf/0.059	7.150 7.192	0+			
²⁵⁵ Fm		255.089962	20.1 h 1.0×10^4 y	$\alpha/$ sf/ 2.3×10^{-5}	6.9635(5)/5.0 7.0225(5)/93.4	7/2+			0.08148/1. (0.041-0.900)
²⁵⁶ Fm		256.09177	2.63 h	sf/91 $\alpha/19$	6.92/	0+			
²⁵⁷ Fm		257.09511	100.5 d	$\alpha/99.79$ sf/0.21	6.519	(9/2+)			0.1794 0.2410
²⁵⁸ Fm		258.0971	0.37 ms	sf/		0+			
²⁵⁹ Fm		259.1006	1.5 s	sf/					
²⁶⁰ Fm		260.103	~ 4 ms	sf/		0+			
¹⁰¹Md									
^{245m} Md			~ 0.4 s	α	8.64, 8.68				
²⁴⁵ Md		245.0808	0.9 ms	sf					
²⁴⁶ Md		246.0819	1.0 s	α	8.74 8.50–8.56				
^{247m} Md			~ 0.2 s	sf/					
²⁴⁷ Md		247.0816	3. s	α	8.43				
²⁴⁸ Md		248.0828	7. s	EC/80 /5.3 $\alpha/20$ /	8.32/15 8.36/5				
				sf/<0.05					
²⁴⁹ Md		249.0830	24. s	EC>/<80 /3.7 $\alpha/ >20$ /8.46	8.030(20)/ 7.75/4				
²⁵⁰ Md		250.0844	50. s	EC/94 /4.6 $\alpha/6$ /8.25	7.83/2				
²⁵¹ Md		251.0848	4.0 m	EC/>94 /3.1 $\alpha/ <6$ /	7.55/				
²⁵² Md		252.0866	2. m	EC/>50 /3.9 $\alpha/ <50$ /	7.73/				
²⁵³ Md		253.0873	~ 6 m	EC/2.0					
^{254m} Md			30. m	EC/					
²⁵⁴ Md		254.0897	10. m	EC/2.7					
²⁵⁵ Md		255.09108	27. m	EC/92 /1.04 $\alpha/8$ / sf/< 0.15	$\alpha/7.33/93$ 7.27/5 7.75/1	(7/2-)		0.121/100 0.115/65 0.136/35	
					7.71/1			0.141–0.453	
²⁵⁶ Md		256.0941	1.30 h	EC/89 /2.13 $\alpha/11$ / sf/< 2.6	7.21/71 7.14/22 7.68/2.5 7.25/2.5 7.64/2.1			Fm k x-ray 0.121/409 0.115/266 0.136/143 0.634/119 0.141–1.37	
²⁵⁷ Md		257.095541	5.5 h	EC/85 /0.41 $\alpha/15$, sf/< 1	7.074 7.014	(7/2-)		Fm k x-ray (0.181–0.389)	
^{258m} Md			57. m	EC/ sf/< 30		(1-)		Fm k x-ray	
²⁵⁸ Md		258.098431	51.5 d	$\alpha/7.40$ sf/< 0.003	6.718(2)/ 6.763(4)/	(8-)		0.3678 0.057–0.448	
²⁵⁹ Md		259.1005	1.64 h	sf/>98.7 $\alpha/ <1.3$		7/2+			
²⁶⁰ Md		260.1037	~ 27.8 d	sf/ 73–100					
¹⁰²No									
²⁴⁸ No		248.0866	< 1.0 μ s	sf		0+			

Elem. or Isot.	Natural Abundance (Atom %)	Atomic Mass or Weight	Half-life/ Resonance Width (MeV)	Decay Mode/ Energy (/MeV)	Particle Energy/ Intensity (MeV/%)	Spin ($h/2\pi$)	Nuclear Magnetic Mom. (nm)	Elect. Quadr. Mom. (b)	γ -Energy / Intensity (MeV/%)
²⁴⁹ No		249.0878	0.05 ms	sf					
				$\alpha/ < 20$					
²⁵⁰ No		250.0875	6. μ s	sf/		0+			
				$\alpha/ < 10$					
^{251m} No			0.9 s	α	8.67				
²⁵¹ No		251.0890	0.78 s	$\alpha/91$	8.62/96				
				sf/0.26	8.58/4				
²⁵² No		252.08898	2.44 s	$\alpha/75/8.551$	8.42	0+			
				sf/24/	8.37				
				EC, $\beta+ / < 1.6$					
²⁵³ No		253.0907	1.7 m	$\alpha/$	8.00	(9/2-)			0.222/100
				EC/3.2					(0.151-0.280)
^{254m} No			0.28 s	I.T./					
				sf/ < .2					
²⁵⁴ No		254.09096	49. s	$\alpha/$	8.09	0+			0.102
				EC/1.1					0.152
				sf/0.17					
²⁵⁵ No		255.09324	3.1 m	$\alpha/62 /$	8.12/	$\frac{1}{2}+$			0.187
				EC/38/2.01	7.93				
					8.08				
²⁵⁶ No		256.09428	2.9 s	$\alpha/$	8.43	0+			
				sf/0.5					
²⁵⁷ No		257.09688	24.5 s	$\alpha/$	8.222/83	(7/2+)			0.0770
				sf/ < 1.5	8.27				0.1018
					8.323/17				0.1241
²⁵⁸ No		258.0982	~ 1.2 ms	sf/		0+			
²⁵⁹ No		259.1010	58. m	$\alpha/78 / 7.794$	7.52	(9/2+)			
				EC/22/0.5	7.55				
				sf/ < 9.7					
²⁶⁰ No		260.1026	0.11 s	sf/		0+			
²⁶² No		262.1073	$\sim 8.$ ms	sf/		0+			
¹⁰³Lr									
²⁵¹ Lr		251.0944	39 m	sf					
²⁵² Lr		252.0954	~ 0.36 s	α	9.02/73				
				sf/ < 1	8.97/27				
^{253m} Lr			~ 0.57 s	α	8.79				
				sf/1.3					
²⁵³ Lr		253.0952	1.5 s	$\alpha/$	8.72				
				sf/8					
²⁵⁴ Lr		254.0965	13. s	$\alpha/$	8.45				
				EC/5.2					
				sf/ < 0.1					
²⁵⁵ Lr		255.09669	22. s	$\alpha/$	8.37/60				
				EC/3.2	8.43/40				
				sf/ < 0.1					
²⁵⁶ Lr		256.0986	27. s	$\alpha/99.7 / 8.554$	8.43/				
				EC/4.2	8.39				
				sf/ < 0.03					
²⁵⁷ Lr		257.0996	0.65 s	$\alpha/$	8.80	7/2+			
				EC/2.5					
				sf/ < 0.03					
²⁵⁸ Lr		258.1018	3.9 s	$\alpha/$	8.60/46				
				EC/3.4	8.62/25				
				sf/ < 5	8.56/20				
					8.65/9				
²⁵⁹ Lr		259.1029	6.1 s	$\alpha/80$	8.44(1)				
				sf/20					
²⁶⁰ Lr		260.1055	3. m	$\alpha/$	8.03				

Elem. or Isot.	Natural Abundance (Atom %)	Atomic Mass or Weight	Half-life/ Resonance Width (MeV)	Decay Mode/ Energy (/MeV)	Particle Energy/ Intensity (MeV/%)	Spin ($h/2\pi$)	Nuclear Magnetic Mom. (nm)	Elect. Quadr. Mom. (b)	γ -Energy / Intensity (MeV/%)
²⁶¹ Lr		261.1069	40. m	sf					
²⁶² Lr		262.1096	3.6 h	EC/2.					
				sf/<10					
¹⁰⁴Rf									
²⁵³ Rf		253.1007	~ 48. μ s	sf					
				α / <10					
²⁵⁴ Rf		254.1002	23. μ s	sf/>98.5		0+			
				α / <1.5					
²⁵⁵ Rf		255.1013	1.6 s	α	8.72/<0.05				0.203
				sf/52	8.77/94				0.142
					8.67/<0.05				
					8.58/<0.05				
					8.92/<0.05				
²⁵⁶ Rf		256.10117	6.2 ms	sf/99.68		0+			
				α /0.32	8.81				
²⁵⁷ Rf		257.1030	4.7 s	α /9.22	8.77				0.117
				EC/11	9.01				
				sf/<1.4	8.95				
					8.62				
²⁵⁸ Rf		258.1035	12. ms	sf/87		0+			
				α /13					
²⁵⁹ Rf		259.1056	3.4 s	α /9.09/93	8.77(2)/				
				sf/7	8.86/				
²⁶⁰ Rf		260.1064	20. ms	sf/		0+			
^{261m} Rf			1.3 m	α	8.28				
²⁶¹ Rf		261.10877	5. s	α /60, sf/40	8.52/				
²⁶² Rf		262.1099	2.1 s	sf/>99.2		0+			
²⁶³ Rf		263.1126	10. m	sf, α					
²⁶⁵ Rf		265.1167	~ 13 h	α					
²⁶⁷ Rf		267.122	~ 0.1 d	sf					
¹⁰⁵Db									
²⁵⁵ Db		255.1074	~ 1.5 s	α ,					
				sf/~ 20					
²⁵⁶ Db		256.1081	1.6 s	α /64	9.02/67				
				EC/35	8.89/11				
				sf/0.05	9.08/11				
					9.12/11				
^{257m} Db			0.8 s	α	9.16				
				sf/<13					
²⁵⁷ Db		257.1077	1.5 s	α /	8.97/33				
				sf/<6	9.07/38				
					9.12/5.5				
					8.94/9				
					9.02/9				
					8.89/5.5				
²⁵⁸ Db		258.1092	4.2 s	α /	9.30/				
				EC/5.3	9.17/				
				sf/<33	9.08/				
²⁵⁹ Db		259.1096	~ 0.51 s	sf/					
				α /	9.47/				
^{260m} Db			0.3 m						
²⁶⁰ Db		260.1113	1.5 s	α /	9.05/				
				sf/<9.6	9.08/				
					9.13/				
²⁶¹ Db		261.1121	1.8 s	α /	8.93/				
				sf/<18					
²⁶² Db		262.1141	0.5 m	sf/<33					

Elem. or Isot.	Natural Abundance (Atom %)	Atomic Mass or Weight	Half-life/ Resonance Width (MeV)	Decay Mode/ Energy (/MeV)	Particle Energy/ Intensity (MeV/%)	Spin ($h/2\pi$)	Nuclear Magnetic Mom. (nm)	Elect. Quadr. Mom. (b)	γ -Energy / Intensity (MeV/%)
				α /	8.45/ 8.53/ 8.67/ 8.36/ 8.41/ EC/3				
²⁶³ Db		263.1150	~ 0.45 m	sf/57					
				α /41					
²⁶⁷ Db		267.1224	1.2 h	sf					
²⁶⁸ Db		268.125	1.2 d	sf, EC					
¹⁰⁶Sg									
²⁵⁸ Sg		258.1132	~ 2.9 ms	sf		0+			
				α / <20					
²⁵⁹ Sg		259.1145	0.5 s	α / sf/ <20	9.62 9.35 9.03				
²⁶⁰ Sg		260.11442	4. ms	α /50 sf/50	9.76 9.72 9.81	0+			
²⁶¹ Sg		261.1161	0.3 s	α , sf/ <10	9.56				
²⁶² Sg		262.1164	0.007 s	sf		0+			
				α / <22					
^{263m} Sg			0.3 s	α	9.2				
²⁶³ Sg		263.1183	0.8 s	α sf/ <30	9.06 9.25				
²⁶⁵ Sg		265.1211	8. s	α / >65 sf/ <35	8.84/46 8.76/23 8.94/23 8.69/8				
²⁶⁶ Sg		266.1221	~ 21. s	α / sf/ <82	8.77/66 8.52/33	0+			
²⁷¹ Sg		271.133	~ 0.04 h	α /50 sf/50	8.53				
¹⁰⁷Bh									
²⁶⁰ Bh		260.122		α					
²⁶¹ Bh		261.1217	12. ms	α , sf <10	10.40 10.10 10.03				
^{262m} Bh			8. ms	α / sf/ <12	10.37 10.24				
²⁶² Bh		262.1229	0.10 s	α / sf/ <12	10.06 9.91 9.74				
²⁶⁴ Bh		264.1246	1.0 s	α / sf/	9.3 – 9.8				
²⁶⁵ Bh		265.1252	0.9 s	α	9.24				
²⁶⁶ Bh		266.1269	~ 2 s	α	9.08				
²⁶⁷ Bh		267.1277	~ 17 s	α	8.83				
¹⁰⁸Hs									
²⁶³ Hs		263.1286		α /					
²⁶⁴ Hs		264.12839	~ 0.08 ms	α , sf/ ~ 50	11.0	0+			
^{265m} Hs			~ 0.75 ms	α	10.57/63 10.73 10.52 10.34				
²⁶⁵ Hs		265.1301	2.0 ms	α / sf/ <1	10.30/90 10.43 10.37				

Elem. or Isot.	Natural Abundance (Atom %)	Atomic Mass or Weight	Half-life/ Resonance Width (MeV)	Decay Mode/ Energy (/MeV)	Particle Energy/ Intensity (MeV/%)	Spin ($h/2\pi$)	Nuclear Magnetic Mom. (nm)	Elect. Quadr. Mom. (b)	γ -Energy / Intensity (MeV/%)
²⁶⁶ Hs		266.1301	~ 2.3 ms	α	10.25 10.2	0+			
^{267m} Hs			~ 0.8 s						
²⁶⁷ Hs		267.1318	0.05 s	α / >88	9.88 9.83 9.75				
²⁶⁹ Hs		269.1341	~ 14 s	α	9.23 9.18				
²⁷⁰ Hs		270.1347	~ 3.6 s	α	9.16	0+			
²⁷⁵ Hs		275.146	~ 0.15 s	α	9.3				
²⁷⁷ Hs		277.150	~ 11 m	sf					
¹⁰⁹Mt									
^{266m} Mt			~ 1.2 ms	α	10.46–10.81				
²⁶⁶ Mt		266.1373	~ 0.7 ms	α	10.48–11.31				
²⁶⁷ Mt		267.137	19 ms	α					
²⁶⁸ Mt		268.1387	~ 0.03 s	α / >68	10.3 - 10.8				
²⁷⁰ Mt		270.141	5 ms	α	10.0				
²⁷⁵ Mt		275.149	0.01 s	α	10.3				
²⁷⁶ Mt		276.151	~ 0.7 s	α	9.7				
¹¹⁰Ds									
²⁶⁷ Ds		267.1443	~ 3 μ s	α / >32	11.6				
²⁶⁹ Ds		269.1451	0.17 ms	α / >75	11.11				
^{270m} Ds			~ 6 ms	α	10.95 11.15 12.15				
²⁷⁰ Ds		270.1447	0.1 ms	α	11.03	0+			
^{271m} Ds			0.07 s	α	9.9				
²⁷¹ Ds		271.1461	1.6 ms	α	10.8				
^{273m} Ds			0.076 ms	α	11.8				
²⁷³ Ds		273.1489	118 ms	α /	9.73				
²⁷⁹ Ds		279.159	0.18 s	sf/90 α /10	9.7				
²⁸⁰ Ds		280.160	~ 7.6 s	sf/		0+			
²⁸¹ Ds		281.162	10. s	sf					
²⁸² Ds			0.5 ms	sf					
¹¹¹Rg									
²⁷² Rg		272.1536	~ 2 ms	α / >68	10.82				
²⁷⁴ Rg		274.156	~ 65 ms	α	11.2				
²⁷⁹ Rg		279.162	~ 0.17 s	α	10.4				
²⁸⁰ Rg		280.164	~ 3.6 s	α	~ 9.75				
¹¹²112									
²⁷⁷ 112		277.1639	~ 0.24 ms	α	11.45 11.65				
²⁸³ 112		283.172	~ 4. s	sf/ < 10 α / ~ 100	9.5				
²⁸⁴ 112		284.172	0.10 s	sf					
²⁸⁵ 112		285.174	~ 34. s	α	9.16				
¹¹³113									
²⁷⁸ 113			0.24 ms	α	11.7				
²⁸³ 113		283.176	~ 0.1 s	α	10.1				
²⁸⁴ 113		284.178	~ 0.5 s	α	10.0				

Elem. or Isot.	Natural Abundance (Atom %)	Atomic Mass or Weight	Half-life/ Resonance Width (MeV)	Decay Mode/ Energy (/MeV)	Particle Energy/ Intensity (MeV/%)	Spin ($\hbar/2\pi$)	Nuclear Magnetic Mom. (nm)	Elect. Quadr. Mom. (b)	γ -Energy / Intensity (MeV/%)
¹¹⁴									
²⁸⁶ 114		286.184	0.16 s	$\alpha/40$	10.2				
				sf/60					
²⁸⁷ 114		287.186	0.5 s	α	10.0				
²⁸⁸ 114		288.186	0.8 s	α	9.95				
²⁸⁹ 114		289.187	~ 2.7 s	α	9.82				
¹¹⁵									
²⁸⁷ 115		287.191	~ 0.03 s	α	10.6				
²⁸⁸ 115		288.192	~ 0.09 s	α	10.5				
¹¹⁶									
²⁹⁰ 116		290.199	~ 15 ms	α	10.9				
²⁹¹ 116		291.200	~ 6. ms	α	~ 10.74				
²⁹² 116		292.200	~ 18. ms	α	~ 10.66				
²⁹³ 116			~ 0.05 s	α	10.5				
¹¹⁸									
²⁹⁴ 118			~ 2.0 ms	α	11.7				

NEUTRON SCATTERING AND ABSORPTION PROPERTIES

Norman E. Holden

This table presents an evaluated set of values for experimental quantities that characterize the properties for scattering and absorption of neutrons. The neutron cross section is given for room temperature neutrons, 20.43°C, corresponding to a thermal neutron energy of 0.0253 electron volts (eV) or a neutron velocity of 2200 meters/second. The neutron resonance integral is defined over the energy range from 0.5 eV to 0.1×10^6 eV, or 0.1 MeV.

Bound neutron scattering lengths and neutron cross sections averaged over a Maxwellian spectrum at 30 keV for astrophysical applications are also presented. A list of the major references used is given below. The literature cutoff date is January 2003. Uncertainties are given in parentheses. Parentheses with two or more numbers indicate values to the excited state(s) and to the ground state of the product nucleus.

Table Layout

Column Number	Column Title	Description
1	Isotope/Element	For elements, atomic number and chemical symbol are listed. For nuclides, mass number and chemical symbol are listed. Isomers are indicated by the addition of m, m1, or m2.
2	Isotopic Abundance	in atom percent
3	Half-life	Half-life in decimal notation. μ s = microsecond; ms = millisecond; s = second; m = minute; h = hour; d = day; y = year.
4	Thermal Neutron Cross Sections	Cross sections for neutron capture reactions in units of barns (10^{-24} cm ²) or millibarns (mb). Proton, alpha production and fission reactions are designated by σ_p , σ_α , σ_f , respectively. Separate values are listed for isomeric production.
5	Neutron Resonance Integrals	Resonance integrals for neutron capture reactions in barns (10^{-24} cm ²) or millibarns (mb). Proton, alpha production and fission reactions are designated by R.I. _p , R.I. _{α} , R.I. _f , respectively. Separate values are listed for isomeric production.
6	Neutron Scattering Lengths	Bound coherent scattering lengths for neutron scattering reactions in units of femtometers (fm), which is equal to fermis (10^{-13} cm).
7	Maxwellian Averaged Cross Section	Astrophysical Cross Sections, averaged over a stellar neutron maxwellian spectrum characterized by a thermal energy of 30 keV, expressed in barns (10^{-24} cm ²), millibarns (mb) or microbarns (μ b).

General Nuclear Data References

The following references represent the major sources of the nuclear data presented:

Mughabghab, S.F., Divadeenam, M., Holden, N.E.; *Neutron Cross Sections, Vol. 1 Neutron Resonance Parameters and Thermal Cross Sections, Part A, Z = 1-60*. Academic Press Inc., New York, New York (1981); Mughabghab, S.F.; *Part B, Z = 61-100*. Academic Press Inc., Orlando, Florida (1984).

Holden, N.E.; *Fifty Years with Nuclear Fission* Conference, Wash., D.C., Gaithersburg, Md. April 26-29, 1989, p. 946. American Nuclear Society, LaGrange Park, Illinois (1989).

Tuli, J.K.; *Nuclear Wallet Cards*, Brookhaven National Laboratory (Jan. 2000).

Holden, N.E.; *Half-lives of Selected Nuclides*, Pure & Applied Chemistry 62, 941 (1990).

Holden, N.E., Hoffman, D.C.; *Spontaneous Fission Half-lives for Ground State Nuclides*, Pure & Applied Chemistry 72, 1525 (2000).

Koester, L., Rauch, H., Seymann, E.; *Neutron Scattering Lengths: A Survey of Experimental Data and Methods*, Atomic Data Nuclear Data Tables 49, 65 (1991).

Sears, V.F.; *Neutron Scattering Lengths and Cross Sections*, Neutron News 3, (3), 26 (1992).

Bao, Z.Y., Beer, H., Käppeler, F., Voss, F., Wisshak, K., Raucher, T.; *Neutron Cross Sections for Nucleo-synthesis Studies*, Atomic Data Nuclear Data Tables 76, 70 (2000).

Elem. or Isot.	Natural Abundance (%)	Half-Life	Thermal Neut. Cross-Section (barns)	Resonance Integral (barns)	Coh. Scat. Length (fm)	σ (30 keV) Maxw. Avg. (barns)
¹ H			0.332(2)	0.149(1)	-3.739(1)	
¹ H	99.9885(70)	>2.8×10 ²³ y	0.332(2)	0.149(1)	-3.741(1)	0.25(2) mb*
² H	0.0115(70)		0.51(1)mb	0.23(2) mb	6.671(4)	2.1(4) μ b
³ H		12.33 y	< 6. μ b		4.79(3)	
² He			< 0.05		3.26(3)	
³ He	0.000134(3)		$\sigma_p = 5.33(1) \times 10^3$ 0.05(1) mb	RI _p = 2.39(1)×10 ³	5.74(7)	8.1(1) μ b*
⁴ He	99.999867(3)				3.26(3)	
³ Li			71.(2)	32.(1)	-1.90(2)	
⁶ Li	7.59(4)		$\sigma_t = 9.4(1) \times 10^2$	RI _t = 422.(4)	2.0(1)	$\sigma_t \approx 1$.

*Extrapolated value.

Elem. or Isot.	Natural Abundance (%)	Half-Life	Thermal Neut. Cross-Section (barns)	Resonance Integral (barns)	Coh. Scat. Length (fm)	σ (30 keV) Maxw. Avg. (barns)
⁷ Li	92.41(4)		39.(5) mb 45.(5) mb	17.(2) mb 20.(2) mb		0.06(1) mb* 42.(3) μ b
⁸ Li		0.84 s			- 2.22(2)	< \approx 5.5 μ b
⁴ Be			8.8(4) mb	3.9(2) mb	7.79(1)	
⁷ Be		53.28 d	$\sigma_p = 3.9(1)\times 10^4$ $\sigma_\alpha \approx 0.1$	$RI_p = 1.75(5)\times 10^4$		$\sigma_p = 16(4)^*$
⁹ Be	100.		8.8(4) mb	3.9(2) mb	7.79(1)	
¹⁰ Be		1.52 $\times 10^6$ y	<1. mb			
⁵ B			7.6(1) $\times 10^2$	3.4(1) $\times 10^2$	5.30(4)	
¹⁰ B	19.9(7)		$\sigma_\alpha = 38.4(1)\times 10^2$ 0.3(1) $\sigma_p = 7.(1)$ mb $\sigma_i = 8.(2)$ mb	$RI_\alpha = 17.3(1)\times 10^2$ 0.13(4)	- 0.1(3)	
¹¹ B	80.1(7)		5.(3) mb	2.(1) mb	6.65(4)	
⁶ C			3.5(1) mb	1.6(1) mb	6.646(1)	
¹² C	98.93(8)		3.5(1) mb	1.6(1) mb	6.651(2)	16.(1) μ b*
¹³ C	1.07(8)		1.4(1) mb	1.7(2) mb	6.19(9)	0.021(4) mb
¹⁴ C		5715. y	<1.4 μ b			3.(1) μ b*
⁷ N			2.00(6)	0.90(3)	9.36(2)	
¹⁴ N	99.636(20)		$\sigma_p = 1.93(5)$ 0.080(1)	$RI_p = 0.87(3)$ 0.034(1)	9.37(2)	$\sigma_p = 1.8(2)$ mb* 0.04(1) mb
¹⁵ N	0.364(20)		0.04(1) mb	0.11(3) mb	6.44(3)	6.(1) μ b*
⁸ O			0.29(1) mb	0.40(4) mb	5.805(4)	
¹⁶ O	99.757(16)		0.19(1) mb	0.36(4) mb	5.805(5)	34.(4) μ b
¹⁷ O	0.038(1)		$\sigma_\alpha = 0.257(10)$ 0.54(7) mb	0.11(1) 0.39(5) mb	5.8(2)	$\sigma_\alpha = 3.9(5)$ mb*
¹⁸ O	0.205(14)		0.16(1) mb	0.81(4) mb	5.84(7)	9.(1) μ b*
⁹ F			9.5(1) mb	21.(3) mb	5.65(1)	6.(1) mb
¹⁹ F	100.		9.5(1) mb	21.(3) mb	5.65(1)	6.(1) mb
¹⁰ Ne			42.(5) mb	19.(3) mb	4.566(6)	
²⁰ Ne	90.48(3)		39.(5) mb	18.(3) mb	4.631(6)	0.12(1) mb
²¹ Ne	0.27(1)		0.7(1) $\sigma_\alpha = 0.18(9)$ mb	0.31(5)	6.7(2)	\approx 1.5 mb
²² Ne	9.25(3)		51.(5) mb	23.(3) mb	3.87(1)	58.(4) μ b*
¹¹ Na			0.53(2)	0.32(2)	3.63(2)	2.1(2) mb
²² Na		2.605 y	$\sigma_p = 2.8(3)\times 10^4$ $\sigma_\alpha = 2.6(4)\times 10^2$	$RI_p < 2.\times 10^5$ $RI_\alpha = 1.2(2) \times 10^2$		
²³ Na	100.		$\sigma_m = 0.43(3)$	$RI_m = 0.30(6)$	3.63(2)	2.1(2) mb
¹² Mg			66.(6) mb	38.(5) mb	5.375(4)	
²⁴ Mg	78.99(4)		0.053(6)	32.(4) mb	5.7(2)	3.3(4) mb
²⁵ Mg	10.00(1)		0.20(1)	98.(15) mb	3.6(2)	6.4(4) mb
²⁶ Mg	11.01(3)		0.038(1)	25.(2) mb	4.9(2)	0.13(1) mb*
²⁷ Mg		9.45 m	0.07(2)	0.03(1)		
¹³ Al			0.230(2)	0.17(1)	3.45(1)	
²⁶ Al		7.1 $\times 10^5$ y	$\sigma_p = 1.97(10)$ $\sigma_\alpha = 0.34(1)$			0.14(2)
²⁷ Al	100.		0.230(2)	0.17(1)	3.45(1)	2.9(3) mb
¹⁴ Si			0.166(9)	0.12(2)	4.15(1)	
²⁸ Si	92.223(19)		0.17(1)	0.11(2)	4.11(1)	2.9(3) mb
²⁹ Si	4.685(8)		0.12(1)	0.08(2)	4.7(1)	7.9(9) mb
³⁰ Si	3.092(11)		0.107(3)	0.62(6)	4.61(1)	3.2(3) mb*
³¹ Si		2.62 h	73.(6) mb	33.(3) mb		
³² Si		1.6 $\times 10^2$ y	< 0.5			
¹⁵ P			0.17(1)	0.08(1)	5.13(1)	
³¹ P	100.		0.17(1)	0.08(1)	5.13(1)	1.7(1) mb
¹⁶ S			0.54(2)	0.24(2)	2.847(1)	
³² S	94.93(31)		0.55(5) $\sigma_\alpha < 0.5$ mb	0.25(2)	2.804(2)	4.1(2) mb

*Extrapolated value.

Elem. or Isot.	Natural Abundance (%)	Half-Life	Thermal Neut. Cross-Section (barns)	Resonance Integral (barns)	Coh. Scat. Length (fm)	σ (30 keV) Maxw. Avg. (barns)
³³ S	0.76(2)		0.46(3) $\sigma_{\alpha} = 0.12(1)$ $\sigma_p = 2. \text{ mb}$	0.21(2) $RI_{\alpha} = 0.05(1)$	4.7(2)	7.4(15) mb $\sigma_{\alpha} = 0.18(1)$
³⁴ S	4.29(28)		0.25(1)	0.13	3.48(3)	0.23(1) mb
³⁶ S	0.02(1)		0.24(2)	0.26(3)		0.17(1) mb*
¹⁷ Cl			33.6(3)	15.(2)	9.58(1)	
³⁵ Cl	75.78(4)		43.7(4) $\sigma_p = 0.44(1)$ $\sigma_{\alpha} \approx 0.08 \text{ mb}$	20.(2) $RI_p = 0.2$	11.7(1)	9.4(3) mb $\sigma_p = 1.7(2) \text{ mb}^*$
³⁶ Cl		3.01×10 ⁵ y	$\sigma_p = 46.(2) \text{ mb}$ <10. $\sigma_{\alpha} = 0.59(7) \text{ mb}$	$RI_p = 0.02$		$\sigma_p = 91.(8) \text{ mb}$ $\sigma_{\alpha} = 0.9(2) \text{ mb}$
³⁷ Cl	24.22(4)		(0.05 + 0.38)	(0.04+0.26)	3.1(1)	2.0(2) mb
¹⁸ Ar			0.66(3)	0.42(5)	1.91(1)	
³⁶ Ar	0.3365(30)		5.(1) $\sigma_{\alpha} = 5.4(3) \text{ mb}$ $\sigma_p < 1.5 \text{ mb}$	2.(1)	24.9(1)	
³⁷ Ar		35.0 d	$\sigma_{\alpha} = 1.08(8) \times 10^3$ $\sigma_p = 37.(4)$	$RI_{\alpha} = 900.$ $RI_p = 31.$		$\sigma_{\alpha} \approx 1.3$ $\sigma_p \approx 0.04$
³⁸ Ar	0.0632(5)		0.8(2)	0.4(1)	3.5(35)	
³⁹ Ar		268. y	6.(2)×10 ² $\sigma_{\alpha} < 0.29$			
⁴⁰ Ar	99.6003(30)		0.64(3)	0.41(5)	1.83(1)	2.5(3) mb
⁴¹ Ar		1.82 h	0.5(1)	0.2(1)		
¹⁹ K			2.1(1)	1.0(1)	3.67(2)	
³⁹ K	93.2581(44)		2.1(2) $\sigma_{\alpha} = 4.3(5) \text{ mb}$ $\sigma_p < 0.05 \text{ mb}$	0.9(1)	3.74(2)	11.8(4) mb
⁴⁰ K	0.0117(1)	1.26×10 ⁹ y	30.(8) $\sigma_p = 4.4(4)$ $\sigma_{\alpha} = 0.42(8)$	13.(4) 2.0(2)		$\sigma_p = 7.(1) \text{ mb}$ $\sigma_{\alpha} = 40.(6) \text{ mb}$
⁴¹ K	6.7302(44)		1.46(3)	1.4(2)	2.69(8)	22.(1) mb
²⁰ Ca			0.43(2)	0.23(2)	4.70(2)	
⁴⁰ Ca	96.941(156)		0.41(3) $\sigma_{\alpha} = 0.13(4) \text{ mb}$ $\approx 4.$	0.22(4)	4.80(2)	6.7(7) mb
⁴¹ Ca		1.02×10 ⁵ y	$\sigma_{\alpha} = 0.18(3)$ $\sigma_p = 7.(2) \text{ mb}$			
⁴² Ca	0.647(23)		0.65(10)	0.39(4)	3.4(1)	16.(2) mb
⁴³ Ca	0.135(10)		6.(1)	3.9(2)	- 1.56(9)	51.(6) mb
⁴⁴ Ca	2.086(110)		0.8(2)	0.56(1)	1.42(6)	9.(1) mb
⁴⁵ Ca		162.7 d	$\approx 15.$			
⁴⁶ Ca	0.004(3)	>4×10 ¹⁵ y	0.70(3)	0.9(1)	3.6(2)	5.3(5) mb*
⁴⁸ Ca	0.187(21)	4.3×10 ¹⁹ y	1.0(1)	0.5(1)	0.39(9)	0.8(1) mb*
²¹ Sc			27.2(2)	12.(1)	12.3(1)	
⁴⁵ Sc	100.		(10.+17.)	(5.6+6.4)	12.3(1)	69.(5) mb
⁴⁶ Sc		83.81 d	8.(1)	3.6(5)		
²² Ti			6.1(1)	2.8(2)	- 3.438(2)	
⁴⁴ Ti		60 y	1.1(2) $\sigma_p < 0.2$			
⁴⁶ Ti	8.25(3)		0.6(2)	0.4(1)	4.93(6)	27.(3) mb
⁴⁷ Ti	7.44(2)		1.6(2)	1.6(2)	3.63(1)	64.(8) mb
⁴⁸ Ti	73.72(3)		7.9(9)	3.6(2)	- 6.09(2)	32.(5) mb
⁴⁹ Ti	5.41(2)		1.9(5)	1.2(2)	1.04(5)	22.(2) mb
⁵⁰ Ti	5.18(2)		0.179(3)	0.12(2)	6.18(8)	3.6(4) mb
²³ V			5.0(2)	2.8(1)	- 0.382(1)	
⁵⁰ V	0.250(4)	1.4×10 ¹⁷ y	21.(4) $\sigma_p = 0.7(4) \text{ mb}$	50.(20)	7.6(6)	

*Extrapolated value.

Elem. or Isot.	Natural Abundance (%)	Half-Life	Thermal Neut. Cross-Section (barns)	Resonance Integral (barns)	Coh. Scat. Length (fm)	σ (30 keV) Maxw. Avg. (barns)
⁵¹ V	99.750(4)		4.9(1)	2.7(2)	- 0.402(2)	38.(4) mb
²⁴ Cr			3.0(2)	1.7(1)	3.635(7)	
⁵⁰ Cr	4.345(13)	>1.8×10 ¹⁷ y	15.(1)	8.(1)	- 4.5(1)	0.05(1)
⁵¹ Cr		27.70 d	< 10.			
⁵² Cr	83.789(18)		0.8(1)	0.6(2)	4.91(2)	8.8(4) mb
⁵³ Cr	9.501(17)		18.(2)	9.(1)	- 4.2(1)	0.06(1)
⁵⁴ Cr	2.365(7)		0.36(4)	0.25(5)	4.6(1)	7.(2) mb
²⁵ Mn			13.3(1)	14.0(3)	- 3.75(2)	
⁵³ Mn		3.7×10 ⁶ y	70.(10)	32.(5)		
⁵⁴ Mn		312.1 d	< 10.			
⁵⁵ Mn	100.		13.3(1)	14.0(3)	- 3.75(2)	40.(3) mb
²⁶ Fe			2.7(1)	1.4(2)	9.45(2)	
⁵⁴ Fe	5.845(35)		2.3(2)	1.3(2)	4.2(1)	29.(2) mb
⁵⁵ Fe		2.73 y	$\sigma_{\alpha} = 10. \mu\text{b}$ 13.(2)	RI $_{\alpha} = 1.1(1)$ mb 6.(1)		
⁵⁶ Fe	91.754(36)		$\sigma_{\alpha} = 0.01$ 2.8(3)	1.4(2)	9.93(3)	11.7(5) mb
⁵⁷ Fe	2.119(10)		1.4(2)	0.8(4)	2.3(1)	40.(4) mb
⁵⁸ Fe	0.282(4)		1.3(1)	1.3(2)	15.(7)	12.(1) mb
⁵⁹ Fe		44.51 d	13.(3)	6.(1)		
²⁷ Co			37.19(8)	74.(2)	2.49(2)	
^{58m} Co		9.1 h	1.4(1)×10 ⁵	2.5(10)×10 ⁵		
⁵⁸ Co		70.88 d	1.9(2)×10 ³	7.(1)×10 ³		
⁵⁹ Co	100.		(20.7+16.5)	(39.+35.)	2.49(2)	38.(4) mb
^{60m} Co		10.47 m	58.(3)	230.(50)		
⁶⁰ Co		5.271 y	2.0(2)	4.3(10)		
²⁸ Ni			4.5(2)	2.3(2)	10.3(1)	
⁵⁸ Ni	68.0769(89)	>4×10 ¹⁹ y	4.6(4)	2.3(2)	14.4(1)	41.(2) mb
⁵⁹ Ni		≈ 7.6×10 ⁴ y	$\sigma_{\alpha} < 0.03$ mb $\sigma_{\text{abs}} = 92.(4)$ $\sigma_{\alpha} = 14.(2)$ $\sigma_{\text{p}} = 2.(1)$	RI $_{\text{abs}} = 1.4(1)$ ×10 ²		
⁶⁰ Ni	26.2231(77)		2.9(3)	1.5(2)	2.8(1)	25.(1) mb
⁶¹ Ni	1.1399(6)		2.5(5)	1.5(4)	7.60(6)	82.(8) mb
⁶² Ni	3.6345(17)		$\sigma_{\alpha} = 0.03$ mb 15.(1)	6.8(3)	- 8.7(2)	13.(4) mb
⁶³ Ni		100. y	20.(5)	9.(2)		
⁶⁴ Ni	0.9256(9)		1.6(1)	1.2(2)	- 0.37(7)	9.(1) mb
⁶⁵ Ni		2.517 h	22.(2)	10.(1)		
²⁹ Cu			3.8(1)	4.1(4)	7.718(4)	
⁶³ Cu	69.15(15)		4.5(2)	5.(1)	6.43(15)	0.09(1)
⁶⁴ Cu		12.701 h	≈ 270.			
⁶⁵ Cu	30.85(15)		2.17(3)	2.2(1)	10.61(19)	41.(5) mb
⁶⁶ Cu		5.09 m	1.4(1)×10 ²	60.(20)		
³⁰ Zn			1.1(2)	2.8(4)	5.680(5)	
⁶⁴ Zn	48.27(32)	>2.3×10 ¹⁸ y	0.74(5)	1.4(3)	5.23(4)	59.(5) mb
⁶⁵ Zn		243.8 d	$\sigma_{\text{p}} < 12. \mu\text{b}$ $\sigma_{\alpha} = 11.(3) \mu\text{b}$ 66.(8)	30.(4)		
⁶⁶ Zn	27.977(77)		$\sigma_{\alpha} = 2.0(2)$ 0.9(3)	1.8(2)	5.98(5)	35.(3) mb
⁶⁷ Zn	4.102(21)		$\sigma_{\alpha} < 0.02$ mb 6.9(1.4)	25.(5)	7.58(8)	0.15(2)
⁶⁸ Zn	19.02(12)		$\sigma_{\alpha} = 0.4$ mb (0.072 + 0.8)	(0.2 + 2.9)	6.04(3)	19.(2) mb $\sigma_{\text{m}} = 3.(1)$ mb
⁷⁰ Zn	0.631(9)		$\sigma_{\alpha} < 0.02$ mb (8.1+83.) mb	0.9(2)		0.02(1)
³¹ Ga			2.9(1)	22.(3)	7.288(2)	

*Extrapolated value.

Elem. or Isot.	Natural Abundance (%)	Half-Life	Thermal Neut. Cross-Section (barns)	Resonance Integral (barns)	Coh. Scat. Length (fm)	σ (30 keV) Maxw. Avg. (barns)
⁶⁹ Ga	60.108(9)		1.68(7)	16.(2)	7.88(4)	0.14(1)
⁷¹ Ga	39.892(9)	>2.4×10 ²⁶ y	4.7(2)	31.(3)	6.40(3)	0.12(1)
			$\sigma_m = 0.15(5)$			
³² Ge			2.2(1)	6.(2)	8.19(2)	
⁶⁸ Ge		270.8 d	1.0(5)			
⁷⁰ Ge	20.370(89)		(0.3 + 2.7)	2.3(1)	10.0(1)	88.(5) mb
⁷² Ge	27.380(60)		0.9(2)	0.8(3)	8.5(1)	0.07(2)
⁷³ Ge	7.759(78)	>1.8×10 ²³ y	15.(1)	66.(20)	5.02(4)	0.3(1)
⁷⁴ Ge	36.656(80)		(0.14 + 0.28)	(0.4+0.5)	7.6(1)	53.(7) mb
⁷⁶ Ge	7.835(81)	1.6×10 ²¹ y	(0.09 + 0.06)	(1.3+0.6)	8.2(15)	0.03(2)
³³ As			4.0(4)	61.(5)	6.58(1)	
⁷⁵ As	100.		4.0(4)	61.(5)	6.58(1)	0.57(4)
³⁴ Se			12.(1)	14.(3)	7.970(9)	
⁷⁴ Se	0.89(4)		50.(2)	520(50)	0.8(3)	0.2(1)
⁷⁵ Se		119.78 d	3.3(10)×10 ²			
⁷⁶ Se	9.37(29)		(22. + 63.)	(9.+31.)	12.2(1)	0.16(1)
⁷⁷ Se	7.63(16)		42.(4)	30.(5)	8.25(8)	0.3(1)
			$\sigma_\alpha = 0.97(3)$ μ b			
⁷⁸ Se	23.77(28)		$\sigma_m = 0.38(2)$	RI _m = 4.3(4)	8.24(9)	0.1
⁸⁰ Se	49.61(41)		(0.05+0.54)	(0.15+0.85)	7.48(3)	42.(3) mb
⁸² Se	8.73(22)	≈ 1×10 ²⁰ y	(39.+ 5.2) mb	39.(4) mb	6.34(8)	0.04(2)
³⁵ Br			6.8(2)	92.(8)	6.79(2)	
⁷⁶ Br		16.0 h	224.(42)			
⁷⁹ Br	50.69(7)		(2.5+8.3)	(36.+96.)	6.79(7)	0.63(4)
						$\sigma_m = 0.08(1)$
⁸¹ Br	49.31(7)		(2.4+0.24)	51.(5)	6.78(7)	0.31(2)
³⁶ Kr			24.(1)	39.(6)	7.81(2)	
⁷⁸ Kr	0.353(3)	>2.3×10 ²⁰ y	(0.17+6.)	20.(1)		(0.11+0.19)
⁸⁰ Kr	2.286(10)		(4.6+7.)	57.(6)		(0.09+0.18)
⁸² Kr	11.593(3)		(14.+7.)	130.(13)		90.(6) mb
⁸³ Kr	11.500(19)		183.(30)	183.(20)		0.24(2)
⁸⁴ Kr	56.987(15)		($\sigma_m + \sigma_g$) = 0.11	2.4(3)		(16.+33.) mb
			$\sigma_m = 0.09$			
⁸⁵ Kr		10.73 y	1.7(2)	1.8(10)		0.07(2)
⁸⁶ Kr	17.279(41)		3.(2) mb	≈ 1. mb	8.1(3)	3.2(4) mb
³⁷ Rb			0.39(4)	6.(3)	7.08(2)	
⁸⁴ Rb		32.9 d	$\sigma_p = 12.(2)$			
⁸⁵ Rb	72.17(2)		(0.06+0.38)	(0.7+7.)	7.0(1)	0.24(1)
⁸⁶ Rb		18.65 d	<20.			
⁸⁷ Rb	27.83(2)	4.88×10 ¹⁰ y	0.10(1)	2.3(4)	7.3(1)	16.(1) mb
⁸⁸ Rb		17.7 m	1.2(3)	0.5(1)		
³⁸ Sr			1.2(1)	10.(1)	7.02(2)	
⁸⁴ Sr	0.56(1)		(0.6+0.2)	(9.+1.)		0.4(1)
⁸⁶ Sr	9.86(1)		$\sigma_m = 0.81(4)$	RI _m = 4.(1)	5.68(5)	(48.+22.) mb
⁸⁷ Sr	7.00(1)		16.(3)	118.(30)	7.41(7)	97.(5) mb
⁸⁸ Sr	82.58(1)		5.8(4) mb	0.07(3)	7.16(6)	6.0(2) mb
⁸⁹ Sr		50.52 d	0.42(4)	0.2		
⁹⁰ Sr		29.1 y	10.(1) mb	0.10(2)		
³⁹ Y			1.25(5)	1.0(1)	7.75(2)	
⁸⁹ Y	100.		(0.001+1.25)	(0.006+1.0)	7.75(2)	19.(1) mb
⁹⁰ Y		2.67 d	<6.5			
⁹¹ Y		58.5 d	1.4(3)	0.6(1)		
⁴⁰ Zr			0.19(1)	0.95(9)	7.16(3)	
			$\sigma_\alpha < 0.1$ mb			
⁹⁰ Zr	51.45(40)		≈ 0.014	0.2(1)	6.4(1)	21.(2) mb
⁹¹ Zr	11.22(5)		1.2(3)	5.(2)	8.8(1)	60.(8) mb
⁹² Zr	17.15(8)		0.2(1)	0.6(2)	7.5(2)	33.(4) mb
⁹³ Zr		1.5×10 ⁶ y	<4.	16.(5)		0.10(1)

*Extrapolated value.

Elem. or Isot.	Natural Abundance (%)	Half-Life	Thermal Neut. Cross-Section (barns)	Resonance Integral (barns)	Coh. Scat. Length (fm)	σ (30 keV) Maxw. Avg. (barns)
⁹⁴ Zr	17.38(28)	>10 ¹⁷ y	0.049(6)	0.25(3)	8.3(2)	26.(1) mb
⁹⁶ Zr	2.80(9)	>1.7×10 ¹⁸ y	0.020(3)	5.0(5)	5.5(1)	11.(1) mb
⁴¹ Nb			1.11(1)	8.5(6)	7.14(3)	
⁹³ Nb	100.		$\sigma_{\alpha} < 0.1$ mb 1.1	(6.3+2.2)	7.14(3)	266.(5) mb
⁹⁴ Nb		2.4×10 ⁴ y	$\sigma_m = 0.86$ ($\sigma_m + \sigma_g$) = 15.(1)	126.(13)		
⁹⁵ Nb		34.97 d	$\sigma_m = 0.6(1)$ <7.	<200.		
⁴² Mo			2.5(1)	26.(5)	6.72(2)	
⁹² Mo	14.77(31)	>3×10 ¹⁷ y	$\sigma_{\alpha} < 0.1$ mb 0.06	≈ 0.8	6.93(8)	0.07(1)
⁹⁴ Mo	9.226(99)		$\sigma_m = 0.2$ μ b 0.02	≈ 0.8	6.82(7)	0.10(2)
⁹⁵ Mo	15.900(85)		13.4(3)	109.(5)	6.93(6)	0.29(1)
⁹⁶ Mo	16.674(12)		$\sigma_{\alpha} = 30.(4)$ μ b 0.5	17.(3)	6.22(6)	0.11(1)
⁹⁷ Mo	9.560(50)		2.5(2)	14.(3)	7.26(8)	0.34(1)
⁹⁸ Mo	24.20(25)		$\sigma_{\alpha} = 0.4(2)$ μ b 0.14(1)	7.2(7)	6.60(7)	0.10(1)
¹⁰⁰ Mo	9.67(20)	≈ 1×10 ¹⁹ y	0.19(1)	3.6(3)	6.75(7)	0.11(1)
⁴³ Tc						
⁹⁸ Tc		≈ 6.6×10 ⁶ y	$\sigma_m = 0.9(2)$			
⁹⁹ Tc		2.13×10 ⁵ y	23.(2)	4.0(4)×10 ²	6.8(3)	0.93(5)
⁴⁴ Ru			2.6 (1)	48.(5)	7.03(3)	
⁹⁶ Ru	5.54(14)	>3.1×10 ¹⁶ y	0.23(4)	7.(2)		0.21(1)
⁹⁸ Ru	1.87(3)		< 8.			0.3(1)
⁹⁹ Ru	12.76(14)		4.(1)	195.(20)		1.2(3)
¹⁰⁰ Ru	12.60(7)		5.8(6)	11.(2)		0.21(1)
¹⁰¹ Ru	17.06(2)		5.(1)	1.1(3)×10 ²		1.00(4)
¹⁰² Ru	31.55(14)		$\sigma_{\alpha} < 0.15$ μ b 1.2(1)	4.3(5)		0.15(1)
¹⁰³ Ru		39.27 d	<20.	≈ 30.		
¹⁰⁴ Ru	18.62(27)		0.49(2)	6.(2)		0.15(1)
¹⁰⁵ Ru		4.44 h	0.29(3)	0.13(1)		
¹⁰⁶ Ru		1.020 y	0.15(4)	2.0(6)		
⁴⁵ Rh			145.(2)	1.2(1)×10 ³	5.88(4)	
¹⁰³ Rh	100.		(11.+ 134.)	(0.08+1.1)×10 ³	5.88(4)	0.81(1)
^{104m} Rh		4.36 m	800.(100)			
¹⁰⁴ Rh		42.3 s	40.(30)			
¹⁰⁵ Rh		35.4 h	1.1(3)×10 ⁴	1.7(4)×10 ⁴		
⁴⁶ Pd			7.(1)	82.(8)	5.91(6)	
¹⁰² Pd	1.02(1)		3.2(10)	10.(2)		0.3(1)
¹⁰⁴ Pd	11.14(8)			16.(2)		0.29(3)
¹⁰⁵ Pd	22.33(8)		22.(2)	60.(20)	5.5(3)	1.20(6)
¹⁰⁶ Pd	27.33(3)		$\sigma_{\alpha} = 0.5(2)$ μ b (0.013+0.28)	(0.2+5.5)	6.4(4)	0.25(3)
¹⁰⁷ Pd		6.5×10 ⁶ y	1.8(2)	108.(4)		1.34(6)
¹⁰⁸ Pd	26.46(9)		(0.19+8.5)	(2.+240.)	4.1(3)	0.20(2)
¹¹⁰ Pd	11.72(9)		(0.033+0.7)	(0.7+8.)		0.15(2)
⁴⁷ Ag			62.(1)	767.(60)	5.922(7)	
¹⁰⁷ Ag	51.839(8)		(1.+35.)	(3.+105.)	7.56(1)	0.80(3)
¹⁰⁹ Ag	48.161(8)		(4.1 + 87.)	(0.7+14.1)×10 ²	4.17(1)	0.79(3)
^{110m} Ag		249.8 d	82.(11)	20.(4)		
¹¹¹ Ag		7.47 d	3.(2)	105.(20)		
⁴⁸ Cd			2.52(5)×10 ³	73.(8)	4.87(5)	
¹⁰⁶ Cd	1.25(6)	>2.6×10 ¹⁷ y	0.20(3)	4.(1)		0.30(2)
¹⁰⁸ Cd	0.89(3)	>4.1×10 ¹⁷ y	1.	14.(3)	5.4(1)	0.20(1)

*Extrapolated value.

Elem. or Isot.	Natural Abundance (%)	Half-Life	Thermal Neut. Cross-Section (barns)	Resonance Integral (barns)	Coh. Scat. Length (fm)	σ (30 keV) Maxw. Avg. (barns)
¹⁰⁹ Cd		462.0 d	≈ 180 .	$6.7(12)\times 10^3$		
¹¹⁰ Cd	12.49(18)		$\sigma_\alpha < 0.05$ (0.06+11.)	(6.+34.)	5.9(1)	(0.01+0.22)
¹¹¹ Cd	12.80(12)		3.5(20)	51.(6)	6.5(1)	0.75(1)
¹¹² Cd	24.13(21)		(0.012+2.2)	15.	6.4(1)	0.19(1)
¹¹³ Cd	12.22(12)	7.7×10^{15} y	$2.06(4)\times 10^4$	390.(40)	- 8.0(2)	0.67(1)
¹¹⁴ Cd	28.73(42)		$\sigma_\alpha < 1$. μ b (0.04+0.29)	16.(7)	7.5(1)	(0.01+0.12)
¹¹⁶ Cd	7.49(18)	3.8×10^{19} y	(26.+52.) mb	1.2	6.3(1)	(12.+47.) mb
⁴⁹ In			197.(4)	$3.3(2)\times 10^3$	4.07(2)	
¹¹³ In	4.29(5)		(3.1+5.0+3.9)	(220.+90.)	5.39(6)	(0.48+0.31)
¹¹⁵ In	95.71(5)	4.4×10^{14} y	(88.+73.+44.)	$(1.5+1.2+0.7)\times 10^3$	4.01(2)	(0.69+0.02)
⁵⁰ Sn			0.61(3)	8.(2)	6.225(2)	
¹¹² Sn	0.97(1)		(0.15+0.40)	(8.+19.)		0.21(1)
¹¹³ Sn		115.1 d	≈ 9 .	210.(50)		
¹¹⁴ Sn	0.66(1)		≈ 0.12	5.(1)	6.2(3)	134.(3) mb
¹¹⁵ Sn	0.34(1)		$\sigma_\alpha = 0.06$ mb	29.(6)		0.34(1)
¹¹⁶ Sn	14.54(9)		(0.006+0.14)	(0.5+11.)	5.93(5)	91.(2) mb
¹¹⁷ Sn	7.68(7)		1.1(1)	16.(5)	6.48(5)	319.(7) mb
¹¹⁸ Sn	24.22(9)		$\sigma_m = 4$. mb	4.7(5)	6.07(5)	62.(1) mb
¹¹⁹ Sn	8.59(4)		2.(1)	2.9(5)	6.12(5)	0.18(1)
¹²⁰ Sn	32.58(9)		(0.001+0.13)	1.2(3)	6.49(5)	(0.5+36.) mb
¹²² Sn	4.63(3)		(0.15+0.001)	0.81(4)	5.74(5)	(18.+4.) mb
¹²⁴ Sn	5.79(5)	$>2.2\times 10^{18}$ y	(0.13+0.004)	(8.0+0.08)	5.97(5)	12.(2) mb
⁵¹ Sb			5.2(2)	169.(20)	5.57(3)	
¹²¹ Sb	57.21(5)		(0.4+5.8)	(13.+192.)	5.71(6)	0.53(2)
¹²³ Sb	42.79(5)		(0.02+0.04+4.0)	(1.+119.)	5.38(7)	0.30(1)
¹²⁴ Sb		60.20 d	17.(3)	≈ 8 .		
⁵² Te			4.2(1)	47.(3)	5.80(3)	
¹²⁰ Te	0.09(1)		(1.+5.)	≈ 1 .	5.3(5)	0.4(1)
¹²² Te	2.55(12)		(0.4+3.)	(5.+75.)	3.8(2)	295.(3) mb
¹²³ Te	0.89(3)	$>5.3\times 10^{16}$ y	370.(40)	$4.5(3)\times 10^3$	- 0.05	0.83(1)
¹²⁴ Te	4.74(14)		$\sigma_\alpha = 0.05$ mb (1.+6.)	(1.4+4.)	8.0(1)	155.(2) mb
¹²⁵ Te	7.07(15)		1.1(2)	21.(4)	5.02(8)	431.(4) mb
¹²⁶ Te	18.84(25)		(0.12+0.8)	(0.6+7.4)	5.56(7)	(28.+53.) mb
¹²⁸ Te	31.74(8)	2.2×10^{24} y	(0.03+0.2)	(0.2+1.6)	5.89(7)	(3.+41.) mb
¹³⁰ Te	34.08(62)	$8.\times 10^{20}$ y	(0.01+0.19)	(0.03+0.3)	6.02(7)	(4.+11.) mb
⁵³ I			6.2(1)	$1.5(1)\times 10^2$	5.28(2)	
¹²⁵ I		59.4 d	900.(100)	$1.4(2)\times 10^4$		
¹²⁷ I	100.		6.2(1)	$1.5(1)\times 10^2$	5.28(2)	0.64(3)
¹²⁸ I		25.00 m	22.(4)	≈ 10 .		
¹²⁹ I		1.7×10^7 y	(20.7+10.3)	36.(4)		0.44(2)
¹³⁰ I		12.36 h	18.(3)	≈ 8 .		
¹³¹ I		8.021 d	≈ 0.7	8.(4)		
⁵⁴ Xe			25.(1)	263.(50)	4.92(3)	
¹²⁴ Xe	0.0953(27)	$>10^{17}$ y	(28.+137.)	$(0.6+3.0)\times 10^3$		(0.13+0.51)
¹²⁵ Xe		17.1 h	$\sigma_\alpha < 0.03$			
¹²⁶ Xe	0.0890(14)		(0.45+3.)	(8.+52.)		(0.04+0.32)
¹²⁷ Xe		36.34 d	$\sigma_\alpha \leq 0.01$			
¹²⁸ Xe	1.910(22)		$\sigma_m = 0.48$	$RI_m = 38$.(10)		0.26(1)
¹²⁹ Xe	26.40(18)		22.(5)	250.(50)		0.62(2)
¹³⁰ Xe	4.071(53)		$\sigma_m = 0.45$	$RI_m = 16$.(4)		0.132(3)
¹³¹ Xe	21.233(62)		90.(10)	9 .(1) $\times 10^2$		0.45(8)
¹³² Xe	26.9087(680)		(0.05+0.4)	(0.9+3.7)		(5.+60.) mb
¹³³ Xe		5.243 d	190.(90)			
¹³⁴ Xe	10.436(29)	$>1.1\times 10^{16}$ y	(0.003 + 0.26)	0.40(4)		20.(2) mb
¹³⁵ Xe		9.10 h	$2.65(11)\times 10^6$	$7.6(5)\times 10^3$		

*Extrapolated value.

Elem. or Isot.	Natural Abundance (%)	Half-Life	Thermal Neut. Cross-Section (barns)	Resonance Integral (barns)	Coh. Scat. Length (fm)	σ (30 keV) Maxw. Avg. (barns)
¹³⁶ Xe	8.858(33)	>8×10 ²⁰ y	0.26(2)	0.7(2)		0.9(1) mb
⁵⁵ Cs			30.4(8)	422.(50)	5.42(2)	
¹³² Cs		6.48 d	$\sigma_{\alpha} < 0.15$			
¹³³ Cs	100.		(2.7+27.3)	(32.+360.)	5.42(2)	(0.04+0.47)
¹³⁴ Cs		2.065 y	140.(10)	54.(9)		
¹³⁵ Cs		2.3×10 ⁶ y	8.3(3)	38.(3)		
¹³⁷ Cs		30.2 y	(0.20+0.07)	0.36(7)		
⁵⁶ Ba			1.3(2)	10.(2)	5.07(3)	
¹³⁰ Ba	0.106(1)	2.2×10 ²¹ y	(1.+8.)	(25.+200.)	- 3.6(6)	0.76(11)
¹³² Ba	0.101(1)	1.3×10 ²¹ y	(0.84+9.7)	(4.7+24.)	7.8(3)	0.6(1)
¹³³ Ba		10.53 y	4.(1)	85.(30)		
¹³⁴ Ba	2.417(18)		(0.1+1.3)	(5.6+18.)	5.7(1)	0.18(1)
¹³⁵ Ba	6.592(12)		(0.014+5.8)	(0.47+131.)	4.7(1)	0.46(2)
¹³⁶ Ba	7.854(24)		(0.010+0.44)	(0.1+1.5)	4.91(8)	61.(2) mb
¹³⁷ Ba	11.232(24)		5.(1)	4.(1)	6.8(1)	76.(3) mb
¹³⁸ Ba	71.698(42)		0.41(2)	0.4(1)	4.84(8)	4.0(2) mb
¹³⁹ Ba		1.396 h	5.(1)	2.2(5)		
¹⁴⁰ Ba		12.75 d	1.6(3)	14.(1)		
⁵⁷ La			9.2(2)	12.(1)	8.24(4)	
¹³⁸ La	0.090(1)	1.06×10 ¹¹ y	57.(6)	4.1(9)×10 ²		
¹³⁹ La	99.910(1)		9.2(2)	12.(1)	8.24(4)	38.(3) mb
¹⁴⁰ La		1.678 d	2.7(3)	69.(4)		
⁵⁸ Ce			0.64(4)	0.71(6)	4.84(2)	
¹³⁶ Ce	0.185(2)		(1.0+6.5)	58.(12)	5.80(9)	(0.028+0.3)
¹³⁸ Ce	0.251(2)		(0.025+1.0)	(1.5+5.2)	6.70(9)	179.(5) mb
¹⁴⁰ Ce	88.450(51)		0.58(4)	0.50(5)	4.84(9)	11.0(4) mb
¹⁴¹ Ce		32.50 d	29.(3)	13.(2)		
¹⁴² Ce	11.114(51)	>1.6×10 ¹⁷ y	0.97(3)	1.3(3)	4.75(9)	28.(1) mb
¹⁴³ Ce		1.38 d	6.1(7)	2.7(3)		
¹⁴⁴ Ce		284.6 d	1.0(1)	2.6(3)		
⁵⁹ Pr			11.5(4)	14.(3)	4.58(5)	
¹⁴¹ Pr	100.		(4.+7.5)	14.(3)	4.58(5)	111.(2) mb
¹⁴² Pr		19.12 h	20.(3)	9.(1)		
¹⁴³ Pr		13.57 d	90.(10)	190.(25)		
⁶⁰ Nd			51.(2)	49.(5)	7.69(5)	
¹⁴² Nd	27.2(5)		19.(1)	34.(11)	7.7(3)	35.(1) mb
¹⁴³ Nd	12.2(2)		330.(10)	128.(30)		0.24(1)
			$\sigma_{\alpha} = 17. \text{ mb}$			
¹⁴⁴ Nd	23.8(3)	2.1×10 ¹⁵ y	3.6(3)	3.9(5)	2.8(3)	81.(2) mb
¹⁴⁵ Nd	8.3(1)		47.(6)	260.(40)		0.42(1)
			$\sigma_{\alpha} = 12. \mu\text{b}$			
¹⁴⁶ Nd	17.2(3)		1.5(2)	3.0(4)	8.7(2)	91.(1) mb
¹⁴⁷ Nd		10.98 d	440.(150)	200.		
¹⁴⁸ Nd	5.7(1)		2.4(1)	13.(2)	5.7(3)	147.(2) mb
¹⁵⁰ Nd	5.6(2)	≈ 1×10 ¹⁹ y	1.0(1)	14.(2)	5.3(2)	0.16(1)
⁶¹ Pm						
¹⁴⁶ Pm		5.53 y	8.4(1.7)×10 ³			
¹⁴⁷ Pm		2.623 y	(84.+96.)	(1000.+1280.)	12.6(4)	2.(1)
^{148m} Pm		41.3 d	10600.(800)			
¹⁴⁸ Pm		5.37 d	≈ 10 ³	2.6(2.4)×10 ³		
¹⁴⁹ Pm		2.212 d	1400.(200)			
¹⁵¹ Pm		1.183 d	≈ 150.			
⁶² Sm			5.6(1)×10 ³	1.4(2)×10 ³		
¹⁴⁴ Sm	3.07(7)		1.6(1)	2.4(3)		92.(6) mb
¹⁴⁵ Sm		340. d	280.(20)	600.(90)		
¹⁴⁷ Sm	14.99(18)	1.06×10 ¹¹ y	56.(4), $\sigma_{\alpha} = 0.6 \text{ mb}$	710.(50)	14.(3)	0.97(1)
¹⁴⁸ Sm	11.24(10)	7×10 ¹⁵ y	2.4(6)	27.(14)		241.(2) mb
¹⁴⁹ Sm	13.82(7)	10 ¹⁶ y	4.01(6)×10 ⁴ , $\sigma_{\alpha} = 31. \text{ mb}$	3.1(5)×10 ³		1.82(2)

*Extrapolated value.

Elem. or Isot.	Natural Abundance (%)	Half-Life	Thermal Neut. Cross-Section (barns)	Resonance Integral (barns)	Coh. Scat. Length (fm)	σ (30 keV) Maxw. Avg. (barns)
¹⁵⁰ Sm	7.38(1)		102.(5)	290.(30)	14.(3)	422.(4) mb
¹⁵¹ Sm		90. y	1.52(3)×10 ⁴	3520.(60)		2.(1)
¹⁵² Sm	26.75(16)		206.(15)	3.0(3)×10 ³	- 5.0(6)	473.(4) mb
¹⁵³ Sm		1.929 d	420.(180)			
¹⁵⁴ Sm	22.75(29)		7.5(3)	32.(6)	9.(1)	0.21(1)
⁶³ Eu			4570.(100)	3.8(5)×10 ³	5.3(3)	
¹⁵¹ Eu	47.81(6)		(4.+3150.+6000.) $\sigma_{\alpha} = 8.7(3) \mu\text{b}$	(2.+4.)×10 ³		(1.6+2.2)
^{152m1} Eu		9.30 h	6.8(15)×10 ⁴	< 10 ⁵		
¹⁵² Eu		13.5 y	1.1(2)×10 ⁴	1.6(2)×10 ³		5.(2)
¹⁵³ Eu	52.19(6)		300.(20), $\sigma_{\alpha} < 1. \mu\text{b}$	1.8(4)×10 ³	8.2(1)	2.8(1)
¹⁵⁴ Eu		8.59 y	1.5(3)×10 ³	1.6(2)×10 ³		4.4(7)
¹⁵⁵ Eu		4.76 y	3.9(2)×10 ³	1.6(2)×10 ⁴		1.3(1)
⁶⁴ Gd			48.8(6)×10 ³	400.(10)	9.5(2)	
¹⁴⁸ Gd		75. y	1.40(14)×10 ⁴			
¹⁵² Gd	0.20(1)	1.1×10 ¹⁴ y	700.(200), $\sigma_{\alpha} < 7. \text{mb}$	700.(200)		1.05(2)
¹⁵³ Gd		240. d	2.(1)×10 ⁴ , $\sigma_{\alpha} = 0.03$			
¹⁵⁴ Gd	2.18(3)		(0.035+60.)	230.(50)		1.03(1)
¹⁵⁵ Gd	14.80(12)		61.(1)×10 ³ , $\sigma_{\alpha} = .08 \text{mb}$	1540.(100)		2.65(3)
¹⁵⁶ Gd	20.47(9)		≈ 2.0	104.(15)	6.3(4)	615.(5) mb
¹⁵⁷ Gd	15.65(2)		2.54(3)×10 ⁵ , $\sigma_{\alpha} < 0.05$	800.(100)		1.37(2)
¹⁵⁸ Gd	24.84(7)		2.3(3)	73.(7)	9.(2)	324.(3) mb
¹⁶⁰ Gd	21.86(19)	>1.9×10 ¹⁹ y	1.5(7)	6.(1)	9.15(5)	0.15(2)
¹⁶¹ Gd		3.66 m	2.0(6)×10 ⁴			
⁶⁵ Tb			23.2(5)	420.(50)	7.34(2)	
¹⁵⁹ Tb	100.		23.2(5)	420.(50)	7.34(2)	1.6(2)
¹⁶⁰ Tb		72.3 d	570.(110)			
⁶⁶ Dy			9.5(2)×10 ²	1.5(2)×10 ³	16.9(3)	
¹⁵⁶ Dy	0.056(3)		33.(3), $\sigma_{\alpha} < 9. \text{mb}$	1000.(100)		1.6(2)
¹⁵⁸ Dy	0.095(3)		43.(6), $\sigma_{\alpha} < 6. \text{mb}$	120.(10)	6.1(5)	0.8(2)
¹⁵⁹ Dy		144. d	8.(2)×10 ³			
¹⁶⁰ Dy	2.39(18)		60.(10), $\sigma_{\alpha} < 0.3 \text{mb}$	1100.(200)	6.7(4)	0.89(1)
¹⁶¹ Dy	18.889(42)		600.(50), $\sigma_{\alpha} < 1. \mu\text{b}$	1100.(100)	10.3(4)	1.96(2)
¹⁶² Dy	25.475(36)		170.(20)	2755.(300)	- 1.4(5)	446.(4) mb
¹⁶³ Dy	24.896(42)		120.(10), $\sigma_{\alpha} < 20. \mu\text{b}$	1600.(400)	5.0(4)	1.11(1)
¹⁶⁴ Dy	28.260(54)		(1.7+1.0)×10 ³	(4.+2.)×10 ²	49.4(2)	212.(3) mb
^{165m} Dy		1.26 m	2.0(6)×10 ³			
¹⁶⁵ Dy		2.33 h	3.5(3)×10 ³	2.2(3)×10 ⁴		
⁶⁷ Ho			61.(2)	670.(40)	8.01(8)	
¹⁶³ Ho		4.57×10 ³ y				(0.4+1.7)
¹⁶⁵ Ho	100.		(3.1+58.), $\sigma_{\alpha} < 20. \mu\text{b}$	(?+670.)	8.01(8)	(0.8+0.5)
^{166m} Ho		1.2×10 ³ y	3.1(8)×10 ³	10.(3)×10 ³		
⁶⁸ Er			1.5(2)×10 ²	730.(10)	7.79(2)	
¹⁶² Er	0.139(5)		19.(3), $\sigma_{\alpha} < 11. \text{mb}$	480.(50)	8.8(2)	1.6(1)
¹⁶⁴ Er	1.601(3)		13.(3), $\sigma_{\alpha} < 1.2 \text{mb}$	105.(10)	8.2(2)	1.08(5)
¹⁶⁶ Er	33.503(36)		(3.+14.), $\sigma_{\alpha} < 70. \mu\text{b}$	96.(12)	10.6(2)	0.56(6)
¹⁶⁷ Er	22.869(9)		6.5(8)×10 ² , $\sigma_{\alpha} = 3. \mu\text{b}$	2970.(70)	3.0(3)	1.4(2)
¹⁶⁸ Er	26.978(18)		2.3(3), $\sigma_{\alpha} = 0.09 \text{mb}$	37.(5)	7.4(4)	0.34(4)
¹⁷⁰ Er	14.910(36)		8.(2)	26.(4)	9.6(5)	0.17(1)
¹⁷¹ Er		7.52 h	370.(40)	170.(20)		
⁶⁹ Tm			108.(4)	1.5(2)×10 ³	7.07(3)	
¹⁶⁹ Tm	100		(8.+100.)	1.5(2)×10 ³	7.07(3)	1.13(6)
¹⁷⁰ Tm		128.6 d	100.(20)	460.(50)		
¹⁷¹ Tm		1.92 y	≈ 160.	118.(6)		
⁷⁰ Yb			52.(10)	1.7(2)×10 ²	12.43(3)	
¹⁶⁸ Yb	0.13(1)		2.4(2)×10 ³ , $\sigma_{\alpha} < 0.1 \text{mb}$	2.0(5)×10 ⁴	-4.07(2)	0.7(4)
¹⁶⁹ Yb		32.02 d	3.6(3)×10 ³	5200.(500)		
¹⁷⁰ Yb	3.04(15)		12.(2), $\sigma_{\alpha} < 10. \mu\text{b}$	320.(30)	6.8(1)	0.77(1)

*Extrapolated value.

Elem. or Isot.	Natural Abundance (%)	Half-Life	Thermal Neut. Cross-Section (barns)	Resonance Integral (barns)	Coh. Scat. Length (fm)	σ (30 keV) Maxw. Avg. (barns)
¹⁷¹ Yb	14.28(57)		53.(5), $\sigma_\alpha < 1.5 \mu\text{b}$	315.(30)	9.7(1)	1.21(1)
¹⁷² Yb	21.83(67)		≈ 1.3 , $\sigma_\alpha < 1. \mu\text{b}$	25.(3)	9.4(1)	0.34(1)
¹⁷³ Yb	16.13(27)		16.(2), $\sigma_\alpha < 1. \mu\text{b}$	380.(30)	9.56(7)	0.75(1)
¹⁷⁴ Yb	31.83(92)		(46.+17.), $\sigma_\alpha < 0.02 \text{ mb}$	(13.+16.)	19.3(1)	151.(2) mb
¹⁷⁶ Yb	12.76(41)		3.1(2), $\sigma_\alpha < 1. \mu\text{b}$	8.(2)	8.7(1)	116.(2) mb
⁷¹ Lu			78.(7)	8.3(7) $\times 10^2$	7.21(3)	
¹⁷⁵ Lu	97.41(2)		(16.+8.)	(550.+270.)	7.24(3)	(1.04+0.11)
¹⁷⁶ Lu	2.59(2)	3.73 $\times 10^{10}$ y	(2.+2100.)	(3.+930.)	6.1(2)	1.53(7)
^{177m} Lu		160.7 d	3.2(3)	1.4(2)		
¹⁷⁷ Lu		6.65 d	1000.(300)			
⁷² Hf			106.(3)	19.7(5) $\times 10^2$	7.8(1)	
¹⁷⁴ Hf	0.16(1)	2.0 $\times 10^{15}$ y	600.(50)	400.(50)	11.(1)	0.8(2)
¹⁷⁶ Hf	5.26(7)		23.(4)	700.(100)	6.6(2)	0.46(2)
¹⁷⁷ Hf	18.60(9)		(1.+375.), $\sigma_\alpha < 20. \mu\text{b}$	7170.(200)		1.5(1)
^{178m2} Hf		31. y	$\sigma_{m2} = 45.(5)$	$RI_{m2} = 8(1)\times 10^2$		
¹⁷⁸ Hf	27.28(7)		(54.+32.)	(0.9+1.0) $\times 10^3$	5.9(2)	0.31(1)
¹⁷⁹ Hf	13.62(2)		(0.43+46.)	(6.8+620.)	7.5(2)	(0.01+0.95)
¹⁸⁰ Hf	35.08(16)		13.0(5), $\sigma_\alpha < 13. \mu\text{b}$	32.(1)	13.2(3)	179.(5) mb
¹⁸¹ Hf		42.4 d	30.(25)			
⁷³ Ta			20.(1)	650(20.)	6.91(7)	
¹⁷⁹ Ta		1.8 y	9.3(6) $\times 10^2$	1.22(7) $\times 10^3$		
^{180m} Ta	0.012(2)	> 1.2 $\times 10^{15}$ y	$\approx 560.$	1350.(100)		
¹⁸¹ Ta	99.988(2)		(0.012 + 20.), $\sigma_\alpha < 1. \mu\text{b}$	(0.4+650.)	6.91(7)	0.77(2)
¹⁸² Ta		114.43 d	8200.(600)	900.(90)		
⁷⁴ W			18.(1)	3.6(3) $\times 10^2$	4.86(2)	
¹⁸⁰ W	0.12(1)	7.4 $\times 10^{16}$ y	$\approx 4.$	210.(30)		0.54(6)
¹⁸² W	26.50(16)	8.3 $\times 10^{18}$ y	20.(1)	600.(90)	6.97(4)	274.(8) mb
¹⁸³ W	14.31(4)	1.9 $\times 10^{18}$ y	10.5(3)	340.(50)	6.53(4)	0.52(2)
¹⁸⁴ W	30.64(2)	4.0 $\times 10^{18}$ y	(0.002 + 2.0)	15.(2)	7.48(6)	0.22(1)
¹⁸⁵ W		74.8 d	≈ 3.3	300.(50)		
¹⁸⁶ W	28.43(19)	6.5 $\times 10^{18}$ y	37.(2)	510.(50)	- 0.72(4)	176.(5) mb
¹⁸⁷ W		23.9 h	70.(10)	2760.(550)		
¹⁸⁸ W		69.78 h	12.(1)			
⁷⁵ Re			90.(4)	8.4(2) $\times 10^2$	9.2(3)	
¹⁸⁵ Re	37.40(2)		(0.33+110.)	1700.(50)	9.0(3)	1.54(6)
¹⁸⁷ Re	62.60(2)	4.2 $\times 10^{10}$ y	(2.+72.)	(9.+310.)	9.3(3)	1.16(6)
⁷⁶ Os			17.(1)	1.5(1) $\times 10^2$	10.7(2)	
¹⁸⁴ Os	0.02(1)	>5.6 $\times 10^{13}$ y	3.3(3) $\times 10^3$, $\sigma_\alpha < 10. \text{mb}$	1.4(1) $\times 10^3$		0.4(2)
¹⁸⁶ Os	1.59(3)	2. $\times 10^{15}$ y	$\approx 80.$, $\sigma_\alpha < 0.1 \text{ mb}$	3.8(9) $\times 10^2$	12(2)	0.42(2)
¹⁸⁷ Os	1.96(2)		2.(1) $\times 10^2$, $\sigma_\alpha < 0.1 \text{ mb}$	5.0(7) $\times 10^2$		0.90(3)
¹⁸⁸ Os	13.24(8)		$\approx 5.$, $\sigma_\alpha < 30. \mu\text{b}$	1.5(2) $\times 10^2$	7.6(3)	0.40(2)
¹⁸⁹ Os	16.15(5)		(0.00026+40.), $\sigma_\alpha < 10. \mu\text{b}$	(0.013+670.)	10.7(3)	1.17(5)
¹⁹⁰ Os	26.26(2)		(9.+4.), $\sigma_\alpha < 20. \mu\text{b}$	(22.+8.)	11.0(3)	0.30(5)
¹⁹¹ Os		15.4 d	3.8(6) $\times 10^2$	1.7(3) $\times 10^2$		
¹⁹² Os	40.78(19)		3.(1), $\sigma_\alpha < 10. \mu\text{b}$	7.(1)	11.5(4)	0.31(5)
¹⁹³ Os		30.5 h	2.5(5) $\times 10^2$	1.1(2) $\times 10^2$		
⁷⁷ Ir			4.2(1) $\times 10^2$	2.8(4) $\times 10^3$	10.6(3)	
¹⁹¹ Ir	37.3(2)		(0.14+660.+260.)	(1.0+4.2) $\times 10^3$		1.35(4)
¹⁹² Ir		73.83 d	1.4(3) $\times 10^3$	4.8(7) $\times 10^3$		
¹⁹³ Ir	62.7(2)		(0.04+6.+109.)	1.4(2) $\times 10^3$		0.99(7)
¹⁹⁴ Ir		19.3 h	1.6(3) $\times 10^3$	7.(2) $\times 10^2$		
⁷⁸ Pt			10.(1)	1.3(1) $\times 10^2$	9.60(1)	
¹⁹⁰ Pt	0.014(1)	4.5 $\times 10^{11}$ y	1.5(1) $\times 10^2$, $\sigma_\alpha < 8. \text{mb}$	70.(10)	9.(1)	0.7(2)
¹⁹² Pt	0.782(7)		(2.0+6.), $\sigma_\alpha < 0.2 \text{ mb}$	115.(20)	9.9(5)	0.6(1)
¹⁹⁴ Pt	32.967(99)		(0.1+1.1), $\sigma_\alpha < 5. \mu\text{b}$	(4.+?)	10.55(8)	(0.03+0.34)
¹⁹⁵ Pt	33.832(10)		28.(1), $\sigma_\alpha < 5. \mu\text{b}$	365.(50)	8.8(1)	0.9(2)
¹⁹⁶ Pt	25.242(41)		(0.045+0.55)	7.(2)	9.89(8)	(0.01+0.19)
¹⁹⁸ Pt	7.163(55)		(0.3+3.1)	(5.+53.)	7.8(1)	(3.+79.) mb

*Extrapolated value.

Elem. or Isot.	Natural Abundance (%)	Half-Life	Thermal Neut. Cross-Section (barns)	Resonance Integral (barns)	Coh. Scat. Length (fm)	σ (30 keV) Maxw. Avg. (barns)
¹⁹⁹ Pt		30.8 m	$\approx 15.$	$\approx 7.$		
⁷⁹ Au			98.7(1)	$1.55(3)\times 10^3$	7.63(6)	
¹⁹⁷ Au	100.		$\sigma_{m+g} = 98.7(1)$ $\sigma_m = 8.(2)$ mb	$RI_{m+g} = 1.55(3)\times 10^3$ $RI_m = 0.06(2)$	7.63(6)	582.(9) mb
¹⁹⁸ Au		2.695 d	$26.5(15)\times 10^3$	$\approx 4.\times 10^4$		
¹⁹⁹ Au		3.14 d	$\approx 30.$			
⁸⁰ Hg			$3.7(1)\times 10^2$	87.(5)	12.69(2)	
¹⁹⁶ Hg	0.15(1)	$>2.5\times 10^{18}$ y	(105.+3000.)	(53.+410.)	30.(1)	0.4(2)
¹⁹⁸ Hg	9.97(8)		(0.017+2.)	(1.7+70.)		0.17(2)
¹⁹⁹ Hg	16.87(10)		$2.1(2)\times 10^3$	435(20)	16.9(4)	0.37(2)
²⁰⁰ Hg	23.10(16)		$\approx 1.$	2.1(5)		0.12(1)
²⁰¹ Hg	13.18(8)		$\approx 8.$	30.(3)		0.26(1)
²⁰² Hg	29.86(20)		4.9(5)	4.5(2)	11.(1)	74.(6) mb
²⁰⁴ Hg	6.87(4)		0.4(1)	0.8(2)		42.(4) mb
⁸¹ Tl			3.3(1)	12.5(8)	8.776(5)	
²⁰³ Tl	29.524(14)		11.(1), $\sigma_\alpha < 0.3$ mb	41.(2)	7.0(2)	124.(8) mb
²⁰⁴ Tl		3.78 y	22.(2)	90.(20)		0.14(5)
²⁰⁵ Tl	70.476(14)		0.11(2)	0.6(2)	9.52(7)	54.(4) mb
⁸² Pb			0.172(2)	0.14(4)	9.402(2)	
²⁰⁴ Pb	1.4(1)		0.68(7)	2.0(2)	10.9(1)	90.(6) mb
²⁰⁵ Pb		1.51×10^7 y	$\approx 5.$	$\approx 2.$		0.06(1)
²⁰⁶ Pb	24.1(1)		0.027(1)	0.10(1)	9.23(5)	16.(1) mb
²⁰⁷ Pb	22.1(1)		0.61(3)	0.38(1)	9.28(2)	10.(1) mb
²⁰⁸ Pb	52.4(1)	$>2\times 10^{19}$ y	0.23(1) mb, $\sigma_\alpha < 8.$ μ b	2.0(2) mb	9.50(3)	0.36(4) mb
²¹⁰ Pb		22.6 y	< 0.5			
⁸³ Bi			0.034(1)	0.19(2)	8.532(2)	
²⁰⁹ Bi	100.		(11.+23.) mb, $\sigma_\alpha < 0.3$ μ b	0.19(2)	8.532(2)	2.7(5) mb
^{210m} Bi		3.0×10^6 y	54.(4) mb	0.20(3)		
⁸⁴ Po			$\sigma_m < 0.5$ mb, $\sigma_\alpha < 2.$ mb			
²¹⁰ Po		138.4 d	$\sigma_g < 30.$ mb, $\sigma_f < 0.1$			
⁸⁵ At						
⁸⁶ Rn						
²²⁰ Rn		55.6 s	< 0.2			
²²² Rn		3.823 d	0.74(5)			
⁸⁸ Ra						
²²³ Ra		11.43 d	$1.3(2)\times 10^2$, $\sigma_f < 0.7$			
²²⁴ Ra		3.66 d	12.0(5)			
²²⁶ Ra		1599. y	$\approx 13.$, $\sigma_f < 7.$ μ b	280.(50)	10.(1)	
²²⁸ Ra		5.76 y	36.(5), $\sigma_f < 2.$			
⁸⁹ Ac						
²²⁷ Ac		21.77 y	$8.8(7)\times 10^2$, $\sigma_f < 0.35$ mb	$1.5(4)\times 10^3$		
⁹⁰ Th			7.4	85.(3)	10.31(3)	
²²⁷ Th		18.72 d	$\sigma_f = 2.0(2)\times 10^2$			
²²⁸ Th		1.913 y	$1.2(2)\times 10^2$, $\sigma_f < 0.3$	1014.(400)		
²²⁹ Th		7.9×10^3 y	$\approx 60.$	$1.0(2)\times 10^3$		
²³⁰ Th		7.54×10^4 y	$\sigma_f = 30.(3)$	$RI_f = 466.(75)$		
²³² Th	100.	1.40×10^{10} y	23.4(5) $\sigma_f < 0.5$ mb	$1.0(1)\times 10^3$		
²³² Th			7.37(4) $\sigma_f = 3.(1)$ μ b	85.(3)	10.31(3)	
²³³ Th		22.3 m	$\sigma_\alpha < 1.$ μ b $1.5(1)\times 10^3$	$4.(1)\times 10^2$		
²³⁴ Th		24.10 d	$\sigma_f = 15.(2)$ 1.8(5) $\sigma_f < 0.01$			

*Extrapolated value.

Elem. or Isot.	Natural Abundance (%)	Half-Life	Thermal Neut. Cross-Section (barns)	Resonance Integral (barns)	Coh. Scat. Length (fm)	σ (30 keV) Maxw. Avg. (barns)
⁹¹ Pa						
²³⁰ Pa		17.4 d	1.5(3)×10 ³			
²³¹ Pa		3.25×10 ⁴ y	2.0(1)×10 ²	750.(80)	9.1(3)	
			$\sigma_f = 20.(1)$ mb	RI _f = 0.05(1)		
²³² Pa		1.31 d	4.6(10)×10 ²	300.(70)		
			$\sigma_f = 1.5(5)$ ×10 ³	RI _f = 1.0(1)×10 ³		
²³³ Pa		27.0 d	39.(2)	(460.+440.)		
			$\sigma_m = 20.(4)$			
			$\sigma_g = 19.(3)$			
			$\sigma_f < 0.1$			
⁹² U			3.4(3); $\sigma_f = 4.2(1)$	280.(20), RI _f = 2.0	8.417(5)	
²³⁰ U		20.8 d	$\sigma_f \approx 25.$			
²³¹ U		4.2 d	$\sigma_f \approx 250.$			
²³² U		70. y	73.(2)	280.(15)		
			$\sigma_f = 74.(8)$	RI _f = 350.(30)		
²³³ U		1.592×10 ⁵ y	47.(2)	137.(6)	10.1(2)	
			$\sigma_f = 5.3(1)$ ×10 ²	RI _f = 760.(17)		
			$\sigma_\alpha < 0.2$ mb			
²³⁴ U	0.0054(5)	2.455×10 ⁵ y	96.(2)	660.(70)	12.(4)	
			$\sigma_f = 0.07(2)$	RI _f = 6.5		
²³⁵ U	0.7204(6)	7.04×10 ⁸ y	95.(5)	144.(6)	10.47(4)	
			$\sigma_f = 586.(2)$	RI _f = 275(5)		
			$\sigma_\alpha < 0.1$ mb			
²³⁶ U		2.342×10 ⁷ y	5.1(3)	360.(15)		
			$\sigma_f < 1.3$ mb	RI _f = 4.38(50)		
²³⁷ U		6.75 d	$\approx 10^2$	1200.(200)		
			$\sigma_f < 0.35$			
²³⁸ U	99.2742(10)	4.47×10 ⁹ y	2.7(1)	277.(3)	8.402(5)	
			$\sigma_f \approx 3.$ μ b	1.54(15) mb		
			$\sigma_\alpha = 1.4(5)$ μ b			
²³⁹ U		23.5 m	22.(2)			
			$\sigma_f = 15.(3)$			
⁹³ Np						
²³⁴ Np		4.4 d	$\sigma_f = 9.(3)$ ×10 ²			
²³⁵ Np		1.085 y	1.6(1)×10 ²			
^{236m} Np		22.5 h	$\sigma_f = 2.7(2)$ ×10 ³	7.(4)×10 ²		
²³⁶ Np		1.55×10 ⁵ y	$\sigma_f = 3.0(2)$ ×10 ³	1.35(30)×10 ³		
²³⁷ Np		2.14×10 ⁶ y	1.7(1)×10 ²	6.5(3)×10 ²	10.6(1)	
			$\sigma_f = 20.(1)$ mb	RI _f = 4.7		
²³⁸ Np		2.117 d	$\sigma_f = 2.6(3)$ ×10 ³	1.4(3)×10 ³		
²³⁹ Np		2.355 d	(32.+19.)			
			$\sigma_f < 1.$			
⁹⁴ Pu						
²³⁶ Pu		2.87 y	$\sigma_f = 1.6(3)$ ×10 ²	1000.(60)		
²³⁷ Pu		45.7 d	$\sigma_f = 2.3(3)$ ×10 ³			
²³⁸ Pu		87.7 y	5.1(2)×10 ²	1.6(2)×10 ²	14.1(5)	
			$\sigma_f = 17.(1)$	RI _f = 26.(2)		
²³⁹ Pu		2.410 x 10 ⁴ y	2.7(1)×10 ²	2.0(2)×10 ²	7.7(1)	
			$\sigma_f = 752.(3)$	3.0(1)×10 ²		
			$\sigma_\alpha \leq 0.3$ mb			
²⁴⁰ Pu		6.56×10 ³ y	2.9(1)×10 ²	8.4(3)×10 ³	3.5(1)	
			$\sigma_f \approx 59.$ mb	RI _f = 3.2		
²⁴¹ Pu		14.4 y	3.7(1)×10 ² , $\sigma_\alpha < 0.2$ mb	1.6(1)×10 ²		
			$\sigma_f = 1.01(1)$ ×10 ³	5.7(4)×10 ²		
²⁴² Pu		3.75 x 10 ⁵ y	19.(1)	1.1(1)×10 ³	8.1(1)	
			$\sigma_f < 0.2$	RI _f = 0.23		
²⁴³ Pu		4.956 h	<100.			
			$\sigma_f = 2.0(2)$ ×10 ²			

*Extrapolated value.

Elem. or Isot.	Natural Abundance (%)	Half-Life	Thermal Neut. Cross-Section (barns)	Resonance Integral (barns)	Coh. Scat. Length (fm)	σ (30 keV) Maxw. Avg. (barns)
²⁴⁴ Pu		8.00×10 ⁷ y	1.7(1)	41.(3)		
²⁴⁵ Pu		10.5 h	1.5(3)×10 ²	220.(40)		
⁹⁵ Am						
²⁴¹ Am		432.7 y	(0.6+6.4)×10 ² $\sigma_f = 3.15(10)$	(1.+14.)×10 ² 14.(1)		
^{242m} Am		141. y	1.7(4)×10 ³ $\sigma_f = 5.9(3)×10^3$	≈ 200. RI _f = 1.8(1)×10 ³		
²⁴² Am		16.02 h	$\sigma_f = 2.1(2)×10^3$ 3.3(5)×10 ²	RI _f = < 300. ≈ 1.5×10 ²		
²⁴³ Am		7.37×10 ³ y	(75.+5.) $\sigma_f = 79.(2)$ mb	(17.1+1.0)×10 ² RI _f = 0.056	8.3(2)	
^{244m} Am		≈ 26. m	$\sigma_f = 1.6(3)×10^3$			
²⁴⁴ Am		10.1 h	$\sigma_f = 2.2(3)×10^3$			
⁹⁶ Cm						
²⁴² Cm		162.8 d	≈ 20. $\sigma_f ≈ 5.$	120.(50)		
²⁴³ Cm		29.1 y	1.3(1)×10 ² $\sigma_f = 6.2(2)×10^2$	214.(20) RI _f = 1.6(1)×10 ³		
²⁴⁴ Cm		18.1 y	15.(1) $\sigma_f = 1.1(2)$	640.(50) RI _f = 10.8(8)	9.5(3)	
²⁴⁵ Cm		8.48×10 ³ y	3.5(2)×10 ² $\sigma_f = 2.1(1)×10^3$	110.(10) RI _f = 8.(1)×10 ²		
²⁴⁶ Cm		4.76×10 ³ y	1.2(2) $\sigma_f = 0.16(7)$	120.(10) 13.(2)	9.3(2)	
²⁴⁷ Cm		1.56×10 ⁷ y	60.(30) $\sigma_f = 82.(5)$	5.(1)×10 ² 7.3(7)×10 ²		
²⁴⁸ Cm		3.48×10 ⁵ y	2.6(3) $\sigma_f = 0.36(7)$	270.(30) 13.(2)	7.7(2)	
²⁴⁹ Cm		64.15 m	≈ 1.6			
²⁵⁰ Cm		≈ 9.7×10 ³ y	≈ 80.			
⁹⁷ Bk						
²⁴⁹ Bk		320. d	7.(1)×10 ² $\sigma_f ≈ 0.1$	9.(1)×10 ²		
²⁵⁰ Bk		3.217 h	$\sigma_f = 1.0(2)×10^3$			
⁹⁸ Cf						
²⁴⁹ Cf		351. y	5.0(3)×10 ² $\sigma_f = 1.7(1)×10^3$	7.7(4)×10 ² RI _f = 2.1(3)×10 ³		
²⁵⁰ Cf		13.1 y	2.0(2)×10 ³ $\sigma_f = 110.(90)$	12.(2)×10 ³ RI _f = 160.(40)		
²⁵¹ Cf		9.0×10 ² y	2.9(2)×10 ³ $\sigma_f = 4.5(5)×10^3$	1.6(1)×10 ³ RI _f = 5.5(3)×10 ³		
²⁵² Cf		2.65 y	20.(2) $\sigma_f = 32.(4)$	43.(3) RI _f = 1.1(3)×10 ²		
²⁵³ Cf		17.8 d	18.(2) $\sigma_f = 1.3(2)×10^3$	8.(1)		
²⁵⁴ Cf		60.5 d	4.5(10)	2.		
⁹⁹ Es						
²⁵³ Es		20.47 d	(180.+5.8)	(37.5+1.1)×10 ²		
^{254m} Es		1.64 d	$\sigma_f = 1.8(1)×10^3$			
²⁵⁴ Es		276. d	28.(3) $\sigma_f = 1.8(2)×10^3$	18.(2) RI _f = 1.2(3)×10 ³		
²⁵⁵ Es		40. d	≈ 55.			
¹⁰⁰ Fm						
²⁵⁵ Fm		20.1 h	26.(3) $\sigma_f = 3.3(2)×10^3$	14.(2)		
²⁵⁷ Fm		100.5 d	$\sigma_f = 3.0(2)×10^3$			

*Extrapolated value.

COSMIC RADIATION

A.G. Gregory and R.W. Clay

The Nature of Cosmic Rays

Primary cosmic radiation, in the form of high energy nuclear particles, electrons and photons from outside the solar system and from the Sun, continually bombards our atmosphere. Secondary radiation, resulting from the interaction of the primary cosmic rays with atmospheric gas, is present at sea-level and throughout the atmosphere.

The secondary radiation is collimated by absorption and scattering in the atmosphere and consists of a number of components associated with different particle species. High energy primary particles can produce large numbers of secondary particles forming an extensive air shower. Thus, a number of particles may then be detected simultaneously at sea-level.

Primary particle energies accessible in the vicinity of the earth range from $\sim 10^8$ eV to $\sim 10^{20}$ eV. At the lower energies, the limit is determined by the inability of charged particles to traverse the heliosphere to us through the outward-moving solar wind. The upper energy limit is set by the practicality of building detectors to record particles with the extremely low fluxes found at those energies (J.G. Wilson, 1976; O.C. Allkofer, 1975a).

Primary Cosmic Rays

Primary Particle Energy Spectrum

Figure 1 shows the spectrum of primary particle energies. This includes all particle species. In differential form it is roughly a power law of intensity versus energy with an index of ~ -3 . There appears to be a knee (a steepening) at a little above 10^{15} eV and an ankle (a flattening) above $\sim 10^{18}$ eV. Figure 2 emphasizes the features in the spectrum at the highest energies through multiplying the flux with a strongly rising power law of energy. This figure should be used with caution as errors for the two axes are not now independent.

Data on the high energy cosmic ray spectrum are uncertain largely because of limited event statistics due to the very low flux which might best be measured in particles per square kilometer per century. The highest energy event recorded to 1995 had an energy of 3×10^{20} eV (D.J. Bird et al., 1993).

It is expected that the highest energy cosmic rays will interact with the 2.7 K cosmic microwave background through photoproduction or photodisintegration. These interactions will appreciably reduce the observed flux of cosmic rays with energies above 5×10^{19} eV if they travel further than ~ 150 million light years. This process is known as the Greisen-Zatsepin-Kuz'min (GZK) cut off (P. Sokolsky, 1989).

At energies below $\sim 10^{13}$ eV, solar system magnetic fields and plasma can modulate the primary component and Figure 3 shows the extent of this modulation between solar maximum and minimum (E. Juliusson, 1975; J. Linsley, 1981).

Primary Particle Energy Density

If the above spectrum is corrected for solar effects, the energy density above a particle energy of 10^9 eV outside the solar system is found to be $\sim 5 \times 10^5$ eV m^{-3} . As the threshold energy is increased, the energy density decreases rapidly, being 2×10^4 eV m^{-3} above 10^{12} eV and 10^2 eV m^{-3} above 10^{15} eV. The energy density at lower energies outside the heliosphere is unknown but may be substan-

tially greater if the particle rest mass energy is included together with the kinetic energy (A. W. Wolfendale, 1979).

Primary Particle Isotropy

This is measured as an anisotropy $(I_{\max} - I_{\min}) / (I_{\max} + I_{\min}) \times 100\%$, where I , the intensity ($m^{-2}s^{-1}sr^{-1}$), is usually measured with an angular resolution of a few degrees.

The measured anisotropy is small and energy dependent. It is roughly constant in amplitude at between 0.05 and 0.1% (with a phase of 0 to 6 hours in right ascension) for energies between 10^{11} eV and 10^{14} eV and appears to increase at higher energies roughly as $0.4 \times (\text{Energy}(eV)/10^{16})^{0.5}$ up to $\sim 10^{18}$ eV. The latter rise may well be an artifact of the progressively more limited statistics as the flux drops rapidly with energy. It appears possible that a real anisotropy has been observed at the highest energies (above a few times 10^{19} eV) with a directional preference for the supergalactic plane (this plane reflects the directions of galaxies within about 100 million light years) (A.W. Wolfendale, 1979; R.W. Clay, 1987; T. Stanev et al., 1995).

Primary Particle Composition

The composition of low energy cosmic rays is close to universal nuclear abundances except where propagation effects are present. For example, Li, Be, and B which are spallation products, are over-abundant by about six orders of magnitude.

Composition at 10^{11} eV per nucleus

Charge	1	2	(3-5)	(6-8)	(10-14)	(16-24)	(26-28)	≥ 30
% Composition	50	25	1	12	7	4	4	0.1
(10% uncertainty)								

Measurements at higher energies indicate that there is an increase in the relative abundances of nuclei with charge greater than 6 at energies above 50 TeV/nucleus (K. Asakimori et al., 1993) ($1 \text{ TeV} = 10^{12}$ eV).

Cosmic ray composition at low energies is often quoted at a fixed energy per nucleon. When presented in this way, protons constitute roughly 90% of the flux, helium nuclei about 10% and the remainder sum to a total of about 1%.

Certain radioactive isotopic ratios show lifetime effects. The ratio of Be^{10}/B^9 abundances is used to measure an "age" of cosmic rays since Be^{10} is unstable with a half life of about 1.6×10^6 years. A ratio of 0.6 is expected in the absence of Be^{10} decay and a ratio of about 0.2 is found experimentally (E. Juliusson, 1975; P. Meyer, 1981).

At higher energies, composition determinations are indirect and are rather contradictory and controversial. Experiments aim to differentiate between broad composition models. The measurement technique is based on studies of cosmic ray shower development. A rather direct technique for such studies is to use fluorescence observations of the shower development to determine the atmospheric depth of maximum development of the shower. Such observations suggest a heavy composition (large atomic number) at energies $\sim 10^{17}$ eV which changes with increasing energy to a light composition (perhaps protonic) above $\sim 10^{19}$ eV (T. K. Gaisser et al., 1993).

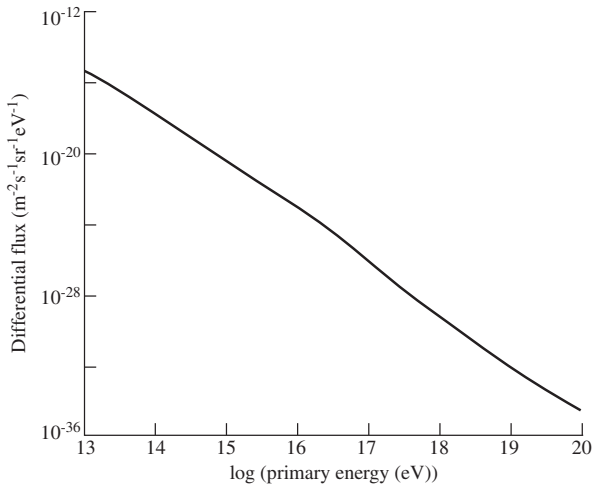


FIGURE 1. The energy spectrum of cosmic ray particles. This spectrum is of a differential form and can be converted to an integral spectrum by integration over all energies above a required threshold (E). Insofar as the spectrum approximates a power law of index -3 , a simple conversion to the integral at an energy $E/1.8$ is obtained by multiplying the differential flux by the energy and dividing by 0.62 .

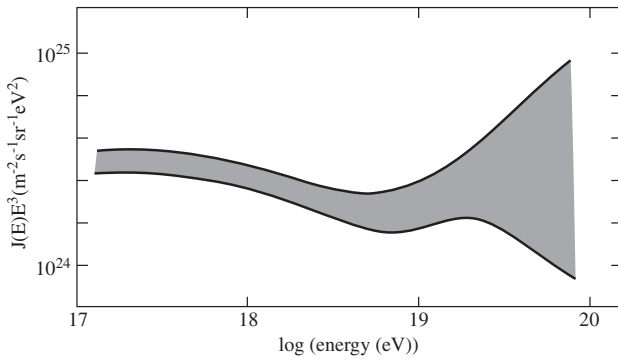


FIGURE 2. Energy spectrum at the highest energies. This spectrum (after Yoshida et al., 1995) has the differential spectrum multiplied by energy cubed. It is from a compilation of a number of measurements and indicates the good general agreement at the lower energies and a spread due to inadequate statistics at the highest energies.

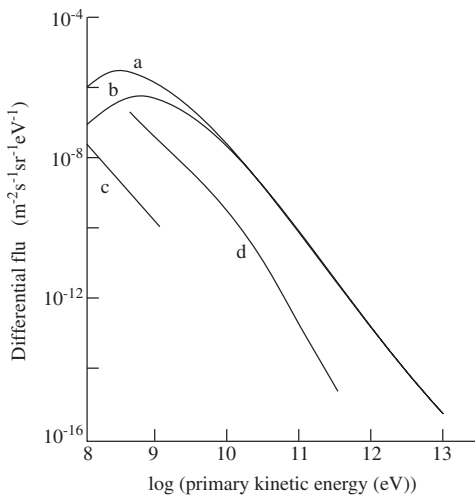


FIGURE 3. Energy spectrum of particles at lower energies. (a) Solar minimum proton energy spectrum. (b) Solar maximum proton energy spectrum. (c) Gamma-ray energy spectrum. (d) Local interstellar electron spectrum.

Primary Electrons

Primary electrons constitute about 1% of the cosmic ray beam. The positron to negative electron ratio is about 10% (J. M. Clem et al., 1995).

Antimatter in the Primary Beam

The ratio of antiprotons to protons in the primary cosmic ray beam (at about 400 MeV) is about 10^{-5} . At about 10 GeV the ratio is about 10^{-3} . At the highest measured energies (10 TeV), the upper limit to the ratio is about 20% (S. Orito et al., 1995; M. Amenomori et al., 1995).

Primary Gamma-Rays

The flux of primary gamma-rays is low at high energies. At 1 GeV the ratio of gamma-rays to protons is about 10^{-6} . The arrival directions of these gamma-rays are strongly concentrated in the plane of the Milky Way although there is a diffuse, near isotropic background flux and some point sources have been detected.

Since the absorption cross section for gamma-rays above 100 MeV is approximately 20 mbarn/electron, less than 10% of gamma-rays reach mountain altitudes (A. W. Wolfendale, 1979; P. F. Michelson, 1994).

Sea Level Cosmic Radiation

The sea level cosmic ray dose is 300 millirad-yr⁻¹ and the sea level ionization is 2.2×10^6 ion pairs m⁻³s⁻¹. The sea level flux has a soft component, which can be absorbed in about 100 mm of lead (about 100 g·cm⁻² of absorber) and a more penetrating (largely muon) hard component. The sea level radiation is largely produced in the atmosphere and is a secondary component from interactions of the primary particles. The steep primary energy spectrum means that most secondaries at sea level are from rather low energy primaries. Thus the secondary flux is dependent on the solar cycle and the geomagnetic latitude of the observer.

Absolute Flux of the Hard Component

Vertical Integral Intensity $I(0) \sim 100 \text{ m}^{-2}\text{s}^{-1}\text{sr}^{-1}$
 Angular dependence $I(\theta) \sim I(0) \cos^2(\theta)$
 Integrated Intensity $\sim 200 \text{ m}^{-2}\text{s}^{-1}$
 (O.C. Allkofer, 1975b).

Flux of the Soft Component

In free air, the soft component comprises about one third of the total cosmic ray flux.

Latitude Effect

The geomagnetic field influences the trajectories of lower energy cosmic rays approaching the Earth. As a result, the background flux is reduced by about 7% at the geomagnetic equator. The effect decreases towards the poles and is negligible at latitudes above about 40°.

Flux of Protons

The proton component is strongly attenuated by the atmosphere with an attenuation length (reduction by a factor of e) of about 120 g·cm⁻². It constitutes about 1% of the total vertical sea level flux.

Absorption

The soft component is absorbed in about 100 g·cm⁻² of matter. The hard component is absorbed much more slowly:

Absorption in lead, 6% per 100 g·cm⁻²
 Absorption in rock, 8.5% per 100 g·cm⁻²

Absorption in water, 10% per 100 g·cm⁻²
 (Absorption for depths less than 100 g·pd cm⁻² is given by K. Greisen, 1943.)

Altitude Dependence

The cosmic ray background in the atmosphere has a maximum intensity of about 15 times that at sea level at a depth of about 150 g·cm⁻² (15 km altitude). At maximum intensity, the soft and hard components contribute roughly equally but the hard component is then attenuated more slowly (S. Hayakawa, 1969).

Cosmic Ray Showers

High energy cosmic rays produce particle cascades in the atmosphere which can be detected at sea level provided that their energy exceeds about 100 GeV (such low energy cascades may be detected by using the most sensitive atmospheric Cerenkov detectors). The primary particle progressively loses energy which is transferred through the production of successive generations of secondary particles to a cascade of hadrons, an electromagnetic shower component (both positively and negatively charged electrons and gamma-rays) and muons. The secondary particles are relativistic and all travel effectively at the speed of light. As a result, they reach sea level at approximately the same time but, due to Coulomb scattering (for the electrons) and production angles (for the pions producing the muons), are spread laterally into a disk-like shower front with a characteristic lateral width of several tens of meters and thickness (near the central shower core) of 2 to 3 m. The number of particles at sea level is roughly proportional to the primary particle energy:

Number of particles at sea level $\sim 10^{-10} \times \text{energy (eV)}$.

At altitudes below a few kilometers, the number of particles in a shower attenuates with an *attenuation length* of about 200 g·cm⁻².

i.e., particle number = original number $\times \exp(-(\text{depth increase})/200)$

The above applies to an individual shower. The rate of observation of showers of a given size (particle number at the detector) at different depths of absorber attenuates with an *absorption length* of about 100 g·cm⁻² (J.G. Wilson, 1976).

Atmospheric Background Light from Cosmic Rays

Cosmic ray particles produce Cerenkov light in the atmosphere and produce fluorescent light through the excitation of atmospheric molecules.

Cerenkov Light

High energy charged particles will cause the emission of Cerenkov light in air if their energies are above about 30 MeV (electrons). This threshold is pressure (and hence altitude) dependent. A typical Cerenkov light pulse (at sea level, 100 m from the central shower core) has a time spread of a few nanoseconds. Over this time, the photon flux between 430 and 530 nm would be $\sim 10^{14} \text{ m}^{-2}\text{s}^{-1}$ for a primary particle energy of 10^{16} eV. For comparison, the night sky background flux is $\sim 6 \times 10^{11} \text{ photons m}^{-2}\text{s}^{-1}\text{sr}^{-1}$ in the same wavelength band (J.V. Jelley, 1967).

Fluorescence Light

Cosmic ray particles in the atmosphere excite atmospheric molecules which then emit fluorescence light. This is weak compared to the highly collimated Cerenkov component when viewed in the direction of the incident cosmic ray particle but is emitted

isotropically. Typical pulse widths are longer than 50 ns and may be up to several microseconds for the total pulse from distant large showers (R.M. Baltrusaitis et al., 1985).

Effects of Cosmic Rays

Cerenkov Effects in Transparent Media

Background cosmic ray particles will produce Cerenkov light in transparent material with a photon yield between wavelengths λ_1 and λ_2

$$\sim (2\pi/137)\sin^2(\theta_c) \int_{\lambda_1}^{\lambda_2} d\lambda / \lambda^2 \text{ photons}(\text{unit length})^{-1}$$

where θ_c (the Cerenkov angle) = $\cos^{-1}(1/\text{refractive index})$.

This background light is known to affect light detectors, e.g., photomultipliers, and can be a major source of background noise (R.W. Clay and A.G. Gregory, 1977).

Effects on Electronic Components

If background cosmic ray particles pass through electronic components, they may deposit sufficient energy to affect the state of, e.g., a transistor flip-flop. This effect may be significant where reliability is of great importance or the background flux is high. For instance, it has been estimated that, in communication satellite operation, an error rate of about 2×10^{-3} per transistor per year may be found. Permanent damage may also result. A significant error rate may be found even at sea level in large electronic memories. This error rate is dependent on the sensitivity of the component devices to the deposition of electrons in their sensitive volumes (J.F. Ziegler, 1981).

Biophysical Significance

When cosmic rays interact with living tissue, they produce radiation damage. The amount of the damage depends on the total dose of radiation. At sea level, this dose is small compared with doses from other sources but both the quantity and quality of the radiation change rapidly with altitude. Approximate dose rates under various conditions are:

- Dose rates (mrem·yr⁻¹)
- Sea level cosmic rays, 30
- Cosmic rays at 10 km (subsonic jets), 2000
- Cosmic rays at 18 km (supersonic transports), 10,000
- (c.f., mean total sea level dose, 300)

Astronauts would be subject to radiation from galactic (0.05 rads per day) and solar (a few hundred rads per solar flare) cosmic rays as well as large fluxes of low energy radiation when passing through the Van Allen belts (about 0.3 rads per traverse).

Both astronauts and SST travellers would be subject to a small flux of low energy heavy nuclei stopping in the body. Such particles are capable of destroying cell nuclei and could be particularly harmful in the early stages of the development of an embryo. The rates of heavy nuclei stopping in tissue in supersonic transports and spacecraft are approximately as follows:

- Stopping nuclei ((cm³ tissue)⁻¹ hr⁻¹)
- Supersonic transport (16 km), 0.0005
- Supersonic transport (20 km), 0.005
- Spacecraft, 0.15
- (O. C. Allkofer, 1975a; O. C. Allkofer et al., 1974).

Carbon Dating

Radiocarbon is produced in the atmosphere due to the action of cosmic ray slow neutrons. Solar cycle modulation of the very low energy cosmic rays causes an anticorrelation of the atmospheric ¹⁴C activity with sunspot number with a mean amplitude of about 0.5%. In the long term, modulation of cosmic rays by a varying magnetic field may be important (A.A. Burchuladze et al., 1979).

Practical Uses of Cosmic Rays

There are few direct practical uses of cosmic rays. Their attenuation in water and snow have, however, enabled automatic monitors of water and snow depth to be constructed. A search for hidden cavities in pyramids has been carried out using a muon "telescope".

Other Effects

Stellar X-rays have been observed to affect the transmission times of radio signals between distant stations by altering the depth of the ionospheric reflecting layer. It has also been suggested that variations in ionization of the atmosphere due to solar modulation may have observable effects on climatic conditions.

References

- O.C. Allkofer, (1975a) *Introduction to Cosmic Radiation*, Verlag Karl Thieme, Munchen, Germany.
- O.O. Allkofer, (1975b) *J. Phys. G: Nucl. Phys.*, 1, L51.
- O.C. Allkofer and W. Heinrich, (1974) *Health Phys.*, 27, 543.
- M. Amenomori et al., (1995) Proc. 24th Int. Cosmic Ray Conf. Rome, 3, 85. Universita La Sapienza, Roma.
- K. Asakimori et al., (1993) Proc. 23rd Int. Cosmic Ray Conf. Calgary, 2, 25, University of Calgary, Canada.
- R.M. Baltrusaitis et al., (1985) *Nucl. Inst. Meth.*, A420, 410.
- D.J. Bird et al., (1993) *Phys. Rev. Lett.*, 71, 3401.
- A.A. Burchuladze, S.V. Pagava, P. Povinec, G. I. Togonidze, S. Usacev, (1979) Proc. 16th Int. Cosmic Ray Conf. Kyoto, 3, 201, Univ. of Tokyo, Japan.
- R.W. Clay, (1987) *Aust. J. Phys.*, 40, 423.
- R.W. Clay and A.G. Gregory, (1977) *J. Phys. A: Math. Gen.*, 10, 135.
- J.M. Clem et al., (1995) Proc. 24th Int. Cosmic Ray Conf. Rome, 3, 5, Universita La Sapienza, Roma.
- T.K. Gaisser et al., (1993) *Phys. Rev. D*, 47, 1919.
- K. Greisen, (1943) *Phys. Rev.*, 63, 323.
- S. Hayakawa, (1969) *Cosmic Ray Physics*, Wiley-Interscience, New York.
- J.V. Jelley, (1967) *Prog. in Elementary Particle and Cosmic Ray Physics*, 9, 41.
- E. Juliusson, (1975) Proc. 14th Int. Cosmic Ray Conf. Munich, 8, 2689, Max Planck Institute fur Extraterrestriche Physik, Munchen, Germany.
- J. Linsley, (1981) *Origin of Cosmic Rays*, I.A.U. Symposium 94, 53, D. Reidel Publishing Co Dordrecht, Holland.
- P. Meyer, (1981) *Origin of Cosmic Rays*, I.A.U. Symposium 94, 7, D. Reidel Publishing Co. Dordrecht, Holland.
- P.F. Michelson (1994) in *Towards a Major Atmospheric Cerenkov Detector III*, 257, Ed. T. Kifune, Universal Academy Press Inc., Tokyo, Japan.
- P. Sokolsky, (1989) *Introduction to Ultrahigh Energy Cosmic Ray Physics*, Addison Wesley Publishing Company.
- T. Stanev et al., (1995) *Phys. Rev. Lett.*, 75, 3056.
- S. Orito et al., (1995) Proc. 24th Int. Cosmic Ray Conf. Rome, 3, 76. Universita La Sapienza, Roma.
- J.G. Wilson, (1976) *Cosmic Rays*, Wykeham Pub. (London) Lt., U.K.
- A.W. Wolfendale, (1979) *Pramana*, 12, 631.
- S.Yoshida et al., (1995) *Astroparticle Phys.*, 3, 105.
- J.F. Ziegler, (1981) *IEEE Trans. Electron Devices*, ED-28, 560.

TECHNIQUES FOR MATERIALS CHARACTERIZATION

Experimental Techniques Used to Determine the Composition, Structure, and Energy States of Solids and Liquids

H.P.R. Frederikse

The many experimental methods, originally designed to study the chemical and physical behavior of solids and liquids, have grown into a new field known as Materials Characterization (or Materials Analysis). During the past 30 years a host of techniques aimed at the study of surfaces and thin films has been added to the many tools for the analysis of bulk samples. The field has benefited particularly from the development of computers and micro-processors, which have vastly increased the speed and accuracy of the measuring devices and the recording of their output. Materials characterization was and is a very important tool in the search for new physical and chemical phenomena. It plays an essential role in new applications of solids and liquids in industry, communications, and medicine. Many of its techniques are used in quality control, in safety regulations, and in the fight against pollution.

In most Materials Characterization experiments the sample is subjected to some kind of radiation: electromagnetic, acoustic, thermal, or particles (electrons, ions, neutrons, etc.). The surface

analysis techniques usually require a high vacuum. As a result of interactions between the solid (or liquid) and the incoming radiation a beam of a similar (or a different) nature will emerge from the sample. Measurement of the physical and/or chemical attributes of this emerging radiation will yield qualitative, and often quantitative, information about the composition and the properties of the material being probed.

The modern tendency of describing practically everything in this world by a combination of a few letters (acronyms) has also penetrated the field of Materials Characterization. The table below gives the meaning of the acronym for every technique listed, the form and size of the required sample (bulk, surface, film, liquid, powder, etc.), the nature of the incoming and of the emerging radiation, the depth and the lateral spatial resolution that can be probed, and the information obtained from the experiment. The last column lists one or two major references to the technique described.

	Technique	Sample	In	Out	Depth	Lateral resolution	Information obtained	Ref.
Optical and Mass Spectroscopies for Chemical Analysis								
1.	AAS Atomic Absorption Spectroscopy	Atomize (flame, electro, thermal, etc.)	Light e.g., glow discharge	Absorption spectrum	—	—	Concentration of atomic species (quantitative, using standards)	1,2
2.	ICP-AES Induct. Coupled Plasma – Atomic Emission Spectroscopy	Atomize (flame, electro, thermal, ICP, etc.)	—	Emission spectrum	—	—	Concentration of atomic species (quantitative, using standards)	3
3.	Dynamic SIMS Dynamic Secondary Ion Mass Spectroscopy	Surface	Ion beam (1–20 keV)	Secondary ions; analysis with mass spectrometer	2 nm–1 μm (or deeper: ion milling)	0.50 nm	Elemental and isotopic analysis; depth profile (all elements); detection limits: ppb–ppm	4
4.	Static SIMS Static Secondary Ion Mass Spectroscopy	Surface	Ion beam (0.5–20 keV)	Secondary ions, analysis with mass spectrometer	0.1–0.5 nm	10 μm	Elemental analysis of surface layers; molecular analysis; detection limits: ppb–ppm	4
5.	SNMS Sputtered Neutral Mass Spectroscopy	Surface, bulk	Plasma discharge; noble gases: 0.5–20 keV	Sputtered atoms ionized by atoms or electrons; then mass analyzed	0.1–0.5 nm (or deeper: ion milling)	1 cm	Elemental analysis $Z \geq 3$; depth profile; detection limit: ppm	4,6
6.	SALI Surface Analysis by Laser Ionization	Surface	e-beam, ion-beam, or laser for sputtering	Sputtered atoms ionized by laser; then mass analyzed	0.1–0.5 nm up to 3 μm in milling mode	60 nm	Surface analysis; depth profiling	7
7.	LIMS Laser Ionization Mass Spectroscopy	Surface, bulk	u.v. laser (ns pulses)	Ionized species; analyzed with mass spectrometer	50–150 nm	5 μm–1 mm	Elemental (micro)analysis; detection limits: 1–100 ppm	8
8.	SSMS Spark Source Mass Spectroscopy	Sample in the form of two electrodes	High voltage R.F. spark produces ions	Ions – analyzed in mass spectrometer	1–5 μm	—	Survey of trace elements; detection limit: 0.01–0.05 ppm	9
9.	GDMS Glow Discharge Mass Spectroscopy	Sample forms the cathode for a D.C. glow discharge	Sputtered atoms ionized in plasma	Ions – analyzed in mass spectrometer	0.1–100 μm	3–4 mm	(Bulk) trace element analysis; detection limit: sub-ppb	9,10
10.	ICPMS Induct. Coupled Plasma Mass Spectroscopy	Liquid-dissolved sample carried by gas stream into R.F. induction coil	Ions produced in argon plasma	Ions – analyzed in quadrupole mass spectrometer	—	—	High sensitivity analysis of trace elements	11
Photons — Absorption, Reflection and Electron Emission								
11.	IRS Infrared Spectroscopy	Thin crystal, glass, liquid	I.R. light (W-filament, globar, Hg-arc)	I.R. spectrum	—	—	Electronic transitions (mainly in semiconductors and superconductors); vibrational modes (in crystals and molecules)	12,13,14
12.	FTIR Fourier Transform I.R. Spectroscopy	Solid, liquid; transmission or reflection	White light (all frequencies)	Fourier Transform of spectrum (interferometer)	—	—	Spectra obtained at higher speed and resolution	15
13.	ATR Attenuated Total Reflection	Surface or thin crystal	—	—	μm's	—	Atomic or molecular spectra of surfaces and films	16
14.	(μ)-RS (Micro-) Raman Spectroscopy	Solid, liquid (1 μm–1 cm)	Laser beam, e.g., Ar-line, YAG-line	Raman spectra	0.5 μm	0.5 μm	Molecular and crystal vibrations	12,14,17

	Technique	Sample	In	Out	Depth	Lateral resolution	Information obtained	Ref.
15.	CARS Coherent Anti-Stokes Raman Spectroscopy	Solid, liquid (50 μm –3 cm)	Pump beam (ω_p)+ probe beam (ω_s)	Anti-Stokes spectrum	–	–	High resolution Raman spectra	14
16.	Ellipsometry	Transparent films, crystals, adsorbed layers	Polarized light	Change in polarization	0.05 nm–5 μm	25 μm (or sample thickness)	Refractive index and absorption	18,19
17.	UPS Ultraviolet Photo-electron Spectroscopy	Surfaces, adsorbed layers	u.v. light, 10–100 eV; 200 eV (synchrotron)	Electrons	0.2–10 nm	0.1–10 nm	Energies of electronic states of surfaces and free molecules	20,21
18.	PSD Photon Stimulated Desorption	Surfaces with adsorbed species	Far u.v. light $E > 10$ eV	Ions – analyzed with mass spectrometer	0.1–2 nm	–	Structure and desorption kinetics of adsorbed atoms and molecules	22
X-Rays								
19.	XRD X-Ray Diffraction	Single crystals, powders films	X-rays: $\lambda = 0.05$ –0.2 nm (6–17 keV)	Diffacted X-ray beam	1–1000 μm	0.1–10 nm	Identification of crystallographic structures; all elements (low Z difficult)	23,24
20.	XRF/EDS X-Ray Fluorescence/Energy Dispersive Spectroscopy	Thin films, single layer	Prim. X-ray beam $\lambda = 0.02$ –0.1 nm 12–80 keV	Fluorescent X-rays	1–100 μm	10 nm	Elemental analysis; all elements except H, He, Li – (EDS also used in XRD, SEM, TEM and EPMA)	25,26
21.	EXAFS Extended X-Ray Absorption Fine Structure	Films, foils	High intensity X-rays (synchrotron)	Spectrum near absorption edge	nm– μm	–	Local atomic structure: order/disorder in vicinity of absorbing atom	27
22.	XPS/ESCA X-Ray Photo-electron Spectroscopy/ Electron Spect. for Chemical Analysis	Surfaces, thin films (≈ 20 atomic layers)	Soft X-rays (1–20 keV)	Core electrons; valence electrons	0.5–10 nm	5 nm–50 μm	(Quantitative) identification of all elements in surface layer or film	28,29
Electrons								
23.	CL Cathode Luminescence	Insulators, semiconductors	Electrons 5–50 keV	Photons 0.1–5 eV	1 nm–2 μm	1 or 2 μm	Energy levels of impurities and point defects	30
24.	APS Appearance Potential Spectroscopy	Surface (≈ 20 atomic layers)	Electrons (energy scan) 50–2000 eV	X-rays to pinpoint electron energy threshold	–	–	Identification of surface species	21, see also C
25.	AES Auger Electron Spectroscopy	Thin films, surfaces	Electrons 3–10 keV	Auger electrons 20–2000 eV	0.3–3 nm	≈ 30 nm	Elemental composition of surface (except H, He); detection limit 0.1–1%	28,29
26.	EELS Electron Energy Loss Spectroscopy	Very thin samples (<200 nm)	Electrons (100–400 keV)	(Retarded) electrons; minus 1–1000 eV	<200 nm	1–100 nm	Local elemental concentration; electronic structure, chem. bonding; interatomic distances	31
27.	EXELFS Extended Electron Energy Loss Fine Structure	Thin films	Electrons (100–400 keV)	Electrons energies 0–30 eV above edge	<200 nm	1–100 nm	Density of states of valence electrons (above Fermi level)	27,32
28.	ESD Electron Stimulated Desorption	Adsorbed species	Electrons $E > 10$ eV	Ions – analyzed with mass spectrometer	–	–	Structure and desorption properties of adsorbed atoms and molecules	22
29.	ESDIAD ESD-Ion Angular Distribution	(See ESD)	(See ESD)	Directional dependence of emitted ions	–	–	Geometries of adsorbed species (atoms or molecules)	22
30.	EPMA Electron Probe (X-Ray) Micro Analysis	Solid conductors and insulators <1 cm thick	Electrons 5–30 keV	Characteristic X-ray 0.1–15 keV	100 nm–5 μm	1 μm	Elemental analysis, $Z \leq 4$, major, minor and trace amounts	33,34
31.	LEED Low Energy Electron Diffraction	Surface	Mono-energetic electron beam 10–1000 eV	Diffacted electrons	0.4–2 nm	<5 μm	Crystallographic structure of surface; resolution: 0.01 nm	35
32.	RHEED Reflection High Energy Electron Diffraction	Surface	Electron beam at grazing angle 5–50 keV	Reflected electrons	0.2–10 nm	<5 μm	Surface symmetry	36,37
33.	SEM Scanning Electron Microscopy	Bulk, films (conducting)	High energy electrons usually ≈ 30 keV	Secondary and backscattered electrons	1 nm–5 μm	1–20 nm	Surface image, defect structure; resolution 5–15 nm; magnification 300,000 \times	33,34
34.	(S)TEM (Scanning) Transmission Electron Microscopy	Thin specimen – <200 nm	High energy electrons typically 300 keV	Transmitted and diffracted electrons	(Sample thickness)	2–20 nm	(Defect) structure of cryst. solids; microchemistry; high resol.: 0.2 nm	33
35.	FEM Field Emission Microscopy	Metals, alloys (sharp point)	–	Electron emission (with appl. electric field – 50 kV)	≈ 0.5 nm	10–100 nm	Surface image, crystallographic structure	34
36.	STM Scanning Tunneling Microscopy	Polished or cleaved surface (conducting)	Tunneling current controls distance between sample and very sharp tip		1–5 nm	2–10 nm	Atomic-scale relief map of surface; resolution: vert. 0.002 nm, hor. 0.2 nm	39
37.	SPM Scanned Probe Microscopy	Very flat surface	Any field: e.g. mechan. vibration recorded with laser probe; same with magnetic, electric or thermal field		1–100 nm	1–100 nm	Surface-magnetic field, surface-thermal conductivity, etc.	39a
38.	AFM Atomic Force Microscopy	Very flat surface	Similar to STM; force measured with cantilever spring		0.5–5 nm	0.2–130 nm	Surface topography with atomic resolution; interatomic force	40

	Technique	Sample	In	Out	Depth	Lateral resolution	Information obtained	Ref.
Ions and Neutrons								
39.	ISS (or LEIS) Ion Scattering Spectroscopy (Low Energy Ion Scattering)	Surface	Ion beam He ⁺ or Ne ⁺ <3 keV	Sputtered ions (energy analysis)	0.1–0.5 nm	1–100 μm	Elemental analysis (better for low Z) detection limits: 0.01–1%	41
40.	FIM Field Ion Microscopy	Surface: metals, alloys; very sharp tip	(He gas above sample)	He ions + high electric field produce image	≈0.1 nm	0.1–2 nm	Atomic structure of surface	34,42
41.	RBS Rutherford Back Scattering	Solids, thin films	Mono-energetic ions (H ⁺ or He ⁺) 0.5–3 MeV	Backscattered ions	10 nm–1 μm	1 mm	Element identification (Li to U) detection limit: 0.01–1%	46
42.	NRA Nuclear Reaction Analysis	Solids, thin films	Mono-energetic ions (Li, Be, B, etc.) 200 keV–6 MeV	Protons, deuterons ³ He, α-particles, γ-rays	0.1–5 μm	10 μm–10 mm	Element identification (all) detection limit: 10 ⁻¹² –10 ⁻²	47
43.	PIXE Particle Induced X-ray Emission	Thin films, surface layers	High energy ions (H ⁺ or He ⁺)	Characteristic X-rays	<10 μm	1 μm–2 mm	Trace impurities: Z>3 detection limit: 0.1–100 ppm (depending on sample thickness)	48
44.	INS Ion Neutralization Spectroscopy	Surface	He-ions (≈5 eV)	Electrons	–	–	Energies of valence electrons	49
45.	NAA Neutron Activation Analysis	Bulk, >0.5 g	Thermal neutrons	Characteristic γ-rays, (≈1 MeV)	Bulk	–	Trace concentrations (of isotopes) of elements: trans. metals, Pt-group; detection limit: 10 ⁹ –10 ¹⁴ atoms/cm ³	43
46.	N(P)D Neutron (Powder) Diffraction	Crystalline solids	Thermal neutrons E ≈0.0025 eV	Diffacted neutrons	Bulk	–	Crystallographic structure; porosity, particle size	44
47.	SANS Small Angle Neutron Scattering	Inhomogeneous solids; powders; porous samples	Thermal neutrons 2 θ = 10 ⁻² –10 ⁻⁴	Scattered neutrons	1–25 mm	–	Average size of inhomogeneities; range: 1 nm–1 mm	45
Acoustic								
48.	SLAM Scanning Laser Acoustic Microscopy	Bulk, film	Acoustic wave produced by laser 1 MHz–1 GHz	Reflected acoustic wave	μm–cm	0.1–20 mm	Defect structure; thickness measurement	50
Thermal								
49.	DTA Differential Thermal Analysis	Specimen and reference sample	Uniform heating	Temperature difference	Bulk	–	Phase transitions, crystallization	51
50.	DSC Differential Scanning Calorimetry	Specimen and ref. sample	Controlled heating	Measure heat required for equal temperature	Bulk	–	Phase transitions, crystallization; activation energies	51
51.	TGA Thermo Gravimetric Analysis	Bulk, 1–100 g	Controlled heating	Weight as function of temperature (and time)	Bulk	–	Decomposition, non-stoichiometry, kinetics of reaction	52
Resonance								
52.	EPR (ESR) Electron Paramagnetic (Spin) Resonance	Paramagnetic solids or liquids	Microwave radiation in magnetic field 3–300 GHz; 1–100 kG	Microwave absorption (at resonance)	Bulk	–	Local environment of paramagnetic ion; concentration of paramagnetic, species; detection limit: 10 ¹¹ spins/cm ³	53,54
53.	ECR Electron Cyclotron Resonance	Semiconductors, metals; free electrons (low temperature)	Microwave radiation in magnetic field 10–30 GHz; 5–10 kG	Microwave absorption (at resonance)	Bulk	–	Electronic energy bands, effective masses	55
54.	Mössbauer Effect	Source and absorber	Mono-energetic γ-rays: 5–100 keV	Mössbauer spectrum (Doppler shifted (lines)	50 m	1 cm	Interaction between nucleus and its environment (local electric, magnetic fields; bonds; valency; diffusion, etc.)	56
55.	NMR (MRI) Nuclear Magnetic Resonance (Magnetic Resonance Imaging)	Solids, liquids	R.F. radiation + magnetic field; e.g. for protons: 60 MHz, 14 kG	R.F. absorption	<1 cm	1 cm	Quant. analysis; local magnetic environment; diffusion; imaging	58
56.	ENDOR Electron Nuclear Double Resonance	Solids, liquids	R.F. + microwave radiation in magn. field.	Microwave absorption	–	–	Hyperfine interaction → local atomic structure	54
57.	NQR Nuclear Quadrupole Resonance	Solids	R.F. radiation 0.5–1000 MHz	R.F. absorption	–	–	Asymmetry of the charge distribution at the nucleus	55,59
Other								
58.	BET Brunauer-Emmett-Teller	(Large) surface area 1–20 m ² /g	Adsorbed gas (e.g., N ₂ at low temp.) as function of pressure (monolayer coverage)	–	–	–	Surface area measurement	60

References

General References

- A. Wachtman, J. B., *Characterization of Materials*, Butterworth-Heinemann, Boston, 1993.
 - B. Brundle, C. R., Evans, C. A., and Wilson, S., Eds., *Encyclopedia of Materials*, Butterworth-Heinemann, Boston, 1992.
 - C. Woodruff, D. P. and Delchar, T. A., *Modern Techniques of Surface Science*, Cambridge University Press, Cambridge, 1986.
 - D. *Metals Handbook*, 9th Edition, Vol. 10, Materials Characterization, Whan, R. E., Coordinator, American Society for Metals, Metals Park, OH, 1986.
- Specific References
1. Slavin, M., *Atomic Absorption Spectroscopy*, 2nd Edition, John Wiley & Sons, New York, 1978.
 2. Schrenk, W. G., *Analytical Atomic Spectroscopy*, Plenum Press, New York, 1975.
 3. Dean, J. A. and Rains, T. E., *Flame Emission and Atomic Absorption Spectroscopy*, Vols. 1–3, Marcel Dekker, New York, 1969.
 4. Benninghoven, A., Rudenauer, F. G., and Werner, H. W., *Secondary Ion Mass Spectroscopy*, John Wiley & Sons, New York, 1987.
 5. Bird, J. R. and Williams, J. S., Eds., in *Ion Beams for Materials Analysis*, Academic Press, New York, 1989, pp. 515–537.
 6. Smith, G. C., *Quantitative Surface Analysis for Materials Science*, The Institute of Metals, London, 1991.
 7. Becker, E. H., in *Ion Spectroscopies for Surface Analysis*, Czanderna, A. W. and Hercules, D. M., Eds., Plenum Press, New York, 1991, p. 273.
 8. Simons, D. S., *Int. J. Mass Spectrometry and Ion Processes*, 55, 15, 1983.
 9. White, F. A. and Wood, G. M., *Mass Spectrometry: Applications in Science and Engineering*, John Wiley & Sons, New York, 1986.
 10. Harrison, W. W. and Bentz, B. L., *Prog. Anal. Spectrometry*, 11, 53, 1988.
 11. Bowmans, P. W. J. M., *Inductively Coupled Plasma Emission Spectroscopy*, Parts I and II, John Wiley & Sons, New York, 1987.
 12. Brame, Jr., E. G. and Grasselli, J., *Infrared and Raman Spectroscopy*, Practical Spectroscopy Series, Vol. I, Marcel Dekker, New York, 1976.
 13. Hollas, J. M., *Modern Spectroscopy*, John Wiley & Sons, New York, 1987.
 14. Turrell, G., *Infrared and Raman Spectroscopy of Crystals*, Academic Press, New York and London, 1972.
 15. Griffith, P. R. and Haseth, J. A., *Fourier Transform Infrared Spectroscopy*, John Wiley & Sons, New York, 1986.
 16. Barnowski, M. K., *Fundamentals of Optical Fiber Communications*, Academic Press, New York, 1976.
 17. Long, D. A., *Raman Spectroscopy*, McGraw-Hill, New York, 1977.
 18. Azzam, R. M. A., *Ellipsometry and Polarized Light*, Elsevier-North Holland, Amsterdam, 1977.
 19. Hecht, E., *Optics*, 2nd Edition, Addison-Wesley, Reading MA, 1987.
 20. Brundle, C. R., in *Molecular Spectroscopy*, West, A. R., Ed., Heyden, London, 1976.
 21. Park, R. L., in *Experimental Methods in Catalytic Research*, Vol. III, Anderson, R. B. and Dawson, P. T., Academic Press, New York, 1976, pp. 1–39.
 22. Madey, T. E. and Stockbauer, R., in *Solid State Physics: Surfaces*, Vol. 22 of Methods of Experimental Physics, Park, R.L. and Lagally, M. G., Eds., Academic Press, New York, 1985.
 23. Cullity, B. D., *Elements of X-Ray Diffraction*, 2nd Edition, Addison-Wesley, Reading, MA, 1978.
 24. Schwartz, L. H. and Cohen, J. B., *Diffraction from Materials*, Springer Verlag, Berlin, 1987.
 25. deBoer, D. K. G., in *Advances in X-Ray Analysis*, Vol. 34, Barrett, C. S. et. al., Eds., Plenum Press, New York, 1991.
 26. Birks, L. S., *X-Ray Spectrochemical Analysis*, 2nd Edition, John Wiley & Sons, New York, 1969.
 27. Bonnelle, C. and Mande, C., *Advances in X-Ray Spectroscopy*, Pergamon Press, Oxford, 1982.
 28. *Practical Surface Analysis by Auger and X-Ray Photo-Electric Spectroscopy*, Briggs, D. and Seah, M. P., Eds., John Wiley & Sons, New York, 1983.
 29. Powell, C. J. and Seah, M. P., *J. Vac. Sci. Technol. A*, Vol. 8, 735, 1990.
 30. Yacobi, G. G. and Holt, D. B., *Cathodeluminescence Microscopy of Inorganic Solids*, Plenum Press, New York, 1990.
 31. Egerton, R. F., *Electron Energy Loss Spectroscopy in the Electron Microscope*, Plenum Press, New York, 1986.
 32. Disko, M. M., Krivanek, O. L., and Rez, P., *Phys. Rev.*, B25, 4252, 1982.
 33. Goldstein, J. I., et. al., *Scanning Electron Microscopy and X-Ray Microanalysis*, 2nd Edition, Plenum Press, New York, 1986.
 34. Murr, L. E., *Electron and Ion Microscopy and Microanalysis*, Marcel Dekker, New York, 1982.
 35. Armstrong, R. A., in *Experimental Methods in Catalytic Research*, Vol. III, Anderson, R. B., and Dawson, P. T., Eds., Academic Press, New York, 1976.
 36. Dobson, P. J. et. al., *Vacuum*, 33, 593, 1983.
 37. Rymer, T. B., *Electron Diffraction*, Methuen, London, 1970.
 38. Reimer, L., *Transmission Electron Microscopy*, Springer-Verlag, Berlin, 1984.
 39. *Scanning Tunneling Microscopy and Related Methods*, Behm, R. J., Garcia, N., and Rohrer, H., Eds., Kluwer Academic Publishers, Norwell, MA, 1990.
 - 39a. Wikramasinghe, H.K., *Scientific American*, Vol. 261, No. 4, pp. 98–105, Oct. 1989.
 40. Rugar, D. and Hansma, P., *Physics Today*, 43(10), pp. 23–30, 1990.
 41. Feldman, C. C. and Mayer, J. W., *Fundamentals of Surface and Thin Film Analysis*, North-Holland, Amsterdam, 1986.
 42. Muller, E. W. and Tsong, T. T., *Field Ion Microscopy*, Elsevier, Amsterdam, 1969.
 43. Amiel, S., *Nondestructive Activation Analysis*, Elsevier, Amsterdam, 1981.
 44. Bacon, G. E., *Neutron Diffraction*, 3rd Edition, Clarendon Press, Oxford, 1975.
 45. Neutron Scattering, Part A., in *Methods of Experimental Physics*, Vol. 23, Skold, K. and Price, D. L., Eds., Academic Press, New York, 1986.
 46. Chu, W. K., Mayer, J. W., and Nicolet, M. A., *Backscattering Spectroscopy*, Academic Press, New York, 1987.
 47. Rickey, F. A., in *High Energy and Heavy Ion Beams in Materials Analysis*, Tesmer, J. R., et. al., Eds., MRS, 1990, pp. 3–26.
 48. Johansson, S. A. E. and Campbell, J. L., *PIXE: A Novel Technique for Elemental Analysis*, John Wiley & Sons, New York, 1988.
 49. Hagstrum, H. D., in *Inelastic Ion-Surface Collisions*, Tolk, N. H. et. al., Eds., Academic Press, New York, 1977, pp. 1–46.
 50. Nikoonahad, M., in *Research Techniques in Nondestructive Testing*, Vol. VI, Sharpe, R.S., Ed., Academic Press, New York, 1984, pp. 217–257.
 51. Gallagher, P. K., *Characterization of Materials by Thermoanalytical Techniques*, MRS - Bulletin, Vol. 13, No. 7, pp. 23–27, 1988.
 52. Earnest, C. M., *Compositional Analysis by Thermogravimetry*, ASTM Special Technical Publication 997, 1988.
 53. Poole, C. P., *Electron Spin Resonance – A Comprehensive Treatise on Experimental Techniques*, 2nd Edition, John Wiley & Sons, New York, 1983.
 54. Atherton, N. M., *Principles of Electron Spin Resonance*, Ellis Horwood Ltd., Chichester, U.K., 1993.
 55. Kittel, C., *Introduction to Solid State Physics, 6th Edition*, John Wiley & Sons, New York, 1986, p. 196.
 56. Gibb, T. C., *Principles of Mössbauer Spectroscopy*, Chapman & Hall, London, 1976.
 57. Slichter, C. P., *Principles of Magnetic Resonance*, 3rd Edition, Springer-Verlag, Berlin, 1990.
 58. *NMR Spectroscopy Techniques*, Dybrowski, C. and Lichter, R. L., Eds., Marcel Dekker, New York, 1987.
 59. Das, T. P. and Hahn, E. L., *Nuclear Quadrupole Resonance Spectroscopy*, Academic Press, New York, 1958.
 60. Somorjai, G. A., *Principles of Surface Chemistry*, Prentice-Hall, Englewood Cliffs, NJ, 1972, p. 216

SYMMETRY OF CRYSTALS

L. I. Berger

The ability of a body to coincide with itself in its different positions regarding a coordinate system is called its symmetry. This property reveals itself in iteration of the parts of the body in space. The iteration may be done by reflection in mirror planes, rotation about certain axes, inversions and translations. These actions are called the symmetry operations. The planes, axes, points, etc., are known as symmetry elements. Essentially, mirror reflection is the only truly primitive symmetry operation. All other operations may be done by a sequence of reflections in certain mirror planes. Hence, the mirror plane is the only true basic symmetry element. But for clarity, it is convenient to use the other symmetry operations, and accordingly, the other aforementioned symmetry elements. The symmetry elements and operations are presented in Table 1.

The entire set of symmetry elements of a body is called its symmetry class. There are thirty-two symmetry classes that describe all crystals which have ever been noted in mineralogy or been synthesized (more than 150,000). The denominations and symbols of the symmetry classes are presented in Table 2.

There are several known approaches to classification of individual crystals in accordance with their symmetry and crystallochemistry. The particles which form a crystal are distributed in certain points in space. These points are separated by certain distances (translations) equal to each other in any chosen direction in the crystal. Crystal lattice is a diagram that describes the location of particles (individual or groups) in a crystal. The lattice parameters

are three non-coplanar translations that form the crystal lattice. Three basic translations form the unit cell of a crystal. August Bravais (1848) has shown that all possible crystal lattice structures belong to one or another of fourteen lattice types (Bravais lattices). The Bravais lattices, both primitive and non-primitive, are the contents of Table 3.

Among the three-dimensional figures, there is a group of polyhedrons that are called regular, which have all faces of the same shape and all edges of the same size (regular polygons). It has been shown that there are only five regular polyhedrons. Because of their importance in crystallography and solid state physics, a brief description of these polyhedrons is included in Table 4.

The systematic description of crystal structures is presented primarily in the well known *Strukturbericht*. The classification of crystals by the *Strukturbericht* does not reflect their crystal class, the Bravais lattice, but is based on the crystallochemical type. This makes it inconvenient to use the *Strukturbericht* categories for comparison of some individual crystals. Thus, there have been several attempts to provide a more convenient classification of crystals. Table 5 presents a compilation of different classifications which allows the reader to correlate the *Strukturbericht* type with the international and Schoenflies point and space groups and with Pearson's symbols, based on the Bravais lattice and chemical composition of the class prototype. The information included in Table 5 has been chosen as an introduction to a more detailed crystallophysical and crystallochemical description of solids.

TABLE 1. Symmetry Operations and Elements

Symmetry operation	Symmetry element		Presentation on the stereographic projection		
	Name	Symbol		Parallel	Perpendicular
		International (Hermann-Mauguin)	Schoenflies		
Reflection in a plane	Plane	m	C_s		
Rotation by angle $\alpha = 360^\circ/n$ about an axis	Axis	n = 1, 2, 3, 4 or 6	C_n		
		n = 2	C_2		
		n = 3	C_3		
		n = 4	C_4		
		n = 6	C_6		
Rotation about an axis and inversion in a symmetry center lying on the axis	Inversion (improper) axis	$\bar{n} = \bar{3}, \bar{4}, \bar{6}$	C_{ni}		
		$\bar{n} = \bar{3}$	C_{3i}		
		$\bar{n} = \bar{4}$	C_{4i}		

TABLE 1. Symmetry Operations and Elements

Symmetry operation	Name	Symmetry element		Presentation on the stereographic projection	
		Symbol		Parallel	Perpendicular
		International (Hermann-Mauguin)	Schoenflies		
Inversion in a point	Center	$\bar{n} = \bar{6}$	C_{6i}		
		$\bar{1}$	C_i		
Parallel translation	Translation vector $\bar{a}, \bar{b}, \bar{c}$				
Reflection in a plane and translation parallel to the plane	Glide-plane	a, b, c, n, d			
Rotation about an axis and translation parallel to the axis	Screw axis	n_m ($m = 1, 2, \dots, n - 1$)			
Rotation about an axis and reflection in a plane perpendicular to the axis	Rotatory-reflection axis	\bar{n} $\bar{n} = \bar{1}, \bar{2}, \bar{3}, \bar{4}, \bar{6}$	S_n		

TABLE 2. The Thirty-Two Symmetry Classes

Crystal symbol	Class name ^a													
	Primitive		Central		Planal		Axial		Plane-axial		Inversion primitive		Inversion-planal	
	Int	Sch	Int	Sch	Int	Sch	Int	Sch	Int	Sch	Int	Sch	Int	Sch
Triclinic	1	C_1	$\bar{1}$	C_i										
Monoclinic					m	C_s	2	C_2	2/m	C_{2h}				
Orthorhombic					mm2	C_{2v}	222	D_2	mmm	D_{2h}				
Trigonal	3	C_3	$\bar{3}$	C_{3i}	3m	C_{3v}	32	D_3	$\bar{3}m$	C_{3d}				
Tetragonal	4	C_4	4/m	C_{4h}	4mm	C_{4v}	422	D_4	4/mmm	D_{4h}	$\bar{4}$	S_4	$\bar{4}2m$	D_{2d}
Hexagonal	6	C_6	6/m	C_{6h}	6mm	C_{6v}	622	D_6	6/mmm	D_{6h}	$\bar{6}$	C_{3h}	$\bar{6}m2$	D_{3h}
Cubic	23	T	m3	T_h	$\bar{4}3m$	T_d	432	O	m3m	O_h				

^a Per Fedorov Institute of Crystallography, USSR Academy of Sciences, nomenclature.

TABLE 3. The Fourteen Possible Space Lattices (Bravais Lattices)

Crystal system	Metric category of the system	No. of different lattices in the system	Lattice type ^a (marked by +)					No. of identical points per unit cell	Characteristic parameters (marked by +)						Description of characteristic parameters $a < X, b < Y, c < Z$			Symmetry of the lattice	
			P	C	I	F	R		a	b	c	α	β	γ	$\alpha = (b, c), \beta = (a, c), \gamma = (a, b)$	Int	Sch		
Triclinic	Trimetric	1	+					1	+	+	+	+	+	+	$a \neq b \neq c, \alpha \neq \beta \neq \gamma$	1	C		
Monoclinic	Trimetric	2	+	+				1 or 2	+	+	+		+	$a \neq b \neq c, \alpha = \gamma = 90^\circ \neq \beta$	2/m	C_{2h}			
Orthorhombic	Trimetric	4	+	+	+	+		1, 2 or 4	+	+	+			$a \neq b \neq c, \alpha = \beta = \gamma = 90^\circ$	mmm	D_{2h}			
Trigonal (rhombohedral)	Dimetric	1					+	1	+			+		$a = b = c, 120^\circ > \alpha = \beta = \gamma \neq 90^\circ$	3m	D_{3d}			
Tetragonal	Dimetric	2	+		+			1 or 2	+			+		$a = b \neq c, \alpha = \beta = \gamma = 90^\circ$	4/mmm	D_{4h}			
Hexagonal	Dimetric	1	+					1	+			+		$a = b \neq c, \alpha = \beta = 90^\circ, \gamma = 120^\circ$	6/mmm	D_{6h}			
Isometric (cubic)	Monometric	3	+	+	+			1, 2 or 4	+					$a = b = c, \alpha = \beta = \gamma = 90^\circ$	m3m	O_h			

^a Designations of the space-lattice types: P – primitive, C – side-centered (base-centered), I – body-centered, F – face-centered, R – rhombohedral.

TABLE 4. The Five Possible Regular Polyhedrons

Polyhedron	Symmetry (Schoenflies)			Number of ^a		
	Class	Elements	Form of faces	Faces (F)	Edges (E)	Vertices (V)
Tetrahedron	T	$4C_33C_2$	Equilateral triangle	4	6	4
Cube (hexahedron)	O	$3C_44C_36C_2$	Square	6	12	8
Octahedron	O	$3C_44C_36C_2$	Equilateral triangle	8	12	6
Pentagonal dodecahedron	J	$6C_510C_315C_2$	Regular pentagon	12	30	20
Icosahedron	J	$6C_510C_315C_2$	Equilateral triangle	20	30	12

^a Per formula by Leonhard Euler: $F + V - E = 2$

TABLE 5. Classification of Crystals

Strukturbericht symbol	Structure name	Symmetry group		Pearson symbol ^a	Standard ASTM E157-82a symbol ^b
		International	Schoenflies		
		3	4		
A1	Cu	Fm $\bar{3}$ m	O _h ⁴	cF4	F
A2	W	Im $\bar{3}$ m	O _h ⁹	cI2	B
A3	Mg	P6 ₃ /mmc	D _{6h} ⁴	hP2	H
A4	C	Fd $\bar{3}$ m	O _h ⁷	cF8	F
A5	Sn	I ₄ /amd	D _{4h} ¹⁹	tI4	U
A6	In	I4/mmm	D _{4h} ¹⁷	tI2	U
A7	As	R $\bar{3}$ m	D _{3d} ⁵	hR2	R
A8	Se	P3 ₁ 21 or P3 ₂ 21	D ₃ ⁴ (D ₃ ⁶)	hP3	H
A10	Hg	R $\bar{3}$ m	D _{3d} ⁵	hR1	R
A11	Ga	Cmca	D _{2h} ¹⁸	oC8	Q
A12	α -Mn	I4 $\bar{3}$ m	T _d ³	cI58	B
A13	β -Mn	P4 ₁ 32	O ₇	cP20	C
A15	OW ₃	Pm $\bar{3}$ n	O _h ³	cP8	C
A20	α -U	Cmcm	D _{2h} ¹⁷	oC4	Q
B1	ClNa	Fm $\bar{3}$ m	O _h ⁵	cF8	F
B2	ClCs	Pm $\bar{3}$ n	O _h ¹	cP2	C
B3	SZn	F $\bar{4}$ 3m	T _d ²	cF8	F
B4	SZn	P6 ₃ mc	C _{6v} ⁴	hP4	H
B8 ₁	AsNi	P6 ₃ /mmc	D _{6h} ⁴	hP4	H
B8 ₂	InNi ₂	P6 ₃ /mmc	D _{6h} ⁴	hP6	H
B9	HgS	P3 ₁ 21 or P3 ₂ 21	D ₃ ⁴ or D ₃ ⁶	hP6	H
B10	OPb	P4/nmm	D _{4h} ⁷	tP4	T
B11	γ -CuTi	P4/nmm	D _{4h} ⁷	tP4	T
B13	NiS	R $\bar{3}$ m	D _{3d} ⁵	hR6	R
B16	GeS	Pnma	D _{2h} ¹⁶	oP8	O
B17	PtS	P4 ₂ /mmc	D _{4h} ⁹	tP4	T
B18	CuS	P6 ₃ /mmc	D _{6h} ⁴	hP12	H
B19	AuCd	Pmma	D _{2h} ⁵	oP4	O
B20	FeSi	P2 ₁ 3	T ₄	cP8	C
B27	BFe	Pnma	D _{2h} ¹⁶	oP8	O
B31	MnP	Pnma	D _{2h} ¹⁶	oP8	O
B32	NaTl	Fd $\bar{3}$ m	O _h ⁷	cF16	F
B34	Pds	P4 ₂ /m	C _{4h} ²	tP16	T
B35	CoSn	P6/mmm	D _{6h} ¹	hP6	H
B37	SeTl	I4/mcm	D _{4h} ¹⁸	tI16	U
B _e	CdSb	Pbca	D _{2h} ¹⁵	oP16	O
B _f (B33)	ξ -BCr	Cmcm	D _{2h} ¹⁷	oC8	Q
B _g	BMo	I4 ₁ /amd	D _{4h} ¹⁹	tI4	U
B _h	CW	P6m2	D _{3h} ¹	hP2	H
B _i	γ -CMo (AsTi)	P6 ₃ /mmc	D _{6h} ⁴	hP8	H
C1	CaF ₂	Fm $\bar{3}$ m	O _h ⁵	cF12	F
C1 _b	AgAsMg	F $\bar{4}$ 3m	T _d ²	cF12	F
C2	FeS ₂	Pa $\bar{3}$	T _h ⁶	cP12	C

TABLE 5. Classification of Crystals

Strukturbericht symbol	Structure name	Symmetry group		Pearson symbol ^a	Standard ASTM
		International	Schoenflies		E157-82a symbol ^b
		3	4		6
C3	Cu ₂ O	Pn3m	O _h ⁴	cP6	C
C4	O ₂ Ti	P4 ₂ /mnm	D _{4h} ¹⁴	tP6	T
C6	CdI ₂	P3m1	D _{3d} ³	hP3	H
C7	MoS ₂	P6 ₃ /mmc	D _{6h} ⁴	hP6	H
C11 _a	C ₂ Ca	I4/mmm	D _{4h} ¹⁷	tI6	U
C11 _b	MoSi ₂	I4/mmm	D _{4h} ¹⁷	tI6	U
C12	CaSi ₂	R3m	D _{3d} ⁵	hR6	R
C14	MgZn ₂	P6 ₃ /mmc	D _{6h} ⁴	hP12	H
C15	Cu ₂ Mg	Fd3m	O _h ⁷	cF24	F
C15 _b	AuBe ₅	F43m or F23	T _d ² or T ²	cF24	F
C16	Al ₂ Cu	I4/mcm	D _{4h} ¹⁸	tI12	U
C18	FeS ₂	Pnmm	D _{2h} ¹²	oP6	O
C19	CdCl ₂	R3m	D _{3d} ⁵	hR3	R
C22	Fe ₂ P	P26m	D _{3h} ¹	hP9	H
C23	Cl ₂ Pb	Pnma	D _{2h} ¹⁶	oP12	O
C32	AlB ₂	P6/mmm	D _{6h} ¹	hP3	H
C33	Bi ₂ STe ₂	R3m	D _{3d} ⁵	hR5	R
C34	AuTe ₂	C2/m (P2/m)	C _{2h} ³ (C _{2h} ¹)	mC6	N
C36	MgNi ₂	P6 ₃ /mmc	D _{6h} ⁴	hP24	H
C38	Cu ₂ Sb	P4/nmm	D _{4h} ⁷	tP6	T
C40	CrSi ₂	P6 ₂ 22	D ₆ ⁴	hP9	H
C42	SiS ₂	Ibam	D _{2h} ²⁶	oI12	P
C44	GeS ₂	Fdd2	C _{2v} ¹⁹	oF72	S
C46	AuTe ₂	Pma2	C _{2v} ⁴	oP24	O
C49	Si ₂ Zr	Cmcm	D _{2h} ¹⁷	oC12	Q
C54	Si ₂ Ti	Fddd	D _{2h} ²⁴	oF24	S
C _c	Si ₂ Th	I4 ₁ /amd	D _{4h} ¹⁹	tI12	U
C _e	CoGe ₂	Aba2	C _{2v} ¹⁷	oC23	Q
DO ₂	As ₃ Co	Im3	T _h ⁵	cI32	B
DO ₃	BiF ₃	Fm3m	O _h ⁵	cF16	F
DO ₉	O ₃ Re	Pm3m	O _h ¹	cP4	C
DO ₁₁	CFe ₃	Pnma	D _{2h} ¹⁶	oP16	O
DO ₁₈	AsNa ₃	P6 ₃ /mmc	D _{6h} ⁴	hP8	H
DO ₁₉	Ni ₃ Sn	P6 ₃ /mmc	D _{6h} ⁴	hP8	H
DO ₂₀	Al ₃ Ni	Pnma	D _{2h} ¹⁶	oP16	O
DO ₂₁	Cu ₃ P	P3c1	D _{3d} ⁴	hP24	H
DO ₂₂	Cu ₃ P	I4/mmm	D _{4h} ¹⁷	tI8	U
DO ₂₃	Al ₃ Zr	I4/mmm	D _{4h} ¹⁷	tI16	U
DO ₂₄	Ni ₃ Ti	P6 ₃ /mmc	D _{6h} ⁴	hP16	H
DO _c	SiU ₃	I4/mcm	D _{4h} ¹⁸	tI16	U
DO _e	Ni ₃ P	I4	S ₄ ²	tI32	U
D1 ₃	Al ₄ Ba	I4/mmm	D _{4h} ¹⁷	tI10	U
D1 _a	MoNi ₄	I4/m	C _{4h} ⁵	tI10	U
D1 _b	Al ₄ U	Imma	D _{2h} ²⁸	oI20	P
D1 _c	PtSn ₄	Aba2	C _{2v} ¹⁷	oC20	Q
D1 _e	B ₄ Th	P4/mbm	D _{4h} ⁵	tP20	T
D1 _f	BMn ₄	Fddd	D _{2h} ²⁴	oF40	S
D2 ₁	B ₆ Ca	Pm3m	O _h ¹	cP7	C
D2 ₃	NaZn ₁₃	Fm3m	O _h ⁵	cF112	F
D2 _b	Mn ₁₂ Th	I4/mmm	D _{4h} ¹⁷	tI26	U
D2 _c	MnU ₆	I4/mcm	D _{4h} ¹⁸	tI28	U
D2 _d	CaCu ₅	P6/mmm	D _{6h} ¹	hP6	H
D2 _f	B ₁₂ U	Fm3m	O _h ⁵	cF52	F
D2 _h	Al ₆ Mn	Cmcm	D _{2h} ¹⁷	oC28	Q
D5 ₁	α-Al ₂ O ₃	R3c	D _{3d} ⁶	hR10	R
D5 ₂	La ₂ O ₃	P3m1	D _{3d} ³	hP5	H
D5 ₃	Mn ₂ O ₃	Ia3	T _h ⁷	cI80	B

TABLE 5. Classification of Crystals

Strukturbericht symbol	Structure name	Symmetry group		Pearson symbol ^a	Standard ASTM E157-82a symbol ^b
		International	Schoenflies		
		3	4		
1	2			5	6
D5 ₈	S ₃ Sb ₂	Pnma	D ¹⁶ _{2h}	oP20	O
D5 ₉	P ₂ Zn ₃	P4 ₂ /mmc	D ⁹ _{4h}	tP40	T
D5 ₁₀	C ₂ C ₃	Pnma	D ¹⁶ _{2h}	oP20	O
D5 ₁₃	Al ₃ Ni ₂	P3m1	D ³ _{3d}	hP5	H
D5 _a	Si ₂ U ₃	P4/mbm	D ⁵ _{4h}	tP10	T
D5 _c	C ₃ Pu ₂	I43d	T ⁶ _d	cI40	B
D7 ₁	Al ₄ C ₃	R3m	D ⁵ _{3d}	hR7	R
D7 ₃	P ₄ Th ₃	I43d	T ⁶ _d	cI28	B
D7 _b	B ₄ Ta ₃	Immm	D ²⁵ _{2h}	oI14	P
D8 ₁	Fe ₅ Zn ₁₀	Im3m	O ⁹ _h	cI52	B
D8 ₂	Cu ₅ Zn ₈	I43m	T ³ _d	cI52	B
D8 ₃	Al ₁ Cu ₉	P43m	T ¹ _d	cP52	C
D8 ₄	C ₆ Cr ₂₃	Fm3m	O ⁵ _h	cF116	F
D8 ₅	Fe ₇ W ₆	R3m	D ⁵ _{3d}	hR13	R
D8 ₆	Cu ₁₅ Si ₄	I43m	T ³ _d	cI76	B
D8 ₈	Mn ₅ Si ₃	P6 ₃ /mcm	D ³ _{6h}	hP16	H
D8 ₉	Co ₉ S ₈	Fm3m	O ⁵ _h	cF68	F
D8 ₁₀	Al ₈ Cr ₅	R3m	C ⁵ _{3v}	hR26	R
D8 ₁₁	Al ₅ Co ₂	P6 ₃ /mcm	D ³ _{6h}	hP28	H
D8 _a	Mn ₂₃ Th ₆	Fm3m	O ⁵ _h	cF116	F
D8 _b	σ-phase of Cr-Fe	p4 ₂ /mnm	D ¹⁴ _{4h}	tP30	T
D8 _e	(Al,Zn) ₄₉ Mg ₃₂	Im3	T ⁵ _h	cI162	B
D8 _f	Ge ₇ Ir ₃	Im3m	O ⁹ _h	cI40	B
D8 _h	B ₅ W ₂	P6 ₃ /mmc	D ⁴ _{6h}	hP14	H
D8 _i	B ₅ Mo ₂	R3m	D ⁵ _{3d}	hR7	R
D8 _j	B ₃ Cr ₅	I4/mcm	D ¹⁸ _{4h}	tI32	U
D8 _k	Si ₃ W ₅	I4/mcm	D ¹⁸ _{4h}	tI32	U
D10 ₁	C ₃ Cr ₇	P31c	C ⁴ _{3v}	hP80	H
D10 ₂	Fe ₃ Th ₇	P6 ₃ mc	C ⁴ _{6v}	hP20	H
E0 ₁	ClFPb	P4/nmm	D ⁷ _{4h}	tP6	T
E1 ₁	CuFeS ₂	I42d	D ¹² _{2d}	tI16	U
E2 ₁	CaO ₃ Ti	Pm3m	O ¹ _h	cP5	C
E2 ₄	S ₃ Sn ₂	Pnma	D ¹⁶ _{2h}	oP20	O
E3	Al ₂ CdS ₄	I4	S ² ₄	tI14	U
E9 ₃	SiFe ₃ W ₃	Fd3m	O ⁷ _h	cF112	F
E9 _a	Al ₇ Cu ₂ Fe	P4/mnc	D ⁶ _{4h}	tP40	T
E9 _b	AlLi ₃ N ₂	Ia3	T ⁷ _h	cI96	B
F0 ₁	NiSSb	P2 ₁ 3	T ⁴	cP12	C
F5 ₁	CrNaS ₂	R3m or R32	D ⁵ _{3d} or D ⁷ ₃	hR4	R
F5 ₆	CuS ₂ Sb	Pnma	D ¹⁶ _{2h}	oP16	O
H1 ₁	Al ₇ MgO ₄	Fd3m	O ⁷ _h	cF56	F
H2 ₄	Cu ₃ S ₄ V	P43m	T ¹ _d	cP8	C
H2 ₅	AsCu ₃ S ₄	Pmn2 ₁	C ⁷ _{2v}	oP16	O
L1 ₀	AuCu	P4/mmm	D ¹ _{4h}	tP4	T
L1 ₂	AlCu ₃	Pm3m	O ¹ _h	cP4	C
L2 ₁	AlCu ₂ Mn	Fm3m	O ⁵ _h	cF16	F
L2 ₂	Sb ₂ Tl ₇	Im3m	O ⁹ _h	cI54	B
L/2 _b	H ₂ Th	I4/mmm	D ¹⁷ _{4h}	tI6	U
L/3	Fe ₂ N	P6 ₃ /mmc	D ⁴ _{6h}	hP3	H
L6 ₀	CuTi ₃	P4/mmm	D ¹ _{4h}	tP4	T

^a The first letter denotes the crystal system: triclinic (a), monoclinic (m), orthorhombic (o), tetragonal (t), hexagonal (h) and cubic (c). Trigonal (rhombohedral) system is denoted by combination hR. The second letter of Pearson's symbol denotes lattice type: primitive (P), edge-(base-) centered (C), body-centered (I) or face-centered (F). The following number denotes number of atoms in the crystal unit cell.

^b Standard ASTM E157-82a has the Bravais lattices designations as following: C – primitive cubic; B – body-centered cubic; F – face-centered cubic; T – primitive tetragonal; U – body-centered tetragonal; R – rhombohedral; H – hexagonal; O – primitive orthorhombic; P – body-centered orthorhombic; Q – base-centered orthorhombic; S – face-centered orthorhombic; M – primitive monoclinic; N – centered monoclinic; A – triclinic.

References

1. A. Schoenflies, *Kristallsysteme und Kristallstruktur*, Leipzig, 1891.
 2. E. S. Fedorow, Zusammenstellung der kristallographischen Resultate, *Zs. Krist.*, 20, 1892.
 3. P. Groth, *Elemente der physikalischen und chemischen Kristallographie*, R. Oldenbourg, München/Berlin, 1921.
 4. N. V. Belov, *Class Method of Deriving Space Groups of Symmetry*, Trudy Instituta Kristallografi imeni Fedorova (Transactions of the Fedorov Inst. of Crystallography), 5, 25, 1951, in Russian.
 5. W. B. Pearson, *Handbook of Lattice Spacings and Structures of Metals and Alloys*, Vol. 1, Pergamon Press, 1958; Vol. 2, 1967.
 6. Ch. Kittel, *Introduction to Solid State Physics*, John Wiley & Sons, 1956.
 7. G. S. Zhdanov, *Fizika Tverdogo Tela (Solid State Physics)*, Moscow University Press, 1962, in Russian.
 8. M. J. Buerger, *Elementary Crystallography*, John Wiley & Sons, 1963.
 9. F. D. Bloss, *Crystallography & Crystal Chemistry*, Holt, Rinehart & Winston, 1971.
 10. T. Janssen, *Crystallographic Groups*, North-Holland/American Elsevier, 1973.
 11. M. P. Shaskolskaya, *Kristallografiya (Crystallography)*, Vysshaya Shkola, Moscow, 1976, in Russian.
 12. T. Hahn, Ed., *Internat. Tables for Crystallography*, Vol. A, D. Reidel Publishing, Boston, 1983.
 13. Crystal Data. Determinative Tables, Volumes 1–6, 1966–1983, JCPDS-Intern Centre for Diffraction Data and U.S. Dept. of Commerce.
 14. R. W. G. Wyckoff, *Crystal Structures*, 2nd ed., Volumes 1–6, Interscience, New York, 1963.
 15. C. J. Bradley and A. P. Cracknell, *The Mathematical Theory of Symmetry in Solids*, Clarendon Press, Oxford, 1972.
 16. International Tables for Crystallography. Volume A, *Space-Group Symmetry*, T. Hahn, Ed., 1989; Volume B, *Reciprocal Space*, U. Schmueli, Ed.; Volume C, *Mathematical, Physical and Chemical Tables*, A. J. C. Wilson, Ed., Kluwer Academic Publishers, Dordrecht, 1989.
 17. G. R. Desiraju, *Crystal Engineering: The Design of Organic Solids*, Elsevier, Amsterdam, 1989.
 18. M. Senechal, *Crystalline Symmetries: An Informal Mathematical Introduction*, Adam Hilger Publ., Bristol, 1990.
 19. C. Hammond, *Introduction to Crystallography*, Oxford University Press, 1990.
 20. N.W. Alcock, *Bonding and Structure: Structural Principles in Inorganic and Organic Chemistry*, Ellis Norwood Publ., 1990.
 21. T. C. W. Mak and G. D. Zhou. *Crystallography in Modern Chemistry: A Resource Book of Crystal Structures*, Wiley-Interscience, New York, 1992.
 22. S. C. Abrahams, K. Mirsky, and R. M. Nielson, *Acta Cryst*, B52, 806 (1996); B52, 1057 (1996).
 23. C. Marcos, A. Panalague, D. B. Morciras, S. Garcia-Granda and M. R. Dias. *Acta Cryst*, B52, 899 (1996).
- Crystallographic Computing*
24. A. C. Larson, *Crystallographic Computing*, Manksgaard, Copenhagen, 1970.
 25. G. M. Sheldrick, SHELXS86. *Crystallographic Computing 3*, Clarendon Press, Oxford, 1986; SHELXL93. Program for the Refinement of Crystal Structures, University of Göttingen Press, 1993.
 26. Inorganic Crystal Structure Database, CD-ROM. Sci. Inf. Service. E-mail: SISI@Delphi.com.

IONIC RADII IN CRYSTALS

Ionic radii are a useful tool for predicting and visualizing crystal structures. This table lists a set of ionic radii R_i in Å units for the most common coordination numbers CN of positive and negative ions. The values are based on experimental crystal structure determinations, supplemented by empirical relationships, and theoretical calculations. The notation sq after the coordination number indicates a square configuration, while py indicates pyramidal.

The advice of Howard T. Evans and Marvin J. Weber in preparing this table is appreciated.

References

1. Shannon, R. D., *Acta Crystallogr.* A32, 751, 1976.
2. Jia, Y. Q., *J. Solid State Chem.* 95, 184, 1991.

Ion	CN	$R_i/\text{Å}$	Ion	CN	$R_i/\text{Å}$	Ion	CN	$R_i/\text{Å}$
Anions								
F ⁻¹	6	1.33		8	1.12	Eu ⁺³	6	0.95
Cl ⁻¹	6	1.81		10	1.23		8	1.07
Br ⁻¹	6	1.96		12	1.34	F ⁺⁷	6	0.08
I ⁻¹	6	2.20	Cd ⁺²	4	0.78	Fe ⁺²	4	0.63
OH ⁻¹	4	1.35		6	0.95		6	0.61
	6	1.37		8	1.10		8	0.92
O ⁻²	2	1.21		12	1.31	Fe ⁺³	4	0.49
	6	1.40	Ce ⁺³	6	1.01		6	0.55
	8	1.42		8	1.14		8	0.78
S ⁻²	6	1.84		10	1.25	Fr ⁺¹	6	1.80
Se ⁻²	6	1.98	Ce ⁺⁴	6	0.87	Ga ⁺³	4	0.47
Te ⁻²	6	2.21		8	0.97		6	0.62
Cations				10	1.07	Gd ⁺³	6	0.94
Ac ⁺³	6	1.12		12	1.14		8	1.05
Ag ⁺¹	4	1.00	Cf ⁺³	6	0.95	Ge ⁺²	6	0.73
	6	1.15	Cf ⁺⁴	6	0.82	Ge ⁺⁴	4	0.39
	8	1.28		8	0.92		6	0.53
Ag ⁺²	4sq	0.79	Cl ⁺⁵	3py	0.12	Hf ⁺⁴	4	0.58
	6	0.94		8	0.92		6	0.71
Al ⁺³	4	0.39	Cl ⁺⁷	4	0.08		8	0.83
	5	0.48	Cm ⁺³	6	0.97	Hg ⁺¹	6	1.19
	6	0.54	Cm ⁺⁴	6	0.85	Hg ⁺²	2	0.69
Am ⁺³	6	0.98		8	0.95		4	0.96
	8	1.09	Co ⁺²	4	0.56		6	1.02
Am ⁺⁴	6	0.85		6	0.65		8	1.14
	8	0.95		8	0.90	I ⁺⁵	3py	0.44
As ⁺³	6	0.58	Co ⁺³	6	0.55		6	0.95
As ⁺⁵	4	0.34	Cr ⁺²	6	0.73	I ⁺⁷	4	0.42
	6	0.46	Cr ⁺³	6	0.62		6	0.53
Au ⁺¹	6	1.37	Cr ⁺⁴	4	0.41	In ⁺³	4	0.62
Au ⁺³	4sq	0.64		6	0.55		6	0.80
	6	0.85	Cr ⁺⁶	4	0.26	Ir ⁺³	6	0.68
Ba ⁺²	6	1.35		6	0.44	Ir ⁺⁴	6	0.63
	8	1.42	Cs ⁺¹	6	1.67	Ir ⁺⁵	6	0.57
	12	1.61		8	1.74	K ⁺¹	4	1.37
Be ⁺²	4	0.27		10	1.81		6	1.38
	6	0.45		12	1.88		8	1.51
Bi ⁺³	5	0.96	Cu ⁺¹	2	0.46		12	1.64
	6	1.03		4	0.60	La ⁺³	6	1.03
	8	1.17		6	0.77		8	1.16
Bi ⁺⁵	6	0.76	Cu ⁺²	4sq	0.57		10	1.27
Bk ⁺³	6	0.96		6	0.73		12	1.36
Bk ⁺⁴	6	0.83	Dy ⁺²	6	1.07	Li ⁺¹	4	0.59
	8	0.93		8	1.19		6	0.76
Br ⁺⁵	3py	0.31	Dy ⁺³	6	0.91		8	0.92
Br ⁺⁷	4	0.25		8	1.03	Lu ⁺³	6	0.86
	6	0.39	Er ⁺³	6	0.89		8	0.97
C ⁺⁴	4	0.15		8	1.00	Mg ⁺²	4	0.57
	6	0.16	Eu ⁺²	6	1.17		6	0.72
Ca ⁺²	6	1.00		8	1.25		8	0.89
				10	1.35	Mn ⁺²	4	0.66

Ion	CN	$R_i/\text{\AA}$	Ion	CN	$R_i/\text{\AA}$	Ion	CN	$R_i/\text{\AA}$
	6	0.83	Pr ⁺³	6	0.99	Tc ⁺⁴	6	0.65
	8	0.96		8	1.13	Te ⁺⁴	4	0.66
Mn ⁺³	6	0.58	Pr ⁺⁴	6	0.85		6	0.97
Mn ⁺⁴	4	0.39		8	0.96	Te ⁺⁶	4	0.43
	6	0.53	Pt ⁺²	4sq	0.60		6	0.56
Mn ⁺⁵	4	0.33		6	0.80	Th ⁺⁴	6	0.94
Mn ⁺⁶	4	0.26	Pt ⁺⁴	6	0.63		8	1.05
Mn ⁺⁷	4	0.25	Pu ⁺³	6	1.00		10	1.13
Mo ⁺³	6	0.69	Pu ⁺⁴	6	0.86		12	1.21
Mo ⁺⁴	6	0.65	Pu ⁺⁵	6	0.74	Ti ⁺²	6	0.86
Mo ⁺⁵	4	0.46	Pu ⁺⁶	6	0.71	Ti ⁺³	6	0.67
	6	0.61	Ra ⁺²	8	1.48	Ti ⁺⁴	4	0.42
Mo ⁺⁶	4	0.41		12	1.70		6	0.61
	6	0.59	Rb ⁺¹	6	1.52		8	0.74
	7	0.73		8	1.61	Tl ⁺¹	6	1.50
N ⁺³	6	0.16		10	1.66		8	1.59
N ⁺⁵	6	0.13		12	1.72		12	1.70
Na ⁺¹	4	0.99	Re ⁺⁴	6	0.63	Tl ⁺³	4	0.75
	6	1.02	Re ⁺⁵	6	0.58		6	0.89
	8	1.18	Re ⁺⁶	6	0.55		8	0.98
	9	1.24	Re ⁺⁷	4	0.38	Tm ⁺²	6	1.01
	12	1.39		6	0.53		7	1.09
Nb ⁺³	6	0.72	Rh ⁺³	6	0.67	Tm ⁺³	6	0.88
	8	0.79	Rh ⁺⁴	6	0.60		8	0.99
Nb ⁺⁴	6	0.68	Rh ⁺⁵	6	0.55	U ⁺³	6	1.03
Nb ⁺⁵	4	0.48	Ru ⁺³	6	0.68	U ⁺⁴	6	0.89
	6	0.64	Ru ⁺⁴	6	0.62		8	1.00
	8	0.74	Ru ⁺⁵	6	0.57		12	1.17
Nd ⁺³	6	0.98	Ru ⁺⁷	4	0.38	U ⁺⁵	6	0.76
	8	1.12	Ru ⁺⁸	4	0.36	U ⁺⁶	2	0.45
	9	1.16	S ⁺⁴	6	0.37		4	0.52
	12	1.27	S ⁺⁶	4	0.12		6	0.73
Ni ⁺²	4sq	0.49		6	0.29		8	0.86
	6	0.69	Sb ⁺³	4py	0.76	V ⁺²	6	0.79
Ni ⁺³	6	0.56		6	0.76	V ⁺³	6	0.64
Np ⁺³	6	1.01	Sb ⁺⁵	6	0.60	V ⁺⁴	5	0.53
Np ⁺⁴	6	0.87	Sc ⁺³	6	0.75		6	0.58
Np ⁺⁵	6	0.75		8	0.87		8	0.72
Np ⁺⁶	6	0.72	Se ⁺⁴	6	0.50	V ⁺⁵	4	0.36
Os ⁺⁴	6	0.63	Se ⁺⁶	4	0.28		5	0.46
Os ⁺⁵	6	0.58		6	0.42		6	0.54
Os ⁺⁶	6	0.55	Si ⁺⁴	4	0.26	W ⁺⁴	6	0.66
Os ⁺⁸	4	0.39		6	0.40	W ⁺⁵	6	0.62
P ⁺⁵	4	0.17	Sm ⁺²	6	1.19	W ⁺⁶	4	0.42
	6	0.38		8	1.27		5	0.51
Pa ⁺³	6	1.04	Sm ⁺³	6	0.96		6	0.60
Pa ⁺⁴	6	0.90		8	1.08	Y ⁺³	6	0.90
Pa ⁺⁵	6	0.78		12	1.24		8	1.02
Pb ⁺²	6	1.19	Sn ⁺⁴	4	0.55		9	1.08
	8	1.29		6	0.69	Yb ⁺²	6	1.02
	10	1.40		8	0.81		8	1.14
	12	1.49	Sr ⁺²	6	1.18	Yb ⁺³	8	0.99
Pb ⁺⁴	4	0.65		8	1.26		9	1.04
	6	0.78		10	1.36	Zn ⁺²	4	0.60
	8	0.94		12	1.44		6	0.74
Pd ⁺²	4sq	0.64	Ta ⁺³	6	0.72		8	0.90
	6	0.86	Ta ⁺⁴	6	0.68	Zr ⁺⁴	4	0.59
Pd ⁺³	6	0.76	Ta ⁺⁵	6	0.64		6	0.72
Pd ⁺⁴	6	0.62	Tb ⁺³	6	0.92		8	0.84
Pm ⁺³	6	0.97		8	1.04		9	0.89
	8	1.09	Tb ⁺⁴	6	0.76			
Po ⁺⁴	6	0.97		8	0.88			

POLARIZABILITIES OF ATOMS AND IONS IN SOLIDS

H. P. R. Frederikse

The polarization of a solid dielectric medium, \mathbf{P} , is defined as the dipole moment per unit volume averaged over the volume of a crystal cell. A component of \mathbf{P} can be expanded as a function of the electric field \mathbf{E} :

$$P_i = \sum_j a_j E_j + \sum_{jk} b_{jk} E_j E_k$$

For relatively small electric fields in isotropic substances $\mathbf{P} = \chi_e \mathbf{E}$, where χ_e is the electric susceptibility. If the medium is made up of N atoms (or ions) per unit volume, the polarization is $\mathbf{P} = N \mathbf{p}_m$ where \mathbf{p}_m is the average dipole moment per atom. The polarizability α can be defined as $\mathbf{p}_m = \alpha \mathbf{E}_0$, where \mathbf{E}_0 is the local field at the position of the atom. Using the Lorentz method to calculate the local field one finds:

$$\mathbf{P} = N\alpha(\mathbf{E} + 4\pi\mathbf{P}) = \chi_e \mathbf{E}$$

Together with the definition of the dielectric constant (relative permittivity), $\epsilon = 1 + 4\pi\chi_e$, this leads to:

$$\alpha = \frac{3}{4\pi N} \left(\frac{\epsilon - 1}{\epsilon + 2} \right)$$

This expression is known as the Clausius-Mossotti equation.

The total polarization associated with atoms, ions, or molecules is due to three different sources:

1. Electronic polarization arises because the center of the local electronic charge cloud around the nucleus is displaced under the action of the field: $\mathbf{P}_e = N\alpha_e \mathbf{E}_0$ where α_e is the *electronic polarizability*.

2. Ionic polarization occurs in ionic materials because the electric field displaces cations and anions in opposite directions: $\mathbf{P}_i = N\alpha_i \mathbf{E}_0$, where α_i is the *ionic polarizability*.
3. Orientational polarization can occur in substances composed of molecules that have permanent electric dipoles. The alignment of these dipoles depends on temperature and leads to an *orientational polarizability* per molecule: $\alpha_{or} = p^2/3kT$, where p is the permanent dipole moment per molecule, k is the Boltzmann constant, and T is the temperature.

Because of the different nature of these three polarization processes the response of a dielectric solid to an applied electric field will strongly depend on the frequency of the field. The resonance of the electronic excitation in insulators (dielectrics) takes place in the ultraviolet part of the spectrum; the characteristic frequency of the lattice vibrations is located in the infrared, while the orientation of dipoles requires fields of much lower frequencies (below 10^{10} Hz). This response to electric fields of different frequencies is shown in Figure 1. Values of the electronic polarizabilities for selected atoms and ions are given in Table 1.

References

1. Kittel, C., *Introduction to Solid State Physics*, Fourth Edition, John Wiley & Sons, New York, 1971.
2. Lerner, R.G., and Trigg, G.L., Eds., *Encyclopedia of Physics*, Second Edition, VCH Publishers, New York, 1990.
3. Ralls, K.M., Courtney, T.H., and Wulff, J., *An Introduction to Materials Science and Engineering*, John Wiley & Sons, New York, 1976.

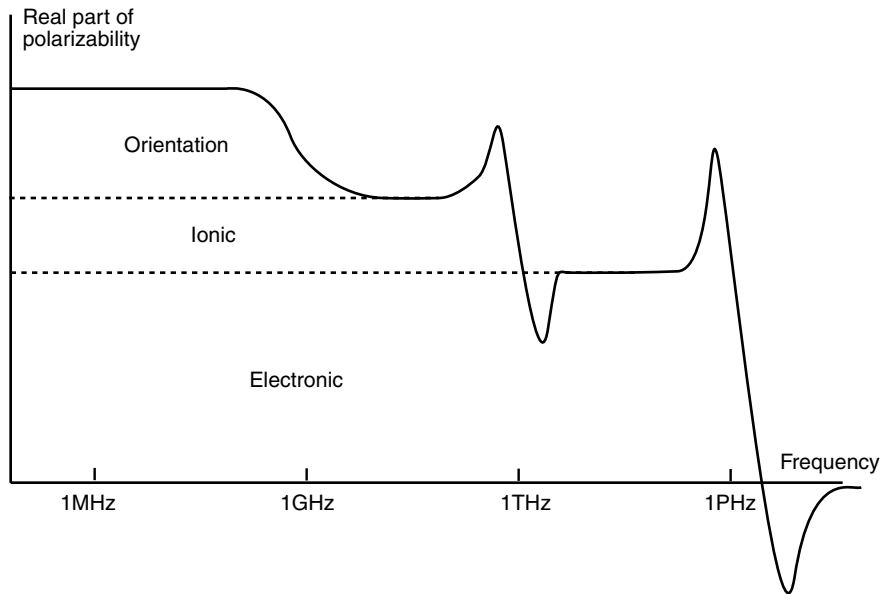


FIGURE 1. Schematic graph of the frequency dependence of the different contributions to polarizability.

TABLE 1. Electronic Polarizabilities in Units of 10^{-24} cm^3

						He 0.201
Li⁺ 0.029	Be²⁺ 0.008	B³⁺ 0.003	C⁴⁺ 0.0013	O²⁻ 3.88	F⁻ 1.04	Ne 0.39
Na⁺ 0.179	Mg²⁺ 0.094	Al³⁺ 0.052	Si⁴⁺ 0.0165	S²⁻ 10.2	Cl⁻ 3.66	Ar 1.62
K⁺ 0.83	Ca²⁺ 0.47	Sc³⁺ 0.286	Ti⁴⁺ 0.185	Se²⁻ 10.5	Br⁻ 4.77	Kr 2.46
Rb⁺ 1.40	Sr²⁺ 0.86	Y³⁺ 0.55	Zr⁴⁺ 0.37	Te²⁻ 14.0	I⁻ 7.1	Xe 3.99
Cs⁺ 2.42	Ba²⁺ 1.55	La³⁺ 1.04	Ce⁴⁺ 0.73			

Data from Pauling, L., *Proc. R. Soc. London*, A114, 181, 1927. See also Jaswal, S.S. and Sharma, T.P., *J. Phys. Chem. Solids*, 34, 509, 1973. Values are appropriate for cgs units. To convert to SI, use the relation $\alpha(\text{SI})/\text{C m}^2\text{V}^{-1} = 1.11265 \cdot 10^{-16} \alpha(\text{cgs})/\text{cm}^3$

CRYSTAL STRUCTURES AND LATTICE PARAMETERS OF ALLOTROPES OF THE ELEMENTS

H. W. King

The crystal structures of the allotropic forms of the elements are presented in terms of the Pearson symbol, the Strukturbericht designation, and the prototype of the structure. The temperatures of the phase transformations are listed in degrees Celsius and the pressures are in the GPa. A consistent nomenclature is used, whereby all allotropes are labeled by Greek letters. The lattice parameters of the units cells are given in nanometers (nm) and are considered to be accurate to ± 2 in the last reported digit.

This compilation is restricted to changes in crystal structures that occur as a result of a change in temperature or pressure. Low-

temperature structures are included for the diatomic and rare gases, which show many similarities with respect to the metallic elements. The elements identified with an asterisk (*) have polymorphic structures based on different molecular configurations. The crystal data given for these elements refer to the most stable structure at room temperature.

Reprinted with the permission of ASM International from T.B. Massalski, Ed., *Binary Alloy Phase Diagrams*, ASM International, Metals Park, Ohio, 1986; certain data on rare earth elements were provided by K.A. Gschneidner.

Element	Temperature, °C	Pressure, GPa	Pearson symbol	Space group	Struktur- bericht designation	Prototype	Lattice parameters, nm			Comment, c/a or α or β
							a	b	c	
Ac	25	atm	cF4	Fm3m	A1	Cu	0.5311
Ag	25	atm	cF4	Fm3m	A1	Cu	0.40857
α Al	25	atm	cF4	Fm3m	A1	Cu	0.40496
β Al	25	>20.5	hP2	$P6_3/mmc$	A3	Mg	0.2693	...	0.4398	1.6331
α' Am	25	atm	hP4	$P6_3/mmc$	A3'	α La	0.34681	...	1.1241	2*1.621
α Am	>769	atm	cF4	Fm3m	A1	Cu	0.4894
β Am	>1074	atm	cI2	Im3m	A2	W	?
γ Am	25	>15	oC4	Cmcm	A20	α U	0.3063	0.5968	0.5169	...
α Ar	<-189.35	atm	cF4	Fm3m	A1	Cu	0.5316
(β Ar)	<-189.40	atm	hP2	$P6_3/mmc$	A3	Mg	0.3760	...	0.6141	1.633
α As	25	atm	hR2	$R\bar{3}m$	A7	α As	0.41319	$\alpha = 54.12^\circ$
eAs	>448	atm	oC8	Cmca	...	P(black)	0.362	1.085	0.448	...
Au	25	atm	cF4	Fm3m	A1	Cu	0.40782
β B	25	atm	hR105	R3m	...	β B	1.017	$\alpha = 65.12^\circ$
α Ba	25	atm	cI2	Im $\bar{3}m$	A2	W	0.50227
β Ba	25	>5.33	hP2	$P6_3/mmc$	A3	Mg	0.3901	...	0.6154	1.5775
γ Ba	25	>23	?	?
α Be	25	atm	hP2	$P6_3/mmc$	A3	Mg	0.22859	...	0.35845	1.5681
β Be	>1270	atm	cI2	Im $\bar{3}m$	A2	W	0.25515
γ Be	25	>9.3	?
α Bi	25	atm	hR2	$r\bar{3}m$	A7	α As	0.47460	$\alpha = 57.23^\circ$
β Bi	25	>2.6	mC4	C2/m	...	β Bi	0.6674	0.6117	0.3304	$\beta = 110.33^\circ$
γ Bi	25	>3.0	mP3	?	0.605	0.42	0.465	$\beta = 85.33^\circ$
σ Bi	25	>4.3	?	?
eBi	25	>6.5	?	?
ζ Bi	25	>9.0	cI2	Im3m	A2	W	0.3800
α Bk	25	atm	hP4	$P6_3/mmc$	A3'	α La	0.3416	...	1.1069	2*1.620
β Bk	>977	atm	cF4	Fm3m	A1	Cu	0.4997
Br	<7.25	atm	oC8	Cmca	...	Cl	0.668	0.449	0.874	...
C (graphite)	25	atm	hP4	$P6_3/mmc$	A9	C (graphite)	0.24612	...	0.6709	2.7258
C (diamond)	25	>60	cF8	Fd3m	A4	C (diamond)	0.35669
C (hd)	25	HP	hP4	$P6_3/mmc$...	C (hd)	0.2522	...	0.4119	1.633
α Ca	25	atm	cF4	Fm3m	A1	Cu	0.55884
β Ca	>443	atm	cI2	Im3m	A2	W	0.4480
γ Ca	25	>1.5	?
Cd	25	atm	hP2	$P6_3/mmc$	A3	Mg	0.29793	...	0.56196	1.8862
α Ce	<-177	atm	cF4	Fm3m	A1	Cu	0.485
β Ce	25	atm	hP4	$P6_3/mmc$	A3'	α La	0.36810	...	1.1857	2*1.611
γ Ce	25	atm	cF4	Fm3m	A1	Cu	0.51610
δ -Ce	>726	atm	cI2	Im3m	A2	W	0.412
α' Ce	25	>5.4	oC4	Cmcm	A20	α U	0.3049	0.5998	0.5215	...

Element	Temperature, °C	Pressure, GPa	Pearson symbol	Space group	Strukturbericht designation	Prototype	Lattice parameters, nm			Comment, c/a or α or β
							a	b	c	
αCf	25	atm	<i>hP4</i>	<i>P6₃/mmc</i>	A3'	αLa	0.339	...	1.1015	2*1.625
βCf	>590	atm	<i>cF4</i>	<i>Fm3m</i>	A1	Cu	?
Cl	<-102	atm	<i>oC8</i>	<i>Cmca</i>	...	Cl	0.624	0.448	0.826	...
αCm	25	atm	<i>hP4</i>	<i>P6₃/mmc</i>	A3'	αLa	0.3496	...	1.1331	2*1.621
βCm	>1277	atm	<i>cF4</i>	<i>Fm3m</i>	A1	Cu	0.4382
eCo	25	atm	<i>hP2</i>	<i>P6₃/mmc</i>	A3	Mg	0.25071	...	0.40686	1.6228
αCo	>422	atm	<i>cF4</i>	<i>Fm3m</i>	A1	Cu	0.35447
αCr	25	atm	<i>cI2</i>	<i>Im3m</i>	A2	W	0.28848
α'Cr	25	HP	<i>tI2</i>	<i>I4/mmm</i>	...	α'Cr	0.2882	...	0.2887	1.002
aCs	25	atm	<i>cI2</i>	<i>Im3m</i>	A2	W	0.6141
βCs	25	>2.37	<i>cF4</i>	<i>Fm3m</i>	A1	Cu	0.6465
β'Cs	25	>4.22	<i>cF4</i>	<i>Fm3m</i>	A1	Cu	0.5800
γCs	25	>4.27	?
Cu	25	atm	<i>cF4</i>	<i>Fm3m</i>	A1	Cu	0.36146
α'Dy	<-187	atm	<i>oC4</i>	<i>Cmcm</i>	...	α'Dy	0.3595	0.6184	0.5678	...
αDy	25	atm	<i>hP2</i>	<i>P6₃/mmc</i>	A3	Mg	0.35915	...	0.56501	1.5732
βDy	>1381	atm	<i>cI2</i>	<i>Im3m</i>	A2	W	0.403
γDy	25	>7.5	<i>hR3</i>	<i>R3m</i>	...	αSm	0.3436	...	2.483	4.5*1.606
Er	25	atm	<i>hP2</i>	<i>P6₃/mmc</i>	A3	Mg	0.35592	...	0.55850	1.5692
αEs	25	atm	<i>hP4</i>	<i>P6₃/mmc</i>	A3'	αLa	?
βEs	?	atm	<i>cF4</i>	<i>Fm3m</i>	A1	Cu	?
Eu	25	atm	<i>cI2</i>	<i>Im3m</i>	A2	W	0.45827
αF	<-227.6	atm	<i>mC8</i>	<i>C2/c</i>	...	αF	0.550	0.338	0.728	β = 102.17°
βF	<-219.67	atm	<i>cP16</i>	<i>Pm3n</i>	...	γO	0.667
αFe	25	atm	<i>cI2</i>	<i>Im3m</i>	A2	W	0.28665
γFe	>912	atm	<i>cF4</i>	<i>Fm3m</i>	A1	Cu	0.36467
σFe	>1394	atm	<i>cI2</i>	<i>Im3m</i>	A2	W	0.29315
eFe	25	>13	<i>hP2</i>	<i>P6₃/mmc</i>	A3	Mg	0.2468	...	0.396	1.603
αGa	25	atm	<i>oC8</i>	<i>Cmca</i>	A11	αGa	0.45186	0.76570	0.45258	...
βGa	25	>1.2	<i>tI2</i>	<i>I4/mmm</i>	A6	In	0.2808	...	0.4458	1.588
γGa	-53	>3.0	<i>oC40</i>	<i>Cmcm</i>	...	γGa	1.0593	1.3523	0.5203	...
αGd	25	atm	<i>hP2</i>	<i>P6₃/mmc</i>	A3	Mg	0.36336	...	0.57810	0.5910
βGd	>1235	atm	<i>cI2</i>	<i>Im3m</i>	A2	W	0.406
γGd	25	>3.0	<i>hR3</i>	<i>R3m</i>	...	αSm	0.361	...	2.603	4*1.60
αGe	25	atm	<i>cF8</i>	<i>Fd3m</i>	A4	C (diamond)	0.56574
βGe	25	>12	<i>tI4</i>	<i>I4/amd</i>	A5	βSn	0.4884	...	0.2692	0.551
γGe	25	>12→atm	<i>tP12</i>	<i>P4₂,2₂</i>	...	σGe	0.593	...	0.698	1.18
σGe	LT	>12	<i>cI16</i>	<i>Im3m</i>	...	γSi	0.692
αH	<-271.9	atm	<i>cF4</i>	<i>Fm3m</i>	A1	Cu	0.5338
βH	<-259.34	atm	<i>hP2</i>	<i>P6₃/mmc</i>	A3	Mg	0.3776	...	0.6162	1.632
αHe	<-268.94	atm	<i>hP2</i>	<i>P6₃/mmc</i>	A3	Mg	0.3555	...	0.5798	1.631
βHe	>-258	0.125	<i>cF4</i>	<i>Fm3m</i>	A1	Cu	0.4240
γHe	<-271.47	0.03	<i>cI2</i>	<i>Im3m</i>	A2	W	0.4110
αHf	25	atm	<i>hP2</i>	<i>P6₃/mmc</i>	A3	Mg	0.31946	...	0.50510	1.5811
βHf	>1995	atm	<i>cI2</i>	<i>Im3m</i>	A2	W	0.3610
αHg	<-38.84	atm	<i>hR1</i>	<i>R3m</i>	A10	αHg	0.3005	α = 70.53°
βHg	<-194	HP	<i>tI2</i>	<i>I4/mmm</i>	...	βHg	0.3995	...	0.2825	0.707
γHg	<-194	c.w.	<i>hR1</i>	?
αHo	25	atm	<i>hP2</i>	<i>P6₃/mmc</i>	A3	Mg	0.35778	...	0.56178	1.5702
βHo	25	>7.5	<i>hR3</i>	<i>R3m</i>	...	αSm	0.334	...	2.45	4.5*1.63
I	25	atm	<i>oC8</i>	<i>Cmca</i>	...	Cl	0.72697	0.47903	0.97942	...
In	25	atm	<i>tI2</i>	<i>I4/mmm</i>	A6	In	0.3253	...	0.49470	1.5210
Ir	25	atm	<i>cF4</i>	<i>Fm3m</i>	A1	Cu	0.38392
K	25	atm	<i>cI2</i>	<i>Im3m</i>	A2	W	0.5321
Kr	<-157.39	atm	<i>cF4</i>	<i>Fm3m</i>	A1	Cu	0.5810
αLa	25	atm	<i>hP4</i>	<i>P6₃/mmc</i>	A3'	αLa	0.37740	...	1.2171	2*1.6125
βLa	>310	atm	<i>cF4</i>	<i>Fm3m</i>	A1	Cu	0.5303
γLa	>865	atm	<i>cI2</i>	<i>Im3m</i>	A2	W	0.426
β'La	25	>2.0	<i>cF4</i>	<i>Fm3m</i>	A1	Cu	0.517
αLi	<-193	atm	<i>hP2</i>	<i>P6₃/mmc</i>	A3	Mg	0.3111	...	0.5093	1.637

Element	Temperature, °C	Pressure, GPa	Pearson symbol	Space group	Strukturbericht designation	Prototype	Lattice parameters, nm			Comment, c/a or α or β
							<i>a</i>	<i>b</i>	<i>c</i>	
βLi	25	atm	<i>cI2</i>	<i>Im3m</i>	A2	W	0.35093
γLi	<-201	c.w.	<i>cF4</i>	<i>Fm3m</i>	A1	Cu	0.4388
Lu	25	atm	<i>hP2</i>	<i>P6₃/mmc</i>	A3	Mg	0.35052	...	0.55494	1.5832
Mg	25	atm	<i>hP2</i>	<i>P6₃/mmc</i>	A3	Mg	0.32094	...	0.52107	1.6236
αMn	25	atm	<i>cI58</i>	<i>I43m</i>	A12	αMn	0.89126
βMn	>710	atm	<i>cP20</i>	<i>P4₁32</i>	A13	βMn	0.63152
γMn	>1079	atm	<i>cF4</i>	<i>Fm3m</i>	A1	Cu	0.3860
σMn	>1143	atm	<i>cI2</i>	<i>Im3m</i>	A2	W	0.3080
Mo	25	atm	<i>cI2</i>	<i>Im3m</i>	A2	W	0.31470
αN	<-237.6	atm	<i>cP8</i>	<i>Pa3</i>	...	αN	0.5661
βN	<-210.00	atm	<i>hP4</i>	<i>P6₃/mmc</i>	...	βN	0.4050	...	0.6604	1.631
γN	<-253	>3.3	<i>tP4</i>	<i>P4₂/mmm</i>	...	γN	0.3957	...	0.5109	1.291
αNa	<-233	atm	<i>hP2</i>	<i>P6₃/mmc</i>	A3	Mg	0.3767	...	0.6154	1.634
βNa	25	atm	<i>cI2</i>	<i>Im3m</i>	A2	W	0.42906
Nb	25	atm	<i>cI2</i>	<i>Im3m</i>	A2	W	0.33004
αNd	25	atm	<i>hP4</i>	<i>P6₃/mmc</i>	A3'	αLa	0.36582	...	1.17966	2*1.6124
βNd	>863	atm	<i>cI2</i>	<i>Im3m</i>	A2	W	0.413
γNd	25	>5.0	<i>cF4</i>	<i>Fm3m</i>	A1	Cu	0.480
Ne	<-243.59	atm	<i>cF4</i>	<i>Fm3m</i>	A1	Cu	0.4462
Ni	25	atm	<i>cF4</i>	<i>Fm3m</i>	A1	Cu	0.35240
αNp	25	atm	<i>oP8</i>	<i>Pnma</i>	A _c	αNp	0.6663	0.4723	0.4887	...
βNp	>280	atm	<i>tP4</i>	<i>P4₂2</i>	A _d	βNp	0.4883	...	0.3389	0.694
γNp	>576	atm	<i>cI2</i>	<i>Im3m</i>	A2	W	0.352
αO	<-243.3	atm	<i>mC4</i>	<i>C2m</i>	...	αO	0.5403	0.3429	0.5086	β = 132.53°
βO	<-229.6	atm	<i>hR2</i>	<i>R3m</i>	...	βO	0.4210	α = 46.27°
γO	<-218.79	atm	<i>cP16</i>	<i>Pm3n</i>	...	γO	0.683
Os	25	atm	<i>hP2</i>	<i>P6₃/mmc</i>	A3	Mg	0.27341	...	0.43918	1.6063
P (black)	25	atm	<i>oC8</i>	<i>Cmca</i>	...	P (black)	0.33136	1.0478	0.43763	...
αPa	25	atm	<i>tI2</i>	<i>I4/mmm</i>	A _a	αPa	0.3921	...	0.3235	0.825
βPa	>1170	atm	<i>cI2</i>	<i>Im3m</i>	A2	W	0.381
αPb	25	atm	<i>cF4</i>	<i>Fm3m</i>	A1	Cu	0.49502
βPb	25	>10.3	<i>hP2</i>	<i>P6₃/mmc</i>	A3	Mg	0.3265	...	0.5387	1.650
Pd	25	atm	<i>cF4</i>	<i>Fm3m</i>	A1	Cu	0.38903
αPm	25	atm	<i>hP4</i>	<i>P6₃/mmc</i>	A3'	αLa	0.365	...	1.165	2*1.60
βPm	>890	atm	<i>cI2</i>	<i>Im3m</i>	A2	W	(0.410)
αPo	25	atm	<i>cP1</i>	<i>Pm3m</i>	A _h	αPo	0.3366
βPo	>54	atm	<i>hR1</i>	<i>R3m</i>	...	βPo	0.3373	α = 98.08°
αPr	25	atm	<i>hP4</i>	<i>P6₃/mmc</i>	A3'	αLa	0.36721	...	1.18326	2*1.6111
βPr	>795	atm	<i>cI2</i>	<i>Im3m</i>	A2	W	0.413
γPr	25	>4.0	<i>cF4</i>	<i>Fm3m</i>	A1	Cu	0.488
Pt	25	atm	<i>cF4</i>	<i>Fm3m</i>	A1	Cu	0.39236
αPu	25	atm	<i>mP16</i>	<i>P2₁/m</i>	...	αPu	0.6183	0.4822	1.0963	β = 101.97°
βPu	>125	atm	<i>mI34</i>	<i>I2₁/m</i>	...	βPu	0.9284	1.0463	0.7859	β = 92.13°
γPu	>215	atm	<i>oF8</i>	<i>Fddd</i>	...	γPu	0.31587	0.57682	1.0162	...
σPu	>320	atm	<i>cF4</i>	<i>Fm3m</i>	A1	Cu	0.46371
σ'Pu	>463	atm	<i>tI2</i>	<i>I4/mmm</i>	A6	In	0.33261	...	0.44630	1.3418
ePu	>483	atm	<i>cI2</i>	<i>Im3m</i>	A2	W	0.36343
Ra	25	atm	<i>cI2</i>	<i>Im3m</i>	A2	W	0.5148
αRb	25	atm	<i>cI2</i>	<i>Im3m</i>	A2	W	0.5705
βRb	25	>1.08	?
γRb	25	>2.05	?
Re	25	atm	<i>hP2</i>	<i>P6₃/mmc</i>	A3	Mg	0.27609	...	0.4458	1.6145
Rh	25	atm	<i>cF4</i>	<i>Fm3m</i>	A1	Cu	0.38032
Ru	25	atm	<i>hP2</i>	<i>P6₃/mmc</i>	A3	Mg	0.27058	...	0.42816	1.5824
αS	25	atm	<i>oF128</i>	<i>Fddd</i>	A16	αS	1.0464	1.28660	2.44860	...
αSb	25	atm	<i>hR2</i>	<i>R3m</i>	A7	αAs	0.45067	α = 57.11°
βSb	25	>5.0	<i>cP1</i>	<i>Pm3m</i>	A _h	αPo	0.2992
γSb	25	>7.5	<i>hP2</i>	<i>P6₃/mmc</i>	A3	Mg	0.3376	...	0.5341	1.582
σSb	25	>14.0	<i>mP3</i>	?	0.556	0.404	0.422	β = 86.0°
αSc	25	atm	<i>hP2</i>	<i>P6₃/mm</i>	A3	Mg	0.33088	...	0.52680	1.5921

Element	Temperature, °C	Pressure, GPa	Pearson symbol	Space group	Strukturbericht designation	Prototype	Lattice parameters, nm			Comment, c/a or α or β
							<i>a</i>	<i>b</i>	<i>c</i>	
β Sc	>1337	atm	<i>cI2</i>	<i>Im3m</i>	A2	W	(0.373)
γ Se	25	atm	<i>hP3</i>	<i>P3₁21</i>	A8	γ Se	0.43659	...	0.49537	1.1346
α Si	25	atm	<i>cF8</i>	<i>Fd3m</i>	A4	C (diamond)	0.54306
β Si	25	>9.5	<i>tI4</i>	<i>I4₁/amd</i>	A5	β Sn	0.4686	...	0.2585	0.552
γ Si	25	>16.0	<i>cI16</i>	<i>Im3m</i>	...	γ Si	0.6636
σ Si	25	>16→atm	<i>hP4</i>	<i>P6₃/mmc</i>	A3'	α La	0.380	...	0.628	1.653
α Sm	25	atm	<i>hR3</i>	<i>R3m</i>	...	α Sm	0.36290	...	2.6207	4*1.6048
β Sm	>734	atm	<i>hP2</i>	<i>P6₃/mmc</i>	A3	Mg	0.36630	...	0.58448	1.5956
γ 'Sm	>922	atm	<i>cI2</i>	<i>Im3m</i>	A2	W	(0.410)
σ Sm	25	>4.0	<i>hP4</i>	<i>P6₃/mmc</i>	A3'	α La	0.3618	...	1.166	2*1.611
α Sn	<13	atm	<i>cF8</i>	<i>Fd3m</i>	A4	C (diamond)	0.64892
β Sn	25	atm	<i>tI4</i>	<i>I4₁/amd</i>	A5	β Sn	0.58318	...	0.31818	0.5456
γ Sn	25	>9.0	<i>tI2</i>	?	...	γ Sn	0.370	...	0.337	0.91
α Sr	25	atm	<i>cF4</i>	<i>Fm3m</i>	A1	Cu	0.6084
β Sr	>547	atm	<i>cI2</i>	<i>Im3m</i>	A2	W	0.487
β 'Sr	25	>3.5	<i>cI2</i>	<i>Im3m</i>	A2	W	0.4437
Ta	25	atm	<i>cI2</i>	<i>Im3m</i>	A2	W	0.33030
α 'Tb	<-53	atm	<i>oC4</i>	<i>Cmcm</i>	...	α 'Dy	0.3605	0.6244	0.5706	...
aTb	25	atm	<i>hP2</i>	<i>P6₃/mmc</i>	A3	Mg	0.36055	...	0.56966	1.5800
β Tb	>1289	atm	<i>cI2</i>	<i>Im3m</i>	A2	W	(0.407)
γ Tb	25	>6.0	<i>hR3</i>	<i>R3m</i>	...	α Sm	0.341	...	2.45	4*1.60
Tc	25	atm	<i>hP2</i>	<i>P6₃/mmc</i>	A3	Mg	0.2738	...	0.4393	1.604
α Te	25	atm	<i>hP3</i>	<i>P3₁21</i>	A8	γ Se	0.44566	...	0.59264	1.3298
β Te	25	>2.0	<i>hR2</i>	<i>R3m</i>	A7	α As	0.469	$\alpha = 53.30^\circ$
γ Te	25	>7.0	<i>hR1</i>	<i>R3m</i>	...	β Po	0.3002	$\alpha = 103.3^\circ$
α Th	25	atm	<i>cF4</i>	<i>Fm3m</i>	A1	Cu	0.50842
β Th	>1360	atm	<i>cI2</i>	<i>Im3m</i>	A2	W	0.411
α Ti	25	atm	<i>hP2</i>	<i>P6₃/mmc</i>	A3	Mg	0.29506	...	0.46835	1.59873
β Ti	>882	atm	<i>cI2</i>	<i>Im3m</i>	A2	W	0.33065
ω Ti	25	HP→atm	<i>hP3</i>	<i>P6/mmm</i>	...	ω Ti	0.4625	...	0.2813	0.6082
α Tl	25	atm	<i>hP2</i>	<i>P6₃/mmc</i>	A3	Mg	0.34566	...	0.55248	1.5983
β Tl	>230	atm	<i>cI2</i>	<i>Im3m</i>	A2	W	0.3879
γ Tl	25	HP	<i>cF4</i>	<i>Fm3m</i>	A1	Cu	?
Tm	25	atm	<i>hP2</i>	<i>P6₃/mmc</i>	A3	Mg	0.35375	...	0.55540	1.5700
α U	25	atm	<i>oC4</i>	<i>Cmcm</i>	A20	α U	0.28537	0.58695	0.49548	...
β U	>668	atm	<i>tP30</i>	<i>P4₂/mnm</i>	A _b	β U	1.0759	...	0.5656	0.526
γ U	>776	atm	<i>cI2</i>	<i>Im3m</i>	A2	W	0.3524
V	25	atm	<i>cI2</i>	<i>Im3m</i>	A2	W	0.30240
W	25	atm	<i>cI2</i>	<i>Im3m</i>	A2	W	0.31652
Xe	<-111.76	atm	<i>cF4</i>	<i>Fm3m</i>	A1	Cu	0.6350
α Y	25	atm	<i>hP2</i>	<i>P6₃/mmc</i>	A3	Mg	0.36482	...	0.57318	1.5711
β Y	>1478	atm	<i>cI2</i>	<i>Im3m</i>	A2	W	(0.410)
α Yb	<-3	atm	<i>hP2</i>	<i>P6₃/mmc</i>	A3	Mg	0.38799	...	0.63859	1.6459
β Yb	25	atm	<i>cF4</i>	<i>Fm3m</i>	A1	Cu	0.54848
γ Yb	>795	atm	<i>cI2</i>	<i>Im3m</i>	A2	W	0.444
Zn	25	atm	<i>hP2</i>	<i>P6₃/mmc</i>	A3	Mg	0.26650	...	0.49470	1.8563
α Zr	25	atm	<i>hP2</i>	<i>P6₃/mmc</i>	A3	Mg	0.32316	...	0.51475	1.5929
β Zr	>863	atm	<i>cI2</i>	<i>Im3m</i>	A2	W	0.36090
ω Zr	25	HP→atm	<i>hP2</i>	<i>P6/mmm</i>	...	ω Ti	0.5036	...	0.3109	0.617

LATTICE ENERGIES

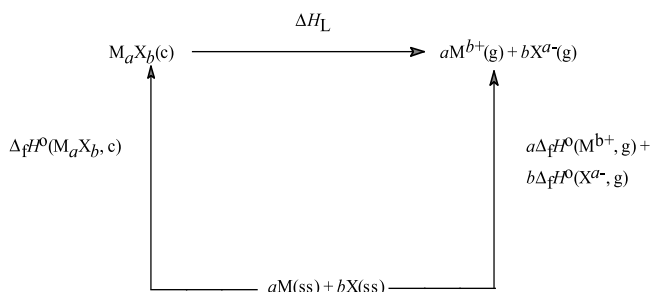
H. D. B. Jenkins and H. K. Roobottom

THERMOCHEMICAL CYCLE AND CALCULATED VALUES

Table 1 contains calculated values of the lattice energies (total lattice potential energies), U_{POT} , of crystalline salts, M_aX_b . U_{POT} is expressed in units of kilojoules per mole, kJ mol^{-1} . M and X can be either simple or complex ions. Substances are arranged by chemical class.

Also listed in the table is the lattice energy, $U_{\text{POT}}^{\text{BFHC}}$, obtained from the application of the Born - Fajans - Haber cycle (BFHC) described below, using the "Standard Thermochemical Properties of Chemical Substances" table in Section 5 of this *Handbook*, References 1 through 4, and certain other data which are given in Table 3 below.

The lattice enthalpy, ΔH_L , is given by the cycle:



where (ss) is the standard state of the element concerned.

The lattice enthalpy, ΔH_L , is obtained using the equation:

$$\Delta H_L = a\Delta_f H^\circ(M^{b+}, g) + b\Delta_f H^\circ(X^{a-}, g) - \Delta_f H^\circ(M_aX_b, c)$$

and is further related to the total lattice potential energy, U_{POT} , by the relationship:

$$\Delta H_L = U_{\text{POT}} + \left[a \left(\frac{n_M}{2} - 2 \right) + b \left(\frac{n_X}{2} - 2 \right) \right] RT$$

where n_M and n_X equal 3 for monatomic ions, 5 for linear polyatomic ions and 6 for polyatomic non-linear ions.

METHOD OF ESTIMATION OF VALUES NOT TABULATED

In cases where the lattice energy is not tabulated and we want to furnish an estimate, then the Kapustinskii equation⁵ can be used to obtain a value (in kJ mol^{-1}):

$$U_{\text{POT}} = \frac{121.4z_a z_b v}{(r_a + r_b)} \left(1 - \frac{0.0345}{(r_a + r_b)} \right)$$

where z_a and z_b are the moduli of the charges on the v ions in the lattice and r_a and r_b (in nm) are the thermochemical radii given in Table 2. The r_a for metal ions is taken to be the Goldschmidt⁶ radius.

To cite an example, if we wish to estimate the lattice energy of the salt $[\text{NH}_4^+][\text{HF}_2^-]$ using the above procedure, we see that Table 2 gives the thermochemical radius (r_a) for NH_4^+ to be 0.136 nm and that for HF_2^- (r_b) to be 0.172 nm. The lattice potential energy is then estimated to be 700 kJ mol^{-1} compared with the calculated value of 705 kJ mol^{-1} and the Born - Fajans - Haber cycle value of 658 kJ mol^{-1} .

References

1. Wagman, D. D., Evans, W. H., Parker, V. B., Schumm, R. H., Halow, I., Bailey, S. M., Churney, K. L., and Nuttall, R. L., The NBS Tables of Chemical Thermodynamic Properties, *J. Phys. Chem. Ref. Data*, Vol. 11, Suppl. 2, 1982.
2. Chase, M. W., Davies, C. A., Downey, J. R., Frurip, D. J., McDonald, R. A., and Syverud, A. N., JANAF Thermochemical Tables, Third Edition, *J. Phys. Chem. Ref. Data*, Vol. 14, Suppl. 1, 1985.
3. Lias, S. G., Bartmess, J. E., Liebman, J. F., Holmes, J. L., Levin, R. D., and Mallard, W. G., Gas-Phase Ion and Neutral Thermochemistry, *J. Phys. Chem. Ref. Data*, Vol. 17, Suppl. 1, 1988.
4. Jenkins, H. D. B., and Pratt, K. F., *Adv. Inorg. Chem. Radiochem.*, 22, 1, 1978.
5. Kapustinskii, A. F., *Quart. Rev.*, 10, 283-294, 1956.
6. Goldschmidt, V. M., *Skrifter Norske Videnskaps-Akad.* Oslo, I, Mat.-Naturf. Kl, 1926. See also Dasent, W. E., *Inorganic Energetics*, 2nd ed., Cambridge University Press, 1982.
7. Jenkins, H. D. B., Roobottom, H. K., Passmore, J., and Glasser, L., *J. Chem. Education*, in press.

Table 1. Lattice Energies (kJ mol⁻¹)

Substance	Calc. U_{POT}	$U_{\text{POT}}^{\text{BHFC}}$	Substance	Calc. U_{POT}	$U_{\text{POT}}^{\text{BHFC}}$
Acetates			Borohydrides		
Li(CH ₃ COO)	–	843	HoB ₆	7489	–
Na(CH ₃ COO)	828	807	ErB ₆	7489	–
K(CH ₃ COO)	749	726	TmB ₆	7489	–
Rb(CH ₃ COO)	715	–	YbB ₆	5146	–
Cs(CH ₃ COO)	682	–	LuB ₆	7489	–
Acetylides			ThB ₆	10167	–
CaC ₂	2911	2902	Borohalides		
SrC ₂	2788	2782	LiBH ₄	778	–
BaC ₂	2647	2652	NaBH ₄	703	694
Azides			KBH ₄	655	638
LiN ₃	861	875	RbBH ₄	648	–
NaN ₃	770	784	CsBH ₄	628	–
KN ₃	697	–	Carbonates		
RbN ₃	674	691	Li ₂ CO ₃	2523	2254
CsN ₃	665	674	Na ₂ CO ₃	2301	2016
AgN ₃	854	910	K ₂ CO ₃	2084	1846
TlN ₃	689	742	Rb ₂ CO ₃	2000	1783
Ca(N ₃) ₂	2186	2316	Cs ₂ CO ₃	1920	1722
Sr(N ₃) ₂	2056	2187	MgCO ₃	3138	3122
Ba(N ₃) ₂	2021	–	CaCO ₃	2804	2811
Mn(N ₃) ₂	2408	2348	SrCO ₃	2720	2688
Cu(N ₃) ₂	2730	2738	BaCO ₃	2615	2554
Zn(N ₃) ₂	2840	2970	MnCO ₃	3046	3092
Cd(N ₃) ₂	2446	2576	FeCO ₃	3121	3169
Pb(N ₃) ₂	–	2300	CoCO ₃	3443	3235
Bihalide Salts			CuCO ₃	3494	–
LiHF ₂	821	847	ZnCO ₃	3121	3273
NaHF ₂	755	748	CdCO ₃	2929	3052
KHF ₂	657	660	SnCO ₃	2904	–
RbHF ₂	627	631	PbCO ₃	2728	2750
CsHF ₂	607	–	Cyanates		
NH ₄ HF ₂	705	658	LiNCO	849	–
CsHCl ₂	601	–	NaNCO	807	816
Me ₄ NHCl ₂	427	–	KNCO	726	734
Et ₄ NHCl ₂	346	–	RbNCO	692	–
Bu ₄ NHCl ₂	290	–	CsNCO	661	–
Bicarbonates			NH ₄ NCO	724	–
NaHCO ₃	820	656	Cyanides		
KHCO ₃	741	573	LiCN	874	–
RbHCO ₃	707	522	NaCN	766	759
CsHCO ₃	678	520	KCN	692	686
NH ₄ HCO ₃	–	577	RbCN	638	–
Borides			CsCN	601	–
CaB ₆	5146	–	Ca(CN) ₂	2268	2240
SrB ₆	5104	–	Sr(CN) ₂	2138	–
BaB ₆	5021	–	Ba(CN) ₂	2001	2009
YB ₆	7447	–	NH ₄ CN	617	691
LaB ₆	7406	–	AgCN	(741)	935
CeB ₆	10083	–			
PrB ₆	7447	–			
NdB ₆	7447	–			
PmB ₆	7406	–			
SmB ₆	7447	–			
EuB ₆	5104	–			
GdB ₆	7489	–			
TbB ₆	7489	–			
DyB ₆	7489	–			

Substance	Calc. U_{POT}	$U_{\text{POT}}^{\text{BHFC}}$	Substance	Calc. U_{POT}	$U_{\text{POT}}^{\text{BHFC}}$
Zn(CN) ₂	2809	2817	AgI	881	892
Cd(CN) ₂	2583	2591	AuCl	1013	1066
Formates			AuBr	1029	1059
Li(HCO ₂)	865	–	AuI	1027	1070
Na(HCO ₂)	791	804	InCl	–	764
K(HCO ₂)	713	722	InBr	–	767
Rb(HCO ₂)	685	–	InI	–	733
Cs(HCO ₂)	651	–	TlF	–	850
NH ₄ (HCO ₂)	715	–	TlCl	738	751
Germanates			TlBr	720	734
Mg ₂ GeO ₄	7991	–	TlI	692	710
Ca ₂ GeO ₄	7301	7306	Me ₄ NCl	566	–
Sr ₂ GeO ₄	6987	–	Me ₄ NBr	553	–
Ba ₂ GeO ₄	6653	6643	Me ₄ NI	544	–
Halates			PH ₄ Br	616	–
LiBrO ₃	883	880	PH ₄ I	590	–
NaBrO ₃	803	791	BeF ₂	3464	3526
KBrO ₃	740	722	BeCl ₂	3004	3033
RbBrO ₃	720	705	BeBr ₂	2950	2914
CsBrO ₃	694	681	BeI ₂	2780	2813
NaClO ₃	770	785	MgF ₂	2926	2978
KClO ₃	711	721	MgCl ₂	2477	2540
RbClO ₃	690	703	MgBr ₂	2406	2451
CsClO ₃	–	679	MgI ₂	2293	2340
LiIO ₃	975	974	CaF ₂	2640	2651
NaIO ₃	883	876	CaCl ₂	2268	2271
KIO ₃	820	780	CaBr ₂	2132	–
RbIO ₃	791	–	CaI ₂	1971	2087
CsIO ₃	761	–	SrF ₂	2476	2513
Halides			SrCl ₂	2142	2170
LiF	1030	1049	SrI ₂	1984	1976
LiCl	834	864	BaF ₂	2347	2373
LiBr	788	820	BaCl ₂	2046	2069
LiI	730	764	BaBr ₂	1971	1995
NaF	910	930	BaI ₂	1862	1890
NaCl	769	790	RaF ₂	2284	–
NaBr	732	754	RaCl ₂	2004	–
NaI	682	705	RaBr ₂	1929	–
KF	808	829	RaI ₂	1803	–
KCl	701	720	ScCl ₂	2380	–
KBr	671	691	ScBr ₂	2291	–
KI	632	650	ScI ₂	2201	–
RbF	774	795	TiF ₂	2724	–
RbCl	680	695	TiCl ₂	2439	2514
RbBr	651	668	TiBr ₂	2360	2430
RbI	617	632	TiI ₂	2259	2342
CsF	744	759	VCl ₂	2607	2593
CsCl	657	670	VBr ₂	–	2534
CsBr	632	647	VI ₂	–	2470
CsI	600	613	CrF ₂	2778	2939
FrF	715	–	CrCl ₂	2540	2601
FrCl	632	–	CrBr ₂	2377	2536
FrBr	611	–	CrI ₂	2269	2440
FrI	582	–	MoCl ₂	2737	2746
CuCl	992	996	MoBr ₂	2742	2753
CuBr	969	978	MoI ₂	2630	–
CuI	948	966	MnF ₂	2644	–
AgF	953	974	MnCl ₂	2510	2551
AgCl	910	918	MnBr ₂	2448	2482
AgBr	897	905	MnI ₂	2212	–
			FeF ₂	2849	2967

Substance	Calc. U_{POT}	$U_{\text{POT}}^{\text{BHFC}}$	Substance	Calc. U_{POT}	$U_{\text{POT}}^{\text{BHFC}}$
FeCl ₂	2569	2641	CrCl ₃	5518	5529
FeBr ₂	2515	2577	CrBr ₃	5355	—
FeI ₂	2439	2491	CrI ₃	5275	5294
CoF ₂	3004	3042	MoF ₃	6459	—
CoCl ₂	2707	2706	MoCl ₃	5246	5253
CoBr ₂	2640	2643	MoBr ₃	5156	—
CoI ₂	2569	2561	MoI ₃	5073	—
NiF ₂	3098	3089	MnF ₃	6017	—
NiCl ₂	2753	2786	MnCl ₃	5544	—
NiBr ₂	2729	2721	MnBr ₃	5448	—
NiI ₂	2607	2637	MnI ₃	5330	—
PdCl ₂	2778	2818	TcCl ₃	5270	—
PdBr ₂	2741	2751	TcBr ₃	5215	—
PdI ₂	2748	2760	TcI ₃	5188	—
CuF ₂	3046	3102	FeF ₃	5870	—
CuCl ₂	2774	2824	FeCl ₃	5364	5436
CuBr ₂	2715	2774	FeBr ₃	5333	5347
CuI ₂	2640	—	FeI ₃	5117	—
AgF ₂	2942	2967	RuCl ₃	5245	5257
ZnF ₂	3021	3053	RuBr ₃	5223	5232
ZnCl ₂	2703	2748	RuI ₃	5222	5235
ZnBr ₂	2648	2689	CoF ₃	5991	—
ZnI ₂	2581	2619	RhCl ₃	5641	5665
CdF ₂	2809	2830	IrF ₃	(6112)	—
CdCl ₂	2552	2565	IrBr ₃	(4794)	—
CdBr ₂	2507	2517	NiF ₃	(6111)	—
CdI ₂	2441	2455	AuF ₃	(5777)	—
HgF ₂	2757	—	AuCl ₃	(4605)	—
HgCl ₂	2657	2664	ZnCl ₃	5832	—
HgBr ₂	2628	2639	ZnBr ₃	5732	—
HgI ₂	2628	2624	ZnI ₃	5636	—
SnF ₂	2551	—	AlF ₃	5924	6252
SnCl ₂	2297	2310	AlCl ₃	5376	5513
SnBr ₂	2251	2256	AlBr ₃	5247	5360
SnI ₂	2193	2206	AlI ₃	5070	5227
PbF ₂	2535	2543	GaF ₃	5829	6238
PbCl ₂	2270	2282	GaCl ₃	5217	5665
PbBr ₂	2219	2230	GaBr ₃	4966	5569
PbI ₂	2163	2177	GaI ₃	4611	5496
ScF ₃	5492	5540	InCl ₃	4736	5183
ScCl ₃	4874	4901	InBr ₃	4535	5117
ScBr ₃	4729	4761	InI ₃	4234	5001
ScI ₃	4640	—	TlF ₃	5493	—
YF ₃	4983	—	TlCl ₃	5258	5278
YCl ₃	4506	4524	TlBr ₃	5171	—
YI ₃	4240	4258	TlI ₃	5088	—
TiF ₃	5644	—	AsBr ₃	5497	5365
TiCl ₃	5134	5153	AsI ₃	4824	5295
TiBr ₃	5012	5023	SbF ₃	5295	5324
TiI ₃	4845	—	SbCl ₃	5032	4857
ZrCl ₃	—	4791	SbBr ₃	4954	4776
ZrBr ₃	—	4758	SbI ₃	4867	4692
ZrI ₃	—	4591	BiCl ₃	4689	4707
VF ₃	5895	—	BiI ₃	3774	—
VCl ₃	5322	5329	LaF ₃	4682	—
VBr ₃	5214	5224	LaCl ₃	4263	4242
VI ₃	5121	5136	LaBr ₃	4209	—
NbCl ₃	5062	—	LaI ₃	3916	3986
NbBr ₃	4980	—	CeCl ₃	4394	4348
NbI ₃	4860	—	CeI ₃	—	4061
CrF ₃	6033	6065	PrCl ₃	4322	4387

Substance	Calc. U_{POT}	$U_{\text{POT}}^{\text{BHFC}}$	Substance	Calc. U_{POT}	$U_{\text{POT}}^{\text{BHFC}}$
PrI ₃	–	4101	RbH	686	684
NdCl ₃	4343	4415	CsH	648	653
SmCl ₃	4376	4450	VH	1184	(1344)
EuCl ₃	4393	4490	NbH	1163	(1633)
GdCl ₃	4406	4495	PdH	979	1368
DyCl ₃	4481	4529	CuH	828	1254
HoCl ₃	4501	4572	TiH	996	1407
ErCl ₃	4527	4591	ZrH	916	1590
TmCl ₃	4548	4608	HfH	904	–
TmI ₃	–	4340	LaH	828	–
YbCl ₃	–	4651	TaH	1021	–
AcCl ₃	4096	–	CrH	1050	–
UCl ₃	4243	–	NiH	929	–
NpCl ₃	4268	–	PtH	937	–
PuCl ₃	4289	–	AgH	941	–
PuBr ₃	(3959)	–	AuH	1033	1108
AmCl ₃	4293	–	TlH	745	–
TiF ₄	10012	9908	GeH	950	–
TiCl ₄	9431	–	PbH	778	–
TiBr ₄	9288	9059	BeH ₂	3205	3306
TiI ₄	9108	8918	MgH ₂	2791	2718
ZrF ₄	8853	8971	CaH ₂	2410	2406
ZrCl ₄	8021	8144	SrH ₂	2250	2265
ZrBr ₄	7661	7984	BaH ₂	2121	2133
ZrI ₄	7155	7801	ScH ₂	2711	2744
MoF ₄	8795	–	YH ₂	(2598)	2733
MoCl ₄	8556	9603	LaH ₂	2380	2522
MoBr ₄	8510	9500	CeH ₂	2414	2509
MoI ₄	8427	–	PrH ₂	2448	2405
SnCl ₄	8355	8930	NdH ₂	2464	2394
SnBr ₄	7970	8852	PmH ₂	2519	–
PbF ₄	9519	–	SmH ₂	2510	2389
CrF ₂ Cl	5795	–	GdH ₂	2494	2651
CrF ₂ Br	5753	–	AcH ₂	2372	–
CrF ₂ I	5669	–	ThH ₂	2711	2738
CrCl ₂ Br	5448	–	PuH ₂	2519	–
CrCl ₂ I	5381	5429	AmH ₂	2544	–
CrBr ₂ I	5330	5370	TiH ₂	2866	2864
CuFCl	2891	–	ZrH ₂	2711	2999
CuFBr	2853	–	CuH ₂	2941	–
CuFI	2803	–	ZnH ₂	2870	–
CuClBr	2753	–	HgH ₂	2707	–
CuClI	2694	–	AlH ₃	5924	5969
CuBrI	2669	–	FeH ₃	5724	–
FeF ₂ Cl	5711	–	ScH ₃	5439	–
FeF ₂ Br	5653	–	YH ₃	5063	4910
FeF ₂ I	5569	–	LaH ₃	4895	4493
FeCl ₂ Br	5339	–	FeH ₃	5724	–
FeCl ₂ I	5272	–	GaH ₃	5690	–
FeBr ₂ I	5209	–	InH ₃	5092	–
LiIO ₂ F ₂	845	–	TlH ₃	5092	–
NaIO ₂ F ₂	766	756	<i>Hydroselenides</i>		
KIO ₂ F ₂	699	689	NaHSe	703	732
RbIO ₂ F ₂	674	–	KHSe	644	712
CsIO ₂ F ₂	636	–	RbHSe	623	689
NH ₄ IO ₂ F ₂	678	–	CsHse	598	669
AgIO ₂ F ₂	736	685	<i>Hydrosulphides</i>		
<i>Hydrides</i>			LiHS	768	862
LiH	916	918	NaHS	723	771
NaH	807	807	RbHS	655	682
KH	711	713			

Substance	Calc. U_{POT}	$U_{\text{POT}}^{\text{BHFC}}$	Substance	Calc. U_{POT}	$U_{\text{POT}}^{\text{BHFC}}$
CsHS	628	657	CsNO ₃	648	650
NH ₄ HS	661	718	AgNO ₃	820	832
Ca(HS) ₂	2184	(2171)	TlNO ₃	690	707
Sr(HS) ₂	2063	–	Mg(NO ₃) ₂	2481	2521
Ba(HS) ₂	1979	(1956)	Ca(NO ₃) ₂	2268	2247
<i>Hydroxides</i>			Sr(NO ₃) ₂	2176	2151
LiOH	1021	1028	Ba(NO ₃) ₂	2062	2035
NaOH	887	892	Mn(NO ₃) ₂	2318	2478
KOH	789	796	Fe(NO ₃) ₂	–	(2580)
RbOH	766	765	Co(NO ₃) ₂	2560	2647
CsOH	721	732	Ni(NO ₃) ₂	–	2729
Be(OH) ₂	3477	3620	Cu(NO ₃) ₂	–	2739
Mg(OH) ₂	2870	2998	Zn(NO ₃) ₂	2376	2649
Ca(OH) ₂	2506	2637	Cd(NO ₃) ₂	2238	2462
Sr(OH) ₂	2330	2474	Sn(NO ₃) ₂	2155	2254
Ba(OH) ₂	2142	2330	Pb(NO ₃) ₂	2067	2208
Ti(OH) ₂	–	2953	<i>Nitrides</i>		
Mn(OH) ₂	2909	3008	ScN	7547	7506
Fe(OH) ₂	2653	3044	LaN	6876	6793
Co(OH) ₂	2786	3109	TiN	8130	8033
Ni(OH) ₂	2832	3186	ZrN	7633	7723
Pd(OH) ₂	–	3189	VN	8283	8233
Cu(OH) ₂	2870	3229	NbN	7939	8022
CuOH	1006	–	CrN	8269	8358
AgOH	918	845	<i>Nitrites</i>		
AuOH	1033	–	NaNO ₂	774	772
TlOH	705	874	KNO ₂	699	687
Zn(OH) ₂	2795	3151	RbNO ₂	724	765
Cd(OH) ₂	2607	2909	CsNO ₂	690	–
Hg(OH) ₂	2669	–	<i>Oxides</i>		
Sn(OH) ₂	2489	2721	Li ₂ O	2799	2814
Pb(OH) ₂	2376	–	Na ₂ O	2481	2478
Sc(OH) ₃	5063	5602	K ₂ O	2238	2232
Y(OH) ₃	4707	–	Rb ₂ O	2163	2161
La(OH) ₃	4443	–	Cs ₂ O	2131	2063
Cr(OH) ₃	5556	6299	Cu ₂ O	3273	3189
Mn(OH) ₃	6213	–	Ag ₂ O	3002	2910
Al(OH) ₃	5627	–	Tl ₂ O	2659	2575
Ga(OH) ₃	5732	6368	LiO ₂	(878)	(872)
In(OH) ₃	5280	–	NaO ₂	799	821
Tl(OH) ₃	5314	–	KO ₂	741	751
Ti(OH) ₄	9456	–	RbO ₂	706	721
Zr(OH) ₄	8619	–	CsO ₂	679	696
Mn(OH) ₄	10933	–	Li ₂ O ₂	2592	2557
Sn(OH) ₄	9188	9879	Na ₂ O ₂	2309	22717
<i>Imides</i>			K ₂ O ₂	2114	2064
CaNH	3293	–	Rb ₂ O ₂	2025	1994
SrNH	3146	–	Cs ₂ O ₂	1948	1512
BaNH	2975	–	MgO ₂	3356	3526
<i>Metavanadates</i>			CaO ₂	3144	3132
Li ₃ VO ₄	3945	–	SrO ₂	3037	2977
Na ₃ VO ₄	3766	–	KO ₃	697	707
K ₃ VO ₄	3376	–	BeO	4514	4443
Rb ₃ VO ₄	3243	–	MgO	3795	3791
Cs ₃ VO ₄	3137	–	CaO	3414	3401
<i>Nitrates</i>			SrO	3217	3223
LiNO ₃	848	854	BaO	3029	3054
NaNO ₃	755	763	TiO	3832	3811
KNO ₃	685	694	VO	3932	3863
RbNO ₃	662	671	MnO	3724	3745

Substance	Calc. U_{POT}	$U_{\text{POT}}^{\text{BHFC}}$	Substance	Calc. U_{POT}	$U_{\text{POT}}^{\text{BHFC}}$
FeO	3795	3865	Ca(ClO ₄) ₂	1958	1971
CoO	3837	3910	Sr(ClO ₄) ₂	1862	1862
NiO	3908	4010	Ba(ClO ₄) ₂	1795	1769
PdO	3736	—			
CuO	4135	4050	<i>Permanganates</i>		
ZnO	4142	3971	NaMnO ₄	661	—
CdO	3806	—	KMnO ₄	607	—
HgO	3907	—	RbMnO ₄	586	—
GeO	3919	—	CsMnO ₄	565	—
SnO	3652	—	Ca(MnO ₄) ₂	1937	—
PbO	3520	—	Sr(MnO ₄) ₂	1845	—
Sc ₂ O ₃	13557	13708	Ba(MnO ₄) ₂	1778	—
Y ₂ O ₃	12705	—			
La ₂ O ₃	12452	—	<i>Phosphates</i>		
Ce ₂ O ₃	12661	—	Mg ₃ (PO ₄) ₂	11632	11407
Pr ₂ O ₃	12703	—	Ca ₃ (PO ₄) ₂	10602	10479
Nd ₂ O ₃	12736	—	Sr ₃ (PO ₄) ₂	10125	10075
Pm ₂ O ₃	12811	—	Ba ₃ (PO ₄) ₂	9652	9654
Sm ₂ O ₃	12878	—	MnPO ₄	7397	—
Eu ₂ O ₃	12945	—	FePO ₄	7251	7300
Gd ₂ O ₃	12996	—	BPO ₄	8201	—
Tb ₂ O ₃	13071	—	AlPO ₄	7427	7507
Dy ₂ O ₃	13138	—	GaPO ₄	7381	—
Ho ₂ O ₃	13180	—			
Er ₂ O ₃	13263	—	<i>Selenides</i>		
Tm ₂ O ₃	13322	—	Li ₂ Se	2364	—
Yb ₂ O ₃	13380	—	Na ₂ Se	2130	—
Lu ₂ O ₃	13665	—	K ₂ Se	1933	—
Ac ₂ O ₃	12573	—	Rb ₂ Se	1837	—
Ti ₂ O ₃	—	14149	Cs ₂ Se	1745	—
V ₂ O ₃	15096	14520	Ag ₂ Se	2686	—
Cr ₂ O ₃	15276	14957	Tl ₂ Se	2209	—
Mn ₂ O ₃	15146	15035	BeSe	3431	—
Fe ₂ O ₃	14309	14774	MgSe	3071	—
Al ₂ O ₃	15916	—	CaSe	2858	2862
Ga ₂ O ₃	15590	15220	SrSe	2736	—
In ₂ O ₃	13928	—	BaSe	2611	—
Pb ₂ O ₃	(14841)	—	MnSe	3176	—
CeO ₂	9627	—			
ThO ₂	10397	—	<i>Selenites</i>		
PaO ₂	10573	—	Li ₂ SeO ₃	2171	—
VO ₂ (g)	10644	—	Na ₂ SeO ₃	1950	1916
NpO ₂	10707	—	K ₂ SeO ₃	1774	1749
PuO ₂	10786	—	Rb ₂ SeO ₃	1715	1675
AmO ₂	10799	—	Cs ₂ SeO ₃	1640	—
CmO ₂	10832	—	Tl ₂ SeO ₃	1879	—
TiO ₂	12150	—	Ag ₂ SeO ₃	2113	2148
ZrO ₂	11188	—	BeSeO ₃	3322	—
MoO ₂	11648	—	MgSeO ₃	3012	2998
MnO ₂	12970	—	CaSeO ₃	2732	—
SiO ₂	13125	—	SrSeO ₃	2586	2588
GeO ₂	12828	—	BaSeO ₃	2460	2451
SnO ₂	11807	—			
PbO ₂	11217	—	<i>Selenates</i>		
			Li ₂ SeO ₄	2054	—
<i>Perchlorates</i>			Na ₂ SeO ₄	1879	—
LiClO ₄	709	715	K ₂ SeO ₄	1732	—
NaClO ₄	643	641	Rb ₂ SeO ₄	1686	—
KClO ₄	599	595	Cs ₂ SeO ₄	1615	—
RbClO ₄	564	576	Cu ₂ SeO ₄	2201	—
CsClO ₄	636	550	Ag ₂ SeO ₄	2033	—
NH ₄ ClO ₄	583	580	Tl ₂ SeO ₄	1766	—
			Hg ₂ SeO ₄	2163	—
			BeSeO ₄	3448	—

Substance	Calc. U_{POT}	$U_{\text{POT}}^{\text{BHFC}}$	Substance	Calc. U_{POT}	$U_{\text{POT}}^{\text{BHFC}}$
MgSeO ₄	2895	—	Cs ₂ PdCl ₆	1426	—
CaSeO ₄	2632	—	Rb ₂ PbCl ₆	1343	1343
SrSeO ₄	2489	—	Cs ₂ PbCl ₆	1344	—
<i>Sulphides</i>			(NH ₄) ₂ PbCl ₆	1355	—
Li ₂ S	2464	2472	K ₂ PtCl ₆	1468	1471
Na ₂ S	2192	2203	Rb ₂ PtCl ₆	1464	—
K ₂ S	1979	(2052)	Cs ₂ PtCl ₆	1444	—
Rb ₂ S	1929	1949	(NH ₄) ₂ PtCl ₆	1468	—
Cs ₂ S	1892	1850	Tl ₂ PtCl ₆	1546	—
(NH ₄) ₂ S	2008	(2026)	Ag ₂ PtCl ₆	1773	1881
Cu ₂ S	2786	2865	BaPtCl ₆	2047	2070
Ag ₂ S	2606	2677	K ₂ PtBr ₆	1423	1392
Au ₂ S	2908	—	Ag ₂ PtBr ₆	1791	2276
Tl ₂ S	2298	2258	K ₂ PtI ₆	1421	—
<i>Sulphates</i>			K ₂ ReCl ₆	1416	1442
Li ₂ SO ₄	2229	2142	Rb ₂ ReCl ₆	1414	—
Na ₂ SO ₄	1827	1938	Cs ₂ ReCl ₆	1398	—
K ₂ SO ₄	1700	1796	K ₂ ReBr ₆	1375	1375
Rb ₂ SO ₄	1636	1748	K ₂ SiF ₆	1670	1765
Cs ₂ SO ₄	1596	1658	Rb ₂ SiF ₆	1639	1673
(NH ₄) ₂ SO ₄	1766	1777	Cs ₂ SiF ₆	1604	1498
Cu ₂ SO ₄	2276	2166	Tl ₂ SiF ₆	1675	—
Ag ₂ SO ₄	2104	1989	K ₂ SnCl ₆	1363	1390
Tl ₂ SO ₄	1828	1722	Rb ₂ SnCl ₆	1361	1363
Hg ₂ SO ₄	—	2127	Cs ₂ SnCl ₆	1358	—
CaSO ₄	2489	2480	Tl ₂ SnCl ₆	1437	—
SrSO ₄	2577	2484	(NH ₄) ₂ SnCl ₆	1370	1344
BaSO ₄	2469	2374	Rb ₂ SnBr ₆	1309	—
MnSO ₄	2920	2825	Cs ₂ SnBr ₆	1306	—
<i>Ternary Salts</i>			Rb ₂ SnI ₆	1226	—
Cs ₂ CuCl ₄	1393	—	Cs ₂ SnBr ₆	1243	—
Rb ₂ ZnCl ₄	1529	—	K ₂ TeCl ₆	1318	1320
Cs ₂ ZnCl ₄	1492	—	Rb ₂ TeCl ₆	1321	—
Rb ₂ ZnBr ₄	1498	—	Cs ₂ TeCl ₆	1323	—
Cs ₂ ZnBr ₄	1454	—	Tl ₂ TeCl ₆	1392	—
Cs ₂ ZnI ₄	1386	—	(NH ₄) ₂ TeCl ₆	1318	—
CsGaCl ₄	494	—	K ₂ RuCl ₆	1451	—
NaAlCl ₄	556	—	Rb ₂ CoF ₆	1688	—
CsAlCl ₄	486	—	Cs ₂ CoF ₆	1632	—
NaFeCl ₄	492	—	K ₂ NiF ₆	1721	—
Rb ₂ CoCl ₄	1447	—	Rb ₂ NiF ₆	1688	—
Cs ₂ CoCl ₄	1391	—	Rb ₂ SbCl ₆	1357	—
K ₂ PtCl ₄	1574	1550	Rb ₂ SeCl ₆	1409	—
Cs ₂ GeF ₆	1573	—	Cs ₂ SeCl ₆	1397	—
(NH ₄) ₂ GeF ₆	1657	—	(NH ₄) ₂ SeCl ₆	1420	—
Cs ₂ GeCl ₆	1404	1419	(NH ₄) ₂ PoCl ₆	1338	—
K ₂ HfCl ₆	1345	1461	Cs ₂ PoBr ₆	1286	—
K ₂ IrCl ₆	1442	1440	Cs ₂ CrF ₆	1603	—
Na ₂ MoCl ₆	1526	1504	Rb ₂ MnF ₆	1688	—
K ₂ MoCl ₆	1418	1412	Cs ₂ MnF ₆	1620	—
Rb ₂ MoCl ₆	1399	1399	K ₂ MnCl ₆	1462	—
Cs ₂ MoCl ₆	1347	1347	Rb ₂ MnCl ₆	1451	—
K ₂ NbCl ₆	1375	1398	(NH ₄) ₂ MnCl ₆	1464	—
Rb ₂ NbCl ₆	1371	1385	Cs ₂ TeBr ₆	1306	—
Cs ₂ NbCl ₆	1381	1344	Cs ₂ TeI ₆	1246	—
K ₂ OsCl ₆	1447	1447	K ₂ TiCl ₆	1412	1447
Cs ₂ OsCl ₆	1409	—	Rb ₂ TiCl ₆	1415	1416
K ₂ OsBr ₆	1396	—	Cs ₂ TiCl ₆	1402	1384
K ₂ PdCl ₆	1481	1493	Tl ₂ TiCl ₆	1560	1553
Rb ₂ PdCl ₆	1449	—	K ₂ TiBr ₆	1379	1379
			Rb ₂ TiBr ₆	1341	1331

Substance	Calc. U_{POT}	$U_{\text{POT}}^{\text{BHFC}}$	Substance	Calc. U_{POT}	$U_{\text{POT}}^{\text{BHFC}}$
Cs ₂ TiBr ₆	1339	1306	<i>Thiocyanates</i>		
Na ₂ UBr ₆	1504	–	LiCNS	764	(765)
K ₂ UBr ₆	1484	–	NaCNS	682	682
Rb ₂ UBr ₆	1473	–	KCNS	623	616
Cs ₂ UBr ₆	1459	–	RbCNS	623	619
K ₂ WCl ₆	1398	1423	CsCNS	623	568
Rb ₂ WCl ₆	1397	1434	NH ₄ CNS	605	611
Cs ₂ WCl ₆	1392	1366	Ca(CNS) ₂	2184	2118
K ₂ WBr ₆	1408	1408	Sr(CNS) ₂	2063	1957
Rb ₂ WBr ₆	1361	1391	Ba(CNS) ₂	1979	1852
Cs ₂ WBr ₆	1362	1332	Mn(CNS) ₂	2280	2351
K ₂ ZrCl ₆	1339	1371	Zn(CNS) ₂	2335	2560
Rb ₂ ZrCl ₆	1341	–	Cd(CNS) ₂	2201	2374
Cs ₂ ZrCl ₆	1339	1307	Hg(CNS) ₂	2146	2492
<i>Tellurides</i>			Sn(CNS) ₂	2117	2142
Li ₂ Te	2212	–	Pb(CNS) ₂	2058	–
Na ₂ Te	1997	2095	<i>Vanadates</i>		
K ₂ Te	1830	–	LiVO ₃	810	–
Rb ₂ Te	1837	–	NaVO ₃	761	–
Cs ₂ Te	1745	–	KVO ₃	686	–
Cu ₂ Te	2706	2683	RbVO ₃	657	–
Ag ₂ Te	2607	2600	CsVO ₃	628	–
Tl ₂ Te	2084	2172			
BeTe	3319	–			
MgTe	2878	3081			
CaTe	2721	–			

TABLE 2. Thermochemical Radii (nm)

Ion	Radius		Ion	Radius	
<i>Singly Charged Anions</i>			GaCl ₄ ⁻	0.328	± 0.019
AgF ₄ ⁻	0.231	± 0.019	H ⁻	0.148	± 0.019
AlBr ₄ ⁻	0.321	± 0.023	H ₂ AsO ₄ ⁻	0.227	± 0.019
AlCl ₄ ⁻	0.317	± 0.019	H ₂ PO ₄ ⁻	0.213	± 0.019
AlF ₄ ⁻	0.214	± 0.023	HCO ₂ ⁻	0.200	± 0.019
AlH ₄ ⁻	0.226	± 0.019	HCO ₃ ⁻	0.207	± 0.019
AlI ₄ ⁻	0.374	± 0.019	HF ₂ ⁻	0.172	± 0.019
AsF ₆ ⁻	0.243	± 0.019	HSO ₄ ⁻	0.221	± 0.019
AsO ₂ ⁻	0.211	± 0.019	I ⁻	0.211	± 0.019
Au(CN) ₂ ⁻	0.266	± 0.019	I ₂ Br ⁻	0.261	± 0.019
AuCl ₄ ⁻	0.288	± 0.019	I ₃ ⁻	0.272	± 0.019
AuF ₄ ⁻	0.240	± 0.019	I ₄ ⁻	0.300	± 0.019
AuF ₆ ⁻	0.235	± 0.038	IBr ₂ ⁻	0.251	± 0.019
B(OH) ₄ ⁻	0.229	± 0.019	ICl ₂ ⁻	0.235	± 0.019
BF ₄ ⁻	0.205	± 0.019	ICl ₄ ⁻	0.307	± 0.019
BH ₄ ⁻	0.205	± 0.019	IO ₂ F ₂ ⁻	0.233	± 0.019
Br ⁻	0.190	± 0.019	IO ₃ ⁻	0.218	± 0.019
BrF ₄ ⁻	0.231	± 0.019	IO ₄ ⁻	0.231	± 0.019
BrO ₃ ⁻	0.214	± 0.019	IrF ₆ ⁻	0.242	± 0.019
CF ₃ SO ₃ ⁻	0.230	± 0.049	MnO ₄ ⁻	0.220	± 0.019
CH ₃ CO ₂ ⁻	0.194	± 0.019	MoF ₆ ⁻	0.241	± 0.019
Cl ⁻	0.168	± 0.019	MoOF ₅ ⁻	0.241	± 0.019
ClO ₂ ⁻	0.195	± 0.019	N ₃ ⁻	0.180	± 0.019
ClO ₃ ⁻	0.208	± 0.019	NCO ⁻	0.193	± 0.019
ClO ₄ ⁻	0.225	± 0.019	NbCl ₆ ⁻	0.338	± 0.049
ClS ₂ O ₆ ⁻	0.260	± 0.049	NbF ₆ ⁻	0.254	± 0.019
CN ⁻	0.187	± 0.023	Nb ₂ F ₁₁ ⁻	0.311	± 0.038
Cr ₃ O ₈ ⁻	0.276	± 0.019	NbO ₃ ⁻	0.194	± 0.019
CuBr ₄ ⁻	0.315	± 0.019	NH ₂ ⁻	0.168	± 0.019
F ⁻	0.126	± 0.019	NH ₂ CH ₂ COO ⁻	0.252	± 0.019
FeCl ₄ ⁻	0.317	± 0.019	NO ₂ ⁻	0.187	± 0.019

Ion	Radius	Ion	Radius
NO_3^-	0.200 ± 0.019	MoCl_6^{2-}	0.338 ± 0.019
O_2^-	0.165 ± 0.019	MoF_6^{2-}	0.274 ± 0.019
O_3^-	0.199 ± 0.034	MoO_4^{2-}	0.231 ± 0.019
OH^-	0.152 ± 0.019	NbCl_6^{2-}	0.343 ± 0.019
OsF_6^-	0.252 ± 0.020	NH_2^-	0.128 ± 0.019
PaF_6^-	0.249 ± 0.019	$\text{Ni}(\text{CN})_4^{2-}$	0.322 ± 0.019
PdF_6^-	0.252 ± 0.019	NiF_4^{2-}	0.211 ± 0.019
PF_6^-	0.242 ± 0.019	NiF_6^{2-}	0.249 ± 0.019
PO_3^-	0.204 ± 0.019	O^{2-}	0.141 ± 0.019
PtF_6^-	0.247 ± 0.019	O_2^{2-}	0.167 ± 0.019
PuF_5^-	0.239 ± 0.019	OsBr_6^{2-}	0.365 ± 0.019
ReF_6^-	0.240 ± 0.019	OsCl_6^{2-}	0.336 ± 0.019
ReO_4^-	0.227 ± 0.019	OsF_6^{2-}	0.276 ± 0.019
RuF_6^-	0.242 ± 0.019	PbCl_4^{2-}	0.279 ± 0.019
S_6^{2-}	0.305 ± 0.019	PbCl_6^{2-}	0.347 ± 0.019
SCN^-	0.209 ± 0.019	PbF_6^{2-}	0.268 ± 0.019
SbCl_6^-	0.320 ± 0.019	PdB_6^{2-}	0.354 ± 0.019
SbF_6^-	0.252 ± 0.019	PdCl_4^{2-}	0.313 ± 0.019
$\text{Sb}_2\text{F}_{11}^-$	0.312 ± 0.038	PdCl_6^{2-}	0.333 ± 0.019
$\text{Sb}_3\text{F}_{14}^-$	0.374 ± 0.038	PdF_6^{2-}	0.252 ± 0.019
SeCl_5^-	0.258 ± 0.038	PoBr_6^{2-}	0.380 ± 0.019
SeCN^-	0.230 ± 0.019	PoI_6^{2-}	0.428 ± 0.019
SeH^-	0.195 ± 0.019	$\text{Pt}(\text{NO}_2)_3\text{Cl}_3^{2-}$	0.364 ± 0.019
SH^-	0.191 ± 0.019	$\text{Pt}(\text{NO}_2)_4\text{Cl}_2^{2-}$	0.383 ± 0.019
SO_3F^-	0.214 ± 0.019	$\text{Pt}(\text{OH})_2^{2-}$	0.333 ± 0.019
S_3N_3^-	0.231 ± 0.038	$\text{Pt}(\text{SCN})_6^{2-}$	0.451 ± 0.019
$\text{S}_3\text{N}_3\text{O}_4^-$	0.252 ± 0.038	PtBr_4^{2-}	0.324 ± 0.019
TaCl_6^-	0.352 ± 0.019	PtBr_6^{2-}	0.363 ± 0.019
TaF_6^-	0.250 ± 0.019	PtCl_4^{2-}	0.307 ± 0.019
TaO_3^-	0.192 ± 0.019	PtCl_6^{2-}	0.333 ± 0.019
UF_6^-	0.301 ± 0.019	PtF_6^{2-}	0.245 ± 0.019
VF_6^-	0.235 ± 0.019	PuCl_6^{2-}	0.349 ± 0.019
VO_3^-	0.201 ± 0.019	ReBr_6^{2-}	0.371 ± 0.019
WCl_6^-	0.337 ± 0.019	ReCl_6^{2-}	0.337 ± 0.019
WF_6^-	0.246 ± 0.019	ReF_6^{2-}	0.256 ± 0.019
WOF_5^-	0.241 ± 0.019	ReF_8^{2-}	0.276 ± 0.019
Doubly Charged Anions		ReH_9^{2-}	0.257 ± 0.019
AmF_6^{2-}	0.255 ± 0.019	ReI_6^{2-}	0.421 ± 0.026
$\text{Bi}_2\text{Br}_8^{2-}$	0.392 ± 0.055	RhF_6^{2-}	0.240 ± 0.019
$\text{Bi}_6\text{Cl}_{20}^{2-}$	0.501 ± 0.073	RuCl_6^{2-}	0.336 ± 0.019
CdCl_4^{2-}	0.307 ± 0.019	RuF_6^{2-}	0.248 ± 0.019
CeCl_6^{2-}	0.352 ± 0.019	S^{2-}	0.189 ± 0.019
CeF_6^{2-}	0.249 ± 0.019	$\text{S}_2\text{O}_3^{2-}$	0.251 ± 0.019
CO_3^{2-}	0.189 ± 0.019	$\text{S}_2\text{O}_4^{2-}$	0.262 ± 0.019
CoCl_4^{2-}	0.306 ± 0.019	$\text{S}_2\text{O}_5^{2-}$	0.270 ± 0.019
CoF_4^{2-}	0.209 ± 0.019	$\text{S}_2\text{O}_6^{2-}$	0.283 ± 0.019
CoF_6^{2-}	0.256 ± 0.019	$\text{S}_2\text{O}_7^{2-}$	0.275 ± 0.019
$\text{Cr}_2\text{O}_7^{2-}$	0.292 ± 0.019	$\text{S}_2\text{O}_8^{2-}$	0.291 ± 0.019
CrF_6^{2-}	0.253 ± 0.019	$\text{S}_3\text{O}_6^{2-}$	0.302 ± 0.019
CrO_4^{2-}	0.229 ± 0.019	$\text{S}_4\text{O}_6^{2-}$	0.325 ± 0.019
CuCl_4^{2-}	0.304 ± 0.019	$\text{S}_6\text{O}_6^{2-}$	0.382 ± 0.019
CuF_4^{2-}	0.213 ± 0.019	ScF_6^{2-}	0.276 ± 0.019
GeCl_6^{2-}	0.335 ± 0.019	Se^{2-}	0.181 ± 0.019
GeF_6^{2-}	0.244 ± 0.019	SeBr_6^{2-}	0.363 ± 0.019
HfF_6^{2-}	0.248 ± 0.019	SeCl_6^{2-}	0.336 ± 0.019
HgI_4^{2-}	0.377 ± 0.019	SeO_4^{2-}	0.229 ± 0.019
IrCl_6^{2-}	0.332 ± 0.019	SiF_6^{2-}	0.248 ± 0.019
MnCl_6^{2-}	0.314 ± 0.031	SiO_3^{2-}	0.195 ± 0.019
MnF_4^{2-}	0.219 ± 0.019	SmF_4^{2-}	0.218 ± 0.019
MnF_6^{2-}	0.241 ± 0.019	$\text{Sn}(\text{OH})_6^{2-}$	0.279 ± 0.020
MoBr_6^{2-}	0.364 ± 0.019	SnBr_6^{2-}	0.374 ± 0.019

Ion	Radius		Ion	Radius	
SnCl ₆ ²⁻	0.345	± 0.019	Ni(NO ₂) ₆ ⁴⁻	0.383	± 0.038
SnF ₆ ²⁻	0.265	± 0.019	NiF ₆ ³⁻	0.250	± 0.042
SnI ₆ ²⁻	0.427	± 0.019	O ³⁻	0.288	± 0.038
SO ₃ ²⁻	0.204	± 0.019	P ³⁻	0.224	± 0.042
SO ₄ ²⁻	0.218	± 0.019	PaF ₈ ³⁻	0.299	± 0.042
TcBr ₆ ²⁻	0.363	± 0.019	PO ₄ ³⁻	0.230	± 0.042
TcCl ₆ ²⁻	0.337	± 0.019	PrF ₆ ³⁻	0.281	± 0.038
TcF ₆ ²⁻	0.244	± 0.019	Rh(NO ₂) ₆ ³⁻	0.345	± 0.038
TcH ₉ ²⁻	0.260	± 0.019	Rh(SCN) ₆ ³⁻	0.428	± 0.042
TcI ₆ ²⁻	0.419	± 0.019	TaF ₈ ³⁻	0.284	± 0.042
Te ²⁻	0.220	± 0.019	TbF ₇ ³⁻	0.290	± 0.038
TeBr ₆ ²⁻	0.383	± 0.019	Tc(CN) ₆ ⁵⁻	0.410	± 0.042
TeCl ₆ ²⁻	0.353	± 0.019	ThF ₇ ³⁻	0.282	± 0.042
TeI ₆ ²⁻	0.430	± 0.019	TiBr ₆ ³⁻	0.315	± 0.038
TeO ₄ ²⁻	0.238	± 0.019	TiF ₆ ³⁻	0.271	± 0.038
Th(NO ₃) ₆ ²⁻	0.424	± 0.019	UF ₇ ³⁻	0.285	± 0.042
ThCl ₆ ²⁻	0.360	± 0.019	YF ₆ ³⁻	0.275	± 0.038
ThF ₆ ²⁻	0.263	± 0.019	ZrF ₇ ³⁻	0.273	± 0.038
TiBr ₆ ²⁻	0.356	± 0.019			
TiCl ₆ ²⁻	0.335	± 0.019	<i>Singly Charged Cations</i>		
TiF ₆ ²⁻	0.252	± 0.019	N(CH ₃) ₄ ⁺	0.234	± 0.019
UCl ₆ ²⁻	0.354	± 0.019	N ₂ H ₅ ⁺	0.158	± 0.019
UF ₆ ²⁻	0.256	± 0.019	N ₂ H ₆ ²⁺	0.158	± 0.029
VO ₃ ²⁻	0.204	± 0.019	NH(C ₂ H ₅) ₃ ⁺	0.274	± 0.019
WBr ₆ ²⁻	0.363	± 0.019	NH ₃ C ₂ H ₅ ⁺	0.193	± 0.019
WCl ₆ ²⁻	0.339	± 0.019	NH ₃ C ₃ H ₇ ⁺	0.225	± 0.019
WO ₄ ²⁻	0.237	± 0.019	NH ₃ CH ₃ ⁺	0.177	± 0.019
WOCl ₅ ²⁻	0.334	± 0.019	NH ₃ OH ⁺	0.147	± 0.019
ZnBr ₄ ²⁻	0.335	± 0.019	NH ₄ ⁺	0.136	± 0.019
ZnCl ₄ ²⁻	0.306	± 0.019	NH ₃ C ₂ H ₄ OH ⁺	0.203	± 0.019
ZnF ₄ ²⁻	0.219	± 0.019	As ₃ S ₄ ⁺	0.244	± 0.027
ZnI ₄ ²⁻	0.384	± 0.019	As ₃ Se ₄ ⁺	0.253	± 0.027
ZrBr ₄ ²⁻	0.334	± 0.019	AsCl ₄ ⁺	0.221	± 0.027
ZrCl ₄ ²⁻	0.306	± 0.019	Br ₂ ⁺	0.155	± 0.027
ZrCl ₆ ²⁻	0.348	± 0.019	Br ₃ ⁺	0.204	± 0.027
ZrF ₆ ²⁻	0.258	± 0.019	Br ₃ ⁻	0.238	± 0.027
			Br ₅ ⁻	0.229	± 0.027
<i>Multi-Charged Anions</i>			BrClCNH ₂ ⁺	0.175	± 0.027
AlH ₆ ³⁻	0.256	± 0.042	BrF ₂ ⁺	0.183	± 0.027
AsO ₄ ³⁻	0.237	± 0.042	BrF ₄ ⁺	0.172	± 0.027
CdBr ₆ ⁴⁻	0.374	± 0.038	C ₁₀ F ₈ ⁺	0.265	± 0.027
CdCl ₆ ⁴⁻	0.352	± 0.038	C ₆ F ₆ ⁺	0.228	± 0.027
CeF ₆ ³⁻	0.278	± 0.038	Cl(SNSCN) ₂ ⁺	0.347	± 0.027
CeF ₇ ³⁻	0.282	± 0.038	Cl ₂ C=NH ₂ ⁺	0.173	± 0.027
Co(CN) ₆ ³⁻	0.349	± 0.038	Cl ₂ F ⁺	0.165	± 0.027
Co(NO ₂) ₆ ³⁻	0.343	± 0.038	Cl ₃ ⁺	0.182	± 0.027
CoCl ₅ ³⁻	0.320	± 0.038	ClF ₂ ⁺	0.147	± 0.027
CoF ₆ ³⁻	0.258	± 0.042	ClO ₂ ⁺	0.118	± 0.027
Cr(CN) ₆ ³⁻	0.351	± 0.038	GaBr ₄ ⁻	0.317	± 0.038
CrF ₆ ³⁻	0.254	± 0.042	I ₂ ⁺	0.185	± 0.027
Cu(CN) ₄ ³⁻	0.312	± 0.038	I ₃ ⁺	0.225	± 0.027
Fe(CN) ₆ ³⁻	0.347	± 0.038	I ₅ ⁺	0.263	± 0.027
FeF ₆ ³⁻	0.298	± 0.042	IBr ₂ ⁺	0.196	± 0.027
HfF ₇ ³⁻	0.277	± 0.042	ICl ₂ ⁺	0.175	± 0.036
InF ₆ ³⁻	0.268	± 0.038	IF ₆ ⁺	0.209	± 0.027
Ir(CN) ₆ ³⁻	0.347	± 0.038	N(S ₃ N ₂) ₂ ⁺	0.258	± 0.027
Ir(NO ₂) ₆ ³⁻	0.338	± 0.038	N(SCl) ₂ ⁺	0.186	± 0.027
Mn(CN) ₆ ³⁻	0.350	± 0.038	N(SeCl) ₂ ⁺	0.246	± 0.027
Mn(CN) ₆ ⁵⁻	0.401	± 0.042	N(SE ₂) ₂ ⁺	0.214	± 0.027
MnCl ₆ ⁴⁻	0.349	± 0.038	N ₂ F ⁺	0.156	± 0.027
N ³⁻	0.180	± 0.042	NO ⁺	0.145	± 0.027
Ni(NO ₂) ₆ ³⁻	0.342	± 0.038	NO ₂ ⁺	0.153	± 0.027

Ion	Radius	Ion	Radius
O ₂ ⁺	0.140 ± 0.027	(SNPMe ₃) ⁺	0.308 ± 0.027
O ₂ (SCCF ₃ Cl) ₂ ⁺	0.275 ± 0.027	SNSC(CH ₃)N ⁺	0.225 ± 0.027
ONCH ₃ CF ₃ ⁺	0.200 ± 0.027	SNSC(CN)CH ⁺	0.209 ± 0.027
OsOF ₅	0.246 ± 0.038	SNSC(Ph)N ⁺	0.251 ± 0.027
P(CH ₃) ₃ Cl ⁺	0.197 ± 0.027	SNSC(Ph)NS ₃ N ₂ ⁺	0.327 ± 0.027
P(CH ₃) ₃ D ⁺	0.196 ± 0.027	SNSC(PhCH ₃)N ⁺	0.264 ± 0.027
PCl ₄ ⁺	0.235 ± 0.027	(Te(N(SiMe ₃) ₂) ₂) ⁺	0.371 ± 0.027
ReOF ₅ ⁻	0.245 ± 0.038	Te(N ₃) ₃ ⁺	0.226 ± 0.027
S(CH ₃) ₂ Cl ⁺	0.207 ± 0.027	Te ₄ Nb ₃ O ₂ Te ₂ I ₆ ⁺	0.407 ± 0.027
S(N(C ₂ H ₅) ₃) ₃ ⁺	0.439 ± 0.027	TeBr ₃ ⁺	0.235 ± 0.027
S ₂ (CH ₃) ₂ Cl ⁺	0.265 ± 0.027	TeCl ₃ ⁺	0.216 ± 0.027
S ₂ (CH ₃) ₂ CN ⁺	0.223 ± 0.027	TeCl ₃ (15-crown-5) ⁺	0.282 ± 0.027
S ₂ (CH ₃) ₃ ⁺	0.233 ± 0.027	TeI ₃ ⁺	0.243 ± 0.027
S ₂ Br ₅ ⁺	0.267 ± 0.027	Xe ₂ F ₁₁ ⁺	0.266 ± 0.027
S ₂ N ⁺	0.159 ± 0.034	Xe ₂ F ₃ ⁺	0.221 ± 0.027
S ₂ N ₂ C ₂ H ₃ ⁺	0.211 ± 0.027	XeF ⁺	0.174 ± 0.027
S ₂ NC ₂ (PhCH ₃) ₂ ⁺	0.310 ± 0.027	XeF ₅ ⁺	0.183 ± 0.027
S ₂ NC ₃ H ₄ ⁺	0.218 ± 0.027	XeF ₅ ⁺	0.186 ± 0.027
S ₂ NC ₄ H ₈ ⁺	0.225 ± 0.027	XeOF ₃ ⁺	0.186 ± 0.027
S ₃ (CH ₃) ₃ ⁺	0.239 ± 0.027		
S ₃ Br ₃ ⁺	0.245 ± 0.027	<i>Doubly Charged Cations</i>	
S ₃ C ₃ H ₇ ⁺	0.199 ± 0.027	Co ₂ S ₂ (CO) ₆ ²⁺	0.263 ± 0.035
S ₃ C ₄ F ₆ ⁺	0.261 ± 0.027	FeW(Se) ₂ (CO) ₂ ²⁺	0.260 ± 0.035
S ₃ CF ₃ CN ⁺	0.263 ± 0.027	I ₄ ²⁺	0.207 ± 0.035
S ₃ Cl ₃ ⁺	0.233 ± 0.027	Mo(Te ₃)(CO) ₄ ²⁺	0.234 ± 0.035
S ₃ N ₂ ⁺	0.201 ± 0.027	S ₁₉ ²⁺	0.292 ± 0.035
S ₃ N ₂ Cl ⁺	0.232 ± 0.027	S ₂ (S(CH ₃) ₂) ₂ ²⁺	0.230 ± 0.035
S ₄ N ₃ ⁺	0.231 ± 0.027	S ₂ I ₄ ²⁺	0.231 ± 0.035
S ₄ N ₃ (Ph) ₂ ⁺	0.316 ± 0.027	S ₃ N ₂ ²⁺	0.184 ± 0.035
S ₄ N ₄ H ⁺	0.178 ± 0.027	S ₃ NCCNS ₃ ²⁺	0.220 ± 0.035
S ₅ N ₅ ⁺	0.257 ± 0.027	S ₃ Se ²⁺	0.326 ± 0.035
S ₇ I ⁺	0.262 ± 0.027	S ₄ N ₄ ²⁺	0.186 ± 0.035
Sb(NPPPh ₃) ₄ ⁺	0.518 ± 0.027	S ₆ N ₄ ²⁺	0.232 ± 0.035
SBr ₃ ⁺	0.220 ± 0.027	S ₈ ²⁺	0.182 ± 0.035
SCH ₃ O ₃ ⁺	0.183 ± 0.027	Se ₁₀ ²⁺	0.253 ± 0.035
SCH ₃ P(CH ₃) ₃ ⁺	0.248 ± 0.027	Se ₁₇ ²⁺	0.236 ± 0.035
SCH ₃ PCH ₃ Cl ₂ ⁺	0.205 ± 0.027	Se ₁₉ ²⁺	0.296 ± 0.035
SCl(C ₂ H ₅) ₂ ⁺	0.207 ± 0.027	Se ₂ I ₄ ²⁺	0.218 ± 0.035
SCl ₂ CF ₃ ⁺	0.207 ± 0.027	Se ₃ N ₂ ²⁺	0.182 ± 0.035
SCl ₂ CH ₃ ⁺	0.204 ± 0.027	Se ₄ ²⁺	0.152 ± 0.035
SCl ₃ ⁺	0.185 ± 0.027	Se ₅ S ₂ N ₄ ²⁺	0.224 ± 0.035
Se ₃ Br ₃ ⁺	0.253 ± 0.027	Se ₈ ²⁺	0.186 ± 0.035
Se ₃ Cl ₃ ⁺	0.245 ± 0.027	SeN ₂ S ₂ ²⁺	0.182 ± 0.035
Se ₃ N ₂ ⁺	0.288 ± 0.042	(SNP(C ₂ H ₅) ₃) ₂ ²⁺	0.312 ± 0.035
Se ₃ NC ₁₂ ⁺	0.163 ± 0.027	TaBr ₆ ⁻	0.351 ± 0.049
Se ₆ I ⁺	0.260 ± 0.027	Te(trtu) ₄ ²⁺	0.328 ± 0.035
SeBr ₃ ⁺	0.182 ± 0.027	Te(tu) ₄ ²⁺	0.296 ± 0.035
SeCl ₃ ⁺	0.192 ± 0.027	Te ₂ (esu) ₄ Br ₂ ²⁺	0.356 ± 0.035
SeF ₃ ⁺	0.179 ± 0.027	Te ₂ (esu) ₄ Cl ₂ ²⁺	0.361 ± 0.035
SeI ₃ ⁺	0.238 ± 0.027	Te ₂ (esu) ₄ I ₂ ²⁺	0.342 ± 0.035
SeN ₂ Cl ⁺	0.196 ± 0.027	Te ₂ Se ₂ ²⁺	0.192 ± 0.035
SeNCl ₂ ⁺	0.157 ± 0.027	Te ₂ Se ₄ ²⁺	0.222 ± 0.035
(SeNMe ₃) ₃ ⁺	0.406 ± 0.027	Te ₂ Se ₈ ²⁺	0.252 ± 0.035
SeS ₂ N ₂ ⁺	0.282 ± 0.042	Te ₂ S ₃ ²⁺	0.217 ± 0.035
SF(C ₆ F ₅) ₂ ⁺	0.294 ± 0.027	Te ₃ Se ²⁺	0.193 ± 0.035
SF ₂ CF ₃ ⁺	0.198 ± 0.027	Te ₄ ²⁺	0.169 ± 0.035
SF ₂ N(CH ₃) ₂ ⁺	0.210 ± 0.027	Te ₈ ²⁺	0.187 ± 0.035
SF ₃ ⁺	0.172 ± 0.027	W(CO) ₆ (h3-Te) ²⁺	0.234 ± 0.035
SFS(C(CF ₃) ₂) ₂ ⁺	0.275 ± 0.027	W ₂ (CO) ₁₀ Se ₄ ²⁺	0.290 ± 0.035
SH ₂ C ₃ H ₇ ⁺	0.210 ± 0.027		
SN ⁺	0.158 ± 0.027	<i>Multi-Charged Cations</i>	
SNCl ₅ (CH ₃ CN) ⁻	0.290 ± 0.038	I ₁₅ ³⁺	0.442 ± 0.051
		Te ₂ (su) ₆ ⁴⁺	0.453 ± 0.034

Ligand abbreviations: su = selenourea; esu = ethyleneselenourea; tu = thiourea; ph = phenyl.

TABLE 3. Ancillary Thermochemical Data
(kJ mol⁻¹)

Species	State	$\Delta_f H^\circ$
AsO ₄ ³⁻	g	(289)
BrO ₃ ⁻	g	-145
ClO ₄ ⁻	g	-344
CN ⁻	g	66
CO ₃ ²⁻	g	-321
Fe(NO ₃) ₂	c	(-448)
HF ₂ ⁻	g	-774
HfCl ₆ ²⁻	g	-1640
IO ₂ F ₂ ⁻	g	-693
IO ₃ ⁻	g	-208
IrCl ₆ ²⁻	g	-785
LiCH ₃ O ₂	c	(-745)
NbCl ₆ ²⁻	g	-1224
NH ₂ CH ₂ CO ₂ ⁻	g	-564
O ₂ ²⁻	g	553
PdCl ₆ ²⁻	g	-749
PO ₄ ³⁻	g	291
PtCl ₆ ²⁻	g	-774
ReBr ₆ ²⁻	g	-689
ReCl ₆ ²⁻	g	-919
Ti(OH) ₂	c	-778

THE MADELUNG CONSTANT AND CRYSTAL LATTICE ENERGY

If U is the crystal lattice energy and M is the Madelung constant, then^a

$$U = \frac{NMz_1z_2e^2}{r}(1 - 1/n)$$

Substance	Ion type	Crystal form ^b	M
Sodium chloride, NaCl	M ⁺ , X ⁻	FCC	1.74756
Cesium chloride, CsCl	M ⁺ , X ⁻	BCC	1.76267
Calcium chloride, CaCl ₂	M ⁺⁺ , 2X ⁻	Cubic	2.365
Calcium fluoride (fluorite), CaF ₂	M ⁺⁺ , 2X ⁻	Cubic	2.51939
Cadmium chloride, CdCl ₂	M ⁺⁺ , 2X ⁻	Hexagonal	2.244 ^c
Cadmium iodide (α), CdI ₂	M ⁺⁺ , 2X ⁻	Hexagonal	2.355 ^c
Magnesium fluoride, MgF ₂	M ⁺⁺ , 2X ⁻	Tetragonal	2.381 ^c
Cuprous oxide (cuprite), Cu ₂ O	2M ⁺ , X ⁻⁻	Cubic	2.22124
Zinc oxide, ZnO	M ⁺⁺ , X ⁻⁻	Hexagonal	1.4985 ^c
Sphalerite (zinc blende), ZnS	M ⁺⁺ , X ⁻⁻	FCC	1.63806
Wurtzite, ZnS	M ⁺⁺ , X ⁻⁻	Hexagonal	1.64132 ^c
Titanium dioxide (anatase), TiO ₂	M ⁴⁺ , 2X ⁻⁻	Tetragonal	2.400 ^c
Titanium dioxide (rutile), TiO ₂	M ⁴⁺ , 2X ⁻⁻	Tetragonal	2.408 ^c
β-Quartz, SiO ₂	M ⁴⁺ , 2X ⁻⁻	Hexagonal	2.2197 ^c
Corundum, Al ₂ O ₃	2M ³⁺ , 3X ⁻⁻	Rhombohedral	4.1719

^a N is Avogadro's number, z_1 and z_2 are the integral charges on the ions (in units of e), and e is the charge on the electron in electrostatic units ($e = 4.803 \times 10^{-10}$ esu). r is the shortest distance between cation-anion pairs in centimeters. Then U is in ergs ($1 \text{ erg} = 10^{-7} \text{ J}$).

^b FCC = face centered cubic; BCC = body centered cubic.

^c For tetragonal and hexagonal crystals the value of M depends on the details of the lattice parameters.

The Born Exponent, n is:

Ion type	n
He, Li ⁺	5
Ne, Na ⁺ , F ⁻	7
Ar, K ⁺ , Cu ⁺ , Cl ⁻	9
Kr, Rb ⁺ , Ag ⁺ , Br ⁻	10
Xe, Cs ⁺ , Au ⁺ , I ⁻	12

For a crystal with a mixed-ion type, an average of the values of n in this table is to be used (6 for LiF, for example).

ELASTIC CONSTANTS OF SINGLE CRYSTALS

H. P. R. Frederikse

This table gives selected values of elastic constants for single crystals. The values believed most reliable were selected from the original literature. The substances are arranged by crystal system and, within each system, alphabetically by name. A reference to the original literature is given for each value; a useful compilation of published values from many sources may be found in Reference 1 below.

Data are given for the single-crystal density and for the elastic constants c_{ij} , in units of 10^{11} N/m², which is equivalent to 10^{12} dyn/cm².

General References

1. Simmons, G., and Wang, H., *Single Crystal Elastic Constants and Calculated Aggregate Properties: A Handbook, Second Edition*, The MIT Press, Cambridge, MA, 1971.
2. Gray, D. E., Ed., *American Institute of Physics Handbook, Third Edition*, McGraw-Hill, New York, 1972.

CUBIC CRYSTALS

Name	Formula	$\rho/\text{g cm}^{-3}$	T/K	Ref.	C_{11}	C_{12}	C_{44}
Aluminum	Al	2.6970	298	1	1.0675	0.6041	0.2834
Aluminum antimonide	AlSb	4.3600	300	2	0.8939	0.4427	0.4155
Ammonium bromide	NH ₄ Br	2.4314	300	3	0.3414	0.0782	0.0722
Ammonium chloride	NH ₄ Cl	1.5279	290	4	0.3814	0.0866	0.0903
Argon	Ar	1.7710	4.2	5	0.0529	0.0135	0.0159
Barium fluoride	BaF ₂	4.8860	298	6	0.9199	0.4157	0.2568
Barium nitrate	Ba(NO ₃) ₂	3.2560	293	7	0.2925	0.2065	0.1277
Calcium fluoride	CaF ₂	3.810	298	8	1.6420	0.4398	0.8406
Calcium telluride	CaTe	5.8544	298	9	0.5351	0.3681	0.1994
Cesium	Cs	1.9800	78	10	0.0247	0.0206	0.0148
Cesium bromide	CsBr	4.4560	298	11	0.3063	0.0807	0.0750
Cesium chloride	CsCl	3.9880	298	11	0.3644	0.0882	0.0804
Cesium iodide	CsI	4.5250	298	11	0.2446	0.0661	0.0629
Chromite	FeCr ₂ O ₄	4.4500	RT	12	3.2250	1.4370	1.1670
Chromium	Cr	7.20	298	13	3.398	0.586	0.990
Cobalt oxide	CoO	6.44	298	14	2.6123	1.4699	0.8300
Cobalt zinc ferrite	CoZnFeO ₂	5.43	303	12	2.660	1.530	0.780
Copper	Cu	8.932	298	15	1.683	1.221	0.757
Gallium antimonide	GaSb	5.6137	298	16	0.8839	0.4033	0.4316
Gallium arsenide	GaAs	5.3169	298	17	1.1877	0.5372	0.5944
Gallium phosphide	GaP	4.1297	300	18	1.4120	0.6253	0.7047
Garnet (yttrium-iron)	Y ₃ Fe ₂ (FeO ₄) ₃	5.17	298	19	2.680	1.106	0.766
Germanium	Ge	5.313	298	20	1.2835	0.4823	0.6666
Gold	Au	19.283	296.5	21	1.9244	1.6298	0.4200
Indium antimonide	InSb	5.7890	298	22	0.6720	0.3670	0.3020
Indium arsenide	InAs	5.6720	293	23	0.8329	0.4526	0.3959
Indium phosphide	InP	4.78	RT	24	1.0220	0.5760	0.4600
Iridium	Ir	22.52	300	25	5.80	2.42	2.56
Iron	Fe	7.8672	298	26	2.26	1.40	1.16
Lead	Pb	11.34	296	27	0.4966	0.4231	0.1498
Lead fluoride	PbF ₂	7.79	300	28	0.8880	0.4720	0.2454
Lead nitrate	Pb(NO ₃) ₂	4.547	293	29	0.3729	0.2765	0.1347
Lead telluride	PbTe	8.2379	303.2	30	1.0795	0.0764	0.1343
Lithium	Li	0.5326	298	31	0.1350	0.1144	0.0878
Lithium bromide	LiBr	3.47	RT	32	0.3940	0.1880	0.1910
Lithium chloride	LiCl	2.068	295	33	0.4927	0.2310	0.2495
Lithium fluoride	LiF	2.638	RT	34	1.1397	0.4767	0.6364
Lithium iodide	LiI	4.061	RT	32	0.2850	0.1400	0.1350
Magnesium oxide	MgO	3.579	298	20	2.9708	0.9536	1.5613
Magnetite	Fe ₃ O ₄	5.18	RT	32	2.730	1.060	0.971
Manganese oxide	MnO	5.39	298	35	2.23	1.20	0.79
Mercury telluride	HgTe	8.079	290	36	0.548	0.381	0.204
Molybdenum	Mo	10.2284	273	37	4.637	1.578	1.092
Nickel	Ni	8.91	298	15	2.481	1.549	1.242

CUBIC CRYSTALS

Name	Formula	$\rho/\text{g cm}^{-3}$	T/K	Ref.	C_{11}	C_{12}	C_{44}
Niobium	Nb	8.578	300	38	2.4650	1.3450	0.2873
Palladium	Pd	12.038	300	39	2.2710	1.7604	0.7173
Platinum	Pt	21.50	300	40	3.4670	2.5070	0.7650
Potassium	K	0.851	295	41	0.0370	0.0314	0.0188
Potassium bromide	KBr	2.740	298	11	0.3468	0.0580	0.0507
Potassium chloride	KCl	1.984	298	11	0.4069	0.0711	0.0631
Potassium cyanide	KCN	1.553	RT	32	0.1940	0.1180	0.0150
Potassium fluoride	KF	2.480	295	33	0.6490	0.1520	0.1232
Potassium iodide	KI	3.128	300	42	0.2710	0.0450	0.0364
Pyrite	FeS ₂	5.016	RT	43	3.818	0.310	1.094
Rubidium	Rb	1.58	170	44	0.0296	0.0250	0.0171
Rubidium bromide	RbBr	3.350	300	45	0.3152	0.0500	0.0380
Rubidium chloride	RbCl	2.797	300	45	0.3624	0.0612	0.0468
Rubidium iodide	RbI	3.551	300	45	0.2556	0.0382	0.0278
Silicon	Si	2.331	298	46	1.6578	0.6394	0.7962
Silver	Ag	10.50	300	47	1.2399	0.9367	0.4612
Silver bromide	AgBr	5.585	300	48	0.5920	0.3640	0.0616
Sodium	Na	0.971	299	49	0.0739	0.0622	0.0419
Sodium bromate	NaBrO ₃	3.339	RT	32	0.5450	0.1910	0.1500
Sodium bromide	NaBr	3.202	300	33	0.3970	0.1001	0.0998
Sodium chlorate	NaClO ₃	2.485	RT	50	0.4920	0.1420	0.1160
Sodium chloride	NaCl	2.163	298	11	0.4947	0.1288	0.1287
Sodium fluoride	NaF	2.804	300	51	0.9700	0.2380	0.2822
Sodium iodide	NaI	3.6689	300	52	0.3007	0.0912	0.0733
Spinel	MgAl ₂ O ₄	3.6193	298	53	2.9857	1.5372	1.5758
Strontium fluoride	SrF ₂	4.277	300	54	1.2350	0.4305	0.3128
Strontium nitrate	Sr(NO ₃) ₂	2.989	293	29	0.4255	0.2921	0.1590
Strontium oxide	SrO	4.99	300	55	1.601	0.435	0.590
Strontium titanate	SrTiO ₃	5.123	RT	56	3.4817	1.0064	4.5455
Tantalum	Ta	16.626	298	57	2.6023	1.5446	0.8255
Tantalum carbide	TaC	14.65	RT	58	5.05	0.73	0.79
Thallium bromide	TlBr	7.4529	298	59	0.3760	0.1458	0.0757
Thorium	Th	11.694	300	60	0.7530	0.4890	0.4780
Thorium oxide	ThO ₂	9.991	298	61	3.670	1.060	0.797
Tin telluride	SnTe	6.445	300	62	1.1250	0.0750	0.1172
Titanium carbide	TiC	4.940	RT	107	5.00	1.13	1.75
Tungsten	W	19.257	297	64	5.2239	2.0437	1.6083
Uranium carbide	UC	13.63	300	65	3.200	0.850	0.647
Uranium dioxide	UO ₂	10.97	298	66	3.960	1.210	0.641
Vanadium	V	6.022	300	67	2.287	1.190	0.432
Zinc selenide	ZnSe	5.262	298	68	0.8096	0.4881	0.4405
Zinc sulfide	ZnS	4.088	298	68	1.0462	0.6534	0.4613
Zinc telluride	ZnTe	5.636	298	68	0.7134	0.4078	0.3115
Zirconium carbide	ZrC	6.606	298	63	4.720	0.987	1.593

TETRAGONAL CRYSTALS

Name	Formula	$\rho/\text{g cm}^{-3}$	T/K	Ref.	C_{11}	C_{12}	C_{13}	C_{16}	C_{33}	C_{44}	C_{66}
Ammonium dihydrogen arsenate (ADA)	$\text{NH}_4\text{H}_2\text{AsO}_4$	2.3110	298	69	0.6747	-0.106	0.1652		0.3022	0.0685	0.0639
Ammonium dihydrogen phosphate (ADP)	$\text{NH}_4\text{H}_2\text{PO}_4$	1.8030	293	69	0.6200	-0.050	0.1400		0.3000	0.0910	0.0610
Barium titanate	BaTiO_3	5.9988	298	70	2.7512	1.7897	1.5156		1.6486	0.5435	1.1312
Calcium molybdate	CaMoO_4	4.255	298	79	1.447	0.664	0.466	0.134	1.265	0.369	0.451
Indium	In	7.300	RT	71	0.4450	0.3950	0.4050		0.4440	0.0655	0.1220
Magnesium fluoride	MgF_2	3.177	RT	72	1.237	0.732	0.536		1.770	0.552	0.978
Nickel sulfate hexahydrate	$\text{NiSO}_4 \cdot 6\text{H}_2\text{O}$	2.070	RT	73	0.3209	0.2315	0.0209		0.2931	0.1156	0.1779
Potassium dihydrogen arsenate (KDA)	KH_2AsO_4	2.867	RT	12	0.530	-0.060	-0.020		0.370	0.120	0.070
Potassium dihydrogen phosphate (KDP)	KH_2PO_4	2.388	RT	71	0.7140	-0.049	0.1290		0.5620	0.1270	0.0628
Rubidium dihydrogen phosphate (RDP)	RbH_2PO_4	2.800	298	74	0.5562	-0.064	0.0279		0.4398	0.1142	0.0350
Rutile	TiO_2	4.260	298	75	2.7143	1.7796	1.4957		4.8395	1.2443	1.9477
Tellurium oxide	TeO_2	5.99	RT	76	0.5320	0.4860	0.2120		1.0850	0.2440	0.5520
Tin (white)	Sn	7.29	288	77	0.7529	0.6156	0.4400		0.9552	0.2193	0.2336
Zircon	ZrSiO_4	4.70	RT	78	2.585	1.791	1.542		3.805	0.733	1.113

ORTHORHOMBIC CRYSTALS

Name	Formula	$\rho/\text{g cm}^{-3}$	T/K	Ref.	C_{11}	C_{12}	C_{13}	C_{22}	C_{23}	C_{33}	C_{44}	C_{55}	C_{66}
Acenaphthene	$\text{C}_{12}\text{H}_{10}$	1.220	293	80	0.1380	0.0210	0.0410	0.1262	0.0460	0.1117	0.0265	0.0290	0.0185
Ammonium sulfate	$(\text{NH}_4)_2\text{SO}_4$	1.774	293	81	0.3607	0.1651	0.1580	0.2981	0.1456	0.3534	0.1025	0.0717	0.0974
Aragonite	CaCO_3	2.93	RT	82	1.5958	0.3663	0.0197	0.8697	0.1597	0.8503	0.4132	0.2564	0.4274
Barite	BaSO_4	4.40	RT	82	0.8941	0.4614	0.2691	0.7842	0.2676	1.0548	0.1190	0.2874	0.2778
Benzene	C_6H_6	1.061	250	83	0.0614	0.0352	0.0401	0.0656	0.0390	0.0583	0.0197	0.0378	0.0153
Benzophenone	$(\text{C}_6\text{H}_5)_2\text{CO}$	1.219	RT	32	0.1070	0.0550	0.0169	0.1000	0.0321	0.0710	0.0203	0.0155	0.0353
Bronzite	$(\text{MgFe})\text{SiO}_3$	3.38	RT	78	1.876	0.686	0.605	1.578	0.561	2.085	0.700	0.592	0.544
Calcium sulfate	CaSO_4	2.962	RT	84	0.9382	0.1650	0.1520	1.845	0.3173	1.1180	0.3247	0.2653	0.0926
Celestite	SrSO_4	3.96	RT	12	1.044	0.773	0.605	1.061	0.619	1.286	0.135	0.279	0.266
Cesium sulfate	Cs_2SO_4	4.243	293	81	0.4490	0.1958	0.1815	0.4283	0.1800	0.3785	0.1326	0.1319	0.1323
Fosterite	Mg_2SiO_4	3.224	298	85	3.2848	0.6390	0.6880	1.9980	0.7380	2.3530	0.6515	0.8120	0.8088
Iodic acid	HIO_3	4.630	RT	73	0.3030	0.1194	0.1169	0.5448	0.0548	0.4359	0.1835	0.2193	0.1736
Lithium ammonium tartrate	$\text{LiNH}_4\text{C}_4\text{H}_4\text{O}_6 \cdot 4\text{H}_2\text{O}$	1.71	RT	12	0.3864	0.1655	0.0875	0.5393	0.2007	0.3624	0.1190	0.0667	0.2326
Magnesium sulfate heptahydrate	$\text{MgSO}_4 \cdot 7\text{H}_2\text{O}$	1.68	RT	86	0.325	0.174	0.182	0.288	0.182	0.315	0.078	0.156	0.090
Natrolite	$(\text{Na,Al})\text{SiO}_3$	2.25	RT	78	0.716	0.261	0.297	0.632	0.297	1.378	0.196	0.248	0.423
Nickel sulfate heptahydrate	$\text{NiSO}_4 \cdot 7\text{H}_2\text{O}$	1.948	RT	86	0.353	0.198	0.201	0.311	0.201	0.335	0.091	0.172	0.099
Olivine	$(\text{MgFe})\text{SiO}_3$	3.324	RT	87	3.240	0.590	0.790	1.980	0.780	2.490	0.667	0.810	0.793
Potassium pentaborate	$\text{KB}_5\text{O}_8 \cdot 4\text{H}_2\text{O}$	1.74	RT	71	0.582	0.229	0.174	0.359	0.231	0.255	0.164	0.046	0.057
Potassium sulfate	K_2SO_4	2.665	293	81	0.5357	0.1999	0.2095	0.5653	0.1990	0.5523	0.195	0.1879	0.1424
Rochelle salt	$\text{NaK}(\text{C}_4\text{H}_4\text{O}_6) \cdot 4\text{H}_2\text{O}$	1.79	RT	71	0.255	0.141	0.116	0.381	0.146	0.371	0.134	0.032	0.098
Rubidium sulfate	Rb_2SO_4	3.621	293	81	0.5029	0.1965	0.1999	0.5098	0.1925	0.4761	0.1626	0.1589	0.1407
Sodium ammonium tartrate	$\text{NaNH}_4\text{C}_4\text{H}_4\text{O}_6 \cdot 4\text{H}_2\text{O}$	1.587	RT	12	0.3685	0.2725	0.3083	0.5092	0.3472	0.5541	0.1058	0.0303	0.0870
Sodium tartrate	$\text{Na}_2\text{C}_4\text{H}_4\text{O}_6 \cdot 2\text{H}_2\text{O}$	1.794	RT	12	0.461	0.286	0.320	0.547	0.352	0.665	0.124	0.031	0.098
Strontium formate dihydrate	$\text{Sr}(\text{CHO}_2)_2 \cdot 2\text{H}_2\text{O}$	2.25	RT	12	0.4391	0.1037	-0.149	0.3484	-0.014	0.3746	0.1538	0.1075	0.1724
Sulfur	S	2.07	RT	12	0.240	0.133	0.171	0.205	0.159	0.483	0.043	0.087	0.076
Thallium sulfate	TlSO_4	6.776	293	81	0.4106	0.2573	0.2288	0.3885	0.2174	0.4268	0.1125	0.1068	0.0751
Topaz	$\text{Al}_2\text{SiO}_5(\text{OH, F})_2$	3.52	RT	82	2.8136	1.2582	0.8464	3.8495	0.8815	2.9452	1.0811	1.3298	1.3089
Uranium (alpha)	U	19.0453	293	88	2.1486	0.4622	0.2176	1.9983	1.0764	2.6763	1.2479	0.7379	0.7454
Zinc sulfate heptahydrate	$\text{ZnSO}_4 \cdot 7\text{H}_2\text{O}$	1.970	RT	86	0.3320	0.1720	0.2000	0.2930	0.1980	0.3200	0.0780	0.1530	0.0830

MONOCLINIC CRYSTALS

Name	Formula	$\rho/\text{g cm}^{-3}$	T/K	Ref.	C_{11}	C_{12}	C_{13}	C_{15}	C_{22}
Aegirine	(NaFe)Si ₂ O ₆	3.50	RT	89	1.858	0.685	0.707	0.098	1.813
Anthracene	C ₁₄ H ₁₀	1.258	RT	90	0.0852	0.0672	0.0590	-0.0192	0.1170
Cobalt sulfate heptahydrate	CoSO ₄ ·7H ₂ O	1.948	RT	86	0.335	0.205	0.158	0.016	0.378
Diopside	(CaMg)Si ₂ O ₆	3.31	RT	91	2.040	0.884	0.0883	-0.193	1.750
Dipotassium tartrate	KHC ₄ H ₄ O ₆	1.97	RT	12	0.4294	0.1399	0.3129	-0.0105	0.3460
Feldspar (microceine)	KAlSi ₃ O ₈	2.56	RT	92	0.664	0.438	0.259	-0.033	1.710
Ferrous sulfate heptahydrate	FeSO ₄ ·7H ₂ O	1.898	RT	86	0.349	0.208	0.174	-0.020	0.376
Lithium sulfate monohydrate	Li ₂ SO ₄ ·H ₂ O	2.221	RT	32	0.5250	0.1715	0.1730	-0.0196	0.5060
Naphthalene	C ₁₀ H ₈	1.127	RT	93	0.0780	0.0445	0.0340	-0.006	0.0990
Potassium tartrate	K ₂ C ₄ H ₄ O ₆	1.987	RT	32	0.3110	0.1720	0.1690	0.0287	0.3900
Sodium thiosulfate	Na ₂ S ₂ O ₃	1.7499	RT	12	0.3323	0.1814	0.1875	0.0225	0.2953
Stilbene	(C ₆ H ₅ CH) ₂	1.60	RT	94	0.0930	0.0570	0.0670	-0.003	0.0920
Triglycine sulfate (TGS)	(NH ₂ CH ₂ COOH) ₃ · H ₂ SO ₄	1.68	RT	32	0.4550	0.1720	0.1980	-0.030	0.3210
Name	C_{23}	C_{25}	C_{33}	C_{35}	C_{44}	C_{46}	C_{55}	C_{66}	
Aegirine	0.626	0.094	2.344	0.214	0.692	0.077	0.510	0.474	
Anthracene	0.0375	-0.0170	0.1522	-0.0187	0.0272	0.0138	0.0242	0.0399	
Cobalt sulfate heptahydrate	0.158	-0.018	0.371	-0.047	0.060	0.016	0.058	0.101	
Diopside	0.482	-0.196	2.380	-0.336	0.675	-0.113	0.588	0.705	
Dipotassium tartrate	0.1173	0.0176	0.6816	0.0294	0.0961	-0.0044	0.1270	0.0841	
Feldspar (microceine)	0.192	-0.148	1.215	-0.131	0.143	-0.015	0.238	0.361	
Ferrous sulfate heptahydrate	0.172	-0.019	0.360	-0.014	0.064	0.001	0.056	0.096	
Lithium sulfate monohydrate	0.0368	0.0571	0.5400	-0.0254	0.1400	-0.0054	0.1565	0.2770	
Naphthalene	0.0230	-0.0270	0.1190	0.0290	0.0330	-0.0050	0.0210	0.0415	
Potassium tartrate	0.1330	0.0182	0.5540	0.0710	0.0870	0.0072	0.1040	0.0826	
Sodium thiosulfate	0.1713	0.0983	0.4590	-0.0678	0.0569	-0.0268	0.1070	0.0598	
Stilbene	0.0485	-0.005	0.0790	-0.005	0.0325	0.0050	0.0640	0.0245	
Triglycine sulfate (TGS)	0.2080	-0.0036	0.2630	-0.0500	0.0950	-0.0026	0.1110	0.0620	

HEXAGONAL CRYSTALS

Name	Formula	$\rho/\text{g cm}^{-3}$	T/K	Ref.	C_{11}	C_{12}	C_{13}	C_{33}	C_{55}
Apatite	$\text{Ca}_5(\text{PO}_4)_3(\text{OH,F,Cl})$	3.218	RT	12	1.667	0.131	0.655	1.396	0.663
Beryl	$\text{Be}_3\text{Al}_2\text{Si}_6\text{O}_{18}$	2.68	RT	12	2.800	0.990	0.670	2.480	0.658
Beryllium	Be	1.8477	300	95	2.923	0.267	0.140	3.364	1.625
Beryllium oxide	BeO	3.01	RT	96	4.70	1.68	1.19	4.94	1.53
Cadmium	Cd	8.652	300	97	1.1450	0.3950	0.3990	0.5085	0.1985
Cadmium selenide	CdSe	5.655	298	68	0.7046	0.4516	0.3930	0.8355	0.1317
Cadmium sulfide	CdS	4.824	298	98	0.8431	0.5208	0.4567	0.9183	0.1458
Cobalt	Co	8.836	298	99	3.071	1.650	1.027	3.581	0.755
Dysprosium	Dy	8.560	298	100	0.7466	0.2616	0.2233	0.7871	0.2427
Erbium	Er	9.064	298	100	0.8634	0.3050	0.2270	0.8554	0.2809
Gadolinium	Gd	7.888	298	101	0.6667	0.2499	0.2132	0.7191	0.2089
Hafnium	Hf	12.727	298	102	1.881	0.772	0.661	1.969	0.557
Ice	$\text{H}_2\text{O}(\text{solid})$	0.920	250	103	0.1410	0.0660	0.0624	0.1515	0.0288
Indium	In	7.2788	300	104	0.4535	0.4006	0.4151	0.4515	0.0651
Magnesium	Mg	1.7364	298	105	0.5950	0.2612	0.2180	0.6155	0.1635
Rhenium	Re	21.024	298	100	6.1820	2.7530	2.0780	6.8350	1.6060
Ruthenium	Ru	12.3615	298	100	5.6260	1.8780	1.6820	6.2420	1.8060
Thallium	Tl	11.560	300	106	0.4080	0.3540	0.2900	0.5280	0.0726
Titanium	Ti	4.5063	298	102	1.6240	0.9200	0.6900	1.8070	0.4670
Titanium diboride	TiB_2	4.95	RT	107	6.90	4.10	3.20	4.40	2.50
Yttrium	Y	4.472	300	108	0.7790	0.2850	0.2100	0.7690	0.2431
Zinc	Zn	7.134	295	109	1.6368	0.3640	0.5300	0.6347	0.3879
Zinc oxide	ZnO	5.6760	298	110	2.0970	1.2110	1.0510	2.1090	0.4247
Zinc sulfide	ZnS	4.089	298	96	1.2420	0.6015	0.4554	1.4000	0.2864
Zirconium	Zr	6.505	298	102	1.434	0.728	0.653	1.648	0.320

TRIGONAL CRYSTALS

Name	Formula	$\rho/\text{g cm}^{-3}$	T/K	Ref.	C_{11}	C_{12}	C_{13}	C_{14}	C_{33}	C_{44}
Aluminum oxide	Al_2O_3	3.986	300	111	4.9735	1.6397	1.1220	-0.2358	4.9911	1.4739
Aluminum phosphate	AlPO_4	2.556	RT	73	1.0503	0.2934	0.6927	-0.1271	1.3353	0.2314
Antimony	Sb	6.70	295	112	1.0130	0.3450	0.2920	0.2090	0.4500	0.3930
Bismuth	Bi	9.80	295	112	0.6370	0.2490	0.2470	0.0717	0.3820	0.1123
Calcite	CaCO_3	2.712	300	113	1.4806	0.5578	0.5464	-0.2058	0.8557	0.3269
Hematite	Fe_2O_3	5.240	RT	82	2.4243	0.5464	0.1542	-0.1247	2.2734	0.8569
Lithium niobate	LiNbO_3	4.70	RT	114	2.030	0.530	0.750	0.090	2.450	0.600
Lithium tantalate	LiTaO_3	7.45	RT	114	2.330	0.470	0.800	-0.110	2.750	0.940
Quartz	SiO_2	2.6485	298	115	0.8680	0.0704	0.1191	-0.1804	1.0575	0.5820
Selenium	Se	4.838	300	116	0.1870	0.0710	0.2620	0.0620	0.7410	0.1490
Sodium nitrate	NaNO_3	2.27	RT	12	0.8670	0.1630	0.1600	0.0820	0.3740	0.2130
Tourmaline		3.05	RT	82	2.7066	0.6927	0.0872	-0.0774	1.6070	0.6682

References

1. Thomas, J. F., *Phys. Rev.*, 175, 955–962, 1968.
2. Bolef, D. I. and M. Menes, *J. Appl. Phys.*, 31, 1426–1427, 1960.
3. Garland, C. W. and C. F. Yarnell, *J. Chem. Phys.*, 44, 1112–1120, 1966.
4. Garland, C. W. and R. Renard, *J. Chem. Phys.*, 44, 1130–1139, 1966.
5. Gsänger, M., H. Egger and E. Lüscher, *Phys. Letters*, 27A, 695–696, 1968.
6. Wong, C. and D. E. Schuele, *J. Phys. Chem. Solids*, 29, 1309–1330, 1968.
7. Haussühl, S., *Phys. Stat. Sol.*, 3, 1072–1076, 1963.
8. Wong, C. and D. E. Schuele, *J. Phys. Chem. Solids*, 28, 1225–1231, 1967.
9. McSkimin, H. J. and D. G. Thomas, *J. Appl. Phys.*, 33, 56–59, 1962.
10. Kollarits, F. J. and J. Trivisonno, *J. Phys. Chem. Solids*, 29, 2133–2139, 1968.
11. Slagle, D. D. and H. A. McKinstry, *J. Appl. Phys.*, 38, 446–458, 1967.
12. Hearmon, R. F. S., *Adv. Phys.*, 5, 323–382, 1956.
13. Sumer, A. and J. F. Smith, *J. Appl. Phys.*, 34, 2691–2694, 1963.
14. Alexandrov, K. S. et al., *Sov. Phys. Sol. State*, 10, 1316–1321, 1968.
15. Epstein, S. G. and O. N. Carlson, *Acta Metal.*, 13, 487–491, 1965.
16. McSkimin, H. J., et al., *J. Appl. Phys.*, 39, 4127–4128, 1968.
17. McSkimin, H. J., et al., *J. Appl. Phys.*, 38, 2362–2364, 1967.
18. Weil, R. and W. O. Groves, *J. Appl. Phys.*, 39, 4049–4051, 1968.
19. Bateman, T. B., *J. Appl. Phys.*, 37, 2194–2195, 1966.
20. Bogardus, E. H., *J. Appl. Phys.*, 36, 2504–2513, 1965.
21. Golding, B., S. C. Moss and B. L. Averbach, *Phys. Rev.*, 158, 637–645, 1967.
22. Bateman, T. B., H. J. McSkimin and J. M. Whelan, *J. Appl. Phys.*, 30, 544–545, 1959.
23. Gerlich, D., *J. Appl. Phys.*, 35, 3062, 1964.
24. Hickernell, F. S. and W. R. Gayton, *J. Appl. Phys.*, 37, 462, 1966.
25. MacFarlane, R. E., et al., *Phys. Letters*, 20, 234–235, 1966.
26. Leese, J. and A. E. Lord Jr., *J. Appl. Phys.*, 39, 3986–3988, 1968.
27. Miller, R. A. and D. E. Schuele, *J. Phys. Chem. Solids*, 30, 589–600, 1969.
28. Wasilik, J. H. and M. L. Wheat, *J. Appl. Phys.*, 36, 791–793, 1965.
29. Haussühl, S., *Phys. Stat. Sol.*, 3, 1072–1076, 1963.
30. Houston, B., et al., *J. Appl. Phys.*, 39, 3913–3916, 1968.
31. Trivisonno, J. and C. S. Smith, *Acta Metal.*, 9, 1064–1071, 1961.
32. Alexandrov, K. S. and T. V. Ryzhova, *Sov. Phys. Cryst.*, 6, 228–252, 1961.
33. Lewis, J. T., A. Lehoczy and C. V. Briscoe, *Phys. Rev.*, 161, 877–887, 1967.
34. Drabble, J. R. and R. E. B. Strathen, *Proc. Phys. Soc.*, 92, 1090–1095, 1967.
35. Oliver, D. W., *J. Appl. Phys.*, 40, 893, 1969.
36. Alper, T., and G. A. Saunders, *J. Phys. Chem. Solids*, 28, 1637–1642, 1967.
37. Dickinson, J. M. and P. E. Armstrong, *J. Appl. Phys.*, 38, 602–606, 1967.
38. Bolef, D. I., *J. Appl. Phys.*, 32, 100–105, 1961.
39. Rayne, J. A., *Phys. Rev.*, 112, 1125–1130, 1958.
40. MacFarlane, R. E., et al., *Phys. Letters*, 18, 91–92, 1965.
41. Smith, P. A. and C. S. Smith, *J. Phys. Chem. Solids*, 26, 279–289, 1965.
42. Norwood, M. H. and C. V. Briscoe, *Phys. Rev.*, 112, 45–48, 1958.
43. Simmons, G. and F. Birch, *J. Appl. Phys.*, 34, 2736–2738, 1963.
44. Gutman, E. J. and J. Trivisonno, *J. Phys. Chem. Sol.*, 28, 805–809, 1967.
45. Ghafelehbashi, M., et al., *J. Appl. Phys.*, 41, 652–666, 1970.
46. McSkimin, H. J. and P. Andreatch, Jr., *J. Appl. Phys.*, 35, 2161–2165, 1964.
47. Neighbours, J. R. and G. A. Alers, *Phys. Rev.*, 111, 707–712, 1958.
48. Hidshaw, W., J. T. Lewis, and C. V. Briscoe, *Phys. Rev.*, 163, 876–881, 1967.
49. Daniels, W. B., *Phys. Rev.*, 119, 1246–1252, 1960.
50. Viswanathan, R., *J. Appl. Phys.*, 37, 884–886, 1966.
51. Miller, R. A. and C. S. Smith, *J. Phys. Chem. Sol.*, 25, 1279–1292, 1964.
52. Claytor, R. N. and B. J. Marshall, *Phys. Rev.*, 120, 332–334, 1960.
53. Schreiber, E., *J. Appl. Phys.*, 38, 2508–2511, 1967.
54. Gerlich, D., *Phys. Rev.*, 136, A1366–A1368, 1964.
55. Johnston, D. L., P. H. Thrasher and R. J. Kearney, *J. Appl. Phys.*, 41, 427–428, 1970.
56. Poindexter, E. and A. A. Giardini, *Phys. Rev.*, 110, 1069, 1958.
57. Soga, N., *J. Appl. Phys.*, 37, 3416–3420, 1966.
58. Bartlett, R. W. and C. W. Smith, *J. Appl. Phys.*, 38, 5428–5429, 1967.
59. Morse, G. E. and A. W. Lawson, *J. Phys. Chem. Sol.*, 28, 939–950, 1967.
60. Armstrong, P. E., O. N. Carlson and J. F. Smith, *J. Appl. Phys.*, 30, 36–41, 1959.
61. Macedo, P. M., W. Capps and J. B. Wachtman, *J. Am. Cer. Soc.*, 47, 651, 1964.
62. Beattie, A. G., *J. Appl. Phys.*, 40, 4818–4821, 1969.
63. Chang, R. and L. J. Graham, *J. Appl. Phys.*, 37, 3778–3783, 1966.
64. Lowrie, R. and A. M. Gonas, *J. Appl. Phys.*, 38, 4505–4509, 1967.
65. Graham, L. J., H. Nadler and R. Chang, *J. Appl. Phys.*, 34, 1572–1573, 1963.
66. Wachtman, J. B., Jr., et al., *J. Nucl. Mat.*, 16, 39–41, 1965.
67. Bolef, D. I., *J. Appl. Phys.*, 32, 100–105, 1961.
68. Berlincourt, D., H. Jaffe and L. R. Shiozawa, *Phys. Rev.*, 129, 1009–1017, 1963.
69. Adhav, R. S. J. *Acoust. Soc. Am.*, 43, 835–838, 1968.
70. Berlincourt, D. and H. Jaffe, *Phys. Rev.*, 111, 143–148, 1958.
71. Huntington, H. B., in *Solid State Physics*, Vol. 7, Seitz, F., and Turnbull, D., Ed., pp. 213–285, Academic Press, New York 1958.
72. Cutler, H. R., J. J. Gibson and K. A. McCarthy, *Sol. State Comm.*, 6, 431–433, 1968.
73. Mason, W. P., *Piezoelectric Crystals and Their Application to Ultrasonics*, D. Van Nostrand Co., Inc., New York, 1950.
74. Adhav, R. S., *J. Appl. Phys.*, 40, 2725–2727, 1969.
75. Manghnani, M. H., *J. Geophys. Res.*, 74, 4317–4328, 1969.
76. Uchida, N. and Y. Ohmachi, *J. Appl. Phys.*, 40, 4692–4695, 1969.
77. House, D. G. and E. Y. Vernon, *Br. J. Appl. Phys.*, 11, 254–259, 1960.
78. Ryzhova, T. V., et al., *Bull. Acad. Sci. USSR, Earth Phys. Ser.*, English Transl., no. 2, 111–113, 1966.
79. Alton, W. J. and A. J. Barlow, *J. Appl. Phys.*, 38, 3817–3820, 1967.
80. Michard, F., et al., *C. R. Acad. Sci., Paris*, 265, 565–567, 1967.
81. Haussühl, S., *Acta Cryst.*, 18, 839–842, 1965.
82. Hearmon, R. F. S., *Rev. Mod. Phys.*, 18, 409–440, 1946.
83. Heseltine, J. C. W., D. W. Elliott and O. B. Wilson, *J. Chem. Phys.*, 40, 2584–2587, 1964.
84. Schwerdtner, W. M., et al., *Canad. J. Earth Sci.*, 2, 673–683, 1965.
85. Kumazawa, M. and O. L. Anderson, *J. Geophys. Res.*, 74, 5961–5972, 1969.
86. Alexandrov, K. S., et al., *Sov. Phys. Cryst.*, 7, 753–755, 1963.
87. Verma, R. K., *J. Geophys. Soc.*, 65, 757–766, 1960.
88. McSkimin, H. J. and E. S. Fisher, *J. Appl. Phys.*, 31, 1627–1639, 1960.
89. Alexandrov, K. S. and T. V. Ryzhova, *Bull. Acad. Sci. USSR, Geophys. Ser.*, English Transl., no. 8, 871–875, 1961.
90. Afanaseva, G. K., et al., *Phys. Stat. Sol.*, 24, K61–K63, 1967.
91. Alexandrov, K. S., et al., *Sov. Phys. Cryst.*, 8, 589–591, 1964.
92. Alexandrov, K. S. and T. V. Ryzhova, *Bull. Acad. Sci. USSR, Geophys. Ser.*, English Transl., no. 2, 129–131, 1962.
93. Alexandrov, K. S., et al., *Sov. Phys. Cryst.*, 8, 164–166, 1963.
94. Teslenko, V. F., et al., *Sov. Phys. Cryst.*, 10, 744–747, 1966.
95. Smith, J. F. and C. L. Arbogast, *J. Appl. Phys.*, 31, 99–102, 1960.
96. Cline, C. F., H. L. Dunegan and G. M. Henderson, *J. Appl. Phys.*, 38, 1944–1948, 1967.
97. Chang, Y. A. and L. Himmel, *J. Appl. Phys.*, 37, 3787–3790, 1966.
98. Gerlich, D., *J. Phys. Chem. Solids*, 28, 2575–2579, 1967.
99. McSkimin, H. J., *J. Appl. Phys.*, 26, 406–409, 1955.
100. Fisher, E. S. and D. Dever, *Trans. Met. Soc. AIME*, 239, 48–57, 1967.
101. Fisher, E. S. and D. Dever, *Proc. Conf. Rare Earth Res.*, 6th, Gatlinburg, Tenn., 522–533, 1967.
102. Fisher, E. S. and C. J. Renken, *Phys. Rev.*, 135, A482–A494, 1964.
103. Proctor, T. M., Jr., *J. Acoust. Soc. Am.*, 39, 972–977, 1966.
104. Chandrasekhar, B. S. and J. A. Rayne, *Phys. Rev.*, 124, 1011–1041, 1961.
105. Wazzan, A. R. and L. B. Robinson, *Phys. Rev.*, 155, 586–594, 1967.
106. Ferris, R. W., et al., *J. Appl. Phys.*, 34, 768–770, 1963.
107. Gilman, J. J. and B. W. Roberts, *J. Appl. Phys.*, 32, 1405, 1961.
108. Smith, J. F. and J. A. Gjevne, *J. Appl. Phys.*, 31, 645–647, 1960.
109. Alers, G. A. and J. R. Neighbours, *J. Phys. Chem. Solids*, 7, 58–64, 1968.
110. Bateman, T. B., *J. Appl. Phys.*, 33, 3309–3312, 1962.
111. Tefft, W. E., *J. Res. Natl. Bur. Stand.*, 70A, 277–280, 1966.
112. DeBretteville, Jr., A. et al., *Phys. Rev.*, 148, 575–579, 1966.
113. Dandekar, D. P. and A. L. Ruoff, *J. Appl. Phys.*, 39, 6004–6009, 1968.
114. Warner, A. W., M. Onoe and G. A. Coquin, *J. Acoust. Soc. Am.*, 42, 1223–1231, 1967.
115. McSkimin, H. J., P. Andreatch and R. N. Thurston, *J. Appl. Phys.*, 36, 1624–1632, 1965.
116. Mort, J., *J. Appl. Phys.*, 38, 3414–3415, 1967.

ELECTRICAL RESISTIVITY OF PURE METALS

The first part of this table gives the electrical resistivity, in units of $10^{-8} \Omega \text{ m}$, for 28 common metallic elements as a function of temperature. The data refer to polycrystalline samples. The number of significant figures indicates the accuracy of the values. However, at low temperatures (especially below 50 K) the electrical resistivity is extremely sensitive to sample purity. Thus the low-temperature values refer to samples of specified purity and treatment. The references should be consulted for further information on this point, as well as for values at additional temperatures.

The second part of the table gives resistivity values in the neighborhood of room temperature for other metallic elements that have not been studied over an extended temperature range.

References

1. C. Y. Ho, et al., *J. Phys. Chem. Ref. Data*, 12, 183–322, 1983; 13, 1069–1096, 1984; 13, 1097–1130, 1984, 13, 1131–1172, 1984.
2. R. A. Matula, *J. Phys. Chem. Ref. Data*, 8, 1147–1298, 1979.
3. T. C. Chi, *J. Phys. Chem. Ref. Data*, 8, 339–438, 1979; 8, 439–498, 1979.
4. K. H. Hellwege, Ed., *Landolt-Börnstein Numerical Data and Functional Relationships in Science and Technology*, Group III, Vol. 15, Subvolume a, Springer-Verlag, Heidelberg, 1982.
5. L. A. Hall, *Survey of Electrical Resistivity Measurements on 16 Pure Metals in the Temperature Range 0 to 273 K*, NBS Technical Note 365, U.S. Superintendent of Documents, 1968.

Electrical Resistivity in $10^{-8} \Omega \text{ m}$

<i>T/K</i>	Aluminum	Barium	Beryllium	Calcium	Cesium	Chromium	Copper
1	0.000100	0.081	0.0332	0.045	0.0026		0.00200
10	0.000193	0.189	0.0332	0.047	0.243		0.00202
20	0.000755	0.94	0.0336	0.060	0.86		0.00280
40	0.0181	2.91	0.0367	0.175	1.99		0.0239
60	0.0959	4.86	0.067	0.40	3.07		0.0971
80	0.245	6.83	0.075	0.65	4.16		0.215
100	0.442	8.85	0.133	0.91	5.28	1.6	0.348
150	1.006	14.3	0.510	1.56	8.43	4.5	0.699
200	1.587	20.2	1.29	2.19	12.2	7.7	1.046
273	2.417	30.2	3.02	3.11	18.7	11.8	1.543
293	2.650	33.2	3.56	3.36	20.5	12.5	1.678
298	2.709	34.0	3.70	3.42	20.8	12.6	1.712
300	2.733	34.3	3.76	3.45	21.0	12.7	1.725
400	3.87	51.4	6.76	4.7		15.8	2.402
500	4.99	72.4	9.9	6.0		20.1	3.090
600	6.13	98.2	13.2	7.3		24.7	3.792
700	7.35	130	16.5	8.7		29.5	4.514
800	8.70	168	20.0	10.0		34.6	5.262
900	10.18	216	23.7	11.4		39.9	6.041

<i>T/K</i>	Gold	Hafnium	Iron	Lead	Lithium	Magnesium	Manganese
1	0.0220	1.00	0.0225		0.007	0.0062	7.02
10	0.0226	1.00	0.0238		0.008	0.0069	18.9
20	0.035	1.11	0.0287		0.012	0.0123	54
40	0.141	2.52	0.0758		0.074	0.074	116
60	0.308	4.53	0.271		0.345	0.261	131
80	0.481	6.75	0.693	4.9	1.00	0.557	132
100	0.650	9.12	1.28	6.4	1.73	0.91	132
150	1.061	15.0	3.15	9.9	3.72	1.84	136
200	1.462	21.0	5.20	13.6	5.71	2.75	139
273	2.051	30.4	8.57	19.2	8.53	4.05	143
293	2.214	33.1	9.61	20.8	9.28	4.39	144
298	2.255	33.7	9.87	21.1	9.47	4.48	144
300	2.271	34.0	9.98	21.3	9.55	4.51	144
400	3.107	48.1	16.1	29.6	13.4	6.19	147
500	3.97	63.1	23.7	38.3		7.86	149
600	4.87	78.5	32.9			9.52	151
700	5.82		44.0			11.2	152
800	6.81		57.1			12.8	
900	7.86					14.4	

<i>T/K</i>	Molybdenum	Nickel	Palladium	Platinum	Potassium	Rubidium	Silver
1	0.00070	0.0032	0.0200	0.002	0.0008	0.0131	0.00100
10	0.00089	0.0057	0.0242	0.0154	0.0160	0.109	0.00115
20	0.00261	0.0140	0.0563	0.0484	0.117	0.444	0.0042
40	0.0457	0.068	0.334	0.409	0.480	1.21	0.0539
60	0.206	0.242	0.938	1.107	0.90	1.94	0.162
80	0.482	0.545	1.75	1.922	1.34	2.65	0.289
100	0.858	0.96	2.62	2.755	1.79	3.36	0.418
150	1.99	2.21	4.80	4.76	2.99	5.27	0.726
200	3.13	3.67	6.88	6.77	4.26	7.49	1.029
273	4.85	6.16	9.78	9.6	6.49	11.5	1.467
293	5.34	6.93	10.54	10.5	7.20	12.8	1.587
298	5.47	7.12	10.73	10.7	7.39	13.1	1.617
300	5.52	7.20	10.80	10.8	7.47	13.3	1.629
400	8.02	11.8	14.48	14.6			2.241
500	10.6	17.7	17.94	18.3			2.87
600	13.1	25.5	21.2	21.9			3.53
700	15.8	32.1	24.2	25.4			4.21
800	18.4	35.5	27.1	28.7			4.91
900	21.2	38.6	29.4	32.0			5.64

<i>T/K</i>	Sodium	Strontium	Tantalum	Tungsten	Vanadium	Zinc	Zirconium
1	0.0009	0.80	0.10	0.000016		0.0100	0.250
10	0.0015	0.80	0.102	0.000137	0.0145	0.0112	0.253
20	0.016	0.92	0.146	0.00196	0.039	0.0387	0.357
40	0.172	1.70	0.751	0.0544	0.304	0.306	1.44
60	0.447	2.68	1.65	0.266	1.11	0.715	3.75
80	0.80	3.64	2.62	0.606	2.41	1.15	6.64
100	1.16	4.58	3.64	1.02	4.01	1.60	9.79
150	2.03	6.84	6.19	2.09	8.2	2.71	17.8
200	2.89	9.04	8.66	3.18	12.4	3.83	26.3
273	4.33	12.3	12.2	4.82	18.1	5.46	38.8
293	4.77	13.2	13.1	5.28	19.7	5.90	42.1
298	4.88	13.4	13.4	5.39	20.1	6.01	42.9
300	4.93	13.5	13.5	5.44	20.2	6.06	43.3
400		17.8	18.2	7.83	28.0	8.37	60.3
500		22.2	22.9	10.3	34.8	10.82	76.5
600		26.7	27.4	13.0	41.1	13.49	91.5
700		31.2	31.8	15.7	47.2		104.2
800		35.6	35.9	18.6	53.1		114.9
900			40.1	21.5	58.7		123.1

Element	<i>T/K</i>	Electrical resistivity $10^{-8} \Omega \text{ m}$
Antimony	273	39
Bismuth	273	107
Cadmium	273	6.8
Cerium (β , hex)	290–300	82.8
Cerium (γ , cub)	298	74.4
Cobalt	273	5.6
Dysprosium	290–300	92.6
Erbium	290–300	86.0
Europium	290–300	90.0
Gadolinium	290–300	131
Gallium	273	13.6
Holmium	290–300	81.4
Indium	273	8.0
Iridium	273	4.7
Lanthanum	290–300	61.5
Lutetium	290–300	58.2
Mercury	298	96.1
Neodymium	290–300	64.3
Niobium	273	15.2

Element	<i>T/K</i>	Electrical resistivity $10^{-8} \Omega \text{ m}$
Osmium	273	8.1
Polonium	273	40
Praseodymium	290–300	70.0
Promethium	290–300	75 est.
Protactinium	273	17.7
Rhenium	273	17.2
Rhodium	273	4.3
Ruthenium	273	7.1
Samarium	290–300	94.0
Scandium	290–300	56.2
Terbium	290–300	115
Thallium	273	15
Thorium	273	14.7
Thulium	290–300	67.6
Tin	273	11.5
Titanium	273	39
Uranium	273	28
Ytterbium	290–300	25.0
Yttrium	290–300	59.6

ELECTRICAL RESISTIVITY OF SELECTED ALLOYS

These values were obtained by fitting all available measurements to a theoretical formulation describing the temperature and composition dependence of the electrical resistivity of metals. Some of the values listed here fall in regions of temperature and composition where no actual measurements exist. Details of the procedure may be found in the reference.

Values of the resistivity are given in units of $10^{-8} \Omega \text{ m}$. General comments in the preceding table for pure metals also apply here

Reference

C. Y. Ho, et al., *J. Phys. Chem. Ref. Data*, 12, 183–322, 1983.

Aluminum-Copper						
	100 K	273 K	293 K	300 K	350 K	400 K
Wt % Al						
99 ^a	0.531	2.51	2.74	2.82	3.38	3.95
95 ^a	0.895	2.88	3.10	3.18	3.75	4.33
90 ^b	1.38	3.36	3.59	3.67	4.25	4.86
85 ^b	1.88	3.87	4.10	4.19	4.79	5.42
80 ^b	2.34	4.33	4.58	4.67	5.31	5.99
70 ^b	3.02	5.03	5.31	5.41	6.16	6.94
60 ^b	3.49	5.56	5.88	5.99	6.77	7.63
50 ^b	4.00	6.22	6.55	6.67	7.55	8.52
40 ^c		7.57	7.96	8.10	9.12	10.2
30 ^c		11.2	11.8	12.0	13.5	15.2
25 ^f		16.3	17.2	17.6	19.8	22.2
15 ^b			12.3			
10 ^g	8.71	10.8	11.0	11.1	11.7	12.3
5 ^c	7.92	9.43	9.61	9.68	10.2	10.7
1 ^b	3.22	4.46	4.60	4.65	5.00	5.37

Aluminum-Magnesium						
	100 K	273 K	293 K	300 K	350 K	400 K
Wt % Al						
99 ^c	0.958	2.96	3.18	3.26	3.82	4.39
95 ^c	3.01	5.05	5.28	5.36	5.93	6.51
90 ^c	5.42	7.52	7.76	7.85	8.43	9.02
10 ^b	14.0	17.1	17.4	17.6	18.4	19.2
5 ^b	9.93	13.1	13.4	13.5	14.3	15.2
1 ^a	2.78	5.92	6.25	6.37	7.20	8.03

Copper-Gold						
	100 K	273 K	293 K	300 K	350 K	400 K
Wt % Cu						
99 ^c	0.520	1.73	1.86	1.91	2.24	2.58
95 ^c	1.21	2.41	2.54	2.59	2.92	3.26
90 ^c	2.11	3.29	4.42	3.46	3.79	4.12
85 ^c	3.01	4.20	4.33	4.38	4.71	5.05
80 ^c	3.95	5.15	5.28	5.32	5.65	5.99
70 ^c	5.91	7.12	7.25	7.30	7.64	7.99
60 ^c	8.04	9.18	9.13	9.36	9.70	10.05
50 ^c	9.88	11.07	11.20	11.25	11.60	11.94
40 ^c	11.44	12.70	12.85	12.90	13.27	13.65
30 ^c	12.43	13.77	13.93	13.99	14.38	14.78
25 ^c	12.59	13.93	14.09	14.14	14.54	14.94
15 ^c	11.38	12.75	12.91	12.96	13.36	13.77
10 ^c	9.33	10.70	10.86	10.91	11.31	11.72
5 ^c	5.91	7.25	7.41	7.46	7.87	8.28
1 ^c	2.00	3.40	3.57	3.62	4.03	4.45

Wt % Cu	Copper-Nickel					
	100 K	273 K	293 K	300 K	350 K	400 K
99 ^c	1.45	2.71	2.85	2.91	3.27	3.62
95 ^c	6.19	7.60	7.71	7.82	8.22	8.62
90 ^c	12.08	13.69	13.89	13.96	14.40	14.81
85 ^c	18.01	19.63	19.83	19.90	20.32	20.70
80 ^c	23.89	25.46	25.66	25.72	26.12	26.44
70 ⁱ	35.73	36.67	36.72	36.76	36.85	36.89
60 ⁱ	45.76	45.43	45.38	43.35	45.20	45.01
50 ⁱ	50.22	50.19	50.05	50.01	49.73	49.50
40 ^c	36.77	47.42	47.73	47.82	48.28	48.49
30 ⁱ	26.73	40.19	41.79	42.34	44.51	45.40
25 ^c	22.22	33.46	35.11	35.69	39.67	42.81
15 ^c	13.49	22.00	23.35	23.85	27.60	31.38
10 ^c	9.28	16.65	17.82	18.26	21.51	25.19
5 ^c	5.20	11.49	12.50	12.90	15.69	18.78
1 ^c	1.81	7.23	8.08	8.37	10.63	13.18

Wt % Cu	Copper-Palladium					
	100 K	273 K	293 K	300 K	350 K	400 K
99 ^c	0.91	2.10	2.23	2.27	2.59	2.92
95 ^c	2.99	4.21	4.35	4.40	4.74	5.08
90 ^c	5.69	6.89	7.03	7.08	7.41	7.74
85 ^c	8.30	9.48	9.61	9.66	10.01	10.36
80 ^c	10.74	11.99	12.12	12.16	12.51	12.87
70 ^c	15.67	16.87	17.01	17.06	17.41	17.78
60 ^c	20.45	21.73	21.87	21.92	22.30	22.69
50 ^c	26.07	27.62	27.79	27.86	28.25	28.64
40 ^c	33.53	35.31	35.51	35.57	36.03	36.47
30 ^c	45.03	46.50	46.66	46.71	47.11	47.47
25 ^c	44.12	46.25	46.45	46.52	46.99	47.43
15 ^c	31.79	36.52	36.99	37.16	38.28	39.35
10 ^c	23.00	28.90	29.51	29.73	31.19	32.56
5 ^c	13.09	20.00	20.75	21.02	22.84	24.54
1 ^c	8.97	11.90	12.67	12.93	14.82	16.68

Wt % Cu	Copper-Zinc					
	100 K	273 K	293 K	300 K	350 K	400 K
99 ^b	0.671	1.84	1.97	2.02	2.36	2.71
95 ^b	1.54	2.78	2.92	2.97	3.33	3.69
90 ^b	2.33	3.66	3.81	3.86	4.25	4.63
85 ^b	2.93	4.37	4.54	4.60	5.02	5.44
80 ^b	3.44	5.01	5.19	5.26	5.71	6.17
70 ^b	4.08	5.87	6.08	6.15	6.67	7.19

Wt % Au	Gold-Palladium					
	100 K	273 K	293 K	300 K	350 K	400 K
99 ^c	1.31	2.69	2.86	2.91	3.32	3.73
95 ^c	3.88	5.21	5.35	5.41	5.79	6.17
90 ⁱ	6.70	8.01	8.17	8.22	8.56	8.93
85 ^b	9.14	10.50	10.66	10.72	11.10	11.48
80 ^b	11.23	12.75	12.93	12.99	13.45	13.93
70 ^c	16.44	18.23	18.46	18.54	19.10	19.67
60 ^b	24.64	26.70	26.94	27.02	27.63	28.23
50 ^a	23.09	27.23	27.63	27.76	28.64	29.42
40 ^a	19.40	24.65	25.23	25.42	26.74	27.95
30 ^b	14.94	20.82	21.49	21.72	23.35	24.92
25 ^b	12.72	18.86	19.53	19.77	21.51	23.19
15 ^a	8.54	15.08	15.77	16.01	17.80	19.61
10 ^a	6.54	13.25	13.95	14.20	16.00	17.81
5 ^a	4.58	11.49	12.21	12.46	14.26	16.07
1 ^a	3.01	10.07	10.85	11.12	12.99	14.80

Wt % Au	Gold-Silver					
	100 K	273 K	293 K	300 K	350 K	400 K
99 ^b	1.20	2.58	2.75	2.80	3.22	3.63
95 ^a	3.16	4.58	4.74	4.79	5.19	5.59
90 ⁱ	5.16	6.57	6.73	6.78	7.19	7.58
85 ^j	6.75	8.14	8.30	8.36	8.75	9.15
80 ^j	7.96	9.34	9.50	9.55	9.94	10.33
70 ^j	9.36	10.70	10.86	10.91	11.29	11.68
60 ^j	9.61	10.92	11.07	11.12	11.50	11.87
50 ^j	8.96	10.23	10.37	10.42	10.78	11.14
40 ^j	7.69	8.92	9.06	9.11	9.46	9.81
30 ^a	6.15	7.34	7.47	7.52	7.85	8.19
25 ^a	5.29	6.46	6.59	6.63	6.96	7.30
15 ^a	3.42	4.55	4.67	4.72	5.03	5.34
10 ^a	2.44	3.54	3.66	3.71	4.00	4.31
5 ⁱ	1.44	2.52	2.64	2.68	2.96	3.25
1 ^b	0.627	1.69	1.80	1.84	2.12	2.42

Wt % Fe	Iron-Nickel				
	100 K	273 K	293 K	300 K	400 K
99 ^a	3.32	10.9	12.0	12.4	18.7
95 ^c	10.0	18.7	19.9	20.2	26.8
90 ^c	14.5	24.2	25.5	25.9	33.2
85 ^c	17.5	27.8	29.2	29.7	37.3
80 ^c	19.3	30.1	31.6	32.2	40.0
70 ^b	20.9	32.3	33.9	34.4	42.4
60 ^c	28.6	53.8	57.1	58.2	73.9
50 ^d	12.3	28.4	30.6	31.4	43.7
40 ^d	7.73	19.6	21.6	22.5	34.0
30 ^c	5.97	15.3	17.1	17.7	27.4
25 ^b	5.62	14.3	15.9	16.4	25.1
15 ^c	4.97	12.6	13.8	14.2	21.1
10 ^c	4.20	11.4	12.5	12.9	18.9
5 ^c	3.34	9.66	10.6	10.9	16.1
1 ^b	1.66	7.17	7.94	8.12	12.8

Wt % Ag	Silver-Palladium					
	100 K	273 K	293 K	300 K	350 K	400 K
99 ^b	0.839	1.891	2.007	2.049	2.35	2.66
95 ^b	2.528	3.58	3.70	3.74	4.04	4.34
90 ^b	4.72	5.82	5.94	5.98	6.28	6.59
85 ^k	6.82	7.92	8.04	8.08	8.38	8.68
80 ^k	8.91	10.01	10.13	10.17	10.47	10.78
70 ^k	13.43	14.53	14.65	14.69	14.99	15.30
60 ^l	19.4	20.9	21.1	21.2	21.6	22.0
50 ^k	29.3	31.2	31.4	31.5	32.0	32.4
40 ^m	40.8	42.2	42.2	42.2	42.3	42.3
30 ^b	37.1	40.4	40.6	40.7	41.3	41.7
25 ^k	32.4	36.67	37.06	37.19	38.1	38.8
15 ⁱ	21.0	27.08	26.68	27.89	29.3	30.6
10 ⁱ	14.95	21.69	22.39	22.63	24.3	25.9
5 ^b	8.91	15.98	16.72	16.98	18.8	20.5
1 ^a	3.97	11.06	11.82	12.08	13.92	15.70

^a Uncertainty in resistivity is ± 2%.
^b Uncertainty in resistivity is ± 3%.
^c Uncertainty in resistivity is ± 5%.
^d Uncertainty in resistivity is ± 7% below 300 K and ± 5% at 300 and 400 K.
^e Uncertainty in resistivity is ± 7%.
^f Uncertainty in resistivity is ± 8%.
^g Uncertainty in resistivity is ± 10%.
^h Uncertainty in resistivity is ± 12%.
ⁱ Uncertainty in resistivity is ± 4%.
^j Uncertainty in resistivity is ± 1%.
^k Uncertainty in resistivity is ± 3% up to 300 K and ± 4% above 300 K.
^m Uncertainty in resistivity is ± 2% up to 300 K and ± 4% above 300 K.

PERMITTIVITY (DIELECTRIC CONSTANT) OF INORGANIC SOLIDS

H. P. R. Frederikse

This table lists the permittivity ϵ , frequently called the dielectric constant, of a number of inorganic solids. When the material is not isotropic, the individual components of the permittivity are given. A superscript S indicates a measurement made under constant strain ("clamped" dielectric constant). If the constraint is removed, the measurement yields ϵ^T , the "unclamped" or free dielectric constant.

The temperature of the measurement is given when available; the symbol r.t. indicates a value at nominal room temperature. The

frequency of the measurement is given in the last column (i.r. indicates a measurement in the infrared).

Substances are listed in alphabetical order by chemical formula.

Reference

Young, K. F. and Frederikse, H. P. R., *J. Phys. Chem. Ref. Data*, 2, 313, 1973.

Formula	Name	ϵ_{ijk}	T/K	ν/Hz
Ag ₃ AsS ₃	Silver thioarsenate (Proustite)	$\epsilon_{11}^T = 16.5, \epsilon_{11}^S = 14.5$	r.t.	2×10^7
		$\epsilon_{33}^T = 20.0, \epsilon_{11}^S = 18.0$	r.t.	2×10^7
AgBr	Silver bromide	12.50	r.t.	
AgCN	Silver cyanide	5.6	r.t.	10^6
AgCl	Silver chloride	11.15	r.t.	
AgNO ₃	Silver nitrate	9.0	293	5×10^5
AgNa(NO ₂) ₂	Silver sodium nitrite	4.5 ± 0.5	r.t.	9.4×10^9
Ag ₂ O	Silver oxide	8.8	r.t.	
(AlF) ₂ SiO ₄	Aluminum fluosilicate (topaz)	$\epsilon_{11} = 6.62$	297	7×10^3
		$\epsilon_{22} = 6.58$	297	7×10^3
		$\epsilon_{33} = 6.95$	297	7×10^3
		$\epsilon_{11} = \epsilon_{22} = 9.34$	298	$10^2 - 8 \times 10^9$
Al ₂ O ₃	Aluminum oxide (alumina)	$\epsilon_{33} = 11.54$	298	$10^2 - 8 \times 10^9$
		$\epsilon_{11}^T = 6.05$	r.t.	10^3
AlPO ₄	Aluminum phosphate		r.t.	10^3
AlSb	Aluminum antimonide	11.21	300	i.r.
AsF ₃	Arsenic trifluoride	5.7	r.t.	
BN	Boron nitride	7.1	r.t.	i.r.
BaCO ₃	Barium carbonate	8.53	291	2×10^5
Ba(COOH) ₂	Barium formate	$\epsilon_{11} = 7.9$	r.t.	10^3
		$\epsilon_{22} = 5.9$	r.t.	10^3
		$\epsilon_{33} = 7.5$	r.t.	10^3
BaCl ₂	Barium chloride	9.81	r.t.	
BaCl ₂ · 2H ₂ O	Barium chloride dihydrate	9.00	r.t.	10^3
BaF ₂	Barium fluoride	7.32	292	$5 \times 10^2 - 10^{11}$
Ba(NO ₃) ₂	Barium nitrate	4.95	292	2×10^5
Ba ₂ NaNb ₅ O ₁₅	Barium sodium niobate ("Bananas")	$\epsilon_{11}^S = 222, \epsilon_{11}^T = 235$	296	10^4
		$\epsilon_{22}^S = 227, \epsilon_{22}^T = 247$	296	
		$\epsilon_{33}^S = 32, \epsilon_{33}^T = 51$	296	
BaO	Barium oxide (baria)	34 ± 1	248, 333	60×10^7
BaO ₂	Barium peroxide	10.7	r.t.	2×10^6
BaS	Barium sulfide	19.23	r.t.	7.25×10^6
BaSO ₄	Barium sulfate	11.4	288	10^8
BaSnO ₃	Barium stannate	18	298	25×10^5
BaTiO ₃	Barium titanate	$\epsilon_{11}^T = 3600$	298	10^5
		$\epsilon_{11}^S = 2300$	298	2.5×10^8
		$\epsilon_{33}^T = 150$	298	10^5
		$\epsilon_{33}^S = 80$	298	2.5×10^8
Ba ₆ Ti ₂ Nb ₈ O ₃₀	Barium titanium niobate	$\epsilon_{11} = \epsilon_{22} \approx 190$	298	
		$\epsilon_{33} \approx 220$	298	
BaWO ₄	Barium tungstate	$\epsilon_{11} = \epsilon_{22} = 35.5 \pm 0.2$	297.5	1.6×10^3
		$\epsilon_{33} = 37.2 \pm 0.2$	297.5	1.6×10^3

Formula	Name	ϵ_{ijk}	T/K	ν/Hz
BaZrO ₃	Barium zirconate	43	rt.	
Be ₃ Al ₂ Si ₆ O ₁₈	Beryllium aluminum silicate (Beryl)	$\epsilon_{33} = 5.95$	297	7×10^3
		$\epsilon_{11} = \epsilon_{22} = 6.86$	297	7×10^3
BeCO ₃	Beryllium carbonate	9.7	291	2×10^5
BeO	Beryllium oxide (beryllia)	7.35 ± 0.2	293	2×10^6
BiFeO ₃	Bismuth iron oxide	40 ± 3	300	9.4×10^9
		$\epsilon_{11}^S = 38$	rt.	
Bi ₁₂ GeO ₂₀	Bismuth germanite		rt.	
Bi(GeO ₄) ₃	Bismuth germanate	16	293	
Bi ₂ O ₃	Bismuth sesquioxide	18.2	rt.	2×10^6
Bi ₄ Ti ₃ O ₁₂	Bismuth titanate	112	rt.	10^3
C	Diamond			
	Type I	5.87 ± 0.19	300	10^3
	Type IIa	5.66 ± 0.04	300	10^3
C ₄ H ₄ O ₆	Tartaric acid	$\epsilon_{11} = \epsilon_{22} = 4.3$	298	
		$\epsilon_{33} = 4.5$	298	
		$\epsilon_{13} = 0.55$	298	
C ₆ H ₁₄ N ₂ O ₆	Ethylene diamine tartrate (EDT)	$\epsilon_{11}^T = 5.0$	293	
		$\epsilon_{22}^T = 8.3$	293	
		$\epsilon_{33}^T = 6.0$	293	
		$\epsilon_{13}^T = 0.7$	293	
C ₆ H ₁₂ O ₆ NaBr	Dextrose sodium bromide	$\epsilon_{11}^T = 4.0$	rt.	10^3
(CH ₃ NH ₃)Al(SO ₄) ₂ · 2H ₂ O	Methyl ammonium alum (MASD)	19	197	
Ca ₂ B ₆ O ₁₁ · 5H ₂ O	Colemanite	$\epsilon_{11} = 20$	293	10^3
		$\epsilon_{33} = 25$	293	10^3
CaCO ₃	Calcium carbonate	$\epsilon_{11} = 8.67$	rt.	9.4×10^{10}
		$\epsilon_{22} = 8.69$	rt.	9.4×10^{10}
		$\epsilon_{33} = 8.31$	rt.	9.4×10^{10}
CaCeO ₃	Calcium cerate	21	rt.	
CaF ₂	Calcium fluoride	6.81	300	$5 \times 10^2 - 10^{11}$
CaMoO ₄	Calcium molybdate	$\epsilon_{11} = \epsilon_{22} = 24.0 \pm 0.2$	297.5	<10
		$\epsilon_{33} = 20.0 \pm 0.2$	297.5	<10
Ca(NO ₃) ₂	Calcium nitrate	6.54	292	2×10^5
CaNb ₂ O ₆	Calcium niobate	$\epsilon_{11} = 22.8 \pm 1.9$	rt.	$(5-500) \times 10^3$
Ca ₂ Nb ₂ O ₇	Calcium pyroniobate	~45	rt.	5×10^7
CaO	Calcium oxide	11.8 ± 0.3	283	2×10^6
CaS	Calcium sulfide	6.699	rt.	7.25×10^6
CaSO ₄ · 2H ₂ O	Calcium sulfate dihydrate	$\epsilon_{11} = 5.10$	rt.	
		$\epsilon_{22} = 5.24$	rt.	
		$\epsilon_{33} = 10.30$	rt.	
CaTiO ₃	Calcium titanate	165	rt.	
CaWO ₄	Calcium tungstate	$\epsilon_{11} = \epsilon_{22} = 11.7 \pm 0.1$	297.5	1.59×10^3
		$\epsilon_{33} = 9.5 \pm 0.2$	297.5	1.59×10^3
Cd ₃ As ₂	Cadmium arsenide	$\epsilon_{33} = 18.5$	4	
CdBr ₂	Cadmium bromide	8.6	293	5×10^5
CdF ₂	Cadmium fluoride	8.33 ± 0.08	300	$10^5 - 10^7$
CdS	Cadmium sulfide	$\epsilon_{11} = \epsilon_{22} = 8.7$	300	i.r.
		$\epsilon_{33} = 9.25$	300	i.r.
		$\epsilon_{11} = \epsilon_{22} = 8.37$	8	i.r.
		$\epsilon_{33} = 9.00$	8	i.r.
		$\epsilon_{11}^T = 8.48$	77	10^4
		$\epsilon_{33}^T = 9.48$	77	10^4
		$\epsilon_{11}^S = 9.02, \epsilon_{11}^T = 9.35$	298	10^4
		$\epsilon_{33}^S = 9.53, \epsilon_{33}^T = 10.33$	298	10^4
CdSe	Cadmium selenide	$\epsilon_{11}^S = 9.53, \epsilon_{11}^T = 9.70$	298	10^4

Formula	Name	ϵ_{ijk}	T/K	ν/Hz
		$\epsilon_{33}^S = 10.2, \epsilon_{33}^T = 10.65$	298	10^4
CdTe	Cadmium telluride	$\epsilon_{11} = \epsilon_{22} = 10.60 \pm 0.15$	297	i.r.
		$\epsilon_{33} = 7.05 \pm 0.05$	297	i.r.
$\text{Cd}_2\text{Nb}_2\text{O}_7$	Cadmium pyroniobate	500–580	293	10^3
CeO_2	Cerium oxide	7.0	r.t.	2×10^6
CoNb_2O_6	Cobalt niobate	$\epsilon_{11} = 18.4 \pm 1.1$	r.t.	$(5-500) \times 10^3$
		$\epsilon_{22} = 21.4 \pm 1.1$	r.t.	$(5-500) \times 10^3$
		$\epsilon_{33} = 33.0 \pm 0.7$	r.t.	$(5-500) \times 10^3$
CoO	Cobalt oxide	12.9	298	$10^2 - 10^{10}$
Cr_2O_3	Chromic sesquioxide	$\epsilon_{11} = \epsilon_{22} = 13.3$	298.5	10^3
		$\epsilon_{33} = 11.9$	298.5	10^3
		8	315 (T_N)	6×10^{10}
$\text{CsAl}(\text{SO}_4)_2 \cdot 12\text{H}_2\text{O}$	Cesium alum	5.0	r.t.	$20-20 \times 10^3$
CsBr	Cesium bromide	6.38	298	1.6×10^3
Cs_2CO_3	Cesium carbonate	6.53	291	2×10^5
CsCl	Cesium chloride	7.2	298	
CsH_2AsO_4	Cesium dihydrogen arsenate (CDA)	4.8	273	9.5×10^9
CsH_2PO_4	Cesium dihydrogen phosphate (CDP)	6.15	285	9.5×10^9
$\text{CsH}_3(\text{SeO}_3)_2$	Cesium trihydrogen selenite	$\epsilon_{11} = 80$	273	10^5
		$\epsilon_{22} = 63$	273	10^5
		$\epsilon_{33} = 12$	273	10^5
CsI	Cesium iodide	6.31	298	1.6×10^3
CsNO_3	Cesium nitrate	$\epsilon_{11} = \epsilon_{22} = 9.4$	r.t.	5×10^5
		$\epsilon_{33} = 8.3$	r.t.	5×10^5
CsPbCl_3	Cesium lead chloride	14.37	300	$10^5 - 10^6$
CuBr	Cuprous bromide	8.0	293	5×10^5
CuCl	Cuprous chloride	9.8 ± 0.5	r.t.	10^3
CuO	Cupric oxide	18.1	r.t.	2×10^6
Cu_2O	Cuprous oxide (Cuprite)	7.60 ± 0.06	r.t.	10^5
$\text{CuSO}_4 \cdot 5\text{H}_2\text{O}$	Cupric sulfate pentahydrate	6.60	r.t.	
EuF_2	Europium fluoride	7.7 ± 0.2	298	$(1-300) \times 10^3$
$\text{Eu}_2(\text{MoO}_4)_3$	Europium molybdate	9.5	298	
EuS	Europium sulfide	13.10 ± 0.04	80	$5 \times 10^2 - 10^5$
FeO	Ferrous oxide	14.2	r.t.	2×10^6
Fe_2O_3	Ferric sesquioxide	4.5	r.t.	$10^5 - 10^7$
$\text{Fe}_2\text{O}_3 - \alpha$	Ferric sesquioxide (hematite)	12		6×10^{10}
Fe_3O_4	Ferrosferric oxide (magnetite)	20	r.t.	$10^5 - 10^7$
GaAs	Gallium arsenide	13.13	300	
		12.90	4	i.r.
GaP	Gallium phosphide	11.1	r.t.	
		10.75 ± 0.1	1.6	i.r.
GaSb	Gallium antimonide	15.69	r.t.	
		15.7	4	i.r.
$\text{Gd}_2(\text{MoO}_4)_3$	Gadolinium molybdate	$\epsilon^T = 10$	298	
		$\epsilon^S = 9.5$	298	10^3
Ge	Germanium	16.0 ± 0.3	4	9.2×10^9
		15.8 ± 0.2	r.t.	$500-3 \times 10^{10}$
GeO_2	Germanium dioxide	$\epsilon_{11} = \epsilon_{22} = 7.44$	r.t.	i.r.
HIO_3	Iodic acid	$\epsilon_{11} = 7.5$	r.t.	10^3
		$\epsilon_{22} = 12.4$	r.t.	10^3
		$\epsilon_{33} = 8.1$	r.t.	10^3
$\text{HNH}_4(\text{ClCH}_2\text{COO})_2$	Hydrogen ammonium dichloroacetate	$\epsilon_{[102]} = 5.9$	r.t.	10^5
H_2O	Ice I (P = 0 kbar)	99	243	
	Ice III (P = 3 kbar)	117	243	
	Ice V (P = 5 kbar)	114	243	
	Ice VI (P = 8 kbar)	193	243	
HgCl	Mercurous chloride (Calumel)	$\epsilon_{11} = \epsilon_{22} = 14.0$	r.t.	10^{12}
HgCl_2	Mercuric chloride	6.5	r.t.	10^{12}
HgS	Mercurous sulfide (Cinnabar)	$\epsilon_{11} = \epsilon_{22} = 18.0$	r.t.	i.r.
		$\epsilon_{33} = 32.5$	r.t.	i.r.

Formula	Name	ϵ_{ijk}	T/K	ν/Hz
HgSe	Mercurous selenide	25.6	rt.	10^4-10^6
I ₂	Iodine	$\epsilon_{11} = 6$	rt.	$5 \times 10^4-10^7$
		$\epsilon_{22} = 3$	rt.	$5 \times 10^4-10^7$
		$\epsilon_{33} = 40$	rt.	$5 \times 10^4-10^7$
InAs	Indium arsenide	14.55 ± 0.3	rt.	i.r.
		15.15	4	i.r.
InP	Indium phosphide	12.61	rt.	i.r.
InSb	Indium antimonide	17.88	4	i.r.
KAl(SO ₄) ₂ · 12H ₂ O	Potassium alum	6.5	rt.	$20-20 \times 10^3$
KBr	Potassium bromide	4.88	300	
		4.53	4.2	
KBrO ₃	Potassium bromate	7.3	rt.	2×10^6
KCN	Potassium cyanide	6.15	rt.	2×10^6
K ₂ CO ₃	Potassium carbonate	4.96	291	2×10^5
K ₂ C ₄ H ₄ O ₆ · 1/2 H ₂ O	Dipotassium tartrate (DKT)	$\epsilon_{11} = 6.44$	rt.	
		$\epsilon_{22} = 5.80$	rt.	
		$\epsilon_{33} = 6.49$	rt.	
		$\epsilon_{13} = 0.005$	rt.	
KCl	Potassium chloride	4.86 ± 0.02	rt.	5×10^3
		4.50	4.2	
KClO ₃	Potassium chlorate	5.1	rt.	2×10^6
KClO ₄	Potassium perchlorate	5.9	rt.	2×10^6
K ₂ CrO ₄	Potassium chromate	7.3	rt.	6×10^7
KCr(SO ₄) ₂ · 12H ₂ O	Potassium chrome alum	6.5	100-240	175×10^3
KD ₂ AsO ₄	Potassium dideuterium arsenate (KDDA)	$\epsilon_{11} = 70$	298	
		$\epsilon_{33} = 31$	298	
KD ₂ PO ₄	Potassium dideuterium phosphate (KDDP)	50 ± 2	297	10^3
KF	Potassium fluoride	6.05		2×10^6
KH ₂ AsO ₄	Potassium dihydrogen arsenate (KDA)	$\epsilon_{11} = 60$	298	
		$\epsilon_{33} = 24$	298	
KH ₂ PO ₄	Potassium dihydrogen phosphate (KDP)	46	298	10^3
		$\epsilon_{11} = 42$	rt.	
		$\epsilon_{33} = 21$	rt.	
K ₂ HPO ₄	Dipotassium monohydrogen orthophosphate	9.05	rt.	2×10^6
KI	Potassium iodide	5.00	rt.	9.4×10^{10}
KIO ₃	Potassium iodate	170	255	10^5
		10	293	10^5
		$\epsilon_{[101]} \approx 40,70$	rt.	10^5
		16.85	rt.	2×10^6
(K,H)Al ₃ (SiO ₃) ₃	Mica (muscovite)	5.4	299	$10^2-3 \times 10^9$
(K,H)Mg ₃ Al(SiO ₃) ₃	Mica (Canadian)	$\epsilon_{11} = \epsilon_{22} = 6.9$	298	10^2-10^4
		$\epsilon_{33} = 7.3$	298	10^4
KNO ₂	Potassium nitrite	25	305	
KNO ₃	Potassium nitrate	4.37	293	2×10^5
KNbO ₃	Potassium niobate	700	rt.	
K ₃ PO ₄	Potassium orthophosphate	7.75	rt.	2×10^6
KSCN	Potassium thiocyanate	7.9	rt.	2×10^6
K ₂ SO ₄	Potassium sulfate	6.4	rt.	2×10^6
K ₂ S ₃ O ₆	Potassium trithionate	5.7	293	1.8×10^6
K ₂ S ₄ O ₆	Potassium tetrathionate	5.5	293	1.8×10^6
K ₂ S ₅ O ₆ · H ₂ O	Potassium pentathionate	7.8	293	1.8×10^6
K ₂ S ₆ O ₆	Potassium hexathionate	7.8	293	1.8×10^6
		$\epsilon_{11} = 5.9$	rt.	10^3
K ₂ SeO ₄	Potassium selenate	$\epsilon_{22} = 7.7$	rt.	10^3
		$\epsilon_{11} = \epsilon_{11} \approx 1200$	298	
KSr ₂ Nb ₃ O ₁₅	Potassium strontium niobate	$\epsilon_{33} \approx 800$	298	
		34,000	273	10^4
KTaNbO ₃	Potassium tantalate niobate (KTN)	6,000	293	10^4
		242	298	2×10^5
KTaO ₃	Potassium tantalate	30	rt.	
LaScO ₃	Lanthanum scandate			

Formula	Name	ϵ_{ijk}	T/K	ν/Hz
LiBr	Lithium bromide	12.1	rt.	2×10^6
Li ₂ CO ₃	Lithium carbonate	4.9	291	2×10^5
LiCl	Lithium chloride	11.05	rt.	2×10^6
LiD	Lithium deuteride	14.0 ± 0.5	rt.	i.r.
LiF	Lithium fluoride	9.00	298	$10^2\text{--}10^7$
		9.11	353	$10^2\text{--}10^7$
LiGaO ₂	Lithium metagallate	$\epsilon_{11}^T = 7.0, \epsilon_{22}^T = 6.0$	rt.	
		$\epsilon_{33}^T = 9.5$	rt.	
		$\epsilon_{11}^S = 6.8, \epsilon_{22}^S = 5.8$	rt.	
Li ⁶ H	Lithium-6 hydride	13.2 ± 0.5	rt.	
Li ⁷ H	Lithium-7 hydride	12.9 ± 0.5	rt.	
LiH ₃ (SeO ₃) ₂	Lithium trihydrogen selenite	29	298	10^4
		$\epsilon_{11} = 13.0$	rt.	
		$\epsilon_{22} = 12.9$	rt.	
		$\epsilon_{33} = 46$	rt.	
LiI	Lithium iodide	11.03	rt.	2×10^6
LiIO ₃	Lithium iodate	$\epsilon_{11} = \epsilon_{22} = 65$	294.5	10^3
		$\epsilon_{33} = 554$	298	
LiNH ₄ C ₄ O ₆ · H ₂ O	Lithium ammonium tartrate (LAT)	$\epsilon_{11}^T = 7.2$	298	
		$\epsilon_{22}^T = 8.0$	298	
		$\epsilon_{33}^T = 6.9$	298	
LiNa ₃ CrO ₄ · 6H ₂ O	Lithium trisodium chromate	8.0	rt.	10^3
LiNa ₃ MoO ₄ · 6H ₂ O	Lithium trisodium molybdate	$\epsilon_{11} = 6.7$	rt.	10^3
		$\epsilon_{33} = 5.3$	rt.	10^3
LiNbO ₃	Lithium niobate	$\epsilon_{11} = \epsilon_{22} = 82$	298	10^5
		$\epsilon_{33} = 30$	298	10^5
Li ₂ SO ₄ · H ₂ O	Lithium sulfate monohydrate	$\epsilon_{11} = 5.6$	298	
		$\epsilon_{22} = 10.3$	298	
		$\epsilon_{33} = 6.5$	298	
		$\epsilon_{13} = 0.07$	298	
LiTaO ₃	Lithium tantalate	$\epsilon_{11} = \epsilon_{22} = 53$	rt.	10^5
		$\epsilon_{33} = 46$	rt.	10^5
		$\epsilon_{11}^S = \epsilon_{22}^S = 41$	rt.	
		$\epsilon_{33}^S = 43$	rt.	
		$\epsilon_{11}^T = \epsilon_{22}^T = 51$	rt.	
		$\epsilon_{33}^T = 45$	rt.	
LiTlC ₄ O ₆ · H ₂ O	Lithium thallium tartrate (LTT)	$\epsilon_{11} \approx 20$	80	
Mg ₃ B ₇ O ₁₃ Cl	Magnesium borate monochloride (boracite)	$\epsilon_{11} = 14.1$	rt.	5×10^5
MgCO ₃	Magnesium carbonate	8.1	291	2×10^5
MgNb ₂ O ₆	Magnesium niobate	$\epsilon_{11} = 16.4 \pm 0.5$	rt.	$(5\text{--}500) \times 10^3$
		$\epsilon_{22} = 20.9 \pm 0.5$	rt.	$(5\text{--}500) \times 10^3$
		$\epsilon_{33} = 32.4 \pm 0.5$	rt.	$(5\text{--}500) \times 10^3$
MgO	Magnesium oxide (Periclase)	9.65	298	$10^2\text{--}10^8$
(MgO) _x Al ₂ O ₃	Spinel	8.6	rt.	
MgSO ₄	Magnesium sulfate	8.2	rt.	
MgSO ₄ · 7H ₂ O	Magnesium sulfate heptahydrate	5.46	rt.	
MgTiO ₃	Magnesium titanate	13.5	rt.	
MgWO ₄	Magnesium tungstate	$\epsilon_{11} = 18.0 \pm 1$	rt.	$(5\text{--}500) \times 10^3$
		$\epsilon_{22} = 18.0 \pm 1$	rt.	$(5\text{--}500) \times 10^3$
MnNb ₂ O ₆	Manganese niobate	$\epsilon_{11} = 17.4 \pm 2$	rt.	$(5\text{--}500) \times 10^3$
		$\epsilon_{22} = 16.1 \pm 0.5$	rt.	$(5\text{--}500) \times 10^3$
		$\epsilon_{33} = 30.7 \pm 1$	rt.	$(5\text{--}500) \times 10^3$
MnO	Manganese oxide (Pyrolusite)	12.8	rt.	6×10^{10}
MnO ₂	Manganese dioxide	$\sim 10^4$	298	10^4
Mn ₂ O ₃	Manganese sesquioxide	8	rt.	6×10^{10}
MnWO ₄	Manganese tungstate	$\epsilon_{11} = 19.3 \pm 1.3$	rt.	$(5\text{--}500) \times 10^3$

Formula	Name	ϵ_{ijk}	T/K	ν/Hz
$\text{N}(\text{CH}_3)_4\text{HgBr}_3$	Tetramethylammonium tribromomercurate (TTM)	$\epsilon_{22} = 14.3 \pm 0.5$	rt.	$(5-500) \times 10^3$
		$\epsilon_{33} = 16.5 \pm 1.1$	rt.	$(5-500) \times 10^3$
		~ 10	233-373	
$\text{N}(\text{CH}_3)_4\text{HgI}_3$	Tetramethylammonium triiodo mercurate (TTM)	~ 10	233-373	
$\text{N}_4(\text{CH}_2)_6$	Hexamethylene tetramine (HMTA)	2.6 ± 0.2	rt.	10^9-10^{10}
$(\text{ND}_4)_2\text{BeF}_4$	Deuteroammonium fluoberyllate	$\epsilon_{11} = 10$	rt.	
		$\epsilon_{22} = 9$	rt.	
		$\epsilon_{33} = 9$	rt.	
		$\epsilon_{11} = 9$	rt.	
$(\text{ND}_4)_2\text{SO}_4$	Deuteroammonium sulfate	$\epsilon_{22} = 10$	rt.	
		$\epsilon_{33} = 9$	rt.	
		$\epsilon_{11} = 9$	rt.	
$(\text{NH}_2 \cdot \text{CH}_2\text{COOH})_3 \cdot \text{H}_2\text{SO}_4$	Triglycine sulfate (TGS)	$\epsilon_{11} = 9$	273	10^4
		$\epsilon_{22} = 30$	273	10^4
		$\epsilon_{33} = 6.5$	273	10^4
$(\text{NH}_2 \cdot \text{CH}_2\text{COOH})_3 \cdot \text{H}_2\text{SeO}_4$	Triglycine selenate (TGSe)	200	293	1.6×10^3
$(\text{NH}_2 \cdot \text{CH}_2\text{COOH})_3 \cdot \text{H}_2\text{BeF}_4$	Triglycine fluorberyllate (TGFB)	$\epsilon_{22} = 12$	273	10^4
$\text{NH}_4\text{Al}(\text{SO}_4)_2 \cdot 12\text{H}_2\text{O}$	Ammonium alum	6	rt.	10^{12}
$(\text{NH}_4)_2\text{BeF}_4$	Ammonium fluorberyllate	$\epsilon_{11} = \epsilon_{22} = 7.8$	123	10^5
		$\epsilon_{33} = 7.1$	123	10^5
		$\epsilon_{11} = \epsilon_{22} = 8.8$	293	10^5
		$\epsilon_{33} = 9.2$	293	10^5
NH_4Br	Ammonium bromide	7.1	rt.	7×10^5
NH_4I	Ammonium iodide	9.8	rt.	
$(\text{NH}_4)_2\text{C}_2\text{H}_6\text{O}_6$	Ammonium tartrate	$\epsilon_{11} = 6.45$	rt.	10^3
		$\epsilon_{22} = 6.8$	rt.	10^3
		$\epsilon_{33} = 6.0$	rt.	10^3
		10.0	rt.	10^4
$(\text{NH}_4)_2\text{Cd}_2(\text{SO}_4)_3$	Ammonium cadmium sulfate	10.0	rt.	10^4
NH_4Cl	Ammonium chloride	6.9	rt.	7×10^5
$\text{NH}_4(\text{ClCH}_2\text{COO})$	Ammonium monochloroacetate	5	rt.	2×10^6
$\text{NH}_4\text{Cr}(\text{SO}_4)_2 \cdot 12\text{H}_2\text{O}$	Ammonium chrome alum	6.5	rt.	175×10^3
NH_4HSO_4	Ammonium bisulfate	165	273	5×10^4
$\text{NH}_4\text{H}_2\text{AsO}_4$	Ammonium dihydrogen arsenate (ADA)	5.1	265	9.5×10^9
		$\epsilon_{11} = \epsilon_{22} = 85$	298	10^3
		$\epsilon_{33} = 22$	298	
$\text{NH}_4\text{H}_2\text{PO}_4$	Ammonium dihydrogen phosphate (ADP)	$\epsilon_{11} = \epsilon_{22} = 57.1 \pm 0.6$	294.5	$10^5-35 \times 10^9$
		$\epsilon_{33} = 14.0 \pm 0.3$	294	$10^5-36 \times 10^9$
		$\epsilon_{11} = \epsilon_{22} = 74, \epsilon_{33} = 24$	300	
$\text{NH}_4\text{D}_2\text{PO}_4$	Ammonium dideuterium phosphate (ADDP)			
NH_4NO_3	Ammonium nitrate	10.7	322	$(5-50) \times 10^3$
$(\text{NH}_4)_2\text{SO}_4$	Ammonium sulfate	$\epsilon_{11} = \epsilon_{22} = 8.0$	123	10^5
		$\epsilon_{33} = 6.3$	123	10^5
		$\epsilon_{11} = \epsilon_{22} = 10.0$	293	10^5
		$\epsilon_{33} = 9.3$	293	10^5
$(\text{NH}_4)_2\text{UO}_2(\text{C}_2\text{O}_4)_2$	Ammonium uranyl oxalate	8.03	rt.	$10^4-3.3 \times 10^9$
$(\text{NH}_4)_2\text{UO}_2(\text{C}_2\text{O}_4)_2 \cdot 3\text{H}_2\text{O}$	Ammonium uranyl oxalate trihydrate	6.06	rt.	$10^4-3.3 \times 10^9$
NaBr	Sodium bromide	6.44	298	1.6×10^3
NaBrO_3	Sodium bromate	$\epsilon_{11}^T = 5.70$	298	10^3
NaCN	Sodium cyanide	7.55	293	10^5
NaCO_3	Sodium carbonate	8.75	291	2×10^5
$\text{NaCO}_3 \cdot 10\text{H}_2\text{O}$	Sodium carbonate decahydrate	5.3	rt.	6×10^7
NaCl	Sodium chloride	5.9	298	10^2-10^7
		5.45	4.2	
NaClO_3	Sodium chlorate	$\epsilon_{11}^T = 5.76$	301	10^3
		5.28	rt.	10^3

Formula	Name	ϵ_{ijk}	T/K	ν/Hz
NaClO ₄	Sodium perchlorate	5.76	r.t.	10 ³
NaF	Sodium fluoride	5.08 ± 0.02	r.t.	5 × 10 ³
NaH ₃ (SeO ₃) ₂	Sodium trihydrogen selenite	$\epsilon_{11} \approx 75$	273	2 × 10 ⁵
NaD ₃ (SeO ₃) ₂	Sodium trideuterium selenite	$\epsilon_{11} \approx 220$	273	2 × 10 ⁵
NaI	Sodium iodide	7.28 ± 0.03	r.t.	
NaK(C ₄ H ₂ D ₂ O ₆) · 4D ₂ O	Sodium potassium tartrate tetradeuterate (double deuterated Rochelle salt)	$\epsilon_{11} = 70$ $\epsilon_{22} = 8.9$	273 273	10 ³ 10 ³
NaK(C ₄ H ₄ O ₆) · 4H ₂ O	Sodium potassium tartrate tetrahydrate (Rochelle salt)	$\epsilon_{11} = 170$ $\epsilon_{22} = 9.1$	273 273	10 ³ 10 ³
NaNH ₄ (C ₄ H ₄ O ₆) · 4H ₂ O	Sodium ammonium tartrate (Ammonium Rochelle salt)	$\epsilon_{11} = 8.4$ $\epsilon_{22} = 9.2$ $\epsilon_{33} = 9.5$	298 298 298	
NaNbO ₃	Sodium niobate	$\epsilon_{33} = 670 \pm 13$ $\epsilon_{11} = \epsilon_{22} = 76 \pm 2$	r.t. r.t.	
NaNO ₂	Sodium nitrite	$\epsilon_{11} = 7.4$ $\epsilon_{22} = 5.5$ $\epsilon_{33} = 5.0$	r.t. r.t. r.t.	5 × 10 ⁵ 5 × 10 ⁵ 5 × 10 ⁵
NaNO ₃	Sodium nitrate	6.85	292	2 × 10 ⁵
NaSO ₄	Sodium sulfate	7.90	r.t.	
NaSO ₄ · 10H ₂ O	Sodium sulfate decahydrate	5.0	r.t.	
Na ₂ SO ₄ · 5H ₂ O	Sodium sulfate pentahydrate	7	250–290	300–10 ⁴
Na ₂ UO ₂ (C ₂ O ₄) ₂	Sodium uranyl oxalate	5.18	r.t.	
NdAlO ₃	Neodymium aluminate	17.5	r.t.	
NdScO ₃	Neodymium scandate	27	r.t.	
Ni ₃ B ₇ O ₁₃ I	Nickel iodine boracite	$\epsilon_{11} = 14$	260	
NiNb ₂ O ₆	Nickel niobate	$\epsilon_{11} = 16.0 \pm 0.5$ $\epsilon_{22} = 23.8 \pm 1.8$ $\epsilon_{33} = 31.3 \pm 2.5$	r.t. r.t. r.t.	(5–500) × 10 ³ (5–500) × 10 ³ (5–500) × 10 ³
NiO	Nickel oxide	11.9	298	10 ⁵
NiSO ₄ · 6H ₂ O	Nickel sulfate hexahydrate	$\epsilon_{11} = 6.2$ $\epsilon_{33} = 6.8$	r.t. r.t.	
NiWO ₄	Nickel tungstate	$\epsilon_{11} = 17.4 \pm 2.4$ $\epsilon_{22} = 13.6 \pm 1.0$ $\epsilon_{33} = 19.7 \pm 0.6$	r.t. r.t. r.t.	(5–500) × 10 ³ (5–500) × 10 ³ (5–500) × 10 ³
P	Phosphorous (red)	4.1	r.t.	10 ⁸
	Phosphorous (yellow)	3.6	r.t.	10 ⁸
[P(CH ₃) ₄]HgBr ₃	Tetramethylphosphonium tribromomercurate (TTM)	~10	233–373	
PbBr ₂	Lead bromide	>30	293	(0.5–3) × 10 ⁶
PbCO ₃	Lead carbonate	18.6	288	10.8
Pb(C ₂ H ₃ O ₂) ₂	Lead acetate	2.6	290–295	10 ⁶
PbCl ₂	Lead chloride	33.5	273	(0.5–3) × 10 ⁶
Pb ₂ CoWO ₆	Lead cobalt tungstate	~250	r.t.	
PbF ₂	Lead fluoride	26.3	r.t.	
PbHfO ₃	Lead hafnate	390	300	10 ⁵
		185	400	
PbI ₂	Lead iodide	20.8	293	(0.5–3) × 10 ⁶
Pb ₃ MgNb ₂ O ₉	Lead magnesium niobate	10,000	297	
PbMoO ₄	Lead molybdate	$\epsilon_{11} = 34.0 \pm 0.4$ $\epsilon_{33} = 40.6 \pm 0.2$	297.5 297.5	1.6 ± 10 ³ 1.6 ± 10 ³
Pb(NO ₃) ₂	Lead nitrate	16.8	r.t.	(0.5–3) × 10 ⁶
PbNb ₂ O ₆	Lead niobate	$\epsilon_{33}^T = 180$	298	
PbO	Lead oxide	25.9	r.t.	2 × 10 ⁶
PbS	Lead sulfide (Galena)	190	77	i.r.
		200 ± 35	r.t.	i.r.
PbSO ₄	Lead sulfate	14.3	290–295	10 ⁶
PbSe	Lead selenide	280	r.t.	i.r.
PbTa ₂ O ₆	Lead metatantalate	$\epsilon_{11} = \epsilon_{22} \approx 300$ $\epsilon_{33} = 150$	r.t. r.t.	10 ⁴ 10 ⁴
PbTe	Lead telluride	450	r.t.	i.r.

Formula	Name	ϵ_{ijk}	T/K	ν/Hz
		40	77	$10^4\text{--}15 \times 10^4$
		430	4.2	$10^4\text{--}15 \times 10^4$
PbTiO ₃	Lead titanate	~200	rt.	10^3
PbWO ₄	Lead tungstate	$\epsilon_{11} = \epsilon_{22} = 23.6 \pm 0.3$	297.5	1.59×10^3
		$\epsilon_{33} = 31.0 \pm 0.4$	297.5	1.59×10^3
Pb(Zn _{1/3} Nb _{2/3})O ₃	Lead zinc niobate	7	300	$10^3, 300 \times 10^3$
PbZrO ₃	Lead zirconate	200	400	
RbAl(SO ₄) ₂ · 12H ₂ O	Rubidium alum	5.1	rt.	10^{12}
RbBr	Rubidium bromide	4.83	300	
Rb ₂ CO ₃	Rubidium carbonate	4.87 ± 0.02	rt.	5×10^3
RbCl	Rubidium chloride	4.91 ± 0.02	rt.	5×10^3
RbCr(SO ₄) ₂ · 12H ₂ O	Rubidium chrome alum	5.0	rt.	10^{12}
RbF	Rubidium fluoride	5.91	rt.	2×10^6
RbHSO ₄	Rubidium bisulfate	$\epsilon_{11} = 7$	rt.	10^5
		$\epsilon_{22} = 8$	rt.	10^5
		$\epsilon_{33} = 10$	rt.	10^5
RbH ₂ AsO ₄	Rubidium dihydrogen arsenate (RDA)	3.90	273	9.5×10^9
RbH ₂ PO ₄	Rubidium dihydrogen phosphate (RDP)	6.15	285	9.5×10^9
RbI	Rubidium iodide	4.94 ± 0.02	rt.	5×10^3
RbInSO ₄	Rubidium indium sulfate	6.85	rt.	
RbNO ₃	Rubidium nitrate	20—380	433—488	10^6
		30	488—538	10^6
S	Sulfur	$\epsilon_{11} = 3.75$	298	$10^2\text{--}10^3$
		$\epsilon_{22} = 3.95$	298	$10^2\text{--}10^3$
		$\epsilon_{33} = 4.44$	298	$10^2\text{--}10^3$
	sublimed	3.69	298	$10^2\text{--}10^3$
SC(NH ₂) ₂	Thiourea	$\epsilon_{11} = \epsilon_{22} \approx 3$	77—300	10^3
		$\epsilon_{22} = 35$	300	10^3
Sb ₂ O ₃	Antimonous sesquioxide	12.8	rt.	$(1.5\text{--}2) \times 10^3$
Sb ₂ S ₃	Antimonous sulfide (stibnite)	$\epsilon_{11} = \epsilon_{33} = 15$	rt.	10^3
		$\epsilon_{33} = 180$	rt.	10^3
Sb ₂ Se ₃	Antimonous selenide	~110	rt.	$(10\text{--}16.5) \times 10^9$
SbSI	Antimonous sulfide iodide	2000	273	10^5
		$\epsilon_{11} = \epsilon_{22} \approx 25$	rt.	$10^3\text{--}10^5$
		$\epsilon_{33} \approx 5 \times 10^4$	295	$10^3\text{--}10^5$
Se	Selenium (monocrystal)	$\epsilon_{11} = \epsilon_{22} = 11$	300	24×10^9
		$\epsilon_{33} = 21$	300	24×10^9
	(amorphous)	6.0	298	$10^2\text{--}10^{10}$
Si	Silicon	12.1	4.2	$10^7\text{--}10^9$
SiC	Silicon carbide			
	cubic	9.72	rt.	i.r.
	6H	$\epsilon_{11} = \epsilon_{22} = 9.66$	rt.	i.r.
		$\epsilon_{33} = 10.03$	rt.	i.r.
		9.7 ± 0.1	1.8	i.r.
Si ₃ N ₄	Silicon nitride	4.2 (film)	rt.	10^3
SiO	Silicon monoxide	5.8	rt.	10^3
SiO ₂	Silicon dioxide	$\epsilon_{11} = 4.42$	rt.	9.4×10^{10}
		$\epsilon_{22} = 4.41$	rt.	9.4×10^{10}
		$\epsilon_{33} = 4.60$	rt.	9.4×10^{10}
Sm ₂ (MoO ₄) ₃	Samarium molybdate	12	298	
SnO ₂	Stannic dioxide	$\epsilon_{11} = \epsilon_{22} = 14 \pm 2$	rt.	$10^4\text{--}10^{10}$
		$\epsilon_{33} = 9.0 \pm 0.5$	rt.	$10^4\text{--}10^{10}$
SnSb	Tin antimonide	147	rt.	$10^4\text{--}10^6$
SnTe	Tin telluride	1770 ± 300	rt.	i.r.
Sr(COOH) ₂ · 2H ₂ O	Strontium formate dihydrate	6.1	rt.	10^3
SrCO ₃	Strontium carbonate	8.85	298	2×10^5
SrCl ₂	Strontium chloride	9.19	rt.	
SrCl ₂ · 6H ₂ O	Strontium chloride hexahydrate	8.52	rt.	
SrF ₂	Strontium fluoride	6.50	300	$5 \times 10^2\text{--}10^{11}$
SrMoO ₄	Strontium molybdate	$\epsilon_{11} = \epsilon_{22} = 31.7 \pm 0.2$	297.5	1.59×10^3

Formula	Name	ϵ_{ijk}	T/K	ν/Hz
		$\epsilon_{33} = 41.7 \pm 0.2$	297.5	1.59×10^3
$\text{Sr}(\text{NO}_3)_2$	Strontium nitrate	5.33	292	2×10^5
$\text{Sr}_2\text{Nb}_2\text{O}_7$	Strontium niobate	$\epsilon_{11} = 75$	r.t.	10^3
		$\epsilon_{22} = 46$	r.t.	10^3
		$\epsilon_{33} = 43$	r.t.	10^3
SrO	Strontium oxide	13.3 ± 0.3	273	2×10^6
SrS	Strontium sulfide	11.3	r.t.	7.25×10^6
SrSO_4	Strontium sulfate	11.5	r.t.	
SrTiO_3	Strontium titanate	332	298	10^3
		2080	78	10^3
SrWO_4	Strontium tungstate	$\epsilon_{11} = \epsilon_{22} = 25.7 \pm 0.2$	297.5	1.6×10^3
		$\epsilon_{33} = 34.1 \pm 0.2$	297.5	1.6×10^3
Ta_2O_5	Tantalum pentoxide (tantala)			
	α phase	$\epsilon_{11} = \epsilon_{22} = 30$	77	10^3
		$\epsilon_{33} = 65$	77	10^3
	β phase	24	292	10^3
$\text{Tb}(\text{MoO}_4)_3$	Terbium molybdate	11	298	
		$\epsilon_{11} = \epsilon_{22} = 33$	100–200	9.4×10^9
		$\epsilon_{33} = 53$	100–200	9.4×10^9
Te	Tellurium	$\epsilon_{11} = \epsilon_{22} = 33$	r.t.	
		$\epsilon_{33} = 54$	r.t.	
	polycrystalline	27.5	r.t.	i.r.
	monocrystalline	28.0	r.t.	i.r.
ThO_2	Thorium dioxide	18.9 ± 0.4	r.t.	3×10^5
TiO_2	Titanium dioxide (rutile)	$\epsilon_{11} = \epsilon_{22} = 86$	300	10^4 – 10^6
		$\epsilon_{33} = 170$	300	10^4 – 10^6
Ti_2O_3	Titanium sesquioxide	30	77	6×10^{10}
TlBr	Thallium bromide	30	293	10^3 – 10^7
TlCl	Thallos chloride	32.2 ± 0.2	293	10^3 – 10^5
TlI	Thallos iodide (orthorhombic)	20.7 ± 0.2	293	10^4
		37.3	193	10^7
TlNO ₃	Thallos nitrate	16.5	293	5×10^5
TlSO ₄	Thallos sulfate	25.5	293	5×10^5
UO ₂	Uranium dioxide	24	r.t.	3×10^5
WO ₃	Tungsten trioxide	300		
YMnO ₃	Yttrium manganate	20	r.t.	2×10^7
Y ₂ O ₃	Yttrium sesquioxide	10	r.t.	10^6
YbMnO ₃	Ytterbium manganate	20	r.t.	2×10^7
Yb ₂ O ₃	Ytterbium sesquioxide	5.0 (film)	r.t.	10^3
ZnO	Zinc monoxide	$\epsilon_{11}^S = 8.33$	r.t.	
		$\epsilon_{33}^S = 8.84$	r.t.	
		$\epsilon_{11}^T = 9.26$	r.t.	
		$\epsilon_{33}^T = 11.0$	r.t.	
		$\epsilon_{11} = 9.26$	r.t.	
		$\epsilon_{33} = 8.2$	r.t.	
		8.15	r.t.	i.r.
ZnS	Zinc sulfide	$\epsilon_{11}^S = 8.08 \pm 2\%$	77	10^4
		$\epsilon_{11}^S = 8.32 \pm 2\%$	298	10^4
		$\epsilon_{11}^T = 8.14 \pm 2\%$	77	10^4
		$\epsilon_{11}^T = 8.37 \pm 2\%$	298	10^4
ZnSe	Zinc selenide	$\epsilon_{11}^T = \epsilon_{11}^S = 9.12 \pm 2\%$	298	10^4
ZnTe	Zinc telluride	$\epsilon_{11}^T = \epsilon_{11}^S = 10.10 \pm 2\%$	r.t.	
ZnWO ₄	Zinc tungstate	$\epsilon_{22} = 16.1 \pm 0.5$	r.t.	$(5-500) \times 10^3$
ZrO ₂	Zirconium dioxide (zirconia)	12.5	r.t.	2×10^6

CURIE TEMPERATURE OF SELECTED FERROELECTRIC CRYSTALS

H. P. R. Frederikse

The following table lists the major ferroelectric crystals and their Curie temperatures, T_C .

Reference

Young, K. F. and Frederikse, H. P. R., *J. Phys. Chem. Ref. Data*, 2, 313, 1973.

Name or acronym	Formula	T_C /K
<i>Potassium dihydrogen phosphate group</i>		
KDP	KH_2PO_4	123
KDA	KH_2AsO_4	97
KDDP	KD_2PO_4	213
KDDA	KD_2AsO_4	162
RDP	RbH_2PO_4	146
RDA	RbH_2AsO_4	111
RDDP	RbD_2PO_4	218
RDDA	RbD_2AsO_4	178
CDP	CsH_2PO_4	159
CDA	CsH_2AsO_4	143
CDDA	CsD_2AsO_4	212
<i>Rochelle salt group</i>		
Rochelle salt	$\text{NaKC}_4\text{H}_4\text{O}_6 \cdot 4\text{H}_2\text{O}$	255–297
Deuterated Rochelle salt	$\text{NaKC}_4\text{H}_2\text{D}_2\text{O}_6 \cdot 4\text{H}_2\text{O}$	251–308
Ammonium Rochelle salt	$\text{NaNH}_4\text{C}_4\text{H}_4\text{O}_6 \cdot 4\text{H}_2\text{O}$	109
LAT	$\text{LiNH}_4\text{C}_4\text{H}_4\text{O}_6 \cdot \text{H}_2\text{O}$	106
<i>Triglycine sulfate group</i>		
TGS	$(\text{NH}_2\text{CH}_2\text{COOH})_3 \cdot \text{H}_2\text{SO}_4$	322
TGSe	$(\text{NH}_2\text{CH}_2\text{COOH})_3 \cdot \text{H}_2\text{SeO}_4$	295
TGFB	$(\text{NH}_2\text{CH}_2\text{COOH})_3 \cdot \text{H}_2\text{BeF}_4$	346
AFB	$(\text{NH}_4)_2\text{BeF}_4$	176
HADA	$\text{HNH}_4(\text{ClCH}_2\text{COO})_2$	128
<i>Perovskites and related compounds</i>		
Barium titanate	BaTiO_3	406, 278, 193
Lead titanate	PbTiO_3	765
Potassium niobate	KNbO_3	712
Potassium tantalate niobate	$\text{KTa}_{2/3}\text{Nb}_{1/3}\text{O}_3$	241, 220, 170
Lithium niobate	LiNbO_3	1483
Lithium tantalate	LiTaO_3	891
Barium titanium niobate	$\text{Ba}_6\text{Ti}_2\text{Nb}_8\text{O}_{30}$	521
Ba-Na niobate ("Bananas")	$\text{Ba}_2\text{NaNb}_5\text{O}_{15}$	833
Potassium iodate	KIO_3	485, 343, 257–263, 83
Lithium iodate	LiIO_3	529
Potassium nitrate	KNO_3	397
Sodium nitrate	NaNO_3	548
Rubidium nitrate	RbNO_3	437–487
<i>Miscellaneous compounds</i>		
Cesium trihydrogen selenite	$\text{CsH}_3(\text{SeO}_3)_2$	143
Lithium trihydrogen selenite	$\text{LiH}_3(\text{SeO}_3)_2$	$T_C > T_{\text{mp}}$
Potassium selenate	K_2SeO_4	93
Methyl ammonium alum (MASD)	$\text{CH}_3\text{NH}_3\text{Al}(\text{SO}_4)_2 \cdot 12\text{H}_2\text{O}$	177
Ammonium cadmium sulfate	$(\text{NH}_4)_2\text{Cd}_2(\text{SO}_4)_3$	95
Ammonium bisulfate	$(\text{NH}_4)\text{HSO}_4$	271
Ammonium sulfate	$(\text{NH}_4)_2\text{SO}_4$	224
Ammonium nitrate	NH_4NO_3	398, 357, 305, 255
Colemanite	$\text{CaB}_3\text{O}_4(\text{OH})_3 \cdot \text{H}_2\text{O}$	266
Cadmium pyroniobite	$\text{Cd}_2\text{Nb}_2\text{O}_7$	185
Gadolinium molybdate	$\text{Gd}_2(\text{MoO}_4)_3$	432

PROPERTIES OF ANTIFERROELECTRIC CRYSTALS

H. P. R. Frederikse

Some important antiferroelectric crystals are listed here with their Curie Temperatures T_c . The last column gives the constant T_0 which appears in the Curie-Weiss law describing the dielectric constant of these materials above the Curie Temperature:

$$\epsilon = \text{const.}/(T - T_0)$$

Name or acronym	Formula	T_c /K	T_0 /K
ADP	$\text{NH}_4\text{H}_2\text{PO}_4$	148	
ADA	$\text{NH}_4\text{H}_2\text{AsO}_4$	216	
ADDP	$\text{NH}_4\text{D}_2\text{PO}_4$	242, 245	
ADDA	$\text{NH}_4\text{D}_2\text{AsO}_4$	299	
A_d DDP	$\text{ND}_4\text{D}_2\text{PO}_4$	243	
A_d DDA	$\text{ND}_4\text{D}_2\text{AsO}_4$	304	
Sodium niobate	NaNbO_3	911, 793	
Lead hafnate	PbHfO_3	476	378
Lead zirconate	PbZrO_3	503	475
Lead metaniobate	PbNb_2O_6	843	530
Lead metatantalate	PbTa_2O_6	543	533
Tungsten trioxide	WO_3	1010	
Potassium strontium niobate	$\text{KSr}_2\text{Nb}_5\text{O}_{15}$	427	413
Sodium nitrite	NaNO_2	437	437
Sodium trihydrogen selenite	$\text{NaH}_3(\text{SeO}_3)_2$	193	192
Sodium trideuterium selenite	$\text{NaD}_3(\text{SeO}_3)_2$	271	245
Ammonium trihydrogen periodate	$(\text{NH}_4)_2\text{H}_3\text{IO}_6$	245	

DIELECTRIC CONSTANTS OF GLASSES

Type	Dielectric constant at 100 MHz (20°C)	Volume resistivity (In MΩ cm at 350°C)	Loss factor ^a
Corning 0010	6.32	10	0.015
Corning 0080	6.75	0.13	0.058
Corning 0120	6.65	100	0.012
Pyrex 1710	6.00	2,500	0.025
Pyrex 3320	4.71	—	0.019
Pyrex 7040	4.65	80	0.013
Pyrex 7050	4.77	16	0.017
Pyrex 7052	5.07	25	0.019
Pyrex 7060	4.70	13	0.018
Pyrex 7070	4.00	1,300	0.0048
Vycor 7230	3.83	—	0.0061
Pyrex 7720	4.50	16	0.014
Pyrex 7740	5.00	4	0.040
Pyrex 7750	4.28	50	0.011
Pyrex 7760	4.50	50	0.0081
Vycor 7900	3.9	130	0.0023
Vycor 7910	3.8	1,600	0.00091
Vycor 7911	3.8	4,000	0.00072
Corning 8870	9.5	5,000	0.0085
G. E. Clear (silica glass)	3.81	4,000–30,000	0.00038
Quartz (fused)	3.75 (4.1 at 1 MHz)	—	0.0002 (1 MHz)

^a Power factor × dielectric constant equals loss factor.

PROPERTIES OF SUPERCONDUCTORS

L. I. Berger and B. W. Roberts

The following tables include superconductive properties of selected elements, compounds, and alloys. Individual tables are given for thin films, elements at high pressures, superconductors with high critical magnetic fields, and high critical temperature superconductors.

The historically first observed and most distinctive property of a superconductive body is the near total loss of resistance at a critical temperature (T_c) that is characteristic of each material. Figure 1(a) below illustrates schematically two types of possible transitions. The sharp vertical discontinuity in resistance is indicated

of that found for a single crystal of a very pure element or one of a few well annealed alloy compositions. The broad transition, illustrated by broken lines, suggests the transition shape seen for materials that are not homogeneous and contain unusual strain distributions. Careful testing of the resistivity limit for superconductors shows that it is less than 4×10^{-23} ohm cm, while the lowest resistivity observed in metals is of the order of 10^{-13} ohm cm. If one compares the resistivity of a superconductive body to that of copper at room temperature, the superconductive body is at least 10^{17} times less resistive.

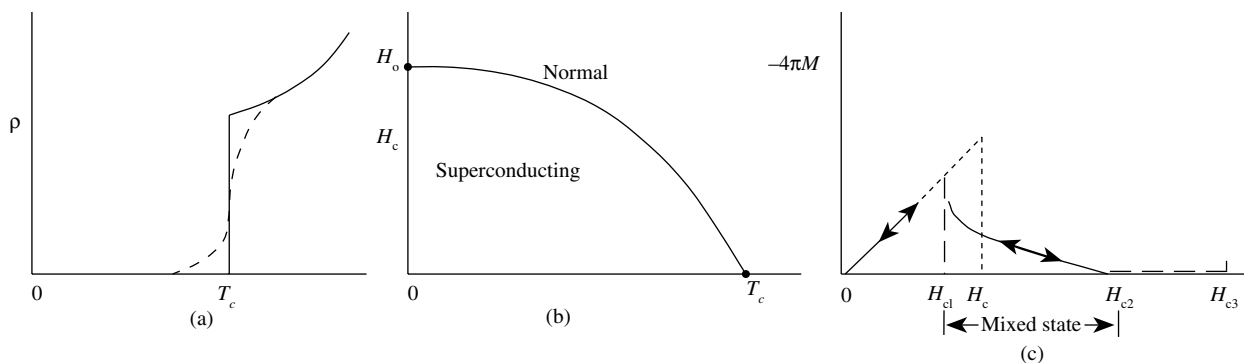


FIGURE 1. Physical properties of superconductors. (a) Resistivity vs. temperature for a pure and perfect lattice (solid line); impure and/or imperfect lattice (broken line). (b) Magnetic-field temperature dependence for Type-I or "soft" superconductors. (c) Schematic magnetization curve for "hard" or Type-II superconductors.

The temperature interval ΔT_c , over which the transition between the normal and superconductive states takes place, may be of the order of as little as 2×10^{-5} K or several K in width, depending on the material state. The narrow transition width was attained in 99.9999% pure gallium single crystals.

A Type-I superconductor below T_c , as exemplified by a pure metal, exhibits perfect diamagnetism and excludes a magnetic field up to some critical field H_c , whereupon it reverts to the normal state as shown in the H - T diagram of Figure 1(b).

The magnetization of a typical high-field superconductor is shown in Figure 1(c). The discovery of the large current-carrying capability of Nb_3Sn and other similar alloys has led to an extensive study of the physical properties of these alloys. In brief, a high-field superconductor, or Type-II superconductor, passes from the perfect diamagnetic state at low magnetic fields to a mixed state and finally to a sheathed state before attaining the normal resistive state of the metal. The magnetic field values separating the four stages are given as H_{c1} , H_{c2} , and H_{c3} . The superconductive state below H_{c1} is perfectly diamagnetic, identical to the state of most pure metals of the "soft" or Type-I superconductor. Between H_{c1} and H_{c2} a "mixed superconductive state" is found in which fluxons (a minimal unit of magnetic flux) create lines of normal flux in a superconductive matrix. The volume of the normal state is proportional to $-4\pi M$ in the "mixed state" region. Thus at H_{c2} the fluxon density has become so great as to drive the interior volume of the superconductive body completely normal. Between H_{c2} and H_{c3} the superconductor has a sheath of current-carrying superconductive material at the body surface, and above H_{c3} the normal state exists. With several types of careful measurement, it is possible to determine H_{c1} , H_{c2} , and H_{c3} . Table 6 contains some of the available data on high-field superconductive materials.

High-field superconductive phenomena are also related to specimen dimension and configuration. For example, the Type-I superconductor, Hg, has entirely different magnetization behavior in high magnetic fields when contained in the very fine sets of filamentary tunnels found in an unprocessed Vycor glass. The great majority of superconductive materials are Type-II. The elements in very pure form and a very few precisely stoichiometric and well annealed compounds are Type I with the possible exceptions of vanadium and niobium.

Metallurgical Aspects. The sensitivity of superconductive properties to the material state is most pronounced and has been used in a reverse sense to study and specify the detailed state of alloys. The mechanical state, the homogeneity, and the presence of impurity atoms and other electron-scattering centers are all capable of controlling the critical temperature and the current-carrying capabilities in high-magnetic fields. Well annealed specimens tend to show sharper transitions than those that are strained or inhomogeneous. This sensitivity to mechanical state underlines a general problem in the tabulation of properties for superconductive materials. The occasional divergent values of the critical temperature and of the critical fields quoted for a Type-II superconductor may lie in the variation in sample preparation. Critical temperatures of materials studied early in the history of superconductivity must be evaluated in light of the probable metallurgical state of the material, as well as the availability of less pure starting elements. It has been noted that recent work has given extended consideration to the metallurgical aspects of sample preparation.

Symbols in tables: T_c : Critical temperature; H_0 : Critical magnetic field in the $T = 0$ limit; θ_D : Debye temperature; and γ : Electronic specific heat.

TABLE 1. Selective Properties of Superconductive Elements

Element	T_c (K)	H_0 (oersted)	θ_D (K)	γ (mJ mol ⁻¹ K ⁻¹)
Al	1.175 ± 0.002	104.9 ± 0.3	420	1.35
Am* (α,?)	0.6			
Am* (β,?)	1.0			
Be	0.026			0.21
Cd	0.517 ± 0.002	28 ± 1	209	0.69
Ga	1.083 ± 0.001	58.3 ± 0.2	325	0.60
Ga (β)	5.9, 6.2	560		
Ga (γ)	7	950, HF ^a		
Ga (Δ)	7.85	815, HF		
Hf	0.128	12.7		2.21
Hg (α)	4.154 ± 0.001	411 ± 2	87, 71.9	1.81
Hg (β)	3.949	339	93	1.37
In	3.408 ± 0.001	281.5 ± 2	109	1.672
Ir	0.1125 ± 0.001	16 ± 0.05	425	3.19
La (α)	4.88 ± 0.02	800 ± 10	151	9.8
La (β)	6.00 ± 0.1	1096, 1600	139	11.3
Lu	0.1 ± 0.03	350 ± 50		
Mo	0.915 ± 0.005	96 ± 3	460	1.83
Nb	9.25 ± 0.02	2060 ± 50, HF	276	7.80
Os	0.66 ± 0.03	70	500	2.35
Pa	1.4			
Pb	7.196 ± 0.006	803 ± 1	96	3.1
Re	1.697 ± 0.006	200 ± 5	4.5	2.35
Ru	0.49 ± 0.015	69 ± 2	580	2.8
Sn	3.722 ± 0.001	305 ± 2	195	1.78
Ta	4.47 ± 0.04	829 ± 6	258	6.15
Tc	7.8 ± 0.1	1410, HF	411	6.28
Th	1.38 ± 0.02	1.60 ± 3	165	4.32
Ti	0.40 ± 0.04	56	415	3.3
Tl	2.38 ± 0.02	178 ± 2	78.5	1.47
U	0.2			
V	5.40 ± 0.05	1408	383	9.82
W	0.0154 ± 0.0005	1.15 ± 0.03	383	0.90
Zn	0.85 ± 0.01	54 ± 0.3	310	0.66
Zr	0.61 ± 0.15	47	290	2.77
Zr (ω)	0.65, 0.95			

TABLE 2. Range of Critical Temperatures Observed for Superconductive Elements in Thin Films Condensed Usually at Low Temperatures

Element	T_c Range (K)	Comments	Element	T_c Range (K)	Comments
Al	1.15–5.7	HF ^a	Nb	2.0–10.1	
Be	5–9.75	HF	Pb	1.8–7.5	
Bi	6.17–6.6		Re	1.7–7	
Cd			Sn	3.5–6	
(Disordered)	0.79–0.91		Ta	<1.7–4.51	HF ^a
(Ordered)	0.53–0.59		Tc	4.6–7.7	
Ga	2.5–8.5	HF	Ti	1.3 Max	
Hg	3.87–4.5		Tl	2.33–2.96	
In	2.2–5.6	HF	V	1.8–6.02	
La	3.55–6.74		W	<1.0–4.1	
Mo	3.3–8.0		Zn	0.77–1.9	

^a HF denotes high magnetic field superconductive properties.

TABLE 3. Elements Exhibiting Superconductivity Under or After Application of High Pressure

Element	T_c Range (K)	Pressure (kbar)	Element	T_c Range (K)	Pressure (kbar)
Al	1.98–0.075	0–62	Pb II	3.55	160
As	0.31–0.5	220–140	Re II	2.3 Max.	"Plastic" compression
	0.2–0.25	140–100			
Ba II	1–1.8	55–85	Sb (prepared 120 kbar, held below 77K)	2.6–2.7	
III	1.8–5	85–144			
IV	4.5–5.4	144–190	Sb II	3.55–3.40	85–150
Bi II	3.9	25–27	Se II	6.75, 6.95	130
III	6.55–7.25	28–38	Si	6.7–7.1	120–130
IV	7.0, 8.7–6.0	43, 43–62	Sn II	5.2–4.85	125–160
V	6.7, 8.3	48–80	III	5.30	113
VI	8.55	90, 92–101	Te II	2.4–5.1	38–55
VII(?)	8.2	30			
Ce (α)	0.020–0.045	20–35	IV	4.1–4.2	53–62
Ce (α')	1.9–1.3	45–125	()	4.72–4	63–80
Cs V	1.5	>125		3.3–2.8	100–260
Ga II	6.38	≥ 35	Tl (cubic form)	1.45	35
II'	7.5	≥ 35 then P removed	(hexagonal form)	1.95	35
Ge	5.35	115	U	2.4–0.4	10–85
Lu	0.022–1.0	45–190	Y	1.7–2.5	110–160
P	5.8	170	Zr (omega form, metastable)	1–1.7	60–130

TABLE 4. Superconductive Compounds and Alloys

All compositions are denoted on an atomic basis, i.e., AB, AB₂, or AB₃ for compounds, unless noted. Solid solutions or odd compositions may be denoted as A_xB_{1-z} or A_zB. A series of three or more alloys is indicated as A_xB_{1-x} or by actual indication of the atomic fraction range, such as A_{0-0.6}B_{1-0.4}. The critical temperature of such a series of alloys is denoted by a range of values or possibly the maximum value.

The selection of the critical temperature from a transition in the effective permeability, or the change in resistance, or possibly the incremental changes in frequency observed by certain techniques is not often obvious from the literature. Most authors choose the

mid-point of such curves as the probable critical temperature of the idealized material, while others will choose the highest temperature at which a deviation from the normal state property is observed. In view of the previous discussion concerning the variability of the superconductive properties as a function of purity and other metallurgical aspects, it is recommended that appropriate literature be checked to determine the most probable critical temperature or critical field of a given alloy.

A very limited amount of data on critical fields, H_c , is available for these compounds and alloys; these values are given at the end of the table.

A. Superconductors with $T_c < 10$ K

Substance	T_c , K	Crystal structure type	Substance	T_c , K	Crystal structure type
Ag _{0.33} Al	0.34	A12-cl58 (Mn)	Ag ₇ NO ₁₁	1.04	Cubic
Ag _x Al _y Zn _{1-x-y}	0.15	Cubic	Ag _x Pb _{1-x}	7.2 max.	
AgBi ₂	2.87–3.0		Ag ₄ Sn	0.1	h**
Ag _{0.25} F _{0.75} N _{0.75} O _{10.25}	0.85–0.90		Ag _x Sn _{1-x}	1.5–3.7	
Ag ₂ F	0.0066		Ag _x Sn _{1-x} (film)	2.0–3.8	
Ag ₇ FO ₈	0.3	Cubic	AgTe ₃	2.6	Cubic
Ag _{0.8-0.3} Ga _{0.2-0.7}	6.5–8		AgTh	2.2	C16-tI12 (Al ₂ Cu)
Ag ₄ Ge	0.85	Hex., c.p.	AgTh ₂	2.26	C16
Ag _{0.438} Hg _{0.562}	0.64	D8 ₂	Ag _{0.03} Tl _{0.97}	2.67	
AgIn ₂	~2.4	C16	Ag _{0.94} Tl _{0.06}	2.32	
Ag _{0.1} In _{0.9} Te (n = 1.4 × 10 ²²)*	1.2–1.89	B1	AgY	0.33	B2-cP2 (CsCl)
Ag _{0.2} In _{0.8} Te (n = 1.07 × 10 ²²)	0.77–1.00	B1	Ag _x Zn _{1-x}	0.5–0.845	
AgLa	0.94	B2-cP2 (CsCl)	AlAu ₄	0.4–0.7	Like A13
AgLa (9.5 kbar)	1.2	B2	Al ₂ Au	0.1	C1-cF12 (CaF ₂)
AgLu	0.33	B2-cP2	Al ₂ CMo ₃	9.8–10.2	A13+trace 2nd. phase
AgMo ₄ S ₅	9.1	hR15 (Mo ₆ PbS ₈)	Al ₂ CaSi	5.8	
Ag _{1.2} Mo ₆ Se ₈	5.9	Same	Al _{0.131} Cr _{0.088} V _{0.781}	1.46	Cubic
			AlGe ₂	1.75	

Substance	T_c K	Crystal structure type	Substance	T_c K	Crystal structure type
Al ₂ Ge ₂ U	1.6	LI ₂ -cP4 (Cu ₃ Au)	AuPb ₂	3.15	
AlLa ₃	5.57	DO ₁₉	AuPb ₂ (film)	4.3	
Al ₂ La	3.23	C15	AuPb ₃	4.40	
Al ₂ Lu	1.02	C15-cF24 (Cu ₂ Mg)	AuPb ₃ (film)	4.25	
Al ₃ Mg ₂	0.84	F.C.C.	Au ₂ Pb	1.18; 6-7	C15
AlMo ₃	0.58	A15	AuSb ₂	0.58	C2
AlMo ₆ Pd	2.1		AuSn	1.25	B8 ₁
AlN	1.55	B4	Au _x Sn _{1-x} (film)	2.0-3.8	
Al ₂ NNb ₃	1.3	A13	Au ₅ Sn	0.7-1.1	A3
Al ₃ Nb	0.64	tI8 (Al ₃ Ti)	AuTa _{4.3}	0.55	A15-cP8 (Cr ₃ Si)
AlOs	0.39	B2	Au ₃ Te ₅	1.62	Cubic
Al ₃ Os	5.90		AuTh ₂	3.08	C16
AlPb (film)	1.2-7		AuTl	1.92	
Al ₂ Pt	0.48-0.55	C1	AuV ₃	0.74	A15
Al ₅ Re ₂₄	3.35	A12	Au _x Zn _{1-x}	0.50-0.845	
AlSb	2.8	B4-tI4 (Sn)	AuZn ₃	1.21	Cubic
Al ₂ Sc	1.02	C15-cF24 (Cu ₂ Mg)	Au _x Zr _y	1.7-2.8	A3
Al ₃ Si ₂ U	1.34	LI ₂ -cP4 (Cu ₃ Au)	AuZr ₃	0.92	A15
AlTh ₂	0.1	C16-tI12 (Al ₂ Cu)	B ₂ Ba _{0.67} Pt ₃	5.60	hP12 (B ₂ BaPt ₃)
Al ₃ Th	0.75	DO ₁₉	BCMo ₂	5.4	Orthorhombic
Al _x Ti _y V _{1-x-y}	2.05-3.62	Cubic	BCMo ₂	5.3-7.0	Same
Al _{0.108} V _{0.892}	1.82	Cubic	B ₂ Ca _{0.67} Pt ₃	1.57	hP12
Al ₂ Y	0.35	C15-cF24 (Cu ₂ Mg)	B ₃ ErIr ₄	2.1	tP18 (B ₄ CeCo ₄)
Al ₃ Yb	0.94	LI ₂ -cP4 (Cu ₃ Au)	B ₄ ErRh ₄	4.3	oC108 (B ₄ LuRh ₄)
Al _x Zn _{1-x}	0.5-0.845		B ₄ ErRh ₄	8.7	tP18 (B ₄ CeCo ₄)
AlZr ₃	0.73	LI ₂	BHf	3.1	Cubic
AsBiPb	9.0		B ₄ HoIr ₄	2.0	tP18
AsBiPbSb	9.0		B ₄ HoRh ₄	1.4	oC108
AsHfOs	3.2	C22-hP9 (Fe ₂ P)	B ₂ Ir ₃ La	1.65	hP6 (CaCu ₂)
AsHfRu	4.9	same	B ₂ Ir ₃ Th	2.09	Same
As _{0.33} InTe _{0.67} (n = 1.24 × 10 ²²)	0.85-1.15	B1	B ₄ Ir ₄ Tm	1.6	tP18
As _{0.5} InTe _{0.5} (n = 0.97 × 10 ²²)	0.44-0.62	B1	B ₆ La	5.7	
As ₄ La ₃	0.6	cI28 (Th ₃ P ₄)	B ₂ LaRh ₃	2.82	hP6
AsNb ₃	0.3	LI ₂ -tP32	B ₁₂ Lu	0.48	
As _{0.50} Ni _{0.06} Pd _{0.44}	1.39	C2	B ₂ LuOs	2.66	oP16 (B ₂ LuRu)
AsNi _{0.25} Pd _{0.75}	1.6	B8 ₁ -hP4 (NiAs)	B ₂ LuOs ₃	4.62	hP6
AsOsZr	8.0	C22-hP9 (Fe ₂ P)	B ₄ LuRh ₄	6.2	oC108
AsPb	8.4		B ₂ LuRu	9.86	oP16
AsPd ₂ (low-temp. phase)	0.60	Hexagonal	B ₃ LuRu ₄	2.0	tI72 (B ₄ LuRu ₄)
AsPd ₂ (high-temp. phase)	1.70	C22	BMo	0.5	(extrapol.)
AsPd ₃	0.46	Complex	BMo ₂	4.74	C16
As ₃ Pd ₅	1.9		BNb	8.25	B _f
AsRh	0.58	B31	B ₄ NdRh ₄	5.3	tP18
AsRh _{1.4-1.6}	< 0.03-0.56	Hexagonal	B ₂ OsSc	1.34	oP16
AsSn	4.10		B ₂ OsY	2.22	oP16
AsSn (n = 2.14 × 10 ²²)	3.41-3.65	B1	B ₂ Pt ₃ Sr _{0.67}	2.78	hP12 (B ₂ BaPt ₃)
	3.5-3.6;		BRe ₂	2.80; 4.6	
As ₂ Sn ₃	1.21-1.17		B ₄ Rh _{3.4} Ru _{0.6}	8.38	tI72
As ₃ Sn ₄ (n = 0.56 × 10 ²²)	1.16-1.19	Rhombohedral	B ₄ Rh ₄ Sm	2.7	tP18
AsV ₃	0.20	A15-cP8 (Cr ₃ Si)	B ₄ Rh ₄ Th	4.3	Same
Au ₃ Ba	0.4-0.7	D2 ₄	B ₄ Rh ₄ Tm	9.8	Same
AuBe	2.64	B20	B ₄ Rh ₄ Tm	5.4	oC108
Au ₂ Bi	1.80	C15	B _{0.3} Ru _{0.7}	2.58	D10 ₂
Au ₅ Ca	0.34-0.38	C15 _b	B ₄ Ru ₄ Sc	7.2	tI72
AuGa ₂	1.6	C1-cF12 (CaF ₂)	B ₂ Ru ₃ Th	1.79	hP6
AuGa	1.2	B31	B ₂ Ru ₃ Y	2.85	Same
Au _{0.40-0.92} Ge _{0.60-0.08}	<0.32-1.63	Complex	B ₂ Ru ₃ Y	7.80	oP16
AuIn ₂	0.2	C1-cF12	B ₄ Ru ₄ Y	1.4	tI72
AuIn	0.4-0.6	Complex	B ₁₂ Sc	0.39	
AuLu	<0.35	B2	BTa	4.0	B _f
AuNb ₃	1.2	A2			

Substance	T_c K	Crystal structure type	Substance	T_c K	Crystal structure type
B ₂ Ta ₂	3.12	C16-tI12 (Al ₂ Cu)	Bi ₂ Pd	1.70	Monoclinic, α -phase
B ₆ Th	0.74		Bi ₁ Pd	4.25	Tetragonal, β -phase
BW ₂	3.1	C16	BiPd _{0.45} Pt _{0.55}	3.7	B8 ₁ -hP4 (NiAs)
B ₆ Y	6.5–7.1		BiPdSe	1.0	C2
B ₁₂ Y	4.7		BiPdTe	1.2	C2
BZr	3.4	Cubic	BiPt	1.21	B8 ₁
B ₁₂ Zr	5.82		Bi _{0.1} PtSb _{0.9}	2.05; 1.5	B8 ₁ -hP4 (NiAs)
BaBi ₃	5.69	Tetragonal	BiPtSe	1.45	C2
Ba ₂ Mo ₁₅ Se ₁₉	2.75	hP15 (Mo ₆ PbS ₈)	BiPtTe	1.15	C2
Ba _x O ₃ Sr _{1-x} Ti (n = 4.2 × 10 ¹⁹)	<0.1–0.55		Bi ₂ Pt	0.155	Hexagonal
Ba _{0.13} O ₃ W	1.9	Tetragonal	Bi ₂ Rb	4.25	C15
Ba _{0.14} O ₃ W	<1.25–2.2	Hexagonal	BiRe ₂	1.9–2.2	
BaRh ₂	6.0	C15	BiRh	2.06	B8 ₁
Be ₂ Mo	2.51	Cubic (Be ₂₂ Re)	Bi ₃ Rh	3.2	Orthorhombic (NiB ₃)
Be ₈ Nb ₅ Zr ₂	5.2		Bi ₄ Rh	2.7	Hexagonal
Be _{0.98–0.92} Re _{0.02–0.08} (quenched)	9.5–9.75	Cubic	BiRu	5.7	m**
Be _{0.957} Re _{0.043}	9.62	Cubic (Be ₂₂ Re)	Bi ₂ Sn	3.6–3.8	
BeTc	5.21	Cubic	BiSn	3.8	
Be ₂₂ W	4.12	Cubic (Be ₂₂ Re)	Bi _x Sn _y	3.85–4.18	
Be ₁₃ W	4.1	Tetragonal	Bi ₃ Sr	5.62	L ₁₂
Bi ₃ Ca	2.0		Bi ₃ Te	0.75–1.0	
Bi _{0.5} Cd _{0.13} Pb _{0.25} Sn _{0.12} (weight fractions)	8.2		Bi ₅ Tl ₃	6.4	
BiCo	0.42–0.49		Bi _{0.26} Tl _{0.74}	4.4	Cubic, disordered
Bi ₂ Cs	4.75	C15	Bi _{0.26} Tl _{0.74}	4.15	L ₁₂ , ordered (?)
Bi _x Cu _{1-x} (electrodeposited)	2.2		Bi ₂ Y ₃	2.25	
BiCu	1.33–1.40		Bi ₃ Zn	0.8–0.9	
Bi ₃ Fe	1.0	m**	Bi _{0.3} Zr _{0.7}	1.51	
Bi _{0.019} In _{0.981}	3.86		BiZr ₃	2.4–2.8	
Bi _{0.05} In _{0.95}	4.65	α -phase	BrMo ₆ Se ₇	7.1	hP15 (Mo ₆ PbS ₈)
Bi _{0.10} In _{0.90}	5.05	Same	Br ₃ Mo ₆ Se ₅	7.1	Same
Bi _{0.15–0.30} In _{0.85–0.70}	5.3–5.4	α - and β -phases	CCs _x	0.020–0.135	Hexagonal
Bi _{0.34–0.48} In _{0.66–0.52}	4.0–4.1		CFe ₃	1.30	DO ₁₁ -oP16 (Fe ₃ C)
Bi ₃ In ₅	4.1		CGaMo ₂	3.7–4.1	Hexagonal
BiIn ₂	5.65	β -phase	CHf _{0.5} Mo _{0.5}	3.4	B1
Bi ₂ Ir	1.7–2.3		CHf _{0.3} Mo _{0.7}	5.5	B1
Bi ₂ Ir (quenched)	3.0–3.96		CHf _{0.25} Mo _{0.75}	6.6	B1
BiK	3.6		CHf _{0.7} Nb _{0.3}	6.1	B1
Bi ₂ K	3.58	C15	CHf _{0.6} Nb _{0.4}	4.5	B1
BiLi	2.47	L1 ₀ , α -phase	CHf _{0.5} Nb _{0.5}	4.8	B1
Bi _{4–9} Mg	0.7–~1.0		CHf _{0.4} Nb _{0.6}	5.6	B1
Bi ₃ Mo	3–3.7		CHf _{0.25} Nb _{0.75}	7.0	B1
BiNa	2.25	L1 ₀	CHf _{0.2} Nb _{0.8}	7.8	B1
BiNb ₃	4.5	A15-cP8 (Cr ₃ Si)	CHf _{0.9–0.1} Ta _{0.1–0.9}	5.0–9.0	B1
BiNb ₃ (high pressure and temperature)	3.05	A15	CK (excess K)	0.55	Hexagonal
BiNi	4.25	B8 ₁	C ₈ K	0.39	Hexagonal
Bi ₃ Ni	4.06	Orthorhombic	C ₂ La	1.66	tI6 (CaC ₂)
BiNi _{0.5} Rh _{0.5}	3.0	B8 ₁ -hP4 (AsNi)	C ₂ Lu	3.33	Same
Bi _{0.5} NiSb _{0.5}	2.0	Same	C _{0.40–0.44} Mo _{0.60–0.56}	9–13	
Bi _{1–0} Pb _{0–1}	7.26–9.14		C ₃ MoRe	3.8	B1-cF8
Bi _{1–0} Pb _{0–1} (film)	7.25–8.67		C _{0.6} Mo _{0.48} Si _{0.3}	7.6	D8 ₈
Bi _{0.05–0.40} Pb _{0.95–0.60}	7.35–8.4	H.C.P. to ϵ -phase	CMo _{0.2} Ta _{0.8}	7.5	B1
Bi ₂ Pb	4.25	t**	CMo _{0.5} Ta _{0.5}	7.7	B1
BiPbSb	8.9		CMo _{0.75} Ta _{0.25}	8.5	B1
Bi _{0.5} Pb _{0.31} Sn _{0.19} (weight fractions)	8.5		CMo _{0.8} Ta _{0.2}	8.7	B1
Bi _{0.5} Pb _{0.25} Sn _{0.25}	8.5		CMo _{0.85} Ta _{0.15}	8.9	B1
BiPd ₂	4.0		CMo _x V _{1-x}	2.9–9.3	B1
Bi _{0.4} Pd _{0.6}	3.7–4	Hexagonal, ordered	CMo _x Zr _{1-x}	9.8	B1
BiPd	3.7	Orthorhombic	C _{0.984} Nb	9.8	B1
			CNb ₂	9.1	
			CNb _x Ti _{1-x}	<4.2–8.8	B1
			CNb _{0.1–0.9} Zr _{0.9–0.1}	4.2–8.4	B1

Substance	T_c K	Crystal structure type
CRb _x (Au)	0.023–0.151	Hexagonal
CRe _{0.06} W	5.0	
CRu	2.00	hP2 (CW)
C _{0.98} 7Ta	9.7	
C _{0.848–0.987}	2.04–9.7	
CTa (film)	5.09	B1
CTa ₂	3.26	L' ₃
CTa _{0.4} Ti _{0.6}	4.8	B1
Cta _{1–0.4} W _{0–0.6}	8.5–10.5	B1
CTa _{0.2–0.9} Zr _{0.8–0.1}	4.6–8.3	B1
CTc (excess C)	3.85	Cubic
CTi _{0.5–0.7} W _{0.5–0.3}	6.7–2.1	B1
CW	1.0	
CW ₂	2.74	L' ₃
CW ₂	5.2	F.C.C.
C ₂ Y	3.88	tI6 (CaC ₂)
Ca ₃ Co ₄ Sn ₁₃	5.9	cP40 (Pr ₃ Rh ₂ Sn ₁₃)
Ca ₃ Ge ₁₃ Rh ₄	2.1	Same
CaHg	1.6	B2-cP2 (CsCl)
CaHg ₃	1.6	hP8 (Ni ₃ Sn)
CaIr ₂	6.15	C15
Ca ₃ Ir ₄ Sn ₁₃	7.1	cP40
Ca _x O ₃ Sr _{1–x} Ti (n = 3.7–11 × 10 ¹⁹)	< 0.1–0.55	
Ca _{0.1} O ₃ W	1.4–3.4	Hexagonal
CaPb	7.0	
CaRh ₂	6.40	C15
CaRh _{1.2} Sn _{4.5}	8.7	cP40
CaTl ₃	2.0	B2-cP2
Cd _{0.3–0.5} Hg _{0.7–0.5}	1.70–1.92	
CdHg	1.77; 2.15	Tetragonal
Cd _{0.0075–0.05} In _{0.9925–0.95}	3.24–3.36	Tetragonal
Cd _{0.97} Pb _{0.03}	4.2	
CdSn	3.65	
Cd _{0.17} Tl _{0.83}	2.3	
Cd _{0.18} Tl _{0.82}	2.54	
CeCo ₂	0.84	C15
CeCo _{1.67} Ni _{0.33}	0.46	C15
CeCo _{1.67} Rh _{0.33}	0.47	C15
Ce _x Gd _{1–x} Ru ₂	3.2–5.2	C15
CeIr ₃	3.34	
CeIr ₅	1.82	
Ce _{0.005} La _{0.995}	4.6	
Ce _x La _{1–x}	1.3–6.3	
Ce _x Pr _{1–x} Ru ₂	1.4–5.3	C15
Ce _x Pt _{1–x}	0.7–1.55	
CeRu ₂	6.0	C15
Ce ₃ Mo ₆ Se ₅	5.7	hR15 (Mo ₆ PbS ₈)
Ce ₂ Mo ₆ Te ₆	1.7	Same
Co _x Fe _{1–x} Si ₂	1.4 (max.)	C1
CoHf ₂	0.56	E9 ₃
CoLa ₃	4.28	
Co ₄ La ₃ Sn ₁₃	2.8	cP40
CoLu ₃	~0.35	
Co _x LuSn _y	1.5	cP40
Co _{0–0.01} Mo _{0.8} Re _{0.2}	2–10	
Co _{0.02–0.10} Nb ₃ Rh _{0.98–0.90}	2.28–1.90	A15
Co _x Ni _{1–x} Si ₂	1.4 (max.)	C1
Co _{0.5} Rh _{0.5} Si ₂	2.5	
Co _x Rh _{1–x} Si ₂	3.65 (max.)	
Co _{-0.3} So _{-0.7}	~0.35	

Substance	T_c K	Crystal structure type
Co ₂ Sc ₅ Si ₁₀	5.0	tP38 (Co ₄ Sc ₅ Si ₁₀)
CoSi ₂	1.40; 1.22	C1
Co _x Sn _y Yb	2.5	cP40
Co ₃ Th ₇	1.83	D10 ₂
Co _x Ti _{1–x}	2.8 (max.)	Co in α-Ti
Co _x Ti _{1–x}	3.8 (max.)	Co in β-Ti
CoTi ₂	3.44	E9 ₃
CoTi	0.71	A2
CoU	1.7	B2, distorted
CoU ₆	2.29	D2 _c
Co _{0.28} Y _{0.72}	0.34	
CoY ₃	<0.34	
CoZr ₂	6.3	C16
Co _{0.1} Zr _{0.9}	3.9	A3
Cr _{0.6} Ir _{0.4}	0.4	H.C.P.
Cr _{0.65} Ir _{0.35}	0.59	H.C.P.
Cr _{0.7} Ir _{0.3}	0.76	H.C.P.
Cr _{0.72} Ir _{0.28}	0.83	
Cr ₃ Ir	0.45	A15
Cr _{0–0.1} Nb _{1–0.9}	4.6–9.2	A2
Cr _{0.80} Os _{0.20}	2.5	Cubic
Cr ₃ Os	4.68	A15-cP8 (Cr ₃ Si)
Cr _x Re _{1–x}	1.2–5.2	
Cr _{0.4} Re _{0.6}	2.15	D8 _b
Cr _{0.8–0.6} Rh _{0.2–0.4}	0.5–1.10	A3
Cr ₃ Rh	0.3	A15-cP8
Cr ₃ Ru (annealed)	3.3	A15
Cr ₂ Ru	2.02	D8 _b
Cr ₃ Ru ₂	2.10	D8 _b -tP30 (CrFe)
Cr _{0.1–0.5} Ru _{0.9–0.5}	0.34–1.65	A3
Cr _x Ti _{1–x}	3.6 (max.)	Cr in α-Ti
Cr _x Ti _{1–x}	4.2 (max.)	Cr in β-Ti
Cr _{0.1} Ti _{0.3} V _{0.6}	5.6	
Cr _{0.0175} U _{0.9825}	0.75	β-phase
Cs _{0.32} O ₃ W	1.12	Hexagonal
Cu _{0.15} In _{0.85} (film)	3.75	
Cu _{0.04–0.08} In _{0.94–0.92}	4.4	
CuLa	5.85	
Cu ₂ Mo ₆ O ₂ S ₆	9	hR15 (Mo ₆ PbS ₈)
Cu ₂ Mo ₆ Se ₈	5.9	Same
Cu _x Pb _{1–x}	5.7–7.7	
CuS	1.62	B18
CuS ₂	1.48–1.53	C18
CuSSe	1.5–2.0	C18
CuSe ₂	2.3–2.43	C18
CuSeTe	1.6–2.0	C18
Cu _x Sn _{1–x}	3.2–3.7	
Cu _x Sn _{1–x} (film, made at 10K)	3.6–7	
Cu _x Sn _{1–x} (film, made at 300K)	2.8–3.7	
CuTe ₂	<1.25–1.3	C18
CuTh ₂	3.49	C16
Cu _{0–0.027} V	3.9–5.3	A2
CuY	0.33	B2-cP2 (CsCl)
Cu _x Zn _{1–x}	0.5–0.845	
DyMo ₆ S ₈	2.1	hR15
Er _x La _{1–x}	1.4–6.3	
ErMo ₆ S ₈	2.2	hR15
ErMo ₆ Se ₈	6.2	hR15
Fe ₃ Lu ₂ Si ₅	6.1	tP40 (Fe ₃ Sc ₂ Si ₅)
Fe _{0–0.04} Mo _{0.8} Re _{0.2}	1–10	
Fe _{0.05} Ni _{0.05} Zr _{0.90}	~3.9	

Substance	T_c , K	Crystal structure type	Substance	T_c , K	Crystal structure type
Fe_3Re_2	6.55	$D8_b$ -tP30 (FeCr)	GeV_3	6.01	A15
$\text{Fe}_3\text{Sc}_2\text{Si}_5$	4.52	tP40	Ge_2Y	3.80	C_c
$\text{Fe}_3\text{Si}_5\text{TM}$	1.3	Same	$\text{Ge}_{1.62}\text{Y}$	2.4	
$\text{Fe}_3\text{Si}_5\text{Y}_2$	2.4	Same	Ge_2Zr	0.30	oC12 (ZrSi ₂)
Fe_3Th_7	1.86	D10	GeZr_3	0.4	$L1_2$ -tP32 (Ti ₃ P)
$\text{Fe}_x\text{Ti}_{1-x}$	3.2 (max.)	Fe in α -Ti	$\text{H}_{0.33}\text{Nb}_{0.67}$	7.28	B.C.C.
$\text{Fe}_x\text{Ti}_{1-x}$	3.7 (max.)	Fe in β -Ti	$\text{H}_{0.1}\text{Nb}_{0.9}$	7.38	Same
$\text{Fe}_x\text{Ti}_{0.6}\text{V}_{1-x}$	6.8 (max.)		$\text{H}_{0.05}\text{Nb}_{0.95}$	7.83	Same
FeU_6	3.86	$D2_c$	$\text{H}_{0.12}\text{Ta}_{0.88}$	2.81	B.C.C.
$\text{Fe}_{0.1}\text{Zr}_{0.9}$	1.0	A3	$\text{H}_{0.08}\text{Ta}_{0.92}$	3.26	Same
$\text{Ga}_{0.5}\text{Ge}_{0.5}\text{Nb}_3$	7.3	A15	$\text{H}_{0.04}\text{Ta}_{0.96}$	3.62	Same
$\text{Ga}_2\text{Ge}_2\text{U}$	0.87	B2-cP2	HfIrSi	3.50	C37-cP12 (Co ₂ Si)
GaHf_2	0.21	C16-tI12 (Al ₂ Cu)	HfMo ₂	0.05	hP24 (Ni ₂ Mn)
GaLa_3	5.84		HfN _{0.989}	6.6	B1
Ga_3Lu	2.3	B2-cP2	$\text{Hf}_{0-0.5}\text{Nb}_{1-0.5}$	8.3–9.5	A2
Ga_2Mo	9.5		$\text{Hf}_{0.75}\text{Nb}_{0.25}$	> 4.2	
GaMo_3	0.76	A15	HfOs ₂	2.69	C14
GaN (black)	5.85	B4	HfOsP	6.1	C22-hP9 (Fe ₂ P)
$\text{Ga}_{0.7}\text{Pt}_{0.3}$	2.9	C1	HfPRu	9.9	Same
GaPt	1.74	B20	HfRe ₂	4.80	C14
GaSb (120kbar, 77K, annealed)	4.24	A5	$\text{Hf}_{0.14}\text{Re}_{0.86}$	5.86	A12
GaSb (unannealed)	~5.9		$\text{Hf}_{0.99-0.96}\text{Rh}_{0.01-0.04}$	0.85–1.51	
$\text{Ga}_{0-1}\text{Sn}_{1-0}$ (quenched)	3.47–4.18		$\text{Hf}_{0-0.55}\text{Ta}_{1-0.45}$	4.4–6.5	A2
$\text{Ga}_{0-1}\text{Sn}_{1-0}$ (annealed)	2.6–3.85		HfV ₂	8.9–9.6	C15
GaTe	0.17	mC24 (GaTe)	$\text{Hg}_x\text{In}_{1-x}$	3.14–4.55	
Ga_5V_2	3.55	Tetragonal (Mn ₂ Hg ₅)	HgIn	3.81	
GaV _{4.5}	9.15		HgK	1.20	Orthorhombic
Ga_3Zr	1.38		Hg ₃ K	3.18	
Ga_3Zr_5	3.8	$D8_b$ -hP16 (Mn ₅ Si ₃)	Hg ₄ K	3.27	
$\text{Gd}_x\text{La}_{1-x}$	< 1.0–5.5		Hg ₈ K	3.42	
GdMo_6S_8	3.5	hR15	Hg ₃ Li	1.7	Hexagonal
GdMo_6Se_8	5.6	hR15	HgMg ₃	0.17	hP8 (Na ₃ As)
$\text{Gd}_x\text{Os}_2\text{Y}_{1-x}$	1.4–4.7		Hg ₂ Mg	4.0	tI6 (MoSi ₂)
$\text{Gd}_x\text{Ru}_2\text{Th}_{1-x}$	3.6 (max.)	C15	Hg ₃ Mg ₃	0.48	$D8_b$ -hP16 (Mn ₅ Si ₃)
$\text{Ge}_{10}\text{As}_4\text{Y}_5$	9.06	tP38 (Co ₄ Sc ₅ Si ₁₀)	Hg ₂ Na	1.62	Hexagonal
GeIr	4.7	B31	Hg ₄ Na	3.05	
GeIrLa	1.64	tI12 (LaPtSi)	$\text{Hg}_x\text{Pb}_{1-x}$	4.14–7.26	
$\text{Ge}_{10}\text{Ir}_4\text{Lu}_5$	2.60	tP38	HgSn	4.2	
$\text{Ge}_{10}\text{Ir}_4\text{Y}_5$	2.62	tP38	$\text{Hg}_x\text{Tl}_{1-x}$	2.30–4.19	
Ge_2La	1.49; 2.2	Orthorhombic, distorted (Mn ₂ Hg ₅)	Hg ₅ Tl ₂	3.86	
GeLaPt	3.53	tI12	$\text{Ho}_x\text{La}_{1-x}$	1.3–6.3	
$\text{Ge}_{13}\text{Lu}_3\text{Os}_4$	3.6	cP40 (Pr ₃ Rh ₂ Sn ₁₃)	$\text{Ho}_{1.2}\text{Mo}_6\text{Se}_8$	6.1	$D10_2$ -hR12 (Be ₃ Nb)
$\text{Ge}_{10}\text{Lu}_2\text{Rh}_4$	2.79	tP38	$\text{In}_{1-0.86}\text{Mg}_{0-0.14}$	3.395–3.363	
$\text{Ge}_{13}\text{Lu}_3\text{Ru}_4$	2.3	cP40	$\text{In}_2\text{Mo}_6\text{Te}_6$	2.6	hR15 (Mo ₆ PbS ₆)
GeMo_3	1.43	A15	InNb ₃ (high pressure and temp.)	4–8; 9.2	A15
GeNb_2	1.9		$\text{In}_{0.5}\text{Nb}_3\text{Zr}_{0.5}$	6.4	
$\text{Ge}_{0.29}\text{Nb}_{0.71}$	6	A15	$\text{In}_{0.11}\text{O}_3\text{W}$	< 1.25–2.8	Hexagonal
GePt	0.40	B31	$\text{In}_{0.95-0.85}\text{Pb}_{0.05-0.15}$	3.6–5.05	
Ge_3Rh_5	2.12	Orthorhombic, related to InNi ₂	$\text{In}_{0.98-0.91}\text{Pb}_{0.02-0.09}$	3.45–4.2	
GeRh	0.96	B31-oP8 (MnP)	InPb	6.65	
$\text{Ge}_{13}\text{Rh}_4\text{Sc}_3$	1.9	cP40	InPd	0.7	B2
$\text{Ge}_{10}\text{Rh}_4\text{Y}_5$	1.35	tP38	InSb (quenched from 170 kbar into liquid N ₂)	4.8	Like A5
$\text{Ge}_{13}\text{Ru}_4\text{Y}_3$	1.7	cP40	InSb	2.1	B4
Ge_2So	1.3		(InSb) _{0.95–0.10} Sn _{0.05–0.90} (various heat treatments)	3.8–5.1	
GeTa_3	8.0	A15-cP8 (Cr ₃ Si)	(InSb) _{0–0.07} Sn _{1–0.93}	3.67–3.74	
Ge_3Te_4 ($n = 1.06 \times 10^{22}$)	1.55–1.80	Rhombohedral	In ₃ Sn	~5.5	
$\text{Ge}_x\text{Te}_{1-x}$ ($n = 8.5–64 \times 10^{20}$)	0.07–0.41	R1	$\text{In}_x\text{Sn}_{1-x}$	3.4–7.3	

Substance	T_c K	Crystal structure type	Substance	T_c K	Crystal structure type
$\text{In}_{0.82-1}\text{Te}$ ($n = 0.83-1.71 \times 10^{22}$)	1.02-3.45	B1	Ir_2Y_3	1.61	
$\text{In}_{1.000}\text{Te}_{1.002}$	3.5-3.7	B1	Ir_3Y	3.50	D10 ₂ -hR13 (Be_3Nb)
In_3Te_4 ($n = 4.7 \times 10^{21}$)	1.15-1.25	Rhombohedral	$\text{Ir}_x\text{Y}_{1-x}$	0.3-3.7	
$\text{In}_x\text{Tl}_{1-x}$	2.7-3.374		Ir_2Zr	4.10	C15
$\text{In}_{0.8}\text{Tl}_{0.2}$	3.223		$\text{Ir}_{0.1}\text{Zr}_{0.9}$	5.5	A3
$\text{In}_{0.62}\text{Tl}_{0.38}$	2.760		$\text{K}_2\text{Mo}_{15}\text{S}_{19}$	3.32	hR15
$\text{In}_{0.78-0.69}\text{Tl}_{0.22-0.31}$	3.18-3.32	Tetragonal	$\text{K}_{0.27-0.31}\text{O}_3\text{W}$	0.50	Hexagonal
$\text{In}_{0.69-0.62}\text{Tl}_{0.31-0.38}$	2.98-3.3	F.C.C.	$\text{K}_{0.40-0.57}\text{O}_3\text{W}$	1.5	Tetragonal
Ir_2La	0.48	C15	$\text{La}_{0.55}\text{Lu}_{0.45}$	2.2	Hexagonal, La type
Ir_3La	2.32	D10 ₂	$\text{La}_{0.8}\text{Lu}_{0.2}$	3.4	Same
Ir_3La_7	2.24	D10 ₂	LaMg_2	1.05	C15
Ir_5La	2.13		LaMo_6S_8	7.1	hR15
IrLaSi_2	2.03	oC16 (CeNiSi_2)	LaN	1.35	
IrLaSi_3	2.7	tI10 (BaNiSn_3)	LaOs_2	6.5	C15
Ir_2Lu	2.47	C15	LaPt_2	0.46	C15
Ir_3Lu	2.89	C15	$\text{La}_{0.28}\text{Pt}_{0.72}$	0.54	C15
$\text{Ir}_4\text{Lu}_5\text{Si}_{10}$	3.9	tP38 ($\text{Co}_4\text{Sc}_5\text{Si}_{10}$)	LaPtSi	3.48	tI12
IrMo	< 1.0	A3	LaRh_3	2.60	
IrMo_3	9.6	A15	LaRh_5	1.62	
IrMo_3	6.8	D8 _b	La_7Rh_3	2.58	D10 ₂
IrNb_3	1.9	A15	LaRhSi_2	3.42	oC16 (CeNiSi_2)
$\text{Ir}_{0.4}\text{Nb}_{0.6}$	9.8	D8 _b	$\text{La}_2\text{Rh}_3\text{Si}_5$	4.45	oI40 ($\text{Co}_3\text{Si}_5\text{U}_2$)
$\text{Ir}_{0.37}\text{Nb}_{0.63}$	2.32	D8 _b	LaRhSi_3	2.7	tI10 (BaNiSn_3)
IrNb	7.9	D8 _b	LaRh_2Si_2	3.90	tI10 (Al_4Ba)
$\text{Ir}_{1.15}\text{Nb}_{0.85}$	4.6	oP12 (IrTa)	LaRu_2	1.63	C15
$\text{Ir}_{0.02}\text{Nb}_3\text{Rh}_{0.98}$	2.43	A15	La_3S_4	6.5	D7 ₃
$\text{Ir}_{0.05}\text{Nb}_3\text{Rh}_{0.95}$	2.38	A15	La_3Se_4	8.6	D7 ₃
$\text{Ir}_{0.287}\text{O}_{0.14}\text{Ti}_{0.573}$	5.5	E9 ₃	LaSi_2	2.3	C _c
$\text{Ir}_{0.265}\text{O}_{0.035}\text{Ti}_{0.65}$	2.30	E9 ₃	LaY_{x-1-x}	1.7-5.4	
$\text{Ir}_x\text{Os}_{1-x}$	0.3-0.98		LaZn	1.04	B2
$\text{Ir}_{1.5}\text{Os}_{0.5}$	2.4	C14	$\text{Li}_2\text{Mo}_6\text{S}_8$	4.2	hR15
IrOsY	2.6	C15	LiPb	7.2	
IrSiY	2.70	C37-oP12 (Co_2Si)	LuOs_2	3.49	C14
IrSiZr	2.04	Same	$\text{Lu}_{0.275}\text{Rh}_{0.725}$	1.27	C15
Ir_2Sc	2.07	C15	LuRh_5	0.49	
$\text{Ir}_{2.5}\text{Sc}$	2.46	C15	$\text{Lu}_5\text{Rh}_4\text{Si}_{10}$	3.95	tP38 ($\text{Co}_4\text{So}_5\text{Si}_{10}$)
$\text{Ir}_4\text{Sc}_5\text{Si}_{10}$	8.46	tP38	LuRu_2	0.86	C14
$\text{Ir}_2\text{Si}_2\text{Th}$	2.14	tI10	$\text{Mg}_{1.14}\text{Mo}_{6.6}\text{S}_8$	3.5	hR15
IrSi_3Th	1.75	tI10	Mg_2Nb	5.6	
IrSiTh	6.50	tI12 (LaPtSi)	$\text{Mg}_{0.47}\text{Tl}_{0.53}$	2.75	B2
$\text{Ir}_2\text{Si}_2\text{Y}$	2.60	tI10 (Al_4Ba)	MgZn	0.9	A3-oP4 (AuCd)
$\text{Ir}_4\text{Si}_{10}\text{Y}_5$	3.10	tP38	$\text{Mn}_x\text{Ti}_{1-x}$	2.3 (max.)	Mn in -Ti
$\text{Ir}_3\text{Si}_5\text{Y}_2$	2.83	oI40	$\text{Mn}_x\text{Ti}_{1-x}$	1.1-3.0	Mn in -Ti
IrSn_2	0.65-0.78	C1	MnU_6	2.32	D2 _c
Ir_2Sr	5.70	C15	Mo_2N	5.0	F.C.C.
$\text{Ir}_7\text{Ta}_{13}$	1.2	D8 _b -tP30 (FeCr)	$\text{Mo}_6\text{Na}_2\text{S}_8$	8.6	hR15
$\text{Ir}_{0.5}\text{Te}_{0.5}$	~3		$\text{Mo}_x\text{Nb}_{1-x}$	0.016-9.2	
IrTe_3	1.18	C2	$\text{Mo}_{5.25}\text{Nb}_{0.75}\text{Se}_8$	6.2	hR15
IrTh	< 0.37	B _f	Mo_6NdSa_8	8.2	hR15
Ir_2Th	6.50	C15	Mo_3Os	7.2	A15
Ir_3Th	4.71		$\text{Mo}_{0.62}\text{Cs}_{0.38}$	5.65	D8 _b
Ir_3Th_7	1.52	D10 ₂	Mo_3P	5.31	DO _c
Ir_5Th	3.93	D2 _d	$\text{Mo}_6\text{Pb}_{1.2}\text{Se}_8$	6.75	hR15
IrTi_3	5.40	A15	$\text{Mo}_{0.5}\text{Pd}_{0.5}$	3.52	A3
IrV_2	1.39	A15	Mo_6PrSe_8	9.2	hR15
IrW_3	3.82		MoRe	7.8	D8 _b -tP30
$\text{Ir}_{0.28}\text{W}_{0.72}$	4.49		MoRe_3	9.25; 9.89	A12
Ir_2Y	2.18; 1.38	C15	$\text{Mo}_x\text{Re}_{1-x}$	1.2-12.2	
$\text{Ir}_{0.69}\text{Y}_{0.31}$	1.98; 1.44	C15	$\text{Mo}_{0.42}\text{Re}_{0.58}$	6.35	D8 _b
$\text{Ir}_{0.70}\text{Y}_{0.30}$	2.16	C15	MoRh	1.97	A3
			$\text{Mo}_x\text{Rh}_{1-x}$	1.5-8.2	B.C.C.

Substance	T_c K	Crystal structure type	Substance	T_c K	Crystal structure type
MoRu	9.5–10.5	A3	Nb ₃ Rh	2.64	A15
Mo _{0.61} Ru _{0.39}	7.18	D8 _b	Nb _{0.6} Rh _{0.40}	4.21	D8 _b plus other
Mo _{0.2} Ru _{0.8}	1.66	A3	Nb _{0.9} Rh _{1.1}	3.07	A3-oP4 (AuCd)
Mo ₃ Ru ₂	7.0	D8 _b -tP30	Nb ₃ Rh _{0.98–0.90} Ru _{0.02–0.10}	2.42–2.44	A15
Mo ₄ Ru ₂ Te ₈	1.7	hR15	Nb _x Ru _{1-x}	1.2–4.8	
Mo ₆ S ₈	1.85	hR15	NbRuSi	2.65	oI36
Mo ₆ S ₈ Sc	3.6	hR15	NbS ₂	6.1–6.3	Hexagonal, NbSe ₂ type
Mo ₆ S ₈ Sm _{1.2}	2.9	hR15	NbS ₂	5.0–5.5	Hexagonal, three-layer type
Mo ₆ S ₈ Tb	2.0	hR15	Nb ₃ Sb	0.2	L1 ₂ -tP32 (Ti ₃ P)
Mo ₆ S ₈ Tl	8.7	hR15	Nb ₃ Sb _{0–0.7} Sn _{1–0.3}	6.8–18	A15
Mo ₆ S ₈ Tm _{1.2}	2.1	hR15	NbSe ₂	5.15–5.62	Hexagonal
Mo ₆ S ₈ Y _{1.2}	3.0	hR15	Nb _{1–1.05} Se ₂	2.2–7.0	Same
Mo ₆ S ₈ Yb	9.2	hR15	Nb ₃ Se ₄	2.0	hP14
Mo _{6.6–8} Zn ₁₁	3.6	hR15	Nb ₃ Si	1.5	L1 ₂
Mo ₃ Sb ₄	2.1		Nb ₃ SiSnV ₃	4.0	
Mo ₆ Se ₈	6.3	hR15	NbSn ₂	2.60	Orthorhombic
Mo ₆ Se ₈ Sm _{1.2}	6.8	hR15	Nb ₆ Sn ₅	2.8	oI44 (Sn ₃ Ti ₆)
Mo ₆ Se ₈ Sn _{1.2}	6.8	hR15	NbSnTaV	6.2	A15
Mo ₆ Se ₈ Tb	5.7	hR15	NbSnV ₂	5.5	A15
Mo ₃ Se ₃ Tl	4.0	hP14	Nb ₂ SnV	9.8	A15
Mo ₆ Se ₈ Tm _{1.2}	6.3	hR15	Nb _x Ta _{1-x}	4.4–9.2	A2
Mo ₆ Se ₈ Yb	6.2	hR15	Nb ₃ Te ₄	1.8	hP14
Mo ₃ Si	1.30	A15	Nb _x Ti _{1-x}	0.6–9.8	
MoSi _{0.7}	1.34		Nb _{0.6} Ti _{0.4}	9.8	
Mo _x SiV _{3-x}	4.54–16.0	A15	Nb _x U _{1-x}	1.95 (max.)	
Mo _{5.25} Ta _{0.75} Te ₈	1.7	hR15	Nb _{0.88} V _{0.12}	5.7	A2
Mo ₆ Te ₈	1.7	hR15	Nb _{0.5} V _{1.5} Zr	4.3	C15-hP12 (MgZn ₂)
Mo _{0.16} Ti _{0.84}	4.18; 4.25		Ni _{0.3} Th _{0.7}	1.98	D10 ₂
Mo _{0.913} Ti _{0.087}	2.95		NiZr ₂	1.52	
Mo _{0.04} Ti _{0.96}	2.0	Cubic	Ni _{0.1} Zr _{0.9}	1.5	A3
Mo _{0.025} Ti _{0.975}	1.8		O ₃ Rb _{0.27–0.29} W	1.98	Hexagonal
Mo _x U _{1-x}	0.7–2.1		OSn	3.81	tP4 (PbO)
Mo _x V _{1-x}	0–5.3		O ₃ SrTi (n = 1.7–12.0 × 10 ¹⁹)	0.12–0.37	
Mo ₂ Zr	4.25–4.75	C15	O ₃ SrTi (n = 10 ¹⁸ –10 ²¹)	0.05–0.47	
NNb (film)	6–9	B1	O ₃ SrTi (n = 10 ²⁰)	0.47	
N _x O _y Ti _z	2.9–5.6	Cubic	O ₃ Sr _{0.08} W	2–4	Hexagonal
N _x O _y V _z	5.8–8.2	Cubic	OTi	0.58	
N _{0.34} Re	4–5	F.C.C.	O ₃ Tl _{0.30} W	2.0–2.14	Hexagonal
NTa (film)	4.84	B1	OV ₃ Zr ₃	7.5	E9 ₃
N _{0.6–0.987} Ti	< 1.17–5.8	B1	OW ₃ (film)	3.35; 1.1	A15
N _{0.82–0.99} V	2.9–7.9	B1	OsPt _i	1.2	C22-hP9 (Fe ₂ P)
NZr	9.8	B1	OsPZr	7.4	Same
N _{0.906–0.984} Zr	3.0–9.5	B1	OsReY	2.0	C14
Na _{0.28–0.35} O ₃ W	0.56	Tetragonal	Os ₂ Sc	4.6	C14
Na _{0.28} Pb _{0.72}	7.2		OsTa	1.95	A12
NbO	1.25		Os ₃ Th ₇	1.51	D10 ₂
NbOs ₂	2.52	A12	Os _x W _{1-x}	0.9–4.1	
Nb ₃ Os	1.05	A15	OsW ₃	~3	
Nb _{0.6} Os _{0.4}	1.89; 1.78	D8 _b	Os ₂ Y	4.7	C14
Nb ₃ Os _{0.02–0.10} Rh _{0.98–0.90}	2.42–2.30	A15	Os ₂ Zr	3.0	C14
Nb ₃ P	1.8	L1 ₂ tP32 (Ti ₃ P)	Os _x Zr _{1-x}	1.5–5.6	
NbPRh	4.08	C37-oP12 (Co ₂ Si)	PPb	7.8	
Nb _{0.6} Pd _{0.4}	1.60	D8 _f plus cubic	OsW ₂	3.81	D8 _b -tP30 (FeCr)
Nb ₃ Pd _{0.02–0.10} Rh _{0.92–0.90}	2.49–2.55	A15	PPd _{3.0–3.2}	<0.35–0.7	DO ₁₁
Nb _{0.62} Pt _{0.38}	4.21	D8 _b	P ₃ Pd ₇ (high temperature)	1.0	Rhombohedral
Nb ₅ Pt ₃	3.73	D8 _b	P ₃ Pd ₇ (low temperature)	0.70	Complex
Nb ₃ Pt _{0.02–0.98} Rh _{0.98–0.02}	2.52–9.6	A15	PRh	1.22	
NbRe ₃	5.27	D8 _b -tP30 (FeCr)	PRh ₂	1.3	C1
Nb _{0.38–0.18} Re _{0.62–0.82}	2.43–9.70	A15	P ₄ Rh ₅	1.22	oP28 (CaFe ₂ O ₄)
NbRe	3.8	D8 _b -tP30	PRhTa	4.41	C37-oP12 (Co ₂ Si)
NbReSi	5.1	oI36 (FeTiSi)			

Substance	T_c K	Crystal structure type	Substance	T_c K	Crystal structure type
PRhZr	1.55	Same	PtV _{3.5}	1.26	A15
PRuTi	1.3	C22-hP9 (Fe ₂ P)	Pt _{0.5} W _{0.5}	1.45	A1
PRuZr	3.46	C37-oP12	Pt _x W _{1-x}	0.4–2.7	
PW ₃	2.26	DO _e	Pt ₂ Y ₃	0.90	
Pb ₂ Pd	2.95	C16	Pt ₂ Y	1.57; 1.70	C15
Pb ₄ Pt	2.80	Related to C16	Pt ₃ Y ₇	0.82	D10 ₂
Pb ₂ Rh	2.66	C16	PtZr	3.0	A3
PbSb	6.6		Re ₂ Sc	4.2	C15-hP12 (MgZn ₂)
PbTe (plus 0.1 w/o Pb)	5.19		Re ₂₄ Sc ₅	2.2	A12-cl58 (Mg)
PbTe (plus 0.1 w/o Te)	5.24–5.27		ReSiTa	4.4	oI36 (FeTiSi)
PbTl _{0.27}	6.43		Re ₃ Si ₁₅ Y ₂	1.76	tP40 (Fe ₃ Sc ₂ Si ₃)
PbTl _{0.17}	6.73		Re ₃ Ta ₂	1.4	D8 _b -tP30 (FeCr)
PbTl _{0.12}	6.88		Re _{0.64} Ta _{0.36}	1.46	A12
PbTl _{0.075}	6.98		Re ₃ Ta	6.78	A12-cl58 (Mn)
PbTl _{0.04}	7.06		Re ₂₄ Ti ₅	6.60	A12
Pb _{1-0.26} Tl _{0-0.74}	7.20–3.68		Re _x Ti _{1-x}	6.6 (max.)	
PbTl ₂	3.75–4.1		Re _{0.76} V _{0.24}	4.52	D8 _b
Pb ₃ Zr ₅	4.60	D8 ₈	Re ₃ V	6.26	D8 _b -tP30
PbZr ₃	0.76	A15	Re _{0.92} V _{0.08}	6.8	A3
Pd _{0.9} Pt _{0.1} Te ₂	1.65	C6	Re _{0.6} W _{0.4}	6.0	
Pd _{0.05} Ru _{0.05} Zr _{0.9}	~9		Re _{0.5} W _{0.5}	5.12	D8 _b
Pd _{2.2} S (quenched)	1.63	Cubic	Re ₁₃ W ₁₂	5.2	D8 _b -tP30
PdSb ₂	1.25	C2	Re ₃ W	9.0	A12-cl58
PdSb	1.5	B8 ₁	Re ₂ Y	1.83	C14
PdSbSe	1.0	C2	Re ₂ Zr	5.9	C14
PdSbTe	1.2	C2	Re ₃ Zr	7.40	A12-cl58
Pd ₄ Se	0.42	Tetragonal	Re ₆ Zr	7.40	Same
Pd ₆₋₇ Se	0.66	Like Pd ₄ Te	Rh ₁₇ S ₁₅	5.8	Cubic
Pd _{2.8} Se	2.3		Rh _{-0.24} Sc _{0.76}	0.88; 0.92	
Pd _x Se _{1-x}	2.5 (max.)		Rh ₄ Sc ₅ Si ₁₀	8.54	tP38
PdSi	0.93	B31	Rh ₄ Sc ₃ Sn ₁₃	4.5	cP40
PdSn	0.41	B31	Rh _x Se _{1-x}	6.0 (max.)	
PdSn ₂	3.34		RhSi ₃ Th	1.76	tI10
Pd ₂ Sn	0.41	C37	Rh _{0.86} Sc _{1.04} Th	6.45	tI12
Pd ₃ Sn	0.47–0.64	B8 ₂	Rh ₂ Si ₂ Y	3.11	tI10
Pd ₂ SnTm	1.77	DO ₃ -cF16 (BiF ₃)	Rh ₃ Si ₅ Y ₂	2.70	oI40
Pd ₂ SnY	4.92	Same	Rh ₄ Sn ₁₃ Sr ₃	4.3	cP40
Pd ₂ SnYb	1.79	Same	Rh _x Sn _y Th	1.9	cl2 (W)
PdTe	2.3; 3.85	B8 ₁	Rh _x Sn _y Tm	2.3	cP40
PdTe _{1.02-1.08}	2.56–1.88	B8 ₁	Rh ₄ Sn ₁₃ Y ₃	3.2	cP40
PdTe ₂	1.69	C6	Rh ₂ Sr	6.2	C15
PdTe _{2.1}	1.89	C6	Rh _{0.4} Ta _{0.6}	2.35	D8 _b
PdTe _{2.3}	1.85	C6	RhTe ₂	1.51	C2
Pd _{1.1} Te	4.07	B8 ₁	Rh _{0.67} Te _{0.33}	0.49	
Pd ₃ Te	0.76	cl2 (W)	Rh _x Te _{1-x}	1.51 (max.)	
PdTh ₂	0.85	C16	RhTh	0.36	B _f
Pd _{0.1} Zr _{0.9}	7.5	A3	Rh ₃ Th ₇	2.15	D10 ₂
PtSb	2.1	B8 ₁	Rh ₅ Th	1.07	
PtSi	0.88	B31	Rh _x Ti _{1-x}	2.25–3.95	
PtSn	0.37	B8 ₁	Rh _{0.02} U _{0.98}	0.96	
PtSn ₄	2.38	C16-oC20 (PdSn ₄)	RhV ₃	0.38	A15
Pt ₃ Ta ₇	1.5	D8 _b -tP30	RhW	~3.4	A3
PtTa ₃	0.4	A15-cP8 (Cr ₃ Si)	RhY ₃	0.65	
PtTe	0.59	Orthorhombic	Rh ₂ Y ₃	1.48	
PtTh	0.44	B _f	Rh ₃ Y	1.07	C15
Pt ₃ Th ₇	0.98	D10 ₂	Rh ₅ Y	0.56	
Pt ₅ Th	3.13		Rh ₃ Y ₇	0.32	hP20 (Fe ₃ Th ₅)
PtTi ₃	0.58	A15	Rh _{0.005} Zr (annealed)	5.8	
Pt _{0.02} U _{0.98}	0.87	β-phase	Rh _{0-0.45} Zr _{1-0.55}	2.1–10.8	
PtV _{2.5}	1.36	A15	Rh _{0.1} Zr _{0.9}	9.0	H.C.P.
PtV ₃	2.87–3.20	A15	Ru ₂ Sc	1.67	C14
			RuSiTa	3.15	oI36

Substance	T_c , K	Crystal structure type
Ru_3Si_2Th	3.98	hP12
Ru_3Si_2Y	3.51	hP12
$Ru_{1.1}Sn_{3.1}Y$	1.3	cP40
Ru_2Th	3.56	C15
$RuTi$	1.07	B2
$Ru_{0.05}Ti_{0.95}$	2.5	
$Ru_{0.1}Ti_{0.9}$	3.5	
$Ru_xTi_{0.6}V_y$	6.6 (max.)	
Ru_3U	0.15	L1 ₂ -cP4
$Ru_{0.45}V_{0.55}$	4.0	B2
RuW	7.5	A3
Ru_2Y	1.52	C14
Ru_2Zr	1.84	C14
$Ru_{0.1}Zr_{0.9}$	5.7	A3
STh	0.5	B1-cF8 (NaCl)
SbSn	1.30–1.42	B1 or distorted
SbTa ₃	0.72	A15-cP8 (Cr ₃ Si)
SbTi ₃	5.8	Same
Sb ₂ Ti ₇	5.2	
$Sb_{0.01-0.03}V_{0.99-0.97}$	3.76–2.63	A2
SbV ₃	0.80	A15
SeTh	1.7	B1-cF8
SiMo ₃	1.4	A15-cP8
Si ₂ Th	3.2	C ₂ , α-phase
Si ₃ Th	2.4	C32, β-phase
SiV _{2.7} Ru _{0.3}	2.9	A15
Si ₂ W ₃	2.8; 2.84	
SiZr ₃	0.5	L1 ₂ -tP32 (Ti ₃ P)
$Sn_{0.174-0.104}Ta_{0.826-0.896}$	6.5–< 4.2	A15
SnTa ₃	8.35	A15, highly ordered
SnTa ₃	6.2	A15, partially ordered
SnTaV ₂	2.8	A15
SnTa ₂ V	3.7	A15
Sn_xTe_{1-x} (n = 10.5–20 × 10 ²⁰)	0.07–0.22	B1
Sn ₃ Th	3.33	L1 ₂ -cP4
SnTi ₃	5.80	A15-cP8
Sn_xTi_{1-x}	2.37–5.2	
SnV ₃	3.8	A15
$Sn_{0.02-0.057}V_{0.98-0.943}$	2.87–~1.6	A2
SnZr ₃	0.92	A15-cP8
Ta _{0.025} Ti _{0.975}	1.3	Hexagonal
Ta _{0.05} Ti _{0.95}	2.9	Hexagonal
$Ta_{0.05-0.75}V_{0.95-0.25}$	4.30–2.65	A2
$Ta_{0.8-1}W_{0.2-0}$	1.2–4.4	A2
$Tc_{0.1-0.4}W_{0.9-0.6}$	1.25–7.18	Cubic
$Tc_{0.50}W_{0.50}$	7.52	α plus
$Tc_{0.60}W_{0.40}$	7.88	plus α
Tc ₆ Zr	9.7	A12
TeY	1.02	B1-cF8
ThTi ₃	0.87	L1 ₂ -cP4
$Th_{0-0.55}Y_{1-0.45}$	1.2–1.8	
$Ti_{0.70}V_{0.30}$	6.14	Cubic
Ti_xV_{1-x}	0.2–7.5	
Ti _{0.5} Zr _{0.5} (annealed)	1.23	
Ti _{0.5} Zr _{0.5} (quenched)	2.0	
Tl ₃ Y	1.52	L1 ₂ -cP4
V ₂ Zr	8.80	C15
$V_{0.26}Zr_{0.74}$	5.9	
W ₂ Zr	2.16	C15
YZn	0.33	B2-cP2 (CsCl)

* n denotes current carriers concentration in cm⁻³.B. Superconductors with $T_c > 10K$

Substance	T_c , K	Crystal structure type
Al ₂ CMo ₃	10.0	A13
Al _{0.5} Ge _{0.5} Nb	12.6	A15
Al _{1-0.8} Ge _{0.2} Nb ₃	20.7	A15
AlNb ₃	18.0	A15 (Cr ₃ Si)
AlNb ₃	12.0	(FeCr)
Al _x Nb _{1-x}	<4.2–13.5	D8 _b
Al _x Nb _{1-x}	12–17.5	A15
$Al_{0.27}Nb_{0.73-0.48}V_{0-0.25}$	14.5–17.5	A15
AlNb _x V _{1-x}	4.4–13.5	
Al _{0.1} Si _{0.9} V ₃	14.05	
AlV ₃	11.8	A15 (Cr ₃ Si)
AuNb ₃	11.5	A15
$Au_{0-0.3}Nb_{1-0.7}$	1.1–11.0	
$Au_{0.02-0.98}Nb_{3}Rh_{0.98-0.02}$	2.53–10.9	A15
$AuNb_{3(1-x)}V_{3x}$	1.5–11.0	A15
$B_{0.03}C_{0.51}Mo_{0.47}$	12.5	
B ₄ LuRh ₄	11.7	(B ₄ CeCo ₄)
B ₂ LuRu	10	
B ₄ Rh ₄ Y	11.3	(B ₄ CeCo ₄)
B _{0.1} Si _{0.9} V ₃	15.8	A15
BaBi _{0.2} O ₃ Pb _{0.8}	13.2	
Ba ₂ CaCu ₂ O ₈ Tl ₂	120	
Ba ₂ Cu ₃ LaO ₆	80	
Ba ₂ Cu ₃ O ₇ Tm	101	
Ba ₂ Cu ₃ O ₇ Y	90	
(Ba,La) ₂ CuO ₄	36	A15 (K ₂ NiF ₄)
Bi ₂ CaCu ₂ O ₈ Sr ₂	110	
Br ₂ Mo ₆ S ₆	13.8	(Mo ₆ PbS ₈)
C ₃ La	11.0	(C ₃ Pu ₂)
CMo	14.3	B1 (NaCl)
CMo ₂	12.2	o**
$C_{0.5}Mo_xNb_{1-x}$	10.8–12.5	B1
CMo_xTi_{1-x}	10.2(max)	B1
$CMo_{0.83}Ti_{0.17}$	10.2	B1
$C_{0-0.38}N_{1-0.62}Ta$	10.0–11.3	
CNb (whiskers)	7.5–10.5	
CNb	11.5	B1
$C_{0.7-1.0}Nb_{0.3-0}$	6–11	B1
CNb_xTa_{1-x}	8.2–13.9	
$CNb_{0.6-0.9}W_{0.4-0.1}$	12.5–11.6	B1
$C_{0.1}Si_{0.9}V_3$	16.4	A15
CTa	10.3	B1
$CTa_{1-0.4}W_{0-0.6}$	8.5–10.5	B1
$C_{0.66}Th_{0.13}Y_{0.21}$	17	(C ₃ Pu ₂)
C ₃ Y ₂	11.5	(C ₃ Pu ₂)
CW	10	B1
(Ca,La) ₂ CuO ₄	18	(K ₂ NiF ₄)
Cu(La,Sr) ₂ O ₄	39	
$Cu_{1.8}Mo_6S_8$	10.8	(Mo ₆ PbS ₈)
$Cr_{0.3}SiV_{2.7}$	11.3	A15
GaNb ₃	14.5	A15 (Cr ₃ Si)
$Ga_xNb_3Sn_{1-x}$	14–18.37	A15
GaV ₃	16.8	A15
$GaV_{2.1-3.5}$	6.3–14.45	A15
GeNb ₃	23.2	A15
GeNb ₃ (quenched)	6–17	A15
$Ge_xNb_3Sn_{1-x}$	17.6–18.0	A15
$Ge_{0.5}Nb_3Sn_{0.5}$	11.3	
$Ge_{0.1}Si_{0.9}V_3$	14.0	A15
GeV ₃	11	A15
InLa ₃	9.83; 10.4	LI ₂ (AuCu ₃)

Substance	T_c, K	Crystal structure type	Substance	T_c, K	Crystal structure type
$In_{0-0.3}Nb_3Sn_{1-0.7}$	18.0–18.19	A15	$Ni_{100-42w/o}Nb_{0-58w/o}Ti$	15–16.8	
InV_3	13.9	A15	$Ni_{100-75w/o}Nb_{0-25w/o}Zr$	12.5–16.35	
$Ir_{0.4}Nb_{0.6}$	10	(FeCr)	NNb_xZr_{1-x}	9.8–13.8	B1
$LaMo_6Se_8$	11.4	(Mo_6PbS_8)	$Ni_{0.93}Nb_{0.85}Zr_{0.15}$	13.8	B1
LiO_4Ti_2	13.7	(Al_2MgO_4)	NTa	12–14	B1
MgB_2	39.0±0.5	C32	NZr	10.7	B1
MoN	12; 14.8	h^*	Nb_3Pt	10.9	A15
Mo_3Os	12.7	A15	$Nb_{0.18}Re_{0.82}$	10	(Mn)
$Mo_6Pb_{0.9}S_{7.5}$	15.2	(Mo_6PbS_8)	Nb_3Si	19	A15
Mo_3Re	10.0; 15	A15	$Nb_{0.3}SiV_{2.7}$	12.8	A15
Mo_xRe_{1-x}	1.2–12.2		Nb_3Sn	18.05	A15
$Mo_{0.52}Re_{0.48}$	11.1		$Nb_{0.8}Sn_{0.2}$	18.18; 18.5	A15
$Mo_{0.57}Re_{0.43}$	14.0		Nb_xSn_{1-x} (film)	2.6–18.5	o^*
$Mo_{-0.60}Re_{0.395}$	10.6		Nb_3Sn_2	16.6	t^*
MoRu	9.5–10.5	A3	$NbSnTa_2$	10.8	A15
Mo_3Ru	10.6	A15	Nb_2SnTa	16.4	A15
Mo_6Se_8Tl	12.2	(Mo_6PbS_8)	$Nb_{2.5}SnTa_{0.5}$	17.6	A15
$Mo_{0.3}SiV_{2.7}$	11.7	A15	$Nb_{2.75}SnTa_{0.25}$	17.8	A15
Mn_3Si	12.5	A15	$Nb_{3x}SnTa_{3(1-x)}$	6.0–18.0	
Mo_3Tc	15	A15	$Nb_2SnTa_{0.5}V_{0.5}$	12.2	A15
$Mo_{0.3}Tc_{0.7}$	12.0	A15	$NbTc_3$	10.5	A12
Mo_xTc_{1-x}	10.8–15.8		$Nb_{0.75}Zr_{0.25}$	10.8	
MoTc ₃	15.8		$Nb_{0.66}Zr_{0.33}$	10.8	
NNb (whiskers)	10–14.5		PbTa ₃	17	A15
NNb (diffusion wires)	16.10		RhTa ₃	10	A15
$Ni_{0.988}Nb$	14.9; 17.3	B1	RhZr ₂	10.8; 11.3	C16
$Ni_{0.824-0.988}Nb$	14.4–15.3	B1	$Rh_{0-0.45}Zr_{1-0.55}$	2.1–10.8	
$Ni_{0.7-0.795}Nb$	11.3–12.9		$SiTi_{0.3}V_{2.7}$	10.9	A15
NNb_xO_y	13.5–17.0	B1	SiV ₃	17.1	A15
NNb_xO_y	6.0–11		$SiV_{2.7}Zr_{0.3}$	13.2	A15

TABLE 5. Critical Field Data

Substance	H_0 (oersteds)	Substance	H_0 (oersteds)
Ag ₂ F	2.5	InSb	1100
Ag ₂ NO ₁₁	57	In_xTl_{1-x}	252–284
Al ₂ CMo ₃	1700	$In_{0.8}Tl_{0.2}$	252
BaBi ₃	740	$Mg_{0.47}Tl_{0.53}$	220
Bi ₂ Pt	10	$Mo_{0.16}Tl_{0.84}$	<985
Bi ₃ Sr	530	NbSn ₂	620
Bi ₅ Tl ₃	>400	PbTl _{0.27}	756
CdSn	>266	PbTl _{0.17}	796
CoSi ₂	105	PbTl _{0.12}	849
$Cr_{0.1}Ti_{0.3}V_{0.6}$	1360	PbTl _{0.075}	880
$In_{1-0.86}Mg_{0-0.14}$	272.4–259.2	PbTl _{0.04}	864

TABLE 6. High Critical Magnetic-Field Superconductive Compounds and Alloys

Substance	T_c , K	H_{c1} , kOe	H_{c2} , kOe	H_{c3} , kOe	T_{obs} , K ^a
Al ₂ CMo ₃	9.8–10.2	0.091	156		1.2
AlNb ₃		0.375			
Ba _x O ₃ Sr _{1-x} Ti	<0.1–0.55	0.0039 max.			
Bi _{0.5} Cd _{0.1} Pb _{0.27} Sn _{0.13}			>24		3.06
Bi _x Pb _{1-x}	7.35–8.4	0.122 max.	30 max.		4.2
Bi _{0.56} Pb _{0.44}	8.8		15		4.2
Bi _{7.5w/o} Pb _{92.5w/o} ^b			2.32		
Bi _{0.099} Pb _{0.901}		0.29	2.8		
Bi _{0.02} Pb _{0.98}		0.46	0.73		
Bi _{0.53} Pb _{0.32} Sn _{0.16}			>25		3.06
Bi _{1-0.93} Sn _{0-0.07}			0–0.032		3.7
Bi ₅ Tl ₃	6.4		>5.6		3.35
C ₈ K (excess K)	0.55		0.160 (H⊥c)		0.32
			0.730 (H c)		0.32
C ₈ K	0.39		0.025 (H⊥c)		0.32
			0.250 (H c)		0.32
C _{0.44} Mo _{0.56}	12.5–13.5	0.087	98.5		1.2
CNb	8–10	0.12	16.9		4.2
CNb _{0.4} Ta _{0.6}	10–13.6	0.19	14.1		1.2
CTa	9–11.4	0.22	4.6		1.2
Ca _x O ₃ Sr _{1-x} Ti	<0.1–0.55	0.002–0.004			
Cd _{0.1} Hg _{0.9} (by weight)		0.23	0.34		2.04
Cd _{0.05} Hg _{0.95}		0.28	0.31		2.16
Cr _{0.10} Ti _{0.30} V _{0.60}	5.6	0.071	84.4		0
GaN	5.85	0.725			4.2
Ga _x Nb _{1-x}			>28		4.2
GaSb (annealed)	4.24		2.64		3.5
GaV _{1.95}	5.3		73 ^c		
GaV _{2.1-3.5}	6.3–14.45		230–300 ^d		0
GaV ₃		0.4	350 ^e		0
			500 ^d		
GaV _{4.5}	9.15		121 ^c		0
Hf _x Nb _y			>52–>102		1.2
Hf _x Ta _y			>28–>86		1.2
Hg _{0.05} Pb _{0.95}		0.235	2.3		
Hg _{0.101} Pb _{0.899}		0.23	4.3		4.2
Hg _{0.15} Pb _{0.85}	6.75		>13		2.93
In _{0.98} Pb _{0.02}	3.45	0.1		0.12	2.76
In _{0.96} Pb _{0.04}	3.68	0.1	0.12	0.25	2.94
In _{0.94} Pb _{0.06}	3.90	0.095	0.18	0.35	3.12
In _{0.913} Pb _{0.087}	4.2	~10.17	0.55	2.65	
In _{0.316} Pb _{0.684}		0.155	3.7		4.2
In _{0.17} Pb _{0.83}			2.8	5.5	4.2
In _{1.000} Te _{1.002}	3.5–3.7		1.2 ^c		0
In _{0.95} Tl _{0.05}		0.263	0.263		3.3
In _{0.90} Tl _{0.10}		0.257	0.257		3.25
In _{0.83} Tl _{0.17}		0.242	0.39		3.21
In _{0.75} Tl _{0.25}		0.216	0.50		3.16
LaN	1.35	0.45			0.76
La ₃ S ₄	6.5	≈0.15	>25		1.3
La ₃ Se ₄	8.6	≈0.2	>25		1.25
Mo _{0.52} Re _{0.48}	11.1		14–21	22–33	4.2
			18–28	37–43	1.3
Mo _{0.6} Re _{0.395}	10.6		14–20	20–37	4.2
			19–26	26–37	1.3
Mo _{0.5} Ti _{0.5}			75 ^c		0
Mo _{0.16} Ti _{0.84}	4.18	0.028	98.7 ^c		0
			36–38		3.0
Mo _{0.913} Ti _{0.087}	2.95	0.060	15		4.2
Mo _{0.1-0.3} U _{0.9-0.7}	1.85–2.06		>25		
Mo _{0.17} Zr _{0.83}			30		

Substance	T_c , K	H_{c1} , kOe	H_{c2} , kOe	H_{c3} , kOe	T_{obs} , K ^a
N _(12.8 w/o) Nb	15.2		>9.5		13.2
NNb (wires)	16.1		153 ^c		0
			132		4.2
			95		8
			53		12
NNb _x O _{1-x}	13.5–17.0		38		
NNb _x Zr _{1-x}	9.8–13.8		4– >130		4.2
N _{0.93} Nb _{0.85} Zr _{0.15}	13.8		>130		4.2
Na _{0.086} Pb _{0.914}		0.19	6.0		
Na _{0.016} Pb _{0.984}		0.28	2.05		
Nb	9.15		2.020		1.4
			1.710		4.2
Nb		0.4–1.1	3–5.5		4.2
Nb (unstrained)		1.1–1.8	3.40	6–9.1	4.2
Nb (strained)		1.25–1.92	3.44	6.0–8.7	4.2
Nb (cold-drawn wire)		2.48	4.10	≈10	4.2
Nb (film)			>25		4.2
NbSc			>30		
Nb ₃ Sn		0.170	221		4.2
			70		14.15
			54		15
			34		16
			17		17
Nb _{0.1} Ta _{0.9}		0.084	0.154		4.195
Nb _{0.2} Ta _{0.8}			10		4.2
Nb _{0.65-0.73} Ta _{0.02-0.10} Zr _{0.25}			>70–>90		4.2
Nb _x Ti _{1-x}			148 max.		1.2
			120 max.		4.2
Nb _{0.222} U _{0.778}		1.98	23		1.2
Nb _x Zr _{1-x}			127 max.		1.2
			94 max.		4.2
O ₃ SrTi	0.43	0.0049 ^c	0.504 ^c		0
O ₃ SrTi	0.33	0.00195 ^c	0.420 ^c		0
PbSb _{1 w/o} (quenched)			>1.5		4.2
PbSb _{1 w/o} (annealed)			>0.7		4.2
PbSb _{2.8 w/o} (quenched)			>2.3		4.2
PbSb _{2.8 w/o} (annealed)			>0.7		4.2
Pb _{0.871} Sn _{0.129}		0.45	1.1		
Pb _{0.965} Sn _{0.035}		0.53	0.56		
Pb _{1-0.26} Tl _{0-0.74}	7.20–3.68		2–6.9 ^c		0
PbTl _{0.17}	6.73		4.5 ^c		0
Re _{0.26} W _{0.74}			>30		
Sb _{0.93} Sn _{0.07}			0.12		3.7
SiV ₃	17.0	0.55	156 ^c		
Sn _x Te _{1-x}		0.00043–0.00236	0.005–0.0775		0.012–0.079
Ta (99.95%)		0.425	1.850		1.3
		0.325	1.425		2.27
		0.275	1.175		2.66
		0.090	0.375		3.72
Ta _{0.5} Nb _{0.5}			3.55		4.2
Ta _{0.65-0} Ti _{0.35-1}	4.4–7.8		>14–138		1.2
Ta _{0.5} Ti _{0.5}			138		1.2
Te	3.3	0.25 ^c			0
Tc _x W _{1-x}	5.75–7.88		8–44		4.2
Ti				2.7	4.2
Ti _{0.75} V _{0.25}	5.3	0.029 ^c	199 ^c		0
Ti _{0.775} V _{0.225}	4.7	0.024 ^c	172 ^c		0
Ti _{0.615} V _{0.385}	7.07	0.050	34		4.2
Ti _{0.516} V _{0.484}	7.20	0.062	28		4.2
Ti _{0.415} V _{0.585}	7.49	0.078	25		4.2
Ti _{0.12} V _{0.88}			17.3	28.1	4.2
Ti _{0.09} V _{0.91}			14.3	16.4	4.2
Ti _{0.06} V _{0.94}			8.2	12.7	4.2

Substance	T_c , K	H_{c1} , kOe	H_{c2} , kOe	H_{c3} , kOe	T_{obs} , K ^a
Ti _{0.03} V _{0.97}			3.8	6.8	4.2
Ti _x V _{1-x}			108 max.		1.2
V	5.31	0.8	3.4		1.79
		0.75	3.15		2
		0.45	2.2		3
		0.30	1.2		4
V _{0.26} Zr _{0.74}	≈5.9	0.238			1.05
		0.227			1.78
		0.185			3.04
		0.165			3.5
W (film)	1.7–4.1		>34		1

^a Temperature of critical field measurement.

^b w/o denotes weight percent.

^c Extrapolated.

^d Linear extrapolation.

^e Parabolic extrapolation

References

- B. W. Roberts, in *Superconductive Materials and Some of Their Properties. Progress in Cryogenics*, Vol. IV, 1964, pp. 160–231.
- B. W. Roberts, *Superconductive Materials and Some of Their Properties*, NBS Technical Notes 408 and 482, U.S. Government Printing Office, 1966 and 1969; B. W. Roberts, *J. Phys. Chem. Ref. Data*, 5, 581, 1976.
- B. W. Roberts, *Properties of Selected Superconductive Materials*, 1978 Supplement, NBS Technical Note 983, 1978.
- T. Claeson, *Phys. Rev.*, 147, 340, 1966.
- C. J. Raub, W. H. Zachariasen, T. H. Geballe, and B. T. Matthias, *J. Phys. Chem. Solids*, 24, 1093, 1963.
- T. H. Geballe, B. T. Matthias, V. B. Compton, E. Corenzwit, G. W. Hull, Jr., and L. D. Longinotti, *Phys. Rev.*, 1A, 119, 1965.
- C. J. Raub, V. B. Compton, T. H. Geballe, B. T. Matthias, J. P. Maita, and G. W. Hull, Jr., *J. Phys. Chem. Solids*, 26, 2051, 1965.
- R. D. Blaugher, J. K. Hulm, and P. N. Yocom, *J. Phys. Chem. Solids*, 26, 2037, 1965.
- T. Claeson and H. L. Luo, *J. Phys. Chem. Solids*, 27, 1081, 1966.
- S. C. Ng and B. N. Brockhouse, *Solid State Comm.*, 5, 79, 1967.
- O. I. Shulishova and I. A. Shcherbak, *Izv. AN SSSR, Neorg. Materials*, 3, 1495, 1967.
- T. F. Smith and H. L. Luo, *J. Phys. Chem. Solids*, 28, 569, 1967.
- A. C. Lawson, *J. Less-Common Metals*, 23, 103, 1971.
- R. Chevrel, M. Sergent, and J. Prigent, *J. Solid State Chem.*, 3, 515, 1971.
- M. Marezio, P. D. Dernier, J. P. Remeika, and B. T. Matthias, *Mat. Res. Bull.*, 8, 657, 1973.
- J. K. Hulm and R. D. Blaugher in *Superconductivity in d- and f-Band Metals*, D. H. Douglass, Ed., American Institute of Physics, 4, 1, 1972.
- R. N. Shelton, A. C. Lawson, and D. C. Johnston, *Mat. Res. Bull.*, 10, 297, 1975.
- H. D. Wiesinger, *Phys. Status Sol.*, 41A, 465, 1977.
- O. Fisher, *Applied Phys.*, 16, 1, 1978.
- D. C. Johnston, *Solid State Comm.*, 24, 699, 1977.
- H. C. Ku and R. H. Shelton, *Mat. Res. Bull.*, 15, 1441, 1980.
- H. Barz, *Mat. Res. Bull.*, 15, 1489, 1980.
- G. P. Espinosa, A. S. Cooper, H. Barz, and J. P. Remeika, *Mat. Res. Bull.*, 15, 1635, 1980.
- E. M. Savitskii, V. V. Baron, Yu. V. Efimov, M. I. Bychkova, and L. F. Myzenkova, in *Superconducting Materials*, Plenum Press, 1981, p. 107.
- R. Fluckiger and R. Baillif, in *Topics in Current Physics*, O. Fischer and M. B. Maple, Eds., Springer Verlag, 34, 113, 1982.
- R. N. Shelton, in *Superconductivity in d- and f-Band Metals*, W. Buckel and W. Weber, Eds., Kernforschungszentrum, Karlsruhe, 1982, p. 123.
- D. C. Johnston and H. F. Braun, *Topics in Current Phys.*, 32, 11, 1982.
- R. Chevrel and M. Sergent, *Topics in Current Phys.*, 32, 25, 1982.
- G. P. Espinosa, A. S. Cooper, and H. Barz, *Mat. Res. Bull.*, 17, 963, 1982.
- R. Muller, R. N. Shelton, J. W. Richardson, Jr., and R. A. Jacobson, *J. Less-Comm. Met.*, 92, 177, 1983.
- You-Xian Zhao and Shou-An He, in *High Pressure in Science and Technology*, North Holland, 22, 51, 1983.
- You-Xian Zhao and Shou-An He, *Solid State Comm.*, 24, 699, 1983.
- G. P. Meisner and H. C. Ku, *Appl. Phys.*, A31, 201, 1983.
- R. J. Cava, D. W. Murphy, and S. M. Zahurak, *J. Electrochem. Soc.*, 130, 2345, 1983.
- R. N. Shelton, *J. Less-Comm. Met.*, 94, 69, 1983.
- B. Chevalier, P. Lejay, B. Lloret, Wang Xian-Zhong, J. Etourneau, and P. Hagenmuller, *Annales de Chimie*, 9, 191, 1984.
- G. Venturini, M. Meot-Meyer, E. McRae, J. F. Mareche, and B. Rogues, *Mat. Res. Bull.*, 19, 1647, 1984.
- J. M. Tarascon, F. G. DiSalvo, D. W. Murphy, G. Hull, and J. V. Waszczak, *Phys. Rev.*, 29B, 172, 1984.
- G. V. Subba and G. Balakrishnan, *Bull. Mat. Sci.*, 6, 283, 1984.
- B. Batlog, *Physica*, 126B, 275, 1984.
- M. J. Johnson, Ames Lab (USA) Report IS-T-1140, 1984.
- I. M. Chapnik, *J. Mat. Sci. Lett.*, 4, 370, 1985.
- W. Rong-Yao, L. Q-Guang, and Z. Xiao, *Phys. Status Sol.*, 90A, 763, 1985.
- W. Xian-Zhong, B. Chevalier, J. Etourneau, and P. Hagenmuller, *Mat. Res. Bull.*, 20, 517, 1985.
- H. R. Ott, F. Hulliger, H. Rudigier, and Z. Fisk, *Phys. Rev.*, 31B, 1329, 1985.
- P. Villars and L. D. Calver, *Pearson's Handbook of Crystallographic Data for Intermetallic Phases*, Vol. 1–3, ASM, 1985.
- G. V. Subba Rao, K. Wagner, G. Balakrishnan, J. Jakani, W. Paulus, and R. Scollhorn, *Bull. Mat. Sci.*, 7, 215, 1985.
- J. G. Bednorz and K. A. Muller, *Zs. Physik*, B64, 189, 1986.
- W. Rong-Yao, *Phys. Status Sol.*, 94A, 445, 1986.
- H. D. Yang, R. N. Shelton, and H. F. Braun, *Phys. Rev.*, 33B, 5062, 1986.
- G. Venturini, M. Kanta, E. McRae, J. F. Mareche, B. Malaman, and B. Roques, *Mat. Res. Bull.*, 21, 1203, 1986.
- W. Rong-Yao, *J. Mat. Sci. Lett.*, 5, 87, 1986.
- M. K. Wu, J. R. Ashburn, C. J. Torng, P. H. Hor, R. L. Meng, L. Gao, Z. J. Huang, Y. Q. Wang, and C. W. Chu, *Phys. Rev. Lett.*, 58, 908, 1987.
- R. J. Cava, R. B. Van Dover, B. Batlog, and E. A. Rietman, *Phys. Rev. Lett.*, 58, 408, 1987.
- L. C. Porter, T. J. Thorn, U. Geiser, A. Umezawa, H. H. Wang, W. K. Kwok, H-C. I. Kao, M. R. Monaghan, G. W. Crabtree, K. D. Carlson, and J. M. Williams, *Inorg. Chem.*, 26, 1645, 1987.
- A. M. Kini, U. Geiser, H-C. I. Kao, K. D. Carlson, H. H. Wang, M. R. Monaghan, and K. M. Williams, *Inorg. Chem.*, 26, 1834, 1987.

57. T. Penney, S. von Molnar, D. Kaiser, F. Holtzberg, and A. W. Kleinsasser, *Phys. Rev.*, B38, 2918, 1988.
58. Y. K. Tao, J. S. Swinnea, A. Manthiram, J. S. Kim, J. B. Goodenough, and H. Steinfink, *J. Mat. Res.*, 3, 248, 1988.
59. G. G. Peterson, B. R. Weinberger, L. Lynds, and H. A. Krasinski, *J. Mat. Res.*, 3, 605, 1988.
60. J. B. Torrance, Y. Tokura, A. Nazzari, and S. S. P. Parkin, *Phys. Rev. Lett.*, 60, 542, 1988.
61. K. Kourtakis, M. Robbins, P. K. Gallagher, and T. Teifel, *J. Mat. Res.*, 4, 1289, 1989.
62. J. C. Phillips, *Physics of High- T_c Superconductors*, Academic Press, 1989, p. 336.
63. Shui Wai Lin and L. I. Berger, *Rev. Sci. Instrum.*, 60, 507, 1989.
64. M. Tinkham, *Introduction to Superconductivity*, McGraw-Hill, New York, 1975.
65. O. Fischer and M.B. Maple, Eds., *Topics in Current Physics*, Volume 32: Superconductivity in Ternary Compounds I; Volume 34: Superconductivity in Ternary Compounds II, Springer-Verlag, Berlin, 1982.
66. K. J. Dunn and F. P. Bundy, *Phys. Rev.*, B25, 194, 1982.
67. A. Barone and G. Paterno, *Physics and Applications of the Josephson Effect*, Wiley, New York, 1982.
68. D. H. Douglass, Ed., *Superconductivity in d- and f-Band Metals*, Plenum Press, New York, 1976.
69. D. M. Ginsberg, Ed., *Physical Properties of High Temperature Superconductors*, (Volume II, 1990; Volume III, 1992; Volume V, 1996), World Scientific, Singapore.
70. T. Ishiguro and K. Yamaji, *Organic Superconductors*, Springer-Verlag, Berlin, 1990.
71. Sh. Okada, K. Shimizu, T. C. Kobayashi, K. Amaya, and Sh. Endo., *J. Phys. Soc. Jpn.*, 65, 1924, 1996.
72. A. Bourdillon and N. X. Tan Bourdillon, *High Temperature Superconductors: Processing and Science*, Academic Press, 1994.
73. J. M. Williams, J. R. Ferraro, R. J. Thorn, K. Carlson, U. Geiser, H. H. Wang, A. M. Kini, and M.-H. Whangbo, *Organic Superconductors (Including Fullerenes): Synthesis, Structure, Properties, and Theory*, Prentice-Hall, 1992.
74. J. Nagamatsu, N. Nakagawa, T. Muranaka, Y. Zenitani, and J. Akimitsu, *Nature (London)*, 410, 63, 2001.
75. Y. Boguslavsky, G. K. Perkins, X. Qi, L. F. Cohen, and A. D. Caplin, *Nature (London)*, 410, 563, 2001.
76. B. Q. Fu, Y. Feng, G. Yan, Y. Zhao, A. K. Pradhan, C. H. Cheng, P. Ji, X. H. Liu, C. F. Liu, L. Zhou, and K. F. Yau, *J. Appl. Phys.*, 92, 7341, 2002.

HIGH TEMPERATURE SUPERCONDUCTORS

C. N. R. Rao and A. K. Raychaudhuri

The following tables give properties of a number of high temperature superconductors. Table 1 lists the crystal structure (space group and lattice constants) and the critical transition temperature T_c for the more important high temperature superconductors so far studied. Table 2 gives energy gap, critical current density, and penetration depth in the superconducting state. Table 3 gives electrical and thermal properties of some of these materials in the normal state. The tables were prepared in November 1992 and updated in November 1994.

- Rao, C. N. R., Ed., *Chemistry of High-Temperature Superconductors*, World Scientific, Singapore, 1991.
- Shackelford, J. F., *The CRC Materials Science and Engineering Handbook*, CRC Press, Boca Raton, 1992, 98–99 and 122–123.
- Kaldis, E., Ed., *Materials and Crystallographic Aspects of HT_c Superconductivity*, Kluwer Academic Publ., Dordrecht, The Netherlands, 1992.
- Malik, S. K. and Shah, S. S., Ed., *Physical and Material Properties of High Temperature Superconductors*, Nova Science Publ., Commack, N.Y., 1994.
- Chmaissem, O. et. al., *Physica*, C230, 231–238, 1994.
- Antipov, E. V. et. al., *Physica*, C215, 1–10, 1993.

References

- Ginsburg, D. M., Ed., *Physical Properties of High-Temperature Superconductors*, Vols. I–III, World Scientific, Singapore, 1989–1992.

TABLE 1. Structural Parameters and Approximate T_c Values of High-Temperature Superconductors

Material	Structure	T_c /K (maximum value)
$\text{La}_2\text{CuO}_{4,\delta}$	Bmab; $a = 5.355, b = 5.401, c = 13.15 \text{ \AA}$	39
$\text{La}_{2-x}\text{Sr}_x(\text{Ba}_y)\text{CuO}_4$	I4/mmm; $a = 3.779, c = 13.23 \text{ \AA}$	35
$\text{La}_2\text{Ca}_{1-x}\text{Sr}_x\text{Cu}_2\text{O}_6$	I4/mmm; $a = 3.825, c = 19.42 \text{ \AA}$	60
$\text{YBa}_2\text{Cu}_3\text{O}_7$	Pmmm; $a = 3.821, b = 3.885, c = 11.676 \text{ \AA}$	93
$\text{YBa}_2\text{Cu}_4\text{O}_8$	Ammm; $a = 3.84, b = 3.87, c = 27.24 \text{ \AA}$	80
$\text{Y}_2\text{Ba}_4\text{Cu}_7\text{O}_{15}$	Ammm; $a = 3.851, b = 3.869, c = 50.29 \text{ \AA}$	93
$\text{Bi}_2\text{Sr}_2\text{CuO}_6$	Amaa; $a = 5.362, b = 5.374, c = 24.622 \text{ \AA}$	10
$\text{Bi}_2\text{CaSr}_2\text{Cu}_2\text{O}_8$	A_2aa ; $a = 5.409, b = 5.420, c = 30.93 \text{ \AA}$	92
$\text{Bi}_2\text{Ca}_2\text{Sr}_2\text{Cu}_2\text{O}_{10}$	A_2aa ; $a = 5.39, b = 5.40, c = 37 \text{ \AA}$	110
$\text{Bi}_2\text{Sr}_2(\text{Ln}_{1-x}\text{Ce}_x)_2\text{Cu}_2\text{O}_{10}$	P4/mmm; $a = 3.888, c = 17.28 \text{ \AA}$	25
$\text{Tl}_2\text{Ba}_2\text{CuO}_6$	A_2aa ; $a = 5.468, b = 5.472, c = 23.238 \text{ \AA}$; I4/mmm; $a = 3.866, c = 23.239 \text{ \AA}$	92
$\text{Tl}_2\text{CaBa}_2\text{Cu}_2\text{O}_8$	I4/mmm; $a = 3.855, c = 29.318 \text{ \AA}$	119
$\text{Tl}_2\text{Ca}_2\text{Ba}_2\text{Cu}_2\text{O}_{10}$	I4/mmm; $a = 3.85, c = 35.9 \text{ \AA}$	128
$\text{Tl}(\text{BaLa})\text{CuO}_5$	P4/mmm; $a = 3.83, c = 9.55 \text{ \AA}$	40
$\text{Tl}(\text{SrLa})\text{CuO}_5$	P4/mmm; $a = 3.7, c = 9 \text{ \AA}$	40
$(\text{Tl}_{0.5}\text{Pb}_{0.5})\text{Sr}_2\text{CuO}_5$	P4/mmm; $a = 3.738, c = 9.01 \text{ \AA}$	40
$\text{TlCaBa}_2\text{Cu}_2\text{O}_7$	P4/mmm; $a = 3.856, c = 12.754 \text{ \AA}$	103
$(\text{Tl}_{0.5}\text{Pb}_{0.5})\text{CaSr}_2\text{Cu}_2\text{O}_7$	P4/mmm; $a = 3.80, c = 12.05 \text{ \AA}$	90
$\text{TlSr}_2\text{Y}_{0.5}\text{Ca}_{0.5}\text{Cu}_2\text{O}_7$	P4/mmm; $a = 3.80, c = 12.10 \text{ \AA}$	90
$\text{TlCa}_2\text{Ba}_2\text{Cu}_3\text{O}_8$	P4/mmm; $a = 3.853, c = 15.913 \text{ \AA}$	110
$(\text{Tl}_{0.5}\text{Pb}_{0.5})\text{Sr}_2\text{Ca}_2\text{Cu}_3\text{O}_9$	P4/mmm; $a = 3.81, c = 15.23 \text{ \AA}$	120
$\text{TlBa}_2(\text{La}_{1-x}\text{Ce}_x)_2\text{Cu}_2\text{O}_9$	I4/mmm; $a = 3.8, c = 29.5 \text{ \AA}$	40
$\text{Pb}_2\text{Sr}_2\text{La}_{0.5}\text{Ca}_{0.5}\text{Cu}_3\text{O}_8$	Cmmm; $a = 5.435, b = 5.463, c = 15.817 \text{ \AA}$	70
$\text{Pb}_2(\text{SrLa})_2\text{Cu}_2\text{O}_6$	P22 ₂ ; $a = 5.333, b = 5.421, c = 12.609 \text{ \AA}$	32
$(\text{Pb,Cu})\text{Sr}_2(\text{La,Ca})\text{Cu}_2\text{O}_7$	P4/mmm; $a = 3.820, c = 11.826 \text{ \AA}$	50
$(\text{Pb,Cu})(\text{Sr,Eu})(\text{Eu,Ce})\text{Cu}_2\text{O}_x$	I4/mmm; $a = 3.837, c = 29.01 \text{ \AA}$	25
$\text{Nd}_{2-x}\text{Ce}_x\text{CuO}_4$	I4/mmm; $a = 3.95, c = 12.07 \text{ \AA}$	30
$\text{Ca}_{1-x}\text{Sr}_x\text{CuO}_2$	P4/mmm; $a = 3.902, c = 3.35 \text{ \AA}$	110
$\text{Sr}_{1-x}\text{Nd}_x\text{CuO}_2$	P4/mmm; $a = 3.942, c = 3.393 \text{ \AA}$	40
$\text{Ba}_{0.6}\text{K}_{0.4}\text{BiO}_3$	Pm3m; $a = 4.287 \text{ \AA}$	31
$\text{Rb}_2\text{CsC}_{60}$	$a = 14.493 \text{ \AA}$	31
$\text{NdBa}_2\text{Cu}_3\text{O}_7$	Pmmm; $a = 3.878, b = 3.913, c = 11.753$	58
$\text{SmBaSrCu}_3\text{O}_7$	I4/mmm; $a = 3.854, c = 11.62$	84
$\text{EuBaSrCu}_3\text{O}_7$	I4/mmm; $a = 3.845, c = 11.59$	88
$\text{GdBaSrCu}_3\text{O}_7$	I4/mmm; $a = 3.849, c = 11.53$	86
$\text{DyBaSrCu}_3\text{O}_7$	Pmmm; $a = 3.802, b = 3.850, c = 11.56$	90
$\text{HoBaSrCu}_3\text{O}_7$	Pmmm; $a = 3.794, b = 3.849, c = 11.55$	87
$\text{ErBaSrCu}_3\text{O}_7$ (multiphase)	Pmmm; $a = 3.787, b = 3.846, c = 11.54$	82
$\text{TmBaSrCu}_3\text{O}_7$ (multiphase)	Pmmm; $a = 3.784, b = 3.849, c = 11.55$	88
$\text{YBaSrCu}_3\text{O}_7$	Pmmm; $a = 3.803, b = 3.842, c = 11.54$	84
$\text{HgBa}_2\text{CuO}_4$	I4/mmm; $a = 3.878, c = 9.507$	94
$\text{HgBa}_2\text{CaCu}_2\text{O}_6$ (annealed in O_2)	I4/mmm; $a = 3.862, c = 12.705$	127
$\text{HgBa}_2\text{Ca}_2\text{Cu}_3\text{O}_8$	Pmmm; $a = 3.85, c = 15.85$	133
$\text{HgBa}_2\text{Ca}_3\text{Cu}_4\text{O}_{10}$	Pmmm; $a = 3.854, c = 19.008$	126

TABLE 2. Superconducting Properties

$J_c(0)$: Critical current density extrapolated to 0 K

λ_{ab} : Penetration depth in a - b plane

k_B : Boltzmann constant

Material	Form	Energy gap (Δ)		$10^{-6} \times J_c(0)/A\text{ cm}^{-2}$	$\lambda_{ab}/\text{\AA}$
		$2\Delta_{pp}/k_B T_c^*$	$2\Delta_{fit}/k_B T_c^\dagger$		
YBa ₂ Cu ₃ O ₇	Single Crystal	5-6	4-5	30 (film)	1400
Bi ₂ Sr ₂ CaCu ₂ O ₈	Single Crystal	8-9	5.5-6.5	2	2700
Tl ₂ Ba ₃ CaCu ₂ O ₈	Ceramic	6-7	4-6	10 (film, 80 K)	2000
La _{2-x} Sr _x CuO ₄ , $x = 0.15$	Ceramic	7-9	4-6		
Nd _{2-x} Ce _x CuO ₄	Ceramic	8	4-5	0.2 (film)	

* Obtained from peak to peak value.

† Obtained from fit to BCS-type relation.

TABLE 3. Normal State Properties

ρ_{ab} : Resistivity in the a - b plane

ρ_c : Resistivity along the c axis

+ve: ρ_c has positive temperature coefficient of resistivity

-ve: ρ_c has negative temperature coefficient of resistivity

n_H : Hall density

k : Thermal conductivity

in plane: Along a - b plane

out of plane: Perpendicular to a - b plane

Material	Form	$\rho_{ab}/\mu\Omega\text{ cm}$		$\rho_c/\text{m}\Omega\text{ cm}$	$d\rho_c/dT$	$10^{-21} \times n_H/\text{cm}^{-3}$		$k/(\text{mW}/\text{cm K})$ at 300 K	
		300 K	100 K	300 K		300 K	100 K	in plane	out of plane
YBa ₂ Cu ₃ O ₇	Single crystal	110	35	5	+ve	11-16	4-6	120	3
	Film	200-300	60-100			5-9	2-3		
YBa ₂ Cu ₄ O ₈	Single crystal	75	20	10	-ve	14			
	Film	100-200	20-50			22	17		
Bi ₂ Sr ₂ CuO ₆	Single crystal	300	150	5000	-ve	6	5		
Bi ₂ Sr ₂ CaCu ₂ O ₈	Single crystal	150	50	>1000	-ve	4	3	60	8
Tl ₂ Ba ₂ CuO ₆	Single crystal	300-400	50-75	200-300	+ve	3.1	2.5		
Tl ₂ Ba ₂ Ca ₂ Cu ₃ O ₁₀	Ceramic	***	**				$\approx 2^*$		
La _{2-x} Sr _x CuO ₄ , $x = 0.12$	Single crystal	900	350	200	+ve for $T > 225\text{ K}$	2.5			
La _{2-x} Sr _x CuO ₄ , $x = 0.20$	Single crystal	400	200	80	+ve for $T > 150\text{ K}$	10		50 (for $x = 0.04$)	20
	Film	400	160			8.4	6.3		
Nd _{2-x} Ce _x CuO ₄ , $x = 0.17$	Single crystal	500	275			53	17		
	$x = 0.15$ Film	140-180	35			32	11	250 (for $x = 0.15$)	

* At 200 K

** $\rho \sim 0.4\text{ m}\Omega\text{ cm}$ at 120 K

*** $\rho \sim 1.5\text{ m}\Omega\text{ cm}$ at 300 K

ORGANIC SUPERCONDUCTORS

H.P.R. Frederikse

Although the vast majority of organic compounds are insulators, a small number of organic solids show considerable electrical conductivity. Some of these materials appear to be superconductors. The superconducting organics fall primarily into two groups: those containing fulvalenes (pentagonal rings containing sulfur or selenium) and those based on fullerenes, involving the nearly spherical cluster C_{60} .

The transition temperatures T_c of the fulvalene derivatives are shown in Table 1. The abbreviations of the various molecular groups are listed in Table 2 and their chemical structures are depicted in Figure 1. Most of the T_c 's are between 1 and 12 K. Several of the compounds only show superconductivity under pressure.

The fullerenes are A_3C_{60} compounds, where A represents a single or a combination of alkali atoms. The C_{60} cluster is shown in

Figure 2a, while Figure 2b illustrates how the alkali atoms fit into the A_3C_{60} molecule to form the A15 crystallographic structure. Their superconducting transition temperatures range from 8 to 31.3 K (see Table 3).

References

1. Ishigura, T. and Yamaji, K., *Organic Superconductors*, Springer-Verlag, Berlin, 1990.
2. Williams, Jack M. et al., *Organic Superconductors (Including Fullerenes)*, Prentice Hall, Englewood Cliffs, N.J., 1992.
3. *The Fullerenes*, Ed.: Krato, H. W., Fisher, J. E., and Cox, D. E., Pergamon Press, Oxford, 1993.
4. Schluter, M. et al., in *The Fullerenes* (Ref. 3), p. 303.

TABLE 1. Critical Pressure and Maximum Critical Temperature of Organic Superconductors

Material	P_c /kbar	T_c /K	Material	P_c /kbar	T_c /K
(TMTSF) $_2$ PF $_6$	6.5	1.2	β -(ET) $_2$ I Br_2	0	2.8
(TMTSF) $_2$ AsF $_6$	9	1.3	β -(ET) $_2$ AuI $_2$	0	4.8
(TMTSF) $_2$ SbF $_6$	11	0.4	(ET) $_4$ Hg $_{2.89}$ Cl $_8$	0	4.2
(TMTSF) $_2$ TaF $_6$	12	1.4	(ET) $_4$ Hg $_{2.89}$ Br $_8$	12	1.8
(TMTSF) $_2$ ClO $_4$	0	1.4	(ET) $_3$ Cl $_2$ (H $_2$ O) $_2$	16	2
(TMTSF) $_2$ ReO $_4$	9.5	1.3	κ -(ET) $_2$ Cu(NCS) $_2$	0	10.4
(TMTSF) $_2$ FSO $_3$	5	3	κ -(d-ET) $_2$ Cu(NCS) $_2$	0	11.4
(ET) $_4$ (ReO $_4$) $_2$	4.5	2	(DMET) $_2$ Au(CN) $_2$	1.5	0.9
β_L -(ET) $_2$ I $_3$	0	1.4	(DMET) $_2$ AuI $_2$	5	0.6
β_H -(ET) $_2$ I $_3$	0	8.1	(DMET) $_2$ AuBr $_2$	0	1.9
γ -(ET) $_3$ I $_{2.5}$	0	2.5	(DMET) $_2$ AuCl $_2$	0	0.9
ϵ -(ET) $_2$ I $_3$ (I $_{8}$) $_{0.5}$	0	2.5	(DMET) $_2$ I $_3$	0	0.6
α -(ET) $_2$ I $_3$ I $_2$ -doped	0	3.3	(DMET) $_2$ I Br_2	0	0.7
α_t -(ET) $_2$ I $_3$	0	8	(MDT-TTF) $_2$ AuI $_2$	0	3.5
$\epsilon \rightarrow \beta$ -(ET) $_2$ I $_3$ ^a	0	6	TTF[Ni(dmit) $_2$] $_2$	2	1.6 ^b
θ -(ET) $_2$ I $_3$	0	3.6	TTF[Pd(dmit) $_2$] $_2$	20	6.5
κ -(ET) $_2$ I $_3$	0	3.6	(CH $_3$) $_4$ N[Ni(dmit) $_2$] $_2$	7	5

^a Converted from ϵ -type to β -type by thermal treatment.

^b For 7 kbar.

From Ishigura, T. and Yamaji, K., *Organic Superconductors*, Springer-Verlag, Berlin, 1990. With permission.

TABLE 2. List of Symbols and Abbreviations

TTF	tetrathiafulvalene
TMTSF	tetramethyltetraselenafulvalene
BEDT-TTF or "ET"	bis(ethylenedithio)tetrathiafulvalene
MDT-TTF	methylenedithiotetrathiafulvalene
DMET	[dimethyl(ethylenedithio)diselenadithiafulvalene]
dmit	4,5-dimercapto-1,3-dithiole-2-thione
T_c	transition temperature to superconducting state
P_c	minimum pressure required for superconducting transition

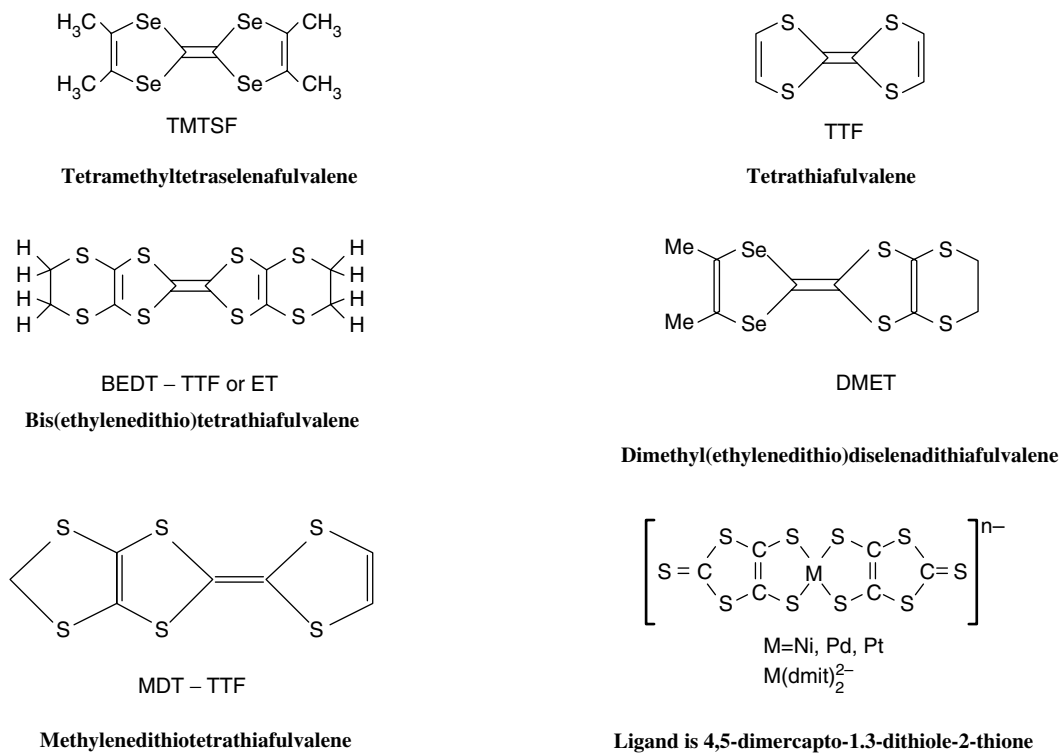


FIGURE 1. Structures of various donor molecules and acceptor species.

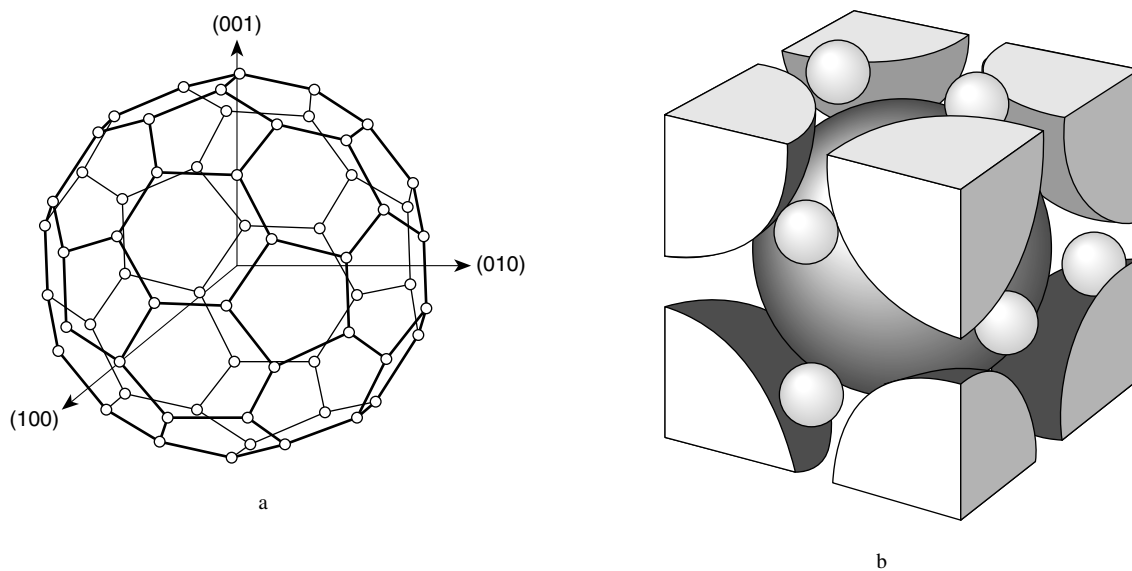
FIGURE 2. (a) C_{60} cluster placed in a fcc lattice. Each crystal axis crosses a double bond shared by two hexagons. (b) A hypothetical A_3C_{60} with the A15 structure. The structure can be seen to be an ordered defect structure of A_6C_{60} .

TABLE 3. Unit Cell and T_c for FCC- A_3C_{60}

	Lattice parameter(s) (Å)	T_c /K
$Na_2Rb_{0.5}Cs_{0.5}C_{60}$	14.148(3)	8.0
Na_2CsC_{60} No. 1 ^a	14.132(2)	10.5
Na_2CsC_{60} No. 2 ^a	14.176(9)	14.0
K_3C_{60}	14.253(3)	19.3
K_2RbC_{60}	14.299(2)	21.8
Rb_2KC_{60} No. 1 ^a	14.336(1)	24.4
Rb_2KC_{60} No. 2 ^a	14.364(5)	26.4
Rb_3C_{60}	14.436(2)	29.4
Rb_2CsC_{60}	14.493(2)	31.3

^a Samples labeled No. 1 and No. 2 have the same nominal composition.

From Schluter, M et. al., *The Fullerenes*, Ed.: Krato, H.W., Fisher, J.E., and Cox, D.E., Pergamon Press, Oxford, 1993. With permission.

PROPERTIES OF SEMICONDUCTORS

L.I. Berger

The term *semiconductor* is applied to a material in which electric current is carried by electrons or holes and whose electrical conductivity, when extremely pure, rises exponentially with temperature and may be increased from its low "intrinsic" value by many orders of magnitude by "doping" with electrically active impurities.

Semiconductors are characterized by an energy gap in the allowed energies of electrons in the material which separates the normally filled energy levels of the *valence band* (where "missing" electrons behave like positively charged current carriers "holes") and the *conduction band* (where electrons behave rather like a gas of free negatively charged carriers with an effective mass dependent on the material and the direction of the electrons' motion). This energy gap depends on the nature of the material and varies with direction in anisotropic crystals. It is slightly dependent on temperature and pressure, and this depen-

dence is usually almost linear at normal temperatures and pressures.

Data are presented in five tables. Table 1 lists the main crystallographic and semiconducting properties of a large number of semiconducting materials in three main categories: "Tetrahedral Semiconductors" in which every atom is tetrahedrally coordinated to four nearest neighbor atoms (or atomic sites) as for example in the diamond structure; "Octahedral Semiconductors" in which every atom is octahedrally coordinated to six nearest neighbor atoms—as for example the halite structure; and "Other Semiconductors."

Table 2 gives electrical, magnetic, and optical properties, while Tables 3 and 4 give more details on the semiconducting properties and band structure of the most common semiconductors. Table 5 lists semiconducting minerals with typical resistivity ranges.

TABLE 1. Physico-Chemical Properties of Semiconductors (Listed by Crystal Structure)

Substance	Molecular weight	Average atomic weight	Lattice parameters (Å, room temp.)	Density (g/cm ³)	Melting point (K)	Microhardness, N/mm ² (M-Mohs Scale)	Specific heat, J/kg·K (300 K)	Debye temp. (K)	Coefficient of thermal linear expansion [10 ⁻⁶ K ⁻¹ (300K)]	Thermal conductivity [mW/cm·K (300K)]
1.1. Adamantine Semiconductors										
<i>1.1.1. Diamond Structure Elements (Strukturbericht symbol A4, Space Group Fd3m-O_h²)</i>										
C (Diamond)	12.01	12.01	3.56683	3.513	≈4713 (12.4 GPa) Transition to graphite > 980	10 (M)	471.5	2340	1.18	9900(I) 23200(IIA) 13600(IIIB)
Si	28.09	28.09	5.43072	2.329	1687	11270	702	645	2.6	1240
Ge	72.64	72.64	5.65754	5.323	1211.35	7644	321.9	374	5.8	640
α-Sn	118.71	118.71	6.4912	5.769	505.1 (Tr. 286.4)		213	230	5.4 (220 K)	
<i>1.1.2. Sphalerite (Zinc Blende) Structure Compounds (Strukturbericht symbol B3 Space Group F⁻4̄3m-T_d²)</i>										
I-VII Compounds										
CuF	82.54	41.27	4.255		1181					
CuCl	98.99	49.49	5.4057	3.53	695	2.3 (M)	490	240	12.1	8.4
CuBr	143.45	71.73	5.6905	4.98	770	2.5 (M)	381	207	15.4	12.5
CuI	190.45	95.23	6.60427	5.63	878	192	276	181	19.2	16.8
AgBr	187.77	93.89		6.473	>1570 (Tr. 410)	2.5 (M)	270			
AgI	234.77	117.39	6.502	5.67	831	2.5 (M)	232	134	-2.5	4.2
II-VI Compounds										
BeS	41.08	20.54	4.865	2.36	dec.					
BeSe	87.97	43.99	5.139	4.315						
BeTe	136.61	68.31	5.626	5.090						
BePo	(2318)	(109)	5.838	7.3						
ZnO	81.39	40.69	4.63	5.675	2248	5.0 (M)	494	416	2.9	234
ZnS	97.46	48.72	5.4093	4.079	2100 (Tr. 1295)	1780	472	530	6.36	251

Substance	Molecular weight	Average atomic weight	Lattice parameters (Å, room temp.)	Density (g/cm ³)	Melting point (K)	Microhard-	Specific heat, J/kg·K (300 K)	Debye temp. (K)	Coefficient of thermal linear expansion [10 ⁻⁶ K ⁻¹ (300K)]	Thermal conductivity [mW/cm·K (300K)]
						ness, N/mm ² (M-Mohs Scale)				
ZnSe	144.34	72.17	5.6676	5.42	1790	1350	339	400	7.2	140
ZnTe	192.99	96.5	6.101	6.34	1568	900	264	223	8.19	108
ZnPo	(274)	(137)	6.309							
CdS	144.48	72.24	5.832	4.826	1750	1250	330	219	4.7	200
CdSe	191.37	95.68	6.05	5.674	1512	1300	255	181	3.8	90
CdTe	240.01	120.00	6.477	5.86	1365	600	205	200	4.9	58.5
CdPo	(321)	(161)	6.665							
HgS	232.66	116.33	5.8517	7.73	1820	3 (M)	210			
HgSe	279.55	139.78	6.084	8.25	1070	2.5 (M)	178	151	5.46	10
HgTe	328.19	164.10	6.4623	8.17	943	300	164	242	4.6	20

III-V Compounds

BN	24.82	12.41	3.615	3.49	3239	10 (M)	793	≈1900		200
BP(L.T.)	41.78	20.87	4.538	2.9	1398	37000		≈980		
					(dec)					
BAs	85.73	42.87	4.777		≈2300	19000		≈625		
AIP	57.95	28.98	5.451	2.42	≈2100	5.5 (M)		588		920
AlAs	101.90	50.95	5.6622	3.81	2013	5000		417	3.5	840
AlSb	148.74	74.37	6.1355	4.218	1330	4000		292	4.2	600
GaP	100.70	50.35	5.4905	4.13	1750	9450		446	5.3	752
GaAs	144.64	72.32	5.65315	5.316	1510	7500		344	5.4	560
GaSb	191.48	95.74	6.0954	5.619	980	4480	320	265	6.1	270
InP	145.79	72.90	5.86875	4.787	1330	4100		321	4.6	800
InAs	189.74	94.87	6.05838	5.66	1215	3300	268	249	4.7	290
InSb	236.58	118.29	6.47877	5.775	798	2200	144	202	4.7	160

Other sphalerite structure compounds

MnS	87.00	43.5	5.011							
MnSe	133.90	66.95	5.82							
β-SiC (3-C SiC)	40.10	20.1	4.348	3.21	3070				2.9	4.9
Ga ₂ Se ₃	376.32	75.26	5.429	4.92	1020	3160			8.9	50
Ga ₂ Te ₃	522.24	104.45	5.899	5.75	1063	2370				47
In ₂ Te ₃ (H.T.)	608.44	121.7	6.173	5.8	940	1660				69
MgGeP ₂	158.84	39.71	5.652							
ZnSnP ₂	246.00	61.5	5.65		1200					
ZnSnAs ₂ (H.T.)	333.90	82.38	5.851	5.53	1050					76
ZnSnSb ₂	427.56	106.89	6.281	5.67	870	2500				76

1.1.3. Wurtzite (Zincite) Structure Compounds (Strukturbericht symbol B4, Space Group P 6₃mc-C_{6v}⁴)

I-VII Compounds

CuCl	99.0	49.5	3.91	6.42	703					
CuBr	143.45	71.73	4.06	6.66	770					
CuI	190.45	95.23	4.31	7.09						
AgI	234.77	117.40	4.580	7.494						

II-VI Compounds

BeO	25.01	12.51	2.698	4.380	2800					
MgTe	151.9	76.0	4.54	7.39	3.85	≈2800				
ZnO	81.37	40.69	3.24950	5.2069	5.66	2250				600
ZnS	97.43	48.72	3.8140	6.2576	4.1	2100				460

Substance	Molecular weight	Average atomic weight	Lattice parameters (Å, room temp.)		Density (g/cm ³)	Melting point (K)	Microhardness, N/mm ² (M-Mohs Scale)	Specific heat, J/kg·K (300 K)	Debye temp. (K)	Coefficient of thermal linear expansion [10 ⁻⁶ K ⁻¹ (300K)]	Thermal conductivity [mW/cm·K (300K)]
ZnTe	192.99	46.50	4.27	6.99		1568					
CdS	144.48	72.23	4.1348	6.7490	4.82	1748					401
CdSe	191.37	95.68	4.299	7.010	5.66	1512					316
CdTe	240.01	120.00	4.57	7.47							
III-V Compounds											
BP(H.T.)	41.79	20.90	3.562	5.900							
AlN	40.99	20.50	3.111	4.978	3.26	≈2500					823
GaN	83.73	41.87	3.190	5.189	6.10	1500					656
InN	128.83	64.42	3.533	5.693	6.88	1200					556
Other wurtzite structure compounds											
MnS	87.00	43.5	3.985	6.45	3.248						
MnSe	133.90	66.95	4.12	6.72							
SiC	40.10	20.1	3.076	5.048							
MnTe	182.54	91.27	4.078	6.701							
Al ₂ S ₃	150.14	30.03	3.579	5.829	2.55	1400					
Al ₂ Se ₃	290.84	58.17	3.890	6.30	3.91	1250					
1.1.4. Chalcopyrite Structure Compounds (Strukturbericht symbol E1_p, Space Group I$\bar{4}$ 2d-D_{2d}¹²)											
I-III-VI₂ Compounds											
CuAlS ₂	154.65	38.66	5.323	10.44	3.47	2500					
CuAlSe ₂	248.45	62.11	5.617	10.92	4.70	2260					
CuAlTe ₂	345.73	86.43	5.976	11.80	5.50	2550					
CuGaS ₂	197.39	49.53	5.360	10.49	4.35	2300					
CuGaSe ₂	291.19	72.80	5.618	11.01	5.56	1970	4200	275	5.4		42
CuGaTe ₂	388.47	97.12	6.013	11.93	5.99	2400	3500		6.9		27
CuInS ₂	242.49	60.62	5.528	11.08	4.75	1400	2550				
CuInSe ₂	336.29	84.07	5.785	11.56	5.77	1600	2050		6.6		37
CuInTe ₂	433.57	108.39	6.179	12.365	6.10	1660	400	195	7.1		49
CuTlS ₂	322.05	83.01	5.580	11.17	6.32						
CuTlSe ₂ (L.T.)	425.85	106.46	5.844	11.65	7.11	900					
CuFeS ₂	183.51	45.88	5.29	10.32	4.088	1135					
CuFeSe ₂	277.31	69.33				850					
CuLaS ₂	266.58	66.65	5.65	10.86							
AgAlS ₂	198.97	49.74	5.707	10.28	3.94						
AgAlSe ₂	292.77	73.19	5.968	10.77	5.07	1220					
AgAlTe ₂	390.05	97.51	6.309	11.85	6.18	1000					
AgGaS ₂	241.71	60.43	5.755	10.28	4.72						
AgGaSe ₂	335.51	83.88	5.985	10.90	5.84	1120	4400				
AgGaTe ₂	432.79	108.2	6.301	11.96	6.05	990	1800	212			10
AgInS ₂ (L.T.)	286.87	71.70	5.828	11.19	5.00		2250				
AgInSe ₂	380.61	95.15	6.102	11.69	5.81	1053	1850				30
AgInTe ₂	477.89	119.47	6.42	12.59	6.12	965			9.49, 0.69		
AgFeS ₂	227.83	56.96	5.66	10.30	4.53						
II-IV-V₂ Compounds											
ZnSiP ₂	155.40	38.85	5.400	10.441	3.39	1640	1100				
ZnGeP ₂	199.90	49.98	5.465	10.771	4.17	1295	8100				180
ZnSnP ₂	246.00	61.5					6500				
CdSiP ₂	202.43	50.61	5.678	10.431	4.00	≈1470	10500	282			

Substance	Molecular weight	Average atomic weight	Lattice parameters		Density (g/cm ³)	Melting point (K)	Microhardness, N/mm ² (M-Mohs Scale)	Specific heat, J/kg·K (300 K)	Debye temp. (K)	Coefficient of thermal linear expansion [10 ⁻⁶ K ⁻¹ (300K)]	Thermal conductivity [mW/cm·K (300K)]
			(Å, room temp.)								
CdGeP ₂	246.94	61.74	5.741	10.775	4.48	1049	5650				110
CdSnP ₂	243.03	73.26	5.900	11.518		840	5000		195		140
ZnSiAs ₂	242.20	60.55	5.61	10.88	4.70	1311	9200				
ZnGeAs ₂	287.80	71.95	5.672	11.153	5.32	1150	6800		263		110
ZnSnAs ₂	333.90	83.48	5.8515	11.704	5.53	1048	4550		271		150
CdSiAs ₂	290.34	72.58	5.884	10.882		>1120	6850				
CdGeAs ₂	334.83	83.71	5.9427	11.217	5.60	938	4700				48
			2								
CdSnAs ₂	380.93	95.23	6.0944	11.918	5.72	880	3450				40
			2								

1.1.5. Other Ternary Semiconductors with Tetrahedral Coordination

I ₂ -IV-VI ₃ Compounds											
Cu ₂ SiS ₃ (H.T.)	251.36	41.89	3.684	6.004	3.81	1200					23
Cu ₂ SiS ₃ (L.T.)			5.290	10.156	3.63						
Cu ₂ SiTe ₃	537.98	89.66	5.93		5.47						
Cu ₂ GeS ₃ (H.T.)	295.88	49.31	5.317		4.45	1210	4550	510	254	7.2	12
Cu ₂ GeS ₃ (L.T.)			5.327	5.215	4.46						
Cu ₂ GeSe ₃	436.56	72.76	5.589	5.485	5.57	1030	3840	340	168	8.4	24
Cu ₂ GeTe ₃	582.51	97.09	5.958	5.935	5.92		2890				130
Cu ₂ SnS ₃	341.98	57.00	5.436		5.02	1110	2770	440	214	7.8	28
CuSnSe ₃	482.66	80.44	5.687		5.94	960	2510	310	148	8.9	35
Cu ₂ SnTe ₃	628.61	104.77	6.048		6.51	680	1970				144
Ag ₂ GeSe ₃	525.21	87.54				810					
Ag ₂ SnSe ₃	571.31	95.22									
Ag ₂ GeTe ₃	671.13	111.86				600					
Ag ₂ SnTe ₃	717.23	119.54									
I ₃ -V -VI ₄ -Compounds											
Cu ₃ PS ₄	349.85	40.73	7.44	6.19							
Cu ₃ AsS ₄	393.79	49.22	6.43	6.14	4.37	931				3.2	30.2
Cu ₃ AsSe ₄	581.37	72.67	5.570	10.957	5.61	733			169	9.5	19
Cu ₃ SbS ₄	440.64	55.08	5.38	16.76	4.90	830					
Cu ₃ SbSe ₄	628.22	78.53	5.654	11.256	6.0	700			131	12.4	14.6
I-IV ₂ -V ₃ Compounds											
CuSi ₂ P ₃	212.64	35.44	5.25								
CuGe ₂ P ₃	301.65	50.28	5.375		4.318	1113	8500	429	8.21	37.6	
AgGe ₂ P ₃	345.97	57.66				1015	6150				

1.1.6. "Defect Chalcopyrite" Structure Compounds (Strukturbericht symbol E3, Space Group I $\bar{4}$ -S₆²)

ZnAl ₂ Se ₄	435.18	62.17	5.503	10.90	4.37						
ZnAl ₂ Te ₄ (?)	629.74	84.96	5.904	12.05	4.95						
ZnGa ₂ S ₄ (?)	333.06	47.58	5.274	10.44	3.80						
ZnGa ₂ Se ₄ (?)	520.66	74.38	5.496	10.99	5.21						
ZnGa ₂ Te ₄ (?)	715.22	102.17	5.937	11.87	5.67						
ZnIn ₂ Se ₄	610.86	87.27	5.711	11.42	5.44	1250					
ZnIn ₂ Te ₄	805.42	115.06	6.122	12.24	5.83	1075					
CdAl ₂ S ₄	294.61	42.09	5.564	10.32	3.06						
CdAl ₂ Se ₄	482.21	68.89	5.747	10.68	4.54						
CdAl ₂ Te ₄ (?)	676.77	97.68	6.011	12.21	5.10						

Substance	Molecular weight	Average atomic weight	Lattice parameters (Å, room temp.)		Density (g/cm ³)	Melting point (K)	Microhardness, N/mm ² (M-Mohs Scale)	Specific heat, J/kg·K (300 K)	Debye temp. (K)	Coefficient of thermal linear expansion [10 ⁻⁶ K ⁻¹ (300K)]	Thermal conductivity [mW/cm·K (300K)]
CdGa ₂ S ₄	380.09	54.30	5.577	10.08	4.03						
CdGa ₂ Se ₄	567.69	81.10	5.743	10.73	5.32						
CdGa ₂ Te ₄	762.25	108.89	6.093	11.81	5.77						
CdIn ₂ Te ₄	852.45	121.78	6.205	12.41	5.9	1060					
HgAl ₂ S ₄	382.79	54.68	5.488	10.26	4.11						
HgAl ₂ Se ₄	570.39	82.48	5.708	10.74	5.05						
HgAl ₂ Te ₄ (?)	764.48	109.28	6.004	12.11	5.81						
HgGa ₂ S ₄	468.27	66.90	5.507	10.23	5.00						
HgGa ₂ Se ₄	655.87	93.70	5.715	10.78	6.18						
HgIn ₂ Se ₄	746.07	106.58	5.764	11.80	6.3	1100					
HgIn ₂ Te ₄ (?)	940.63	134.38	6.186	12.37	6.3	980					

1.1.7. Other Adamantine Compounds

α-SiC	40.10	20.10	3.0817	15.12	3.21	3070					
Hg ₅ Ga ₂ Te ₈	2163.19	144.21	6.235								
Hg ₅ In ₂ Te ₈	2253.39	150.23	6.328								
CdIn ₂ Se ₄	657.89	93.98	a = c = 5.823								

1.2. Octahedral Semiconductors

1.2.1. Halite Structure Semiconductors (Strukturbericht symbol B1, Space Group Fm3m-O_h⁵)

GeTe	200.21	100.10	5.98		6.14						
SnSe	197.67	98.83	6.020			1133					
SnTe	246.31	123.15	6.313		6.45	1080 (max)					91
PbS	239.3	119.63	5.9362		7.61	1390					23
PbSe	286.2	143.08	6.1243		8.15	1340					17
PbTe	334.8	167.4	6.454		8.16	1180					23

1.2.2. Selected Other Binary Halites

BiSe	287.94	143.97	5.99		7.98	880					
BiTe	336.58	168.29	6.47								
EuSe	230.92	115.46	6.191			2300					2.4
GdSe	236.21	118.11	5.771			2400					
NiO	74.69	37.35	4.1684		6.6	2260					
CdO	128.41	64.21	4.6953			1700					7
SrS	119.69	59.84	6.0199		3.643	3000					

1.3. Other Semiconductors

1.3.1. Antifluorite Structure Compounds (Fm3m-O_h⁵)

Mg ₂ Si	76.70	25.57	6.338		1.88	1375			11.5		
Mg ₂ Ge	121.22	40.4	6.380		3.08	1388			15.0		
Mg ₂ Sn	167.32	55.77	6.765		3.53	1051			9.9		92
Mg ₂ Pb	225.81	85.27	6.836		5.1	823			10.0		

1.3.2. Tetradymite Structure Compounds ($\bar{R}3m-D_{3d}^5$)

Sb ₂ Te ₃	626.3	125.26	4.25	30.3	6.44	895					
Bi ₂ Se ₃	654.84	130.97	4.14	28.7	7.51	979	167				24
Bi ₂ Te ₃	800.76	160.15	4.38	30.45	7.73	858	155	16			30

Substance	Molecular weight	Average atomic weight	Lattice parameters (Å, room temp.)	Density (g/cm ³)	Melting point (K)	Microhardness, N/mm ² (M-Mohs Scale)	Specific heat, J/kg·K (300 K)	Debye temp. (K)	Coefficient of thermal linear expansion [10 ⁻⁶ K ⁻¹ (300K)]	Thermal conductivity [mW/cm·K (300K)]	
1.3.3. Skutterudite Structure Compounds (<i>Im</i>3-<i>T_h</i>⁵)											
CoP ₃	151.85	37.96	7.7073		>1270						
CoAs ₃	286.70	71.65	8.2060	6.73	1230						
CoSb ₃	424.18	106.05	9.0385		1123			307		50	
NiAs ₃	283.45	70.86	8.330	6.43							
RhP ₃	195.83	48.96	7.9951		>1470						
RhAs ₃	327.67	81.92	8.4427		>1270					100	
RhSb ₃	468.16	117.04	9.2322		1170						
IrP ₃	285.14	71.29	8.0151	7.36	>1470						
IrAs ₃	416.98	104.25	8.4673	9.12	>1470					90	
IrSb ₃	557.47	139.37	9.2533	9.35	1170			303			
1.3.4. Selected Multinary Compounds											
AgSbSe ₂	387.54	96.88	5.786	6.60	910					10.5	
AgSbTe ₂ (or Ag ₁₉ Sb ₂₉ Te ₅₂)	484.82	121.2	6.078	7.12	830					86	
AgBiS ₂ (H.T.)	380.97	95.24	5.648								
AgBiSe ₂ (H.T.)	474.77	118.69	5.82								
AgBiTe ₂ (H.T.)	572.05	143.01	6.155								
Cu ₂ CdSnS ₄	486.43	60.80	5.586	10.83							
1.3.5. Some Elemental Semiconductors											
B		10.81	4.91	12.6	2.34	2348	9.5 (M)	1277	1370	8.3	600
Se(gray)		78.96	4.36	4.95	4.81	493	350	292.6		(C) 17.89 (⊥C) 74.09	(C) 45.2 (⊥C) 13.1
Te		127.60	4.45	5.91	6.23	723		196.5		16.8	(C) 33.8 (⊥C) 19.7

TABLE 2. Basic Thermodynamic, Electrical, and Magnetic Properties of Semiconductors (Listed by Crystal Structure)

Substance	Heat of formation [kJ/mol (300K)]	Volume compressibility (10 ⁻¹⁰ m ² /N)	Static dielectric constant	Atomic magnetic susceptibility (10 ⁻⁶ cgs)	Index of refraction	Minimum room temperature energy gap (eV)	Mobility (room temp.) (cm ² /V·s)		Optical transition	Breakdown voltage kV/mm	Remarks
							Electrons	Holes			
2.1. Adamantine Semiconductors											
2.1.1. Diamond Structure Elements (Strukturbericht symbol A4, Space Group <i>Fd</i> 3<i>m</i>-<i>O_h</i>⁷)											
C	714.4	18	5.7	-5.88	2.419 (589 nm)	5.4	1800	1400	i*	500	
Si	324	0.306	11.9	-3.9	3.49 (589 nm)	1.12	1900	500	i	30	
Ge	291	0.768	16	-0.12	3.99 (589 nm)	0.67	3800	1820	i		
α-Sn	267.5		24		2.75 (589 nm)	0.0; 0.8	2500	2400			
2.1.2. Sphalerite (Zinc Blende) Structure Compounds (Strukturbericht symbol B3 Space Group <i>F</i> 4 3<i>m</i>-<i>T_d</i>²)											
I-VII Compounds											
CuF											
CuCl	481	0.26	7.9		1.93	3.17			d		Nantokite

Substance	Heat of formation [kJ/mol (300K)]	Volume compressibility ($10^{-10}\text{m}^2/\text{N}$)	Static dielectric constant	Atomic magnetic susceptibility (10^{-6}cgs)	Index of refraction	Minimum room temperature energy gap (eV)	Mobility (room temp.) ($\text{cm}^2/\text{V}\cdot\text{s}$)		Optical transition	Breakdown voltage kV/mm	Remarks
							Electrons	Holes			
CdS				8.45; 9.12	2.32	2.42	350	40	d		Greenockide
CdSe						1.74	900	50	d		Cadmoseelite
CdTe						1.50	650				
III-V Compounds											
BP(H.T.)											
AlN						6.02					
GaN						3.34					
InN						2.0					
Other wurtzite structure compounds											
MnS											
MnSe											
SiC					2.654						
MnTe						≈ 1.0					
Al ₂ S ₃	426					4.1					
Al ₂ Se ₃	367					3.1					
2.1.4 Chalcopyrite Structure Compounds (Strukturbericht symbol $E1_p$, Space Group $I\bar{4}2d-D_{2d}^{12}$)											
I-III-VI₂ Compounds											
CuAlS ₂		0.106				2.5					
CuAlSe ₂						2.67					
CuAlTe ₂						0.88					
CuCaS ₂		0.106				2.38					
CuGaSe ₂		0.141				0.96, 1.63					
CuGaTe ₂		0.227				0.82, 1.0					
CuInS ₂		0.141				1.2					
CuInSe ₂		0.187				0.86, 0.92					
CuInTe ₂		0.278				0.95					
CuTlS ₂											
CuTlSe ₂						1.07					
(L.T.)											
CuFeS ₂						0.53					Chalcopyrite
CuFeSe ₂						0.16					
CuLaS ₂											
AgAlS ₂											
AgAlSe ₂						0.7					
AgAlTe ₂						0.56					
AgGaS ₂		0.150				1.66					
AgGaSe ₂		0.182				1.1					
AgGaTe ₂		0.280				1.9					
AgInS ₂		0.185				1.18					
(L.T.)											
AgInSe ₂		0.238				0.96, 0.52					
AgInTe ₂		0.338									
AgFeS ₂											
II-IV-V₂ Compounds											
ZnSiP ₂	312					2.3	1000				
ZnGeP ₂	293					2.2					
ZnSnP ₂	275					1.45					
CdSiP ₂		0.103				2.2	1000				
CdGeP ₂	289					1.8					
CdSnP ₂	270					1.5					
ZnSiAs ₂	290					1.7		50			
ZnGeAs ₂	271			-14.4		0.85					
ZnSnAs ₂	252			-18.4		0.65		300			Disorders at 910 K
CdSiAs ₂		0.143				1.6					
CdGeAs ₂	266			-23.4		0.53	70	25			Disorders at 903 K
CdSnAs ₂	247		13.7	-21.5		0.26	22000	250			

Substance	Heat of formation [kJ/mol (300K)]	Volume compressibility ($10^{-10}\text{m}^2/\text{N}$)	Static dielectric constant	Atomic magnetic susceptibility (10^{-6} cgs)	Index of refraction	Minimum room temperature energy gap (eV)	Mobility (room temp.) ($\text{cm}^2/\text{V}\cdot\text{s}$)		Optical transition	Breakdown voltage kV/mm	Remarks
							Electrons	Holes			

2.1.5. Other Ternary Semiconductors with Tetrahedral Coordination

II₂-IV-VI₃ Compounds

Cu ₂ SiS ₃ (H.T.)										Wurtzite
Cu ₂ SiS ₃ (L.T.)										Tetragonal
Cu ₂ SiTe ₃										Cubic
Cu ₂ GeS ₃ (H.T.)				-18.7						Cubic
Cu ₂ GeS ₃ (L.T.)							360			Tetragonal
Cu ₂ GeSe ₃	211.5			-21.3		0.94	238			Same
Cu ₂ GeTe ₃	190.2			-23.4						Same
Cu ₂ SnS ₃				-18.2		0.91	405			Cubic
CuSnSe ₃				-21.0		0.66	870			Cubic
Cu ₂ SnTe ₃				-28.4						Cubic
Ag ₂ GeSe ₃				-29.6		0.91 (77K)				
Ag ₂ SnSe ₃				-29.5		0.81				
Ag ₂ GeTe ₃				-31.4		0.25				
Ag ₂ SnTe ₃				-31.0		0.08				

II₃-V-VI₄ Compounds

Cu ₃ PS ₄										Enargite
Cu ₃ AsS ₄	269.6			-15.8		1.24				
Cu ₃ AsSe ₄	161.3			-13.1		0.88				Famatinite
Cu ₃ SbS ₄				-8.3		0.74				Famatinite
Cu ₃ SbSe ₄	127.1			-20.5		0.31				

II-IV₂-V₃ Compounds

CuSi ₂ P ₃										El
CuGe ₂ P ₃		0.12				0.90				El
AgGe ₂ P ₃										

2.1.6. "Defect Chalcopyrite" Structure Compounds (Strukturbericht symbol E3, Space Group $I\bar{4}-S_4^2$)

ZnAl ₂ Se ₄										
ZnAl ₂ Te ₄ (?)										
ZnGa ₂ S ₄ (?)						≈3.4				
ZnGa ₂ Se ₄ (?)						≈2.2				
ZnGa ₂ Te ₄ (?)						1.35				
ZnIn ₂ Se ₄	206					1.82	35			
ZnIn ₂ Te ₄	198					1.2				
CdAl ₂ S ₄										
CdAl ₂ Se ₄										
CdAl ₂ Te ₄ (?)										
CdGa ₂ S ₄	256					3.44	60			
CdGa ₂ Se ₄	216					2.43	33			
CdGa ₂ Te ₄										
CdIn ₂ Te ₄	195					(1.26 or 0.9)	4000			
HgAl ₂ S ₄										
HgAl ₂ Se ₄										
HgAl ₂ Te ₄ (?)										
HgGa ₂ S ₄	249					2.84				
HgGa ₂ Se ₄	204					1.95	400			
HgIn ₂ Se ₄	196					0.6	290			
HgIn ₂ Te ₄ (?)	188					0.86	200			

2.1.7. Other Adamantine Compounds

α-SiC			10.2	-6.4	2.67	2.86	400			6H structure
Hg ₃ Ga ₂ Te ₈										B3 with superlattice
Hg ₃ In ₂ Te ₈						0.7	2000			B3 with superlattice
CdIn ₂ Se ₄						1.55				

Substance	Heat of formation [kJ/mol (300K)]	Volume compressibility (10 ⁻¹⁰ m ² /N)	Static dielectric constant	Atomic magnetic susceptibility (10 ⁻⁶ cgs)	Index of refraction	Minimum room temperature energy gap (eV)	Mobility (room temp.) (cm ² /V·s)		Optical transition	Breakdown voltage kV/mm	Remarks
							Electrons	Holes			
2.2. Octahedral Semiconductors											
2.2.1. Halite Structure Semiconductors (Strukturbericht symbol B1, Space Group Fm3m-O_h⁵)											
GeTe											
SnSe											
SnTe											
PbS	435					0.5		600		600	
PbSe	393		161			0.37		1000		900	
PbTe	393		280			0.26		1600		600	Altaite
			360			0.25					
2.2.2. Selected Other Binary Halites											
BiSe											
BiTe						0.4					
EuSe											
GdSe						1.8		4			
NiO						2.0 or 3.7		100			
CdO	531					2.5					
SrS						4.1					
2.3. Other Semiconductors											
2.3.1. Antifluorite Structure Compounds (Fm3m-O_h⁵)											
Mg ₂ Si	79.08					0.77		405		70	
Mg ₂ Ge						0.74		520		110	
Mg ₂ Sn	76.57					0.36		320		260	
Mg ₂ Pb	52.72					0.1					
2.3.2. Tetradymite Structure Compounds (R3m-D_{3d}⁵)											
Sb ₂ Te ₃						0.3				360	
Bi ₂ Se ₃						0.35		600			
Bi ₂ Te ₃						0.21		1140		680	R3m (166)
2.3.3. Skutterudite Structure Compounds (Im3-T_h⁵)											
CoP ₃						0.43					
CoAs ₃						0.69				~4000	
CoSb ₃						0.63		70		~3000	
RhP ₃										700	
RhAs ₃						0.85				~3000	
RhSb ₃						0.80				~7000	
IrSb ₃						1.18				1500	
2.3.4. Selected Multinary Compounds											
AgSbSe ₂						0.58					
AgSbTe ₂						0.7, 0.27					
(or Ag ₁₉ Sb ₂₉ Te ₅₂)											
AgBiS ₂ (H.T.)											
AgBiSe ₂ (H.T.)											
AgBiTe ₂ (H.T.)											
Cu ₂ CdSnS ₄						1.16		<2			
2.3.5. Some Elemental Semiconductors											
B	397.1			-6.7	3.4	1.55		10			
Se(gray)			6.6	-22.1	2.5	1.5			5		P3 ₁ 21(152)
			(0.1 GHz)								
Te				-39.5	3.3	0.33		1700		1200	Same

TABLE 4. Band Properties of Semiconductors

4.1. Data on Valence Bands of Semiconductors (Room Temperature)

Substance	Band curvature effective mass (Expressed as fraction of free electron mass)			Energy separation of "split-off" band (eV)	Measured (light) hole mobility (cm ² /V·s)
	Heavy holes	Light holes	"Split-off" band holes		
<i>4.1.1. Semiconductors with Valence Band Maximum at the Center of the Brillouin Zone ("F")</i>					
Si	0.52	0.16	0.25	0.044	500
Ge	0.34	0.043	0.08	0.3	1820
Sn	0.3				2400
AlAs					
AlSb	0.4			0.7	550
GaP				0.13	100
GaAs	0.8	0.12	0.20	0.34	400
GaSb	0.23	0.06		0.7	1400
InP				0.21	150
InAs	0.41	0.025	0.083	0.43	460
InSb	0.4	0.015		0.85	750
CdTe	0.35				50
HgTe	0.5				350

4.1.2. Semiconductors with Multiple Band Maxima

Substance	Number of equivalent valleys and direction	Band curvature effective masses		Anisotropy $K = m_L/m_T$	Measured (light) hole mobility (cm ² /V·s)
		Longitudinal m_L	Transverse m_T		
PbSe	4 "L" [111]	0.095	0.047	2.0	1500
PbTe	4 "L" [111]	0.27	0.02	10	750
Bi ₂ Te ₃	6	0.207	~0.045	4.5	515

4.2. Data on Conduction Bands of Semiconductors (Room Temperature Data)

4.2.1. Single Valley Semiconductors

Substance	Energy gap (eV)	Effective mass (m_o)	Mobility (cm ² /V·s)	Comments
GaAs	1.35	0.067	8500	3(or 6?) equivalent [100] valleys 0.36 eV above this maximum with a mobility of ~50.
InP	1.27	0.067	5000	3(or 6?) equivalent [100] valleys 0.4 eV above this minimum.
InAs	0.36	0.022	33,000	Equivalent valleys ~1.0 eV above this minimum.
InSb	0.165	0.014	78,000	
CdTe	1.44	0.11	1000	4(or 8?) equivalent [111] valleys 0.51 eV above this minimum.

4.2.2. Multivalley Semiconductors

Substance	Energy gap	Number of equivalent valleys and direction	Band curvature effective mass		Anisotropy $K = m_L/m_T$
			Longitudinal m_L	Transverse m_T	
Si	1.107	6 in [100] "Δ"	0.00	0.192	4.7
Ge	0.67	4 in [111] at "L"	1.588	0.0815	19.5
GaSb	0.67	as Ge (?)	~1.0	~0.2	~5
PbSe	0.26	4 in [111] at "L"	0.085	0.05	1.7
PbTe	0.25	4 in [111] at "L"	0.21	0.029	5.5
Bi ₂ Te ₂	0.13	6			~0.05

TABLE 5. Resistivity of Semiconducting Minerals

Mineral	ρ (ohm · m)	Mineral	ρ (ohm · m)
Diamond (C)	2.7	Pentlandite, (Fe, Ni) ₄ S ₄	1 to 11 × 10 ⁻⁶
Sulfides		Pyrrhotite, Fe ₇ S ₄	2 to 160 × 10 ⁻⁶
Argentite, Ag ₂ S	1.5 to 2.0 × 10 ⁻³	Pyrite, FeS ₂	1.2 to 600 × 10 ⁻³
Bismuthinite, Bi ₂ S ₃	3 to 570	Sphalerite, ZnS	2.7 × 10 ⁻³ to 1.2 × 10 ⁴
Bornite, Fe ₂ S ₃ · nCu ₂ S	1.6 to 6000 × 10 ⁻⁶	Antimony-sulfur compounds	
Chalcocite, Cu ₂ S	80 to 100 × 10 ⁻⁶	Berthierite, FeSb ₂ S ₄	0.0083 to 2.0
Chalcopyrite, Fe ₂ S ₃ · Cu ₂ S	150 to 9000 × 10 ⁻⁶	Boulangerite, Pb ₅ Sb ₃ S ₁₁	2 × 10 ³ to 4 × 10 ⁴
Covellite, CuS	0.30 to 83 × 10 ⁻⁶	Cylindrite, Pb ₃ Sn ₄ Sb ₂ S ₁₄	2.5 to 60
Galena, PbS	6.8 × 10 ⁻⁶ to 9.0 × 10 ⁻²	Franckeite, Pb ₃ Sn ₃ Sb ₂ S ₁₄	1.2 to 4
Haverite, MnS ₂	10 to 20	Hauchecornite, Ni ₄ (Bi, Sb) ₂ S ₁₄	1 to 83 × 10 ⁻⁶
Marcasite, FeS ₂	1 to 150 × 10 ⁻³	Jamesonite, Pb ₄ FeSb ₆ S ₁₄	0.020 to 0.15
Metacinnabarite, HgS	2 × 10 ⁻⁶ to 1 × 10 ⁻³	Tetrahedrite, Cu ₃ SbS ₃	0.30 to 30,000
Millerite, NiS	2 to 4 × 10 ⁻⁷	Arsenic-sulfur compounds	
Molybdenite, MoS ₂	0.12 to 7.5	Arsenopyrite, FeAsS	20 to 300 × 10 ⁻⁶

Cobaltite, CoAsS	6.5 to 130×10^{-3}	Hessite, Ag ₂ Te	4 to 100×10^{-6}
Enargite, Cu ₃ AsS ₄	0.2 to 40×10^{-3}	Nagyagite, Pb ₆ Au(S,Te) ₁₄	20 to 80×10^{-6}
Gersdorffite, NiAsS	1 to 160×10^{-6}	Sylvanite, AgAuTe ₄	4 to 20×10^{-6}
Glaucoodote, (Co, Fe)AsS	5 to 100×10^{-6}	Oxides	
Antimonide		Braunite, Mn ₂ O ₃	0.16 to 1.0
Dyscrasite, Ag ₃ Sb	0.12 to 1.2×10^{-6}	Cassiterite, SnO ₂	4.5×10^{-4} to 10,000
Arsenides		Cuprite, Cu ₂ O	10 to 50
Allemonite, SbAs ₃	70 to 60,000	Hollandite, (Ba, Na, K) Mn ₈ O ₁₆	2 to 100×10^{-3}
Lollingite, FeAs ₂	2 to 270×10^{-6}	Ilmenite, FeTiO ₃	0.001 to 4
Nicollite, NiAs	0.1 to 2×10^{-6}	Magnetite, Fe ₃ O ₄	52×10^{-6}
Skutterudite, CoAs ₃	1 to 400×10^{-6}	Manganite, MnO · OH	0.018 to 0.5
Smaltite, CoAs ₂	1 to 12×10^{-6}	Melaconite, CuO	6000
Tellurides		Psilomelane, BaMn ₃ O ₁₈ · 2H ₂ O	0.04 to 6000
Altaite, PbTe	20 to 200×10^{-6}	Pyrolusite, MnO ₂	0.007 to 30
Calavarite, AuTe ₂	6 to 12×10^{-6}	Rutile, TiO ₂	29 to 910
Coloradoite, HgTe	4 to 100×10^{-6}	Uraninite, UO ₂	1.5 to 200

References

- Beer, A. C., *Galvanomagnetic Effects in Semiconductors*, Academic Press, 1963.
- Goryunova, N. A., *The Chemistry of Diamond-Like Semiconductors*, The MIT Press, 1965.
- Abrikosov, N. Kh., Bankina, V. F., Poretskaya, L. E., Shelimova, L. E., and Skudnova, E.V., *Semiconducting II-VI, IV-VI, and V-VI Compounds*, Plenum Press, 1969.
- Berger, L. I. and Prochukhan, V. D., *Ternary Diamond-Like Semiconductors*, Cons. Bureau/Plenum Press, 1969.
- Shay, J. L. and Wernick, J. H., *Ternary Chalcopyrite Semiconductors: Growth, Electronic Properties, and Applications*, Pergamon Press, 1975.
- Bergman, R., *Thermal Conductivity in Solids*, Clarendon, Oxford, 1976.
- Handbook of Semiconductors, Vol. 1, Moss, T.S. and Paul, W., Eds., *Band Theory and Transport Properties*; Vol. 2, Moss, T.S. and Balkanski, M., Eds., *Optical Properties of Solids*; Vol. 3, Moss, T.S. and Keller, S.P., Eds., *Materials Properties and Preparation*, North Holland Publ. Co., 1980.
- Böer, K. W., *Survey of Semiconductor Physics*, Van Nostrand Reinhold, 1990.
- Rowe, D. M., Ed., *CRC Handbook of Thermoelectrics*, CRC Press, Boca Raton, FL, 1995.
- Berger, L. I., *Semiconductor Materials*, CRC Press, Boca Raton, FL, 1997.
- Glazov, V. M., Chizhevskaya, S.N., and Glagoleva, N.N., *Liquid Semiconductors*, Plenum Press, New York, 1969.
- Phillips, J. C., *Bonds and Bands in Semiconductors*, Academic Press, New York, 1973.
- Harrison, W. A., *Electronic Structure and the Properties of Solids*, Freeman Publ. House, San Francisco, 1980.
- Balkanski, M., Ed., *Optical Properties of Solids*, North-Holland, Amsterdam, 1980.
- Landolt-Börnstein. *Numerical Data and Functional Relationships in Science and Technology, New Series, Group III: Crystal and Solid State Physics*, Hellwege, K.-H. and Madelung, O., Eds., Volumes 17 and 22, Springer Verlag, Berlin, 1984 (and further).
- Shklovskii, B. L. and Efros, A.L., *Electronic Processes in Doped Semiconductors*, Springer Verlag, Berlin, 1984.
- Cohen, M. L. and Chelikowsky, J. R., *Electronic Structure and Optical Properties of Semiconductors*, Springer Verlag, New York, 1988.
- Glass, J.T., Messier, R.F., and Fujimori, N., Eds., *Diamond, Silicon Carbide, and Related Wide Bandgap Semiconductors*, MRS Symposia Proc. 1652, Mater. Res. Soc., Pittsburgh, 1990.
- Palik, E., Ed., *Handbook of Optical Constants of Solids II*, Academic Press, New York, 1991.
- Reed, M., Ed., *Semiconductors and Semimetals*, Volume 35, Academic Press, Boston, 1992.
- Haug, H. and Koch, S. W., *Quantum Theory of the Optical and Electronic Properties of Semiconductors*, 2nd Edition, World Scientific, Singapore, 1993.
- Lockwood, D. J., Ed., *Proc. 22nd Intl. Conf. on the Physics of Semiconductors, Vancouver, 1994*, World Scientific, Singapore, 1994.
- Morelli, D. T., Caillat, T., Fleurial, J.-P., Borschchevsky, A., Vandersande, J., Chen, B., and Uher, C., *Phys. Rev.*, B51, 9622, 1995.
- Caillat, T., Borschchevsky, A., and Fleurial, J.-P., *J. Appl. Phys.*, 80, 4442, 1996.
- Fleurial, J.-P., Caillat, T., and Borschchevsky, A., *Proc. XVI Intl. Conf. Thermoelectrics*, Dresden, Germany, August 26–29, 1997 (in print).
- Borschchevsky, A. et al., U.S. Patents 5,610,366 (March 1977) and 5,831,286 (March 1998)
- Jarrendahl, K. and Davis, R. F., *Semiconductors and Semimetals*, Vol. 52, Y.S. Park, Ed., 1998, pp. 1-20.
- Bettini, M., *Solid State Comm.*, 13, 599, 1973.
- Chen, A. and Sher, A., *Semiconductor Alloys, Physics and Material Engineering*, Plenum Press, New York, 1995.
- Holloway, P. H. and MgGuire, G. E., Eds., *Handbook of Compound Semiconductors*, Noyes Publ., 1995.

DIFFUSION DATA FOR SEMICONDUCTORS

B. L. Sharma

The diffusion coefficient D in many semiconductors may be expressed by an Arrhenius-type relation

$$D = D_0 \exp(-Q/kT)$$

where D_0 is a frequency factor, Q is the activation energy for diffusion, k is the Boltzmann constant, and T is the absolute temperature. This table lists D_0 and Q for various diffusants in common semiconductors.

Abbreviations used in the table are

- AES – Auger Electron Spectroscopy
- DLTS – Deep Level Transient Spectroscopy
- SEM – Scanning Electron Microscopy
- SIMS – Secondary Ion Mass Spectrometry
- $D(c)$ – Concentration Dependent Diffusion Coefficient
- D_{\max} – Maximum Diffusion Coefficient
- (f) – Fast Diffusion Component
- (i) – Interstitial Diffusion Component
- (s) – Slow Diffusion Component
- (||) – Parallel to c Direction
- (\perp) – Perpendicular to c Direction

Semiconductor	Diffusant	Frequency factor, D_0 (cm ² /s)	Activation energy, Q (eV)	Temperature range (°C)	Method of measurement	Ref.
Si	H	6×10^{-1}	1.03	120–1207	Electrical and SIMS	1
	Li	2.5×10^{-3}	0.65	25–1350	Electrical	2
	Na	1.65×10^{-3}	0.72	530–800	Electrical and flame photometry	3
	K	1.1×10^{-3}	0.76	740–800	Electrical and flame photometry	3
	Cu	4×10^{-2}	1.0	800–1100	Radioactive	4
		4.7×10^{-3}	0.43 (i)	300–700	Radioactive	5
	Ag	2×10^{-3}	1.6	1100–1350	Radioactive	6
	Au	2.4×10^{-4}	0.39 (i)	700–1300	Radioactive	7
		2.75×10^{-3}	2.05 (s)			
	Be	($D \sim 10^{-7}$)	–	1050	Electrical	8
	Ca	($D \sim 6 \times 10^{-14}$)	–	1100	Electrical and SIMS	1
	Zn	1×10^{-1}	1.4	980–1270	Electrical	9
	B	2.46	3.59	1100–1250	Electrical	10
		2.4×10^1	3.87	840–1250	Electrical	11
	Al	1.38	3.41	1119–1390	Electrical	12
		1.8	3.2	1025–1175	Electrical	13
	Ga	3.74×10^{-1}	3.39	1143–1393	Electrical	12
		6×10^1	3.89	900–1050	Radioactive	14
	In	7.85×10^{-1}	3.63	1180–1389	Electrical	12
		1.94×10^1	3.86	1150–1242	Radioactive	15
	Tl	1.37	3.7	1244–1338	Electrical	12
		1.65×10^1	3.9	1105–1360	Electrical	16
	Sc	8×10^{-2}	3.2	1100–1250	Radioactive	1
	Ce	($D \sim 3.9 \times 10^{-13}$)	–	1050	SIMS	1
	Pr	2.5×10^{-7}	1.74	1100–1280	Electrical	1
	Pm	7.5×10^{-9}	1.2 (s)	730–1270	Radioactive	1
		4.2×10^{-12}	0.13 (f)			
	Er	2×10^{-3}	2.9	1100–1250	Radioactive	1
	Tm	8×10^{-3}	3.0	1100–1280	Radioactive	1
	Yb	2.8×10^{-5}	0.95	947–1097	Neutron activation	1
	Ti	1.45×10^{-2}	1.79	950–1200	DLTS	17
	C	3.3×10^{-1}	2.92	1070–1400	Radioactive	18
	Si (self)	1.54×10^2	4.65	855–1175	SIMS	19
		1.6×10^3	4.77	1200–1400	Radioactive	20
	Ge	3.5×10^{-1}	3.92	855–1000	Radioactive	21
		2.5×10^3	4.97	1030–1302	Radioactive	21
		7.55×10^3	5.08	1100–1300	SIMS	22
	Sn	3.2×10^1	4.25	1050–1294	Neutron activation	23
	N	2.7×10^{-3}	2.8	800–1200	Out Diffusion; SIMS	1

Semiconductor	Diffusant	Frequency factor, D_0 (cm ² /s)	Activation energy, Q (eV)	Temperature range (°C)	Method of measurement	Ref.
Ge	P	2.02×10^1	3.87	1100–1250	Electrical	10
		1.1	3.4	900–1200	Radioactive	24
		7.4×10^{-2}	3.3	1130–1405	Electrical	25
	As	6.0×10^1	4.2	950–1350	Radioactive	26
		6.55×10^{-2}	3.44	1167–1394	Electrical	27
		2.29×10^1	4.1	900–1250	Electrical	28
	Sb	1.29×10^1	3.98	1190–1398	Radioactive	29
		2.14×10^{-1}	3.65	1190–1405	Electrical	27
	Bi	1.03×10^3	4.64	1220–1380	Electrical	16
		1.08	3.85	1190–1394	Electrical	27
	Cr	1×10^{-2}	1	1100–1250	Radioactive	30
	Mo	($D \sim 2 \times 10^{-10}$)	–	1000	DLTS	1
	W	($D \sim 10^{-12}$)	–	1100	DLTS	1
	O	7×10^{-2}	2.44	700–1250	SIMS	31
		1.4×10^{-1}	2.53	700–1160	SIMS	32
	S	5.95×10^{-3}	1.83	975–1200	Radioactive	33
	Se	9.5×10^{-1}	2.6	1050–1250	Electrical	34
	Te	5×10^{-1}	3.34	900–1250	SIMS	1
	Mn	6.9×10^{-4}	0.63	900–1200	Radioactive	35
	Fe	1.3×10^{-3}	0.68	30–1250	Radioactive	36
	Co	2×10^{-3}	0.69	700–1300	Radioactive	37
	Ni	2×10^{-3}	0.47	800–1300	Radioactive	38
	Ru	($D \sim 5 \times 10^{-7}$ $- 5 \times 10^{-6}$)	–	1000–1280	Electrical	1
	Rh	($D \sim 10^{-6}$ – 10^{-4})	–	1000–1200	Electrical	39
	Pd	2.95×10^{-4}	0.22 (i)	702–1320	Nuclear Activation	1
	Pt	1.5×10^2	2.22	800–1000	Electrical	1
	Os	($D \sim 2 \times 10^{-6}$)	–	1280	Electrical	40
	Ir	4.2×10^{-2}	1.3	950–1250	Electrical	41
	Li	1.3×10^{-3}	0.46	350–800	Electrical	42
		9.1×10^{-3}	0.57	800–500	Electrical	43
	Na	3.95×10^{-1}	2.03	700–850	Radioactive	44
	Cu	1.9×10^{-4}	0.18 (i)	750–900	Radioactive	45
		4×10^{-2}	0.99 (s)	600–700		
		4×10^{-3}	0.33 (i)	350–750	Radioactive	5
	Ag	4.4×10^{-2}	1.0 (i)	700–900	Radioactive	46, 47
		4×10^{-2}	2.23 (s)	800–900	Radioactive	48
	Au	2.25×10^2	2.5	600–900	Radioactive	49
	Be	5×10^{-1}	2.5	720–900	Electrical	50
	Mg	($D \sim 8 \times 10^{-9}$)	–	900	Electrical	1
	Zn	5	2.7	600–900	Radioactive and electrical	51
	Cd	1.75×10^9	4.4	760–915	Radioactive	52
	B	1.8×10^9	4.55	600–900	Electrical	51
	Al	1.0×10^3	3.45	554–905	SIMS	53
		$\sim 1.6 \times 10^2$	~ 3.24	750–850	Electrical	54
	Ga	1.4×10^2	3.35	554–916	SIMS	55
	3.4×10^1	3.1	600–900	Electrical	51	
In	1.8×10^4	3.67	554–919	SIMS	56	
	3.3×10^1	3.02	700–855	Radioactive	57	
Tl	1.7×10^3	3.4	800–930	Radioactive	58	
Si	2.4×10^{-1}	2.9	650–900	(γ) resonance	59	
Ge (self)	2.48×10^1	3.14	549–891	Radioactive	60	
	7.8	2.95	766–928	Radioactive	61	
Sn	1.7×10^{-2}	1.9	–	Radioactive	45	
P	3.3	2.5	600–900	Electrical	51	
As	2.1	2.39	700–900	Electrical	62	
Sb	3.2	2.41	700–855	Radioactive	57	
	1.0×10^1	2.5	600–900	Radioactive and electrical	51	

Semiconductor	Diffusant	Frequency factor, D_0 (cm ² /s)	Activation energy, Q (eV)	Temperature range (°C)	Method of measurement	Ref.
GaAs	Bi	3.3	2.57	650–850	–	63
	O	4×10^{-1}	2.08	–	Optical	64
	S	($D \sim 10^{-9}$)	–	920	–	65
	Se	($D \sim 10^{-10}$)	–	920	–	65
	Te	5.6	2.43	750–900	Radioactive	66
	Fe	1.3×10^{-1}	1.08	750–900	Radioactive	67
	Co	1.6×10^{-1}	1.12	750–850	Radioactive	47
	Ni	8×10^{-1}	0.9	670–900	Electrical	68
	Li	5.3×10^{-1}	1.0	250–500	Electrical and chemical	69
	Cu	3×10^{-2}	0.53	100–500	Radioactive	69
		6×10^{-2}	0.98	450–750	Ultrasonic	69
		1.5×10^{-3}	0.6	800–1000	Radioactive	69
	Ag	4×10^{-4}	0.8	500–1150	Radioactive	69
	Au	1×10^{-3}	1.0	740–1025	Radioactive	69
	Be	7.3×10^{-6}	1.2	800–990	Electrical	69
	Mg	4×10^{-5}	1.22	800–1200	Electrical	69
	Zn	1.5×10^1	2.49	600–980	Radioactive	69
		2.5×10^{-1}	3.0	750–1000	Radioactive	69
	Cd	1.3×10^{-3}	2.2	800–1100	Radioactive	69
	5×10^{-2}	2.43	868–1149	Radioactive	69	
Hg	($D \sim 5 \times 10^{-14}$)	–	1100	Radioactive	69	
Al	($D \sim 4 \times 10^{-18}$ – 10^{-14})	4.3	850–1100	AES	70	
Ga (self)	4×10^{-5}	2.6	1025–1100	Radioactive	69	
	1×10^7	5.6	1125–1230	Radioactive	69	
In	($D \sim 7 \times 10^{-11}$)	–	1000	Radioactive	69	
C	($D \sim 1.04 \times 10^{-16}$)	–	825	SIMS	69	
Si	1.1×10^{-1}	2.5	850–1050	SIMS	69	
Ge	1.6×10^{-5}	2.06	650–850	SIMS	69	
Sn	6×10^{-4}	2.5	1060–1200	Radioactive	69	
	1×10^{-5}	2	800–1000	Radioactive	69	
P	($D \sim 10^{-12}$ – 10^{-10})	2.9	800–1150	Reflectance measurements	69	
As (self)	7×10^{-1}	3.2	–	Radioactive	69	
Cr	2.04×10^{-6}	0.83 (f)	750–1000	SIMS	69	
		1.7 (s)	700–900			
	7.9×10^{-3}	2.2	800–1100	Chemical analysis	69	
O	2×10^{-3}	1.1	700–900	Mass spectroscopy	69	
S	1.85×10^{-2}	2.6	1000–1300	Radioactive	69	
	1.1×10^1	2.95	750–900	Electrical	69	
Se	3×10^3	4.16	1025–1200	Radioactive	69	
Te	1.5×10^{-1}	3.5	1000–1150	Radioactive	69	
Mn	6.5×10^{-1}	2.49	850–1100	Radioactive	69	
Fe	4.2×10^{-2}	1.8	850–1150	Radioactive	69	
	2.2×10^{-3}	2.32	750–1050	Radioactive	69	
Co	5×10^2	2.5	800–1000	Radioactive	69	
	1.2×10^{-1}	2.64	750–1050	Radioactive	69	
Tm	2.3×10^{-16}	1.0	800–1000	Radioactive	69	
GaSb	Li	2.3×10^{-4}	1.9 (s)	527–657	Electrical and flame photometry	69
		1.2 (f)	277–657			
	1.2×10^{-1}	0.7 (f)	277–657			
Cu	4.7×10^{-3}	0.9	470–650	Radioactive	69	
Zn	($D \sim 2 \times 10^{-13}$ – 1×10^{-11})	2	510–600	Radioactive	69	
Cd	1.5×10^{-6}	0.72	640–800	Electrical	69	
Ga (self)	3.2×10^3	3.15	658–700	Radioactive	69	
In	1.2×10^{-7}	0.53	320–650	Radioactive	69	
Sn	2.4×10^{-5}	0.8	320–650	Radioactive	69	
	1.3×10^{-5}	1.1	500–650	Radioactive	69	
Sb (self)	3.4×10^4	3.45	658–700	Radioactive	69	
Se	($D \sim 2.4 \times 10^{-13}$ – 1.37×10^{-11})	–	400–500	Radioactive	69	

Semiconductor	Diffusant	Frequency factor, D_0 (cm ² /s)	Activation energy, Q (eV)	Temperature range (°C)	Method of measurement	Ref.
GaP	Te	3.8×10^{-4}	1.20	320–650	Radioactive	69
	Fe	5×10^{-2}	1.9 (I)	500–650	Radioactive	69
		5×10^2	2.3 (II)	500–650		
	Ag	–	–	1000–1300	Radioactive	69
	Au	8	2.5 (I)	1050–1250	Radioactive	69
		20	2.4 (II)	1100–1250	Diffusion (I) A face and (II) B face	
	Be	$(D_{\max} \sim 2.4 \times 10^{-9} - 8.5 \times 10^{-8})$	–	900–1000	Atomic absorption analysis	69
	Mg	5×10^{-5}	1.4	700–1050	Electrical	69
	Zn	1.0	2.1	700–1300	Radioactive	69
	Ge	–	–	900–1000	Radioactive	69
	Cr	6.2×10^{-4}	1.2	900–1130	Radioactive; ESR	69
	S	3.2×10^3	4.7	1120–1305	Radioactive	69
	Mn	2.1×10^9	4.7	T < 950	Radioactive; ESR	69
		1.1×10^{-6}	0.9	950–1130		
InP	Fe	1.6×10^{-1}	2.3	980–1180	Radioactive	69
	Co	2.8×10^{-3}	2.9	850–1100	Radioactive	69
	Cu	3.8×10^{-3}	0.69	600–900	Radioactive	69
	Ag	3.6×10^{-4}	0.59	500–900	Radioactive	69
	Au	1.32×10^{-5}	0.48	600–820	Radioactive	69
		1.37×10^{-4}	0.73	600–900	Radioactive	69
	Zn	1.6×10^{-8}	0.3	750–900	Electrical	69
		$(D \sim 2 \times 10^{-9} - 4 \times 10^{-8})$	–	700–900	Radioactive	69
	Cd	1.8	1.9	700–900	Radioactive	69
		1.1×10^{-7}	0.72	700–900	Electrical	69
		$(D \sim 7 \times 10^{-13} - 2 \times 10^{-10})$	–	450–650	Electrical	69
	In (self)	1×10^5	3.85	830–990	Radioactive	69
	Sn	$(D \sim 3 \times 10^{-8})$	–	550	Etching and cathodo- luminescence	69
	InAs	P (self)	7×10^{10}	5.65	900–1000	Radioactive
Cr		–	–	600–900	Radioactive	69
S		3.6×10^{-4}	1.94	585–708	Electrical	69
Se		$(D \sim 2 \times 10^{-8})$	–	550	Cathodoluminescence	69
Mn		–	2.9	650–750	SIMS	69
Fe		3	2	600–950	Radioactive	69
		6.8×10^5	3.4	600–700	SIMS	69
Co		9×10^{-1}	1.8	600–950	Radioactive	69
Cu		3.6×10^{-3}	0.52	342–875	Radioactive	69
		2.2×10^{-2}	0.54	525–890	Radioactive	69
Ag		7.3×10^{-4}	0.26	450–900	Radioactive	69
Au		5.8×10^{-3}	0.65	600–900	Radioactive	69
Mg		1.98×10^{-6}	1.17	600–900	Electrical	69
Zn		4.2×10^{-3}	0.96	600–900	Radioactive	69
	3.11×10^{-3}	1.17	600–900	Electrical	69	
Cd	7.4×10^{-4}	1.15	650–900	Radioactive	69	
Hg	1.45×10^{-5}	1.32	650–850	Radioactive	69	
In (self)	6×10^5	4.0	740–900	Radioactive	69	
Ge	3.74×10^{-6}	1.17	600–900	Electrical	69	
Sn	1.49×10^{-6}	1.17	600–900	Electrical	69	
As (self)	3×10^7	4.45	740–900	Radioactive	69	
S	6.78	2.2	600–900	Electrical	69	
Se	12.6	2.2	600–900	Electrical	69	
Te	3.43×10^{-5}	1.28	600–900	Electrical	69	
InSb	Li	7×10^{-4}	0.28	0–210	Electrical	69
	Cu	9×10^{-4}	1.08	200–500	Radioactive	69
		3×10^{-5}	0.37	230–490	Radioactive	69
	Ag	1×10^{-7}	0.25	440–510	Radioactive	69
	Au	7×10^{-4}	0.32	140–510	Radioactive	69
	Zn	5×10^{-1}	1.35	362–508	Radioactive	69

Semiconductor	Diffusant	Frequency factor, D_0 (cm ² /s)	Activation energy, Q (eV)	Temperature range (°C)	Method of measurement	Ref.
		–	1.5	355–455	SIMS	69
	Cd	1×10^{-5}	1.1	250–500	Radioactive	69
		1.3×10^{-4}	1.2	360–500	Electrical	69
	Hg	4×10^{-6}	1.17	425–500	Radioactive	69
	In (self)	6×10^{-7}	1.45	400–500	Radioactive	69
		1.8×10^{13}	4.3	475–517	Radioactive	69
	Sn	5.5×10^{-8}	0.75	390–512	Radioactive	69
	Pb	($D \sim 2.7 \times 10^{-15}$)	–	500	Radioactive	71
	Sb (self)	5.35×10^{-4}	1.91	400–500	Radioactive	69
		3.1×10^{13}	4.3	475–517	Radioactive	69
	S	9×10^{-2}	1.4	360–500	Electrical	69
	Se	1.6	1.87	380–500	Electrical	69
	Te	1.7×10^{-7}	0.57	300–500	Radioactive	69
	Fe	1×10^{-7}	0.25	440–510	Radioactive	69
	Co	2.7×10^{-11}	0.39	420–500	Radioactive	69
AlAs	Ga	($D \sim 2 \times 10^{-18} - 10^{-15}$)	3.6	850–1100	AES	70
	Zn	($D \sim 9 \times 10^{-11}$)	–	557	SEM	69
AlSb	Cu	3.5×10^{-3}	0.36	150–500	Radioactive	69
	Zn	3.3×10^{-1}	1.93	660–860	Radioactive	69
	Cd	($D(c) \sim 4 \times 10^{-12} - 3 \times 10^{-10}$)	–	900	Radioactive	69
	Al (self)	2	1.88	570–620	X-ray	69
	Sb (self)	1	1.7	570–620	X-ray	69
ZnS	Cu	2.6×10^{-3}	0.79	470–750	Radioactive	69
		4.3×10^{-4}	0.64	250–1200	Electroluminescence	69
		9.75×10^{-3}	1.04	400–800	Luminescence	69
	Au	1.75×10^{-4}	1.16	500–800	Radioactive	69
	Zn (self)	3×10^{-4}	1.5	925 < T < 940	Radioactive	69
		1.5×10^4	3.26	940 < T < 1030		
		1×10^{16}	6.5	1030 < T < 1075		
	Cd	($D \sim 10^{-10}$)	–	1100	Luminescence	72
	Al	5.69×10^{-4}	1.28	800–1000	Luminescence	69
	In	3×10^1	2.2	750–1000	Radioactive	69
	S (self)	2.16×10^4	3.15	600–800	Radioactive	69
		8×10^{-5}	2.2	740–1100	Radioactive	69
	Se	($D \sim 5 \times 10^{-13}$)	–	1070	X-ray microprobe	69
	Mn	2.3×10^3	2.46	500–800	Radioactive	69
ZnSe	Li	2.66×10^{-6}	0.49	950–980	Electrical	69
	Cu	1×10^{-4}	0.66	400–800	Luminescence	69
		1.7×10^{-5}	0.56	200–570	Radioactive	69
	Ag	2.2×10^{-2}	1.18	400–800	Luminescence	69
	Zn (self)	9.8	3.0	760–1150	Radioactive	69
	Cd	6.39×10^{-4}	1.87	700–950	Photoluminescence	69
	Al	2.3×10^{-2}	1.8	800–1100	Luminescence	69
	Ga	1.81×10^2	3.0	900–1100	Luminescence	69
		–	1.3	700–850	Electron probe	69
	In	($D \sim 2 \times 10^{-12}$)	–	940	–	69
	S	($D \sim 8 \times 10^{-12}$)	–	1060	X-ray microprobe	69
	Se (self)	1.3×10^1	2.5	860–1020	Radioactive	69
		2.3×10^{-1}	2.7	1000–1050	Radioactive	69
	Ni	($D \sim 1.5 \times 10^{-8} - 1.7 \times 10^{-7}$)	–	740–910	Luminescence	69
ZnTe	Li	2.9×10^{-2}	1.22 (s)	400–700	Nuclear and chemical analysis	69
		1.7×10^{-4}	0.78 (f)			
	Zn (self)	2.34	2.56	760–860	Radioactive	69
		1.4×10^1	2.69	667–1077	Radioactive	69
	Al	–	2.0	700–1000	Electrical and optical	69
	In	4	1.96	1100–1300	Radioactive	69
	Te (self)	2×10^4	3.8	727–977	Radioactive	69
CdS	Li	3×10^{-6}	0.68	610–960	Microhardness	69
	Na	($D \sim 3 \times 10^{-7}$)	–	800	Radioactive	69

Semiconductor	Diffusant	Frequency factor, D_0 (cm ² /s)	Activation energy, Q (eV)	Temperature range (°C)	Method of measurement	Ref.
CdSe	Cu	1.5×10^{-3}	0.76	400–700	Radioactive	69
		1.2×10^{-2}	1.05	300–700	Ultrasonic	69
		8×10^{-5}	0.72	20–200	Electrical	69
	Ag	2.5×10^1	1.2 (s)	300–500	Radioactive	69
		2.4×10^{-1}	0.8 (f)			
	Au	2×10^2	1.8	500–800	Radioactive	69
	Zn	1.27×10^{-9}	0.86 (s)	720–1000	Radioactive	69
		1.22×10^{-8}	0.66 (f)			
	Cd (self)	3.4	2.0	700–1100	Radioactive	69
	Ga	–	–	667–967	Optical and microprobe	69
	In	6×10^1	2.3 ()	650–930	Radioactive, optical and microprobe	69
		1×10^1	2.03 (⊥)			
	P	6.5×10^{-4}	1.6	800–1100	Radioactive	69
	S (self)	1.6×10^{-2}	2.05	800–900	Radioactive	69
		–	2.4	750–1050	Radioactive	69
	Se	($D \sim 1.2 \times 10^{-9}$)	–	900	Radioactive	69
	Te	1.3×10^{-7}	10.4	700–1000	Radioactive	69
	Cl	($D \sim 3 \times 10^{-10}$)	–	800	Electrical	69
	I	($D \sim 5 \times 10^{-12}$)	–	1000	Radioactive	69
	Ni	6.75×10^{-3}	10.9	570–900	Luminescence	69
	Yb	($D \sim 1.3 \times 10^{-9}$)	–	960	Photoluminescence	69
	Ag	2×10^{-4}	0.53	22–400	Ultrasonic	69
	Cd (self)	1.6×10^{-3}	1.5	700–1000	Radioactive	69
	6.3×10^{-2}	1.25 (I)	600–900	Radioactive;	69	
	4.12×10^{-2}	2.18 (II)	600–900	(I) saturated Cd and (II) saturated Se pressure		
	P	($D \sim 5.3 \times 10^{-12} - 6 \times 10^{-11}$)	–	900–1000	Radioactive	69
Se (self)	2.6×10^3	1.55	700–1000	Radioactive; saturated Se pressure	69	
CdTe	Li	($D \sim 1.5 \times 10^{-10}$)	–	300	Ion microprobe	69
	Cu	3.7×10^{-4}	0.67	97–300	Radioactive	69
		8.2×10^{-8}	0.64	290–350	Ion backscattering	69
	Ag	–	–	700–800	Electrical and photoluminescence	69
	Au	6.7×10^1	2.0	600–1000	Radioactive	69
	Cd (self)	1.26	2.07	700–1000	Radioactive	69
		3.26×10^2	2.67 (I)	650–900	Radioactive;	69
		1.58×10^1	2.44 (II)		(I) saturated Cd and (II) saturated Te pressure	
	In	8×10^{-2}	1.61	650–1000	Radioactive	69
		1.17×10^2	2.21 (I)	500–850	Radioactive; (I) saturated Cd and (II) saturated Te pressure	
		6.48×10^{-4}	1.15 (II)			
	Sn	8.3×10^{-2}	2.2	700–925	Radioactive	69
	P	($D \sim 1.2 \times 10^{-10}$)	–	900	Radioactive	69
	As	–	–	850	–	69
	O	5.6×10^{-9}	1.22	200–650	Mass spectrometry	69
		6.0×10^{-10}	0.29	650–900		
	Se	1.7×10^{-4}	1.35	700–1000	Radioactive	69
	Te (self)	8.54×10^{-7}	1.42 (I)	600–900	Radioactive; (I) saturated Cd and (II) saturated Te pressure	
		1.66×10^{-4}	1.38 (II)	500–800		69
	Cl	7.1×10^{-2}	1.6	520–800	Radioactive	69
	Fe	($D \sim 4 \times 10^{-8}$)	0.77	900	Radioactive	69

Semiconductor	Diffusant	Frequency factor, D_0 (cm ² /s)	Activation energy, Q (eV)	Temperature range (°C)	Method of measurement	Ref.	
HgSe	Sb	6.3×10^{-5}	0.85	540–630	Radioactive	69	
	Se (self)	–	–	200–400	Radioactive	69	
HgTe	Ag	6×10^{-4}	0.8	250–350	Radioactive	69	
	Zn	5×10^{-8}	0.6	250–350	Radioactive	69	
	Cd	3.1×10^{-4}	0.66	250–350	Radioactive	69	
	Hg (self)	2×10^{-8}	0.6	200–350	Radioactive	69	
	In	6×10^{-6}	0.9	200–300	Radioactive	69	
	Sn	1.72×10^{-6}	0.66 (s)	200–300	Radioactive	69	
			1.8×10^{-3}	0.80 (f)			
	Te (self)	10^{-6}	1.4	200–400	Radioactive	69	
	Mn	1.5×10^{-4}	1.3	250–350	Radioactive	69	
PbS	Cu	4.6×10^{-4}	0.36	150–450	Electrical	69	
		5×10^{-3}	0.31	100–400	Electrical	69	
	Pb (self)	8.6×10^{-5}	1.52	500–800	Radioactive	69	
	S (self)	6.8×10^{-5}	1.38	500–750	Radioactive	69	
	Ni	1.78×10^1	0.95	200–500	Electrical	69	
	PbSe	Na	1.5×10^1	1.74 (s)	400–850	Radioactive	69
			5.6×10^{-6}	0.4 (f)			
	Cu	2×10^{-5}	0.31	93–520	Radioactive	69	
	Ag	7.4×10^{-4}	0.35	400–850	Radioactive	69	
	Pb (self)	4.98×10^{-6}	0.83	400–800	Radioactive	69	
	Sb	3.4×10^{-1}	2.0	650–850	Radioactive	69	
	Se (self)	2.1×10^{-5}	1.2	650–850	Radioactive	69	
	Cl	1.6×10^{-8}	0.45	400–850	Radioactive	69	
	Ni	($D \sim 1 \times 10^{-10}$)	–	700	Radioactive	69	
	PbTe	Na	1.7×10^{-1}	1.91	600–850	Radioactive	69
		Sn	3.1×10^{-2}	1.56	500–800	Radioactive	69
		Pb (self)	2.9×10^{-5}	0.6	250–500	Radioactive	69
		Sb	4.9×10^{-2}	1.54	500–800	Radioactive	69
		Te	2.7×10^{-6}	0.75	500–800	Radioactive	69
Cl		($D > 2.3 \times 10^{-10}$)	–	700	Radioactive	69	
Ni		($D > 1 \times 10^{-6}$)	–	700	Radioactive	69	

References

- N. A. Stolwijk and H. Bracht, in *Diffusion in Semiconductors and Non-Metallic Solids*, D. L. Beke, Ed., Springer-Verlag, Berlin, 1998, 2-1.
- E. M. Pell, *Phys. Rev.*, 119, 1960; 119, 1014, 1960.
- L. Svob, *Solid State Electron*, 10, 991, 1967.
- B. I. Boltaks and I. I. Sosinov, *Zh. Tekh. Fiz.*, 28, 3, 1958.
- R. N. Hall and J. N. Racette, *J. Appl. Phys.*, 35, 379, 1964.
- B. I. Boltaks and Hsueh Shih-Yin, *Sov. Phys. Solid State*, 2, 2383, 1961.
- W. R. Wilcox and T. J. LaChapelle, *J. Appl. Phys.*, 35, 240, 1964.
- E. A. Taft and R. O. Carlson, *J. Electrochem. Soc.*, 117, 711, 1970.
- R. Sh. Malkovich and N. A. Alimbarashvili, *Sov. Phys. Solid State*, 4, 1725, 1963.
- R. N. Ghoshtagore, *Solid State Electron*, 15, 1113, 1972.
- C. Hill, *Semiconductor Silicon 1981*, H. R. Huff, R. J. Kreiger, and Y. Takeishi, Eds., p. 988, *Electrochem. Soc.*, 1981.
- R. N. Ghoshtagore, *Phys. Rev. B*, 3, 2507, 1971.
- W. Rosnowski, *J. Electrochem. Soc.*, 125, 957, 1978.
- J. S. Makris and B. J. Masters, *J. Appl. Phys.*, 42, 3750, 1971.
- M. F. Millea, *J. Phys. Chem. Solids*, 27, 315, 1965 (refer Reference 2).
- C. S. Fuller and J. A. Ditzenberger, *J. Appl. Phys.*, 27, 544, 1956.
- S. Hocine and D. Mathiot, *Appl. Phys. Lett.*, 53, 1269, 1988.
- R. C. Newman and J. Wakefield, *J. Phys. Chem. Solids*, 19, 230, 1961.
- L. Kalinowski and R. Seguin, *Appl. Phys. Lett.*, 35, 211, 1979; *Appl. Phys. Lett.*, 36, 171, 1980.
- R. F. Peart, *Phys. Stat. Sol.*, 15, K 119, 1966.
- G. Hettich, H. Mehrer and K. Maler, *Inst. Phys. Conf. Ser.*, 46, 500, 1979.
- M. Ogina, Y. Oana and M. Watanabe, *Phys. Stat. Sol. (a)*, 72, 535, 1982.
- T. H. Yeh, S. M. Hu, and R. H. Kastl, *Appl. Phys.*, 39, 4266, 1968.
- I. Franz and W. Langheinrich, *Solid State Electron*, 14, 835, 1971.
- R. N. Ghoshtagore, *Hys. Rev. B*, 3, 389, 1971.
- B. J. Masters and J. M. Fairfield, *J. Appl. Phys.*, 40, 2390, 1969.
- R. N. Goshtagore, *Phys. Rev. B*, 3, 397, 1971.
- R. S. Fair and J. C. C. Tsai, *J. Electrochem. Soc.*, 122, 1689, 1975.
- J. J. Rohan, N. E. Pickering, and J. Kennedy, *J. Electrochem. Soc.*, 106, 705, 1969.
- W. Wuerker, K. Roy, and J. Hesse, *Matsr. Res. Bull.*, 9, 971, 1974.
- J. C. Mikkelsen, Jr., *Appl. Phys. Lett.*, 40, 336, 1982.
- S. Tang Lee and D. Nicols, *Appl. Phys. Lett.*, 47, 1001, 1985.
- P. L. Gruzin, S. V. Zemskii, A. D. Bullkin, and N. M. Makarov, *Sov. Phys. Sem.*, 7, 1241, 1974.
- N. S. Zhdanovich and Yu. I. Kozlov, *Svoistva Legir; Poluprovodn.*, V. S. Zemskov, Ed., Nauka, Moscow, 1977, 115–120; *Fiz Tekh. Poluprovod.*, 9, 1594, 1975.
- D. Gilles, W. Bergholze, and W. Schroeter, *J. Appl. Phys.*, 59, 3590, 1986.
- E. R. Weber, *Appl. Phys. A*, 30, 1, 1983.
- E. R. Weber, *Properties of Silicon*, EMIS Datareviews Ser. No. 4, INSPEC Publications, 1988, 409–451.
- M. K. Bakhadyrkhanov, S. Zainabidinov, and A. Khamidov, *Sov. Phys. Sem.*, 14, 243, 1980.
- S. A. Azimov, M. S. Yunosov, F. K. Khatamkulov, and G. Nasyrov, *Poluprovod.*, N. Kh. Abrikosov and V. S. Zemskov, Eds., Nauka, Moscow, 1975, 21–23.

40. S. A. Azimov, M. S. Yunosov, G. Nurkuziev, and F. R. Karimov, *Sov. Phys. Sem.*, 12, 981, 1978.
41. S. A. Azimov, B. V. Umarov, and M. S. Yunusov, *Sov. Phys. Sem.*, 10, 842, 1976.
42. C. S. Fuller and J. A. Ditzenberger, *Phys. Rev.*, 91, 193, 1953.
43. B. Pratt and F. Friedman, *J. Appl. Phys.*, 37, 1893, 1966.
44. M. Stojic, V. Spiric, and D. Kostoski, *Inst. Phys. Conf. Ser.*, 31, 304, 1976.
45. B. I. Boltaks, *Diffusion in Semiconductors*, Inforssearch, London, 1963, 162.
46. A. A. Bugai, V. E. Kosenko, and E. G. Miselyuk, *Zh. Tekh. Fiz.*, 27, 67, 1957.
47. L. Y. Wei, *J. Phys. Chem. Solids*, 18, 162, 1961.
48. V. E. Kosenko, *Sov. Phys. Solid State*, 4, 42, 1962.
49. W. C. Dunlap, Jr., *Phys. Rev.*, 97, 614, 1955.
50. Yu. I. Belyaev and V. A. Zhidkov, *Sov. Phys. Solid State*, 3, 133, 1961.
51. W. C. Dunlap, Jr. *Phys. Rev.*, 94, 1531, 1954.
52. V. E. Kosenko, *Sov. Phys. Solid State*, 1, 1481, 1960.
53. P. Dorner, W. Gust, A. Lodding, H. Odelius, B. Predel, and U. Roll, *Acta Metall.*, 30, 941, 1982.
54. W. Meer and D. Pommerening, *Z. Agnew. Phys.*, 23, 369, 1967.
55. U. Sodervall, H. Odelius, A. Lodding, U. Roll, B. Predel, W. Gust, and P. Dorner, *Phil. Mag. A*, 54, 539, 1986.
56. P. Dorner, W. Gust, A. Lodding, H. Odelius, B. Predel, and U. Roll, *Z. Metalkd.*, 73, 325, 1982.
57. P. V. Pavlov, *Sov. Phys. Solid State*, 8, 2377, 1967.
58. V. I. Tagirov and A. A. Kuliev, *Sov. Phys. Solid State*, 4, 196, 1962.
59. J. Raisanen, J. Hirvonen, and A. Anttila, *Solid State Electron.*, 24, 333, 1981.
60. C. Vogel, G. Hettich, and H. Mehrer, *J. Phys. C.*, 16, 6197, 1983.
61. H. Letaw, Jr., W. M. Portnoy, and L. Slifkin, *Phys. Rev.*, 102, 363, 1956.
62. W. Bosenberg, *Z. Naturforsch.*, 10a, 285, 1955.
63. V. M. Glazov and V. S. Zemskov, *Physicochemical Principles of Semiconductor Doping*, Israel Program for Scientific Translation, Jerusalem, 1968.
64. J. W. Corbett, R. S. McDonald, and G. D. Watkins, *J. Phys. Chem. Solids*, 25, 873, 1964.
65. W. W. Tyler, *J. Phys. Chem. Solids*, 8, 59, 1959.
66. V. D. Ignatkov and V. E. Kosenko, *Sov. Phys. Solid State*, 4, 1193, 1962.
67. A. A. Bugai, V. E. Kosenko, and E. G. Miseluk, *Zh. Tekh. Fiz.*, 27, 210, 1957.
68. F. van der Maesen and J. A. Brenkman, *Phillips Res. Rep.*, 9, 255, 1954.
69. M. B. Dutt and B. L. Sharma, in *Diffusion in Semiconductors and Non-Metallic Solids*, D. L. Beke, Ed., Springer-Verlag, Berlin, 1998, 3-1.
70. L. L. Chang and A. Koma, *Appl. Physics Lett.*, 29, 138, 1976.
71. D. L. Kendall, *Semiconductors and Semimetals*, Vol. 4, R. K. Willardson and A. C. Beer, Eds., Academic, 1968, 255.
72. H. J. Biter and F. Williams, *J. Luminescence*, 3, 395, 1971.

PROPERTIES OF MAGNETIC MATERIALS

H. P. R. Frederikse

Glossary of Symbols

Quantity	Symbol	Units	
		SI	emu
Magnetic field	H	A m ⁻¹	Oe (oersted)
Magnetic induction	B	T (tesla)	G (gauss)
Magnetization	M	A m ⁻¹	emu cm ⁻³
Spontaneous magnetization	M_s	A m ⁻¹	emu cm ⁻³
Saturation magnetization	M_0	A m ⁻¹	emu cm ⁻³
Magnetic flux	Φ	Wb (weber)	maxwell
Magnetic moment	m, μ	A m ²	erg/G
Coercive field	H_c	A m ⁻¹	Oe
Remanence	B_r	T	G
Saturation magnetic polarization	J_s	T	G
Magnetic susceptibility	χ		
Magnetic permeability	μ	H m ⁻¹ (henry/meter)	
Magnetic permeability of free space	μ_0	H m ⁻¹	
Saturation magnetostriction	$\lambda (\Delta l/l)$		
Curie temperature	T_C	K	K
Néel temperature	T_N	K	K

Magnetic moment $\mu = \gamma \hbar J = g \mu_B J$

where

γ = gyromagnetic ratio; J = angular momentum; g = spectroscopic splitting factor (~2)

μ_B = bohr magneton = $9.2741 \cdot 10^{-24}$ J/T = $9.2741 \cdot 10^{-21}$ erg/G

Earth's magnetic field $H = 56 \text{ A m}^{-1} = 0.7 \text{ Oe}$

For iron: $M_0 = 1.7 \cdot 10^6 \text{ A m}^{-1}$; $B_r = 0.8 \cdot 10^6 \text{ A m}^{-1}$

1 Oe = $(1000/4\pi) \text{ A m}^{-1}$; 1 G = 10^{-4} T ; 1 emu cm⁻³ = 10^3 A m^{-1}

1 maxwell = 10^{-8} Wb

$\mu_0 = 4\pi \cdot 10^{-7} \text{ H m}^{-1}$

Relation Between Magnetic Induction and Magnetic Field

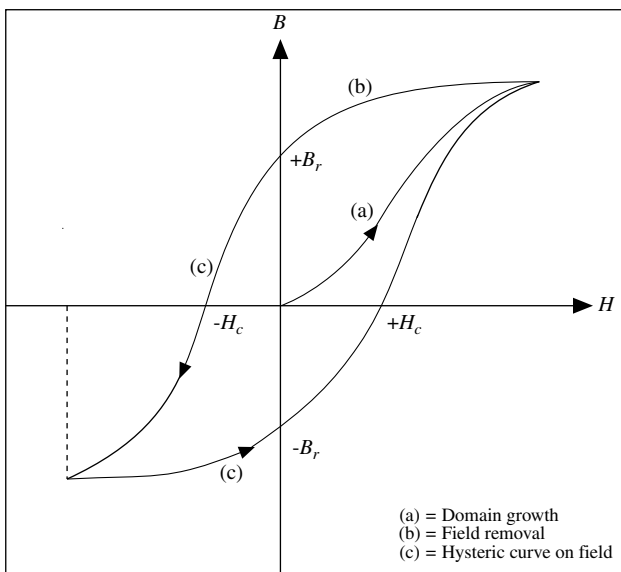


FIGURE 1. Typical curve representing the dependence of magnetic induction B on magnetic field H for a ferromagnetic material. When H is first applied, B follows curve **a** as the favorably oriented magnetic domains grow. This curve flattens as saturation is approached. When H is then reduced, B follows curve **b**, but retains a finite value (the remanence B_r) at $H = 0$. In order to demagnetize the material, a negative field $-H_c$ (where H_c is called the coercive field or coercivity) must be applied. As H is further decreased and then increased to complete the cycle (curve **c**), a hysteresis loop is obtained. The area within this loop is a measure of the energy loss per cycle for a unit volume of the material.

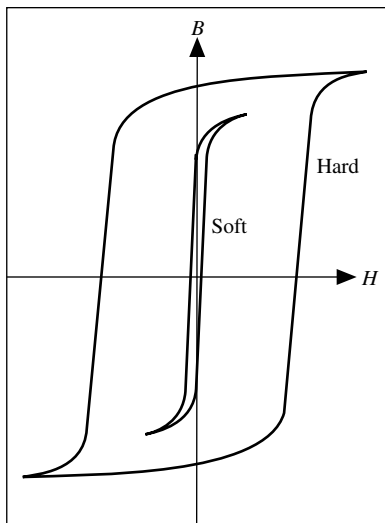


FIGURE 2. Schematic curve illustrating the B vs. H dependence for hard and soft magnetic materials. Hard materials have a larger remanence and coercive field, and a correspondingly large hysteresis loss.

Reference

Ralls, K. M., Courtney, T. H., and Wulff, J., *Introduction to Materials Science and Engineering*, J. Wiley & Sons, New York, 1976, p. 577, 582. With permission.

Magnetic Susceptibility of the Elements

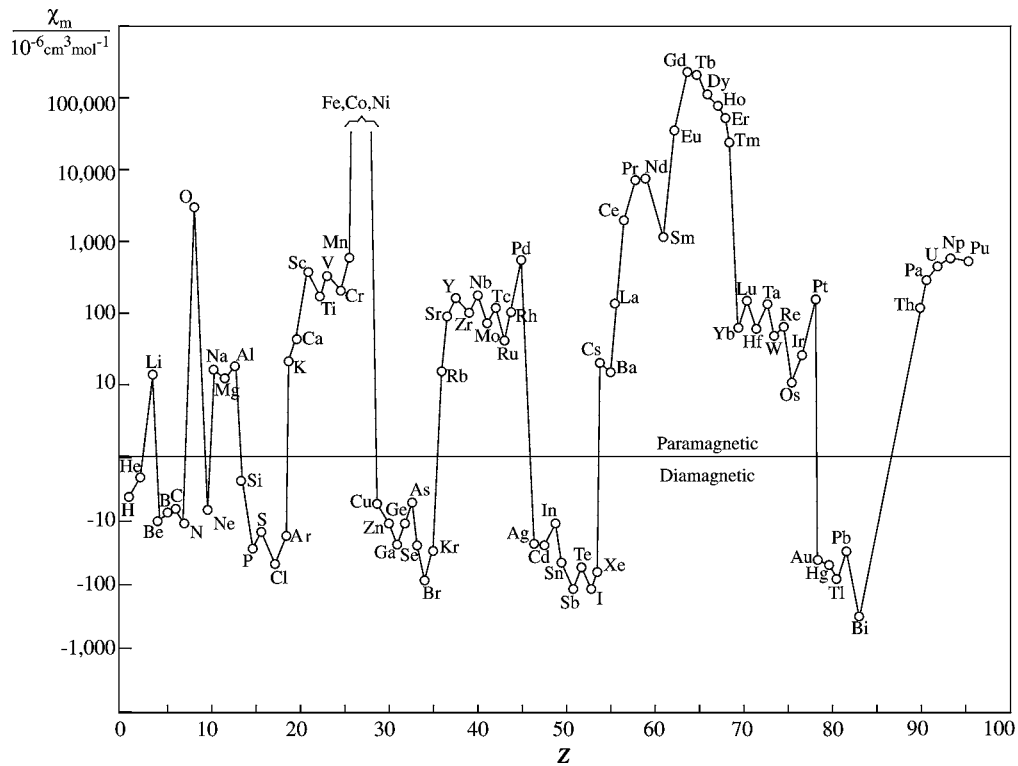


FIGURE 3. Molar susceptibility of the elements at room temperature (cgs units of 10^{-6} cm³/mol). Values are not available for $Z = 9, 61,$ and $84-89$; Fe, Co, and Ni ($Z = 26-28$) are ferromagnetic. Data taken from the table “Magnetic Susceptibility of the Elements and Inorganic Compounds” in Section 4.

Reference

Gray, D. E., Ed., *American Institute of Physics Handbook, Third Edition*, McGraw Hill, New York, 1972, p. 5-224. With permission.

Ground State of Ions with Partly Filled *d* or *f* Shells

<i>Z</i>	Element	<i>n</i>	<i>S</i>	<i>L</i>	<i>J</i>	Gr. state	p_{calc}^a	p_{calc}^b	p_{meas}
22	Ti ³⁺	1	1/2	2	3/2	² D _{3/2}	1.73	1.55	1.8
23	V ⁴⁺	1	1/2	2	3/2	² D _{3/2}	1.73	1.55	1.8
23	V ³⁺	2	1	3	2	³ F ₂	2.83	1.63	2.8
23	V ²⁺	3	3/2	3	3/2	⁴ F _{3/2}	3.87	0.77	3.8
24	Cr ³⁺	3	3/2	3	3/2	⁴ F _{3/2}	3.87	0.77	3.7
25	Mn ⁴⁺	3	3/2	3	3/2	⁴ F _{3/2}	3.87	0.77	4.0
24	Cr ²⁺	4	2	2	0	⁵ D ₀	4.90	0	4.9
25	Mn ³⁺	4	2	2	0	⁵ D ₀	4.90	0	5.0
25	Mn ²⁺	5	5/2	0	5/2	⁶ S _{5/2}	5.92	5.92	5.9
26	Fe ³⁺	5	5/2	0	5/2	⁶ S _{5/2}	5.92	5.92	5.9
26	Fe ²⁺	6	2	2	4	⁵ D ₄	4.90	6.70	5.4
27	Co ²⁺	7	3/2	3	9/2	⁴ F _{9/2}	3.87	6.54	4.8
28	Ni ²⁺	8	1	3	4	³ F ₄	2.83	5.59	3.2
29	Cu ²⁺	9	1/2	2	5/2	² D _{5/2}	1.73	3.55	1.9
							p_{calc}^c		
58	Ce ³⁺	1	1/2	3	5/2	² F _{5/2}	2.54		2.4
59	Pr ³⁺	2	1	5	4	³ H ₄	3.58		3.5
60	Nd ³⁺	3	3/2	6	9/2	⁴ I _{9/2}	3.62		3.5
61	Pm ³⁺	4	2	6	4	⁵ I ₄	2.68		
62	Sm ³⁺	5	5/2	5	5/2	⁶ H _{5/2}	0.84		1.5
63	Eu ³⁺	6	3	3	0	⁷ F ₀	0.0		3.4
64	Gd ³⁺	7	7/2	0	7/2	⁸ S _{7/2}	7.94		8.0
65	Tb ³⁺	8	3	3	6	⁷ F ₆	9.72		9.5
66	Dy ³⁺	9	5/2	5	15/2	⁶ H _{15/2}	10.63		10.6
67	Ho ³⁺	10	2	6	8	⁵ I ₈	10.60		10.4
68	Er ³⁺	11	3/2	6	15/2	⁴ I _{15/2}	9.59		9.5
69	Tm ³⁺	12	1	5	6	³ H ₆	7.57		7.3
70	Yb ³⁺	13	1/2	3	7/2	² F _{7/2}	4.54		4.5

$$^a p_{\text{calc}} = 2[S(S+1)]^{1/2}$$

$$^b p_{\text{calc}} = 2[J(J+1)]^{1/2}$$

$$^c p_{\text{calc}} = g[J(J+1)]^{1/2}$$

References

1. Jiles, D., *Magnetism and Magnetic Materials*, Chapman & Hall, London, 1991, p. 243.
2. Kittel, C., *Introduction to Solid State Physics, 6th Edition*, J. Wiley & Sons, New York, 1986, pp. 405–406.
3. Ashcroft, N. W. and Mermin, N. D., *Solid State Physics*, Holt, Rinehart, and Winston, New York, 1976, p. 652.

Ferro- and Antiferromagnetic Elements

M_0 is the saturation magnetization at $T = 0$ K
 n_B is the number of Bohr magnetons per atom

T_C is the Curie temperature
 T_N is the Néel temperature

	M_0 /gauss	n_B	T_C /K	T_N /K	Comments
Fe	22020	2.22	1043		
Co	18170	1.72	1388		
Ni	6410	0.62	627		
Cr				311	
Mn				100	
Ce				12.5	<i>c</i> -Axis antiferromagnetic
Nd				19.2	Basal plane modulation on hexagonal sites
				7.8	Cubic sites order (periodicity different from high-T phase)
Sm				106	Ordering on hexagonal sites
				13.8	Cubic site order
Eu				90.5	Spiral along cube axis
Gd	24880	7	293		
Tb		9	220		Basal plane ferromagnet
				230.2	Basal plane spiral
Dy		10	87		Basal plane ferromagnet
				176	Basal plane spiral
Ho		10	20		Bunched cone structure
				133	Basal plane spiral
Er		9	32		<i>c</i> -Axis ferrimagnetic cone structure
				80	<i>c</i> -Axis modulated structure
Tm		7	32		<i>c</i> -Axis ferrimagnetic cone structure
				56	<i>c</i> -Axis modulated structure

References

1. Ashcroft, N. W., and Mermin, N. D., *Solid State Physics*, Holt, Rinehart, and Winston, New York, 1976, p.652.
2. Gschneidner, K. A., and Eyring, L., *Handbook on the Physics and Chemistry of Rare Earths*, North Holland Publishing Co., Amsterdam, 1978.

Selected Ferromagnetic Compounds

M_0 is the saturation magnetization at $T = 293$ K

T_C is the Curie temperature

Compound	M_0 /gauss	T_C /K	Crystal system
MnB	152	578	orthorh(FeB)
MnAs	670	318	hex(FeB)
MnBi	620	630	hex(FeB)
MnSb	710	587	hex(FeB)
Mn ₄ N	183	743	
MnSi		34	cub(FeSi)
CrTe	247	339	hex(NiAs)
CrBr ₃	270	37	hex(BiI ₃)
CrI ₃		68	hex(BiI ₃)
CrO ₂	515	386	tetr(TiO ₂)
EuO	1910*	77	cub
EuS	1184*	16.5	cub
GdCl ₃	550*	2.2	orthorh
FeB		598	orthorh
Fe ₂ B		1043	tetr (CuAl ₂)
FeBe ₅		75	cub(MgCu ₂)
Fe ₃ C		483	orthorh
FeP		215	orthorh (MnP)

* At $T = 0$ K

References

1. Kittel, C., *Introduction to Solid State Physics, 6th Edition*, J. Wiley & Sons, New York, 1986.
2. Ashcroft, N. W., and Mermin, N. D., *Solid State Physics*, Holt, Rinehart, and Winston, New York, 1976.

Magnetic Properties of High-Permeability Metals and Alloys (Soft)

μ_i is the initial permeability
 μ_m is the maximum permeability
 H_c is the coercive force

J_s is the saturation polarization
 W_H is the hysteresis loss per cycle
 T_C is the Curie temperature

Material	Composition (mass %)	μ_i/μ_0	μ_m/μ_0	$H_c/A\ m^{-1}$	J_s/T	$W_H/J\ m^{-3}$	T_C/K
Iron	Commercial 99Fe	200	6000	70	2.16	500	1043
Iron	Pure 99.9Fe	25000	350000	0.8	2.16	60	1043
Silicon-iron	96Fe-4Si	500	7000	40	1.95	50–150	1008
Silicon-iron (110) [001]	97Fe-3Si	9000	40000	12	2.01	35–140	1015
Silicon-iron {100} <100>	97Fe-3Si		100000	6	2.01		1015
Mild steel	Fe-0.1C-0.1Si-0.4Mn	800	1100	200			
Hypernik	50Fe-50Ni	4000	70000	4	1.60	22	753
Deltamax {100} <100>	50Fe-50Ni	500	200000	16	1.55		773
Isoperm {100} <100>	50Fe-50Ni	90	100	480	1.60		
78 Permalloy	78Ni-22Fe	4000	100000	4	1.05	50	651
Supermalloy	79Ni-16Fe-5Mo	100000	1000000	0.15	0.79	2	673
Mumetal	77Ni-16Fe-5Cu-2Cr	20000	100000	4	0.75	20	673
Hyperco	64Fe-35Co-0.5Cr	650	10000	80	2.42	300	1243
Permendur	50Fe-50Co	500	6000	160	2.46	1200	1253
2V-Permendur	49Fe-49Co-2V	800	4000	160	2.45	600	1253
Supermendur	49Fe-49Co-2V		60000	16	2.40	1150	1253
25Perminvar	45Ni-30Fe-25Co	400	2000	100	1.55		
7Perminvar	70Ni-23Fe-7Co	850	4000	50	1.25		
Perminvar (magnet. annealed)	43Ni-34Fe-23Co		400000	2.4	1.50		
Alfenol (or Alperm)	84Fe-16Al	3000	55000	3.2	0.8		723
Alfer	87Fe-13Al	700	3700	53	1.20		673
Aluminum-Iron	96.5Fe-3.5Al	500	19000	24	1.90		
Sendust	85Fe-10Si-5Al	36000	120000	1.6	0.89		753

References

1. McCurrie, R. A., *Structure and Properties of Ferromagnetic Materials*, Academic Press, London, 1994, p. 42.

2. Gray, D. E., Ed., *American Institute of Physics Handbook, Third Edition*, McGraw Hill, New York, 1972, p. 5–224.

Applications of High-Permeability Materials

Applications

Requirements

Power applications

Distribution and power transformers

Low core losses, high permeability, high saturation magnetic polarization

High-quality motors and generators, stators and armatures, switched-mode power supplies

Instrument transformers

Audiofrequency transformers

Low core losses, high permeability, high magnetic polarization

Pulse transformers

High permeability

Cores for inductor coils

Audiofrequency

Low hysteresis, high permeability

Carrier frequency

Very low hysteresis and eddy current loss

Radiofrequency

High permeability at low fields

Miscellaneous

Relays, switches
 Earth leakage circuit }

High permeability, low remanence, low coercivity

Magnetic shielding

Low core loss for AC applications

Applications of High-Permeability Materials

Applications	Requirements
Magnetic recording heads	High initial permeability, low or zero remanence
Magnetic amplifiers } Saturable reactors } Saturable transformers } Transformer cores }	Rectangular hysteresis loops, low hysteresis loss
Magnetic shunts for temperature compensation in magnetic circuits	Low Curie temperature, appropriate decrease in permeability with increase in temperature
Electromagnets in indicating instruments, fire detection, quartz watches, electromechanical devices	High permeability, high saturation magnetic polarization
Magnetic yokes in permanent magnet devices, such as lifting and holding magnets, loudspeakers	High permeability, high saturation magnetic polarization

Reference

McCurrie, R. A., *Structure and Properties of Ferromagnetic Materials*, Academic Press, London, 1994. With permission.

Saturation Magnetostriction of Selected Materials

The tabulated parameter λ_s is related to the fractional change in length $\Delta l/l$ by $\Delta l/l = (3/2)\lambda_s(\cos^2\theta - 1/3)$, where θ is the angle of rotation.

Material	$\lambda_s \times 10^6$
Iron	-7
Fe - 3.2% Si	+9
Nickel	-33
Cobalt	-62
45 Permalloy, 45% Ni - 55% Fe	+27
Permalloy, 82% Ni - 18% Fe	0
Permendur, 49% Co - 49% Fe - 2% V	+70
Alfer, 87% Fe - 13% Al	+30
Magnetite, Fe ₃ O ₄	+40
Cobalt ferrite, CoFe ₂ O ₄	-110
SmFe ₂	-1560
TbFe ₂	+1753
Tb _{0.3} Dy _{0.7} Fe _{1.93} (Terfenol D)	+2000
Fe ₆₆ Co ₁₈ B ₁₅ Si (amorphous)	+35
Co ₇₂ Fe ₃ B ₆ A ₁₃ (amorphous)	0

Reference

McCurrie, R.A., *Structure and Properties of Ferromagnetic Materials*, Academic Press, London, 1994, p. 91; additional data provided by A.E. Clark, Adelphi, MD.

Properties of Various Permanent Magnetic Materials (Hard)

B_r is the remanence

H_c is the flux coercivity

H_i is the intrinsic coercivity

$(BH)_{max}$ is the maximum energy product

T_c is the Curie temperature

T_{max} is the maximum operating temperature

Composition	B_r/T	$H_c/10^3 \text{ A m}^{-1}$	$H_i/10^3 \text{ A m}^{-1}$	$(BH)_{max}/\text{kJ m}^{-3}$	$T_c/^\circ\text{C}$	$T_{max}/^\circ\text{C}$
Alnico1 20Ni;12Al;5Co	0.72		35	25		
Alnico2 17Ni;10Al;12.5Co;6Cu	0.72		40-50	13-14		
Alnico3 24-30Ni;12-14Al;0-3Cu	0.5-0.6		40-54	10		
Alnico4 21-28Ni;11-13Al;3-5Co;2-4Cu	0.55-0.75		36-56	11-12		
Alnico5 14Ni;8Al;24Co;3Cu	1.25	53	54	40	850	520
Alnico6 16Ni;8Al;24Co;3Cu;2Ti	1.05		75	52		
Alnico8 15Ni;7Al;35Co;4Cu;5Ti	0.83	1.6	160	45		
Alnico9 15Ni;7Al;35Co;4Cu;5Ti	1.10	1.45	1.45	75	850	520
Alnico12 13.5Ni;8Al;24.5Co;2Nb	1.20		64	76.8		

Composition	B_i/T	$B_i H_c / 10^3 \text{ A m}^{-1}$	$H_c / 10^3 \text{ A m}^{-1}$	$(BH)_{\max} / \text{kJ m}^{-3}$	$T_c / ^\circ\text{C}$	$T_{\max} / ^\circ\text{C}$
BaFe ₁₂ O ₁₉ (Ferroxdur)	0.4	1.6	192	29	450	400
SrFe ₁₂ O ₁₉	0.4	2.95	3.3	30	450	400
LaCo ₅	0.91			164	567	
CeCo ₅	0.77			117	380	
PrCo ₅	1.20			286	620	
NdCo ₅	1.22			295	637	
SmCo ₅	1.00	7.9	696	196	700	250
Sm(Co _{0.76} Fe _{0.10} Cu _{0.14}) _{6.8}	1.04	4.8	5	212	800	300
Sm(Co _{0.65} Fe _{0.28} Cu _{0.05} Zr _{0.02}) _{7.7}	1.2	10	16	264	800	300
Nd ₂ Fe ₁₄ B sintered	1.22	8.4	1120	280	300	100
Fe;52Co;14V (Vicalloy II)	1.0	42		28	700	500
Fe;24Cr;15Co;3Mo (anisotropic)	1.54	67		76	630	500
Fe;28Cr;10.5Co (Chromindur II)	0.98	32		16	630	500
Fe;23Cr;15Co;3V;2Ti	1.35	4		44	630	500
Cu;20Ni;20Fe (Cunife)	0.55	4		12	410	350
Cu;21Ni;29Fe (Cunico)	0.34	0.5		8		
Pt;23Co	0.64	4		76	480	350
Mn;29.5Al;0.5C (anisotropic)	0.61	2.16	2.4	56	300	120

References

1. McCurrie, R. A., *Structure and Properties of Ferromagnetic Materials*, Academic Press, London, 1994, p. 204.
2. Gray, D. E., Ed., *American Institute of Physics Handbook, Third Edition*, McGraw Hill, New York, 1972, p. 5–165.
3. Jiles, D., *Magnetism and Magnetic Materials*, Chapman & Hall, London, 1991.

Selected Ferrites

J_s is the saturation magnetic polarization
 T_c is the Curie temperature
 ΔH is the line width

Material	J_s/T	$T_c / ^\circ\text{C}$	$\Delta H / \text{kA m}^{-1}$	Applications
Spinels				
$\gamma\text{-Fe}_2\text{O}_3$	0.52	575		
Fe ₃ O ₄	0.60	585		
NiFe ₂ O ₄	0.34	575	350	Microwave devices
MgFe ₂ O ₄	0.14	440	70	
NiZnFe ₂ O ₄	0.50	375	120	Transformer cores
MnFe ₂ O ₄	0.50	300	50	Microwave devices
NiCoFe ₂ O ₄	0.31	590	140	Microwave devices
NiCoAlFe ₂ O ₄	0.15	450	330	Microwave devices
NiAl _{0.35} Fe _{1.65} O ₄	0.12	430	67	Microwave devices
NiAlFe ₂ O ₄	0.05	1860	32	Microwave devices
Mg _{0.9} Mn _{0.1} Fe ₂ O ₄	0.25	290	56	Microwave devices
Ni _{0.5} Zn _{0.5} Al _{0.8} Fe _{1.2} O ₄	0.14		17	Microwave devices
CuFe ₂ O ₄	0.17	455		Electromechanical transducers
CoFe ₂ O ₄	0.53	520		
LiFe ₅ O ₈	0.39	670		Microwave devices
Garnets				
Y ₃ Fe ₅ O ₁₂	0.178	280	55	Microwave devices
Y ₃ Fe ₅ O ₁₂ (single crys.)	0.178	292	0.5	Microwave devices
(Y,Al) ₃ Fe ₅ O ₁₂	0.12	250	80	Microwave devices
(Y,Gd) ₃ Fe ₅ O ₁₂	0.06	250	150	Microwave devices
Sm ₃ Fe ₅ O ₁₂	0.170	305		Microwave devices
Eu ₃ Fe ₅ O ₁₂	0.116	293		Microwave devices
GdFe ₅ O ₁₂	0.017	291		Microwave devices
Hexagonal crystals				
BaFe ₁₂ O ₁₉	0.45	430	1.5	Permanent magnets
Ba ₃ Co ₂ Fe ₂₄ O ₄₁	0.34	470	12	Microwave devices
Ba ₂ Zn ₂ Fe ₁₂ O ₂₂	0.28	130	25	Microwave devices
Ba ₃ Co _{1.35} Zn _{0.65} Fe ₂₄ O ₄₁		390	16	Microwave devices
Ba ₂ Ni ₂ Fe ₁₂ O ₂₂	0.16	500	8	Microwave devices
SrFe ₁₂ O ₁₉	0.4	450		Permanent magnets

Reference

McCurrie, R. A., *Structure and Properties of Ferromagnetic Materials*, Academic Press, London, 1994.

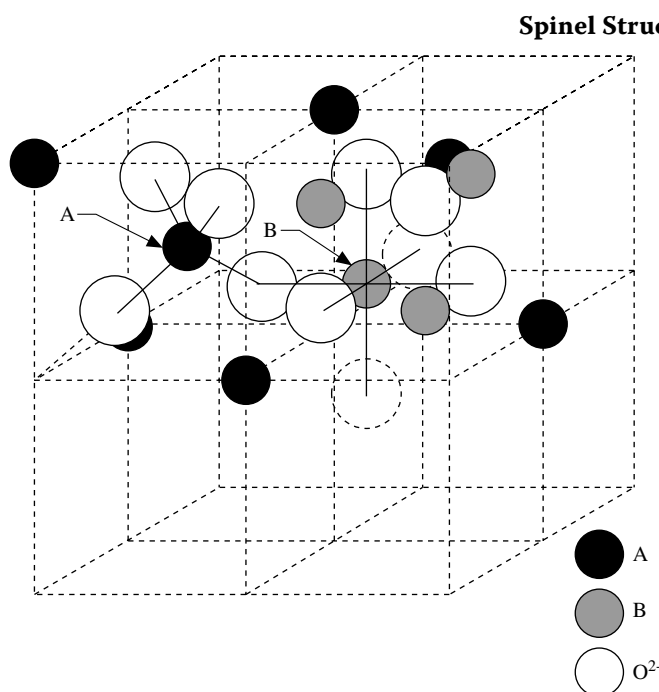


FIGURE 4. Arrangement of metal ions in the two octants A and B, showing tetrahedrally (A) and octahedrally (B) coordinated sites. (Reprinted from McCurrie, R.A., *Ferromagnetic Materials*, Academic Press, London, 1994. With permission.)

Selected Antiferromagnetic Solids

T_N is the Néel temperature

Material	Structure	T_N/K	Material	Structure	T_N/K
<i>Binary oxides</i>			<i>NiAs and related structures</i>		
MnO	cub(fcc)	122	ZnCr ₂ O ₄	cub	15
FeO	cub(fcc)	198	ZnFe ₂ O ₄	cub	9
CoO	cub(fcc)	291	GeFe ₂ O ₄	cub	10
NiO	cub(fcc)	525	MgV ₂ O ₄	cub	45
α -Mn ₂ O ₃	cub	90	MnGa ₂ O ₄	cub	33
CuO	monocl	230	<i>Rutile and related structures</i>		
UO ₂	cub	30.8	CoF ₂	tetr	38
Er ₂ O ₃	cub	3.4	CrF ₂	monocl	53
Gd ₂ O ₃	cub	1.6	FeF ₂	tetr	79
<i>Perovskites</i>			MnF ₂	tetr	67
LaCrO ₃	orth	282	NiF ₂	tetr	83
LaMnO ₃	orth	100	CrCl ₂	orth	20
LaFeO ₃	orth	750	MnO ₂	tetr	84
NdCrO ₃	orth	224	FeOF	tetr	315
NdFeO ₃	orth	760	<i>Corundum and related structures</i>		
YbCrO ₃	orth	118	Cr ₂ O ₃	rhomb	318
CaMnO ₃	cub	110	α -Fe ₂ O ₃	rhomb	948
EuTiO ₃	cub	5.3	FeTiO ₃	rhomb	68
YCrO ₃	orth	141	MnTiO ₃	rhomb	41
BiFeO ₃	cub*	673	CoTiO ₃	rhomb	38
KCoF ₃	cub	125	<i>VF₃ and related structures</i>		
KMnF ₃	cub*	88.3	CoF ₃	rhomb	460
KFeF ₃	cub	115	CrF ₃	rhomb	80
KNiF ₃	cub	275			
NaMnF ₃	cub*	60			
NaNiF ₃	orth	149			
RbMnF ₃	cub	82			
<i>Spinel</i>					
Co ₃ O ₄	cub	40			
NiCr ₂ O ₄	tetr	65			

Material	Structure	T_N/K
FeF ₃	rhomb	394
MnF ₃	monocl	43
MoF ₃	rhomb	185
<i>Miscellaneous</i>		
K ₂ NiF ₄	tetr	97
MnI ₂	hex	3.4
CoUO ₄	orth	12
CaMn ₂ O ₄	orth	225
CrN	cub*	273
CeC ₂	tetr	33
FeSn	hex	373
Mn ₂ P	hex	103

* Distorted.

References

1. Gray, D. E., Ed., *American Institute of Physics Handbook, Third Edition*, McGraw Hill, New York, 1972, p. 5-168 to 5-183.
2. Kittel, C., *Introduction to Solid State Physics, 6th Edition*, J. Wiley & Sons, New York, 1986.
3. Ashcroft, N. W., and Mermin, N. D., *Solid State Physics*, Holt, Rinehart, and Winston, New York, 1976, p. 697.

ELECTRON WORK FUNCTION OF THE ELEMENTS

The electron work function Φ is a measure of the minimum energy required to extract an electron from the surface of a solid. It is defined more precisely as the energy difference between the state in which an electron has been removed to a distance from the surface of a single crystal face that is large enough that the image force is negligible but small compared to the distance to any other face (typically about 10^{-4} cm) and the state in which the electron is in the bulk solid. In general, Φ differs for each face of a monocrystalline sample.

Since Φ is dependent on the cleanliness of the surface, measurements reported in the literature often cover a considerable range. This table contains selected values for the electron work function of the elements which may be regarded as typical values for a reasonably clean surface. The method of measurement is indicated for each value. The following abbreviations appear:

TE – Thermionic emission
 PE – Photoelectric effect
 FE – Field emission
 CPD – Contact potential difference
 polycr – Polycrystalline sample
 amorp – Amorphous sample

Values in parentheses are only approximate.

References

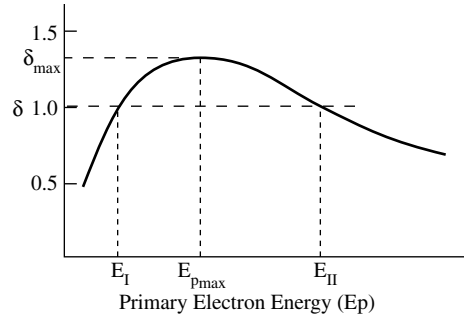
1. Hölzl, J., and Schulte, F. K., Work Functions of Metals, in *Solid Surface Physics*, Höhler, G., Ed., Springer-Verlag, Berlin, 1979.
2. Riviere, J. C., Work Function: Measurements and Results, in *Solid State Surface Science, Vol. 1*, Green, M., Ed., Decker, New York, 1969.
3. Michaelson, H. B., *J. Appl. Phys.*, 48, 4729, 1977.

Element	Plane	Φ /eV	Method	Element	Plane	Φ /eV	Method	Element	Plane	Φ /eV	Method		
Ag	100	4.64	PE	K	210	5.00	PE	Ru	polycr	4.71	PE		
	110	4.52	PE		La	polycr	2.29	PE	Sb	amorp	4.55		
	111	4.74	PE		Li	polycr	3.5	PE	100	4.7			
Al	100	4.20	PE		Lu	polycr	2.93	FE	Sc	polycr	3.5	PE	
	110	4.06	PE		Mg	polycr	(3.3)	CPD	Se	polycr	5.9	PE	
	111	4.26	PE		Mn	polycr	3.66	PE	Si	n	4.85	CPD	
As	polycr	(3.75)	PE		Mo	100	4.1	PE	p 100	(4.91)	CPD		
Au	100	5.47	PE		110	4.53	PE	p 111	4.60	PE			
	110	5.37	PE		111	4.95	PE	Sm	polycr	2.7	PE		
	111	5.31	PE		112	4.55	PE	Sn	polycr	4.42	CPD		
B	polycr	(4.45)	TH		114	4.36	PE	Sr	polycr	(2.59)	TH		
Ba	polycr	2.52	TH	332	4.50	PE	Ta	polycr	4.25	TH			
Be	polycr	4.98	PE	Na	polycr	2.36	PE	100	4.15	TH			
Bi	polycr	4.34	PE		Nb	001	4.02	TH	110	4.80	TH		
C	polycr	(5.0)	CPD		110	4.87	TH	111	4.00	TH			
Ca	polycr	2.87	PE		111	4.36	TH	Tb	polycr	3.0	PE		
Cd	polycr	4.08	CPD		112	4.63	TH	Te	polycr	4.95	PE		
Ce	polycr	2.9	PE		113	4.29	TH	Th	polycr	3.4	TH		
Co	polycr	5.0	PE		116	3.95	TH	Ti	polycr	4.33	PE		
Cr	polycr	4.5	PE		310	4.18	TH	Tl	polycr	(3.84)	CPD		
Cs	polycr	1.95	PE		Nd	polycr	3.2	PE	U	polycr	3.63	PE	
Cu	100	5.10	FE			Ni	100	5.22	PE	100	3.73	PE	
	110	4.48	PE			110	5.04	PE	110	3.90	PE		
	111	4.94	PE	111		5.35	PE	113	3.67	PE			
	112	4.53	PE	Os		polycr	5.93	PE	V	polycr	4.3	PE	
Eu	polycr	2.5	PE	Pb		polycr	4.25	PE	W	polycr	4.55	CPD	
Fe	100	4.67	PE	Pd		polycr	5.22	PE	100	4.63	FE		
	111	4.81	PE	111		5.6	PE	110	5.22	FE			
Ga	polycr	4.32	PE	Pt		111	5.64	PE	111	4.45	FE		
Gd	polycr	2.90	CPD			110	5.84	FE	113	4.46	FE		
Ge	polycr	5.0	CPD			111	5.93	FE	116	4.32	TH		
Hf	polycr	3.9	PE		320	5.22	FE	Y	polycr	3.1	PE		
Hg	liquid	4.475	PE		331	5.12	FE	Zn	polycr	3.63	PE		
In	polycr	4.09	PE		Rb	polycr	2.261	PE	polycr	(4.9)	CPD		
	100	5.67	PE			Re	polycr	4.72	TE	Zr	polycr	4.05	PE
	110	5.42	PE			Rh	polycr	4.98	PE				
Ir	111	5.76	PE										

SECONDARY ELECTRON EMISSION

The secondary emission yield, or secondary emission ratio, δ , is the average number of secondary electrons emitted from a bombarded material for every incident primary electron. It is a function of the primary electron energy E_p . The maximum yield δ_{max} corresponds to a primary electron energy E_{pmax} (see figure). The two primary electron energies corresponding to a yield of unity are denoted the first and second crossovers (E_I and E_{II}). An insulat-

ing target, or a conducting target that is electrically floating, will charge positively or negatively depending on the primary electron energy. For $E_I < E_p < E_{II}$, $\delta > 1$ and the surface charges positively provided there is a collector present that is positive with respect to the target. For $E_p < E_I$ or $E_p > E_{II}$, $\delta < 1$, and the surface charges negatively with respect to the potential of the source of primary electrons.



Element	δ_{max}	E_{pmax} (eV)	E_I (eV)	E_{II} (eV)	Element	δ_{max}	E_{pmax} (eV)	E_I (eV)	E_{II} (eV)
Ag	1.5	800	200	>2000	Li	0.5	85	None	None
Al	1.0	300	300	300	Mg	0.95	300	None	None
Au	1.4	800	150	>2000	Mo	1.25	375	150	1200
B	1.2	150	50	600	Na	0.82	300	None	None
Ba	0.8	400	None	None	Nb	1.2	375	150	1050
Bi	1.2	550	None	None	Ni	1.3	550	150	>1500
Be	0.5	200	None	None	Pb	1.1	500	250	1000
C (diamond)	2.8	750	None	>5000	Pd	>1.3	>250	120	None
C (graphite)	1.0	300	300	300	Pt	1.8	700	350	3000
C (soot)	0.45	500	None	None	Rb	0.9	350	None	None
Cd	1.1	450	300	700	Sb	1.3	600	250	2000
Co	1.2	600	200	None	Si	1.1	250	125	500
Cs	0.7	400	None	None	Sn	1.35	500	None	None
Cu	1.3	600	200	1500	Ta	1.3	600	250	>2000
Fe	1.3	400	120	1400	Th	1.1	800	None	None
Ga	1.55	500	75	None	Ti	0.9	280	None	None
Ge	1.15	500	150	900	Tl	1.7	650	70	>1500
Hg	1.3	600	350	>1200	W	1.4	650	250	>1500
K	0.7	200	None	None	Zr	1.1	350	None	None

Compound	δ_{max}	E_{pmax} (eV)	Compound	δ_{max}	E_{pmax} (eV)
Alkali halides			BeO	3.4	2000
CsCl	6.5		CaO	2.2	500
KBr (crystal)	14	1800	Cu ₂ O	1.2	400
KCl (crystal)	12	1600	MgO (crystal)	20–25	1500
KCl (layer)	7.5	1200	MgO (layer)	3–15	400–1500
KI (crystal)	10	1600	MoO ₂	1.2	
KI (layer)	5.6		SiO ₂ (quartz)	2.1–4	400
LiF (crystal)	8.5		SnO ₂	3.2	640
LiF (layer)	5.6	700	Sulfides		
NaBr (crystal)	24	1800	MoS ₂	1.1	
NaBr (layer)	6.3		PbS	1.2	500
NaCl (crystal)	14	1200	WS ₂	1.0	
NaCl (layer)	6.8	600	ZnS	1.8	350
NaF (crystal)	14	1200	Others		
NaF (layer)	5.7		BaF ₂ (layer)	4.5	
NaI (crystal)	19	1300	CaF ₂ (layer)	3.2	
NaI (layer)	5.5		BiCs ₃	6	1000
RbCl (layer)	5.8		BiCs	1.9	1000
Oxides			GeCs	7	700
Ag ₂ O	1.0		Rb ₂ Sb	7.1	450
Al ₂ O ₃ (layer)	2–9		SbCs ₃	6	700
BaO (layer)	2.3–4.8	400	Mica	2.4	350
			Glasses	2–3	300–450

OPTICAL PROPERTIES OF SELECTED ELEMENTS

J. H. Weaver and H. P. R. Frederikse

These tables list the index of refraction n , the extinction coefficient k , and the normal incidence reflection R ($\phi = 0$) as a function of photon energy E , which is expressed in electron volts (eV). To convert the energy in eV to wavelength in μm , use $\lambda = 1.2398/E$. To compute the dielectric function $\tilde{\epsilon} = \epsilon_1 + i\epsilon_2$ from the complex index of refraction $\tilde{N} = n + ik$, use $\epsilon_1 = n^2 - k^2$ and $\epsilon_2 = 2nk$.

The optical constants in these tables are abridged from three more extensive tabulations:

- *Optical Properties of Metals* (OPM), Volumes I and II, *Physics Data*, Nr. 18-1 and 18-2, J. H. Weaver, C. Krafska, D. W. Lynch, and E. E. Koch, Fachinformationzentrum, Karlsruhe, Germany.
- *Handbook of Optical Constants* (HOC), Vol. I, 1985, and Vol. II, 1991. E. D. Palik, Ed., Academic Press, Inc.
- *American Institute of Physics Handbook* (AIPH), 3rd Edition, D. E. Gray, Ed., McGraw-Hill, New York, 1972.

The first two of these major sources provide detailed comparisons of all optical data available in the literature at the time of the compilation. For critical applications the reader should refer to the original work. References for individual metals and semiconductors are listed at the end of the tables. Generally, tabulated values

for the optical properties are accurate to better than 10%. Data in parentheses are extrapolated or interpolated values. For most elements the spectral range covered is from the far infrared (0.010 or 0.10 eV) to the far ultraviolet (10, 30 or 300 eV). The intervals between successive energies in the tables are chosen in such a way that the major spectral features are preserved.

Very small values of k are expressed in exponential notation, e.g., 1.23E-5 means 1.23×10^{-5} .

The following table is convenient for identifying the energy entries in these tables with the corresponding wavelengths:

λ	E/eV	λ	E/eV
1 mm	0.00124	6000 Å	2.066
500 μm	0.00248	5000 Å	2.480
100 μm	0.01240	4000 Å	3.100
50 μm	0.02480	3000 Å	4.133
10 μm	0.12398	2000 Å	6.199
5 μm	0.24797	1000 Å	12.398
1 μm	1.240	400 Å	30.996

Energy (eV)	n	k	$R(\phi = 0)$	Energy (eV)	n	k	$R(\phi = 0)$	Energy (eV)	n	k	$R(\phi = 0)$
<i>Aluminium¹</i>				2.200	1.018	6.846	0.9200	14.400	0.058	0.327	0.8102
0.040	98.595	203.701	0.9923	2.400	0.826	6.283	0.9228	14.600	0.067	0.273	0.7802
0.050	74.997	172.199	0.9915	2.600	0.695	5.800	0.9238	14.800	0.086	0.211	0.7202
0.060	62.852	150.799	0.9906	2.800	0.598	5.385	0.9242	15.000	0.125	0.153	0.6119
0.070	53.790	135.500	0.9899	3.000	0.523	5.024	0.9241	15.200	0.178	0.108	0.4903
0.080	45.784	123.734	0.9895	3.200	0.460	4.708	0.9243	15.400	0.234	0.184	0.3881
0.090	39.651	114.102	0.9892	3.400	0.407	4.426	0.9245	15.600	0.280	0.073	0.3182
0.100	34.464	105.600	0.9889	3.600	0.363	4.174	0.9246	15.800	0.318	0.065	0.2694
0.125	24.965	89.250	0.9884	3.800	0.326	3.946	0.9247	16.000	0.351	0.060	0.2326
0.150	18.572	76.960	0.9882	4.000	0.294	3.740	0.9248	16.200	0.380	0.055	0.2031
0.175	14.274	66.930	0.9879	4.200	0.267	3.552	0.9248	16.400	0.407	0.050	0.1789
0.200	11.733	59.370	0.9873	4.400	0.244	3.380	0.9249	16.750	0.448	0.045	0.1460
0.250	8.586	48.235	0.9858	4.600	0.223	3.222	0.9249	17.000	0.474	0.042	0.1278
0.300	6.759	40.960	0.9844	4.800	0.205	3.076	0.9249	17.250	0.498	0.040	0.1129
0.350	5.438	35.599	0.9834	5.000	0.190	2.942	0.9244	17.500	0.520	0.038	0.1005
0.400	4.454	31.485	0.9826	6.000	0.130	2.391	0.9257	17.750	0.540	0.036	0.0899
0.500	3.072	25.581	0.9817	6.500	0.110	2.173	0.9260	18.000	0.558	0.035	0.0809
0.600	2.273	21.403	0.9806	7.000	0.095	1.983	0.9262	18.500	0.591	0.032	0.0664
0.700	1.770	18.328	0.9794	7.500	0.082	1.814	0.9265	19.000	0.620	0.030	0.0554
0.800	1.444	15.955	0.9778	8.000	0.072	1.663	0.9269	19.500	0.646	0.028	0.0467
0.900	1.264	14.021	0.9749	8.500	0.063	1.527	0.9272	20.000	0.668	0.027	0.0398
1.000	1.212	12.464	0.9697	9.000	0.056	1.402	0.9277	20.500	0.689	0.025	0.0342
1.100	1.201	11.181	0.9630	9.500	0.049	1.286	0.9282	21.000	0.707	0.024	0.0296
1.200	1.260	10.010	0.9521	10.000	0.044	1.178	0.9286	21.500	0.724	0.023	0.0258
1.300	1.468	8.949	0.9318	10.500	0.040	1.076	0.9293	22.000	0.739	0.022	0.0226
1.400	2.237	8.212	0.8852	11.000	0.036	0.979	0.9298	22.500	0.753	0.021	0.0199
1.500	2.745	8.309	0.8678	11.500	0.033	0.883	0.9283	23.000	0.766	0.021	0.0177
1.600	2.625	8.597	0.8794	12.000	0.033	0.791	0.9224	23.500	0.778	0.020	0.0157
1.700	2.143	8.573	0.8972	12.500	0.034	0.700	0.9118	24.000	0.789	0.019	0.0140
1.800	1.741	8.205	0.9069	13.000	0.038	0.609	0.8960	24.500	0.799	0.018	0.0126
1.900	1.488	7.821	0.9116	13.500	0.041	0.517	0.8789	25.000	0.809	0.018	0.0113
2.000	1.304	7.479	0.9148	14.000	0.048	0.417	0.8486	25.500	0.817	0.017	0.0102
				14.200	0.053	0.373	0.8312	26.000	0.826	0.016	0.0092

Energy (eV)	n	k	$R(\phi = 0)$	Energy (eV)	n	k	$R(\phi = 0)$	Energy (eV)	n	k	$R(\phi = 0)$
Chromium^a				11.00	1.05	0.69	0.103	2.20	2.07	3.70	0.642
0.06	21.19	42.00	0.962	11.50	1.09	0.69	0.100	2.30	2.01	3.59	0.634
0.10	11.81	29.76	0.955	12.00	1.13	0.70	0.101	2.40	1.95	3.49	0.627
0.14	15.31	26.36	0.936	12.50	1.15	0.73	0.108	2.50	1.88	3.40	0.622
0.18	8.73	25.37	0.53	13.00	1.15	0.77	0.119	2.60	1.81	3.32	0.618
0.22	5.30	20.62	0.954	13.50	1.12	0.80	0.128	2.70	1.73	3.24	0.615
0.26	3.91	17.12	0.951	14.00	1.09	0.82	0.135	2.80	1.66	3.13	0.607
0.30	3.15	14.28	0.943	14.50	1.03	0.82	0.142	2.90	1.61	3.05	0.600
0.42	3.47	8.97	0.862	15.00	1.00	0.82	0.143	3.00	1.55	2.96	0.594
0.54	3.92	7.06	0.788	15.50	0.96	0.80	0.141	3.20	1.46	2.80	0.579
0.66	3.96	5.95	0.736	16.00	0.92	0.77	0.139	3.40	1.38	2.64	0.563
0.78	4.13	5.03	0.680	16.50	0.31	0.75	0.134	3.60	1.31	2.48	0.544
0.90	4.43	4.60	0.650	17.00	0.90	0.73	0.132	3.80	1.28	2.33	0.519
1.00	4.47	4.43	0.639	17.50	0.88	0.72	0.130	4.00	1.26	2.20	0.495
1.12	4.53	4.31	0.631	18.00	0.87	0.70	0.129	4.20	1.25	2.10	0.471
1.24	4.50	4.28	0.629	18.50	0.84	0.69	0.130	4.40	1.24	2.01	0.452
1.36	4.42	4.30	0.631	19.00	0.82	0.68	0.131	4.60	1.24	1.94	0.435
1.46	4.31	4.32	0.632	20.00	0.77	0.64	0.130	4.80	1.23	1.88	0.423
1.77	3.84	4.37	0.639	20.5	0.76	0.63	0.129	5.00	1.22	1.83	0.411
2.00	3.48	4.36	0.644	21.0	0.74	0.58	0.121	5.20	1.21	1.79	0.403
2.20	3.18	4.41	0.656	21.5	0.72	0.55	0.116	5.40	1.19	1.77	0.399
2.40	2.75	4.46	0.677	22.0	0.71	0.52	0.112	5.60	1.16	1.75	0.400
2.60	2.22	4.36	0.698	22.5	0.70	0.50	0.109	5.80	1.10	1.73	0.406
2.80	1.80	4.06	0.703	23.0	0.69	0.48	0.105	6.00	1.03	1.68	0.407
3.00	1.54	3.71	0.695	23.5	0.68	0.45	0.101	6.20	0.97	1.62	0.401
3.20	1.44	3.40	0.670	24.0	0.68	0.43	0.096	6.40	0.94	1.53	0.386
3.40	1.39	3.24	0.657	24.5	0.67	0.39	0.089	6.60	0.91	1.46	0.368
3.60	1.26	3.12	0.661	25.0	0.68	0.36	0.080	6.80	0.91	1.38	0.345
3.80	1.12	2.95	0.660	25.5	0.68	0.33	0.072	7.00	0.91	1.32	0.326
4.00	1.02	2.76	0.651	26.0	0.70	0.31	0.063	7.00	0.91	1.26	0.305
4.20	0.94	2.58	0.639	26.5	0.71	0.28	0.055	7.40	0.92	1.21	0.286
4.40	0.90	2.42	0.620	27.0	0.72	0.26	0.048	7.60	0.93	1.17	0.269
4.50	0.89	2.35	0.607	27.5	0.73	0.25	0.043	7.80	0.94	1.13	0.253
4.60	0.88	2.28	0.598	28.0	0.75	0.23	0.037	8.00	0.95	1.09	0.239
4.70	0.86	2.21	0.586	29.0	0.77	0.22	0.032	Cobalt, single crystal, $\vec{E} \perp c^s$			
4.80	0.86	2.13	0.572	30.0	0.78	0.21	0.030	0.10	5.83	32.36	0.979
4.90	0.86	2.07	0.557	Cobalt, single crystal, $\vec{E} \parallel c^s$				0.15	4.24	21.37	0.965
5.00	0.85	2.01	0.542	0.10	6.71	37.87	0.982	0.20	3.87	15.53	0.042
5.10	0.86	1.94	0.523	0.15	4.66	25.47	0.973	0.30	4.34	10.01	0.865
5.20	0.87	1.87	0.503	0.20	3.55	18.78	0.962	0.40	4.66	7.39	0.785
5.40	0.93	1.80	0.466	0.25	3.98	14.59	0.933	0.50	5.17	5.75	0.709
5.60	0.95	1.74	0.443	0.30	4.04	12.16	0.907	0.60	5.77	5.17	0.682
5.80	0.97	1.74	0.437	0.40	4.24	9.13	0.847	0.70	6.15	5.20	0.685
6.00	0.94	1.73	0.444	0.50	4.41	7.19	0.782	0.80	6.08	5.61	0.702
6.20	0.89	1.69	0.446	0.60	4.91	6.13	0.729	0.90	5.57	5.93	0.715
6.40	0.85	1.66	0.447	0.70	5.24	5.85	0.713	1.00	4.83	5.94	0.721
6.60	0.80	1.59	0.444	0.80	5.17	5.89	0.716	1.10	4.31	5.60	0.711
6.80	0.75	1.51	0.439	0.90	4.94	5.95	0.720	1.20	4.02	5.34	0.701
7.00	0.74	1.45	0.425	1.00	4.46	5.86	0.722	1.30	3.78	5.16	0.694
7.20	0.71	1.39	0.414	1.10	4.07	5.61	0.715	1.40	3.55	5.05	0.692
7.40	0.69	1.33	0.404	1.20	3.81	5.36	0.706	1.50	3.26	4.93	0.692
7.60	0.66	1.23	0.378	1.30	3.60	5.20	0.701	1.60	3.03	4.74	0.687
7.80	0.67	1.15	0.347	1.40	3.37	5.09	0.701	1.70	2.83	4.60	0.684
8.00	0.68	1.07	0.315	1.50	3.10	4.96	0.701	1.80	2.61	4.45	0.683
8.20	0.71	1.00	0.278	1.60	2.84	4.77	0.697	1.90	2.41	4.27	0.677
8.50	0.74	0.92	0.235	1.70	2.66	4.57	0.690	2.00	2.25	4.09	0.670
9.0	0.83	0.81	0.170	1.80	2.45	4.41	0.687	2.10	2.13	3.89	0.659
9.50	0.92	0.74	0.132	1.90	2.31	4.18	0.675	2.20	2.04	3.72	0.646
10.00	0.98	0.73	0.120	2.00	2.21	4.00	0.664	2.30	1.99	3.56	0.632
10.50	1.01	0.72	0.112	2.10	2.13	3.85	0.654	2.40	1.95	3.44	0.620

Energy (eV)	n	k	$R(\phi = 0)$	Energy (eV)	n	k	$R(\phi = 0)$	Energy (eV)	n	k	$R(\phi = 0)$	
2.50	1.90	3.34	0.611	5.60	1.18	1.74	0.391	58.00	0.96	0.11	0.004	
2.60	1.86	3.26	0.605	5.80	1.10	1.67	0.389	59.00	0.97	0.11	0.003	
2.70	1.79	3.19	0.602	6.00	1.04	1.59	0.380	60.00	0.97	0.11	0.003	
2.80	1.72	3.11	0.596	6.50	0.96	1.37	0.329	61.00	0.97	0.11	0.003	
2.90	1.66	3.03	0.591	7.00	0.97	1.20	0.271	62.00	0.97	0.11	0.003	
3.00	1.60	2.94	0.586	7.50	1.00	1.09	0.230	63.00	0.96	0.10	0.003	
3.20	1.50	2.78	0.571	8.00	1.03	1.03	0.206	64.00	0.96	0.10	0.003	
3.40	1.42	2.62	0.553	8.50	1.03	0.98	0.189	65.00	0.97	0.10	0.003	
3.60	1.36	2.47	0.533	9.00	1.03	0.92	0.171	66.00	0.97	0.10	0.003	
3.80	1.33	2.33	0.511	9.50	1.03	0.87	0.154	67.00	0.97	0.09	0.003	
4.00	1.31	2.21	0.488	10.00	1.04	0.82	0.139	68.00	0.97	0.09	0.002	
4.20	1.28	2.12	0.471	11.00	1.07	0.75	0.118	69.00	0.97	0.09	0.002	
4.40	1.27	2.03	0.452	12.00	1.09	0.73	0.111	70.00	0.97	0.09	0.002	
4.60	1.26	1.95	0.435	13.00	1.08	0.72	0.109	75.00	0.98	0.09	0.002	
4.80	1.25	1.90	0.423	14.00	1.06	0.72	0.111	80.00	0.98	0.09	0.002	
5.00	1.24	1.84	0.411	14.50	1.03	0.72	0.111	85.00	0.97	0.09	0.002	
5.20	1.22	1.80	0.403	15.00	1.01	0.71	0.111	90.00	0.96	0.08	0.002	
5.40	1.21	1.78	0.399	15.50	0.98	0.69	0.109	<i>Gallium (liquid)⁷</i>				
5.60	1.17	1.76	0.400	16.00	0.95	0.67	0.106	1.425	2.40	9.20	0.900	
5.80	1.11	1.74	0.406	17.00	0.91	0.62	0.097	1.550	2.09	8.50	0.898	
6.00	1.04	1.69	0.407	18.00	0.89	0.56	0.084	1.771	1.65	7.60	0.898	
6.20	0.98	1.62	0.401	19.00	0.88	0.51	0.071	2.066	1.25	6.60	0.897	
6.40	0.94	1.54	0.386	20.00	0.88	0.45	0.059	2.480	0.89	5.60	0.898	
6.60	0.92	1.46	0.368	21.00	0.90	0.41	0.048	3.100	0.59	4.50	0.896	
6.80	0.91	1.38	0.345	22.00	0.92	0.38	0.040	<i>Germanium, single crystal⁸</i>				
7.00	0.91	1.32	0.326	23.00	0.94	0.37	0.035	0.01240	(4.0065)	3.00E-03	0.361	
7.20	0.91	1.26	0.305	24.00	0.96	0.37	0.035	0.01364	4.0063	2.40E-03	0.361	
7.40	0.92	1.21	0.285	25.00	0.96	0.40	0.040	0.01488	(4.0060)	1.70E-03	0.361	
7.60	0.93	1.17	0.269	26.00	0.92	0.40	0.044	0.01612	(4.0060)	1.55E-03	0.361	
7.80	0.94	1.13	0.253	27.00	0.88	0.38	0.043	0.01736	(4.0060)	1.50E-03	0.361	
<i>Copper⁶</i>				28.00	0.86	0.35	0.039	0.01860		1.50E-03		
0.10	29.69	71.57	0.980	29.00	0.85	0.30	0.032	0.01984		1.60E-03		
0.50	1.71	17.63	0.979	30.00	0.86	0.26	0.025	0.02108		1.60E-03		
1.00	0.44	8.48	0.976	31.00	0.88	0.24	0.020	0.02232		1.55E-03		
1.50	0.26	5.26	0.965	32.00	0.89	0.22	0.017	0.02232		1.55E-03		
1.70	0.22	4.43	0.958	33.00	0.90	0.21	0.015	0.02356		1.53E-03		
1.75	0.21	4.25	0.956	34.00	0.91	0.20	0.014	0.02480		1.50E-03		
1.80	0.21	4.04	0.952	35.00	0.92	0.20	0.013	0.02604		1.25E-03		
1.85	0.22	3.85	0.947	36.00	0.92	0.19	0.012	0.02728		8.50E-04		
1.90	0.21	3.67	0.943	37.00	0.92	0.19	0.011	0.02852		6.50E-04		
2.00	0.27	3.24	0.910	38.00	0.93	0.18	0.010	0.02976		7.00E-04		
2.10	0.47	2.81	0.814	39.00	0.93	0.17	0.009	0.03100	3.9827	8.50E-04	0.358	
2.20	0.83	2.60	0.673	40.00	0.93	0.17	0.009	0.03224		1.55E-03		
2.30	1.04	2.59	0.618	41.00	0.94	0.16	0.008	0.03348		2.75E-03		
2.40	1.12	2.60	0.602	42.00	0.94	0.16	0.007	0.03472		3.55E-03		
2.60	1.15	2.50	0.577	43.00	0.94	0.15	0.007	0.03596	(3.9900)	3.05E-03	0.359	
2.80	1.17	2.36	0.545	44.00	0.95	0.15	0.007	0.03720		2.75E-03		
3.00	1.18	2.21	0.509	45.00	0.95	0.15	0.006	0.03844		2.70E-03		
3.20	1.23	2.07	0.468	46.00	0.95	0.15	0.006	0.03968	(3.9930)	2.90E-03	0.359	
3.40	1.27	1.95	0.434	47.00	0.95	0.14	0.006	0.04092		2.95E-03		
3.60	1.31	1.87	0.407	48.00	0.95	0.14	0.006	0.04215		3.20E-03		
3.80	1.34	1.81	0.387	49.00	0.95	0.14	0.005	0.04339		6.30E-03		
4.00	1.34	1.72	0.364	50.00	0.95	0.13	0.005	0.04463		3.40E-03		
4.20	1.42	1.64	0.336	51.00	0.95	0.13	0.005	0.04587	(3.9955)	2.50E-03	0.360	
4.40	1.49	1.64	0.329	52.00	0.95	0.13	0.005	0.04711		2.10E-03		
4.60	1.52	1.67	0.334	53.00	0.96	0.12	0.004	0.04835		2.00E-03		
4.80	1.53	1.71	0.345	54.00	0.96	0.12	0.004	0.04959		8.00E-04		
5.00	1.47	1.78	0.366	55.00	0.96	0.12	0.004	0.05083		1.40E-03		
5.20	1.38	1.80	0.380	56.00	0.96	0.11	0.004	0.05207		1.35E-03		
5.40	1.28	1.78	0.389	57.00	0.96	0.11	0.004	0.05331		1.10E-03		
								0.05455		8.00E-04		

Energy (eV)	n	k	$R(\phi = 0)$	Energy (eV)	n	k	$R(\phi = 0)$	Energy (eV)	n	k	$R(\phi = 0)$	
0.05579		6.00E-04		3.7	3.958	2.863	0.517	2.20	0.24	2.54	0.880	
0.05703		9.0 E-04		3.8	3.936	2.986	0.527	2.40	0.50	1.86	0.647	
0.05827		6.5 E-04		3.9	3.920	3.137	0.539	2.50	0.82	1.59	0.438	
0.05951		4.6 E-04		4.0	3.905	3.336	0.556	2.60	1.24	1.54	0.331	
0.06075		4.0 E-04		4.1	3.869	3.614	0.579	2.70	1.43	1.72	0.356	
0.06199	3.9992	3.98E-04	0.360	4.2	3.745	4.009	0.612	2.80	1.46	1.77	0.368	
0.06323		4.0 E-04		4.3	3.338	4.507	0.659	2.90	1.50	1.79	0.368	
0.06447		4.3 E-04		4.4	2.516	4.669	0.705	3.00	1.54	1.80	0.369	
0.06571		4.4 E-04		4.5	1.953	4.297	0.713	3.10	1.54	1.81	0.371	
0.06695	(4.0000)	4.3 E-04	0.360	4.6	1.720	3.960	0.702	3.20	1.54	1.80	0.368	
0.06819		3.1 E-04		4.7	1.586	3.709	0.690	3.30	1.55	1.78	0.362	
0.06943		3.3 E-04		4.8	1.498	3.509	0.677	3.40	1.56	1.76	0.356	
0.07067		3.8 E-04		4.9	1.435	3.342	0.664	3.50	1.58	1.73	0.349	
0.07191		3.3 E-04		5.0	1.394	3.197	0.650	3.60	1.62	1.73	0.346	
0.07315		2.5 E-04		5.1	1.370	3.073	0.636	3.70	1.64	1.75	0.351	
0.07439		1.9 E-04		5.2	1.364	2.973	0.622	3.80	1.63	1.79	0.360	
0.07514		1.58E-04		5.3	1.371	2.897	0.609	3.90	1.59	1.81	0.366	
0.07749	4.0009	9.55E-05	0.360	5.4	1.383	2.854	0.600	4.00	1.55	1.81	0.369	
0.07999	4.0011	1.71E-04	0.360	5.5	1.380	2.842	0.598	4.10	1.51	1.79	0.368	
0.08266	4.0013	9.78E-05	0.360	5.6	1.360	2.846	0.602	4.20	1.48	1.78	0.367	
0.08551	4.0015	5.77E-05	0.360	5.7	1.293	2.163	0.479	4.30	1.45	1.77	0.368	
0.08920		3.98E-05		5.8	1.209	2.873	0.632	4.40	1.41	1.76	0.370	
0.09460		4.59E-05		5.9	1.108	2.813	0.641	4.50	1.35	1.74	0.370	
0.09840		3.51E-05		6.0	1.30	2.34	0.517	4.60	1.30	1.69	0.364	
0.1	4.0063	3.70E-05	0.361	6.5	1.10	2.05	0.489	4.70	1.27	1.64	0.354	
0.2	4.0108		0.361	7.0	1.00	1.80	0.448	4.80	1.25	1.59	0.344	
0.3	4.0246		0.362	7.5		1.60		4.90	1.23	1.54	0.332	
0.4	4.0429		0.364	8.0	0.92	1.40	0.348	5.00	1.22	1.49	0.319	
0.5	(4.074)		0.367	8.5	0.92	1.20	0.282	5.20	1.21	1.40	0.295	
0.6	(4.104)	6.58E-07	0.370	9.0	0.92	1.14	0.262	5.40	1.21	1.33	0.275	
0.7	4.180	1.27E-04	0.377	9.5		1.00		5.60	1.21	1.27	0.256	
0.8	4.275	5.67E-03	0.385	10.0	0.93	0.86	0.167	5.80	1.21	1.20	0.236	
0.9	4.285	7.45E-02	0.386	20.0		0.237		6.00	1.22	1.14	0.218	
1.0	4.325	8.09E-02	0.390	22.0		0.179		6.20	1.24	1.09	0.203	
1.1	4.385	0.103	0.395	24.0		0.144		6.40	1.25	1.05	0.190	
1.2	4.420	0.123	0.398	26.0		0.110		6.60	1.27	1.01	0.177	
1.3	4.495	0.167	0.405	28.0		0.0747		6.80	1.30	0.97	0.167	
1.4	4.560	0.190	0.411	30.0		0.1020		7.00	1.34	0.95	0.162	
1.5	4.635	0.298	0.418	32.0		0.0999		7.20	1.36	0.95	0.161	
1.6	4.763	0.345	0.428	34.0		0.0856		7.40	1.38	0.96	0.164	
1.7	4.897	0.401	0.439	36.0		0.0740		7.60	1.38	0.98	0.169	
1.8	5.067	0.500	0.453	38.0		0.0651		7.80	1.35	0.99	0.171	
1.9	5.380	0.540	0.475	40.0		0.0604		8.00	1.31	0.96	0.165	
2.0	5.588	0.933	0.495					8.20	1.30	0.92	0.155	
2.1	5.748	1.634	0.523					8.40	1.30	0.89	0.147	
2.2	5.283	2.049	0.516	<i>Gold, electropolished, Au (110)⁹</i>	0.10	8.17	82.83	0.995	8.60	1.31	0.88	0.144
2.3	5.062	2.318	0.519	0.20	2.13	41.73	0.995	8.80	1.31	0.86	0.140	
2.4	4.610	2.455	0.508	0.30	0.99	27.82	0.995	9.00	1.30	0.83	0.133	
2.5	4.340	2.384	0.492	0.40	0.59	20.83	0.995	9.20	1.31	0.81	0.126	
2.6	4.180	2.309	0.480	0.50	0.39	16.61	0.994	9.40	1.33	0.78	0.122	
2.7	4.082	2.240	0.471	0.60	0.28	13.78	0.994	9.60	1.36	0.78	0.121	
2.8	4.035	2.181	0.464	0.70	0.22	11.75	0.994	9.80	1.37	0.79	0.124	
2.9	4.037	2.140	0.461	0.80	0.18	10.21	0.993	10.00	1.37	0.80	0.126	
3.0	4.082	2.145	0.463	0.90	0.15	9.01	0.993	10.20	1.36	0.80	0.127	
3.1	4.141	2.215	0.471	1.00	0.13	8.03	0.992	10.40	1.35	0.80	0.125	
3.2	4.157	2.340	0.482	1.20	0.10	6.54	0.991	10.60	1.34	0.79	0.123	
3.3	4.128	2.469	0.490	1.40	0.08	5.44	0.989	10.80	1.34	0.77	0.120	
3.4	4.070	2.579	0.497	1.60	0.08	4.56	0.986	11.00	1.34	0.76	0.116	
3.5	4.020	2.667	0.502	1.80	0.09	3.82	0.979	11.20	1.34	0.74	0.113	
3.6	3.985	2.759	0.509	2.00	0.13	3.16	0.953	11.40	1.35	0.73	0.111	
				2.10	0.18	2.84	0.925					

Energy (eV)	n	k	$R(\phi = 0)$	Energy (eV)	n	k	$R(\phi = 0)$	Energy (eV)	n	k	$R(\phi = 0)$
36.00	0.82	0.34	0.043	6.60	1.01	1.40	0.325	25.00	0.89	0.42	0.050
37.00	0.81	0.30	0.038	6.80	1.02	1.35	0.308	26.00	0.88	0.39	0.046
38.00	0.81	0.27	0.033	7.00	1.03	1.30	0.291	27.00	0.87	0.37	0.042
39.00	0.82	0.25	0.029	7.20	1.03	1.27	0.282	28.00	0.87	0.35	0.040
40.00	0.83	0.23	0.025	7.40	1.03	1.24	0.273	29.00	0.86	0.34	0.037
<i>Nickel</i> ¹⁷				7.60	1.02	1.22	0.265	30.00	0.86	0.32	0.034
0.10	9.54	45.82	0.983	7.80	1.01	1.18	0.256	35.00	0.86	0.24	0.022
0.15	5.45	30.56	0.978	8.00	1.01	1.15	0.248	40.00	0.87	0.18	0.014
0.20	4.12	22.48	0.969	8.20	1.00	1.13	0.242	45.00	0.88	0.13	0.008
0.25	4.25	17.68	0.950	8.40	0.99	1.11	0.235	50.00	0.92	0.10	0.004
0.30	4.19	15.05	0.934	8.60	0.98	1.08	0.228	60.00	0.96	0.08	0.002
0.35	4.03	13.05	0.918	8.80	0.97	1.05	0.220	65.00	0.98	0.09	0.002
0.40	3.84	11.43	0.900	9.00	0.97	1.01	0.211	68.00	0.96	0.12	0.004
0.50	4.03	9.64	0.864	9.20	0.96	0.99	0.203	70.00	0.94	0.11	0.004
0.60	3.84	8.35	0.835	9.40	0.95	0.96	0.194	75.00	0.94	0.09	0.003
0.70	3.59	7.48	0.813	9.60	0.95	0.93	0.185	80.00	0.94	0.07	0.002
0.80	3.38	6.82	0.794	9.80	0.95	0.89	0.175	90.00	0.94	0.06	0.002
0.90	3.18	6.23	0.774	10.00	0.95	0.87	0.166	<i>Niobium</i> ¹⁸			
1.00	3.06	5.74	0.753	10.20	0.95	0.83	0.155	0.12	15.99	53.20	0.979
1.10	2.97	5.38	0.734	10.40	0.95	0.80	0.145	0.20	7.25	34.14	0.976
1.20	2.85	5.10	0.721	10.60	0.97	0.76	0.129	0.24	5.47	28.88	0.975
1.30	2.74	4.85	0.708	10.80	0.99	0.75	0.123	0.28	4.26	24.95	0.974
1.40	2.65	4.63	0.695	11.00	1.01	0.73	0.115	0.35	3.11	20.03	0.970
1.50	2.53	4.47	0.688	11.25	1.04	0.72	0.111	0.45	2.28	15.58	0.964
1.60	2.43	4.31	0.679	11.50	1.05	0.71	0.109	0.55	1.83	12.67	0.956
1.70	2.28	4.18	0.677	11.75	1.07	0.71	0.108	0.65	1.57	10.59	0.947
1.80	2.14	4.01	0.670	12.00	1.07	0.71	0.108	0.75	1.41	9.00	0.935
1.90	2.02	3.82	0.659	12.25	1.07	0.71	0.107	0.85	1.35	7.74	0.918
2.00	1.92	3.65	0.649	12.50	1.08	0.71	0.106	0.95	1.35	6.70	0.893
2.10	1.85	3.48	0.634	12.75	1.08	0.71	0.106	1.05	1.44	5.86	0.857
2.20	1.80	3.33	0.620	13.00	1.08	0.71	0.105	1.15	1.55	5.18	0.814
2.30	1.75	3.19	0.605	13.25	1.08	0.71	0.105	1.25	1.65	4.63	0.768
2.40	1.71	3.06	0.590	13.50	1.07	0.70	0.105	1.35	1.76	4.13	0.715
2.50	1.67	2.93	0.575	13.75	1.07	0.70	0.105	1.45	1.95	3.68	0.650
2.60	1.65	2.81	0.557	14.00	1.07	0.71	0.106	1.55	2.15	3.37	0.595
2.70	1.64	2.71	0.542	14.25	1.06	0.70	0.106	1.65	2.36	3.13	0.552
2.80	1.63	2.61	0.525	14.50	1.05	0.70	0.106	1.75	2.54	2.99	0.527
2.90	1.62	2.52	0.509	14.75	1.04	0.70	0.107	1.85	2.69	2.89	0.510
3.00	1.61	2.44	0.495	15.00	1.03	0.70	0.107	1.95	2.82	2.86	0.505
3.10	1.61	2.36	0.480	15.25	1.02	0.69	0.106	2.05	2.89	2.87	0.505
3.20	1.61	2.30	0.467	15.50	1.01	0.69	0.105	2.15	2.92	2.87	0.505
3.30	1.61	2.23	0.454	15.75	1.00	0.68	0.104	2.25	2.93	2.87	0.505
3.40	1.62	2.17	0.441	16.00	0.99	0.67	0.103	2.35	2.92	2.88	0.506
3.50	1.63	2.11	0.428	16.50	0.98	0.66	0.101	2.45	2.89	2.90	0.509
3.60	1.64	2.07	0.416	17.00	0.96	0.64	0.098	2.55	2.83	2.92	0.512
3.70	1.66	2.02	0.405	17.50	0.94	0.63	0.096	2.65	2.74	2.90	0.511
3.80	1.69	1.99	0.397	18.00	0.92	0.61	0.092	2.75	2.66	2.86	0.507
3.90	1.72	1.98	0.393	18.50	0.91	0.58	0.087	2.85	2.58	2.80	0.500
4.00	1.73	1.98	0.392	19.00	0.90	0.56	0.082	3.00	2.51	2.68	0.485
4.20	1.74	2.01	0.396	19.50	0.90	0.54	0.077	3.10	2.48	2.60	0.475
4.40	1.71	2.06	0.409	20.00	0.89	0.51	0.071	3.20	2.45	2.53	0.465
4.60	1.63	2.09	0.421	20.50	0.89	0.49	0.066	3.30	2.44	2.45	0.453
4.80	1.53	2.11	0.435	21.00	0.90	0.47	0.061	3.40	2.46	2.38	0.442
5.00	1.40	2.10	0.449	21.50	0.91	0.46	0.057	3.50	2.48	2.33	0.435
5.20	1.27	2.04	0.454	22.00	0.91	0.45	0.055	3.60	2.52	2.29	0.428
5.40	1.16	1.94	0.449	22.50	0.91	0.44	0.053	3.70	2.56	2.27	0.426
5.60	1.09	1.83	0.435	23.00	0.92	0.44	0.051	3.80	2.59	2.28	0.427
5.80	1.04	1.73	0.417	23.50	0.91	0.44	0.052	3.90	2.62	2.29	0.429
6.20	1.00	1.54	0.371	24.00	0.90	0.43	0.051	4.00	2.64	2.33	0.434
6.40	1.01	1.46	0.345	24.50	0.90	0.43	0.051	4.20	2.64	2.42	0.447

Energy (eV)	<i>n</i>	<i>k</i>	<i>R</i> ($\phi = 0$)	Energy (eV)	<i>n</i>	<i>k</i>	<i>R</i> ($\phi = 0$)	Energy (eV)	<i>n</i>	<i>k</i>	<i>R</i> ($\phi = 0$)
4.40	2.53	2.56	0.467	20.60	0.71	0.55	0.119	2.20	4.58	1.62	0.457
4.60	2.39	2.56	0.470	21.00	0.72	0.50	0.100	2.30	4.84	1.76	0.479
4.80	2.32	2.52	0.465	21.60	0.75	0.43	0.075	2.40	5.10	2.01	0.506
5.00	2.26	2.57	0.475	22.00	0.78	0.40	0.063	2.50	5.28	2.38	0.532
5.20	2.16	2.62	0.487	22.60	0.82	0.35	0.045	2.60	5.36	2.82	0.557
5.40	2.00	2.68	0.505	23.00	0.85	0.33	0.038	2.70	5.30	3.29	0.580
5.60	1.81	2.67	0.518	23.60	0.88	0.30	0.029	2.80	5.07	3.78	0.603
5.80	1.63	2.60	0.522	24.00	0.91	0.29	0.025	2.90	4.65	4.18	0.624
6.00	1.49	2.49	0.520	24.60	0.94	0.28	0.022	3.00	4.05	4.40	0.639
6.20	1.38	2.38	0.512	25.00	0.96	0.27	0.020	3.20	3.29	3.96	0.614
6.40	1.31	2.25	0.496	25.60	0.99	0.26	0.018	3.40	2.93	3.79	0.607
6.60	1.26	2.14	0.480	26.00	1.00	0.26	0.017	3.60	2.75	3.45	0.577
6.80	1.24	2.04	0.460	26.60	1.03	0.25	0.016	3.80	2.73	3.32	0.562
7.00	1.23	1.96	0.441	27.00	1.04	0.25	0.015	4.00	2.71	3.34	0.565
7.20	1.22	1.91	0.430	27.60	1.06	0.25	0.015	4.20	2.53	3.44	0.584
7.40	1.20	1.88	0.427	28.00	1.08	0.24	0.015	4.40	2.24	3.44	0.599
7.60	1.14	1.85	0.430	28.60	1.11	0.24	0.016	4.60	2.01	3.31	0.598
7.80	1.07	1.78	0.428	29.00	1.13	0.25	0.017	4.80	1.88	3.19	0.592
8.00	1.02	1.69	0.412	29.60	1.16	0.26	0.020	5.00	1.74	3.12	0.596
8.20	1.00	1.60	0.390	30.00	1.18	0.28	0.023	5.20	1.58	3.00	0.597
8.40	0.99	1.51	0.365	31.00	1.18	0.31	0.026	5.40	1.46	2.88	0.593
8.60	0.99	1.43	0.340	32.00	1.20	0.34	0.031	5.60	1.36	2.77	0.589
8.70	0.99	1.39	0.328	33.00	1.21	0.38	0.038	5.80	1.27	2.65	0.582
8.80	1.00	1.36	0.315	34.00	1.20	0.42	0.044	6.00	1.20	2.54	0.575
9.00	1.01	1.29	0.290	35.20	1.17	0.47	0.051	6.20	1.13	2.44	0.571
9.20	1.04	1.22	0.265	36.00	1.15	0.50	0.056	6.40	1.06	2.33	0.562
9.40	1.07	1.18	0.245	37.50	1.07	0.53	0.064	6.60	1.01	2.21	0.548
9.60	1.10	1.13	0.227	39.50	0.95	0.50	0.063	6.80	0.97	2.11	0.532
9.80	1.13	1.09	0.209	40.50	0.92	0.47	0.059	7.00	0.95	2.00	0.514
10.00	1.18	1.05	0.194					7.20	0.92	1.91	0.497
10.20	1.23	1.04	0.187	<i>Osmium (Polycrystalline)⁹</i>				7.40	0.91	1.81	0.476
10.40	1.27	1.04	0.185	0.10	4.08	50.23	0.994	7.60	0.90	1.72	0.451
10.60	1.30	1.06	0.190	0.15	2.90	33.60	0.990	7.80	0.90	1.63	0.426
10.80	1.32	1.08	0.195	0.20	2.44	25.11	0.985	8.00	0.91	1.55	0.400
11.00	1.32	1.10	0.200	0.25	2.35	19.99	0.977	8.20	0.91	1.48	0.375
11.20	1.31	1.12	0.204	0.30	2.23	16.54	0.969	8.40	0.94	1.40	0.344
11.40	1.30	1.13	0.207	0.35	2.33	14.06	0.955	8.60	0.96	1.34	0.319
11.60	1.28	1.13	0.209	0.40	2.45	12.32	0.940	8.80	0.98	1.29	0.296
11.80	1.27	1.13	0.210	0.45	2.43	11.02	0.927	9.00	1.01	1.24	0.274
12.00	1.25	1.12	0.209	0.50	2.41	9.97	0.913	9.20	1.04	1.19	0.255
12.40	1.24	1.10	0.204	0.55	2.33	9.12	0.901	9.40	1.08	1.16	0.238
12.80	1.24	1.09	0.200	0.60	2.21	8.37	0.890	9.60	1.10	1.14	0.229
13.20	1.24	1.09	0.201	0.65	2.11	7.68	0.877	9.80	1.13	1.11	0.217
13.60	1.23	1.12	0.208	0.70	2.02	7.04	0.862	10.00	1.16	1.10	0.209
14.00	1.20	1.13	0.216	0.75	2.00	6.46	0.842	10.20	1.19	1.08	0.203
14.40	1.16	1.15	0.225	0.80	2.00	5.95	0.820	10.30	1.20	1.08	0.201
14.80	1.11	1.16	0.234	0.85	2.01	5.51	0.796	10.40	1.22	1.08	0.200
15.00	1.08	1.16	0.238	0.90	2.03	5.10	0.769	10.50	1.23	1.09	0.201
15.60	0.99	1.14	0.247	0.95	2.05	4.74	0.742	10.60	1.24	1.10	0.203
16.00	0.92	1.11	0.250	1.00	2.09	4.41	0.712	10.80	1.25	1.11	0.206
16.60	0.85	1.04	0.245	1.10	2.15	3.84	0.651	11.00	1.24	1.13	0.213
17.00	0.80	0.99	0.240	1.20	2.16	3.35	0.592	11.20	1.23	1.14	0.217
17.20	0.79	0.96	0.236	1.30	2.25	2.77	0.506	11.40	1.19	1.15	0.223
17.40	0.77	0.93	0.230	1.40	2.49	2.23	0.419	11.60	1.17	1.12	0.216
17.80	0.75	0.87	0.217	1.50	2.84	1.80	0.369	11.80	1.16	1.10	0.211
18.00	0.74	0.85	0.209	1.60	3.36	1.62	0.379	12.00	1.15	1.08	0.205
18.60	0.73	0.77	0.185	1.70	3.70	1.75	0.411	12.40	1.14	1.03	0.191
19.00	0.72	0.72	0.170	1.80	3.78	1.83	0.423	12.80	1.15	1.01	0.183
19.60	0.72	0.66	0.150	1.90	3.81	1.75	0.418	13.20	1.16	0.98	0.174
20.00	0.72	0.62	0.137	2.00	3.98	1.60	0.418	13.60	1.17	0.97	0.170
				2.10	4.26	1.54	0.432				

Energy (eV)	n	k	$R(\phi = 0)$	Energy (eV)	n	k	$R(\phi = 0)$	Energy (eV)	n	k	$R(\phi = 0)$
1.70	2.63	4.64	0.697	12.80	1.29	0.94	0.158	4.00	0.34	0.08	0.245
1.80	2.51	4.43	0.686	13.20	1.31	0.93	0.155	4.065	0.38	0.07	0.204
1.90	2.38	4.26	0.678	13.60	1.31	0.93	0.155	4.133	0.41	0.07	0.177
2.00	2.30	4.07	0.664	14.00	1.31	0.93	0.155	4.203	0.45	0.06	0.145
2.10	2.23	3.92	0.654	14.40	1.30	0.93	0.156	4.275	0.48	0.06	0.125
2.20	2.17	3.77	0.642	14.80	1.27	0.93	0.157	4.350	0.52	0.05	0.101
2.30	2.10	3.67	0.636	15.20	1.27	0.93	0.155	4.428	0.55	0.05	0.085
2.40	2.03	3.54	0.626	15.60	1.25	0.92	0.151	4.509	0.58	0.05	0.072
2.50	1.96	3.42	0.616	16.00	1.24	0.89	0.146	4.592	0.61	0.05	0.060
2.60	1.91	3.30	0.605	16.50	1.24	0.87	0.142	4.679	0.64	0.04	0.049
2.70	1.87	3.20	0.595	17.00	1.25	0.86	0.138	4.769	0.66	0.04	0.043
2.80	1.83	3.10	0.585	17.50	1.27	0.85	0.135	4.862	0.68	0.04	0.037
2.90	1.79	3.01	0.575	18.00	1.31	0.88	0.142	4.959	0.70	0.04	0.032
3.00	1.75	2.92	0.565	18.50	1.30	0.94	0.157	5.061	0.72	0.04	0.027
3.20	1.68	2.76	0.546	19.00	1.28	0.99	0.171	5.166	0.74	0.04	0.023
3.40	1.63	2.62	0.527	19.50	1.23	1.03	0.184	5.276	0.76	0.04	0.019
3.60	1.58	2.48	0.507	20.00	1.18	1.06	0.197	5.391	0.78	0.04	0.016
3.80	1.53	2.37	0.491	20.50	1.11	1.09	0.212	5.510	0.79	0.05	0.015
4.00	1.49	2.25	0.472	21.00	1.03	1.10	0.226	5.637	0.81	0.05	0.012
4.20	1.45	2.14	0.452	21.50	0.94	1.08	0.238	5.767	0.83	0.05	0.009
4.40	1.43	2.04	0.432	22.00	0.87	1.04	0.240	6.048	0.85	0.05	0.007
4.60	1.39	1.95	0.415	22.50	0.81	0.98	0.235	6.199	0.87	0.05	0.006
4.80	1.38	1.85	0.392	23.00	0.77	0.92	0.226	6.358	0.88	0.05	0.005
5.00	1.36	1.76	0.372	23.50	0.75	0.87	0.213	6.526	0.90	0.06	0.004
5.20	1.36	1.67	0.350	24.00	0.74	0.82	0.201	6.702	0.91	0.06	0.003
5.40	1.36	1.61	0.332	24.50	0.73	0.77	0.187	6.888	0.92	0.06	0.003
5.60	1.36	1.54	0.315	25.00	0.73	0.73	0.174	7.085	0.92	0.06	0.003
5.80	1.36	1.47	0.295	25.50	0.73	0.70	0.162	7.293	0.93	0.06	0.002
6.00	1.38	1.40	0.276	26.00	0.74	0.67	0.150	7.514	0.93	0.06	0.002
6.20	1.39	1.35	0.261	26.50	0.74	0.65	0.142	7.749	0.94	0.06	0.002
6.40	1.42	1.29	0.246	27.00	0.74	0.63	0.136	7.999	0.94	0.06	0.002
6.60	1.45	1.26	0.236	27.50	0.74	0.62	0.130	8.260	0.94	0.06	0.002
6.80	1.48	1.24	0.231	28.00	0.75	0.60	0.125	8.551	0.94	0.06	0.002
7.00	1.50	1.24	0.230	28.50	0.75	0.59	0.121	8.856	0.94	0.05	0.002
7.20	1.50	1.25	0.231	29.00	0.75	0.58	0.118	9.184	0.94	0.05	0.002
7.40	1.49	1.23	0.228	29.50	0.74	0.58	0.120	9.537	0.94	0.04	0.001
7.60	1.48	1.22	0.225	30.00	0.73	0.58	0.124	9.919	0.94	0.04	0.001
7.80	1.48	1.20	0.221					10.33	0.94	0.03	0.001
8.00	1.47	1.18	0.216	<i>Potassium</i> ²¹				11.0		0.03	
8.20	1.47	1.17	0.212	0.55	0.139	7.10	0.989	12.0		0.028	
8.40	1.47	1.15	0.209	0.58	0.119	6.72	0.990				
8.60	1.47	1.14	0.205	0.63	0.106	6.32	0.990	<i>Rhenium, single crystal, $\bar{E} \parallel c^p$</i>			
8.80	1.47	1.13	0.202	0.67	0.091	5.79	0.990	0.10	6.06	51.03	0.991
9.00	1.48	1.12	0.200	0.73	0.079	5.30	0.989	0.15	4.66	33.96	0.984
9.20	1.49	1.11	0.198	0.81	0.066	4.75	0.989	0.20	4.16	25.36	0.975
9.40	1.49	1.12	0.200	0.92	0.056	4.19	0.988	0.25	4.03	20.10	0.962
9.60	1.49	1.13	0.203	1.05	0.044	3.58	0.987	0.30	4.37	16.69	0.943
9.80	1.48	1.15	0.207	1.23	0.040	3.04	0.985	0.35	4.50	14.53	0.925
10.00	1.46	1.15	0.209	1.44	0.040	2.56	0.979	0.40	4.53	12.96	0.909
10.20	1.43	1.16	0.211	1.65	0.044	2.19	0.970	0.45	4.53	11.78	0.893
10.40	1.40	1.15	0.210	1.87	0.050	1.84	0.955	0.50	4.53	10.88	0.878
10.60	1.37	1.14	0.207	2.07	0.053	1.62	0.943	0.55	4.50	10.26	0.867
10.80	1.35	1.12	0.203	2.27	0.049	1.43	0.938	0.60	4.29	9.75	0.861
11.00	1.33	1.10	0.199	2.45	0.046	1.28	0.933	0.65	4.07	9.35	0.856
11.20	1.31	1.08	0.194	2.64	0.043	1.14	0.928	0.70	3.80	8.94	0.853
11.40	1.30	1.06	0.188	2.82	0.043	1.02	0.919	0.75	3.48	8.55	0.850
11.60	1.29	1.04	0.183	2.95	0.041	0.898	0.913	0.80	3.21	8.10	0.846
11.80	1.29	1.01	0.177	3.06	0.041	0.799	0.905	0.85	2.96	7.68	0.841
12.00	1.29	1.00	0.173	3.40	0.052	0.549	0.852	0.90	2.73	7.24	0.835
12.40	1.29	0.97	0.165	3.71	0.089	0.288	0.719	0.95	2.56	6.79	0.826
				3.97	0.287	0.091	0.310	1.00	2.45	6.36	0.813

Energy (eV)	<i>n</i>	<i>k</i>	<i>R</i> ($\phi = 0$)	Energy (eV)	<i>n</i>	<i>k</i>	<i>R</i> ($\phi = 0$)	Energy (eV)	<i>n</i>	<i>k</i>	<i>R</i> ($\phi = 0$)
1.10	2.38	5.61	0.778	11.40	1.28	1.28	0.252	50.00	0.80	0.30	0.038
1.20	2.35	5.02	0.742	11.60	1.26	1.28	0.252	52.00	0.78	0.30	0.044
1.30	2.39	4.54	0.702	11.80	1.24	1.26	0.249	54.00	0.72	0.30	0.055
1.40	2.44	4.13	0.662	12.00	1.23	1.24	0.244	56.00	0.66	0.24	0.061
1.50	2.50	3.79	0.624	12.40	1.22	1.21	0.237	58.00	0.65	0.16	0.055
1.60	2.59	3.49	0.587	12.80	1.21	1.18	0.230	<i>Rhenium, single crystal, $\bar{E} \perp \bar{c}^0$</i>			
1.70	2.70	3.27	0.557	13.20	1.22	1.16	0.222	0.10	4.25	42.83	0.991
1.80	2.82	3.10	0.535	13.60	1.22	1.13	0.215	0.15	3.28	28.08	0.984
1.90	2.90	3.00	0.520	14.00	1.24	1.12	0.209	0.20	3.28	20.66	0.971
2.00	2.97	2.91	0.510	14.40	1.27	1.11	0.204	0.25	3.47	16.27	0.951
2.10	3.03	2.86	0.504	14.80	1.29	1.15	0.213	0.30	3.73	13.44	0.926
2.20	3.06	2.84	0.501	15.20	1.29	1.19	0.225	0.35	3.93	11.54	0.900
2.30	3.07	2.82	0.499	15.60	1.26	1.22	0.236	0.40	3.99	10.15	0.875
2.40	3.06	2.81	0.498	16.00	1.23	1.25	0.248	0.45	4.17	9.03	0.846
2.50	3.02	2.80	0.497	16.40	1.19	1.27	0.259	0.50	4.34	8.26	0.821
2.60	2.96	2.77	0.493	16.80	1.14	1.29	0.269	0.55	4.45	7.73	0.801
2.70	2.89	2.68	0.482	17.00	1.12	1.30	0.275	0.60	4.53	7.40	0.788
2.80	2.89	2.57	0.468	17.40	1.07	1.30	0.286	0.65	4.44	7.26	0.784
2.90	2.99	2.47	0.457	18.00	0.99	1.30	0.300	0.70	4.13	7.09	0.784
3.00	3.11	2.57	0.470	18.40	0.93	1.29	0.311	0.75	3.77	6.75	0.779
3.20	2.90	2.68	0.482	18.80	0.87	1.28	0.321	0.80	3.55	6.32	0.766
3.40	2.83	2.50	0.459	19.20	0.81	1.25	0.330	0.85	3.39	5.95	0.752
3.60	2.93	2.48	0.457	19.60	0.77	1.21	0.332	0.90	3.26	5.61	0.737
3.80	2.86	2.56	0.467	20.00	0.73	1.18	0.333	0.95	3.17	5.27	0.719
4.00	2.81	2.51	0.460	20.40	0.70	1.14	0.332	1.00	3.09	4.96	0.701
4.20	2.86	2.55	0.466	20.80	0.67	1.11	0.332	1.10	3.05	4.39	0.658
4.40	2.81	2.74	0.489	21.20	0.64	1.08	0.334	1.20	3.08	3.89	0.613
4.60	2.56	2.83	0.504	21.60	0.61	1.04	0.335	1.30	3.20	3.56	0.578
4.80	2.41	2.71	0.493	22.00	0.58	1.01	0.340	1.40	3.23	3.38	0.559
5.00	2.39	2.68	0.488	22.40	0.55	0.97	0.341	1.50	3.23	3.12	0.532
5.20	2.34	2.75	0.500	22.80	0.53	0.93	0.338	1.60	3.29	2.88	0.507
5.40	2.20	2.81	0.515	23.20	0.51	0.89	0.334	1.70	3.38	2.72	0.491
5.60	2.02	2.84	0.530	23.60	0.50	0.85	0.329	1.80	3.47	2.59	0.480
5.80	1.83	2.80	0.538	24.00	0.48	0.80	0.319	1.90	3.54	2.50	0.473
6.00	1.65	2.71	0.541	24.40	0.48	0.76	0.207	2.00	3.63	2.43	0.469
6.20	1.54	2.59	0.532	24.80	0.47	0.72	0.296	2.10	3.74	2.40	0.470
6.40	1.45	2.50	0.526	25.20	0.47	0.68	0.282	2.20	3.83	2.38	0.472
6.80	1.32	2.31	0.508	25.60	0.47	0.65	0.270	2.30	3.93	2.44	0.481
7.00	1.26	2.23	0.500	26.00	0.47	0.61	0.255	2.40	4.00	2.55	0.492
7.20	1.20	2.15	0.493	26.40	0.48	0.57	0.240	2.50	4.01	2.70	0.505
7.40	1.16	2.06	0.480	26.80	0.48	0.54	0.225	2.60	3.90	2.84	0.514
7.60	1.12	1.99	0.470	27.20	0.49	0.51	0.208	2.70	3.74	2.92	0.517
7.80	1.08	1.89	0.454	27.60	0.50	0.48	0.193	2.80	3.57	2.88	0.511
8.00	1.05	1.80	0.435	28.00	0.51	0.45	0.176	2.90	3.49	2.75	0.497
8.20	1.05	1.71	0.411	29.00	0.54	0.39	0.145	3.00	3.53	2.71	0.493
8.40	1.05	1.62	0.386	30.00	0.57	0.33	0.114	3.20	3.55	2.84	0.506
8.60	1.06	1.55	0.360	31.00	0.62	0.29	0.086	3.40	3.34	2.88	0.508
8.80	1.09	1.48	0.336	32.00	0.66	0.26	0.065	3.60	3.25	2.83	0.501
9.00	1.11	1.43	0.317	33.00	0.68	0.24	0.054	3.80	3.24	2.84	0.502
9.20	1.13	1.39	0.301	34.00	0.72	0.21	0.041	4.00	3.19	2.94	0.513
9.40	1.16	1.34	0.281	35.00	0.76	0.20	0.031	4.20	3.05	3.06	0.526
9.60	1.18	1.32	0.274	36.00	0.79	0.20	0.025	4.40	2.88	3.15	0.539
9.80	1.20	1.29	0.264	37.00	0.82	0.19	0.021	4.60	2.67	3.18	0.548
10.00	1.23	1.26	0.252	38.00	0.85	0.20	0.018	4.80	2.44	3.17	0.554
10.20	1.25	1.25	0.246	39.00	0.89	0.21	0.016	5.00	2.25	3.12	0.556
10.40	1.28	1.25	0.242	40.00	0.88	0.26	0.022	5.20	2.10	3.04	0.555
10.60	1.29	1.25	0.242	42.00	0.88	0.26	0.022	5.40	1.96	2.96	0.553
10.80	1.30	1.26	0.244	44.00	0.89	0.29	0.026	5.60	1.84	2.88	0.551
11.00	1.30	1.27	0.247	46.00	0.85	0.32	0.035	5.80	1.73	2.81	0.549
11.20	1.29	1.28	0.249	48.00	0.82	0.30	0.036	6.00	1.61	2.74	0.549

Energy (eV)	<i>n</i>	<i>k</i>	<i>R</i> ($\phi = 0$)	Energy (eV)	<i>n</i>	<i>k</i>	<i>R</i> ($\phi = 0$)	Energy (eV)	<i>n</i>	<i>k</i>	<i>R</i> ($\phi = 0$)
6.20	1.51	2.64	0.545	24.80	0.48	0.75	0.303	3.10	1.41	4.20	0.760
6.40	1.42	2.56	0.541	25.20	0.47	0.72	0.295	3.20	1.30	4.09	0.764
6.80	1.28	2.37	0.526	25.60	0.47	0.68	0.286	3.30	1.20	3.97	0.767
7.00	1.22	2.28	0.517	26.00	0.46	0.64	0.276	3.40	1.11	3.84	0.769
7.20	1.16	2.19	0.508	26.40	0.46	0.61	0.263	3.50	1.04	3.71	0.768
7.40	1.12	2.08	0.493	26.80	0.46	0.57	0.249	3.60	0.99	3.58	0.764
7.60	1.12	1.98	0.468	27.20	0.47	0.53	0.231	3.70	0.95	3.45	0.759
7.80	1.08	1.93	0.463	27.60	0.48	0.50	0.216	3.80	0.91	3.34	0.753
8.00	1.05	1.83	0.443	28.00	0.49	0.47	0.198	3.90	0.88	3.23	0.747
8.20	1.05	1.74	0.418	29.00	0.51	0.41	0.164	4.00	0.86	3.12	0.739
8.40	1.05	1.66	0.397	30.00	0.55	0.34	0.129	4.20	0.83	2.94	0.722
8.60	1.06	1.58	0.372	31.00	0.59	0.29	0.097	4.40	0.80	2.76	0.706
8.80	1.07	1.52	0.351	32.00	0.64	0.26	0.072	4.60	0.78	2.60	0.684
9.00	1.09	1.46	0.327	33.00	0.67	0.24	0.060	4.80	0.79	2.46	0.659
9.20	1.11	1.41	0.309	34.00	0.70	0.22	0.047	5.00	0.79	2.34	0.635
9.40	1.14	1.36	0.290	35.00	0.74	0.20	0.036	5.20	0.79	2.23	0.613
9.60	1.17	1.31	0.273	36.00	0.77	0.19	0.029	5.40	0.80	2.14	0.591
9.80	1.20	1.27	0.258	37.00	0.80	0.19	0.023	5.60	0.80	2.06	0.573
10.00	1.24	1.24	0.244	38.00	0.84	0.19	0.018	5.80	0.79	2.00	0.561
10.20	1.29	1.22	0.234	39.00	0.88	0.21	0.016	6.00	0.76	1.93	0.556
10.40	1.33	1.23	0.233	40.00	0.87	0.25	0.023	6.20	0.73	1.85	0.544
10.60	1.36	1.25	0.238	42.00	0.87	0.25	0.023	6.40	0.70	1.77	0.534
10.80	1.38	1.28	0.245	44.00	0.88	0.28	0.026	6.60	0.68	1.69	0.518
11.00	1.37	1.31	0.253	46.00	0.84	0.31	0.035	6.80	0.67	1.60	0.498
11.20	1.36	1.33	0.259	48.00	0.82	0.30	0.036	7.00	0.66	1.52	0.476
11.40	1.33	1.34	0.264	50.00	0.80	0.30	0.039	7.20	0.66	1.43	0.452
11.60	1.31	1.34	0.266	52.00	0.77	0.30	0.044	7.40	0.66	1.35	0.423
11.80	1.28	1.33	0.266	54.00	0.71	0.29	0.055	7.60	0.67	1.27	0.394
12.00	1.26	1.32	0.264	56.00	0.66	0.23	0.061	7.80	0.68	1.20	0.363
12.40	1.23	1.29	0.257	58.00	0.64	0.16	0.055	8.00	0.69	1.12	0.329
12.80	1.22	1.26	0.251					8.20	0.71	1.04	0.288
13.20	1.20	1.23	0.245	<i>Rhodium^{II}</i>				8.40	0.74	0.97	0.252
13.60	1.19	1.20	0.236	0.10	18.48	69.43	0.986	8.60	0.78	0.89	0.212
14.00	1.20	1.16	0.225	0.20	8.66	37.46	0.977	8.80	0.83	0.83	0.179
14.40	1.22	1.13	0.214	0.30	5.85	25.94	0.967	9.00	0.88	0.77	0.148
14.80	1.27	1.12	0.207	0.40	4.74	19.80	0.955	9.20	0.95	0.73	0.125
15.20	1.31	1.17	0.218	0.50	4.20	16.07	0.941	9.40	1.01	0.71	0.110
15.60	1.31	1.23	0.234	0.60	3.87	13.51	0.925	9.60	1.07	0.69	0.102
16.00	1.28	1.28	0.251	0.70	3.67	11.72	0.908	9.80	1.12	0.69	0.098
16.40	1.24	1.33	0.270	0.80	3.63	10.34	0.887	10.00	1.17	0.69	0.098
16.80	1.17	1.37	0.288	0.90	3.62	9.36	0.867	10.60	1.26	0.73	0.106
17.00	1.14	1.38	0.297	1.00	3.71	8.67	0.848	11.00	1.29	0.76	0.113
17.40	1.06	1.39	0.314	1.10	3.67	8.26	0.837	11.60	1.32	0.80	0.124
18.00	0.95	1.38	0.334	1.20	3.51	7.94	0.832	12.00	1.32	0.82	0.127
18.40	0.88	1.36	0.346	1.30	3.26	7.63	0.829	12.60	1.32	0.82	0.129
18.80	0.82	1.33	0.355	1.40	3.01	7.31	0.827	13.00	1.32	0.83	0.131
19.20	0.76	1.29	0.360	1.50	2.78	6.97	0.823	13.60	1.32	0.85	0.134
19.60	0.72	1.25	0.363	1.60	2.60	6.64	0.818	14.00	1.32	0.86	0.138
20.00	0.67	1.21	0.369	1.70	2.42	6.33	0.813	14.60	1.30	0.89	0.144
20.40	0.64	1.15	0.364	1.80	2.30	6.02	0.805	15.00	1.28	0.90	0.147
20.80	0.61	1.10	0.357	1.90	2.20	5.76	0.798	15.60	1.25	0.90	0.147
21.20	0.60	1.06	0.349	2.00	2.12	5.51	0.789	16.00	1.24	0.89	0.147
21.60	0.58	1.02	0.342	2.10	2.05	5.30	0.780	16.50	1.23	0.88	0.145
22.00	0.57	0.98	0.336	2.20	2.00	5.11	0.772	17.00	1.22	0.88	0.144
22.40	0.56	0.95	0.328	2.30	1.94	4.94	0.765	17.50	1.22	0.87	0.143
22.80	0.55	0.92	0.325	2.40	1.90	4.78	0.756	18.00	1.23	0.88	0.145
23.20	0.53	0.89	0.322	2.50	1.88	4.65	0.748	18.50	1.25	0.92	0.155
23.60	0.52	0.85	0.317	2.60	1.85	4.55	0.743	19.00	1.24	0.98	0.172
24.00	0.50	0.82	0.314	2.70	1.80	4.49	0.742	19.50	1.18	1.05	0.193
24.40	0.49	0.79	0.309	2.90	1.63	4.36	0.748	20.00	1.10	1.09	0.213
				3.00	1.53	4.29	0.753				

Energy (eV)	n	k	$R(\phi = 0)$	Energy (eV)	n	k	$R(\phi = 0)$	Energy (eV)	n	k	$R(\phi = 0)$
3.20	2.18	4.55	0.717	17.00	1.28	0.94	0.158	0.4959	3.442	1.41E-04	0.302
3.30	2.00	4.43	0.721	17.50	1.25	1.00	0.175	0.6199	3.462	1.12E-04	0.304
3.40	1.84	4.30	0.723	18.00	1.19	1.04	0.190	0.7439	3.486	9.42E-05	0.307
3.50	1.71	4.16	0.723	18.50	1.12	1.05	0.200	0.8679	3.516	8.07E-05	0.310
3.60	1.60	4.03	0.722	19.00	1.07	1.05	0.205	0.9919	3.551	7.11E-05	0.314
3.70	1.50	3.90	0.721	19.50	1.02	1.04	0.212	1.116	3.592	6.37E-05	0.319
3.80	1.41	3.77	0.718	20.00	0.97	1.04	0.219	1.240	3.640	5.81E-05	0.324
3.90	1.35	3.64	0.713	20.50	0.91	1.03	0.228	1.50		1.33E-04	
4.00	1.29	3.53	0.707	21.00	0.85	1.01	0.234	1.60		1.59E-04	
4.20	1.21	3.31	0.694	21.50	0.80	0.97	0.234	1.70		6.27E-04	
4.40	1.16	3.13	0.679	22.00	0.77	0.94	0.233	1.80	4.46	2.20E-02	0.402
4.60	1.13	2.97	0.662	23.00	0.71	0.87	0.229	2.0	4.79	0.76	0.438
4.80	1.09	2.86	0.652	24.00	0.67	0.79	0.218	2.2	4.49	1.19	0.431
5.00	1.03	2.75	0.648	25.00	0.64	0.73	0.205	2.4	4.28	1.21	0.417
5.20	0.97	2.64	0.643	26.00	0.61	0.66	0.194	2.6	4.40	1.32	0.430
5.40	0.91	2.52	0.635	27.00	0.60	0.59	0.177	2.8	4.59	1.70	0.462
5.60	0.88	2.40	0.622	28.00	0.60	0.53	0.155	3.0	4.44	2.29	0.490
5.80	0.86	2.29	0.605	29.00	0.61	0.48	0.134	3.2	3.92	2.59	0.493
6.00	0.84	2.20	0.591	30.00	0.62	0.45	0.123	3.4	3.69	2.76	0.502
6.20	0.82	2.11	0.576	31.00	0.61	0.40	0.114	3.6	3.39	3.01	0.521
6.40	0.81	2.04	0.564	32.00	0.63	0.34	0.093	3.8	(3.00)		
6.60	0.78	1.97	0.556	33.00	0.65	0.31	0.077	4.0	(2.65)		
6.80	0.76	1.89	0.545	34.00	0.67	0.28	0.065	4.2	(2.30)		
7.00	0.73	1.82	0.538	35.00	0.70	0.26	0.054	4.5	1.92	2.78	0.528
7.20	0.70	1.75	0.527	36.00	0.72	0.25	0.047	5.0	1.50	2.31	0.482
7.40	0.68	1.67	0.513	37.00	0.73	0.23	0.041	6.0	1.57	1.49	0.288
7.60	0.67	1.59	0.496	38.00	0.75	0.22	0.035	7.0	1.84	1.45	0.276
7.80	0.66	1.51	0.476	39.00	0.77	0.22	0.031	8.0	1.35	1.68	0.353
8.00	0.66	1.44	0.454	40.00	0.79	0.22	0.028	9.0	1.35	1.64	0.342
8.20	0.65	1.36	0.430					10.0	0.92	1.07	0.238
8.40	0.66	1.29	0.403					12.0	1.00	1.10	0.232
8.60	0.66	1.22	0.378	<i>Selenium, single crystal, $\vec{E} \parallel \hat{c}^{22}$</i>				14.0	0.81	0.91	0.211
8.80	0.68	1.15	0.346	0.01364	2.914	0.248	0.242	16.0	0.65	0.61	0.160
9.00	0.69	1.09	0.317	0.01488	3.175	9.95E-02	0.272	18.0	0.65	0.48	0.120
9.20	0.70	1.02	0.286	0.01612	3.263	2.13E-03	0.282	20.0	0.69	0.36	0.076
9.40	0.73	0.95	0.251	0.01736	3.306	3.81E-02	0.287	22.0	0.81	0.25	0.030
9.60	0.77	0.89	0.216	0.01860	3.330	7.04E-03	0.290	24.0	0.91	0.18	0.011
9.80	0.82	0.84	0.185	0.01984	3.346	4.23E-02	0.291	26.0	0.86	0.15	0.012
10.00	0.86	0.81	0.163	0.02108	3.358	3.40E-03	0.293	28.0	0.85	0.13	0.011
10.20	0.90	0.77	0.143	0.02232	3.366	5.31E-02	0.294	30.0	0.87	0.11	0.008
10.40	0.94	0.74	0.127	0.02356	3.372	1.96E-03	0.294				
10.60	0.99	0.72	0.115	0.02480	3.377	2.39E-02	0.295				
10.80	1.04	0.71	0.108	0.02604	3.380		0.295	<i>Selenium, single crystal, $\vec{E} \perp \hat{c}^{22}$</i>			
11.00	1.08	0.70	0.104	0.02728		1.16E-02		0.01364	2.854	0.0239	0.231
11.20	1.11	0.70	0.102	0.02728		1.16E-02		0.01488	2.932	0.0325	0.241
11.40	1.14	0.70	0.101	0.02976		7.96E-03		0.01612	3.140	0.1750	0.269
11.60	1.17	0.71	0.102	0.03224		8.57E-03		0.01736	2.959	1.3300	0.321
11.80	1.20	0.72	0.104	0.03472		2.70E-02		0.01860	2.111	0.2550	0.133
12.00	1.22	0.73	0.107	0.03720	3.397	1.72E-02	0.297	0.01984	2.356	0.0746	0.164
12.40	1.25	0.76	0.113	0.04463		1.13E-02		0.02108	2.462	0.0276	0.178
12.80	1.26	0.78	0.118	0.04959	3.403	2.79E-03	0.298	0.02232	2.502	0.0442	0.184
13.20	1.27	0.81	0.124	0.05703		1.56E-03		0.02356	2.543	0.0097	0.190
13.60	1.27	0.83	0.129	0.06199	3.405	1.35E-03	0.298	0.02480	2.550	0.0239	0.191
14.00	1.26	0.84	0.132	0.06819		5.79E-04		0.02604	2.582		0.195
14.40	1.25	0.84	0.132	0.07439	3.407	4.44E-04	0.298	0.02728	2.600	0.0101	0.198
14.80	1.25	0.84	0.133	0.08059		4.41E-04		0.02976	2.576	9.95E-03	0.194
15.00	1.25	0.84	0.133	0.08679	3.408	4.32E-04	0.298	0.03224	2.598	1.16E-02	0.197
15.60	1.25	0.85	0.134	0.09299		2.44E-04		0.03472	2.607	1.68E-02	0.199
16.00	1.27	0.85	0.134	0.09919	3.409	3.23E-04	0.299	0.03720	2.613	1.54E-02	0.199
16.50	1.28	0.89	0.145	0.1116	3.409	2.87E-04	0.299	0.04463		1.17E-02	
				0.1240	3.410	2.71E-04	0.299	0.04959	2.627	3.58E-03	0.201
				0.2480	3.417	2.67E-04	0.299	0.05703		8.65E-04	
				0.3720	3.427	1.90E-04	0.301				

Energy (eV)	n	k	$R(\phi = 0)$	Energy (eV)	n	k	$R(\phi = 0)$	Energy (eV)	n	k	$R(\phi = 0)$
3.50	0.21	1.42	0.756	46.00	0.90	0.32	0.031	11.08	0.870		0.005
3.60	0.23	1.13	0.671	48.00	0.89	0.31	0.030	11.83	0.887		0.004
3.70	0.30	0.77	0.475	50.00	0.88	0.29	0.027	12.73	0.907		0.002
3.77	0.53	0.40	0.154	52.00	0.89	0.28	0.024	13.05	0.913		0.002
3.80	0.73	0.30	0.053	54.00	0.88	0.17	0.024	13.42	0.914		0.002
3.90	1.30	0.36	0.040	56.00	0.87	0.26	0.024	13.73	0.917		0.002
4.00	1.61	0.60	0.103	58.00	0.87	0.24	0.021	14.07	0.922		0.002
4.10	1.73	0.85	0.153	60.00	0.87	0.22	0.018	14.83	0.934		0.001
4.20	1.75	1.06	0.194	62.00	0.88	0.21	0.016	15.05	0.936		0.001
4.30	1.73	1.13	0.208	64.00	0.88	0.21	0.016	15.46	0.942		0.001
4.50	1.69	1.28	0.238	66.00	0.88	0.21	0.016	16.21	0.948		0.001
4.75	1.61	1.34	0.252	68.00	0.87	0.21	0.017	18.10	0.964		0.000
5.00	1.55	1.36	0.257	70.00	0.83	0.20	0.021	21.12	0.979		0.000
5.50	1.45	1.34	0.257	72.00	0.85	0.18	0.016	25.51	0.993		0.000
6.00	1.34	1.28	0.246	74.00	0.85	0.17	0.014	26.95	1.00		0.000
6.50	1.25	1.18	0.225	76.00	0.85	0.16	0.013	27.68	1.01		0.000
7.00	1.18	1.06	0.196	78.00	0.85	0.15	0.013	28.37	1.01		0.000
7.50	1.14	0.91	0.157	80.00	0.85	0.14	0.012	29.52	1.02		0.000
8.00	1.16	0.75	0.114	85.00	0.85	0.11	0.011				
9.00	1.33	0.56	0.074	90.00	0.85	0.08	0.009	<i>Tantalum</i> ¹⁶			
10.00	1.46	0.56	0.082	95.00	0.86	0.06	0.007	0.10	10.14	66.39	0.984
11.00	1.52	0.56	0.088	100.00	0.87	0.04	0.005	0.15	9.45	46.41	0.9834
12.00	1.61	0.59	0.100	<i>Sodium</i> ²⁴				0.20	5.77	35.46	0.982
13.00	1.66	0.64	0.112	0.55	0.262	9.97	0.990	0.26	3.67	27.53	0.981
14.00	1.72	0.78	0.141	0.58	0.241	9.45	0.989	0.30	2.87	23.90	0.980
14.50	1.64	0.88	0.152	0.63	0.207	8.80	0.990	0.38	2.03	18.87	0.978
15.00	1.56	0.92	0.156	0.67	0.175	8.09	0.990	0.50	1.37	14.26	0.974
16.00	1.42	0.91	0.151	0.73	0.147	7.42	0.990	0.58	1.15	12.19	0.970
17.00	1.33	0.86	0.139	0.81	0.123	6.67	0.989	0.70	0.96	9.92	0.962
18.00	1.28	0.80	0.124	0.92	0.099	5.82	0.989	0.78	0.89	8.77	0.956
19.00	1.27	0.75	0.111	1.05	0.078	5.11	0.989	0.90	0.84	7.38	0.942
20.00	1.29	0.71	0.103	1.23	0.064	4.35	0.987	1.00	0.89	6.47	0.992
21.00	1.35	0.75	0.112	1.44	0.053	3.72	0.986	1.10	0.93	5.75	0.899
21.50	1.37	0.80	0.124	1.65	0.050	3.22	0.983	1.20	0.98	5.14	0.872
22.00	1.34	0.87	0.141	1.87	0.049	2.76	0.978	1.30	1.00	4.62	0.842
22.50	1.26	0.93	0.157	2.07	0.053	2.48	0.971	1.40	1.04	4.15	0.805
23.00	1.17	0.94	0.163	2.27	0.059	2.23	0.961	1.50	1.09	3.73	0.762
23.50	1.10	0.93	0.165	2.45	0.063	2.07	0.953	1.60	1.15	3.33	0.707
24.00	1.04	0.90	0.165	2.64	0.066	1.88	0.943	1.70	1.24	2.95	0.640
24.50	0.99	0.87	0.160	2.82	0.068	1.76	0.936	1.80	1.35	2.60	0.560
25.00	0.95	0.83	0.154	2.95	0.068	1.63	0.928	1.90	1.57	2.24	0.460
25.50	0.91	0.78	0.144	3.06	0.069	1.54	0.921	2.00	1.83	1.99	0.388
26.00	0.90	0.74	0.133	3.20	0.065	1.47	0.921	2.10	2.10	1.84	0.354
26.50	0.89	0.69	0.121	3.40	0.061	1.33	0.916	2.20	2.36	1.81	0.351
27.00	0.89	0.65	0.109	3.71	0.055	1.13	0.908	2.30	2.56	1.86	0.365
27.50	0.89	0.62	0.099	3.97	0.049	1.01	0.908	2.40	2.68	1.92	0.378
28.00	0.90	0.59	0.090	6.199	0.390		0.193	2.50	2.75	1.98	0.388
28.50	0.91	0.57	0.084	6.358	0.454		0.141	2.60	2.80	2.02	0.395
29.00	0.92	0.56	0.079	6.526	0.485		0.120	2.70	2.84	2.08	0.405
30.00	0.93	0.54	0.074	6.702	0.533		0.093	2.80	2.85	2.14	0.412
31.00	0.93	0.53	0.072	6.888	0.574		0.073	2.90	2.84	2.20	0.420
32.00	0.92	0.53	0.072	7.130	0.616		0.056	3.00	2.81	2.24	0.425
33.00	0.90	0.51	0.071	7.328	0.641		0.048	3.20	2.73	2.31	0.432
34.00	0.88	0.49	0.067	7.583	0.674		0.038	3.40	2.61	2.33	0.435
35.00	0.86	0.45	0.061	7.847	0.700		0.031	3.60	2.49	2.30	0.430
36.00	0.89	0.44	0.055	8.015	0.710		0.029	3.80	2.40	2.22	0.418
38.00	0.89	0.39	0.043	8.634	0.762		0.018	4.00	2.36	2.14	0.406
40.00	0.90	0.37	0.039	9.143	0.800		0.012	4.20	2.35	2.06	0.392
42.00	0.90	0.35	0.036	9.709	0.819		0.010	4.40	2.39	2.01	0.384
44.00	0.90	0.33	0.033	10.20	0.843		0.007	4.60	2.45	2.00	0.384
								4.80	2.53	2.06	0.394

Energy (eV)	<i>n</i>	<i>k</i>	<i>R</i> ($\phi = 0$)	Energy (eV)	<i>n</i>	<i>k</i>	<i>R</i> ($\phi = 0$)	Energy (eV)	<i>n</i>	<i>k</i>	<i>R</i> ($\phi = 0$)
5.00	2.58	2.20	0.416	23.00	0.73	0.24	0.043	0.7	7.00	0.24	0.563
5.20	2.52	2.44	0.450	23.60	0.80	0.26	0.033	0.8	7.23	0.48	0.574
5.40	2.31	2.61	0.480	24.00	0.80	0.26	0.034	0.9	7.48	0.94	0.589
5.60	2.06	2.67	0.501	24.60	0.82	0.25	0.029	1.0	7.70	1.56	0.606
5.80	1.83	2.63	0.510	25.00	0.83	0.25	0.026	1.2	6.99	2.22	0.593
6.00	1.63	2.56	0.515	25.60	0.86	0.24	0.022	1.4	7.11	2.46	0.604
6.20	1.48	2.45	0.512	26.00	0.88	0.25	0.022	1.6	6.75	2.91	0.606
6.40	1.37	2.33	0.504	26.60	0.87	0.26	0.023	1.8	6.89	3.70	0.637
6.60	1.29	2.22	0.492	27.00	0.87	0.25	0.022	2.0	4.67	4.67	0.654
6.80	1.23	2.11	0.478	27.60	0.89	0.23	0.019	2.2	4.94	5.16	0.681
7.00	1.18	2.01	0.462	28.00	0.90	0.23	0.017	2.4	3.94	5.08	0.686
7.20	1.15	1.91	0.445	28.60	0.91	0.22	0.015	2.6	3.25	4.77	0.681
7.40	1.13	1.82	0.425	29.00	0.92	0.22	0.014	2.8	2.73	4.42	0.674
7.60	1.12	1.75	0.406	29.60	0.94	0.22	0.014	3.0	2.30	4.16	0.674
7.80	1.11	1.68	0.390	30.00	0.95	0.22	0.014	3.5	1.69	3.44	0.646
8.00	1.11	1.61	0.370	31.00	0.97	0.23	0.014	4.0	1.33	2.64	0.571
8.20	1.12	1.55	0.350	32.00	0.98	0.24	0.015	4.5	1.32	1.96	0.428
8.40	1.13	1.50	0.332	33.00	0.98	0.25	0.015	5.0	1.63	1.60	0.312
8.60	1.14	1.45	0.317	34.00	0.99	0.25	0.016	5.5	1.72	1.57	0.302
8.80	1.17	1.41	0.301	35.00	0.99	0.26	0.017	6.0	1.73	1.45	0.276
9.00	1.19	1.40	0.294	36.00	0.99	0.27	0.018	6.5	1.78	1.36	0.257
9.20	1.21	1.38	0.289	37.00	0.99	0.28	0.019	7.0	1.83	1.36	0.257
9.40	1.21	1.38	0.287	38.00	0.98	0.28	0.021	7.5	1.72	1.51	0.289
9.60	1.21	1.38	0.285	39.00	0.97	0.29	0.022	8.0	1.54	1.37	0.260
9.80	1.21	1.37	0.285	40.00	0.95	0.29	0.023	8.5	1.55	1.23	0.226
10.00	1.20	1.37	0.286					9.0	0.99	0.93	0.179
10.20	1.19	1.37	0.286	<i>Tellurium, $\vec{E} \parallel c^{25}$</i>				9.5	1.47	1.25	0.233
10.40	1.18	1.37	0.287	0.01364	4.82	0.118	0.431	10.0	0.86	0.86	0.181
10.60	1.16	1.36	0.288	0.01488	5.26	0.0505	0.463	11.0	0.80	0.77	0.165
10.80	1.15	1.36	0.289	0.01612	5.47	0.0278	0.477	12.0	0.79	0.76	0.164
11.00	1.13	1.35	0.290	0.01736	5.59	0.0174	0.485	14.0	0.67	0.59	0.146
11.20	1.11	1.35	0.292	0.01860		0.0796		16.0	0.59	0.49	0.147
11.40	1.09	1.34	0.293	0.01984		0.0696		18.0	0.48	0.31	0.160
11.60	1.07	1.33	0.294	0.02108		0.0749		20.0	0.74	0.20	0.035
11.80	1.05	1.32	0.295	0.02232		0.1900		22.0	0.83	0.18	0.018
12.00	1.02	1.31	0.296	0.02356		0.2220		24.0	0.85	0.15	0.013
12.20	1.00	1.29	0.295	0.02480		0.0716		26.0	0.87	0.12	0.009
12.40	0.98	1.28	0.294	0.02604		0.0682		28.0	0.89	0.090	0.006
12.60	0.96	1.26	0.292	0.02728		0.0832		30.0	0.90	0.045	0.003
12.80	0.94	1.24	0.289	0.02976		0.0149					
13.00	0.93	1.22	0.286	0.03224		2.14E-03		<i>Tellurium, $\vec{E} \perp c^{25}$</i>			
13.60	0.91	1.16	0.272	0.03472		1.71E-02		0.01364	2.61	0.2980	0.204
14.00	0.90	1.15	0.272	0.03720	5.94	3.71E-03	0.507	0.01488	3.65	0.0894	0.325
14.60	0.85	1.15	0.285	0.03968		2.44E-03		0.01612	4.10	0.0535	0.370
15.00	0.80	1.13	0.293	0.04339	5.96	1.59E-03	0.508	0.01736	4.63	0.4990	0.420
15.60	0.72	1.08	0.301	0.04711		7.85E-04		0.01860		0.1170	
16.00	0.68	1.04	0.304	0.05083		7.38E-04		0.01984		0.0343	
16.60	0.63	0.97	0.301	0.05579		3.89E-04		0.02108	(4.42)	0.0421	0.398
17.00	0.60	0.92	0.296	0.06199	5.98	3.09E-04	0.509	0.02232		0.1060	
17.60	0.60	0.92	0.296	0.07439		2.52E-04		0.02356		0.0880	
18.00	0.55	0.79	0.274	0.08679		2.96E-04		0.02480		0.0458	
18.60	0.53	0.71	0.254	0.09919		3.68E-04		0.02604		0.0928	
19.00	0.53	0.65	0.236	0.12400	6.246	3.34E-04	0.524	0.02728		0.0886	
19.60	0.53	0.57	0.207	0.15500	6.253		0.525	0.02976		0.0232	
20.00	0.54	0.52	0.185	0.20660	6.286		0.526	0.03224		3.06E-03	
20.60	0.55	0.44	0.153	0.24800	6.316	7.48E-05	0.528	0.03472		1.25E-02	
21.00	0.57	0.39	0.127	0.31	6.372	1.18E-05	0.531	0.03720	4.71	2.65E-03	0.422
21.60	0.64	0.34	0.089	0.35		4.93E-04		0.03968		1.89E-03	
22.00	0.64	0.32	0.081	0.41		6.74E-03		0.04339	4.74	1.41E-03	0.425
22.60	0.69	0.27	0.058	0.5	6.53	2.30E-02	0.539	0.04711		8.38E-04	
				0.6	6.71	7.50E-02	0.549	0.05083		6.79E-04	

Energy (eV)	<i>n</i>	<i>k</i>	<i>R</i> ($\phi = 0$)	Energy (eV)	<i>n</i>	<i>k</i>	<i>R</i> ($\phi = 0$)	Energy (eV)	<i>n</i>	<i>k</i>	<i>R</i> ($\phi = 0$)
<i>Tungsten</i> ²⁷				5.40	2.92	3.58	0.586	22.80	0.49	0.69	0.272
0.10	14.06	54.71	0.983	5.60	2.43	3.70	0.618	23.20	0.49	0.66	0.263
0.20	3.87	28.30	0.981	5.80	2.00	3.61	0.637	23.60	0.48	0.62	0.252
0.25	2.56	22.44	0.980	6.00	1.70	3.42	0.643	24.00	0.49	0.57	0.234
0.30	1.83	18.32	0.979	6.20	1.47	3.24	0.646	24.40	0.50	0.53	0.213
0.34	1.71	15.71	0.973	6.40	1.32	3.04	0.640	24.80	0.51	0.49	0.191
0.38	1.86	13.88	0.963	6.60	1.21	2.87	0.631	25.20	0.53	0.46	0.171
0.42	1.92	12.63	0.954	6.80	1.12	2.70	0.619	25.60	0.55	0.43	0.150
0.46	1.69	11.59	0.952	7.00	1.06	2.56	0.607	26.00	0.57	0.40	0.132
0.50	1.40	10.52	0.952	7.20	1.01	2.43	0.593	26.40	0.59	0.38	0.117
0.54	1.23	9.45	0.948	7.40	0.98	2.30	0.573	26.80	0.61	0.37	0.105
0.58	1.17	8.44	0.938	7.60	0.95	2.18	0.556	27.00	0.62	0.36	0.099
0.62	1.28	7.52	0.917	7.80	0.93	2.06	0.533	27.50	0.64	0.34	0.085
0.66	1.45	6.78	0.888	8.00	0.94	1.95	0.505	28.00	0.67	0.32	0.073
0.70	1.59	6.13	0.856	8.20	0.94	1.86	0.481	28.50	0.69	0.31	0.065
0.74	1.83	5.52	0.810	8.40	0.96	1.76	0.449	29.00	0.71	0.30	0.057
0.78	2.12	5.00	0.759	8.60	0.99	1.70	0.422	29.50	0.73	0.30	0.052
0.82	2.36	4.61	0.710	8.80	1.01	1.65	0.401	30.00	0.75	0.29	0.047
0.86	2.92	4.37	0.661	9.00	1.01	1.60	0.388	31.00	0.78	0.29	0.042
0.90	3.11	4.44	0.660	9.20	1.02	1.55	0.369	32.00	0.79	0.29	0.040
0.94	3.15	4.43	0.658	9.40	1.03	1.50	0.352	33.00	0.82	0.28	0.033
0.98	3.15	4.36	0.653	9.60	1.05	1.44	0.329	34.00	0.84	0.29	0.032
1.00	3.14	4.32	0.649	9.80	1.09	1.38	0.307	35.00	0.85	0.31	0.033
1.10	3.05	4.04	0.627	10.00	1.13	1.34	0.287	36.00	0.85	0.32	0.036
1.20	3.00	3.64	0.590	10.20	1.19	1.33	0.274	37.00	0.84	0.33	0.039
1.30	3.12	3.24	0.545	10.40	1.24	1.34	0.270	38.00	0.83	0.33	0.040
1.40	3.29	2.96	0.515	10.60	1.27	1.36	0.274	39.00	0.81	0.33	0.042
1.50	3.48	2.79	0.500	10.80	1.29	1.39	0.282	40.00	0.80	0.33	0.045
1.60	3.67	2.68	0.494	11.00	1.28	1.42	0.290	<i>Vanadium</i> ⁹			
1.70	3.84	2.79	0.507	11.20	1.27	1.44	0.297	0.10	12.83	45.89	0.978
1.80	3.82	2.91	0.518	11.40	1.25	1.46	0.305	0.20	3.90	24.30	0.975
1.90	3.70	2.94	0.518	11.60	1.22	1.48	0.313	0.28	2.13	17.35	0.973
2.00	3.60	2.89	0.512	11.80	1.20	1.48	0.318	0.36	1.54	13.32	0.966
2.10	3.54	2.84	0.506	12.00	1.16	1.48	0.323	0.44	1.28	10.74	0.957
2.20	3.49	2.76	0.497	12.40	1.10	1.47	0.329	0.52	1.16	8.93	0.945
2.30	3.49	2.72	0.494	12.80	1.04	1.44	0.333	0.60	1.10	7.59	0.929
2.40	3.45	2.72	0.493	13.20	0.98	1.40	0.332	0.68	1.07	6.54	0.909
2.50	3.38	2.68	0.487	13.60	0.94	1.35	0.325	0.76	1.08	5.67	0.882
2.60	3.34	2.62	0.480	14.00	0.91	1.28	0.312	0.80	1.10	5.30	0.864
2.70	3.31	2.55	0.472	14.40	0.90	1.23	0.296	0.90	1.18	4.50	0.811
2.80	3.31	2.49	0.466	14.80	0.90	1.17	0.276	1.00	1.34	3.80	0.730
2.90	3.32	2.45	0.461	15.20	0.93	1.13	0.255	1.10	1.60	3.26	0.632
3.00	3.35	2.42	0.459	15.60	0.97	1.12	0.246	1.20	1.93	2.88	0.543
3.10	3.39	2.41	0.460	16.00	0.98	1.14	0.249	1.30	2.25	2.71	0.498
3.20	3.43	2.45	0.465	16.40	0.97	1.17	0.260	1.40	2.48	2.72	0.491
3.30	3.45	2.55	0.476	16.80	0.94	1.19	0.273	1.50	2.57	2.79	0.499
3.40	3.39	2.66	0.485	17.20	0.90	1.21	0.289	1.60	2.57	2.84	0.507
3.50	3.24	2.70	0.488	17.60	0.85	1.21	0.304	1.70	2.52	2.88	0.512
3.60	3.13	2.67	0.482	18.00	0.80	1.20	0.317	1.80	2.45	2.88	0.515
3.70	3.05	2.62	0.476	18.40	0.74	1.18	0.330	1.90	2.36	2.85	0.514
3.80	2.99	2.56	0.468	18.80	0.69	1.15	0.340	2.00	2.34	2.81	0.509
3.90	2.96	2.50	0.460	19.20	0.64	1.11	0.347	2.10	2.31	2.78	0.506
4.00	2.95	2.43	0.451	19.60	0.60	1.07	0.353	2.20	2.28	2.80	0.510
4.20	3.02	2.33	0.440	20.00	0.56	1.02	0.354	2.30	2.23	2.83	0.516
4.40	3.13	2.32	0.442	20.40	0.54	0.97	0.350	2.40	2.15	2.88	0.528
4.60	3.24	2.41	0.455	20.80	0.52	0.92	0.342	2.50	2.02	2.91	0.540
4.80	3.33	2.57	0.475	21.20	0.50	0.87	0.331	2.60	1.89	2.92	0.552
5.00	3.40	2.85	0.505	21.60	0.50	0.82	0.318	2.70	1.74	2.89	0.561
5.20	3.27	3.27	0.548	22.00	0.49	0.77	0.303	2.80	1.61	2.85	0.569
				22.40	0.49	0.73	0.287	2.90	1.48	2.80	0.577

Energy (eV)	n	k	$R(\phi = 0)$	Energy (eV)	n	k	$R(\phi = 0)$	Energy (eV)	n	k	$R(\phi = 0)$
3.60	1.10	0.74	0.013	9.00	1.65	0.91	0.025	17.20	1.09	0.74	0.013
3.70	1.07	0.73	0.013	9.20	1.63	0.90	0.025	17.60	1.13	0.75	0.013
3.80	1.04	0.72	0.012	9.40	1.60	0.89	0.024	18.00	1.17	0.76	0.014
3.90	1.01	0.71	0.012	9.60	1.57	0.89	0.023	18.40	1.21	0.78	0.014
4.00	0.98	0.70	0.012	9.80	1.52	0.87	0.021	18.80	1.24	0.79	0.014
4.20	0.94	0.68	0.013	10.00	1.47	0.86	0.020	19.20	1.27	0.80	0.015
4.40	0.89	0.67	0.013	10.20	1.42	0.84	0.018	19.60	1.29	0.80	0.015
4.60	0.85	0.65	0.014	10.40	1.35	0.82	0.016	20.00	1.30	0.81	0.015
4.80	0.81	0.64	0.014	10.50	1.32	0.81	0.016	20.60	1.29	0.80	0.015
5.00	0.78	0.63	0.015	10.60	1.28	0.80	0.015	21.00	1.27	0.80	0.015
5.20	0.77	0.62	0.016	10.80	1.23	0.78	0.014	21.60	1.23	0.78	0.014
5.40	0.77	0.62	0.016	11.00	1.19	0.77	0.014	22.00	1.20	0.77	0.014
5.60	0.80	0.63	0.014	11.20	1.16	0.76	0.013	22.60	1.15	0.76	0.013
5.80	0.87	0.66	0.013	11.40	1.13	0.75	0.013	23.00	1.12	0.75	0.013
6.00	1.00	0.71	0.012	11.60	1.11	0.74	0.013	23.60	1.08	0.73	0.013
6.20	1.11	0.75	0.013	11.80	1.09	0.74	0.013	24.00	1.05	0.73	0.013
6.40	1.23	0.78	0.014	12.00	1.08	0.73	0.013	24.60	1.02	0.71	0.012
6.60	1.33	0.81	0.016	12.40	1.05	0.72	0.012	25.00	1.00	0.71	0.012
6.80	1.42	0.84	0.018	12.80	1.01	0.71	0.012	25.60	0.97	0.69	0.012
7.00	1.49	0.86	0.020	13.20	0.98	0.70	0.012	26.00	0.95	0.69	0.013
7.20	1.54	0.88	0.022	13.60	0.95	0.69	0.013	26.60	0.91	0.67	0.013
7.40	1.58	0.89	0.023	14.00	0.92	0.68	0.013	27.00	0.88	0.66	0.013
7.60	1.61	0.90	0.024	14.40	0.89	0.67	0.013	27.60	0.84	0.65	0.014
7.80	1.63	0.90	0.025	14.80	0.90	0.67	0.013	28.00	0.83	0.64	0.014
8.00	1.66	0.91	0.026	15.20	0.92	0.68	0.013	28.60	0.82	0.64	0.014
8.20	0.67	0.91	0.026	15.60	0.95	0.69	0.013	29.00	0.81	0.64	0.014
8.40	1.68	0.92	0.026	16.00	0.98	0.70	0.012	29.60	0.82	0.64	0.014
8.60	1.68	0.92	0.026	16.40	1.01	0.71	0.012	30.00	0.82	0.64	0.014
8.80	1.66	0.91	0.026	16.80	1.04	0.72	0.012				

References

- Shiles, E., Sasaki, T., Inokuti, M., and Smith, D. Y., *Phys. Rev. Sect. B*, 22, 1612, 1980.
- Edwards, D. F., and Philipp, H. R., in *HOC-I*, p. 665.
- Ives, H. E., and Briggs, N. B., *J. Opt. Soc. Am.*, 27, 395, 1937.
- Bos, L. W., and Lynch, D. W., *Phys. Rev. Sect. B*, 2, 4567, 1970.
- Weaver, J. H., Colavita, E., Lynch, D. W., and Rosei, R., *Phys. Rev. Sect. B*, 19, 3850, 1979.
- Hagemann, H. J., Gudat, W., and Kunz, C., *J. Opt. Soc. Am.*, 65, 742, 1975.
- Schulz, L. G., *J. Opt. Soc. Am.*, 47, 64, 1957.
- Potter, R. F., in *HOC-I*, p. 465.
- Olson, C. G., Lynch, D. W., and Weaver, J. H., unpublished.
- Lynch, D. W., Olson, C. G., and Weaver, J. H., unpublished.
- Weaver, J. H., Olson, C. G., and Lynch, D. W., *Phys. Rev. Sect. B*, 15, 4115, 1977.
- Lynch, D. W., and Hunter, W. R., in *HOC-II*, p. 345.
- Priol, M. A., Daudé, A., and Robin, S., *Compt. Rend.*, 264, 935, 1967.
- Johnson, P. B., and Christy, R. W., *Phys. Rev. Sect. B*, 9, 5056, 1974.
- Arakawa, E. T., and Inagaki, T., in *HOC-II*, p. 461.
- Weaver, J. H., Lynch, D. W., and Olson, C. G., *Phys. Rev. Sect. B*, 10, 501, 1973.
- Lynch, D. W., Rosei, R., and Weaver, J. H., *Solid State Commun.*, 9, 2195, 1971.
- Weaver, J. H., Lynch, D. W., and Olson, C. G., *Phys. Rev. Sect. B*, 7, 4311, 1973.
- Weaver, J. H., and Benbow, R. L., *Phys. Rev. Sect. B*, 12, 3509, 1975.
- Weaver, J. H., *Phys. Rev. Sect. B*, 11, 1416, 1975.
- Lynch, D. W., and Hunter, W. R., in *HOC-II*, p. 364.
- Palik, E. D., in *HOC-II*, p. 691.
- Edwards, D. F., in *HOC-I*, p. 547.
- Lynch, D. W., and Hunter, W. R., in *HOC-II*, p. 354.
- Palik, E. D., in *HOC-II*, p. 709.
- Lynch, D. W., Olson, C. G., and Weaver, J. H., *Phys. Rev. Sect. B*, 11, 3671, 1975.
- Weaver, J. H., Lynch, D. W., and Olson, C. G., *Phys. Rev. Sect. B*, 12, 1293, 1975.
- Lanham, A. P., and Terherne, D. M., *Proc. Phys. Soc.*, 83, 1059, 1964.

ELASTO-OPTIC, ELECTRO-OPTIC, AND MAGNETO-OPTIC CONSTANTS

When a crystal is subjected to a stress field, an electric field, or a magnetic field, the resulting optical effects are in general dependent on the orientation of these fields with respect to the crystal axes. It is useful, therefore, to express the optical properties in terms of the refractive index ellipsoid (or indicatrix):

$$\frac{x^2}{n_x^2} + \frac{y^2}{n_y^2} + \frac{z^2}{n_z^2} = 1$$

or

$$\sum_{ij} B_{ij} x_i x_j = 1 (i, j = 1, 2, 3)$$

where

$$B_{ij} = \left[\frac{1}{\epsilon} \right]_{ij} = \left[\frac{1}{n^2} \right]_{ij}$$

ϵ is the dielectric constant or permeability; the quantity B_{ij} has the name impermeability.

A crystal exposed to a *stress* \mathbf{S} will show a change of its impermeability. The photo-elastic (or elasto-optic) constants, P_{ijkl} are defined by

$$\Delta \left[\frac{1}{\epsilon} \right]_{ij} = \Delta \left[\frac{1}{n^2} \right]_{ij} = \sum_{kl} P_{ijkl} S_{kl}$$

where n is the refractive index and S_{kl} are the strain tensor elements; the P_{ijkl} are the elements of a 4th rank tensor.

When a crystal is subjected to an *electric field* \mathbf{E} two possible changes of the refractive index may occur depending on the symmetry of the crystal.

1. All materials, including isotropic solids and polar liquids, show an electro-optic birefringence (Kerr effect) which is proportional to the square of the electric field, \mathbf{E} :

$$\Delta \left[\frac{1}{n^2} \right]_{ij} = \sum_k K_{ijkl} E_k E_l = \sum_{k,l=1,2,3} g_{ijkl} P_k P_l$$

where E_k and E_l are the components of the electric field and P_k and P_l the electric polarizations. The coefficients, K_{ijkl} are the quadratic electro-optic coefficients, while the constants g_{ijkl} are known as the Kerr constants.

2. The other electro-optic effect only occurs in the 20 piezoelectric crystal classes (no center of symmetry). This effect is known as the Pockels effect. The optical impermeability changes linearly with the static field

$$\Delta \left[\frac{1}{n^2} \right]_{ij} = \sum_k r_{ij,k} E_k$$

The coefficients $r_{ij,k}$ have the name (linear) electro-optic coefficients.

The values of the electro-optic coefficients depend on the boundary conditions. If the superscripts T and S denote respectively the conditions of zero stress (free) and zero strain (clamped) one finds:

$$r_{ij}^T = r_{ij}^S + q_{ik}^E e_{jk} = r_{ij}^S + P_{ik}^E d_{jk}$$

where $e_{jk} = (\partial T_k / \partial E_j)_S$ and $d_{jk} = (\partial S_k / \partial E_j)_T$ are the appropriate piezoelectric coefficients.

The interaction between a *magnetic field* and a light wave propagating in a solid or in a liquid gives rise to a rotation of the plane of polarization. This effect is known as *Faraday rotation*. It results from a difference in propagation velocity for left and right circular polarized light.

The Faraday rotation, θ_F , is linearly proportional to the magnetic field H :

$$\theta_F = V l H$$

where l is the light path length and V is the *Verdet* constant (minutes/oersted-cm).

For ferromagnetic, ferrimagnetic, and antiferromagnetic materials the magnetic field in the above expression is replaced by the magnetization M and the magneto-optic coefficient in this case is known as the Kund constant K :

$$\text{Specific Faraday rotation } F = KM$$

In the tables below the *Faraday rotation* is listed at the saturation magnetization per unit length, together with the absorption coefficient α , the temperature T , the critical temperature T_C (or T_N), and the wavelength of the measurement.

In the tables that follow, the properties are presented in groups:

- Elasto-optic coefficients (photoelastic constants)
- Linear electro-optic coefficients (Pockels constants)
- Quadratic electro-optic coefficients (Kerr constants)
- Magneto-optic coefficients:
 - Verdet constants
 - Faraday rotation parameters

Within each group, materials are classified by crystal system or physical state. References are given at the end of each group of tables.

ELASTO-OPTIC COEFFICIENTS (PHOTOELASTIC CONSTANTS)

Name										
Cubic (43m, 432, m3m)		Formula	$\lambda/\mu\text{m}$	p_{11}	p_{12}	p_{44}	$p_{11}-p_{12}$		Ref.	
Sodium fluoride	NaF		0.633	0.08	0.20	-0.03	-0.12		1	
Sodium chloride	NaCl		0.589	0.115	0.159	-0.011	-0.042		2	
Sodium bromide	NaBr		0.589	0.148	0.184	-0.0036	-0.035		1	
Sodium iodide	NaI		0.589	-	-	0.0048	-0.0141		3	
Potassium fluoride	KF		0.546	0.26	0.20	-0.029	0.06		1	
Potassium chloride	KCl		0.633	0.22	0.16	-0.025	0.06		4	
Potassium bromide	KBr		0.589	0.212	0.165	-0.022	0.047		5	
Potassium iodide	KI		0.590	0.212	0.171	-	0.041		6	
Rubidium chloride	RbCl		0.589	0.288	0.172	-0.041	0.116		7,8	
Rubidium bromide	RbBr		0.589	0.293	0.185	-0.034	0.108		7,8	
Rubidium iodide	RbI		0.589	0.262	0.167	-0.023	0.095		7,8	
Lithium fluoride	LiF		0.589	0.02	0.13	-0.045	-0.11		5	
Lithium chloride	LiCl		0.589	-	-	-0.0177	-0.0407		3	
Ammonium chloride	NH ₄ Cl		0.589	0.142	0.245	0.042	-0.103		9	
Cadmium telluride	CdTe		1.06	-0.152	-0.017	-0.057	-0.135		10	
Calcium fluoride	CaF ₂		0.55-0.65	0.038	0.226	0.0254	-0.183		11	
Copper chloride	CuCl		0.633	0.120	0.250	-0.082	-0.130		12	
Copper bromide	CuBr		0.633	0.072	0.195	-0.083	-0.123		12	
Copper iodide	CuI		0.633	0.032	0.151	-0.068	-0.119		12	
Diamond	C		0.540-0.589	-0.278	0.123	-0.161	-0.385		13	
Germanium	Ge		3.39	-0.151	-0.128	-0.072	-0.023		14	
Gallium arsenide	GaAs		1.15	-0.165	-0.140	-0.072	-0.025		15	
Gallium phosphide	GaP		0.633	-0.151	-0.082	-0.074	-0.069		15	
Strontium fluoride	SrF ₂		0.633	0.080	0.269	0.0185	-0.189		16	
Strontium titanate	SrTiO ₃		0.633	0.15	0.095	0.072	-		17	
KRS-5	Tl(Br,I)		0.633	-0.140	0.149	-0.0725	-0.289		18,20	
KRS-6	Tl(Br,Cl)		0.633	-0.451	-0.337	-0.164	-0.114		19,20	
Zinc sulfide	Zn		0.633	0.091	-0.01	0.075	0.101		15	
Rare Gases		Formula	$\lambda/\mu\text{m}$	p_{11}	p_{12}	p_{44}	$p_{11}-p_{12}$		Ref.	
Neon ($T = 24.3$ K)	Ne		0.488	0.157	0.168	0.004	-0.011		21	
Argon ($T = 82.3$ K)	Ar		0.488	0.256	0.302	0.015	-0.046		22	
Krypton ($T = 115.6$ K)	Kr		0.488	0.34	0.34	0.037	0		21	
Xenon ($T = 160.5$ K)	Xe		0.488	0.284	0.370	0.029	-0.086		22	
Garnets		Formula	$\lambda/\mu\text{m}$	p_{11}	p_{12}	p_{44}	$p_{11}-p_{12}$		Ref.	
GGG	Gd ₃ Ga ₅ O ₁₂		0.514	-0.086	-0.027	-0.078	-0.059		23	
YIG	Y ₃ Fe ₅ O ₁₂		1.15	0.025	0.073	0.041	-		15	
YGG	Y ₃ Ga ₅ O ₁₂		0.633	0.091	0.019	0.079	-		17	
YAG	Y ₃ Al ₅ O ₁₂		0.633	-0.029	0.0091	-0.0615	-0.038		15	
Cubic (23, m3)		Formula	$\lambda/\mu\text{m}$	p_{11}	p_{12}	p_{44}	p_{13}		Ref.	
Barium nitrate	Ba(NO ₃) ₂		0.589	-	$p_{11}-p_{22} = 0.992$	-0.0205	$p_{11}-p_{13} = 0.713$		13	
Lead nitrate	Pb(NO ₃) ₂		0.589	0.162	0.24	-0.0198	0.20		24,25	
Sodium bromate	NaBrO ₃		0.589	0.185	0.218	-0.0139	0.213		26	
Sodium chlorate	NaClO ₃		0.589	0.162	0.24	-0.0198	0.20		26	
Strontium nitrate	Sr(NO ₃) ₂		0.41	0.178	0.362	-0.014	0.316		27	
Hexagonal (mmc, 6mm)		Formula	$\lambda/\mu\text{m}$	p_{11}	p_{12}	p_{13}	p_{31}	p_{33}	p_{44}	Ref.
Beryl	Be ₃ Al ₂ Si ₆ O ₁₈		0.589	0.0099	0.175	0.191	0.313	0.023	-0.152	28
Cadmium sulfide	CdS		0.633	-0.142	-0.066	-0.057	-0.041	-0.20	-0.099	15,2
Zinc oxide	ZnO		0.633	± 0.222	± 0.099	-0.111	± 0.088	-0.235	0.0585	30
Zinc sulfide	ZnS		0.633	-0.115	0.017	0.025	0.0271	-0.13	-0.0627	31

Trigonal (3m, 32, $\bar{3}m$)		Formula	$\lambda/\mu\text{m}$	p_{11}	p_{12}	p_{13}	p_{14}	p_{31}	p_{33}	p_{31}	p_{14}	Ref.
Sapphire	Al_2O_3	0.644	-0.23	-0.03	0.02	0.00	-0.04	-0.20	0.01	-0.10	15,32	
Calcite	CaCO_3	0.514	0.062	0.147	0.186	-0.011	0.241	0.139	-0.036	-0.058	33	
Lithium niobate	LiNbO_3	0.633	± 0.034	± 0.072	± 0.139	± 0.066	± 0.178	± 0.060	± 0.154	± 0.300	15,34	
Lithium tantalate	LiTaO_3	0.633	-0.081	0.081	0.093	-0.026	0.089	-0.044	-0.085	0.028	15,35	
Cinnabar	HgS	0.633			± 0.445			± 0.115	-	-	36	
Quartz	SiO_2	0.589	0.16	0.27	0.27	-0.030	0.29	0.10	-0.047	-0.079	37	
Proustite	Ag_3AsS_3	0.633	± 0.10	± 0.19	± 0.22		± 0.24	± 0.20	-	-	38	
Sodium nitrite	NaNO_2	0.633		± 0.21	± 0.215	± 0.027	± 0.25		0.055	-0.06	39	
Tellurium	Te	10.6	0.155	0.130	-	-	-	-	-	-	15	

Tetragonal (4/mmm, $\bar{4}2m$, 422)		Formula	$\lambda/\mu\text{m}$	p_{11}	p_{12}	p_{13}	p_{31}	p_{33}	p_{44}	p_{66}	Ref.
Ammonium dihydrogen phosphate	ADP	0.589	0.319	0.277	0.169	0.197	0.167	-0.058	-0.091	40	
Barium titanate	BaTiO_3	0.633	0.425	-	-	-	-	-	-	41	
Cesium dihydrogen arsenate	CDA	0.633	0.267	0.225	0.200	0.195	0.227	-	-	42	
Magnesium fluoride	MgF_2	0.546	-	-	-	-	-	± 0.0776	± 0.0488	43	
Calomel	Hg_2Cl_2	0.633	± 0.551	± 0.440	± 0.256	± 0.137	± 0.010	-	± 0.047	44	
Potassium dihydrogen phosphate	KDP	0.589	0.287	0.282	0.174	0.241	0.122	-0.019	-0.064	45	
Rubidium dihydrogen arsenate	RDA	0.633	0.227	0.239	0.200	0.205	0.182	-	-	41	
Rubidium dihydrogen phosphate	RDP	0.633	0.273	0.240	0.218	0.210	0.208	-	-	41	
Strontium barium niobate	$\text{Sr}_{0.75}\text{Ba}_{0.25}\text{Nb}_2\text{O}_6$	0.633	0.16	0.10	0.08	0.11	0.47	-	-	46	
Strontium barium niobate	$\text{Sr}_{0.5}\text{Ba}_{0.5}\text{Nb}_2\text{O}_6$	0.633	0.06	0.08	0.17	0.09	0.23	-	-	46	
Tellurium oxide	TeO_2	0.633	0.0074	0.187	0.340	0.090	0.240	-0.17	-0.046	47	
Rutile	TiO_2	0.633	0.017	0.143	-0.139	-0.080	-0.057	-0.009	-0.060	48	

Tetragonal (4, $\bar{4}$, 4/m)		Formula	$\lambda/\mu\text{m}$	p_{11}	p_{12}	p_{13}	p_{16}	p_{31}	p_{33}	p_{44}	p_{45}	p_{61}	p_{66}	Ref.
Cadmium molybdate	CdMoO_4	0.633	0.12	0.10	0.13	-	0.11	0.18	-	-	-	-	49	
Lead molybdate	PbMoO_4	0.633	0.24	0.24	0.255	0.017	0.175	0.300	0.067	-0.01	0.013	0.05	52	
Sodium bismuth molybdate	$\text{NaBi}(\text{MoO}_4)_2$	0.633	0.243	0.205	0.25	-	0.21	0.29	-	-	-	-	-	

Orthorhombic (222, m22, mmm)		Formula	$\lambda/\mu\text{m}$	p_{11}	p_{12}	p_{13}	p_{21}	p_{22}	p_{23}	p_{31}	p_{32}	p_{33}	p_{44}	p_{55}	p_{66}	Ref.
Ammonium chlorate	NH_4ClO_3	0.633	-	0.24	0.18	0.23	-	0.20	0.19	0.18	± 0.02	$< \pm 0.02$	-	± 0.04	51	
Ammonium sulfate	$(\text{NH}_4)_2\text{SO}_4$	0.633	0.26	0.19	± 0.260	± 0.230	± 0.27	± 0.254	0.20	± 0.26	0.26	0.015	± 0.0015	0.012	52	
Rochelle salt	$\text{NaKC}_4\text{H}_4\text{O}_6$	0.589	0.35	0.41	0.42	0.37	0.28	0.34	0.36	0.35	0.36	-0.030	0.0046	-0.025	53	
Iodic acid (α)	HIO_3	0.633	0.302	0.496	0.339	0.263	0.412	0.304	0.251	0.345	0.336	0.084	-0.030	0.098	54	
Sulfur (α)	S	0.633	0.324	0.307	0.268	0.272	0.301	0.310	0.203	0.232	0.270	0.143	0.019	0.118	54	
Barite	BaSO_4	0.589	0.21	0.25	0.16	0.34	0.24	0.19	0.28	0.22	0.31	0.002	-0.012	0.037	55	
Topaz	$\text{Al}_2\text{SiO}_4(\text{OH},\text{F})_2$	-	-0.085	0.069	0.052	0.095	-0.120	0.065	0.095	0.085	-0.083	-0.095	-0.031	0.098	28	

Monoclinic (2, m, 2/m)		Formula	$\lambda/\mu\text{m}$	p_{ij}		
Taurine	$\text{C}_2\text{H}_7\text{NO}_3\text{S}$	0.589	$p_{11} = 0.313$	$p_{25} = -0.0025$	$p_{51} = -0.014$	
			$p_{12} = 0.251$	$p_{31} = 0.362$	$p_{52} = 0.006$	
			$p_{13} = 0.270$	$p_{32} = 0.275$	$p_{53} = 0.0048$	
			$p_{15} = -0.10$	$p_{33} = 0.308$	$p_{55} = 0.047$	
			$p_{21} = 0.281$	$p_{35} = -0.003$	$p_{64} = 0.0024$	
			$p_{22} = 0.252$	$p_{44} = 0.0025$	$p_{66} = 0.0028$	
			$p_{23} = 0.272$	$p_{46} = -0.0056$		

Isotropic	Formula	$\lambda/\mu\text{m}$	p_{11}	p_{12}	p_{44}	Ref.
Fused silica	SiO ₂	0.633	0.121	0.270	-0.075	15
Water	H ₂ O	0.633	±0.31	±0.31		15
Polystyrene		0.633	±0.30	±0.31		25
Lucite		0.633	±0.30	0.28		25
Orpiment	As ₂ S ₃ -glass	1.15	0.308	0.299	0.0045	15
Tellurium oxide	TeO ₂ -glass	0.633	0.257	0.241	0.0079	56
Laser glasses	LGS-247-2	0.488	±0.168	±0.230		57
	LGS-250-3		±0.135	±0.198		
	LGS-1		±0.214	±0.250		
	KGSS-1621		±0.205	±0.239		
Dense flint glasses (examples)	LaSF	0.633	0.088	0.147	-0.030	58
	SF ₄		0.215	0.243	-0.014	
	U10502		0.172	0.179	-0.004	
	TaFd ₇		0.099	0.138	-0.020	

References

- Narasimhamurty, T. S., *Photoelastic and Electro-Optic Properties of Crystals*, Plenum Press, New York, 1981, pp. 290–293.
- Weber, M. J., Ed., *CRC Handbook of Laser Science and Technology*, Volume IV, Part 2, CRC Press, Boca Raton, FL, 1986, pp. 324–331.
- Petterson, H. E., *J. Opt. Soc. Am.*, 63, 1243, 1973.
- Burstein, E. and Smith, P. L., *Phys. Rev.*, 74, 229, 1948.
- Pakhnev, A. V., et al., *Sov. Phys. J. (transl.)*, 18, 1662, 1975.
- Feldman, A., Horovitz, D., and Waxler, R. M., *Appl. Opt.*, 16, 2925, 1977.
- Iyengar, K. S., *Nature (London)*, 176, 1119, 1955.
- Bansigir, K. G. and Iyengar, K. S., *Acta Crystallogr.*, 14, 727, 1961.
- Pakhev, A. V., et al., *Sov. Phys. J. (transl.)*, 20, 648, 1975.
- Bansigir, K. G., *Acta Crystallogr.*, 23, 505, 1967.
- Krishna Rao, K. V. and Krishna Murty, V. G., *Ind. J. Phys.*, 41, 150, 1967.
- Weil, R. and Sun, M. J., *Proc. Int. Symp. CdTe (Detectors)*, Strasbourg Centre de Rech. Nucl., 1971, XIX-1 to 6, 1972.
- Schmidt, E. D. D. and Vedam, K., *J. Phys. Chem. Solids*, 27, 1563, 1966.
- Biegelsen, D. K., et al., *Phys. Rev. B*, 14, 3578, 1976.
- Helwege, K. H., *Landolt-Börnstein, New Series Group III*, Vol. II, Springer-Verlag, Berlin, 1979.
- Feldman, A., Waxler, R. M., and Horovitz, D., *J. Appl. Phys.*, 49, 2589, 1978.
- Dixon, R. W., *J. Appl. Phys.*, 38, 5149, 1967.
- Shabin, O. V., et al., *Sov. Phys. Sol. State (transl.)*, 13, 3141, 1972.
- Reintjes, J. and Schultz, M. B., *J. Appl. Phys.*, 39, 5254, 1968.
- Rivoallan, L. and Favre, F., *Opt. Commun.*, 8, 404, 1973.
- Rivoallan, L. and Favre, F., *Opt. Commun.*, 11, 296, 1974.
- Afanasev, I. I., et al., *Sov. J. Opt. Technol.*, 46, 663, 1979.
- Rand, S. C., et al., *Phys. Rev. B*, 19, 4205, 1979.
- Sipe, J. E., *Can J. Phys.*, 56, 199, 1978.
- Christyi, I. L., et al., *Sov. Phys. Sol. State (transl.)*, 17, 922, 1975.
- Narasimhamurty, T. S., *Curr. Sci. (India)*, 23, 149, 1954.
- Smith, T. M. and Korpel, A., *IEEE J. Quant. Electron.*, QE-1, 283, 1965.
- Narasimhamurty, T. S., *Proc. Ind. Acad. Sci.*, A40, 164, 1954.
- Rabman, A., *Bhagarantam Commem. Vol.*, Bangalore Print. and Publ., 173, 1969.
- Eppendahl, R., *Ann. Phys. (IV)*, 61, 591, 1920.
- Laurenti, J. P. and Rouzeyre, M., *J. Appl. Phys.*, 52, 6484, 1981.
- Sasaki, H., et al., *J. Appl. Phys.*, 47, 2046, 1976.
- Uchida, N. and Saito, S., *J. Appl. Phys.*, 43, 971, 1972.
- Waxler, R. M. and Farabaugh, E. M., *J. Res. Natl. Bur. Stand.*, A74, 215, 1970.
- Nelson, D. F., Lazay, P. D., and Lax, M., *Phys. Rev.*, B6, 3109, 1972.
- O'Brien, R. J., Rosasco, G. J., and Weber, A., *J. Opt. Soc. Am.*, 60, 716, 1970.
- Avakyants, L. P., et al., *Sov. Phys.*, 18, 1242, 1976.
- Sapriel, J., *Appl. Phys. Lett.*, 19, 533, 1971.
- Narasimhamurty, T. S., *J. Opt. Soc. Am.*, 59, 682, 1969.
- Zubrinov, I. I., et al., *Sov. Phys. Sol. State (transl.)*, 15, 1921, 1974.
- Kachalov, O. V. and Shpilko, I. O., *Sov. Phys. JETP (transl.)*, 35, 957, 1972.
- Narasimhamurty, T. S., et al., *J. Mater. Sci.*, 8, 577, 1973.
- Tada, K. and Kikuchi, K., *Jpn. J. Appl. Phys.*, 19, 1311, 1980.
- Aleksandrov, K. S., et al., *Sov. Phys. Sol. State (transl.)*, 19, 1090, 1977.
- Afanasev, I. I., et al., *Sov. Phys. Sol. State (transl.)*, 17, 2006, 1975.
- Silvestrova, I. M., et al., *Sov. Phys. Cryst. (transl.)*, 20, 649, 1975.
- Veerabhadra Rao, K. and Narasimhamurty, T. S., *J. Mater. Sci.*, 10, 1019, 1975.
- Venturini, E. L., et al., *J. Appl. Phys.*, 40, 1622, 1969.
- Vehida, N. and Ohmachi, Y., *J. Appl. Phys.*, 40, 4692, 1969.
- Grimsditch, M. H. and Ramdus, A. K., *Phys. Rev. B*, 22, 4094, 1980.
- Schinke, D. P. and Viehman, W., unpublished data.
- Coquin, G. A., et al., *J. Appl. Phys.*, 42, 2162, 1971.
- Vasquez, F., et al., *J. Phys. Chem. Solids*, 37, 451, 1976.
- Luspin, Y. and Hauret, G., *C.R.Ac. Sci. Paris*, B274, 995, 1972.
- Narasimhamurty, T. S., *Phys. Rev.*, 186, 945, 1969.
- Haussühl, S. and Weber, H. J., *Z. Kristall.*, 132, 266, 1970.
- Vedam, K., *Proc. Ind. Ac. Sci.*, A34, 161, 1951.
- Yano, T., Fukumoto, A., and Watanabe, A., *J. Appl. Phys.*, 42, 3674, 1971.
- Manenkov, A. A. and Ritus, A. I., *Sov. J. Quant. Electr.*, 8, 78, 1978.
- Eschler, H. and Weidinger, F., *J. Appl. Phys.*, 46, 65, 1975.

LINEAR ELECTRO-OPTIC COEFFICIENTS

Name	Formula	$\lambda/\mu\text{m}$	r_{41} pm/V		
Cubic ($\bar{4}3\text{m}$)					
Cuprous bromide	CuBr	0.525	0.85		
Cuprous chloride	CuCl	0.633	3.6		
Cuprous iodide	CuI	0.55	-5.0		
Eulytite (BSO)	$\text{Bi}_4\text{Si}_3\text{O}_{12}$	0.63	0.54		
Germanium eulytite (BGO)	$\text{Bi}_4\text{Ge}_3\text{O}_{12}$	0.63	1.0		
Gallium arsenide	GaAs	10.6	1.6		
Gallium phosphide	GaP	0.56	-1.07		
Hexamethylenetetramine	$\text{C}_6\text{H}_{12}\text{N}_4$	0.633	0.78		
Sphalerite	ZnS	0.65	2.1		
Zinc selenide	ZnSe	0.546	2.0		
Zinc telluride	ZnTe	3.41	4.2		
Cadmium telluride	CdTe	3.39	6.8		
Cubic (23)					
Ammonium chloride (77 K)	NH_4Cl	-	1.5		
Ammonium cadmium langbeinite	$(\text{NH}_4)_2\text{Cd}_2(\text{SO}_4)_3$	0.546	0.70		
Ammonium manganese langbeinite	$(\text{NH}_4)_2\text{Mn}_2(\text{SO}_4)_3$	0.546	0.53		
Thallium cadmium langbeinite	$\text{Tl}_2\text{Cd}_2(\text{SO}_4)_3$	0.546	0.37		
Potassium magnesium langbeinite	$\text{K}_2\text{Mg}_2(\text{SO}_4)_3$	0.546	0.40		
Bismuth monogermanate	$\text{Bi}_{12}\text{GeO}_{20}$	-	3.3		
Bismuth monosilicate	$\text{Bi}_{12}\text{SiO}_{20}$	-	3.3		
Sodium chlorate	NaClO_3	0.589	0.4		
Sodium uranyl acetate	$\text{NaUO}_2(\text{CH}_3\text{COO})_3$	0.546	0.87		
Trenhydrobromide	$\text{N}(\text{CH}_2\text{CH}_2\text{NH}_2)_3 \cdot 3\text{HBr}$	-	1.5		
Trenhydrochloride	$\text{N}(\text{CH}_2\text{CH}_2\text{NH}_2)_3 \cdot 3\text{HCl}$	-	1.7		
Tetragonal ($\bar{4}2\text{m}$)					
Ammonium dihydrogen phosphate (ADP)	$\text{NH}_4\text{H}_2\text{PO}_4$	148	24.5	-8.5	
Ammonium dideuterium phosphate (AD [*] P)	$\text{NH}_4\text{D}_2\text{PO}_4$	242	-	11.9	
Ammonium dihydrogen arsenate (ADA)	$\text{NH}_4\text{H}_2\text{AsO}_4$	-	-	9.2	
Cesium dihydrogen arsenate (CsDA)	CsH_2AsO_4	143	-	18.6	
Cesium dideuterium arsenate (CsD [*] A)	CsD_2AsO_4	212	-	36.6	
Potassium dihydrogen phosphate (KDP)	KH_2PO_4	123	8.6	-10.5	
Potassium dideuterium phosphate (KD [*] P)	KD_2PO_4	222	8.8	23.8	
Potassium dihydrogen arsenate (KDA)	KH_2AsO_4	97	12.5	10.9	
Potassium dideuterium arsenate (KD [*] A)	KD_2AsO_4	162	-	18.2	
Rubidium dihydrogen phosphate (RDP)	RbH_2PO_4	147	-	15.5	
Rubidium dihydrogen arsenate (RDA)	RbH_2AsO_4	110	-	13.0	
Rubidium dideuterium arsenate (RD [*] A)	RbD_2AsO_4	178	-	21.4	
Tetragonal (4mm)					
Barium titanate	BaTiO_3	406	8	28	-
Potassium lithium niobate	$\text{K}_3\text{Li}_2\text{Nb}_5\text{O}_{15}$	693	8.9	5.9	-
Lead titanate	PbTiO_3	765	13.8	5.9	-
Strontium barium niobate (SBN75)	$\text{Sr}_{0.75}\text{Ba}_{0.25}\text{Nb}_2\text{O}_6$	330	6.7	1340	42
Strontium barium niobate (SBN46)	$\text{Sr}_{0.46}\text{Ba}_{0.54}\text{Nb}_2\text{O}_6$	602	~180	35	-

Hexagonal (6mm)		Formula	r_{13} pm/V	r_{33} pm/V	r_{42} pm/V	r_{51} pm/V
Greenockite		CdS	3.1	2.9	2.0	3.7
Greenockite (const. strain)		CdS	1.1	2.4	–	–
Wurzite		ZnS	0.9	1.8	–	–
Zincite		ZnO	–1.4	+2.6	–	–

Hexagonal (6)		Formula	r_{13} pm/V	r_{33} pm/V	r_{42} pm/V	r_{51} pm/V
Lithium iodate		LiIO ₃	4.1	6.4	1.4	3.3
Lithium potassium sulfate		LiKSO ₄	$r_{13}-r_{33} = 1.6$	–	–	–

Trigonal (3m)		Formula	T_{tran} K	r_{13} pm/V	r_{22} pm/V	r_{33} pm/V	r_{42} pm/V
Cesium nitrate		CsNO ₃	425	–	0.43	–	–
Lithium niobate		LiNbO ₃	1483	8.6	7.0	30.8	28
Lithium tantalate		LiTaO ₃	890	8.4	–	30.5	–
Lithium sodium sulfate		LiNaSO ₄	–	–	<0.02	–	–
Tourmaline		–	–	–	0.3	–	–

Trigonal (32)		Formula	T_{tran} K	r_{11} pm/V	r_{41} pm/V
Cesium tartrate		Cs ₂ C ₄ H ₄ O ₆	–	1.0	–
Cinnabar		HgS	659	3.1	1.5
Potassium dithionate		K ₂ S ₂ O ₆	–	0.26	–
Strontium dithionate		SrS ₂ O ₆ ·4H ₂ O	–	0.1	–
Quartz		SiO ₂	1140	–0.47	0.2
Selenium		Se	398	2.5	–

Orthorhombic (222)		Formula	T_{tran} K	r_{41} pm/V	r_{52} pm/V	r_{63} pm/V
Ammonium oxalate		(NH ₄) ₂ C ₂ O ₄ ·4H ₂ O	–	230	330	250
Rochelle salt		KNaC ₄ H ₄ O ₆ ·4H ₂ O	$T_u = 297$ $T_l = 255$	–2.0	–1.7	+0.32

Orthorhombic (mm2)		Formula	T_{trans} K	r_{13} pm/V	r_{23} pm/V	r_{33} pm/V	r_{42} pm/V	r_{51} pm/V
Barium sodium niobate (BSN)		Ba ₂ NaNbO ₁₅	833	15	13	48	92	90
Potassium niobate		KNbO ₃	476	28	1.3	64	380	105

Monoclinic (2)		Formula	T_{trans} K	r_{22} pm/V	r_{32} pm/V
Calcium pyroniobate		Ca ₂ Nb ₂ O ₇	–	0.33	13.7
Triglycine sulfate (TGS)		(NH ₂ CH ₂ COOH) ₃ ·H ₂ SO ₄	322	7.2	13.6

References

1. Narasimhamurty, T. S., *Photoelastic and Electro-Optic Properties of Crystals*, Plenum Press, New York, 1981, pp. 405–407.
2. Weber, M. J., Ed., *CRC Handbook of Laser Science and Technology*, Vol. IV, CRC Press, Boca Raton, FL, 1986, pp. 258–278.

QUADRATIC ELECTRO-OPTIC COEFFICIENTS

Kerr Constants of Ferroelectric Crystals^{1,2}

Name	Formula	T_{tran} K	λ μm	g_{11} 10^{10} esu	g_{12} 10^{10} esu	$g_{11}-g_{12}$ 10^{10} esu	g_{44} 10^{10} esu
Barium titanate	BaTiO ₃	406	0.633	1.33	-0.11	1.44	
Strontium titanate	SrTiO ₃	-	0.633	-	-	1.56	-
Potassium tantalate niobate	KTa _{0.65} Nb _{0.35} O ₃	330	0.633	1.50	-0.42	1.92	1.63
Potassium tantalate	KTaO ₃	13	0.633	-	-	1.77	1.33
Lithium niobate	LiNbO ₃	1483	-	0.94	0.25	0.7	0.6
Lithium tantalate	LiTaO ₃	938	-	1.0	0.17	0.8	0.7
Barium sodium niobate (BSN)	Ba _{0.8} Na _{0.4} Nb ₂ O ₆	833	-	1.55	0.44	1.11	

Kerr Constants of Selected Liquids²

K is the Kerr constant at a wavelength of 589 nm and at room temperature; ϵ is the static dielectric constant; t_m is the melting point; and t_b is the normal boiling point

Name	Molecular formula	K 10^{-7} esu	ϵ	t_m °C	t_b °C
Carbon disulfide	CS ₂	+3.23	2.63	-111.5	+46.3
Acetone	C ₃ H ₆ O	+16.3	21.0	-94.8	+56.1
Methyl ethyl ketone	C ₄ H ₈ O	+13.6	18.56	-86.67	+79.6
Pyridine	C ₅ H ₅ N	+20.4	13.26	-42	+115.23
Ethyl cyanoacetate	C ₅ H ₇ NO ₂	+38.8	31.6	-22.5	205
<i>o</i> -Dichlorobenzene	C ₆ H ₄ Cl ₂	+42.6	10.12	-16.7	180
Benzenesulfonyl chloride	C ₆ H ₅ ClO ₂ S	+89.9	28.90	+14.5	247
Nitrobenzene	C ₆ H ₅ NO ₂	+326	35.6	+5.7	210.8
Ethyl 3-aminocrotonate	C ₆ H ₁₁ NO ₂	+31.0	-	+33.9	210
Paraldehyde	C ₆ H ₁₂ O ₃	-23.0	14.7	+12.6	124
			12.0 ^a		
Benzaldehyde	C ₇ H ₆ O	+80.8	17.85	-26	179.05
			14.1 ^a		
<i>p</i> -Chlorotoluene	C ₇ H ₇ Cl	+23.0	6.25	+7.5	162.4
<i>o</i> -Nitrotoluene	C ₇ H ₇ NO ₂	+174	26.26	-10	222.3
<i>m</i> -Nitrotoluene	C ₇ H ₇ NO ₂	+177	24.95	+15.5	232
<i>p</i> -Nitrotoluene	C ₇ H ₇ NO ₂	+222	22.2	+51.6	238.3
Benzyl alcohol	C ₇ H ₈ O	-15.4	11.92	-15.3	205.8
			10.8 ^a		
<i>m</i> -Cresol	C ₇ H ₈ O	+21.2	12.44	+11.8	202.27
			5.0 ^a		
<i>m</i> -Chloroacetophenone	C ₈ H ₇ ClO	+69.1			
Acetophenone	C ₈ H ₈ O	+66.6	17.44	+19.7	202.3
			15.8 ^a		
Quinoline	C ₉ H ₇ N	+15.0	9.16	-14.78	237.16
Ethyl salicylate	C ₉ H ₁₀ O ₃	+19.6	8.48	+1.3	231.5
Carvone	C ₁₀ H ₁₄ O	+23.6	11.2	<0	230
Ethyl benzoylacetate	C ₁₁ H ₁₂ O ₃	+16.0	13.50	<0	270
Water	H ₂ O	+4.0	80.10	0.00	100.0

^a Dielectric constant at radio frequencies (108–109 Hz).

References

1. Narasimhamurty, T. S., *Photoelastic and Electro-Optic Properties of Crystals*, Plenum Press, New York, 1981, p. 408.
2. Gray, D. E., Ed., *AIP Handbook of Physics*, McGraw Hill, New York, 1972, p. 6–241.

MAGNETO-OPTIC CONSTANTS

Verdet Constants of Non-Magnetic Crystals¹

V is the Verdet constant; n is the refractive index; and λ is the wavelength.

Material	T K	λ nm	n	V min/Oe cm
Al ₂ O ₃	300	546.1	1.771	0.0240
	300	589.3	1.768	0.0210
BaTaO ₃	403	427		0.95
	403	496		0.38
	403	620		0.18
	403	826		0.072
	300	442	2.077	0.289
Bi ₄ Ge ₃ O ₁₂	300	632.8	2.048	0.099
	300	1064	2.031	0.026
	300	589.3	2.417	0.0233
C (diamond)	300	589.3	2.417	0.0233
CaCO ₃	300	589.3	1.658	0.019
CaF ₂	300	589.3	1.434	0.0088
Cd _{0.55} Mn _{0.45} Te	300	632.8		6.87
CuCl	300	546.1	1.93	0.20
GaSe	298	632.8		0.80
KAl(SO ₄) ₂ ·12H ₂ O	300	589.3	1.456	0.0124
KBr	300	546.1	1.564	0.0500
	300	589.3	1.560	0.0425
KCl	300	589.3	1.490	0.0275
KI	300	546.1	1.673	0.083
	300	589.3	1.666	0.070
KTaO ₃	296	352		0.44
	296	413		0.19
	296	496		0.096
	296	620		0.051
	296	826		0.022
LaF ₃	300	325	1.639	0.054
	(H c)	300	442	1.615
	300	632.8	1.601	0.012
	300	1064	1.592	0.006
	300	589.3	1.718	0.021
	300	589.3	1.459	0.0128
MgAl ₂ O ₄	300	589.3	1.718	0.021
NH ₄ AlSO ₄ ·12H ₂ O	300	589.3	1.459	0.0128
NH ₄ Br	300	589.3	1.711	0.0504
NH ₄ Cl	300	546.1		0.0410
	300	589.3	1.643	0.0362
NaBr	300	546.1		0.0621
NaCl	300	546.1		0.0410
	300	589.3	1.544	0.0345
	300	546.1		0.0105
NaClO ₃	300	546.1		0.0105
	300	589.3	1.515	0.0081
NiSO ₄ ·6H ₂ O	297	546.1		0.0256
	297	589.3	1.511	0.0221
SiO ₂	300	546.1	1.546	0.0195
	300	589.3	1.544	0.0166
SrTiO ₃	298	413	2.627	0.78
	298	496		0.31
	298	620		0.14
	298	826		0.066
ZnS	300	546.1		0.287
	300	589.3	2.368	0.226
ZnSe	300	476	2.826	1.50
	300	496	2.759	1.04
	300	514	2.721	0.839
	300	587	2.627	0.529
	300	632.8	2.592	0.406

Verdet Constants of Rare-Earth Aluminum Garnets at Various Wavelengths¹

The absorption coefficient α for these materials ranges from 0.2 to 0.6 cm⁻¹ at 300 K.

Material	T/K	V in min/Oe cm							
		$\lambda = 405 \text{ nm}$	450 nm	480 nm	520 nm	546 nm	578 nm	635 nm	670 nm
Tb ₂ Al ₅ O ₁₂	300	-2.266	-1.565	-1.290	-1.039	-0.912	-0.787	-0.620	-0.542
	77		-102.16	-83.45	-3.425	-3.051	-2.603	-2.008	-1.815
	4.2				-64.80	-58.35	-53.77	48.39	-45.15
	1.45		-200.95	-172.52	-139.28	-125.07	-111.27	97.47	-93.42
Dy ₃ Al ₅ O ₁₂	300	-1.241	-0.942	-0.803	-0.667	-0.592	-0.518	-0.411	-0.359
Ho ₃ Al ₅ O ₁₂	300	-0.709	-0.320	-0.260	-0.335	-0.304	-0.299		-0.206
Er ₃ Al ₅ O ₁₂	300	-0.189	-0.240	-0.154	-0.162	-0.157	-0.145	-0.105	-0.089
Tm ₃ Al ₅ O ₁₂	300	+0.151	+0.103	+0.093	0.076	0.069	+0.059	+0.048	
Yb ₃ Al ₅ O ₁₂	298	0.287	0.215	0.186	0.140	0.133	0.116	0.094	
	77	0.718	0.540	0.481	0.393	0.342	0.302	0.239	

Verdet Constants for KDP-Type Crystals¹

Measurements refer to $T = 298 \text{ K}$ and $\lambda = 632.8 \text{ nm}$, with $k \parallel [001]$.

Material	V min/Oe cm
KH ₂ PO ₄ (KDP)	0.0124
KH _{0.3} D _{1.7} PO ₄ (KD*P)	0.145
NH ₄ H ₂ PO ₄ (ADP)	0.138
KH ₂ AsO ₄ (KDA)	0.238
KH _{0.1} D _{1.9} AsO ₄ (KD*A)	0.245
NH ₄ H ₂ AsO ₄ (ADH)	0.244

Verdet Constants of Gases²

Values refer to $T = 0^\circ\text{C}$ and $P = 101.325 \text{ kPa}$ (760 mmHg); n_D is the refractive index at a wavelength of 589 nm.

Gas	$(n_D - 1) \times 10^3$	$10^6 \times V$ min/Oe cm
He	0.036	+0.40
Ar	2.81	+9.36
H ₂		+6.29
N ₂	0.297	+6.46
O ₂	0.272	+5.69
Air	0.293	+6.27
Cl ₂	0.773	+31.9
HCl	0.447	+21.5
H ₂ S	0.63	+41.5
NH ₃	0.376	+19.0
CO	0.34	+11.0
CO ₂	0.45	+9.39
NO	0.297	-58
CH ₄	0.444	+17.4
<i>n</i> -C ₄ H ₁₀		+44.0

Verdet Constants of Liquids²

n_D is the refractive index at a wavelength of 589 nm and a temperature of 20°C, unless otherwise indicated. V is the Verdet constant.

Liquid	λ/nm	$t/^\circ\text{C}$	$10^2 \times V$ min/Oe cm	n_D
P	589	33	+13.3	
S	589	114	+8.1	1.929 (110°C)
H ₂ O	589	20	+1.309	1.3328
D ₂ O	589	19.7	+1.257	1.3384
H ₃ PO ₄	578	97.4	+1.35	
CS ₂	589	20	+4.255	1.6255
CCl ₄	578-589	25.1	+1.60	1.463 (15°C)
SbCl ₅	578	18	+7.45	1.601 (14°C)
TiCl ₄	578	17	-1.65	1.61
TiBr ₄	578	46	-5.3	
Methanol	589	18.7	+0.958	1.3289
Acetone	578-589	20.0	+1.116	1.3585
Toluene	578-589	15.0	+2.71	1.4950
Benzene	578-589	15.0	+3.00	1.5005
Chlorobenzene	589	15	+2.92	1.5246
Nitrobenzene	589	15	+2.17	1.5523
Bromoform	589	17.9	+3.13	1.5960

Verdet Constants of Rare Earth Paramagnetic Crystals¹

n is the refractive index, and V is the Verdet constant at the wavelength and temperature indicated.

Rare Earth	Host	T/K	λ/nm	n	V min/Oe cm
Ce ³⁺ (30%)	CaF ₂	300	325	1.516	-0.956
		300	442	1.502	-0.297
		300	633	1.494	-0.111
		300	1064	1.489	-0.035
Ce ³⁺	CeF ₃	300	442	1.613	-1.05
		300	633	1.598	-0.406
		77	633		-1.418
Pr ³⁺ (5%)	CaF ₂	300	1064	1.589	-0.113
		300	266	1.471	-0.172
		300	325	1.461	-0.0818
		300	442	1.451	-0.0089
Nd ³⁺ (2.9%)	CaF ₂	300	633	1.445	-0.0168
		300	1064	1.441	-0.0045
		4.2	426		-0.19
		300	442	1.60	-0.553
Nd ³⁺	NdF ₃	290	633	1.59	-0.209
		77	633		-0.755
		300	1064	1.58	-0.097
Eu ³⁺ (3%)	CaF ₂	4.2	430		29
		4.2	440		22
Eu ²⁺	EuF ₂	300	450		-4.5
		300	500		-2.6
		300	550		-1.6
		300	600		-1.1
		300	650		-0.8
Tb ³⁺	KTb ₃ F ₁₀	300	1064		-0.19
		300	325	1.531	-2.174
		300	442	1.518	-0.933
		300	633	1.510	-0.386
Tb ³⁺	LiTbF ₄	77	633		-1.94
		300	1064	1.505	-0.114
		300	325	1.493	-1.9
		300	442	1.481	-0.98
Tb ³⁺	Tb ₃ Ga ₅ O ₁₂	300	633	1.473	-0.44
		300	1064	1.469	-0.13
		300	500	1.989	-0.749
		300	570	1.981	-0.581
Tb ³⁺	Tb ₃ Ga ₅ O ₁₂	300	633	1.976	-0.461
		300	830	1.967	-0.21
		300	1060	1.954	-0.12

Verdet Constants of Paramagnetic Glasses¹

The Verdet constant V is given at room temperature for the wavelengths indicated.

Rare earth phosphate glasses of composition $R_2O_3 \cdot xP_2O_5$, where x is given in the second column

R	x	Verdet constant V in min/Oe cm									
		$\lambda = 405$ nm	$\lambda = 436$ nm	$\lambda = 480$ nm	$\lambda = 500$ nm	$\lambda = 520$ nm	$\lambda = 546$ nm	$\lambda = 578$ nm	$\lambda = 600$ nm	$\lambda = 635$ nm	$\lambda = 670$ nm
La		0.037	0.030	0.024	0.022	0.020	0.018	0.015	-0.014	0.013	-
Ce	2.67	-0.672	0.510	-0.366	-0.326	-0.287	-0.253	-0.217	-0.197	-0.173	-0.150
Pr	3.09	-0.447	-0.332	-0.283	-0.261	-0.236	-0.208	-0.182	-0.170	-0.150	-0.132
Nd	2.92	-0.250	-0.209	-0.167	-0.155	-0.136	-0.134	-0.094	-0.080	-0.080	-0.071
Sm	2.87	0.026	0.024	0.020	0.020	0.017	0.015	0.014	0.012	0.011	0.010
Eu	2.93	-0.025	-0.017	-0.010	-0.006	-0.006	-0.005	-0.004	-0.003	-0.002	-0.002
Gd	3.01	0.018	0.015	0.014	0.012	0.012	0.011	0.011	0.010	0.009	0.009
Tb	2.94	-0.560	-0.458	-0.357	-0.323	-0.295	-0.261	-0.226	-0.206	-0.190	-0.164
Dy	2.51	-0.540	-0.453	-0.359	-0.331	-0.301	0.268	-0.237	-0.217	-0.197	-0.173
Ho	2.94	-0.299	-0.313	-0.156	-0.153	-0.138	-0.138	-0.119	-0.110	-0.098	-0.084
Er	3.01	-0.139	-0.121	-0.100	-0.111	-0.095	-0.062	-0.060	-0.057	-0.051	-0.044
Tm	2.79	0.019	0.013	0.012	0.009	0.008	0.006	0.005	0.004	0.004	0.007
Yb	3.01	0.087	0.072	0.056	0.050	0.045	0.041	0.036	0.032	0.029	0.024

The following are rare earth borate glasses with composition:

for La and Pr: $R_2O_3 \cdot xP_2O_5$; for Tb-Pr and Dy-Pr: $R_2O_3 \cdot xB_2O_3$; and for other elements: $R_2O_3 \cdot 0.85La_2O_3 \cdot xB_2O_3$.

La	3.04	0.043	0.036	0.029	0.026	0.023	0.022	0.019	0.018	0.016	0.014
Pr-La	5.44	-0.380	-0.307	-0.230	-0.220	-0.201	-0.178	-0.153	-0.146	-0.128	-0.110
Nd-La	5.41	-0.180	-0.147	-0.120	-0.111	-0.096	-0.094	-0.100	-0.059	-0.056	-0.046
Sm-La	4.97	0.032	0.030	0.025	0.024	0.022	0.019	0.017	0.016	0.014	0.012
Eu-La	4.69	-0.081	-0.060	-0.038	-0.033	-0.029	-0.024	0.019	-0.016	0.014	-0.012
Gd-La	4.71	0.032	0.026	0.024	0.022	0.021	0.020	0.018	0.017	0.015	0.013
Tb-La	4.73	-0.512	-0.419	-0.319	-0.288	-0.262	-0.234	-0.205	-0.186	-0.167	-0.142
Dy-La	4.88	-0.436	-0.361	-0.299	-0.273	-0.246	-0.220	-0.193	-0.177	-0.159	-0.138
Ho-La	4.36	-0.269	-0.252	-0.123	-0.131	-0.112	-0.128	-0.104	-0.096	-	-0.074
Er-La	4.50	-0.093	-0.078	-0.068	-0.082	-	-0.045	-0.042	-0.040	-0.035	-0.034
Tm-La	4.75	0.060	0.046	0.039	0.034	0.031	0.026	0.023	0.021	0.018	0.016
Yb-La	8.58	0.115	0.094	0.073	0.066	0.060	0.054	0.046	0.043	0.037	0.033
Tb-Pr	4.99	-0.940	-0.786	-0.560	-0.536	-0.489	-0.436	-0.380	-0.348	-0.306	-0.265
Dy-Pr	4.63	-0.850	-	-	-0.497	-0.465	-0.413	-0.358	-0.332	-0.290	-0.252
Pr	2.56	-0.843	-0.646	-0.471	-0.480	-0.432	-0.390	-0.334	-0.317	-0.271	-0.243

Verdet Constants of Diamagnetic Glasses¹

The Verdet constant V is given at room temperature for the wavelengths indicated.

Glass type	Composition (wt. %)	Verdet constant V in min/Oe cm			
		$\lambda = 325$ nm	$\lambda = 442$ nm	$\lambda = 633$ nm	$\lambda = 1064$ nm
SiO ₂	100% SiO ₂			0.013	
B ₂ O ₃	100% B ₂ O ₃			0.010	
CdO	47.5% CdO, 52.5% P ₂ O ₅	0.079	0.033	0.022	
ZnO	36.4% ZnO, 63.6% P ₂ O ₅	0.072	0.044	0.020	
TeO ₂	88.9% TeO ₂ , 11.1% P ₂ O ₅		0.196	0.076	0.022
ZrF ₄	63.1% ZrF ₄ , 14.9% BaF ₂ , 7.2% LaF ₃ , 1.9% AlF ₃ , 9.1% PbF ₂ , 3.8% LiF			0.011	

		$\lambda = 700 \text{ nm}$	$\lambda = 853 \text{ nm}$	$\lambda = 1060 \text{ nm}$
Bi ₂ O ₃	95% Bi ₂ O ₃ , 5% B ₂ O ₃	0.086	0.051	0.033
PbO	95% PbO, 5% B ₂ O ₃	0.093	0.061	0.031
	82% PbO, 18% SiO ₂	0.077	0.045	0.027
	50% PbO, 15% K ₂ O, 35% SiO ₂	0.032	0.020	0.011
Tl ₂ O	95% Tl ₂ O, 5% B ₂ O ₃	0.092	0.061	0.032
	82% Tl ₂ O, 18% SiO ₂	0.100	0.067	0.043
	50% Tl ₂ O, 15% K ₂ O, 35% SiO ₂	0.036	0.022	0.012
SnO	76% SnO, 13% B ₂ O ₃ , 11% SiO ₂	0.071	0.046	0.026
TeO ₃	75% TeO ₂ , 25% Sb ₂ O ₃	0.076	0.052	0.032
	80% TeO ₂ , 20% ZnCl ₂	0.073	0.046	0.025
	84% TeO ₂ , 16% BaO	0.056	0.041	0.029
	70% TeO ₂ , 30% WO ₃	0.052	0.035	0.022
Sb ₂ O ₃	20% TeO ₂ , 80% PbO	0.128	0.075	0.048
	25% Sb ₂ O ₃ , 75% TeO ₂	0.076	0.050	0.032
	75% Sb ₂ O ₃ , 75% Cs ₂ O, 5% Al ₂ O ₃	0.074	0.044	0.025
	75% Sb ₂ O ₃ , 10% Cs ₂ O, 10% Rb ₂ O, 5% Al ₂ O ₃	0.078	0.052	0.030

Verdet Constants of Commercial Glasses¹

This table gives the density, ρ , refractive index at 589 nm, n_D , and Verdet constant, V , for the wavelengths indicated; the data refer to room temperature.

Glass type	ρ g/cm ³	n_D	V in min/Oe cm				
			$\lambda = 365.0 \text{ nm}$	$\lambda = 404.7 \text{ nm}$	$\lambda = 435.8 \text{ nm}$	$\lambda = 546.1 \text{ nm}$	$\lambda = 578.0 \text{ nm}$
BSC	2.49	1.5096	0.0499	0.0392	0.0333	0.02034	0.01798
HC	2.53	1.5189	0.0561	0.0440	0.0372	0.0225	0.01995
LBC	2.87	1.5406	0.0609	0.0477	0.0403	0.0245	0.0216
LF	3.23	1.5785	0.1143	0.0850	0.0693	0.0394	0.0344
BLF	3.48	1.6047	0.1112	0.0832	0.0685	0.0393	0.0344
DBC	3.56	1.6122	0.0662	0.0517	0.0435	0.0261	0.0231
DF	3.63	1.6203	0.1473	0.1076	0.0872	0.0485	0.0423
EDF	3.9	1.6533	0.1725	0.1248	0.1007	0.0556	0.0483

The composition of the glasses in weight percent is:

Glass type	SiO ₂	B ₂ O ₃	K ₂ O	CaO	Al ₂ O ₃	As ₂ O ₃	Na ₂ O	BaO	ZnO	PbO
BSC	69.6	6.7	20.5	2.9	0.3	0.1	—	—	—	—
HC	72.0	—	10.1	11.4	0.3	0.2	6.1	—	—	—
LBC	57.1	1.8	13.7	0.3	0.2	0.1	—	26.9	—	—
LF	52.5	—	9.5	0.3	0.2	0.1	—	—	—	37.6
BLF	45.2	—	7.8	—	—	0.4	—	16.0	8.3	22.2
DBC	36.2	7.7	0.2	0.2	3.5	0.7	—	44.6	6.7	—
DF	46.3	—	1.1	0.3	0.2	0.1	5.0	—	—	47.0
EDF	40.6	—	7.5	0.2	0.2	0.2	0.1	—	—	51.5

References

1. Weber, M. J., *CRC Handbook of Laser Science and Technology*, Vol. IV, Part 2, CRC Press, Boca Raton, FL, 1988, pp. 299–310.
2. Gray, D. E., Ed., *American Institute of Physics Handbook*, Third edition, McGraw Hill, New York, 1972, p. 6–230.

FARADAY ROTATION

Ferro-, Ferri-, and Antiferromagnetic Solids

Material	T_c K	$4\pi M_s$ gauss	F deg/cm	α cm^{-1}	$2F/\alpha$ deg	T K	λ nm
Fe	1043	21,800	4.4×10^5	6.5×10^5	1.4	300	500
			6.5×10^5	5.0×10^5	2.6	300	1000
			7×10^5	4.2×10^5	3.3	300	1500
			7×10^5	3.5×10^5	4.0	300	2000
Co	1390	18,200	2.9×10^5	—	—	300	500
			5.5×10^5	6.1×10^5	1.8	300	1000
			5.5×10^5	4.5×10^5	2.4	300	1500
			5.5×10^5	3.6×10^5	2.7	300	2000
Ni	633	6,400	0.8×10^5	—	—	300	500
			2.6×10^5	5.8×10^5	0.9	300	1000
			1.5×10^5	4.8×10^5	0.6	300	1500
			1×10^5	4.1×10^5	0.25	300	2000
Permalloy (Ni/Fe = 82/18)	803	10,700	1.2×10^5	6×10^5	0.4	300	500
Ni/Fe = 100/0		6,000	1.2×10^5	7.05×10^5	0.34	300	632.8
Ni/Fe = 80/20		10,800	2.2×10^5	7.10×10^5	0.62	300	632.8
Ni/Fe = 60/40		14,900	2.9×10^5	7.54×10^5	0.77	300	632.8
Ni/Fe = 40/60		14,400	2.2×10^5	8.17×10^5	0.54	300	632.8
Ni/Fe = 20/80		19,400	3.3×10^5	8.10×10^5	0.81	300	632.8
Ni/Fe = 0/100	639	21,600	3.5×10^5	8.13×10^5	0.86	300	632.8
MnBi		7,700	4.2×10^5	6.1×10^5	1.4	300	450
			7.5×10^5	4.2×10^5	3.6	300	900
MnAs	313	—	0.44×10^5	5.0×10^5	0.174	300	500
			0.62×10^5	4.4×10^5	0.28	300	900
CrTe	334	1015	0.5×10^5	2.0×10^5	0.5	300	550
			0.4×10^5	1.2×10^5	0.7	300	900
FeRh	333	—	0.9×10^5	3.3×10^5	0.56	348	700
Y ₃ Fe ₅ O ₁₂ (YIG)	560	2500	2400	1500	3.2	300	555
			1250	1400	1.8	300	625
			750	450	3.3	300	770
			175	<0.06	> 3×10^3	300	5000 to 1500
Gd ₃ Fe ₅ O ₁₂ (GdIG)	$T_n = 564$ $T = 286$	7300	-2000	6000	0.6	300	500
			-1050	900	2.3	300	600
			-300	100	6.0	300	800
			-80	70	2.3	300	1000
NiFe ₂ O ₄	858	3350	2.0×10^4	5.9×10^4	0.7	300	286
			-1.0×10^4	10×10^4	0.2	300	500
			-120	38	6	300	1500
			+75	15	10	300	3000
			+110	32	7	300	5000
CoFe ₂ O ₄	793	4930	2.75×10^4	12×10^4	0.5	300	286
			3.6×10^4	17×10^4	0.4	300	400
			-2.5×10^4	6×10^4	0.8	300	660
MgFe ₂ O ₄	593-713°	1450°	-60	100	1	300	2500
			0	12	0	300	4000
			+35	6	11	300	6000
Li _{0.5} Fe _{2.5} O ₄	863-953° to 3900	3240°	-440	150	6	300	1500
			+10	85	0.2	300	3000
			+110	44	5	300	5000
			+135	80	3	300	7000
BaFe ₁₂ O ₁₉	723	—	-50	-38	3	300	2000
			+75	20	7.5	300	3000
			+150	20	15	300	5000
			+165	22	15	300	7000
Ba ₂ Zn ₂ Fe ₁₂ O ₁₉	—	—	90	120	1.5	300	5000

Material	T_c K	$4 \pi M_s$ gauss	F deg/cm	α cm ⁻¹	$2F/\alpha$ deg	T K	λ nm
RbNiF ₃	220	1250	75	65	2.0	300	7000
			360	35	20	77	450 ^a
			70	10	14	77	600 ^a
			310	70	9	77	800 ^a
			75	25	6	77	1000 ^a
RbNi _{0.75} Co _{0.25} F ₃	109	–	180	9	40	77	600 ^b
RbFeF ₃	102	–	3400	7	900	82	300 ^c
			1600	3	1100	82	400 ^c
			620	1.5	830	82	600 ^c
			300	2.5	240	82	800 ^c
FeF ₃	365	40 at 300 K	670	14	95	300	349 ^d
			180	4.4	82	300	522.5 ^d
CrCl ₃	16.8	3880	2000	200	20	1.5	410
			–500	300	3	1.5	450
			–1000	70	30	1.5	590
CrBr ₃	32.5	3390	3×10^5	3×10^3	200	1.5	478
			1.6×10^5	1.4×10^4	23	1.5	500
CrI ₃	68	2690	1.1×10^5	6.3×10^3	35	1.5	970
			0.8×10^5	3×10^3	53	1.5	1000
FeBO ₃	348	115 at 300 K	3200	140	45	300	500
			450	38	24	300	700
EuO	69	23700	-1.0×10^5	0.5×10^4	40	5	1100
			5×10^5	9.7×10^4	10	5	700
			0.5×10^5	7.8×10^4	1.3	5	500
			3×10^4	>0.5	~105	20	2500
			660	>1.0	1300	20	10600
EuS	16.3	–	-1.6×10^5	0	–	6	825
			-9.6×10^5	3.3×10^4	58	6	690
			$+5.5 \times 10^5$	1.2×10^5	9.2	6	563
EuSe	7.0	13,200	1.45×10^5	80	3600	4.2	750
			0.95×10^5	60	3170	4.2	800

^a Measured along the C-axis (magnetic hard axis).

^b Measured along the C-axis (magnetic easy axis).

^c Measured along the C-axis ([100]-direction at room temperature).

^d Strong natural birefringence interferes with the Faraday effect.

^e Depends on heat treatment.

Reference

1. Weber, M. J., Ed., *CRC Handbook of Laser Science and Technology*, Vol. IV, Part 2, CRC Press, Boca Raton, FL, 1988, pp. 288–296.

NONLINEAR OPTICAL CONSTANTS

H. P. R. Frederikse

The relation between the polarization density P of a dielectric medium and the electric field E is linear when E is small, but becomes nonlinear as E acquires values comparable with interatomic electric fields (10^5 to 10^8 V/cm). Under these conditions the relation between P and E can be expanded in a Taylor's series

$$P = \epsilon_0 \chi^{(1)} E + 2\chi^{(2)} E^2 + 4\chi^{(3)} E^3 + \dots \quad (1)$$

where ϵ_0 is the permittivity of free space, while $\chi^{(1)}$ is the linear and $\chi^{(2)}$, $\chi^{(3)}$ etc. the nonlinear optical susceptibilities.

If we consider two optical fields, the first $E_j^{\omega_1}$ (along the j -direction at frequency ω_1) and the second $E_k^{\omega_2}$ (along the k -direction at frequency ω_2) one can write the second term of the Taylor's series as follows

$$P_i(\omega_1, \omega_2) = 2\chi_{ijk}^{\omega_3=\omega_1 \pm \omega_2} E_j^{\omega_1} E_k^{\omega_2}$$

When $\omega_1 \neq \omega_2$ the (parametric) mixing of the two fields gives rise to two new polarizations at the frequencies $\omega_3 = \omega_1 + \omega_2$ and $\omega_3' = \omega_1 - \omega_2$. When the two frequencies are equal, $\omega_1 = \omega_2 = \omega$, the result is Second Harmonic Generation (SHG): $\chi_{ijk}(2\omega, \omega, \omega)$, while equal and opposite frequencies, $\omega_1 = \omega$ and $\omega_2 = -\omega$ leads to Optical Rectification (OR): $\chi_{ijk}(0, \omega, -\omega)$. In the SHG case the following convention is adopted: the second order nonlinear coefficient d is equal to one half of the second order nonlinear susceptibility

$$d_{ijk} = 1/2\chi^{(2)}$$

Because of the symmetry of the indices j and k one can replace these two by a single index (subscript) m . Consequently the notation for the SHG nonlinear coefficient in reduced form is d_{im} where m takes the values 1 to 6. Only noncentrosymmetric crystals can possess a nonvanishing d_{ijk} tensor (third rank). The unit of the SHG coefficients is m/V (in the MKSQ/SI system).

In centrosymmetric media the dominant nonlinearity is of the third order. This effect is represented by the third term in the Taylor's series (Equation 1); it is the result of the interaction of a number of optical fields (one to three) producing a new frequency $\omega_4 = \omega_1 + \omega_2 + \omega_3$. The third order polarization is given by

$$P_j(\omega_1, \omega_2, \omega_3) = g_4 \chi_{jklm} E_k^{\omega_1} E_l^{\omega_2} E_m^{\omega_3}$$

Third Harmonic Generation (THG) is achieved when $\omega_1 = \omega_2 = \omega_3 = \omega$. In this case the constant $g_4 = 1/4$. The third order nonlinear coefficient C is related to the third order susceptibility as follows:

$$C_{jklm} = 1/4\chi_{jklm}$$

This coefficient is a fourth rank tensor. In the THG case the matrices must be invariant under permutation of the indices k, l , and m ; as a result the notation for the third order nonlinear coefficient can be simplified to C_{jm} . The unit of C_{jm} is $m^2 \cdot V^{-2}$ (in the MKSQ/SI system).

Applications of second order nonlinear optical materials include the generation of higher (up to sixth) optical harmonics, the mixing of monochromatic waves to generate sum or difference frequencies (frequency conversion), the use of two monochromatic waves to amplify a third wave (parametric amplification) and the addition of feedback to such an amplifier to create an oscillation (parametric oscillation).

Third order nonlinear optical materials are used for THG, self-focusing, four wave mixing, optical amplification, and optical conjugation. Many of these effects – as well as the variation and modulation of optical propagation caused by mechanical, electric, and magnetic fields (see the preceding table on "Elasto-Optic, Electro-Optic, and Magneto-Optic Constants") are used in the areas of optical communication, optical computing, and optical imaging.

References

1. *Handbook of Laser Science and Technology*, Vol. 111, Part 1; Weber, M. J. Ed., CRC Press, Boca Raton, FL, 1986.
2. Dmitriev, V.G., Gurzadyan, G.G., and Nikogosyan, D., *Handbook of Nonlinear Optical Crystals*, Springer-Verlag, Berlin, 1991.
3. Shen, Y.R., *The Principles of Nonlinear Optics*, John Wiley, New York, 1984.
4. Yariv, A., *Quantum Electronics*, 3rd edition, John Wiley, New York, 1988.
5. Bloembergen, N., *Nonlinear Optics*, W.A. Benjamin, New York, 1965.
6. Zernike F. and Midwinter, J.E., *Applied Nonlinear Optics*, John Wiley, New York, 1973.
7. Hopf, F.A. and Stegeman, G.I., *Applied Classical Electrodynamics*, Volume 2: Nonlinear Optics, John Wiley, New York, 1986.
8. *Nonlinear Optical Properties of Organic Molecules and Crystals*, Chemla, D. S., and Zyss, J., Eds., Academic Press, Orlando, FL, 1987.
9. *Optical Phase Conjugation*, Fisher, R. A., Ed., Academic Press, New York, 1983.
10. Zyss, J., *Molecular Nonlinear Optics: Materials, Devices and Physics*, Academic Press, Boston, 1994.
11. Nonlinear Optics, 5 articles in *Physics Today*, (*Am. Inst. of Phys.*), Vol. 47, No. 5, May, 1994.

Selected SHG Coefficients of NLO Crystals*

Material	Symmetry class	$d_{im} \times 10^{12}$ m/V	λ μm	Material	Symmetry class	$d_{im} \times 10^{12}$ m/V	λ μm
GaAs	$\bar{4}3m$	$d_{14} = 134.1 \pm 42$	10.6	AgGaSe ₂	$\bar{4}2m$	$d_{36} = 37.4 \pm 6.0$	10.6
GaP	$\bar{4}3m$	$d_{14} = 71.8 \pm 12.3$	1.058	(NH ₂) ₂ CO (urea)	$\bar{4}2m$	$d_{36} = 1.3$	1.06
InAs	$\bar{4}3m$	$d_{14} = 364 \pm 47$	1.058	AlPO ₄	32	$d_{11} = 0.35 \pm 0.03$	1.058
ZnSe	$\bar{4}3m$	$d_{14} = 210$	10.6	Se	32	$d_{11} = 97 \pm 25$	10.6
β -ZnS	$\bar{4}3m$	$d_{14} = 78.4 \pm 29.3$	10.6	Te	32	$d_{11} = 650 \pm 30$	10.6
ZnTe	$\bar{4}3m$	$d_{14} = 26.6 \pm 1.7$	1.058	SiO ₂ (quartz)	32	$d_{11} = 0.335$	1.064
CdTe	$\bar{4}3m$	$d_{14} = 30.6 \pm 8.4$	10.6	HgS	32	$d_{11} = 50.3 \pm 17$	10.6
Bi ₄ GeO ₁₂	$\bar{4}3m$	$d_{36} = 20.7 \pm 1.3$	1.058	(C ₆ H ₅ CO) ₂ [benzil]	32	$d_{11} = 3.6 \pm 0.5$	1.064
N ₄ (CH ₂) ₆ (hexamine)	$\bar{4}3m$	$d_{14} = 92.2 \pm 33.5$	10.6	β -BaB ₂ O ₄ [BBO]	3 m	$d_{22} = 2.22 \pm 0.09$	1.06
LiI O ₃	6	$d_{14} = 83.2 \pm 8.4$	1.058	LiNbO ₃	3 m	$d_{31} = 0.16 \pm 0.08$	1.06
ZnO	6 mm	$d_{36} = 89.6 \pm 5.7$	1.058	LiTaO ₃	3 m	$d_{33} = 34.4$	1.06
α -ZnS	6 mm	$d_{31} = 167.6 \pm 63$	10.6	Ag ₃ AsS ₃ [proustite]	3 m	$d_{31} = -5.95$	1.06
CdS	6 mm	$d_{14} = 1.28$	1.064	Ag ₃ SbS ₃ [pyrargirite]	3m	$d_{22} = 2.76$	1.06
CdSe	6 mm	$d_{33} = 4.1$	1.06	α -HIO ₃	222	$d_{33} = -16.4 \pm 2$	1.058
BaTiO ₃	4 mm	$d_{31} = -7.02$	1.06	NO ₂ · CH ₃ NOC ₅ H ₄ · (POM)	222	$d_{31} = -1.07 \pm 0.2$	1.058
PbTiO ₃	4 mm	$d_{31} = -5.53 \pm 0.3$	1.064	Ba ₂ NaNb ₅ O ₁₅ [Banana]	mm 2	$d_{22} = +1.76 \pm 0.2$	1.058
K ₃ Li ₂ Nb ₅ O ₁₅	4 mm	$d_{33} = -5.86 \pm 0.16$	1.058	C ₆ H ₄ (NO ₂) ₂ [MDB]	mm 2	$d_{31} = 11.3 \pm 2.5$	10.6
K _{0.8} Na _{0.2} Ba ₂ Nb ₅ O ₁₅	4 mm	$d_{31} = 1.76 \pm 0.16$	1.058	Gd ₂ (MoO ₄) ₃	mm 2	$d_{22} = 18.0 \pm 2.5$	10.6
SrBaNb ₅ O ₁₅	4 mm	$d_{15} = 1.93 \pm 0.16$	1.058	KNbO ₃	mm 2	$d_{31} = 12.6 \pm 4$	10.6
NH ₄ H ₂ PO ₄ (ADP)	$\bar{4}2m$	$d_{33} = 37.3 \pm 12.6$	10.6	KTiOPO ₄ [KTP]	mm 2	$d_{22} = 13.4 \pm 4$	10.6
KH ₂ PO ₄ (KDP)	$\bar{4}2m$	$d_{31} = -18.9 \pm 6.3$	10.6	NO ₂ C ₆ H ₄ · NH ₂ [mNA]	mm 2	$d_{31} = 5.15 \pm 0.16$	1.064
KD ₂ PO ₄ (KD*P)	$\bar{4}2m$	$d_{15} = 21.37 \pm 8.4$	10.6	C ₁₀ H ₁₂ N ₃ O ₆ [MAP]	2	$d_{36} = 6.4 \pm 1.0$	1.064
KH ₂ AsO ₄ (KDA)	$\bar{4}2m$	$d_{33} = 25.8 \pm 1.6$	1.058	(NH ₂ CH ₂ COOH) ₃ H ₂ SO ₄ [TGS]	2	$d_{33} = -17.6 \pm 1.28$	1.064
CdGeAs ₂	$\bar{4}2m$	$d_{31} = -13.1 \pm 0.8$	1.058			$d_{31} = -12.8 \pm 1.28$	1.064
AgGaS ₂	$\bar{4}2m$	$d_{15} = 14.4 \pm 0.8$	1.058			$d_{31} = -12.8 \pm 1.03$	1.064
		$d_{33} = 54.5 \pm 12.6$	10.6			$d_{32} = +11.34 \pm 1.03$	1.064
		$d_{31} = -26.8 \pm 2.7$	10.6			$d_{31} = -12.88 \pm 1.03$	1.064
		$d_{33} = 6.8 \pm 1.0$	1.064			$d_{32} = +13.7$	1.06
		$d_{31} = 15.7 \pm 1.8$	1.064			$d_{32} = \pm 5.0$	1.06
		$d_{15} = 17.0 \pm 1.8$	1.064			$d_{31} = \pm 6.5$	1.06
		$d_{33} = 7.5 \pm 1.2$	1.064			$d_{33} = 13.12 \pm 1.28$	1.064
		$d_{31} = 37.6 \pm 5.6$	1.064			$d_{32} = 1.02 \pm 0.22$	1.064
		$d_{15} = 33.3 \pm 5$	1.064			$d_{31} = 12.48 \pm 1.28$	1.064
		$d_{33} = 11.2 \pm 1.6$	1.064			$d_{23} = 10.67 \pm 1.3$	1.064
		$d_{31} = 6.18 \pm 1.28$	1.064			$d_{22} = 11.7 \pm 1.3$	1.064
		$d_{15} = 5.45 \pm 0.54$	1.064			$d_{21} = 2.35 \pm 0.5$	1.064
		$d_{31} = 13.6 \pm 1.6$	1.064			$d_{25} = -0.35 \pm 0.3$	1.064
		$d_{33} = 11.3 \pm 3.3$	1.064			$d_{23} = 0.32$	0.694
		$d_{31} = 4.31 \pm 1.32$	1.064				
		$d_{15} = 5.98 \pm 2$	1.064				
		$d_{36} = 0.53$	1.064				
		$d_{36} = 0.85$	0.694				
		$d_{36} = 0.44$	1.064				
		$d_{36} = 0.47 \pm 0.07$	0.694				
		$d_{36} = 0.38 \pm 0.016$	1.058				
		$d_{36} = 0.34 \pm 0.06$	0.694				
		$d_{14} = 0.37$	1.058				
		$d_{36} = 0.43 \pm 0.025$	1.06				
		$d_{36} = 0.39 \pm 0.4$	0.694				
		$d_{36} = 351 \pm 105$	10.6				
		$d_{36} = 18 \pm 2.7$	10.6				

* These data are taken from References 1 and 2.

Selected THG Coefficients of Some NLO Materials*

Material	NLO process	$C_m \times 10^{20}$ m^2/V^{-2}	λ μm
$NH_4H_2PO_4$ [ADP]	$(-3\omega, \omega, \omega, \omega)$	$C_{11} = 0.0104$	1.06
		$C_{18} = 0.0098$	1.06
C_6H_6 [benzene]	$(-3\omega, \omega, \omega, \omega)$	$C_{11} = 0.0184 \pm 0.0042$	1.89
$CdGeAs_2$	$(-3\omega, \omega, \omega, \omega)$	$C_{11} = 182 \pm 84$	10.6
p-type: $5 \times 10^{16} \text{ cm}^{-3}$		$C_{16} = 175$	10.6
		$C_{18} = -35$	10.6
$C_{40}H_{56}$ [β -carotene]	$(-3\omega, \omega, \omega, \omega)$	$C_{11} = 0.263 \pm 0.08$	1.89
GaAs high-resistivity	$(-3\omega, \omega, \omega, -\omega)$	$C_{11} = 62 \pm 31$	1.06
Ge	$(-3\omega, \omega, \omega, -\omega)$	$C_{11} = 23.5 \pm 12$	1.06
$LiIO_3$	$(-3\omega, \omega, \omega, -\omega)$	$C_{12} = 0.2285$	1.06
		$C_{35} = 6.66 \pm 1$	1.06
KBr	$(-3\omega, \omega, \omega, -\omega)$	$C_{11} = 0.0392$	1.06
		$C_{18}/C_{11} = 0.3667$	1.06
KCl	$(-3\omega, \omega, \omega, -\omega)$	$C_{11} = 0.0168$	1.06
		$C_{18}/C_{11} = 0.28$	1.06
KH_2PO_4 [KDP]	$(-3\omega, \omega, \omega, -\omega)$	$C_{11} - 3C_{18} = 0.04$	1.06
Si p-type: 10^{14} cm^{-3}	$(-3\omega, \omega, \omega, -\omega)$	$C_{11} = 82.8 \pm 25$	1.06
NaCl	$(-3\omega, \omega, \omega, -\omega)$	$C_{11} = 0.0168$	1.06
		$C_{18}/C_{11} = 0.4133$	1.06
NaF	$(-3\omega, \omega, \omega, -\omega)$	$C_{11} = 0.0035$	1.06

* These data are taken from Reference 1.

PHASE DIAGRAMS

H. P. R. Frederikse

A phase is a structurally homogeneous portion of matter. Regardless of the number of chemical constituents of a gas, there is only one vapor phase. This is true also for the liquid form of a pure substance, although a mixture of several liquid substances may exist as one or several phases, depending on the interactions among the substances. On the other hand a pure solid may exist in several phases at different temperatures and pressures because of differences in crystal structure (Reference 1). At the phase transition temperature, T_{tr} , the chemical composition of the solid remains the same, but often a change in the physical properties will take place. Such changes are found in ferroelectric crystals (example BaTiO_3) which develop a spontaneous polarization below T_{tr} , in superconductors (example Pb) which lose all electrical resistance below the transition point, and in many other classes of solids.

In quite a few cases it is difficult to bring about the phase transition, and the high- (or low-) temperature phase persists in its metastable form. Many liquids remain in the liquid state for shorter or longer periods of time when cooled below the melting point (supercooling). However, often the slightest disturbance will cause solidification. Persistence of the high temperature phase in solid-solid transitions is usually of much longer duration. An example of this behavior is found in white tin; although gray tin is the thermodynamically stable form below T_{tr} (286.4 K), the metal remains in its undercooled, white tin state all the way to $T = 0$ K, and crystals of gray tin are very difficult to produce.

A *phase diagram* is a map which indicates the areas of stability of the various phases as a function of external conditions (temperature and pressure). Pure materials, such as mercury, helium, water, and methyl alcohol are considered one-component systems and they have *unary* phase diagrams. The equilibrium phases in two-component systems are presented in *binary* phase diagrams. Because many important materials consist of three, four, and more components, many attempts have been made to deduce their multicomponent phase diagrams. However, the vast majority of systems with three or more components are very complex, and no overall maps of the phase relationships have been worked out.

It has been shown during the last 20 to 25 years that very useful partial phase diagrams of complex systems can be obtained by means of thermodynamic modeling (References 2, 3). Especially for complicated, multicomponent alloy systems the CALPHAD method has proved to be a successful approach for producing valuable portions of very intricate phase diagrams (Reference 4). With this method thermodynamic descriptions of the free energy functions of various phases are obtained which are consistent with existing (binary) phase diagram information and other thermodynamic data. Extrapolation methods are then used to extend the thermodynamic functions into a ternary system. Comparison of the results of this procedure with available experimental data is then used to fine-tune the phase diagram and add ternary interaction functions if necessary. In principle this approximation strategy can be extended to four, five, and more component systems.

The nearly two dozen phase diagrams shown below present the reader with examples of some important types of single and multicomponent systems, especially for ceramics and metal alloys. This makes it possible to draw attention to certain features like the kinetic aspects of phase transitions (see Figure 22, which presents a time-temperature-transformation, or TTT, diagram for the precipitation of α -phase particles from the β -phase in a Ti-Mo alloy; Reference 1, pp. 358–360). The general references listed below and the references to individual figures contain phase diagrams for many additional systems.

General References

1. Ralls, K. M., Courtney, T. H., and Wulff, J., *Introduction to Materials Science and Engineering*, Chapters 16 and 17, John Wiley & Sons, New York, 1976.
2. Kaufman, L., and Bernstein, H., *Computer Calculation of Phase Diagrams*, Academic Press, New York, 1970.
3. Kattner, U. R., Boettinger, W. J. B., and Coriell, S. R., *Z. Metallkd.*, 87, 9, 1996.
4. Dinsdale, A. T., Ed., *CALPHAD*, Vol. 1–20, Pergamon Press, Oxford, 1977–1996 and continuing.
5. Baker, H., Ed., *ASM Handbook, Volume 3: Alloy Phase Diagrams*, ASM International, Materials Park, OH, 1992.
6. Massalski, T. B., Ed., *Binary Alloy Phase Diagrams, Second Edition*, ASM International, Materials Park, OH, 1990.
7. Roth, R. S., Ed., *Phase Diagrams for Ceramists*, Vol. I (1964) to Volume XI (1995), American Ceramic Society, Waterville, OH.

References to Individual Phase Diagrams

- Figure 1. Carbon: Reference 7, Vol. X (1994), Figure 8930. Reprinted with permission.
- Figure 2. Si-Ge: Ref.5, p. 2.231. Reprinted with permission.
- Figure 3. H_2O (ice): See figure.
- Figure 4. SiO_2 : Reference 7, Vol. XI (1995), Figure 9174. Reprinted with permission.
- Figure 5. Fe-O: Darken, L.S., and Gurry, R.W., *J. Am. Chem. Soc.*, 68, 798, 1946. Reprinted with permission.
- Figure 6. Ti-O: Reference 5, p. 2.324. Reprinted with permission.
- Figure 7. BaO-TiO₂: Reference 7, Vol. III (1975), Figure 4302. Reprinted with permission.
- Figure 8. MgO-Al₂O₃: Reference 7, Vol. XI (1995), Figure 9239. Reprinted with permission.
- Figure 9. Y₂O₃-ZrO₂: Reference 7, Vol. XI (1995), Figure 9348. Reprinted with permission.
- Figure 10. Si-N-Al-O (Sialon): Reference 7, Vol. X (1994), Figure 8759. Reprinted with permission.
- Figure 11. PbO-ZrO₂-TiO₂ (PZT): Reference 7, Vol. III (1975), Figure 4587. Reprinted with permission.
- Figure 12. Al-Si-Ca-O: Reference 7 (1964), Vol. I, Figure 630. Reprinted with permission.
- Figure 13. Y-Ba-Cu-O: Whittler, J.D., and Roth, R.S., *Phase Diagrams for High T_c Superconductors*, Figure S-082, American Ceramic Society, Waterville, OH, 1990. Reprinted with permission.
- Figure 14. Al-Cu: Reference 5, p. 2.44. Reprinted with permission.
- Figure 15. Fe-C: Ralls, K.M., Courtney, T.H., and Wulff, J., *Introduction to Materials Science and Engineering*, Figure 16.13, John Wiley & Sons, New York, 1976. Reprinted with permission.
- Figure 16. Fe-Cr: Reference 5, p. 2.152. Reprinted with permission.
- Figure 17. Cu-Sn: Reference 5, p. 2.178. Reprinted with permission.
- Figure 18. Cu-Ni: Reference 5, p. 2.173. Reprinted with permission.
- Figure 19. Pb-Sn (solder): Reference 5, p. 2.335. Reprinted with permission.
- Figure 20. Cu-Zn (brass): Subramanian, P.R., Chakrabarti, D.J., and Laughlin, D.E., Editors, *Phase Diagrams of Binary Copper Alloys*, p. 487, ASM International, Materials Park, OH, 1994. Reprinted with permission.
- Figure 21. Co-Sm: Reference 5, p. 2.148. Reprinted with permission.
- Figure 22. Ti-Mo: Reference 5, p. 2.296; Reference 1, p. 359. Reprinted with permission.
- Figure 23: Fe-Cr-Ni: Reference 5, Figure 48. Reprinted with permission.

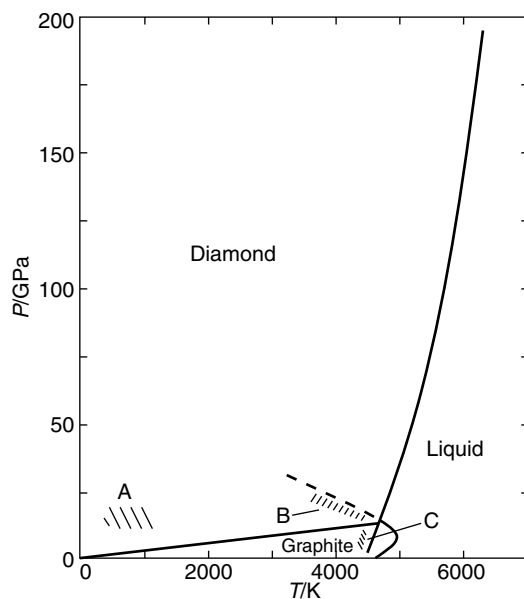


FIGURE 1. Phase diagram of carbon. (A) Martensitic transition: hex graphite \rightarrow hex diamond. (B) Fast graphite-to-diamond transition. (C) Fast diamond-to-graphite transition.

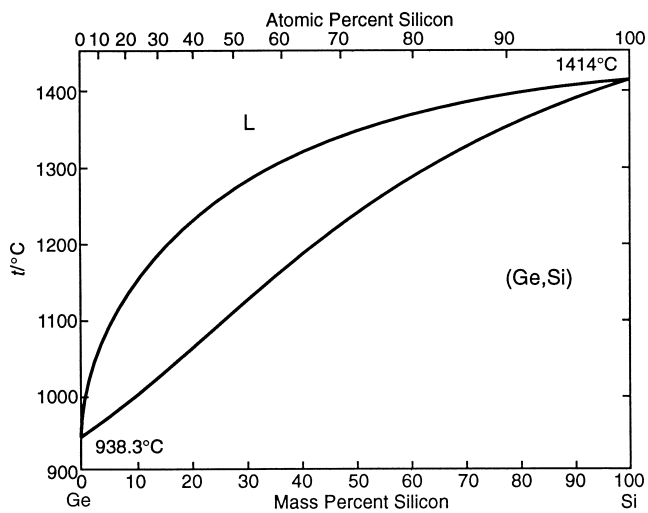


FIGURE 2. Si-Ge system.

Phase	Composition, mass % Si	Pearson symbol	Space group
(Ge,Si)	0 to 100	<i>cF8</i>	<i>Fd$\bar{3}m$</i>
High-pressure phases			
GeII	—	<i>tI4</i>	<i>I4₁/amd</i>
SiII	—	<i>tI4</i>	<i>I4₁/amd</i>

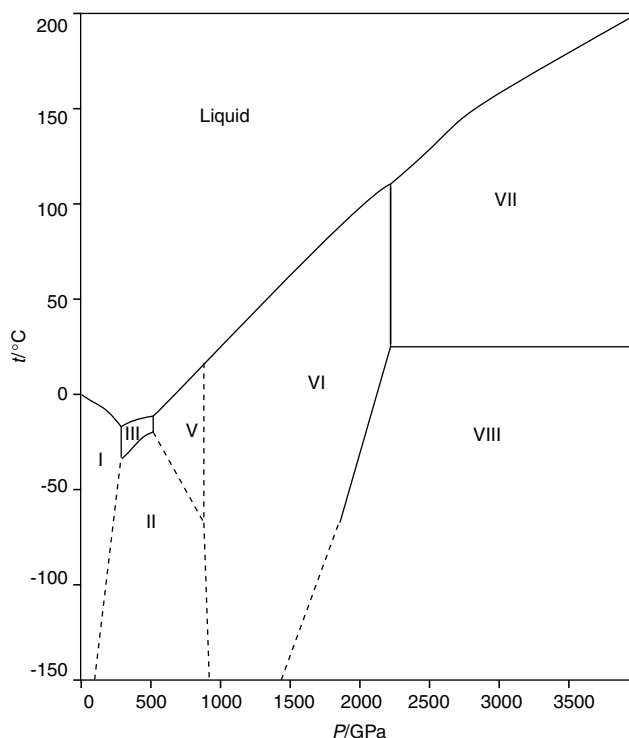


FIGURE 3. Diagram of the principal phases of ice. Solid lines are measured boundaries between stable phases; dotted lines are extrapolated. Ice IV is a metastable phase which exists in the region of ice V. Ice IX exists in the region below -100°C and pressures in the range 200–400 MPa. Ice X exists at pressures above 44 GPa. See Table 1 for the coordinates of the triple points, where liquid water is in equilibrium with two adjacent solid phases.

TABLE 1. Crystal Structure, Density, and Transition Temperatures for the Phases of Ice

Phase	Crystal system	Cell parameters	Z	n	$\rho/\text{g cm}^{-3}$	Triple points
Ih	Hexagonal	$a = 4.513; c = 7352$	4	4	0.93	I-III: -21.99°C , 209.9 MPa
Ic	Cubic	$a = 6.35$	8	4	0.94	
II	Rhombohedral	$a = 7.78; \alpha = 113.1^{\circ}$	12	4	1.18	
III	Tetragonal	$a = 6.73; c = 6.83$	12	4	1.15	III-V: -16.99°C , 350.1 MPa
IV	Rhombohedral	$a = 7.60; \alpha = 70.1^{\circ}$	16	4	1.27	
V	Monoclinic	$a = 9.22; b = 7.54,$ $c = 10.35; \beta = 109.2^{\circ}$	28	4	1.24	V-VI: 0.16°C , 632.4 MPa
VI	Tetragonal	$a = 6.27; c = 5.79$	10	4	1.31	VI-VII: 82°C , 2216 MPa
VII	Cubic	$a = 3.41$	2	8	1.56	
VIII	Tetragonal	$a = 4.80; c = 6.99$	8	8	1.56	
IX	Tetragonal	$a = 6.73; c = 6.83$	12	4	1.16	
X	Cubic	$a = 2.83$	2	8	2.51	

References

1. Wagner, W., Saul, A., and Pruss, A., *J. Phys. Chem. Ref. Data*, 23, 515, 1994.
2. Lerner, R.G. and Trigg, G.L., Eds., *Encyclopedia of Physics*, VCH Publishers, New York, 1990.
3. Donnay, J.D.H. and Ondik, H.M., *Crystal Data Determinative Tables, Third Edition, Volume 2, Inorganic Compounds*, Joint Committee on Powder Diffraction Standards, Swarthmore, PA, 1973.
4. Hobbs, P.V., *Ice Physics*, Oxford University Press, Oxford, 1974.
5. Glasser, L., *J. Chem. Edu.*, 81, 414, 2004.

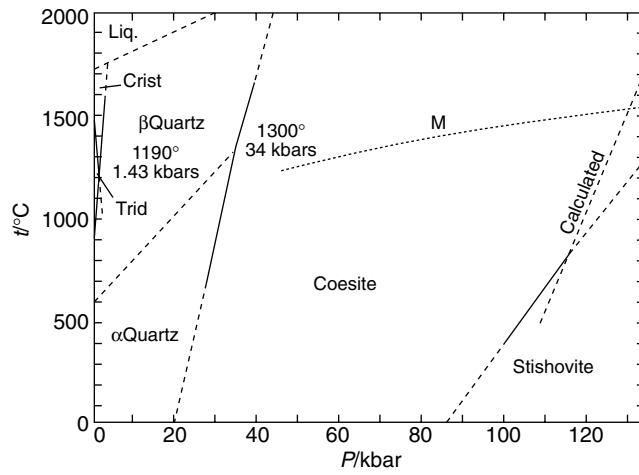


FIGURE 4. SiO₂ system. Crist = cristobalite; Trid = tridymite.

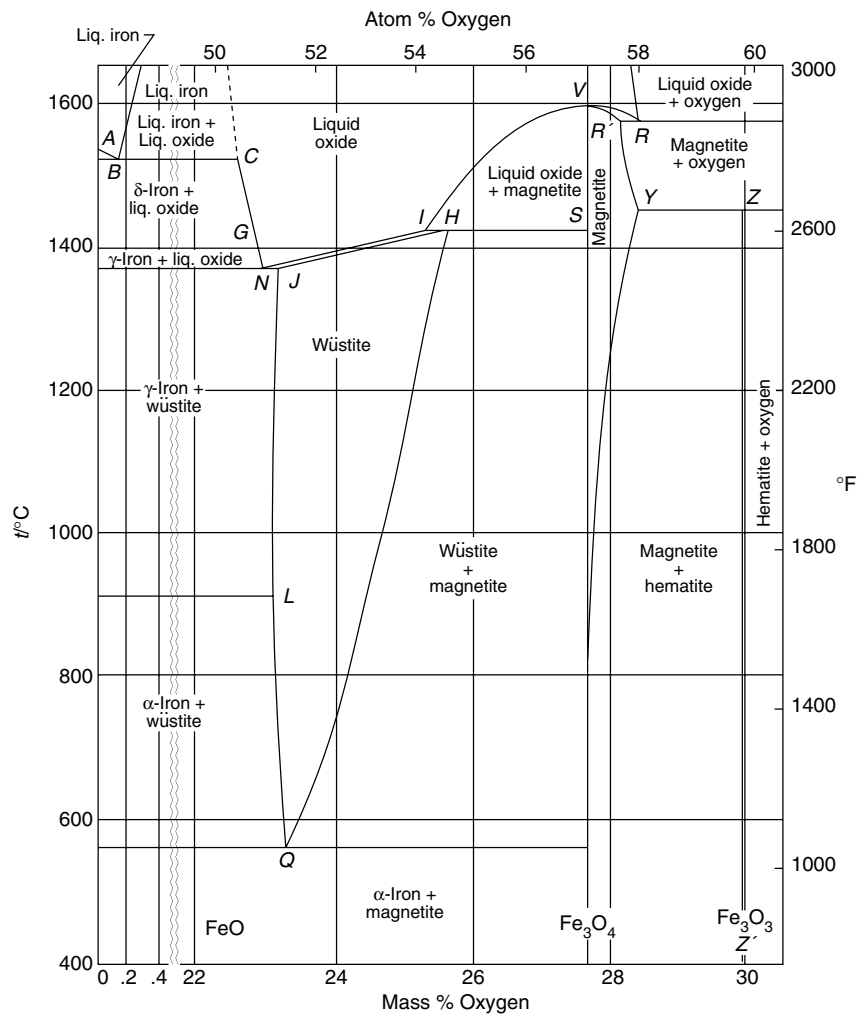


FIGURE 5. Fe-O system.

Point	$t/^{\circ}\text{C}$	% O	$p_{\text{CO}_2}/p_{\text{CO}}$	Point	$t/^{\circ}\text{C}$	% O	$p_{\text{CO}_2}/p_{\text{CO}}$	$p_{\text{O}_2}/\text{atm}$
A	1539			Q	560	23.26	1.05	
B	1528	0.16	0.209	R	1583	28.30		1
C	1528	22.60	0.209	R'	1583	28.07		1
G	1400 ^a	22.84	0.263	S	1424	27.64	16.2	
H	1424	25.60	16.2	V	1597	27.64		0.0575
I	1424	25.31	16.2	Y	1457	28.36		1
J	1371	23.16	0.282	Z	1457	30.04		1
L	911 ^a	23.10	0.447	Z'		30.6		
N	1371	22.91	0.282					

^a Values for pure iron.

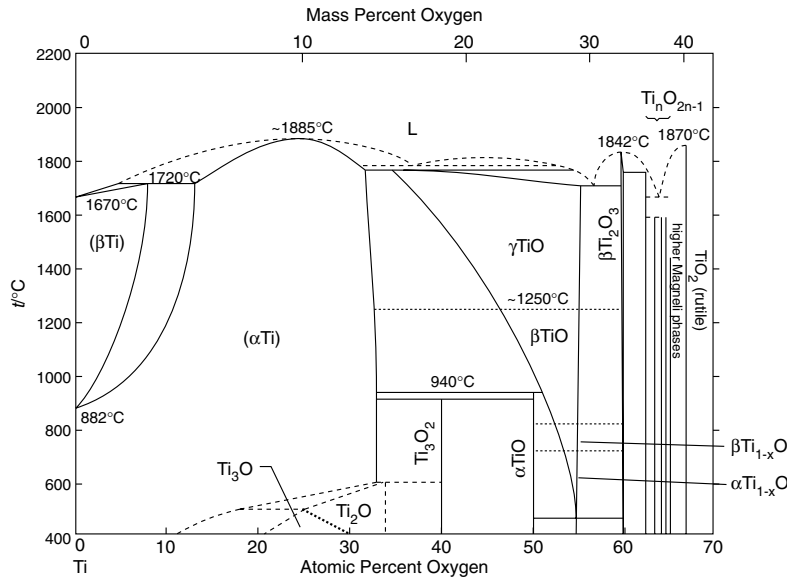


FIGURE 6. Ti-O system.

Phase	Composition, mass % O	Pearson symbol	Space group
(βTi)	0 to 3	<i>cI2</i>	<i>Im</i> $\bar{3}m$
(αTi)	0 to 13.5	<i>hP2</i>	<i>P63/mmc</i>
Ti ₃ O	~8 to ~13	<i>hP~16</i>	<i>P</i> $\bar{3}c$
Ti ₂ O	~10 to 14.4	<i>hP3</i>	<i>P</i> $\bar{3}m1$
γTiO	15.2 to 29.4	<i>cF8</i>	<i>Fm</i> $\bar{3}m$
Ti ₃ O ₂	~18	<i>hP~5</i>	<i>P6/mmm</i>
βTiO	~24 to ~29.4	<i>c**</i>	–
αTiO	~25.0	<i>mC16</i>	<i>A2/m</i> or <i>B*</i> ^a
βTi _{1-x} O	~29.5	<i>oI12</i>	<i>I222</i>
αTi _{1-x} O	~29.5	<i>tI18</i>	<i>I4/m</i>
βTi ₂ O ₃	33.2 to 33.6	<i>hR30</i>	<i>R</i> $\bar{3}c$
αTi ₂ O ₃	33.2 to 33.6	<i>hR30</i>	<i>R</i> $\bar{3}c$
βTi ₃ O ₅	35.8	<i>m**</i>	–
αTi ₃ O ₅	35.8	<i>mC32</i>	<i>C2/m</i>
α'Ti ₃ O ₅	35.8	<i>mC32</i>	<i>Cc</i>
γTi ₄ O ₇	36.9	<i>aP44</i>	<i>P</i> $\bar{1}$
βTi ₄ O ₇	36.9	<i>aP44</i>	<i>P</i> $\bar{1}$
αTi ₄ O ₇	36.9	<i>aP44</i>	<i>P</i> $\bar{1}$
γTi ₅ O ₉	37.6	<i>aP28</i>	<i>P</i> $\bar{1}$
βTi ₆ O ₁₁	38.0	<i>aC68</i>	<i>A</i> $\bar{1}$
Ti ₇ O ₁₃	38.3	<i>aP40</i>	<i>P</i> $\bar{1}$
Ti ₈ O ₁₅	38.5	<i>aC92</i>	<i>A</i> $\bar{1}$
Ti ₉ O ₁₇	38.7	<i>aP52</i>	<i>P</i> $\bar{1}$
Rutile TiO ₂	40.1	<i>tP6</i>	<i>P4₂/mnm</i>
Metastable phases			
Anatase	–	<i>tI12</i>	<i>I4₁/amd</i>
Brookite	–	<i>oP24</i>	<i>Pbca</i>
High-pressure phases			
TiO ₂ -II	–	<i>oP12</i>	<i>Pbcn</i>
TiO ₂ -III	–	<i>hP~48</i>	–

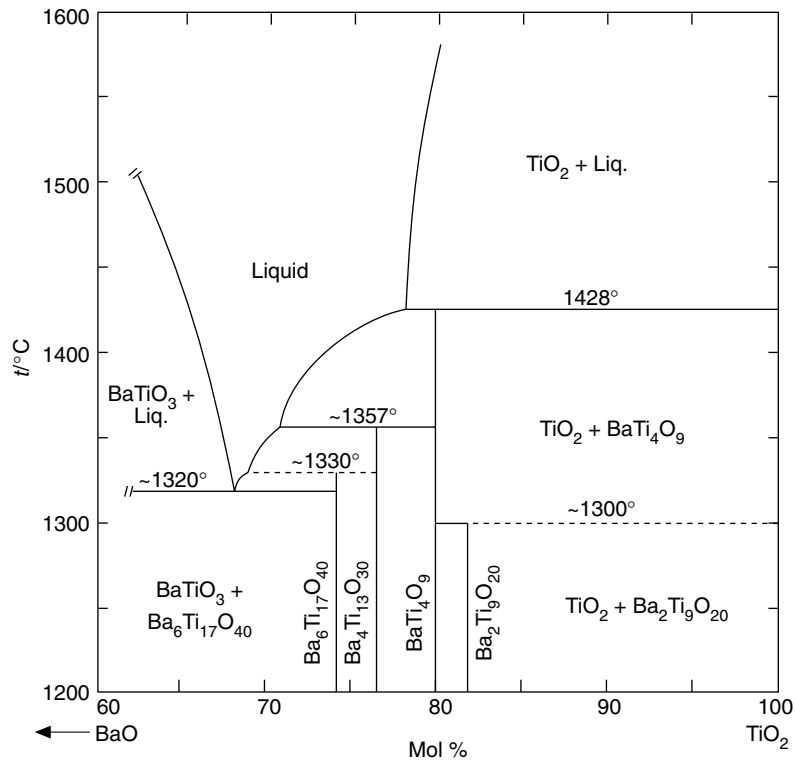


FIGURE 7. BaO-TiO₂ system.

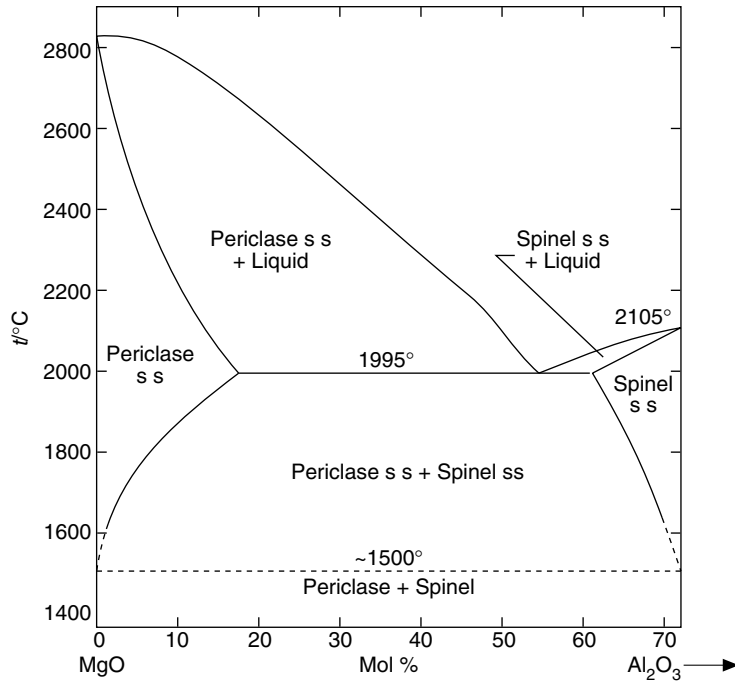


FIGURE 8. MgO-Al₂O₃ system.

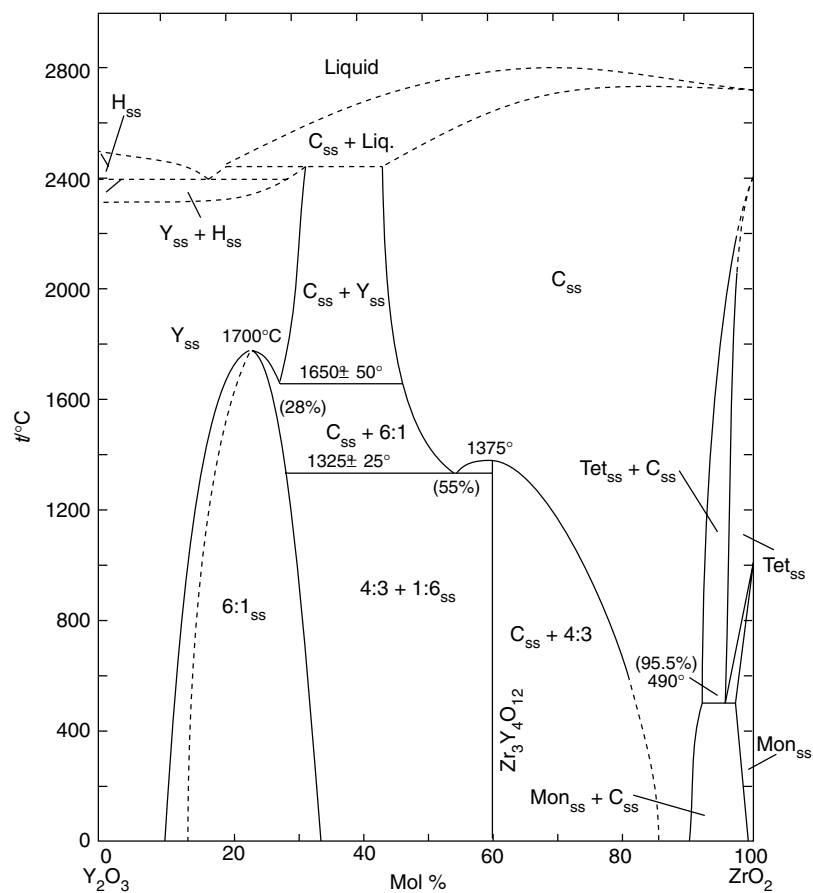


FIGURE 9. Y_2O_3 - ZrO_2 system. C_{ss} = cubic ZrO_2 ss (fluorite-type ss); Y_{ss} = cubic Y_2O_3 ss; Tet_{ss} = tetragonal ZrO_2 ss; Mon_{ss} = monoclinic ZrO_2 ss; H_{ss} = hexagonal Y_2O_3 ss; 3:4 = $Zr_3Y_4O_{12}$; 1:6 = ZrY_6O_{11} ss.

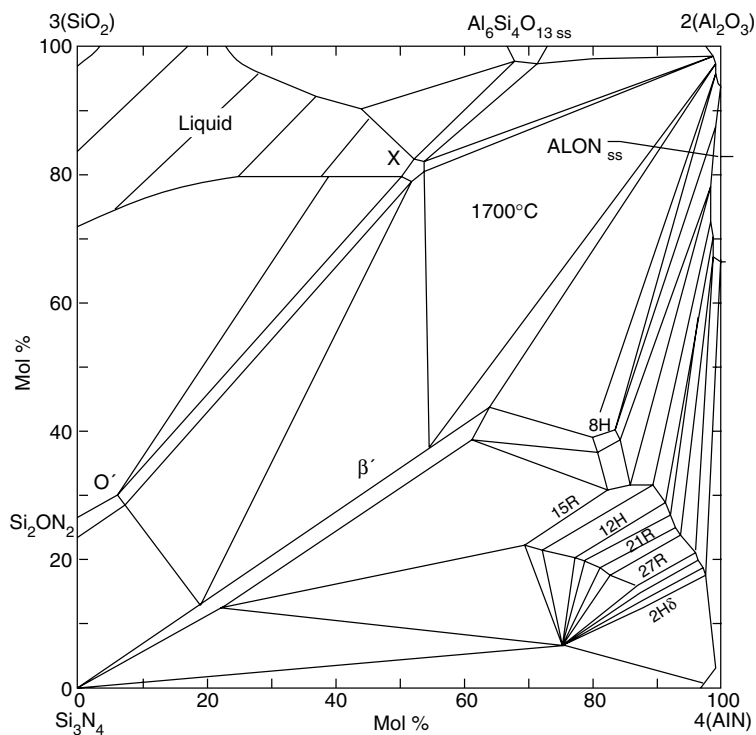


FIGURE 10. $3(\text{SiO}_2)\text{-Si}_3\text{N}_4\text{-4(AlN)-2(Al}_2\text{O}_3)$ system. “Behavior” diagram at 1700°C . The labels 8H, 15R, 12H, 21R, 27R, 2H^6 indicate defect AlN polytypes. β' = 3-sialon ($\text{Si}_{6-x}\text{Al}_x\text{O}_x\text{N}_{8-x}$); O' = sialon of Si_2ON_2 type; X = SiAlO_2N (“nitrogen mullite”). ALON ss = aluminum oxynitride ss extending from approximately $\text{Al}_7\text{O}_9\text{N}$ to $\text{Al}_3\text{O}_3\text{N}$.

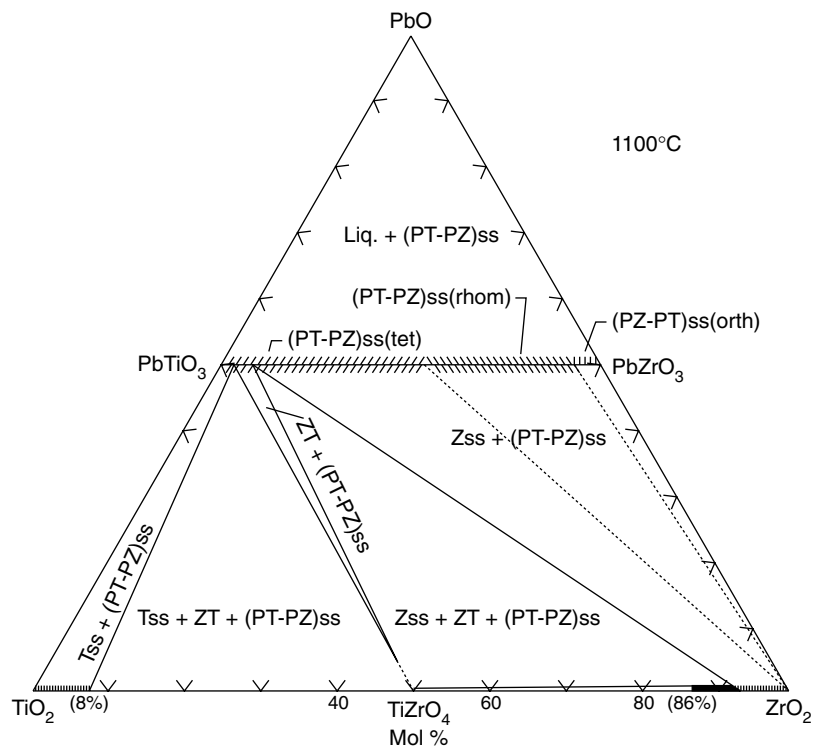


FIGURE 11. $\text{PbO-ZrO}_2\text{-TiO}_2$ (PZT) system, subsolidus at 1100°C . $P = \text{PbO}$; $T = \text{TiO}_2$; $Z = \text{ZrO}_2$.

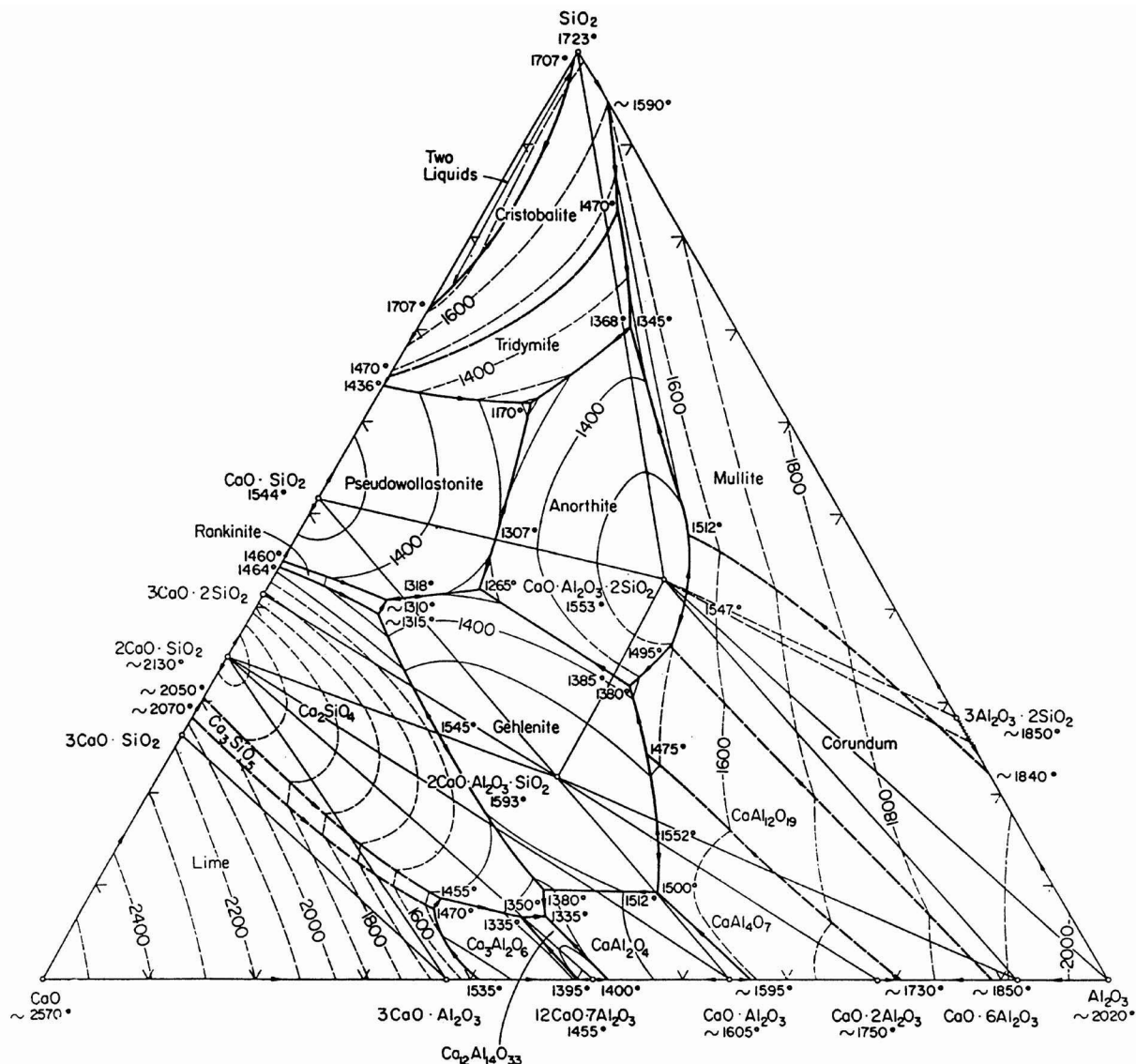


FIGURE 12. CaO-Al₂O₃-SiO₂ system (temperatures in °C).

Crystalline Phases

Notation	Oxide formula
Cristobalite	SiO ₂
Tridymite	
Pseudowollastonite	CaO·SiO ₂
Rankinite	3CaO·2SiO ₂
Lime	CaO
Corundum	Al ₂ O ₃
Mullite	3Al ₂ O ₃ ·2SiO ₂
Anorthite	CaO·Al ₂ O ₃ ·2SiO ₂
Gehlenite	2CaO·Al ₂ O ₃ ·SiO ₂

Temperatures up to approximately 1550°C are on the Geophysical Laboratory Scale; those above 1550°C are on the 1948 International Scale.

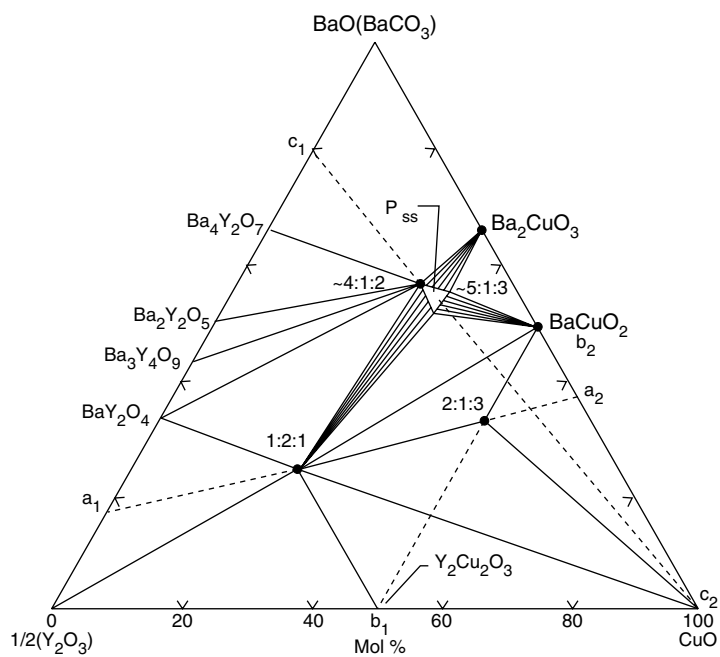


FIGURE 13. BaO- Y_2O_3 -CuO system. 2:1:3 = $Ba_2YCu_3O_{7-x}$; 1:2:1 = BaY_2CuO_5 ; 4:1:2 = $Ba_4YCu_2O_{7.5+x}$; and 5:1:3 = $Ba_5YCu_3O_{9.5+x}$. The superconducting 2:1:3 phase was prepared using barium peroxide.

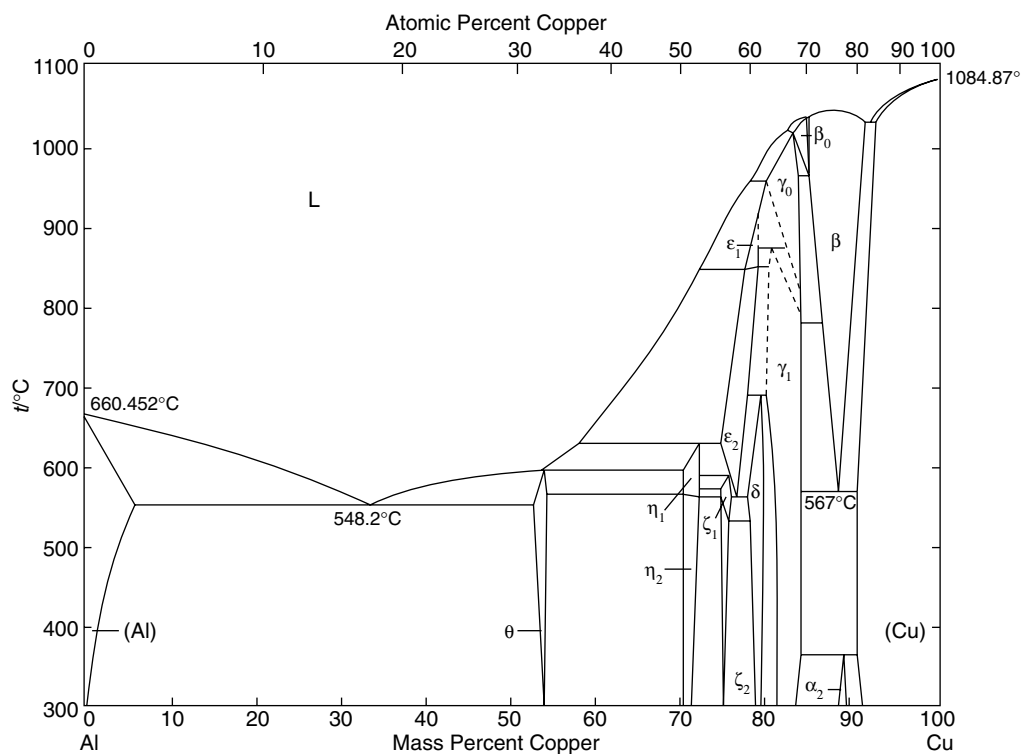


FIGURE 14. Al-Cu system.

Phase	Composition, wt % Cu	Pearson symbol	Space group
(Al)	0 to 5.65	<i>cF4</i>	<i>Fm$\bar{3}m$</i>
θ	52.5 to 53.7	<i>tI12</i>	<i>I4/mcm</i>
η_1	70.0 to 72.2	<i>oP16</i> or <i>oC16</i>	<i>Pban</i> or <i>Cmmm</i>
η_2	70.0 to 72.1	<i>mC20</i>	<i>C2/m</i>
ζ_1	74.4 to 77.8	<i>hP42</i>	<i>P6/mmm</i>
ζ_2	74.4 to 75.2	(a)	–
ε_1	77.5 to 79.4	(b)	–
ε_2	72.2 to 78.7	<i>hP4</i>	<i>P63/mmc</i>
δ	77.4 to 78.3	(c)	<i>R$\bar{3}m$</i>
γ_0	77.8 to 84	(d)	–
γ_1	79.7 to 84	<i>cP52</i>	<i>P4$\bar{3}m$</i>
β_0	83.1 to 84.7	(d)	–
β	85.0 to 91.5	<i>cI2</i>	<i>Im$\bar{3}m$</i>
α_2	88.5 to 89	(e)	–
(Cu)	90.6 to 100	<i>cF4</i>	<i>Fm$\bar{3}m$</i>
Metastable phases			
θ'	–	<i>tP6</i>	–
β'	–	<i>cF16</i>	<i>Fm$\bar{3}m$</i>
Al_3Cu_2	61 to 70	<i>hp5</i>	<i>P$\bar{3}m1$</i>

(a) Monoclinic? (b) Cubic? (c) Rhombohedral. (d) Unknown. (e) $D0_{22}$ -type long-period superlattice.

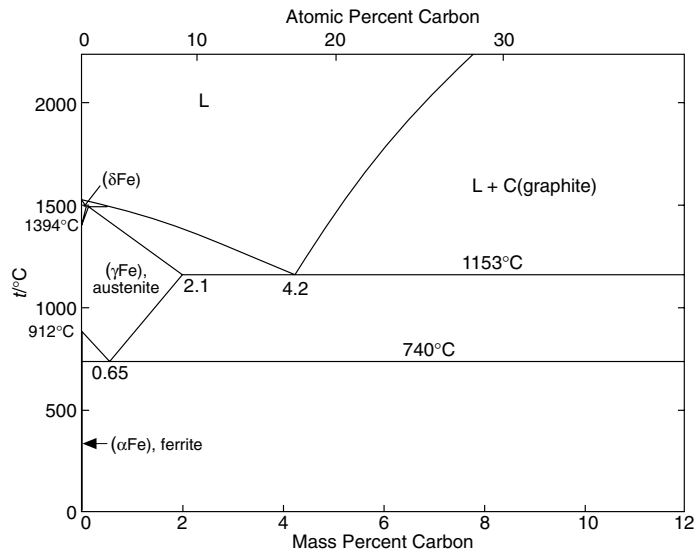


FIGURE 15. Fe-C system.

Phase	Composition, mass % C	Pearson symbol	Space group
δ Fe	0 to 0.09	<i>cI2</i>	<i>Im$\bar{3}m$</i>
γ Fe	0 to 2.1	<i>cF4</i>	<i>Fm$\bar{3}m$</i>
α Fe	0 to 0.021	<i>cI2</i>	<i>Im$\bar{3}m$</i>
(C)	100	<i>hP4</i>	<i>P6$_3$/mmc</i>
Metastable/high-pressure phases			
(ε Fe)	0	<i>hP2</i>	<i>P6$_3$/mmc</i>
Martensite	< 2.1	<i>tI4</i>	<i>I4/mmm</i>
Fe_4C	5.1	<i>cP5</i>	<i>P4$\bar{3}m$</i>
Fe_3C (θ)	6.7	<i>oP16</i>	<i>Pnma</i>
Fe_5C_2 (χ)	7.9	<i>mC28</i>	<i>C2/c</i>
Fe_7C_3	8.4	<i>hP20</i>	<i>P6$_3$mc</i>
Fe_7C_3	8.4	<i>oP40</i>	<i>Pnma</i>
Fe_2C (η)	9.7	<i>oP6</i>	<i>Pnmm</i>
Fe_2C (ε)	9.7	<i>hP*</i>	<i>P6$_3$22</i>
Fe_2C	9.7	<i>hP*</i>	<i>P$\bar{3}m1$</i>
(C)	100	<i>cF8</i>	<i>Fd$\bar{3}m$</i>

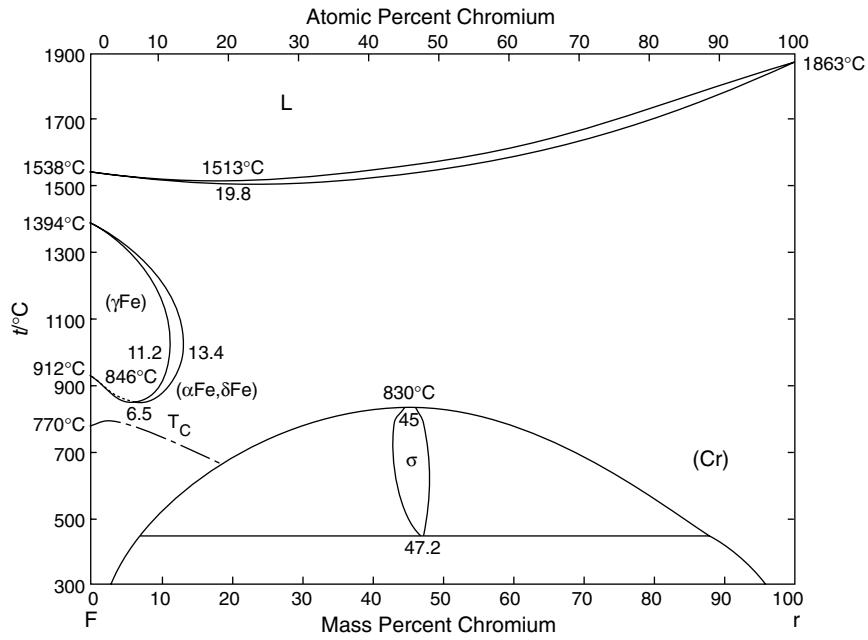


FIGURE 16. Fe-Cr system.

Phase	Composition, mass % Cr	Pearson symbol	Space group
(aFe, Cr)	0 to 100	<i>cI2</i>	<i>Im$\bar{3}m$</i>
(γ Fe)	0 to 11.2	<i>cF4</i>	<i>Fm$\bar{3}m$</i>
σ	42.7 to 48.2	<i>tP30</i>	<i>P4$_2$/mmm</i>

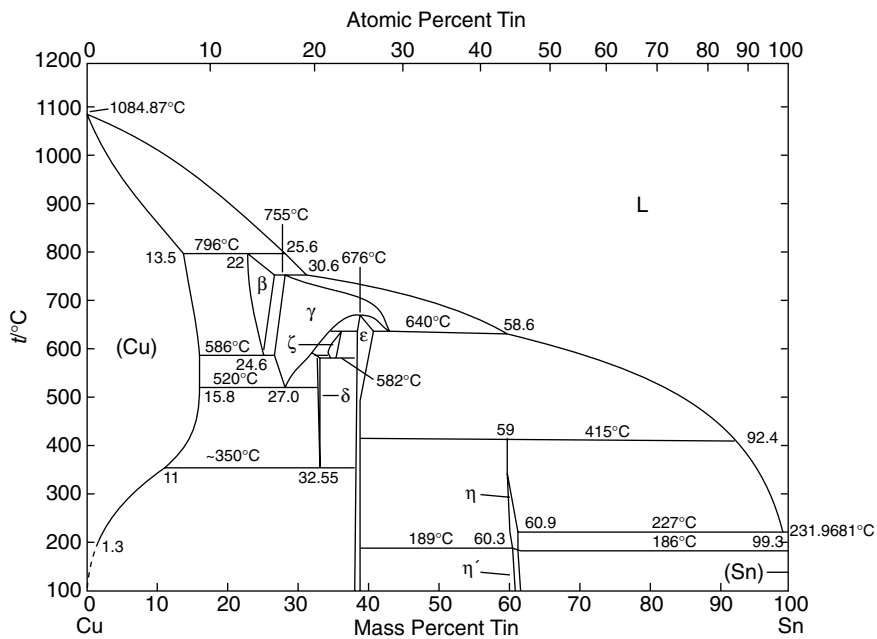


FIGURE 17. Cu-Sn system.

Phase	Composition, mass % Sn	Pearson symbol	Space group
α	0 to 15.8	<i>cF4</i>	<i>Fm$\bar{3}m$</i>
β	22.0 to 27.0	<i>cI2</i>	<i>Im$\bar{3}m$</i>
γ	25.5 to 41.5	<i>cF16</i>	<i>Fm$\bar{3}m$</i>
δ	32 to 33	<i>cF416</i>	<i>F$\bar{4}3m$</i>
ζ	32.2 to 35.2	<i>hP26</i>	<i>P6$_3$</i>
ϵ	27.7 to 39.5	<i>oC80</i>	<i>Cmcm</i>
η	59.0 to 60.9	<i>hP4</i>	<i>P6$_3/mmc$</i>
η'	44.8 to 60.9	(a)	—
(β Sn)	~100	<i>tI4</i>	<i>I4$_1/amd$</i>
(α Sn)	100	<i>cF8</i>	<i>Fd$\bar{3}m$</i>

(a) Hexagonal; superlattice based on NiAs-type structure.

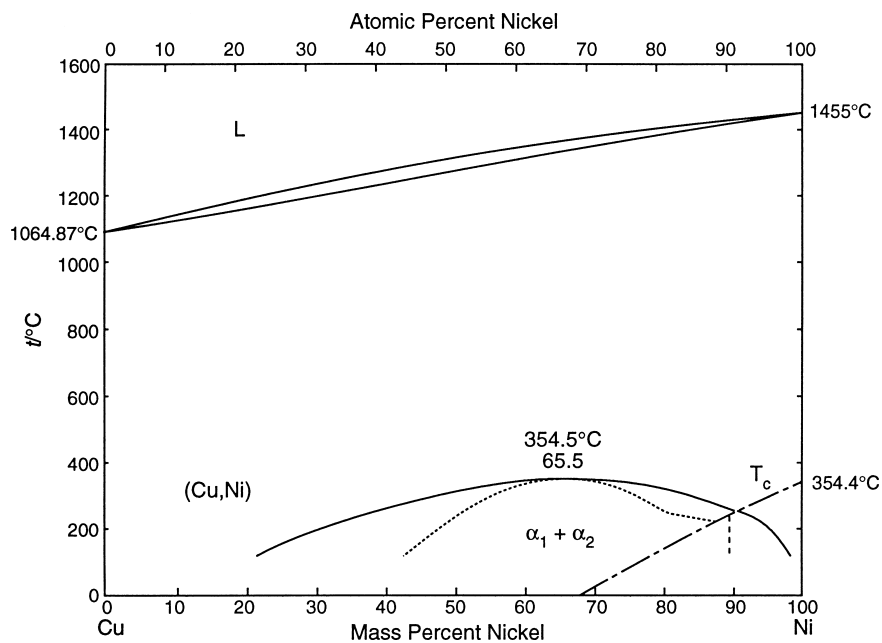


FIGURE 18. Cu-Ni system.

Phase	Composition, mass % Ni	Pearson symbol	Space group
(Cu, Ni) (above 354.5°C)	0 to 100	<i>cF4</i>	<i>Fm$\bar{3}m$</i>

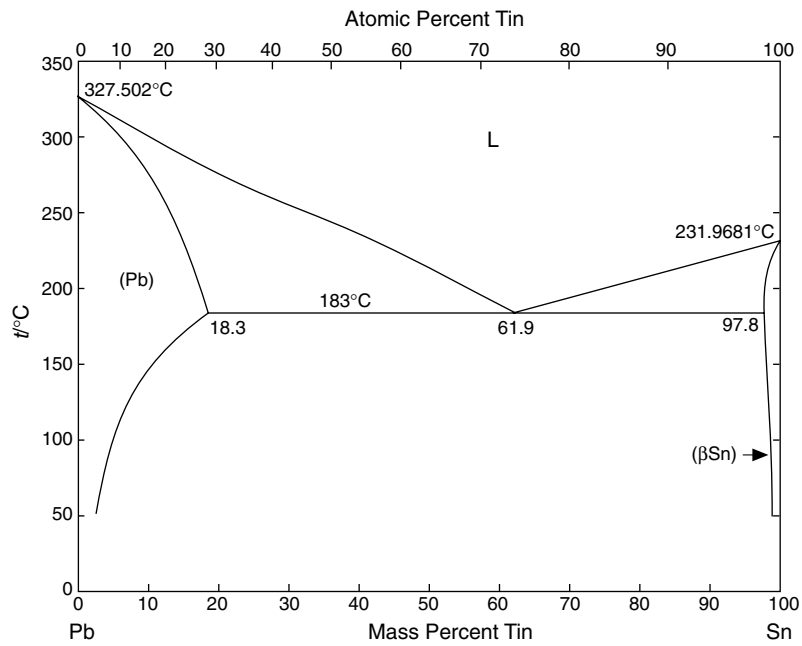


FIGURE 19. Pb-Sn system.

Phase	Composition, mass % Sn	Pearson symbol	Space group
(Pb)	0 to 18.3	$cF4$	$Fm\bar{3}m$
(βSn)	97.8 to 100	$tI4$	$I4_1/amd$
(αSn)	100	$cF8$	$Fd\bar{3}m$
High-pressure phases			
ϵ (a)	52 to 74	$hP1$	$P6/mmm$
ϵ' (b)	52	$hP2$	$P6_3/mmc$

(a) From phase diagram calculated at 2500 MPa. (b) This phase was claimed for alloys at 350°C and 5500 MPa.

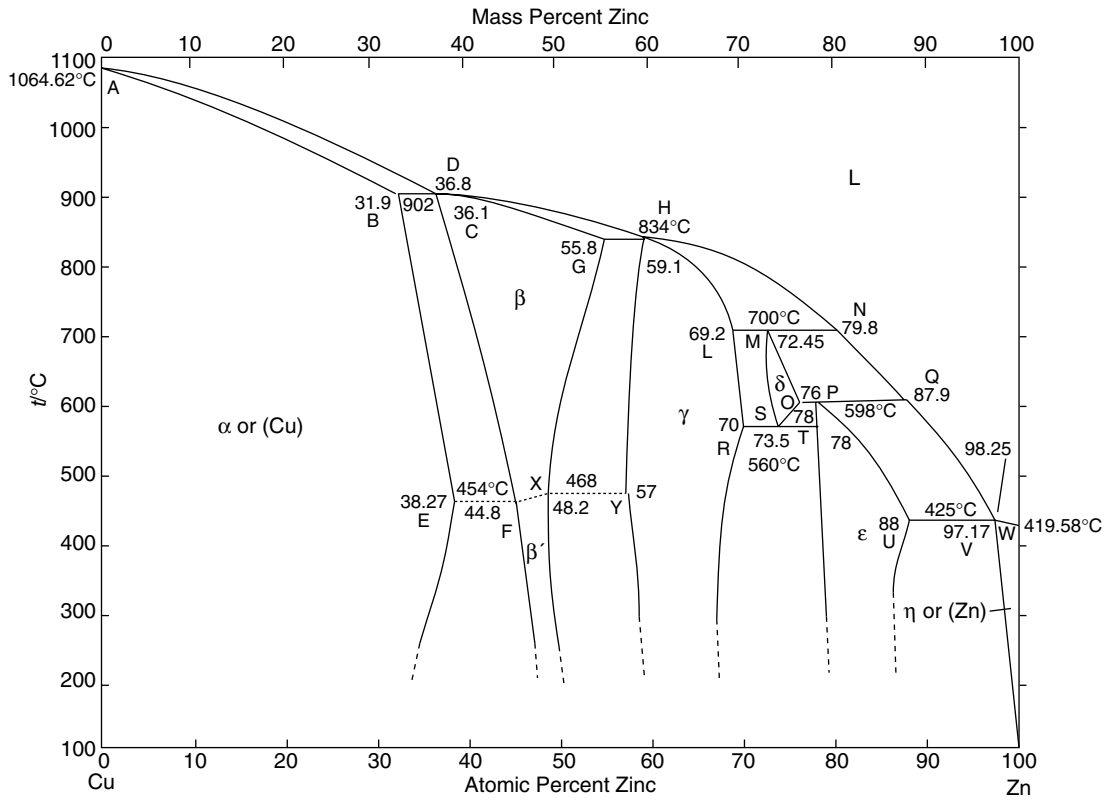


FIGURE 20. Cu-Zn system.

Phase	Composition, mass % Zn	Pearson symbol	Space group
α or (Cu)	0 to 38.95	<i>cF4</i>	<i>Fm$\bar{3}m$</i>
β	36.8 to 56.5	<i>cI2</i>	<i>Im$\bar{3}m$</i>
β'	45.5 to 50.7	<i>cP2</i>	<i>Pm$\bar{3}m$</i>
γ	57.7 to 70.6	<i>cI52</i>	<i>I$\bar{4}3m$</i>
δ	73.02 to 76.5	<i>hP3</i>	<i>P$\bar{6}$</i>
ϵ	78.5 to 88.3	<i>hP2</i>	<i>P6$_3$/mmc</i>
η or (Zn)	97.25 to 100	<i>hP2</i>	<i>P6$_3$/mmc</i>

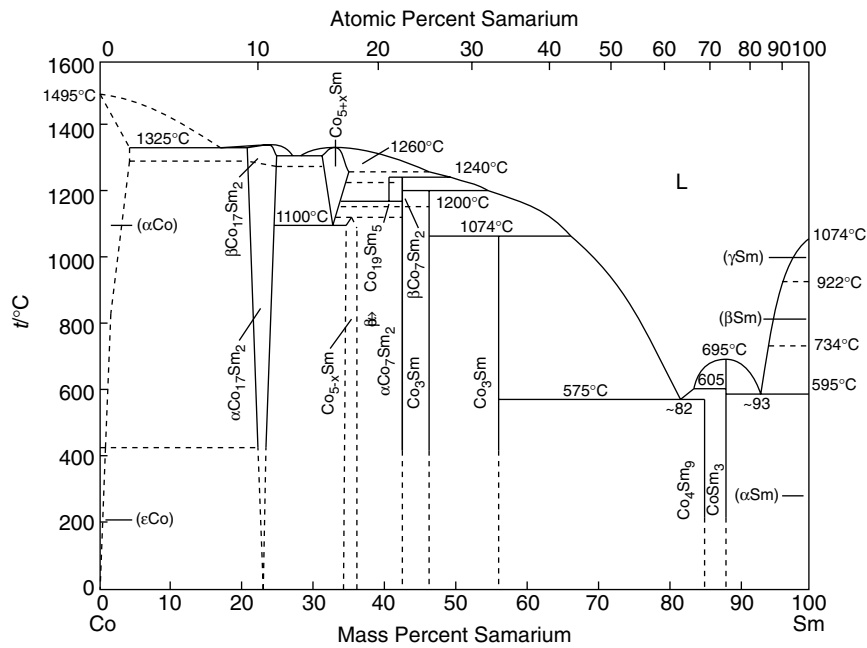


FIGURE 21. Co-Sm system.

Phase	Composition, mass % Sm	Pearson symbol	Space group
(α Co)	0 to ~3.7	<i>cF4</i>	<i>Fm</i> $\bar{3}m$
(ϵ Co)	~0	<i>hP2</i>	<i>P6</i> $_3$ / <i>mmc</i>
β Co $_{17}$ Sm $_2$	~23.0	<i>hP38</i>	<i>P6</i> $_3$ / <i>mmc</i>
α Co $_{17}$ Sm $_2$	~23.0	<i>hR19</i>	<i>R</i> $\bar{3}m$
		<i>hP8</i>	<i>P6</i> / <i>mmm</i>
Co $_{5+x}$ Sm	~33 to 34	—	—
Co $_{5-x}$ Sm	~34 to 35	—	—
Co $_{19}$ Sm $_3$	~40.1	<i>hR24</i>	<i>R</i> $\bar{3}m$
		<i>hP48</i>	<i>P6</i> $_3$ / <i>mmc</i>
α Co $_7$ Sm $_2$	~42.1	<i>hR18</i>	<i>R</i> $\bar{3}m$
β Co $_7$ Sm $_2$	~42.1	<i>hP36</i>	<i>P6</i> $_3$ / <i>mmc</i>
Co $_3$ Sm	46	<i>hR12</i>	<i>R</i> $\bar{3}m$
Co $_2$ Sm	56.0	<i>hR4</i>	<i>R</i> $\bar{3}m$
		<i>cF24</i>	<i>Fd</i> $\bar{3}m$
Co $_4$ Sm $_9$	~85.1	<i>o**</i>	—
CoSm $_3$	88	<i>oP16</i>	<i>Pn</i> <i>ma</i>
(γ Sm)	~100	<i>cI2</i>	<i>Im</i> $\bar{3}m$
(β Sm)	~100	<i>hP2</i>	<i>P6</i> $_3$ / <i>mmc</i>
(α Sm)	~100	<i>hR3</i>	<i>R</i> $\bar{3}m$
Other reported phases			
Co $_5$ Sm	~33.8	<i>hP6</i>	<i>P6</i> / <i>mmm</i>
Co $_2$ Sm $_3$	~86.4	<i>mC28</i>	<i>C2</i> / <i>c</i>

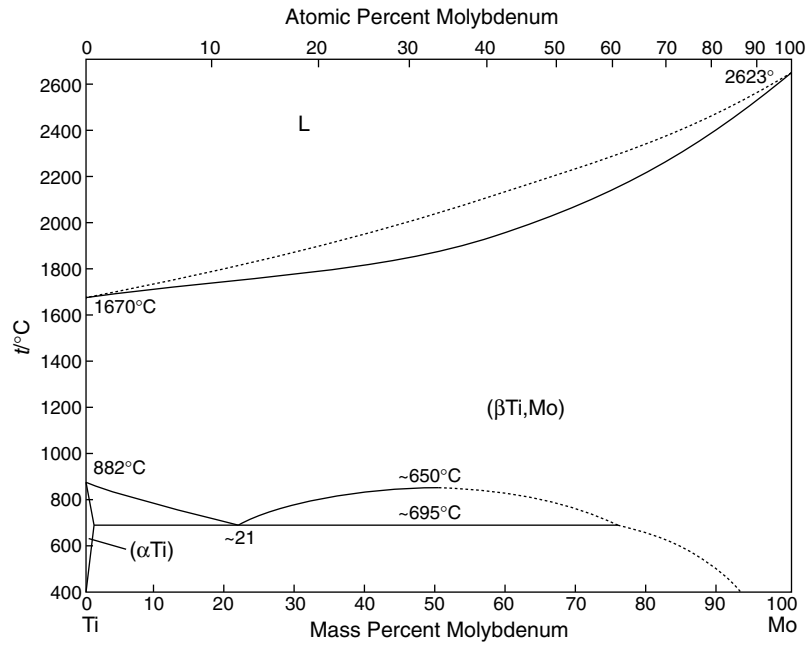
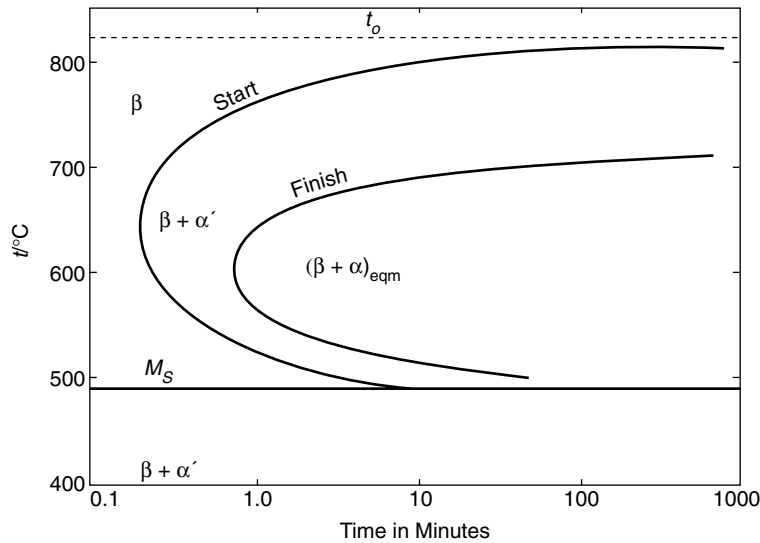


FIGURE 22. Ti-Mo system.

Phase	Composition, mass % Mo	Pearson symbol	Space group
(βTi, Mo)	0 to 100	<i>cI2</i>	$Im\bar{3}m$
(αTi)	0 to 0.8	<i>hP2</i>	$P6_3/mmc$
α'	(a)	<i>hP2</i>	$P6_3/mmc$
α''	(a)	<i>oC4</i>	$Cmcm$
ω	(a)	<i>hP3</i>	$P6/mmm$

(a) Metastable.



Experimental time-temperature-transformation (TTT) diagram for Ti-Mo. The start and finish times of the isothermal precipitation reaction vary with temperature as a result of the temperature dependence of the nucleation and growth processes. Precipitation is complete, at any temperature, when the equilibrium fraction of α is established in accordance with the lever rule. The solid horizontal line represents the athermal (or nonthermally activated) martensitic transformation that occurs when the β phase is quenched.

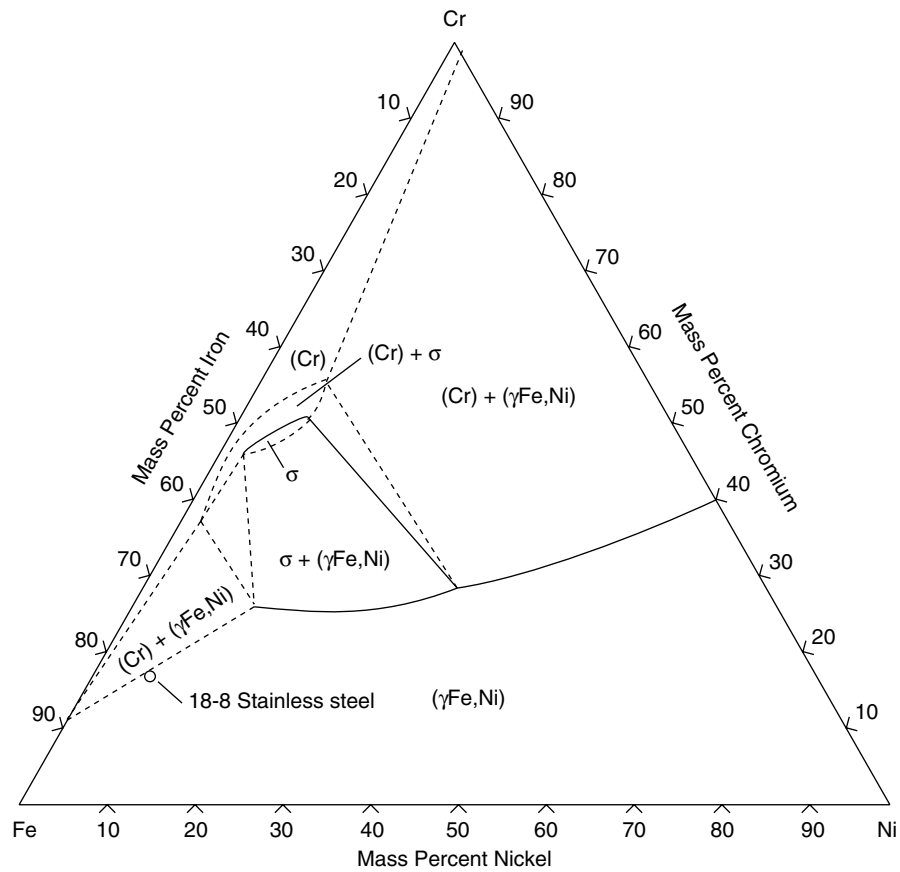


FIGURE 23. The isothermal section at 900°C (1652°F) of the iron-chromium-nickel ternary phase diagram, showing the nominal composition of 18-8 stainless steel.

HEAT CAPACITY OF SELECTED SOLIDS

This table gives the molar heat capacity at constant pressure of representative metals, semiconductors, and other crystalline solids as a function of temperature in the range 200 to 600 K.

2. Garvin, D., Parker, V. B., and White, H. J., *CODATA Thermodynamic Tables*, Hemisphere Press, New York, 1987.
3. DIPPR Database of Pure Compound Properties, Design Institute for Physical Properties Data, American Institute of Chemical Engineers, New York, 1987.

References

1. Chase, M. W., et al., *JANAF Thermochemical Tables, 3rd ed., J. Phys. Chem. Ref. Data*, 14, Suppl. 1, 1985.

Name	C_p in J/mol K						
	200 K	250 K	300 K	350 K	400 K	500 K	600 K
Aluminum	21.33	23.08	24.25	25.11	25.78	26.84	27.89
Aluminum oxide	51.12	67.05	79.45	88.91	96.14	106.17	112.55
Anthracene	138.6	173.9	210.7	248.8	288.4		
Benzoic acid	102.7	123.5	147.4	172.0			
Beryllium	9.98	13.58	16.46	18.53	19.95	21.94	23.34
Biphenyl	131.0	162.5	197.2				
Boron	5.99	8.82	11.40	13.65	15.69	18.72	20.78
Calcium	24.54	25.41	25.94	26.32	26.87	28.49	30.38
Calcium carbonate	66.50	75.66	83.82	91.51	96.97	104.52	109.86
Calcium oxide	33.64	38.59	42.18	45.07	46.98	49.33	50.72
Cesium chloride	50.13	51.34	52.48	53.58	54.68	56.90	59.10
Chromium	19.86	22.30	23.47	24.39	25.23	26.63	27.72
Cobalt	22.23	23.98	24.83	25.68	26.53	28.20	29.66
Copper	22.63	23.77	24.48	24.95	25.33	25.91	26.48
Copper oxide	34.80		42.41	44.95	46.78	49.19	50.83
Copper sulfate	77.01	89.25	99.25	107.65	114.93	127.19	136.31
Germanium			23.25	23.85	24.31	24.96	25.45
Gold			25.41	25.37	25.51	26.06	26.65
Graphite	5.01	6.82	8.58	10.24	11.81	14.62	16.84
Hexachlorobenzene	162.7	183.6	202.4				
Iodine	51.57	53.24	54.51	58.60			
Iron	21.59	23.74	25.15	26.28	27.39	29.70	32.05
Lead	25.87	26.36	26.85	27.30	27.72	28.55	29.40
Lithium	21.57	23.42	24.64	25.96	27.60	29.28	
Lithium chloride	43.35	46.08	48.10	49.66	50.97	53.34	55.59
Magnesium	22.72	24.02	24.90	25.57	26.14	27.17	28.18
Magnesium oxide			37.38	40.59	42.77	45.56	47.30
Manganese	23.05	24.95	26.35	27.52	28.53	30.29	31.90
Naphthalene	105.8	134.1	167.8	204.1			
Potassium	27.00	28.01	29.60				
Potassium chloride	48.44	50.10	51.37	52.31	53.08	54.71	56.35
Silicon	15.64	18.22	20.04	21.28	22.14	23.33	24.15
Silicon dioxide	32.64	39.21	44.77	49.47	53.43	59.64	64.42
Silver			25.36	25.55	25.79	26.36	26.99
Sodium	22.45	27.01	28.20	30.14			
Sodium chloride	46.89	48.85	50.21	51.25	52.14	53.96	55.81
Tantalum	24.08	24.86	25.31	25.60	25.84	26.35	26.84
Titanium	22.37	24.07	25.28	26.17	26.86	27.88	28.60
Tungsten	22.49	23.69	24.30	24.65	24.92	25.36	25.79
Vanadium	21.88	23.70	24.93	25.68	26.23	26.94	27.49
Zinc	24.05	25.02	25.45	25.88	26.35	27.39	28.59
Zirconium	23.87	24.69	25.22	25.61	25.93	26.56	27.28

THERMAL AND PHYSICAL PROPERTIES OF PURE METALS

This table gives the following properties for the metallic elements:

t_m :	Melting point in °C
t_b :	Normal boiling point in °C, at a pressure of 101.325 kPa (760 Torr)
$\Delta_{\text{fus}} H$:	Enthalpy of fusion at the melting point in J/g
ρ_{25} :	Density at 25°C in g/cm ³
α :	Coefficient of linear expansion at 25°C in K ⁻¹ (the quantity listed is 10 ⁶ × α)
c_p :	Specific heat capacity at constant pressure at 25°C in J/g K
λ :	Thermal conductivity at 27°C in W/cm K

3. Ho, C. Y., Powell, R. W., and Liley, P. E., *J. Phys. Chem. Ref. Data*, 3, Suppl. 1, 1974 (thermal conductivity).
4. Cox, J. D., Wagman, D. D., and Medvedev, V. A., *CODATA Key Values for Thermodynamics*, Hemisphere Publishing Corp., New York, 1989 (heat capacity).
5. Glushko, V. P., Ed., *Thermal Constants of Substances*, VINITI, Moscow, (enthalpy of fusion, heat capacity).
6. Wagman, D. D., et. al., *The NBS Tables of Chemical Thermodynamic Properties*, *J. Phys. Chem. Ref. Data*, 11, Suppl. 2, 1982 (heat capacity).
7. Chase, M. W., et. al., *JANAF Thermochemical Tables*, 3rd ed., *J. Phys. Chem. Ref. Data*, 14, Suppl. 1, 1985 (heat capacity, enthalpy of fusion).
8. Gschneidner, K. A., *Bull. Alloy Phase Diagrams*, 11, 216–224, 1990 (various properties of the rare earth metals).
9. Hellwege, K. H., Ed., *Landolt Börnstein, Numerical Values and Functions in Physics, Chemistry, Astronomy, Geophysics, and Technology*, Vol. 2, Part 1, Mechanical-Thermal Properties of State, 1971 (density).
10. *Physical Encyclopedic Dictionary*, Vol. 1–5, Encyclopedy Publishing House, Moscow, 1960–66.

References

1. Dinsdale, A. T., *CALPHAD*, 15, 317, 1991 (melting points, enthalpy of fusion).
2. Touloukian, Y. S., *Thermophysical Properties of Matter*, Vol. 12, Thermal Expansion, IFI/Plenum, New York, 1975 (coefficient of expansion, density).

Metal (symbol)	Atomic weight	t_m °C	t_b °C	$\Delta_{\text{fus}} H$ J/g	ρ_{25} g/cm ³	$\alpha \times 10^6$ K ⁻¹	c_p J/g K	λ W/cm K
Actinium (Ac)		1050	3198		10		0.12	
Aluminum (Al)	26.98	660.32	2519	399.9	2.70	23.1	0.897	2.37
Antimony (Sb)	121.76	630.628	1587	162.5	6.68	11.0	0.207	0.243
Barium (Ba)	137.33	727	1897	51.8	3.62	20.6	0.205	0.184
Beryllium (Be)	9.01	1287	2471	876.0	1.85	11.3	1.82	2.00
Bismuth (Bi)	208.98	271.406	1564	53.3	9.79	13.4	0.122	0.0787
Cadmium (Cd)	112.41	321.069	767	55.2	8.69	30.8	0.231	0.968
Calcium (Ca)	40.08	842	1484	213.1	1.54	22.3	0.646	2.00
Cerium (Ce)	140.11	799	3443	39.0	6.77	6.3	0.192	0.113
Cesium (Cs)	132.91	28.44	671	15.7	1.93	97	0.242	0.359
Chromium (Cr)	52.00	1907	2671	404	7.15	4.9	0.450	0.937
Cobalt (Co)	58.93	1495	2927	272.5	8.86	13.0	0.421	1.00
Copper (Cu)	63.55	1084.62	2562	203.5	8.96	16.5	0.384	4.01
Dysprosium (Dy)	162.50	1412	2567	68.1	8.55	9.9	0.170	0.107
Erbium (Er)	167.26	1529	2868	119	9.07	12.2	0.168	0.145
Europium (Eu)	151.96	822	1529	60.6	5.24	35.0	0.182	0.139 ^a
Gadolinium (Gd)	157.25	1313	3273	63.6	7.90	9.4 ^b	0.235	0.105
Gallium (Ga)	69.72	29.7666	2204	80.0	5.91	18	0.374	0.406
Gold (Au)	196.97	1064.18	2856	64.6	19.3	14.2	0.129	3.17
Hafnium (Hf)	178.49	2233	4603	152.4	13.3	5.9	0.144	0.230
Holmium (Ho)	164.93	1472	2700	103 ^a	8.80	11.2	0.165	0.162
Indium (In)	114.82	156.60	2072	28.6	7.31	32.1	0.233	0.816
Iridium (Ir)	192.22	2446	4428	213.9	22.5	6.4	0.131	1.47
Iron (Fe)	55.85	1538	2861	247.3	7.87	11.8	0.449	0.802
Lanthanum (La)	138.91	920	3464	44.6	6.15	12.1	0.195	0.134
Lead (Pb)	207.20	327.462	1749	23.1	11.3	28.9	0.127	0.353
Lithium (Li)	6.94	180.5	1342	432	0.534	46	3.57	0.847
Lutetium (Lu)	174.97	1663	3402	126 ^a	9.84	9.9	0.154	0.164
Magnesium (Mg)	24.30	650	1090	348.9	1.74	24.8	1.024	1.56
Manganese (Mn)	54.94	1246	2061	235.0	7.3	21.7	0.479	0.0782
Mercury (Hg)	200.59	-38.8290	356.62	11.4	13.5336	60.4	0.139	0.0834
Molybdenum (Mo)	95.94	2623	4639	390.7	10.2	4.8	0.251	1.38
Neodymium (Nd)	144.24	1016	3074	49.5	7.01	9.6	0.191	0.165
Neptunium (Np)		644		13.5	20.2			0.063
Nickel (Ni)	58.69	1455	2913	290.3	8.90	13.4	0.445	0.907

Metal (symbol)	Atomic weight	t_m °C	t_b °C	$\Delta_{fus} H$ J/g	ρ_{25} g/cm ³	$\alpha \times 10^6$ K ⁻¹	c_p J/g K	λ W/cm K
Niobium (Nb)	92.91	2477	4744	323	8.57	7.3	0.265	0.537
Osmium (Os)	190.23	3033	5012	304.1	22.59	5.1	0.130	0.876
Palladium (Pd)	106.42	1554.8	2963	157.3	12.0	11.8	0.244	0.718
Platinum (Pt)	195.08	1768.2	3825	113.6	21.5	8.8	0.133	0.716
Plutonium (Pu)		640	3228	11.6	19.7	46.7		0.0674
Polonium (Po)		254	962		9.20	23.5		0.20
Potassium (K)	39.10	63.38	759	59.6	0.89	83.3	0.757	1.024
Praseodymium (Pr)	140.91	931	3520	48.9	6.77	6.7	0.193	0.125
Promethium (Pm)		1042	3000 ^a		7.26	11 ^a	0.19 ^a	0.15 ^a
Protactinium (Pa)	231.04	1572		53.4	15.4			
Radium (Ra)		696			5			
Rhenium (Re)	186.21	3185	5596	324.5	20.8	6.2	0.137	0.479
Rhodium (Rh)	102.91	1964	3695	258.4	12.4	8.2	0.243	1.50
Rubidium (Rb)	85.47	39.30	688	25.6	1.53		0.364	0.582
Ruthenium (Ru)	101.07	2334	4150	381.8	12.1	6.4	0.238	1.17
Samarium (Sm)	150.36	1072	1794	57.3	7.52	12.7	0.196	0.133
Scandium (Sc)	44.96	1541	2836	314	2.99	10.2	0.567	0.158
Silver (Ag)	107.87	961.78	2162	104.6	10.5	18.9	0.235	4.29
Sodium (Na)	22.99	97.794	882.94	113.1	0.97	71	1.225	1.41
Strontium (Sr)	87.62	777	1382	84.8	2.64	22.5	0.306	0.353
Tantalum (Ta)	180.95	3017	5458	202.1	16.4	6.3	0.140	0.575
Technetium (Tc)		2157	4265	339.7	11			0.506
Terbium (Tb)	158.93	1359	3230	67.9	8.23	10.3	0.182	0.111
Thallium (Tl)	204.38	304	1473	20.3	11.8	29.9	0.129	0.461
Thorium (Th)	232.04	1750	4788	59.5	11.7	11.0	0.118	0.540
Thulium (Tm)	168.93	1545	1950	99.7	9.32	13.3	0.160	0.169
Tin (Sn)	118.71	231.93	2602	60.4	7.26	22.0	0.227	0.666
Titanium (Ti)	47.88	1668	3287	295.6	4.51	8.6	0.522	0.219
Tungsten (W)	183.84	3422	5555	284.5	19.3	4.5	0.132	1.74
Uranium (U)	238.03	1135	4131	38.4	19.1	13.9	0.116	0.276
Vanadium (V)	50.94	1910	3407	422	6.0	8.4	0.489	0.307
Ytterbium (Yb)	173.04	824	1196	44.3	6.90	26.3	0.154	0.385
Yttrium (Y)	88.91	1522	3345	128	4.47	10.6	0.298	0.172
Zinc (Zn)	65.39	419.53	907	108.1	7.14	30.2	0.388	1.16
Zirconium (Zr)	91.22	1854.7	4409	230.2	6.52	5.7	0.278	0.227

^a Estimated.

^b At 100°C.

THERMAL CONDUCTIVITY OF METALS AND SEMICONDUCTORS AS A FUNCTION OF TEMPERATURE

This table gives the temperature dependence of the thermal conductivity of several metals and of carbon, germanium, and silicon. For graphite, separate entries are given for the thermal conductivity parallel (\parallel) and perpendicular (\perp) to the layer planes. The thermal conductivity of all these materials is very sensitive to impurities at low temperatures, especially below 100 K. Therefore, the values given here should be regarded as typical values for a highly purified specimen; the thermal conductivity of different specimens can vary by more than an order of magnitude in the low-temperature range. See Reference 2 for details.

References

1. Ho, C. Y., Powell, R. W., and Liley, P. E., *J. Phys. Chem. Ref. Data*, 1, 279, 1972.
2. White, G. K., and Minges, M. L., *Thermophysical Properties of Some Key Solids*, CODATA Bulletin No. 59, 1985.

T/K	Thermal Conductivity in W/cm K										
				Carbon (C)							
	Ag	Al	Au	Diamond (type)			Pyrolytic graphite		Cr	Cu	
			I	IIa	IIb	\parallel	\perp				
1	39.4	41.1	5.46						0.402*	42.2	
2	78.3	81.8	10.9	0.0138*	0.033*	0.0200*			0.803	84.0	
3	115	121	16.1	0.0461	0.111	0.0676			1.20	125	
4	147	157	20.9	0.108	0.261	0.160			1.60	162	
5	172	188	25.2	0.206	0.494	0.307			2.00	195	
6	187	213	28.5	0.344	0.820	0.510			2.39	222	
7	193	229	30.9	0.523	1.24	0.778			2.27	239	
8	190	237	32.3	0.762	1.77	1.12			3.14	248	
9	181	239	32.7	1.05	2.41	1.53			3.50	249	
10	168	235	32.4	1.40	3.17	2.03	0.811	0.0116	3.85	243	
15	96.0	176	24.6	3.96	8.65	5.66			5.24	171	
20	51.0	117	15.8	7.87	16.8	11.2	4.20	0.0397	5.93	108	
30	19.3	49.5	7.55	18.8	38.9	26.5	9.86	0.0786	5.49	44.5	
40	10.5	24.0	5.15	29.4	65.9	44.0	16.4	0.120	4.25	21.7	
50	7.0	13.5	4.21	35.3	92.1	59.1	23.1	0.152	3.17	12.5	
60	5.5	8.5	3.74	37.4	112	67.5	29.8	0.173	2.48	8.29	
70	4.97	5.85	3.48	36.9	119	69.1	36.6	0.181	2.07	6.47	
80	4.71	4.32	3.32	35.1	117	65.7	42.8	0.181	1.84	5.57	
90	4.60	3.42	3.28	32.7	109	60.0	47.5	0.176	1.69	5.08	
100	4.50	3.02	3.27	30.0	100	54.2	49.7	0.168	1.59	4.82	
150	4.32	2.48	3.25	19.5	60.2	32.5	45.1	0.125	1.29	4.29	
200	4.30	2.37	3.23	14.1	40.3	22.6	32.3	0.0923	1.11	4.13	
250	4.29	2.35	3.21	11.0	29.7	17.0	24.4	0.0711	1.00	4.06	
300	4.29	2.37	3.17	8.95	23.0	13.5	19.5	0.0570	0.937	4.01	
350	4.27	2.40	3.14	7.55*	18.5*	11.1*	16.2	0.0477	0.929	3.96	
400	4.25	2.40	3.11	6.5*	15.4*	9.32*	13.9	0.0409	0.909	3.93	
500	4.19	2.36	3.04				10.8	0.0322	0.860	3.86	
600	4.12	2.31	2.98				8.92	0.0268	0.807	3.79	
800	3.96	2.18	2.84				6.67	0.0201	0.713	3.66	
1000	3.79		2.70				5.34	0.0160	0.654	3.52	
1200	3.61*		2.55				4.48	0.0134	0.619	3.39	
1400							3.84	0.0116	0.588		
1600							3.33	0.0100	0.556		
1800							2.93	0.00895	0.526*		
2000							2.62	0.00807	0.494*		

T/K	Fe	Ge ^a	Mg	Ni	Pb	Pt	Si ^a	Sn	Ti	W
1	1.71	0.274	9.86	2.17	27.9	2.31	0.0693*	183	0.0144*	14.4
2	3.42	2.06	19.6	4.34	44.6	4.60	0.454	323	0.0288*	28.7
3	5.11	5.35	29.0	6.49	35.8	6.79	1.38	297	0.0432	42.8
4	6.77	8.77	37.6	8.59	22.2	8.8	2.97	181	0.0575	56.3
5	8.39	11.6	45.0	10.6	13.8	10.5	5.27	117	0.0719	68.7
6	9.93	13.9	50.8	12.5	8.10	11.8	8.23	76	0.0863	79.5
7	11.4	15.5	54.7	14.2	4.86	12.6	11.7	52	0.101	88.0
8	12.7	16.6	56.7	15.8	3.20	12.9	15.5	36	0.115	93.8
9	13.9	17.3	57.0	17.1	2.30	12.8	19.5	26	0.129	96.8
10	14.8	17.7	55.8	18.1	1.78	12.3	23.3	19.3	0.143	97.1
15	17.0	17.3	41.1	19.5	0.845	8.41	41.6	6.3	0.212	72.0
20	15.4	14.9	27.2	16.5	0.591	4.95	49.8	3.2	0.275	40.5
30	10.0	10.8	12.9	9.56	0.477	2.15	48.1	1.79	0.365	14.4
40	6.23	7.98	7.19	5.82	0.451	1.39	35.3	1.33	0.390	6.92
50	4.05	6.15	4.65	4.00	0.436	1.09	26.8	1.15	0.374	4.27
60	2.85	4.87	3.27	3.08	0.425	0.947	21.1	1.04	0.355	3.14
70	2.16	3.93	2.49	2.50	0.416	0.862	16.8	0.96	0.340	2.58
80	1.75	3.25	2.02	2.10	0.409	0.815	13.4	0.915	0.326	2.29
90	1.50	2.70	1.78	1.83	0.403	0.789	10.8	0.880	0.315	2.17
100	1.34	2.32	1.69	1.64	0.397	0.775	8.84	0.853	0.305	2.08
150	1.04	1.32	1.61	1.22	0.379	0.740	4.09	0.779	0.270	1.92
200	0.94	0.968	1.59	1.07	0.367	0.726	2.64	0.733	0.245	1.85
250	0.865	0.749	1.57	0.975	0.360	0.718	1.91	0.696	0.229	1.80
300	0.802	0.599	1.56	0.907	0.353	0.716	1.48	0.666	0.219	1.74
350	0.744	0.495	1.55	0.850	0.347	0.717	1.19	0.642	0.210	1.67
400	0.695	0.432	1.53	0.802	0.340	0.718	0.989	0.622	0.204	1.59
500	0.613	0.338	1.51	0.722	0.328	0.723	0.762	0.596	0.197	1.46
600	0.547	0.273	1.49	0.656	0.314	0.732	0.619		0.194	1.37
800	0.433	0.198	1.46*	0.676		0.756	0.422		0.197	1.25
1000	0.323	0.174		0.718		0.787	0.312		0.207	1.18
1200	0.283	0.174		0.762		0.826	0.257		0.220	1.12
1400	0.312			0.804		0.871	0.235		0.236	1.08
1600	0.330					0.919	0.221		0.253	1.04
1800	0.345*					0.961			0.270*	1.01
2000						0.994*				0.98

^a Values below 300 K are typical values.

* Extrapolated.

THERMAL CONDUCTIVITY OF ALLOYS AS A FUNCTION OF TEMPERATURE

This table lists the thermal conductivity of selected alloys at various temperatures. The indicated compositions refer to weight percent. Since the thermal conductivity is sensitive to exact composition and processing history, especially at low temperatures, these values should be considered approximate.

References

1. Powell, R. L., and Childs, G. E., in *American Institute of Physics Handbook, 3rd Edition*, Gray, D. E., Ed., McGraw-Hill, New York, 1972.
2. Ho, C. Y., et al., *J. Phys. Chem. Ref. Data*, 7, 959, 1978.

		Thermal conductivity in W/m K								
Alloy		4 K	20 K	77 K	194 K	273 K	373 K	573 K	973 K	
Aluminum:	1100	50	240	270	220	220				
	2024	3.2	17	56	95	130				
	3003	11	58	140	150	160				
	5052	4.8	25	77	120	140				
	5083, 5086	3	17	55	95	120				
	Duralumin	5.5	30	91	140	160	180			
Bismuth:	Rose metal		5.5	8.3	14	16				
	Wood's metal	4	17	23						
Copper:	electrolytic tough pitch	330	1300	550	400	390	380	370	350	
	free cutting, leaded	200	800	460	380	380				
	phosphorus, deoxidized	7.5	42	120	190	220				
	brass, leaded	2.3	12	39	70	120				
	bronze, 68% Cu; 32% Zn	2.3	16	48	92	110				
	beryllium	2	17	36	70	90	113	172		
	german silver	0.75	7.5	17	20	23	25	30	40	
	silicon bronze A		3.4	11	23	30				
	manganin	0.48	3.2	14	17	22				
	constantan	0.9	8.6	17	19	22				
Ferrous:	commercial pure iron	15	72	106	82	76	66	54	34	
	plain carbon steel(AISI 1020)	13	20	58	65	65				
	plain carbon steel(AISI 1095)		8.5	31	41	45				
	3% Ni; 0.7% Cr; 0.6% Mo		6	22			33	35	36	30
	4% Si						20	24	28	26
	stainless steel	0.3	2	8	13	14	16	19	25	
	27% Ni; 15% Cr		1.7	55		11	12	16	21	
Gold:	colbalt thermocouple	1.2	8.6	20						
	65% Au; 35% Ag		12	24		61	89			
Indium:	85.5% In; 14.5% Pb	1.9	7.8	24	41					
Lead:	60% Pb; 40% Sn (soft solder)		28	44						
	64.35% Pb; 35.65% In	0.8	3.26	9.1		20.2				
Nickel:	80% Ni; 20% Cr					12	14	17	23	
	contracid	0.2	2	7.3	9.5	13				
	inconel	0.5	4.2	12.5	13	15	16	19	26	
	monel	0.9	7.1	15	20	21	24	30	43	
Platinum:	90% Pt; 10% Ir					31	31.4			
	90% Pt; 10% Rh					30.1	30.5			
Silver:	silver solder		12	34	58					
	normal Ag thermocouple	48	230	310						
Tin:	60% Sn; 40% Pb	16	55	51						
Titanium:	5.5% Al; 2.5% Sn; 0.2% Fe		1.8	4.3	6.4	7.8	8.4	10.8		
	4.7% Mn; 3.99% Al; 0.14% C		1.7	4.5	6.5	8.5				

THERMAL CONDUCTIVITY OF CRYSTALLINE DIELECTRICS

This table lists the thermal conductivity of a number of crystalline dielectrics, including some which find use as optical materials. Values are given at temperatures for which data are available.

Reference

Powell, R. L., and Childs, G. E., in *American Institute of Physics Handbook, 3rd Edition*, Gray, D. E., Ed., McGraw-Hill, New York, 1972.

Material	T/K	Ther. cond. W/m K	
AgCl	223	1.3	
	273	1.2	
	323	1.1	
	373	1.1	
Al,B silicate (tourmaline) to c axis	398	2.9	
	540	3.2	
	723	3.5	
Al,Be silicate (beryl)	315	6.4	
Al,F silicate (topaz) to c axis	315	17.7	
	358	15.6	
	417	13.3	
Al,Fe silicate (garnet)	315	35.8	
	358	35.4	
	377	35.6	
Al ₂ O ₃ (sapphire): 36° to c axis	4.2	110	
	20	3500	
	35	6000	
	77	1100	
	⊥ to c axis	373	2.6
		523	3.9
		773	5.8
	Al ₂ O ₃ (sintered)	4.2	0.5
		20	23
		77	150
194		48	
273		35	
373		26	
973		8	
Ar	8	6.0	
	10	3.7	
	20	1.4	
	77	0.31	
As ₂ S ₃ (glass)	283	0.16	
	323	0.21	
	373	0.27	
BN	1047	36.2	
	1475	22.7	
	1928	21.9	
	2111	18.5	
	BaF ₂	225	20
260		13.4	
305		10.9	
370		10.5	
BaTiO ₃		5	4.2
	30	24.0	
	40	25.0	
	100	12.0	
	250	4.8	
BeO	300	6.2	
	4.2	0.3	

Material	T/K	Ther. cond. W/m K	
	20	16	
	77	270	
	373	210	
	573	120	
	1273	29	
Bi ₂ Te ₃	80	6.4	
	204	2.8	
	303	3.6	
	370	4.6	
	C (diamond) type I	4.2	13
		20	800
77		3550	
	194	1450	
	273	1000	
	CaCO ₃ to c axis	83	25
		273	5.5
		⊥ to c axis	83
194	6.5		
273	4.6		
CaF ₂	373	3.6	
	83	39	
	223	18	
	273	10	
	323	9.2	
CaWO ₄ (scheelite)	373	9	
	422	11.3	
	CdTe	160	7.0
297		3.6	
422		2.9	
CsBr	223	1.2	
	273	0.94	
	323	0.81	
	373	0.77	
	CsI	223	1.4
273		1.2	
323		1	
Cu ₂ O (cuprite)	373	0.95	
	102	3.74	
	163	7.76	
	299	5.58	
	360	4.86	
Fe ₃ O ₄ (magnetite)	4.5	27.4	
	20.5	293.0	
	126.5	7.4	
Glass:	304	7.0	
	phoenix	4.2	0.095
		20	0.13
77		0.37	
plastic perspex	4.2	0.058	

Material	T/K	Ther. cond. W/m K	Material	T/K	Ther. cond. W/m K
	20	0.074	NaCl	4.2	440
pyrex	77	0.44		20	300
	194	0.88		77	30
	273	1		273	6.4
H ₂ (para + 0.5% ortho)	2.5	100		323	5.6
	3	150		373	5.4
	4	200	NaF	5	1100
	6	30		50	250
	10	3		100	90
H ₂ O (ice)	173	3.5	Ne	2	3.0
	223	2.8		3	4.6
	273	2.2		4.2	4.2
He ³ (high pressure)	0.6	25		10	0.8
	1	2		20	0.3
	1.5	0.57	NH ₄ Cl	77	17
	2	0.21		194	23
He ⁴ (high pressure)	0.5	42		230	38
	0.8	120		273	27
	1	24	NH ₄ H ₂ PO ₄		
	2	0.18	to optic axis	315	0.71
I ₂	300	0.45		339	0.71
	325	0.42	⊥ to optic axis	313	1.26
	350	0.4		342	1.34
KBr	2	150	NiO	4.2	5.9
	4.2	360		40	400
	100	12		194	82
	273	5	SiO ₂ (quartz)		
	323	4.8	to c axis	20	720
	373	4.8		194	20
KCl	4.2	500	⊥ to c axis	273	12
	25	140		20	370
	80	35		194	10
	194	10		273	6.8
	273	7.0	SiO ₂ (fused silica)	4.2	0.25
	323	6.5		20	0.7
	373	6.3		77	0.8
KI	4.2	700		194	1.2
	80	13		273	1.4
	194	4.6		373	1.6
	273	3.1		673	1.8
Kr	4.2	0.48	SrTiO ₃	5	2.4
	10	1.7		30	21.0
	20	1.2		40	19.2
	77	0.36		100	18.5
LaF ₃	78	7.8		250	12.5
	197	5.0		300	11.2
	274	5.4	TlBr	316	0.59
LiF	4.2	620	TlCl	311	0.75
	20	1800	TiO ₂ (rutile)		
	77	150	to optic axis	4.2	200
MgO·Al ₂ O ₃ (spinel)	373	13		20	1000
	773	8.5		273	13
MnO	4.2	0.25	⊥ to optic axis	4.2	160
	40	55		20	690
	120	8		273	9
	573	3.5			

THERMAL CONDUCTIVITY OF CERAMICS AND OTHER INSULATING MATERIALS

Thermal conductivity values for ceramics, refractory oxides, and miscellaneous insulating materials are given here. The thermal conductivity refers to samples with density indicated in the second column. Since most of these materials are highly variable, the values should only be considered as a rough guide.

Material	Dens. g/cm ³	t °C	Ther. cond. W/m K
Alumina (Al ₂ O ₃)	3.8	100	30
		400	13
		1300	6
		1800	7.4
		3.5	100
Al ₂ O ₃ + MgO	3.5	800	7.6
		100	15
		400	10
Asbestos	0.4	1000	5.6
		-100	0.07
		0	0.09
Asbestos + 85% MgO	0.4	100	0.10
		30	0.08
Asphalt	2.1	20	0.06
Beryllia (BeO)	2.8	100	210
		400	90
		1000	20
		1800	15
		1.85	50
Brick, dry	1.54	200	40
		600	23
		0	0.04
Brick, refractory: alosite	1.99	1000	1.3
		400	1.2
aluminous	1.99	1000	1.3
		100	0.2
diatomaceous	0.77	500	0.24
		0.4	100
fireclay	2	500	0.1
		400	1
		1000	1.2
silicon carbide	2	200	2
		600	2.4
vermiculite	0.77	200	0.26
		600	0.31
Calcium oxide	2	100	16
		400	9
		1000	7.5
Cement mortar	2	90	0.55
Charcoal	0.2	20	0.055
Coal	1.35	20	0.26
Concrete	1.6	0	0.8
Cork	0.05	0	0.03
		100	0.04
		0.35	0
Cotton wool	0.08	100	0.08
		30	0.04
Diatomite	0.2	0	0.05

References

1. Powell, R. L., and Childs, G. E., in *American Institute of Physics Handbook, 3rd Edition*, Gray, D. E., Ed., McGraw-Hill, New York, 1972.
2. Perry, R. H., and Green, D., *Perry's Chemical Engineers' Handbook, Sixth Edition*, McGraw-Hill, New York, 1984.

Material	Dens. g/cm ³	t °C	Ther. cond. W/m K				
Ebonite	0.5	400	0.09				
		0	0.09				
		400	0.16				
		1.2	0	0.16			
Felt, flax	0.2	30	0.05				
		30	0.04				
Fuller's earth	0.53	30	0.1				
Glass wool	0.2	-200 to 20	0.005				
		50	0.04				
		100	0.05				
Graphite	0.2	300	0.08				
		40	0.18				
		40	1.29				
100 mesh	0.48	40	0.18				
20-40 mesh	0.7	40	1.29				
Linoleum cork	0.54	20	0.08				
Magnesia (MgO)	0.54	100	36				
		400	18				
		1200	5.8				
MgO + SiO ₂	0.54	1700	9.2				
		100	5.3				
		400	3.5				
Mica:	0.54	1500	2.3				
		100	0.72				
		300	0.65				
muscovite	0.54	600	0.69				
		100	0.66				
		300	0.19				
phlogopite	0.54	600	0.2				
		30	0.3				
Canadian	0.54	30	0.04				
		300	0.04				
Micanite	0.15	30	0.04				
Mineral wool	0.15	30	0.04				
Perlite, expanded	0.1	-200 to 20	0.002				
Plastics:	0.1	-200 to 20	0.002				
				bakelite	1.3	20	1.4
				celluloid	1.4	30	0.02
				polystyrene foam	0.05	-200 to 20	0.033
				mylar foil	0.05	-200 to 20	0.0001
				nylon	0.05	-253	0.10
						-193	0.23
						25	0.30
						-253	0.13
						-193	0.16
		25	0.26				
		230	2.5				
urethane foam	0.07	20	0.06				
Porcelain		90	1				
Rock:							
				basalt	20	2	
chalk		20	0.92				

Material	Dens. g/cm ³	<i>t</i> °C	Ther. cond. W/m K	Material	Dens. g/cm ³	<i>t</i> °C	Ther. cond. W/m K
granite	2.8	20	2.2	Uranium dioxide		100	9.8
limestone	2	20	1			400	5.5
sandstone	2.2	20	1.3			1000	3.4
slate, ⊥		95	1.4	Wood:			
slate,		95	2.5	balsa, ⊥	0.11	30	0.04
Rubber:				fir, ⊥	0.54	20	0.14
sponge	0.2	20	0.05	fir,	0.54	20	0.35
92 percent		25	0.16	oak		20	0.16
Sand, dry	1.5	20	0.33	plywood		20	0.11
Sawdust	0.2	30	0.06	pine, ⊥	0.45	60	0.11
Shellac		20	0.23	pine,	0.45	60	0.26
Silica aerogel	0.1	-200 to 20	0.003	walnut, ⊥	0.65	20	0.14
Snow	0.25	0	0.16	Wool	0.09	30	0.04
Steel wool	0.1	55	0.09	Zinc oxide		200	17
Thoria (ThO ₂)		100	10			800	5.3
		400	5.8	Zirconia (ZrO ₂)		100	2
		1500	2.4			400	2
Titanium dioxide		100	6.5			1500	2.5
		400	3.8	Zirconia + silica		200	5.6
		1200	3.3			600	4.6
						1500	3.7

THERMAL CONDUCTIVITY OF GLASSES

This table gives the composition of various types of glasses and of the variability of glasses, the data should be regarded as only the thermal conductivity k as a function of temperature. Because approximate.

Type of glass	Composition		t °C	k W/m K	
	SiO ₂ (wt%)	Other oxides (wt%)			
Vitreous silica	100		-150	0.85	
			-100	1.05	
			-50	1.20	
			0	1.30	
			50	1.40	
			100	1.50	
Vycor glass	96	B ₂ O ₃ 3	-100	1.00	
			0	1.25	
			100	1.40	
Pyrex type chemically-resistant borosilicate glasses	80-81	B ₂ O ₃ 12-13	-100	0.90	
		Na ₂ O 4	0	1.10	
		Al 2	100	1.25	
Borosilicate crown glasses	60-65	B ₂ O ₃ 15-20	-100	0.65-0.75	
			0	0.90-0.95	
			100	1.00-1.05	
	65-70	B ₂ O ₃ 10-15	-100	0.75-0.80	
			0	0.95-1.00	
			100	1.05-1.15	
	70-75	B ₃ O ₃ 5-10	-100	0.80-0.85	
			0	1.05-1.10	
			100	1.15-1.20	
	Zinc crown glasses (i)	55-65	ZnO 5-15	-100	0.88-0.92
			Remainder: B ₂ O ₃ , Al ₂ O ₃	0	1.10-1.15
			100	1.15-1.25	
		ZnO 5-15	-100	0.60-0.70	
			Remainder: Na ₂ O, K ₂ O	0	0.70-0.90
			100	0.85-0.95	
		ZnO 15-25	-100	0.88-0.92	
			Remainder: B ₂ O ₃ , Al ₂ O ₃	0	1.10-1.15
			100	1.15-1.20	
		ZnO 15-25	-100	0.65-0.80	
			Remainder: Na ₂ O, K ₂ O	0	0.85-0.95
			100	0.90-1.05	
Zinc crown glasses (ii)	65-75	ZnO 5-15	-100	0.88-0.92	
		Remainder: B ₂ O ₃ , Al ₂ O ₃	0	1.15-1.15	
		100	1.20-1.30		
		ZnO 5-15	-100	0.70-0.85	
			Remainder: Na ₂ O, K ₂ O	0	0.90-1.05
			100	1.00-1.15	
		ZnO 15-25	-100	0.90-0.95	

Type of glass	Composition		t °C	k W/m K
	SiO ₂ (wt%)	Other oxides (wt%)		
		Remainder:	0	1.15–1.15
		B ₂ O ₃ , Al ₂ O ₃	100	1.20–1.25
		ZnO 15–25	–100	0.65–0.85
		Remainder:	0	0.85–1.00
		Na ₂ O, K ₂ O	100	1.05–1.20
Barium crown glasses	31	B ₂ O ₃	–100	0.55
		Al ₂ O ₃	0	0.70
		BaO	100	0.80
	41	B ₂ O ₃	–100	0.60
		Al ₂ O ₃	0	0.75
		ZnO	100	0.85
		BaO	43	
	47	B ₂ O ₃	–100	0.65
		Na ₂ O	0	0.75
		K ₂ O	100	0.90
		ZnO	8	
		BaO	32	
	65	B ₂ O ₃	–100	0.70
		Na ₂ O	0	0.90
		K ₂ O	100	1.00
		ZnO	2	
BaO		10		
Borate glasses	Borate flint glass	B ₂ O ₃	–100	0.55
		Na ₂ O	0	0.65
		K ₂ O	100	0.80
		PbO	36	
		Al ₂ O ₃	10	
		ZnO	6	
		Borate flint glass	0	B ₂ O ₃
Al ₂ O ₃	0			0.65
PbO	100			0.85
Borate flint glass	0	B ₂ O ₃	–100	0.40
		Al ₂ O ₃	0	0.55
		PbO	100	0.70
Borate glass	4	B ₂ O ₃	–100	0.65
		Al ₂ O ₃	0	0.80
		PbO	100	0.90
		K ₂ O	4	
		ZnO	12	
Borate crown glass	0	B ₂ O ₃	–100	0.50
		Na ₂ O	0	0.65
		K ₂ O	100	0.85
		BaO	4	
		PbO	3	
		Al ₂ O ₃	18	
Light borate crown glass	0	B ₂ O ₃	–100	0.55
		Na ₂ O	0	0.70

Type of glass	Composition		t °C	k W/m K	
	SiO ₂ (wt%)	Other oxides (wt%)			
Zinc borate glass	0	BaO	5	100	0.90
		Al ₂ O ₃	18		
		B ₂ O ₃	40	-100	0.65
		ZnO	60	0	0.75
				100	0.85
Phosphate crown glasses	0	P ₂ O ₅	70	0	0.75
Potash phosphate glass		B ₂ O ₃	3	100	0.85
		K ₂ O	12		
		Al ₂ O ₃	10		
		MgO	4		
Baryta phosphate glass	0	P ₂ O ₅	60	45	0.75
		B ₂ O ₃	3		
		Al ₂ O ₃	8		
		BaO	28		
Soda-lime glasses	75	Na ₂ O	17	-100	0.75
		CaO	8	0	0.95
				100	1.10
	75	Na ₂ O	12	-100	0.90
		CaO	13	0	1.10
				100	1.15
	72	Na ₂ O	15	-100	0.80
		CaO	11	0	1.00
		Al ₂ O ₃	2	100	1.15
	65	Na ₂ O	25	-100	0.65
		CaO	10	0	0.85
				100	0.95
	65	Na ₂ O	15	-100	0.85
		CaO	20	0	1.00
				100	1.10
	60	Na ₂ O	20	-100	0.75
		CaO	20	0	0.90
				100	1.00
Other crown glasses	75	Na ₂ O	9	-100	0.80
Crown glass		K ₂ O	11	0	1.00
		CaO	5	100	1.10
High dispersion crown glass	68	Na ₂ O	16	-100	0.65
		ZnO	3	0	0.85
		PbO	13	100	1.00
Miscellaneous flint glasses	65	PbO	25	-100	0.65–0.70
(i) Silicate flint glasses		Others	10	0	0.88–0.92
Light flint glasses					100
	55	PbO	35	-100	0.60–0.65

Type of glass	Composition		t °C	k W/m K	
	SiO ₂ (wt%)	Other oxides			
		(wt%)			
		Others	10	0 0.75–0.85 100 0.88–0.92	
Ordinary flint glass	45	PbO	45	–100 0 100	0.50–0.60 0.65–0.75 0.80–0.85
		Others	10		
Heavy flint glass	35	PbO	60	–100 0 100	0.45–0.50 0.60–0.65 0.70–0.75
		Others	5		
Very heavy flint glasses	25	PbO	73	–100 0 100	0.40–0.45 0.55–0.60 0.63–0.67
		Others	2		
(ii) Borosilicate flint glass	20	PbO	80	–100 0 100	0.40 0.50 0.60
(ii) Borosilicate flint glass	33	B ₂ O ₃	31	–100	0.65
		PbO	25	0	0.85
		Al ₂ O ₃	7	100	0.95
		K ₂ O	3		
		Na ₂ O	1		
(iii) Barium flint glass	50	BaO	24	–100	0.60
		PbO	6	0	0.70
		K ₂ O	8	100	0.85
		Na ₂ O	3		
		ZnO	8		
		Sb ₂ O ₃	1		
Other glasses					
Potassium glass	59	K ₂ O	33	50	0.88–0.92
		CaO	8		
Iron glasses	63	Fe ₂ O ₃	10	–100	0.80
		Na ₂ O	17	0	0.95
		MgO	4	100	1.05
		CaO	3		
		Al ₂ O ₃	2		
67	Fe ₂ O ₃	15	0	0.88–0.92	
	Na ₂ O	18	100	1.00–1.05	
62	Fe ₂ O ₃	20	0	0.85–0.90	
	Na ₂ O	18	100	0.95–1.00	
Rock glasses					
Obsidian				0	1.35
Artificial diabase				100	1.25

COMMERCIAL METALS AND ALLOYS

This table gives typical values of mechanical, thermal, and electrical properties of several common commercial metals and alloys. Values refer to ambient temperature (0 to 25°C). All values should be regarded as typical, since these properties are dependent on the particular type of alloy, heat treatment, and other factors. Values for individual specimens can vary widely.

References

1. *ASM Metals Reference Book, Second Edition*, American Society for Metals, Metals Park, OH, 1983.
2. Lynch, C. T., *CRC Practical Handbook of Materials Science*, CRC Press, Boca Raton, FL, 1989.
3. Shackelford, J. F., and Alexander, W., *CRC Materials Science and Engineering Handbook*, CRC Press, Boca Raton, FL, 1991.

Common name	Thermal conductivity W/cm K	Density g/cm ³	Coeff. of linear expansion 10 ⁻⁶ /°C	Electrical resistivity μΩ cm	Modulus of elasticity GPa	Tensile strength MPa	Approx. melting point °C
Ingot iron	0.7	7.86	11.7	9.7	205	–	1540
Plain carbon steel AISI-SAE 1020	0.52	7.86	11.7	18	205	450	1515
Stainless steel type 304	0.15	7.9	17.3	72	195	550	1425
Cast gray iron	0.47	7.2	10.5	67	90	180	1175
Malleable iron		7.3	12	30	170	345	1230
Hastelloy C	0.12	8.94	11.3	125	200	780	1350
Inconel	0.15	8.25	11.5	103	200	800	1370
Aluminum alloy 3003, rolled	1.9	2.73	23.2	3.7	70	110	650
Aluminum alloy 2014, annealed	1.9	2.8	23.0	3.4	70	185	650
Aluminum alloy 360	1.5	2.64	21.0	7.5	70	325	565
Copper, electrolytic (ETP)	3.9	8.94	16.5	1.7	120	300	1080
Yellow brass (high brass)	1.2	8.47	20.3	6.4	100	300-800	930
Aluminum bronze	0.7	7.8	16.4	12	120	400-600	1050
Beryllium copper 25	0.8	8.23	17.8	7	130	500-1400	925
Cupronickel 30%	0.3	8.94	16.2		150	400-600	1200
Red brass, 85%	1.6	8.75	18.7	11	90	300-700	1000
Chemical lead	0.35	11.34	29.3	21	13	17	327
Antimonial lead (hard lead)	0.3	10.9	26.5	23	20	47	290
Solder 50-50	0.5	8.89	23.4	15	–	42	215
Magnesium alloy AZ31B	1.0	1.77	26	9	45	260	620
Monel	0.3	8.84	14.0	58	180	545	1330
Nickel (commercial)	0.9	8.89	13.3	10	200	460	1440
Cupronickel 55-45 (constantan)	0.2	8.9	18.8	49	160	–	1260
Titanium (commercial)	1.8	4.5	8.5	43	110	330-500	1670
Zinc (commercial)	1.1	7.14	32.5	6	–	130	419
Zirconium (commercial)	0.2	6.5	5.85	41	95	450	1855

HARDNESS OF MINERALS AND CERAMICS

There are several hardness scales for describing the resistance of a material to indentation or scratching. This table lists a number of common materials in order of increasing hardness. Values are given, when available, on three different hardness scales: the original Mohs Scale (range 1 to 10); the modified Mohs Scale (range 1

to 15), and the Knoop Hardness Scale. In the last case, a load of 100 g is assumed.

Reference

Shackelford, J. F. and Alexander, W., *CRC Materials Science and Engineering Handbook*, CRC Press, Boca Raton, FL, 1991.

Material	Formula	Mohs	Modified mohs	Knoop
Graphite	C	0.5		
Talc	3MgO·4SiO ₂ ·H ₂ O	1	1	
Alabaster	CaSO ₄ ·2H ₂ O	1.7		
Gypsum	CaSO ₄ ·2H ₂ O	2	2	32
Halite (rock salt)	NaCl	2		
Stibnite (antimonite)	Sb ₂ S ₃	2.0		
Galena	PbS	2.5		
Mica		2.8		
Calcite	CaCO ₃	3	3	135
Barite	BaSO ₄	3.3		
Marble		3.5		
Aragonite	CaCO ₃	3.5		
Dolomite	CaMg(CO ₃) ₂	3.5		
Fluorite	CaF ₂	4	4	163
Magnesia	MgO	5		370
Apatite	CaF ₂ ·3Ca ₃ (PO ₄) ₂	5	5	430
Opal		5		
Feldspar (orthoclase)	K ₂ O·Al ₂ O ₃ ·6SiO ₂	6	6	560
Augite		6		
Hematite	Fe ₂ O ₃	6		750
Magnetite	Fe ₃ O ₄	6		
Rutile	TiO ₂	6.2		
Pyrite	FeS ₂	6.3		
Agate	SiO ₂	6.5		
Uranium dioxide	UO ₂	6.7		600
Silica (fused)	SiO ₂		7	
Quartz	SiO ₂	7	8	820
Flint		7		
Silicon	Si	7		
Andalusite	Al ₂ OSiO ₄	7.5		
Zircon	ZrSiO ₄	7.5		
Zirconia	ZrO ₂			1200
Aluminum nitride	AlN			1225
Beryl	Be ₃ Al ₂ Si ₆ O ₁₈	7.8		
Beryllia	BeO			1300
Topaz	Al ₂ SiO ₄ (OH,F) ₂	8	9	1340
Garnet	Al ₂ O ₃ ·3FeO·3SiO ₂		10	1360
Emery	Al ₂ O ₃ (impure)	8		
Zirconium nitride	ZrN	8+		1510
Zirconium boride	ZrB ₂			1560
Titanium nitride	TiN	9		1770
Zirconia (fused)	ZrO ₂		11	
Tantalum carbide	TaC			1800
Tungsten carbide	WC			1880
Corundum (alumina)	Al ₂ O ₃	9		2025
Zirconium carbide	ZrC			2150
Alumina (fused)	Al ₂ O ₃		12	
Beryllium carbide	Be ₂ C			2400
Titanium carbide	TiC			2470
Carborundum (silicon carbide)	SiC	9.3	13	2500
Aluminum boride	AlB			2500
Tantalum boride	TaB ₂			2600
Boron carbide	B ₄ C		14	2800
Boron	B	9.5		
Titanium boride	TiB ₂			2850
Diamond	C	10	15	7000

ORGANIC MAGNETS

J.S. Miller

Magnetic ordering, e.g., ferromagnetism, like superconductivity, is a property of a solid, not of an individual molecule or ion, and very rarely occurs for organic compounds. In contrast to superconductivity, where all electron spins pair to form a perfect diamagnetic material, magnetic ordering requires unpaired electron spins; hence, superconductivity and ferromagnetism are mutually exclusive.

The vast majority of organic compounds are diamagnetic (i.e., all electron spins are paired), and a relative few possess unpaired electrons (designated by an arrow, \uparrow) and are paramagnetic (PM), i.e., they are oriented in random directions. A few organic solids, however, exhibit strong magnetic behavior and magnetically order as ferromagnets (FO) with all spins aligned in the same direc-

tion. In some cases the spins align in the opposite direction and compensate to form an antiferromagnet (AF). In some cases these spins are not opposed to each other and do not compensate and lead to a canted antiferromagnet or weak ferromagnet (WF). If the number of spins that align in the opposite direction differs from the number of spins that align in the opposite direction, the spins cannot compensate and a ferrimagnet (FI) results. Metamagnets (MM) are antiferromagnets in which all the spins become aligned like a ferromagnet in an applied magnetic field. Above the ordering or critical temperature, T_c , all magnets are paramagnets (PM). Organic magnets all possess electron spins in p -orbitals, but these may be in conjunction with metal ion-based spins.

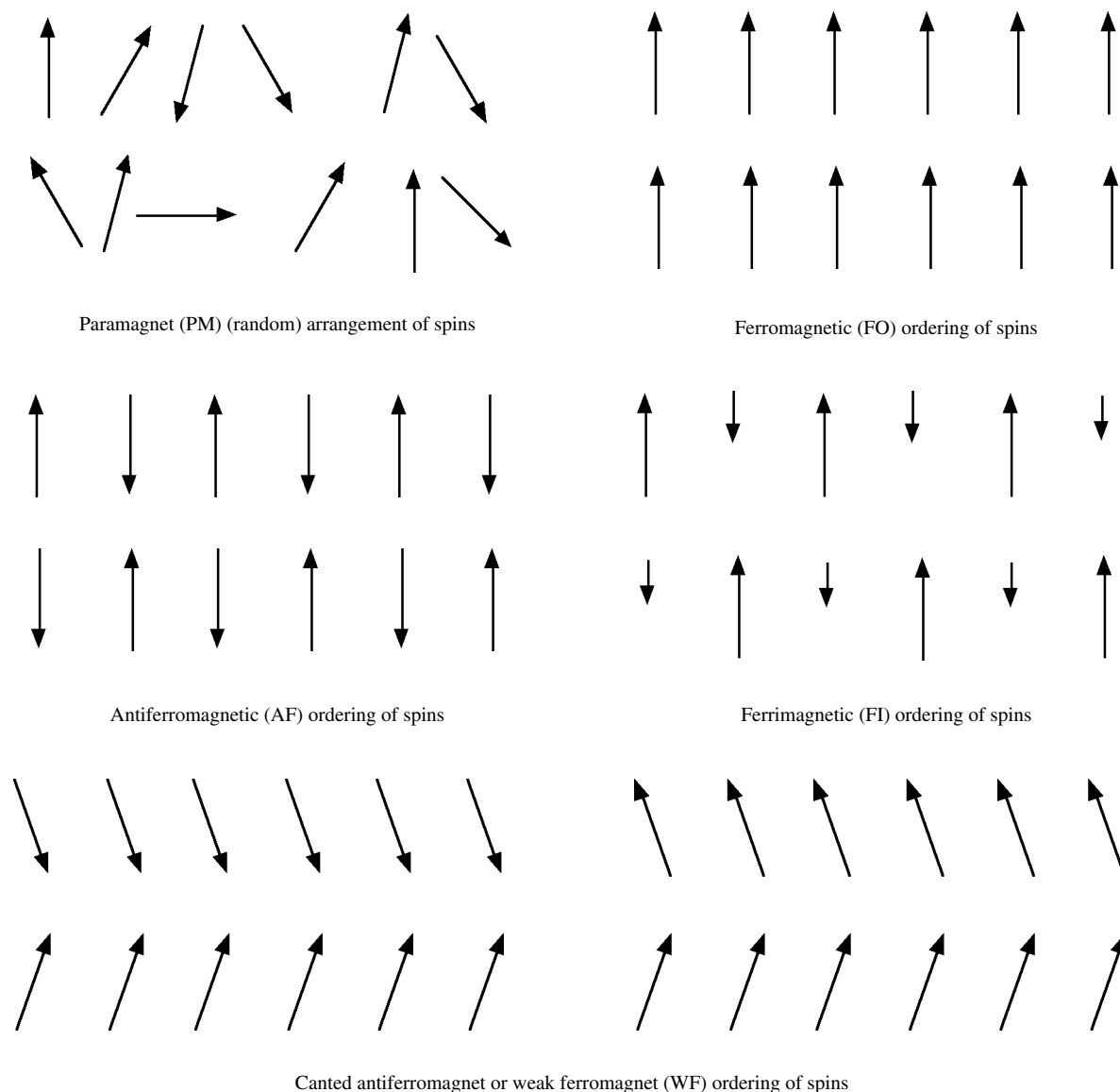


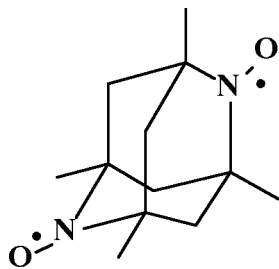
FIGURE 1. Schematic illustration of the different types of magnetic behavior.

Summary of the Critical Temperature, T_c , Saturation Magnetization, M_s , Coercive Field, H_{cr} , and Remanent Magnetization, M_r , for Selected Organic-Based Magnets

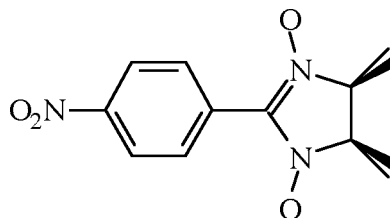
Magnet	Type	T_c /K	M_s /A m ⁻¹	H_{cr} /T	M_r /A m ⁻¹
α -1,3,5,7-Tetramethyl-2,6-diazaadamantane- N,N' -doxyl	FO	1.48	48,300	<0.00001	—
β -2-(4'-Nitrophenyl)-4,4,5,5-tetramethyl-4,5-dihydro-1H-imidazol-1-oxyl-3- N -oxide	FO	0.6	22,300	0.00008	<200
$\{\text{Fe}^{\text{III}}[\text{C}_5(\text{CH}_3)_5\text{I}]\{\text{TCNE}\}$	FO	4.8	37,600	0.10	2,300
$\{\text{Mn}^{\text{III}}[\text{C}_5(\text{CH}_3)_5\text{I}]\{\text{TCNE}\}$	FO	8.8	58,200	0.12	3,700
$\{\text{Cr}^{\text{III}}[\text{C}_5(\text{CH}_3)_5\text{I}]\{\text{TCNE}\}$	FO	3.65	46,300	—	—
α - $\{\text{Fe}^{\text{III}}[\text{C}_5(\text{CH}_3)_5\text{I}]\{\text{TCNQ}\}$	MM	2.55	34,200	—	—
β - $\{\text{Fe}^{\text{III}}[\text{C}_5(\text{CH}_3)_5\text{I}]\{\text{TCNQ}\}$	FO	3.0	21,600	—	—
Tanol subarate	MM	0.38	20,700	—	—
$\text{NCC}_6\text{F}_4\text{CN}_2\text{S}_2$	WF	35.5	45	0.00009	—
$\text{Mn}^{\text{II}}(\text{hfac})_2\text{NITC}_2\text{H}_5$	FI	7.8	39,400	0.03	27,600
$\text{Mn}^{\text{II}}(\text{hfac})_2\text{NIT}(i\text{-C}_3\text{H}_8)$	FI	7.6	42,400	<0.0005	<420
$[\text{Mn}(\text{hfac})_2]_3\{[\text{ON}[\text{C}_6\text{H}_3(t\text{-C}(\text{CH}_3)_3)_2\text{NO}]_2\}$	FI	46	24,400	—	—
$[\text{MnTPP}]\{\text{TCNE}\}2\text{C}_6\text{H}_5\text{CH}_3$	FI	13	18,400	2.4	10,300
$\text{V}\{\text{TCNE}\}_{x,y}\text{CH}_2\text{Cl}_2$ ($x \sim 2$; $y \sim 0.5$)	FI	~ 400	28,200	0.0015 - 0.006	1,650
$\text{Mn}\{\text{TCNE}\}_{x,y}\text{CH}_2\text{Cl}_2$ ($x \sim 2$; $y \sim 0.5$)	FI	75	52,000	0.002	270
$\text{Fe}\{\text{TCNE}\}_{x,y}\text{CH}_2\text{Cl}_2$ ($x \sim 2$; $y \sim 0.5$)	FI	97	46,300	0.23	3
$\text{Co}\{\text{TCNE}\}_{x,y}\text{CH}_2\text{Cl}_2$ ($x \sim 2$; $y \sim 0.5$)	FI	44	22,000	0.65	—

List of Symbols and Abbreviations

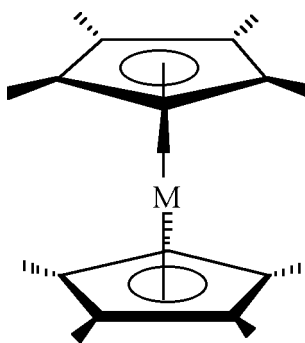
M_s	Saturation magnetization at 2 K	hfac	Hexafluoroacetate
H_{cr}	Coercive Field	NIT	Nitronyl nitroxide
T_c	Critical Temperature	FO	Ferromagnet
M_r	Remanent magnetization at 2 K	FI	Ferrimagnet
TCNE	Tetracyanoethylene	MM	Metamagnet
TCNQ	7,7,8,8-Tetracyano- p -quinodimethane	WF	Weak ferromagnet



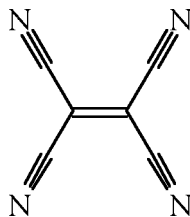
1,3,5,7-Tetramethyl-2,6-diazaadamantane- N,N' -doxyl



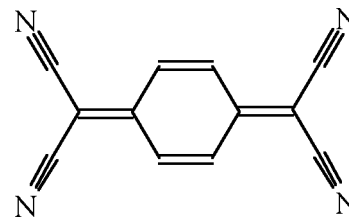
2-(4'-Nitrophenyl)-4,4,5,5-tetramethyl-4,5-dihydro-1H-imidazol-1-oxyl-3- N -oxide



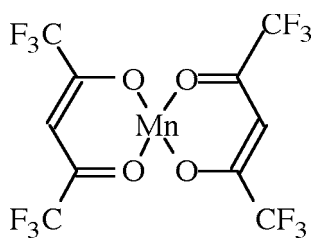
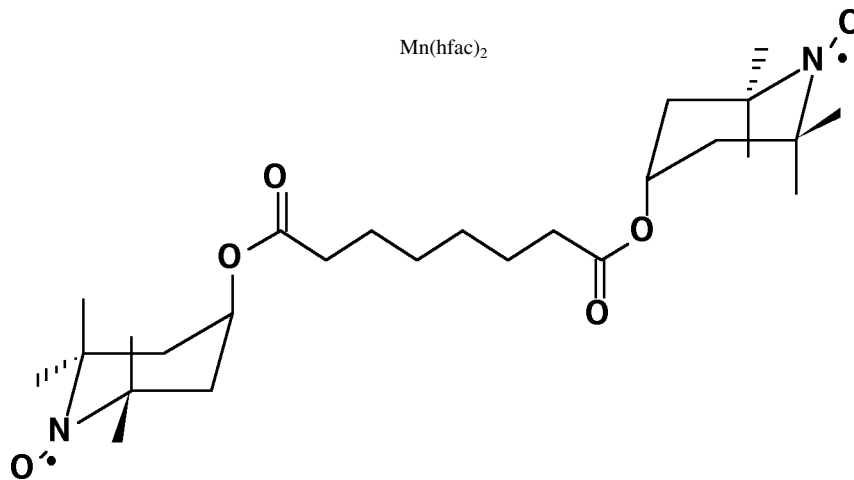
$\text{M}[\text{C}_5(\text{CH}_3)_5]_2$ ($\text{M} = \text{Cr}, \text{Mn}, \text{Fe}$)



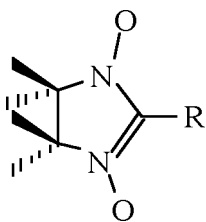
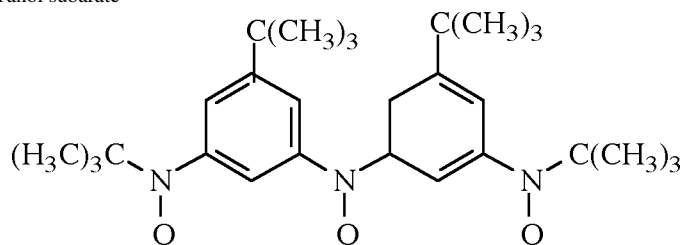
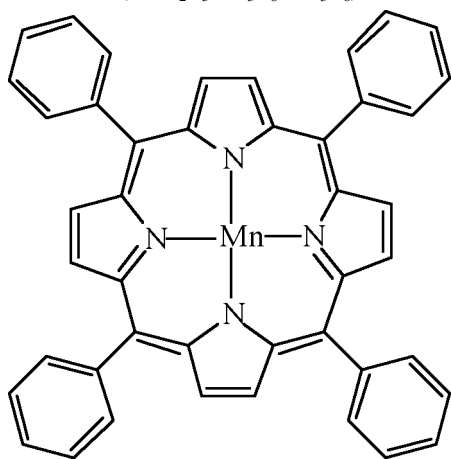
TCNE



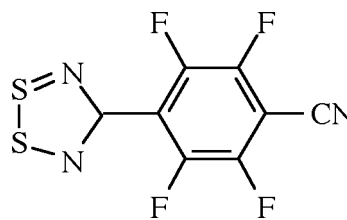
TCNQ

Mn(hfac)₂

Tanol subarate

NITR (R = C₂H₅, *i*-C₃H₈, *n*-C₃H₈){ON[C₆H₃(*t*-C(CH₃)₃)₂NO]₂}

MnTPP

NCC₆F₄CN₂S₂

References

1. Miller, J. S. and Epstein, A. J., *Angew. Chem. Internat. Ed.*, 33, 385, 1994.
2. Chiarelli, R., Rassat, A., Dromzee, Y., Jeannin, Y., Novak, M. A., and Tholence, J. L., *Phys. Scrip.*, T49, 706, 1993.
3. Kinoshita, M., *Jap. J. Appl. Phys.*, 33, 5718, 1994.
4. Gatteschi, D., *Adv. Mat.*, 6, 635, 1994.
5. Miller, J. S. and Epstein, A. J., *J. Chem. Soc., Chem. Commun.*, 1319, 1998.
6. Broderick, W. E., Eichorn, D. M., Lu, X., Toscano, P. J., Owens, S. M. and Hoffman, B. M., *J. Am. Chem. Soc.*, 117, 3641, 1995.
7. Banister, A. J., Bricklebank, N., Lavander, I., Rawson, J., Gregory, C. I., Tanner, B. K., Clegg, W. J., Elsegood, M. R., and Palacio, F., *Angew. Chem. Internat. Ed.*, 35, 2533, 1996.

OPTICAL PROPERTIES OF SELECTED INORGANIC AND ORGANIC SOLIDS

L. I. Berger

Optical properties of materials are closely related to their dielectric properties. The complex dielectric function (relative permittivity) of a material is equal to

$$\varepsilon(\omega) = \varepsilon'(\omega) - j\varepsilon''(\omega),$$

where $\varepsilon'(\omega)$ and $\varepsilon''(\omega)$ are its real and imaginary parts, respectively, and ω is the angular frequency of the applied electric field. For a non-absorbing medium, the index of refraction is $n = (\varepsilon\mu)^{1/2}$, where μ is the relative magnetic permeability of the medium (material); in the majority of dielectrics, $\mu \cong 1$.

For many applications, the most important optical properties of materials are the index of refraction, the extinction coefficient, k , and the reflectivity, R . The common index of refraction of a material is equal to the ratio of the phase velocity of propagation of an electromagnetic wave of a given frequency in vacuum to that in the material. Hence, $n \geq 1$. The optical properties of highly conductive materials like metals and semiconductors (at photon energy range above the energy gap) differ from those of optically transparent media. Free electrons absorb the incident electromagnetic wave in a thin surface layer (a few hundred nanometers thick) and then release the absorbed energy in the form of secondary waves reflected from the surface. Thus, the light reflection becomes very strong; for example, highly conductive sodium reflects 99.8% of the incident wave (at 589 nm). Introduction of the effective index of refraction, $n_{\text{eff}} = (\varepsilon')^{1/2} = n - jk$, where $\varepsilon' = \varepsilon - j\delta/\omega \varepsilon_0$, δ is the electrical conductivity of the material in S/m, and $\varepsilon_0 = 8.8542 \cdot 10^{-12}$ F/m is the permittivity of vacuum, allows one to apply the expressions of the optics of transparent media to the conductive materials. It is clear that the effective index of refraction may be smaller than 1. For example, $n = 0.05$ for pure sodium and $n = 0.18$ for pure silver (at 589.3 nm). At very high photon energies, the quantum effects, such as the internal photoeffect, start playing a greater role, and the optical properties of these materials become similar to those of insulators (low reflectance, existence of Brewster's angle, etc.).

The extinction coefficient characterizes absorption of the electromagnetic wave energy in the process of propagation of a wave through a material. The wave intensity, I , after it passes a distance x in an isotropic medium is equal to

$$I = I_0 \exp(-\alpha x),$$

where I_0 is the intensity at $x = 0$ and α is called the absorption coefficient. For many applications, the extinction coefficient, k , which is equal to

$$k = \alpha \frac{\lambda}{4\pi},$$

where λ is the wavelength of the wave in the medium, is more commonly used for characterization of the electromagnetic losses in materials.

Reflection of an electromagnetic wave from the interface between two media depends on the media indices of refraction and on the angle of incidence. It is characterized by the reflectivity, which is equal to the ratio of the intensity of the wave reflected back into the first medium to the intensity of the wave approaching the interface. For polarized light and two non-absorbing media,

$$R = \frac{(N_1 - N_2)^2}{(N_1 + N_2)^2},$$

where $N_1 = n_1/\cos\theta_1$ and $N_2 = n_2/\cos\theta_2$ for the wave polarized in the plane of incidence, and $N_1 = n_1\cos\theta_1$ and $N_2 = n_2\cos\theta_2$ for the wave polarized normal to the plane of incidence; θ_1 and θ_2 are the angles between the normal to the interface in the point of incidence and the directions of the beams in the first and second medium, respectively. The reflectivity at normal incidence in this case is

$$R = [(n_1 - n_2)/(n_1 + n_2)]^2$$

For any two opaque (absorbing) media, the normal incidence reflectivity is

$$R = \frac{(n_1 - n_2)^2 + k_2^2}{(n_1 + n_2)^2 + k_2^2}.$$

In the majority of experiments, the first medium is air ($n \approx 1$), and hence,

$$R = \frac{(1 - n)^2 + k^2}{(1 + n)^2 + k^2}.$$

The data on n and k in the following table are abridged from the sources listed in the references. The reflectivity at normal incidence, R , has been calculated from the last equation. For convenience, the energy E , wavenumber $\bar{\nu}$, and wavelength λ are given for the incidence radiation.

E/eV	$\bar{\nu}/\text{cm}^{-1}$	$\lambda/\mu\text{m}$	n	n_a	n_c	k	k_a	k_c	R	R_a	R_c
Crystalline Arsenic Selenide (As_2Se_3) [Ref. 1]*											
2.194	17700	0.565					0.30				
2.168	17480	0.572					0.25				
2.141	17270	0.579					0.20				
2.123	17120	0.584					0.17				
2.098	16920	0.591					0.13				
2.094	16890	0.592						0.26			
2.091	16860	0.593						0.26			
2.073	16720	0.598					0.10	0.23			
2.060	16610	0.602						0.20			
2.049	16530	0.605					0.079	0.17			
2.036	16420	0.609						0.15			
2.023	16310	0.613						0.12			
2.013	16230	0.616					0.050				
2.009	16210	0.617						0.097			
2.000	16130	0.620						0.082			
1.987	16030	0.624						0.063			
1.977	15940	0.627					0.031				
1.974	15920	0.628						0.051			
1.962	15820	0.632						0.038			
1.953	15750	0.635						0.030			
1.949	15720	0.636					0.020				
1.937	15630	0.640						0.022			
1.925	15530	0.644						0.017			
1.922	15500	0.645					0.012				
1.905	15360	0.651					$8.6 \cdot 10^{-3}$				
1.893	15270	0.655					6.4				
1.881	15170	0.659					5.2				
1.859	14990	0.667					3.1				
1.848	14900	0.671						$1.7 \cdot 10^{-3}$			
1.845	14880	0.672					2.0				
1.842	14860	0.673						$1.2 \cdot 10^{-3}$			
1.831	14770	0.677					$1.3 \cdot 10^{-3}$	$9.0 \cdot 10^{-4}$			
1.826	14730	0.679						6.4			
1.821	14680	0.681						4.7			
1.818	14660	0.682					$8.6 \cdot 10^{-4}$				
1.815	14640	0.683						3.4			
1.807	14580	0.686					5.5				
1.802	14530	0.688					4.1				
0.06199	500.0	20.0		3.2	2.9		$1.7 \cdot 10^{-3}$	$1.8 \cdot 10^{-3}$		0.27	0.24
0.05904	476.2	21.0		3.1	2.9		$2.1 \cdot 10^{-3}$	$2.2 \cdot 10^{-3}$		0.26	0.24
0.05636	454.5	22.0		3.1	2.9		$2.5 \cdot 10^{-3}$	$2.6 \cdot 10^{-3}$		0.26	0.24
0.05391	434.8	23.0		3.1	2.9		$3.0 \cdot 10^{-3}$	$3.1 \cdot 10^{-3}$			
0.04592	370.4	27.0		3.0	2.8		$6.3 \cdot 10^{-3}$	$6.4 \cdot 10^{-3}$		0.25	0.22
0.04428	357.1	28.0		3.0	2.8		$7.6 \cdot 10^{-3}$	$7.7 \cdot 10^{-3}$		0.25	0.22
0.04275	344.8	29.0		3.0	2.8		0.0092	0.0093		0.25	0.22
0.04133	333.3	30.0		3.0	2.7		0.011	0.011		0.25	0.21
0.03542	285.7	35.0		2.7	2.5			0.037	0.034	0.21	0.18
0.03100	250.0	40.0		1.9	1.7			0.38	1.0	0.19	0.18
0.03061	247.0	40.5		2.0	2.6			0.33	0.95	0.12	0.25
0.03024	244.0	41.0		1.7	2.4			0.41	0.46	0.088	0.18
0.02883	232.6	43.0		1.2	1.3			2.2	0.94	0.50	0.16
0.02850	229.9	43.5		1.6	1.2			2.8	1.4	0.56	0.29
0.02818	227.3	44.0		2.3	1.2		3.3	2.0		0.58	0.48
0.02755	222.2	45.0		4.2	2.0		2.5	3.3		0.50	0.60
0.02480	200.0	50.0		6.5	4.0		3.6	0.26		0.62	0.36
0.02254	181.8	55.0		4.5	3.5		0.17	0.10		0.40	0.31
0.02066	166.7	60.0		4.0	3.2		0.089	0.10		0.36	0.27
0.01907	153.8	65.0		3.8	3.1		0.097	0.16		0.34	0.26
0.01771	142.9	70.0		3.6	3.0		0.19	0.30		0.32	0.25

E/eV	$\bar{\nu}/\text{cm}^{-1}$	$\lambda/\mu\text{m}$	n	n_a	n_c	k	k_a	k_c	R	R_a	R_c
0.01653	133.3	75.0		3.7	3.0		0.41	0.44		0.34	0.26
0.01550	125.0	80.0		3.8	3.1		0.29	0.40		0.34	0.27
0.01459	117.6	85.0		3.6	2.9		0.20	0.34		0.32	0.24
0.01378	111.1	90.0		3.2	2.6		0.43	0.49		0.28	0.21
0.01305	105.3	95.0		4.7	3.0		1.5	1.5		0.46	0.34
0.01240	100.0	100.0		4.4	2.7		0.22	0.81		0.40	0.25
0.01181	95.24	105.0		4.2	3.0		0.094	3.9		0.38	0.62
0.01127	90.91	110.0		4.1	5.3		0.059	0.70		0.37	0.47
0.01033	83.33	120.0		3.9	4.2		0.034	0.13		0.35	0.38
0.009537	76.92	130.0		3.9	4.0		0.024	0.069		0.35	0.36
0.008856	71.43	140.0		3.9	3.8		0.019	0.048		0.35	0.34
0.007749	63.50	160.0		3.8	3.7		0.014	0.032		0.34	0.33
0.006888	55.55	180.0		3.8	3.7		0.011	0.024		0.34	0.33
0.006199	50.0	200.0		3.8	3.6		0.0091	0.019		0.34	0.32

*Indices a and c relate to the radiation electric field parallel to the a and c axes of the crystal, respectively.

Vitreous Arsenic Selenide (As_2Se_3) [Ref. 1]

2.056	16580	0.603				0.12					
2.026	16340	0.612				0.11					
2.006	16180	0.618				0.099					
1.990	16050	0.623				9.0					
1.925	15530	0.644				5.6					
1.826	14730	0.679				1.4					
1.810	14600	0.685				0.012					
1.794	14470	0.691				0.0089					
1.771	14290	0.700				6.2					
1.715	13830	0.723				2.6					
1.701	13720	0.729				0.0022					
1.647	13280	0.753				0.00046					
1.629	13140	0.761	3.07			4.0			0.62		
1.596	12870	0.777	3.06			2.7			0.49		
1.579	12740	0.785	3.05			1.9			0.39		
1.562	12590	0.794	3.05			0.00013			0.26		
1.544	12450	0.803	3.04			0.000094			0.25		
1.529	12330	0.811	3.03			6.3			0.78		
1.512	12200	0.820	3.03			4.2			0.64		
1.494	12050	0.830	3.02			2.8			0.50		
1.476	11910	0.840	3.01			1.8			0.38		
1.378	11110	0.90	2.98								
1.240	10000	1.00	2.93								
1.127	9091	1.10	2.90								
1.051	8475	1.18	2.89								
1.033	8333	1.20	2.88								
0.2555	1980	5.05				$1.6 \cdot 10^{-7}$					
0.2380	1919	5.21				$9.9 \cdot 10^{-8}$					
0.2344	1890	5.29				$1.1 \cdot 10^{-7}$					
0.1345	1085	9.22				4.4					
0.1339	1080	9.26				3.7					
0.1333	1075	9.30				4.4					
0.1308	1055	9.48				4.5					
0.1215	980	10.20				8.9					
0.1203	970	10.31				$9.9 \cdot 10^{-7}$					
0.1196	965	10.36				$1.0 \cdot 10^{-6}$					
0.1178	950	10.53				1.1					
0.1116	900	11.11				1.8					
0.1004	810	12.35				4.9					
0.09919	800	12.50				$7.0 \cdot 10^{-6}$					
0.09795	790	12.66				$1.0 \cdot 10^{-5}$					
0.09671	780	12.82				1.5					
0.09299	750	13.33				3.7					
0.08555	690	14.49				6.9					

E/eV	$\bar{\nu}/cm^{-1}$	$\lambda/\mu m$	n	n_a	n_c	k	k_a	k_c	R	R_a	R_c
0.08431	680	14.71				5.9					
0.08059	650	15.38				6.1					
0.07811	630	15.87				6.3					
0.07687	620	16.13				7.7					
0.07563	610	16.39				7.8					
0.07439	600	16.67				$9.3 \cdot 10^{-5}$					
0.07315	590	16.95	2.8			$1.2 \cdot 10^{-4}$			0.22		
0.07191	580	17.24	2.8			1.4			0.32		
0.07067	570	17.54	2.8			1.8			0.37		
0.06943	560	17.86	2.8			2.8			0.50		
0.06633	535	18.69	2.8			5.2			0.73		
0.06571	530	18.87	2.8			$7.2 \cdot 10^{-4}$			0.22		
0.06509	525	19.05	2.8			$1.2 \cdot 10^{-3}$			0.22		
0.06447	520	19.23	2.8			1.7			0.35		
0.06075	490	20.41	2.7			4.9			0.71		
0.06024	485.9	20.58	2.7			5.2			0.73		
0.05331	430	23.26	2.7			1.4			0.31		
0.05269	425	23.53	2.7			$1.1 \cdot 10^{-3}$			0.21		
0.05207	420	23.81	2.7			$8.5 \cdot 10^{-4}$			0.21		
0.05145	415	24.10	2.7			7.3			0.84		
0.05083	410	24.39	2.7			8.3			0.87		
0.05021	405	24.69	2.7			$9.4 \cdot 10^{-4}$			0.21		
0.04959	400	25.0	2.7			$1.2 \cdot 10^{-3}$			0.21		
0.04862	392.2	25.5	2.6			1.6			0.33		
0.04679	377.4	26.5	2.6			5.0			0.73		
0.04592	370.4	27.0	2.6			$8.0 \cdot 10^{-3}$			0.20		
0.04509	363.6	27.5	2.6			$1.2 \cdot 10^{-2}$			0.20		
0.04428	357.1	28.0	2.6			1.7			0.34		
0.03875	312.5	32.0	2.5			8.2			0.87		
0.03815	307.7	32.5	2.5			$9.3 \cdot 10^{-3}$			0.18		
0.03757	303.0	33.0	2.4			0.11			0.17		
0.02988	241.0	41.5	2.2			0.89			0.20		
0.02952	238.1	42.0	2.2			1.0			0.22		
0.02725	219.8	45.5	3.2			1.8			0.39		
0.02362	190.5	52.5	3.6			0.30			0.32		
0.01937	156.2	64.0	3.2			0.10			0.27		
0.01922	155.0	64.5	3.2			$9.6 \cdot 10^{-2}$			0.27		
0.01907	153.8	65.0	3.2			9.4			0.88		
0.01734	139.9	71.5	3.1			8.7			0.87		
0.01653	133.3	75.0	3.1			9.4			0.88		
0.01642	132.5	75.5	3.1			0.096			0.26		
0.01494	120.5	83.0	3.0			0.15			0.25		
0.01246	100.5	99.5	3.2			0.60			0.26		
0.007606	61.35	163.0	3.3			0.12			0.29		
0.006199	50.00	200.0	3.2								
0.004592	37.04	270.0	3.1			0.072			0.26		
0.002799	22.57	443.0	3.0			4.5			0.67		
0.001826	14.73	679.0	3.0			2.8			0.50		
0.001273	10.27	974.0	3.0			2.1			0.41		
0.0006491	5.236	1910.0	3.0			$1.1 \cdot 10^{-2}$			0.25		
0.0004376	3.530	2833.0	3.0			$7.5 \cdot 10^{-3}$			0.25		
0.0002903	2.341	4271.0	3.0			5.0			0.71		
0.0001716	1.384	7224.0	3.0			3.1			0.53		
0.00009047	0.7297	13704	3.0			$1.6 \cdot 10^{-3}$			0.25		
0.00005621	0.4534	22056	3.0			$9.9 \cdot 10^{-4}$			0.25		
0.00002774	0.2237	44699	3.0			5.2			0.72		
0.00001439	0.1161	86153	3.0			2.6			0.47		

Vitreous Arsenic Sulfide (As_2S_3) - [Ref. 2]

4.959	40000	0.2500	2.48			1.21			0.27		
3.100	25000	0.40	3.09			0.34			0.27		

E/eV	$\bar{\nu}/\text{cm}^{-1}$	$\lambda/\mu\text{m}$	n	n_a	n_c	k	k_a	k_c	R	R_a	R_c
2.48	20000	0.4999	2.83			0.013			0.23		
1.879	15150	0.66	2.59			$1.7 \cdot 10^{-6}$			0.20		
1.240	10000	1.0	2.48			$2.4 \cdot 10^{-7}$			0.18		
0.6199	5000	2.0	2.43						0.17		
0.3100	2500	4.0	2.41						0.17		
0.2480	2000	5.0	2.41						0.17		
0.1736	1400	7.143	2.40			$7.4 \cdot 10^{-7}$			0.17		
0.1240	1000	10.00	2.38			$1.3 \cdot 10^{-4}$			0.17		
0.09299	750	13.33	2.35			$3.0 \cdot 10^{-3}$			0.16		
0.07439	600	16.67	2.31			$4.6 \cdot 10^{-4}$			0.16		
0.04959	400.0	25.0	1.79			0.2			0.085		
0.03757	303.0	33.0	3.59			1.4			0.38		
0.03100	250.0	40.0	2.98			0.15			0.25		
0.02480	200.0	50	2.66			0.11			0.21		
0.02066	166.7	60	2.64			0.57			0.22		
0.01771	142.9	70	2.99			0.17			0.25		
0.01550	125.0	80	2.89			0.14			0.24		
0.01378	111.1	90	2.84			0.12			0.23		
0.01240	100	100	2.81			0.10			0.23		
0.008183	66	152	2.76			0.072			0.22		
0.004029	32.5	308	2.74			0.044			0.22		
0.002418	19.5	513	2.74			0.031			0.22		
0.001984	16	625	2.74			0.025			0.22		
0.001048	8.45	1180	2.73			$8.8 \cdot 10^{-3}$			0.22		
0.0001033	0.833	12000	2.73			$1.3 \cdot 10^{-3}$			0.22		
$4.129 \cdot 10^{-12}$	$3.33 \cdot 10^{-8}$	$3 \cdot 10^{11}$	2.73						0.22		

Cadmium Telluride (CdTe) - [Ref. 3]

4.9	39520	0.2530	2.48			2.04			0.39		
4.1	33070	0.3024	2.33			1.59			0.32		
3.9	31460	0.3179	2.57			1.90			0.37		
3.5	28230	0.3542	2.89			1.52			0.34		
3.1	25000	0.4000	3.43			1.02			0.34		
3.0	24200	0.4133	3.37			0.861			0.32		
2.755	22220	0.45	3.080			0.485			0.27		
2.75	22180	0.4509	3.23			0.636			0.29		
2.610	21050	0.475	3.045								
2.5	20160	0.4959	3.14			0.525			0.28		
2.25	18150	0.5510	3.05			0.411			0.26		
1.771	14290	0.70	2.861			0.210			0.23		
1.512	12200	0.82	2.880			0.040			0.23		
1.50	12100	0.8266	2.98			0.319			0.25		
1.475	11900	0.840	2.905			0.00134			0.24		
1.47	11860	0.8434				0.000671					
1.465	11820	0.8463				3.37					
1.46	11780	0.8492				1.89					
1.459	11760	0.850	2.948						0.24		
1.455	11740	0.8521				$1.08 \cdot 10^{-4}$					
1.45	11690	0.8551	2.9565			$5.10 \cdot 10^{-5}$			0.24		
1.445	11650	0.8580				2.73					
1.442	11630	0.860	2.952						0.24		
1.44	11610	0.8610	2.9479			1.37			0.32		
1.43	11530	0.8670	2.9402						0.24		
1.30	10490	0.9537	2.8720						0.23		
1.24	10000	1.0	2.840						0.23		
1.20	9679	1.033	2.8353						0.23		
1.10	8872	1.127	2.8050						0.23		
1.00	8065	1.240	2.7793						0.22		
0.90	7259	1.378	2.7537						0.22		
0.80	6452	1.550	2.7384						0.22		
0.70	5646	1.771	2.7223						0.21		

E/eV	$\bar{\nu}/\text{cm}^{-1}$	$\lambda/\mu\text{m}$	n	n_a	n_c	k	k_a	k_c	R	R_a	R_c
0.60	4839	2.066	2.7086						0.21		
0.50	4033	2.480	2.6972						0.21		
0.40	3226	3.100	2.6878						0.21		
0.30	2420	4.133	2.6800						0.21		
0.20	1613	6.199	2.6722						0.21		
0.10	806.5	12.40	2.6535						0.20		
0.09	725.9	13.78	2.6482						0.20		
0.06819	550	18.18	2.623						0.20		
0.0573	462	21.6				$3.8 \cdot 10^{-6}$					
0.05	403.3	24.80	2.5801						0.19		
0.0469	378	26.5				$8.0 \cdot 10^{-5}$					
0.04592	370.3	27				$9.88 \cdot 10^{-5}$					
0.04133	333.3	30	2.55916			$2.86 \cdot 10^{-4}$			0.19		
0.04092	330	30.30	2.531			3.34			0.57		
0.03720	300	33.33	2.494			4.97			0.73		
0.03647	294.1	34.00				8.93					
0.03596	290	34.48	2.478			$5.77 \cdot 10^{-3}$			0.18		
0.03493	281.7	35.5				7.91					
0.03472	280	35.71	2.459			6.76			0.83		
0.03100	250	40	2.378			$1.18 \cdot 10^{-2}$			0.17		
0.02917	235.3	42.5				6.93					
0.02852	230	43.48	2.289			1.87			0.36		
0.02728	220	45.45	2.224			$2.47 \cdot 10^{-2}$			0.14		
0.02604	210	47.62	2.137			$3.4 \cdot 10^{-2}$			0.13		
0.02480	200	50.00	2.013			$4.97 \cdot 10^{-2}$			0.11		
0.02384	192.3	52.0				6.21					
0.01798	145	68.97	1.8			5.2			0.79		
0.01736	140	71.43	6.778			4.50			0.66		
0.01550	125	80.0	4.598			0.294			0.41		
0.01364	110	90.91	3.868			$9.47 \cdot 10^{-2}$			0.35		
0.01240	100	100	3.649			$5.68 \cdot 10^{-2}$			0.32		
0.009919	80	125	3.415			0.0262			0.30		
0.008679	70	142.9	3.348			0.0189			0.29		
0.007439	60	166.7	3.299			1.39			0.35		
0.006199	50	200	3.263			1.03			0.32		
0.004959	40	250	3.236			$7.52 \cdot 10^{-3}$			0.28		
0.003720	30	333.3	3.217						0.28		
0.023015	18.563		538.71			3.2096			0.28		
0.001550	12.50	800				6.18					

Gallium Arsenide (GaAs) - [Ref. 4]

155		0.007999				0.0181					
145		0.008551				0.0203					
130		0.009537				0.0224					
110		0.01127				0.0278					
90		0.01378				0.0323					
70		0.01771				0.0376					
40		0.03100				0.0426					
23		0.05391	1.037			0.228					
7.0		0.1771	1.063			1.838					
6.0	48390	0.2066	1.264			2.472			0.61		
5.00	40330	0.2480	2.273			4.084			0.67		
4.00	32260	0.3100	3.601			1.920			0.42		
3.00	24200	0.4133	4.509			1.948			0.47		

E/eV	$\bar{\nu}/\text{cm}^{-1}$	$\lambda/\mu\text{m}$	n	n_a	n_c	k	k_a	k_c	R	R_a	R_c
2.50	20160	0.4959	4.333			0.441			0.39		
2.00	16130	0.6199	3.878			0.211			0.35		
1.80	14520	0.8888	3.785			0.151			0.34		
1.60	12900	0.7749	3.700			0.091			0.33		
1.50	12100	0.8266	3.666			0.080			0.33		
1.40	11290	0.8856	3.6140			$1.69 \cdot 10^{-3}$			0.32		
1.20	9679	1.033	3.4920						0.31		
1.00	8065	1.240	3.4232						0.30		
0.80	6452	1.550	3.3737						0.29		
0.50	4033	2.480	3.3240						0.29		
0.25	2016	4.959	3.2978						0.29		
0.15	1210	8.266	3.2831						0.28		
0.100	806.5	12.40	3.2597			$4.93 \cdot 10^{-6}$			0.28		
0.090	725.9	13.78	3.2493			$1.64 \cdot 10^{-5}$			0.28		
0.070	564.6	17.71	3.2081			$2.32 \cdot 10^{-4}$			0.28		
0.060	483.9	20.66	3.1609			$3.45 \cdot 10^{-3}$			0.27		
0.0495	399.2	25.05	3.058			$2.07 \cdot 10^{-3}$			0.26		
0.03968	320	31.25	2.495			$2.43 \cdot 10^{-2}$			0.18		
0.03496	282	35.46	0.307			$294 \cdot 10^{-2}$					
0.02976	240	41.67	4.57			$4.26 \cdot 10^{-2}$			0.41		
0.02066	166.7	60	3.77			$3.89 \cdot 10^{-3}$			0.34		
0.01550	125	80	3.681			$1.84 \cdot 10^{-3}$			0.33		
0.008266	66.67	150	3.62			$2.14 \cdot 10^{-3}$			0.32		
0.002480	20	500	3.607			$1.3 \cdot 10^{-3}$			0.32		
0.001240	10	1000	3.606						0.32		

Gallium Phosphide (GaP) - [Ref. 5]

154.0		0.00805				$1.7 \cdot 10^{-2}$					
110.0		0.0113				$2.15 \cdot 10^{-2}$					
100.0		0.0124				$215 \cdot 10^{-2}$					
80.0		0.0155				$3.0 \cdot 10^{-2}$					
50.0		0.0248				$4.7 \cdot 10^{-2}$					
27.0		0.0459				$9.3 \cdot 10^{-2}$					
25.0		0.0496				0.122					
20.0		0.0620				0.180					
15.0		0.0826	0.748			0.628					
5.5	44360	0.2254	1.543			3.556			0.68		
4.68	37750	0.2649	4.181			2.634			0.50		
3.50	28230	0.3542	5.050			0.819			0.46		
3.00	24200	0.4133	4.081			0.224			0.37		
2.78	22420	0.4460	3.904			0.103			0.35		
2.621	21140	0.473	3.73			$6.37 \cdot 10^{-3}$			0.33		
2.480	20000	0.500	3.590			$2.47 \cdot 10^{-3}$			0.32		
2.18	17580	0.5687	3.411			$2.8 \cdot 10^{-7}$			0.30		
2.000	16130	0.62	3.3254						0.29		
1.6	12900	0.7749	3.209						0.28		
1.240	10000	1.0	3.1192						0.26		
0.6888	5556	1.8	3.0439						0.26		
0.4769	3846	2.6	3.0271						0.25		
0.1907	1538	6.5	2.995			$4.29 \cdot 10^{-4}$			0.25		
0.1550	1250	8.0	2.984						0.25		
0.1240	1000	10	2.964						0.25		
0.06199	500	20	2.615			$7.16 \cdot 10^{-3}$			0.20		
0.03100	250	40	3.594			$1.81 \cdot 10^{-2}$			0.32		

E/eV	$\bar{\nu}/\text{cm}^{-1}$	$\lambda/\mu\text{m}$	n	n_a	n_c	k	k_a	k_c	R	R_a	R_c
0.02480	200	50	3.461			$5.77 \cdot 10^{-3}$			0.30		
0.01727	139.27	71.80	3.3922			$4.34 \cdot 10^{-3}$			0.30		
0.01168	94.21	106.1	3.3621			$4.26 \cdot 10^{-3}$			0.29		
0.006199	50.00	200	3.3447			$1.3 \cdot 10^{-4}$			0.29		
0.004133	33.33	300	3.3413						0.29		
0.001240	10.00	1000	3.3319						0.29		

Indium Antimonide (InSb) - [Ref. 6]

155		0.007999				$4.77 \cdot 10^{-3}$					
60		0.02066				$7.30 \cdot 10^{-2}$					
25		0.04959	1.15			.015					
24		0.05166	1.15			0.18					
15		0.08266	0.97			0.230					
10		0.1240	0.74			0.88					
5.00	40330	0.2480	1.307			2.441			0.53		
4.50	36290	0.2755	1.443			2.894			0.60		
4.00	32260	0.3100	2.632			3.694			0.61		
3.34	26940	0.3712	3.528			2.280			0.45		
2.84	22910	0.4366	3.340			2.021			0.45		
1.80	14520	0.6888	4.909			1.396			0.47		
1.50	12100	0.8266	4.418			0.643			0.41		
0.6	4839	2.066	4.03						0.36		
0.2480	2000	5.0	4.14			$9.1 \cdot 10^{-2}$			0.37		
0.1907	1538	6.5	4.30			$6.3 \cdot 10^{-2}$			0.39		
0.1653	1333	7.5	4.18			$2.7 \cdot 10^{-2}$			0.38		
0.06199	500	20.00	3.869			$2.0 \cdot 10^{-3}$			0.35		
0.03100	250	40.00	2.98			$2.6 \cdot 10^{-3}$			0.25		
0.02480	200	50.00	2.22			0.165			0.14		
0.02244	181	55.25	3.05			7.59			0.84		
0.02207	178	56.18	9.61			4.20			0.70		
0.02033	164	60.98	4.94			0.140			0.44		
0.01054	85	117.6	2.12			0.423			0.14		
0.005579	45	222.2	1.02			5.59			0.88		
0.001860	15	666.7	6.03			17.9			0.93		
0.001240	10	1000	10.7			24.0			0.94		

Indium Arsenide (InAs) - [Ref. 7]

25		0.04959				1.139			0.168		
20		0.06199				1.125			0.225		
15		0.08266				0.894			0.336		
10		0.1240				0.835			1.071		
6	48390	0.2066	1.434			2.112			0.45		
5.0	40330	0.2480	1.524			2.871			0.58		
4.0	32260	0.3100	3.313			1.799			0.39		
3.5	28230	0.3542	3.008			1.754			0.37		
3.0	24200	0.4133	3.197			2.034			0.41		
2.5	20160	0.4959	4.364			1.786			0.45		
2.44	19680	0.5081	4.489			1.446			0.44		
1.86	15000	0.6666	3.889			0.554			0.36		
1.8	14520	0.6888	3.851			0.530			0.35		
1.7	13710	0.7293	3.798			0.493			0.35		
1.6	12900	0.7749	3.755			0.463			0.34		
1.5	12100	0.8266	3.714			0.432			0.34		
1.2	9679	1.033	3.613						0.32		
1.0	8065	1.240	3.548						0.31		
0.6	4839	2.066				0.161					
0.35	2823	3.542	3.608			$9.58 \cdot 10^{-3}$			0.32		
0.32	2581	3.875	3.512			$1.23 \cdot 10^{-4}$			0.31		
0.20	1613	6.199	3.427						0.30		
0.1240	1000	10.00	3.402						0.30		
0.06199	500	20.00	3.334						0.29		
0.04959	400	25.00	3.264						0.28		

E/eV	$\bar{\nu}/\text{cm}^{-1}$	$\lambda/\mu\text{m}$	n	n_a	n_c	k	k_a	k_c	R	R_a	R_c
0.04339	350	28.57	3.182			$5.46 \cdot 10^{-3}$			0.27		
0.03720	300	33.33	2.988						0.25		
0.03100	250	40.00	1.970			$6.37 \cdot 10^{-2}$			0.11		
0.02765	222	44.84	5.90			6.53			0.74		
0.02480	200	50.00	6.91			0.30			0.56		
0.01984	160	62.50	5.27			0.41			0.47		
0.01860	150	66.67	5.27			0.51			0.47		
0.01736	140	71.43	3.99			$1.1 \cdot 10^{-2}$			0.36		
0.01488	120	83.33	3.91			$6.6 \cdot 10^{-3}$			0.35		
0.01240	100	100.0	3.85			$4.3 \cdot 10^{-3}$			0.35		
0.009919	80	125.0	3.817						0.34		
0.007439	60	166.7	3.793						0.34		
0.004959	40	250.0	3.778						0.34		
0.002480	20	500	3.769						0.37		
0.001240	10	1000	3.766						0.34		

Indium Phosphide (InP) - [Ref. 8]

20		0.06199	0.793			0.494					
15		0.08266	0.695			0.574					
10		0.1240	0.806			1.154					
5.5	44360	0.2254	1.426			2.562			0.79		
5.0	40330	0.2480	2.131			3.495			0.61		
4.0	32260	0.3100	3.141			1.730			0.38		
3.0	24200	0.4133	4.395			1.247			0.43		
2.0	16130	0.6199	3.549			0.317			0.32		
1.5	12100	0.8266	3.456			0.203			0.31		
1.25	10085	0.9915	3.324						0.29		
1.00	8068	1.239	3.220						0.28		
0.50	4034	2.479	3.114						0.26		
0.30	2420	4.131	3.089						0.26		
0.10	806.8	12.39	3.012						0.25		
0.075	605.1	16.53	2.932						0.24		
0.060	484.1	20.66	2.780			$1.46 \cdot 10^{-2}$			0.22		
0.050	403.4	24.79	2.429			$3.35 \cdot 10^{-2}$			0.17		
0.03992	322	31.06	0.307			3.57					
0.03496	282	35.46	3.89			0.282			0.35		
0.03100	250	40.00	4.27			$3.0 \cdot 10^{-2}$			0.39		
0.02728	220	45.45	3.93			$1.3 \cdot 10^{-2}$			0.35		
0.02480	200	50.0	3.81			$8.7 \cdot 10^{-3}$			0.34		
0.02418	195	51.28	3.19						0.27		
0.02232	180	55.56	3.19						0.27		
0.01860	150	66.67	3.65						0.32		
0.01240	100	100	3.57						0.32		
0.009919	80	125.0	3.551						0.31		
0.007439	60	166.7	3.538						0.31		
0.004959	40	250.0	3.529						0.31		
0.002480	20	500	3.523						0.31		
0.001240	10	1000.0	3.522						0.31		

Lead Selenide (PbSe) - [Ref. 9]

14.5		0.08551	0.72			0.20					
10		0.1240	0.68			0.50					
5	40330	0.2480	0.54			1.2					
2.0	16130	0.6199	3.65			2.9			0.51		
1.65	13310	0.7514	4.51			1.73			0.46		
1.5	12100	0.8266	4.64			2.64			0.52		
1.0	8065	1.240	4.65			1.1			0.44		
0.75	6049	1.653				0.269					
0.62	5001	2.000	4.59			0.770			0.42		
0.48	3871	2.583	4.90						0.44		
0.40	3226	3.100	4.91						0.44		
0.32	2581	3.875	4.98			0.173			0.44		

E/eV	$\bar{\nu}/cm^{-1}$	$\lambda/\mu m$	n	n_a	n_c	k	k_a	k_c	R	R_a	R_c
0.20	1613	6.199	4.82						0.43		
0.1190	960	10.42	4.74			$1.20 \cdot 10^{-3}$			0.42		
0.09919	800	12.50	4.72			$2.09 \cdot 10^{-3}$			0.42		
0.07935	640	15.63	4.68			$4.12 \cdot 10^{-3}$			0.42		
0.05951	480	20.83	4.59			$1.00 \cdot 10^{-2}$			0.41		
0.04959	400	25.00	4.49			$1.77 \cdot 10^{-2}$			0.40		
0.03968	320	31.25	4.31			$3.62 \cdot 10^{-2}$			0.39		
0.02976	240	41.67	3.89			$9.61 \cdot 10^{-2}$			0.24		
0.01984	160	62.50	2.34			0.56			0.18		
0.009919	80	125.0	1.73			7.38			0.88		
0.007935	64	156.3	2.91			10.1			0.90		
0.004959	40	250.0	11.2			14.6			0.88		
0.002480	20	500.0	12.6			12.2					
0.001736	14	714.3	14.1			16.6					
0.001240	10	1000	17.4			21.1					

Lead Sulfide (PbS) - [Ref. 10]

150		0.008266				$3.86 \cdot 10^{-3}$					
125		0.009919				$5.59 \cdot 10^{-3}$					
100		0.01240				$1.54 \cdot 10^{-2}$					
80		0.01550				$2.88 \cdot 10^{-2}$					
60		0.02066				$6.17 \cdot 10^{-2}$					
25		0.04959	0.845			0.171					
18.0		0.06888	0.846			0.294					
14.0		0.08856	0.651			0.665					
10.0		0.1240	0.879			1.050					
4.95	39920	0.2505	1.52			2.10			0.43		
4.0	32260	0.3100	1.73			2.83			0.55		
3.00	24200	0.4133	3.88			3.00			0.53		
2.90	23390	0.4275	4.12			2.70			0.51		
2.75	22180	0.4509	4.25			2.33			0.48		
2.55	20570	0.4862	4.35			2.00			0.47		
2.00	16130	0.6199	4.29			1.48			0.43		
1.60	12910	0.7749	4.62			0.94			0.43		
1.24	10000	1.00	4.43			0.597			0.41		
1.03	8333	1.2	4.30			0.458			0.39		
0.650	5263	1.9	4.24			0.318			0.39		
0.496	4000	2.5	4.30			0.235			0.39		
0.400	3226	3.1	4.30			$2.27 \cdot 10^{-2}$			0.39		
0.3100	2500	4.0	4.16			$6.38 \cdot 10^{-4}$			0.38		
0.2480	2000	5	4.115			$9.25 \cdot 10^{-4}$			0.37		
0.1240	1000	10	4.01			$6.32 \cdot 10^{-3}$			0.36		
0.1033	833.3	12	3.90			$1.14 \cdot 10^{-2}$			0.35		
0.08059	650	15.38	3.90						0.35		
0.06819	550	18.18	3.81						0.34		
0.04959	400	25.00	3.53						0.31		
0.03720	300	33.33	2.99						0.25		
0.02480	200.0	50	0.514			1.59					
0.01378	111.1	90	1.175			8.48			0.94		
0.01240	100.0	100	1.79			10.51			0.94		
0.008856	71.43	140	17.41			17.94			0.89		
0.006199	50.0	200	16.27			2.20			0.79		
0.003100	25.00	400	12.96			0.495			0.73		
0.001653	13.33	750	12.44			0.228			0.72		
0.001240	10.00	1000	12.35			0.167			0.72		
0.0006199	5.000	2000	12.27			0.0815			0.72		

Lead Telluride (PbTe) - [Ref. 11]

150		0.008266				$2.37 \cdot 10^{-3}$					
125		0.009919				$9.71 \cdot 10^{-3}$					
100		0.01240				$4.39 \cdot 10^{-2}$					
75		0.01653				$6.43 \cdot 10^{-2}$					

E/eV	$\bar{\nu}/cm^{-1}$	$\lambda/\mu m$	n	n_a	n_c	k	k_a	k_c	R	R_a	R_c
0.2480	2000	5.0	1.3266			$1.8 \cdot 10^{-6}$			0.02		
0.2000	1613	6.2	1.2912								
0.1698	1370	7.3	1.2499								
0.1494	1205	8.3	1.2036								
0.1240	1000	10.0	1.1005			$2.6 \cdot 10^{-3}$					
0.1127	909.1	11.0	1.0208			$8.0 \cdot 10^{-3}$					
0.1033	833.3	12.0				$1.9 \cdot 10^{-2}$					
0.09537	769.2	13.0				$3.7 \cdot 10^{-2}$					
0.08679	700	14.29	0.508			$7.74 \cdot 10^{-2}$					
0.07439	600	16.67	0.124			0.804					
0.06199	500	20.00	0.306			1.47			0.68		
0.05579	450	22.22	0.191			1.88			0.85		
0.04959	400	25.00	0.208			2.71			0.91		
0.03720	300	33.33	8.76			3.91			0.68		
0.03100	250	40.00	4.64			0.287			0.42		
0.02480	200	50.00	3.69			0.102			0.33		
0.01240	100.0	100	3.067			0.106			0.26		
0.06199	50.0	200	3.067			$4.0 \cdot 10^{-2}$			0.26		
0.04959	40.00	250	3.067			$2.2 \cdot 10^{-2}$			0.26		
0.02480	20.00	500	3.067			$6.3 \cdot 10^{-3}$					
0.01378	11.11	900				$3.1 \cdot 10^{-3}$					
$4.798 \cdot 10^{-4}$	3.870	2584	3.023			$1.19 \cdot 10^{-3}$			0.25		
$1.464 \cdot 10^{-4}$	1.181	8469	3.023			$6.20 \cdot 10^{-4}$			0.25		
$4.053 \cdot 10^{-5}$	0.3269	30590	3.023			$2.63 \cdot 10^{-4}$			0.25		
$1.861 \cdot 10^{-7}$	$1.501 \cdot 10^{-3}$	$6.662 \cdot 10^6$	3.018			$1.6 \cdot 10^{-5}$					
$3.718 \cdot 10^{-8}$	$2.999 \cdot 10^{-4}$	$3.335 \cdot 10^7$	3.018			$1.6 \cdot 10^{-5}$					

Potassium Chloride (KCl) - [Ref. 13]

2860.3		$4.3347 \cdot 10^{-4}$				$3.93 \cdot 10^{-6}$					
2855.3		$4.3423 \cdot 10^{-4}$				$3.39 \cdot 10^{-6}$					
2849.3		$4.3514 \cdot 10^{-4}$				$4.61 \cdot 10^{-6}$					
2835.8		$4.3721 \cdot 10^{-4}$				$5.85 \cdot 10^{-6}$					
2832.3		$4.3775 \cdot 10^{-4}$				$5.85 \cdot 10^{-6}$					
2829.8		$4.3814 \cdot 10^{-4}$				$1.57 \cdot 10^{-6}$					
2828.3		$4.3837 \cdot 10^{-4}$				$4.19 \cdot 10^{-7}$					
219		$5.661 \cdot 10^{-3}$				$1.82 \cdot 10^{-3}$					
215		$5.767 \cdot 10^{-3}$				$1.84 \cdot 10^{-3}$					
212.5		$5.834 \cdot 10^{-3}$				$2.19 \cdot 10^{-3}$					
211		$5.876 \cdot 10^{-3}$				$1.82 \cdot 10^{-3}$					
185.1		$6.7 \cdot 10^{-3}$	0.99874						$1.01 \cdot 10^{-3}$		
109.7		$1.13 \cdot 10^{-2}$	0.99578						$4.22 \cdot 10^{-3}$		
43		0.02883	0.96			$3.0 \cdot 10^{-2}$					
40		0.03179	0.925			$1.8 \cdot 10^{-2}$					
29.9		0.04147	0.756			0.145					
20.1		0.06168	0.910			0.495					
15.1		0.08211	0.965			0.344					
10.0		0.1240	1.16			0.38			0.035		
9.0		0.1378	1.99			0.50			0.13		
8.0		0.1550	1.15			0.46			0.048		
7.0		0.1771	2.0			$8.46 \cdot 10^{-7}$			0.11		
6.199	50000	0.20	1.71739						0.070		
4.959	40000	0.25	1.58972								
3.999	32260	0.31	1.54005								
2.952	23810	0.42	1.50701								
2.695	21740	0.46	1.50115						0.040		
2.616	21100	0.474				$7.6 \cdot 10^{-11}$					
2.384	19230	0.52	1.49501								
2.066	16670	0.60	1.48969						0.039		
1.550	12500	0.80	1.48291						0.038		
1.033	8333	1.2	1.47813						0.037		
0.5166	4167	2.4	1.47464						0.037		

E/eV	$\bar{\nu}/\text{cm}^{-1}$	$\lambda/\mu\text{m}$	n	n_a	n_c	k	k_a	k_c	R	R_a	R_c
0.2480	2000	5.0	1.47048						0.036		
0.2000	1.613	6.2	1.46796						0.036		
0.1512	1220	8.2	1.46260						0.035		
0.09999	806.5	12.4	1.44611						0.033		
0.07560	609.8	16.4	1.42295						0.030		
0.04959	400.0	25.0	1.34059			$6.57 \cdot 10^{-4}$			0.021		
0.03999	322.6	31.0	1.2431						0.012		
0.02976	240	41.67	0.85			0.16					
0.02728	220	45.45	0.53			0.35					
0.02232	180	55.56	0.31			1.05					
0.01860	150	66.67	0.44			4.0					
0.01612	130	76.92	4.1			0.32			0.37		
0.01240	100	100.0	2.7			0.11			0.21		
0.008679	70	142.9	2.4			$9.2 \cdot 10^{-2}$			0.17		
0.006199	50	200.0	2.2						0.14		
0.001240	10.00	1000				$9.0 \cdot 10^{-3}$					
0.0006199	5.000	2000				$3.7 \cdot 10^{-3}$					
0.0004133	3.333	3000				$2.0 \cdot 10^{-3}$					

Silicon Dioxide (Glass) - [Ref. 14]

2000		$6.199 \cdot 10^{-4}$	0.99993			$1.503 \cdot 10^{-5}$					
1860		$6.665 \cdot 10^{-4}$	0.99991			$1.936 \cdot 10^{-5}$					
1609		$7.705 \cdot 10^{-4}$	0.99989			$9.941 \cdot 10^{-6}$					
1496		$8.287 \cdot 10^{-4}$	0.99987			$1.308 \cdot 10^{-5}$					
1204		$1.030 \cdot 10^{-3}$	0.99980			$2.916 \cdot 10^{-5}$					
1093		$1.134 \cdot 10^{-3}$	0.99975			$4.155 \cdot 10^{-5}$					
1016		$1.220 \cdot 10^{-3}$	0.99971			$5.423 \cdot 10^{-5}$					
798		$1.554 \cdot 10^{-3}$	0.99954			$1.289 \cdot 10^{-4}$					
597		$2.077 \cdot 10^{-3}$	0.99917			$3.560 \cdot 10^{-4}$					
396		$3.131 \cdot 10^{-3}$	0.99812			$4.04 \cdot 10^{-4}$					
303		$4.092 \cdot 10^{-3}$	0.99678			$9.91 \cdot 10^{-4}$					
201		$6.168 \cdot 10^{-3}$	0.99269			$3.63 \cdot 10^{-3}$					
151.2		$8.2 \cdot 10^{-3}$	0.9871			$7.3 \cdot 10^{-3}$					
99.99		$1.24 \cdot 10^{-2}$	0.9813			$7.0 \cdot 10^{-3}$					
49.59		$2.50 \cdot 10^{-2}$	0.9164			$6.5 \cdot 10^{-2}$					
40.00		$3.10 \cdot 10^{-2}$	0.907			$9.2 \cdot 10^{-2}$					
31.00		$4.00 \cdot 10^{-2}$	0.851			0.156					
25.00		0.04959	0.733			0.325					
20.00		0.06199	0.859			0.585					
15.00		0.08266	1.168			0.711			0.10		
13.00		0.09537	1.368			0.747			0.11		
11.00		0.1127	1.739			0.569			0.11		
10.00		0.1240	2.330			0.323			0.17		
9.00		0.1378	1.904			$1.89 \cdot 10^{-2}$			0.097		
7.00		0.1771	1.600						0.053		
6.00	48390	0.2066	1.543						0.046		
4.9939	40278.4	0.248272	1.50841						0.041		
4.1034	33096.1	0.302150	1.48719						0.038		
3.0640	24712.3	0.404656	1.46961						0.036		
2.5504	20570.5	0.486133	1.46313						0.035		
2.4379	19662.5	0.508582	1.46187						0.035		
2.2705	18312.5	0.546074	1.46008						0.035		
2.1489	17332.3	0.576959	1.45885						0.035		
2.1411	17269.2	0.579065	1.45877						0.035		
2.1102	17019.5	0.587561	1.45847						0.035		
2.1041	16970.4	0.589262	1.45841						0.035		
1.9257	15531.6	0.643847	1.45671						0.035		
1.8892	15237.6	0.656272	1.45637						0.035		
1.8566	14974.2	0.667815	1.45608						0.034		
1.7549	14153.9	0.706519	1.45515						0.034		
1.4550	11735.6	0.852111	1.45248						0.034		

E/eV	$\bar{\nu}/\text{cm}^{-1}$	$\lambda/\mu\text{m}$	n	n_a	n_c	k	k_a	k_c	R	R_a	R_c
1.0985	8860.06	1.12866	1.44888						0.034		
0.60243	4858.9	2.0581	1.43722						0.032		
0.35354	2851.4	3.5070	1.40568						0.028		
0.2976	2400	4.176	1.383					$1.07 \cdot 10^{-4}$	0.026		
0.2728	2200	4.545	1.365					$2.56 \cdot 10^{-4}$	0.024		
0.2480	2000	5.000	1.342					$3.98 \cdot 10^{-3}$	0.021		
0.2232	1800	5.556	1.306					$5.63 \cdot 10^{-3}$			
0.1984	1600	6.250	1.239					$6.52 \cdot 10^{-3}$			
0.1736	1400	7.143	1.053					$1.06 \cdot 10^{-2}$			
0.1674	1350	7.407	0.9488					$1.48 \cdot 10^{-2}$			
0.1612	1300	7.692	0.7719					$3.72 \cdot 10^{-2}$			
0.1500	1210	8.265	0.4530				0.704		0.30		
0.1401	1130	8.850	0.3563				1.53		0.66		
0.1302	1050	9.524	2.760				1.65		0.35		
0.1209	975	10.26	2.448				0.231		0.18		
0.1091	880	11.36	1.784				$7.75 \cdot 10^{-2}$		0.079		
0.09919	800	12.50	1.753				0.343		0.089		
0.08989	725	13.79	1.698				0.175		0.071		
0.06943	560	17.86	1.337				0.298		0.036		
0.06199	500	20.00	0.6616						0.882		
0.04959	400	25.0	2.739				0.397		0.23		
0.03720	300	33.33	2.210				$6.7 \cdot 10^{-2}$		0.14		
0.01240	100	100.0	1.967				$1.59 \cdot 10^{-2}$		0.11		
0.007439	60	166.7	1.959				$8.62 \cdot 10^{-3}$		0.11		
0.002480	20	500.0	1.955				$7.96 \cdot 10^{-3}$		0.10		

Silicon Monoxide (Noncrystalline) - [Ref. 15]

25		0.04959	0.8690				0.2717				
20		0.06199	0.8853				0.4919				
17.5		0.07085	0.9825				0.5961				
15		0.08266	1.132				0.6651		0.092		
12.5		0.09919	1.283				0.6523		0.090		
10		0.1240	1.378				0.6843		0.10		
7.5		0.1653	1.593				0.7473		0.12		
5	40330	0.2480	2.001				0.6052		0.15		
4	32260	0.3100	2.141				0.4006		0.15		
3	24200	0.4133	2.116				0.1211		0.13		
2.8	22580	0.4428	2.085				0.08374		0.12		
2.6	20970	0.4769	2.053				0.05544		0.12		
2.4	19360	0.5166	2.021				0.03533		0.11		
2.2	17740	0.5636	1.994				0.02153		0.11		
2	16130	0.6199	1.969				0.01175		0.11		
1.8	14520	0.6888	1.948				0.00523		0.10		
1.6	12900	0.7749	1.929				0.00151		0.10		
1.240	10000	1.000	1.87						0.092		
0.6199	5000	2.000	1.84						0.087		
0.3100	2500	4.000	1.80						0.082		
0.2480	2000	5.000	1.75						0.074		
0.2066	1667	6.000	1.70						0.067		
0.1771	1492	7.000	1.60						0.053		
0.1653	1333	7.500	1.42								
0.1459	1176	8.500	0.90				0.18				
0.1305	1053	9.500	1.20				1.20		0.024		
0.1240	1000	10.00	2.00				1.38		0.27		
0.1181	952.4	10.50	2.85				0.90		0.27		
0.1153	930.2	10.75	2.86				0.58		0.25		
0.1127	909.1	11.00	2.82				0.40		0.24		
0.1078	869.6	11.50	2.50				0.20		0.19		
0.1033	833.3	12.00	2.13				0.14		0.13		
0.09537	769.2	13.00	2.04				0.20		0.12		
0.08856	714.3	14.00	2.01				0.30		0.12		

E/eV	$\bar{\nu}/\text{cm}^{-1}$	$\lambda/\mu\text{m}$	n	n_a	n_c	k	k_a	k_c	R	R_a	R_c
Noncrystalline Silicon Nitride (Si_3N_4) - [Ref. 16]											
24		0.05166	0.655			0.420			0.28		
23		0.05391	0.625			0.481			0.22		
22		0.05636	0.611			0.560			0.16		
21		0.05904	0.617			0.647			0.19		
20		0.06199	0.635			0.743			0.21		
19		0.06526	0.676			0.841			0.23		
18		0.06888	0.735			0.936			0.26		
17		0.07293	0.810			1.03			0.25		
16		0.07749	0.902			1.11			0.26		
15		0.08266	1.001			1.18			0.26		
14		0.08856	1.111			1.26			0.26		
13		0.09537	1.247			1.35			0.27		
12	96790	0.1033	1.417			1.43			0.28		
11	88720	0.1127	1.657			1.52			0.29		
10.5	84690	0.1181	1.827			1.53			0.29		
10	80650	0.1240	2.000			1.49			0.29		
9.5	76620	0.1305	2.162			1.44			0.28		
9	72590	0.1378	2.326			1.32			0.27		
8	64520	0.1550	2.651			0.962			0.26		
7	56460	0.1771	2.752			0.493			0.23		
6	48390	0.2066	2.541			0.102			0.19		
5	40330	0.2480	2.278			$4.9 \cdot 10^{-3}$			0.15		
4.75	38310	0.2610	2.234			$1.2 \cdot 10^{-3}$			0.15		
4.5	36290	0.2755	2.198			$2.2 \cdot 10^{-4}$			0.14		
4	32260	0.3100	2.141						0.13		
3.5	28230	0.3542	2.099						0.13		
3	24200	0.4133	2.066						0.12		
2.5	20160	0.4959	2.041						0.12		
2	16130	0.6199	2.022						0.11		
1.5	12100	0.8266	2.008						0.11		
1	8065	1.240	1.998						0.11		
Sodium Chloride (NaCl) - [Ref. 17]											
209.5		$5.918 \cdot 10^{-3}$				$2.54 \cdot 10^{-3}$					
206		$6.019 \cdot 10^{-3}$				$2.62 \cdot 10^{-3}$					
203		$6.107 \cdot 10^{-3}$				$2.08 \cdot 10^{-3}$					
200		$6.199 \cdot 10^{-3}$				$1.92 \cdot 10^{-3}$					
26.0		0.04769	0.83			0.15			0.015		
25.0		0.04959	0.83			0.18			0.018		
22.0		0.05636	0.83			0.31			0.057		
20.0		0.06199	0.88			0.34			0.036		
18.0		0.06888	0.89			0.33			0.033		
16.1		0.07700	0.74			0.45			0.084		
14.0		0.08856	0.98			0.89			0.17		
12.0		0.1033	1.22			0.79			0.12		
10.0		0.1240	1.55			0.71			0.12		
8.00		0.1550	1.38			1.10			0.20		
6.00	48390	0.2066	1.75						0.074		
5.00	40330	0.2480	1.65						0.060		
2.952	23810	0.42	1.56324						0.048		
2.480	20000	0.50	1.55157						0.047		
2.214	17860	0.56	1.54613						0.046		
2.000	16130	0.62	1.54228						0.045		
1.771	14290	0.70	1.53865						0.045		
1.675	13510	0.74	1.53728						0.045		
1.550	12500	0.80	1.53560						0.045		
1.240	10000	1.00	1.53200						0.044		
1.033	8333	1.2	1.53000						0.044		
0.6888	5556	1.8	1.52712						0.043		
0.4959	4000	2.5	1.52531						0.043		

E/eV	$\bar{\nu}/\text{cm}^{-1}$	$\lambda/\mu\text{m}$	n	n_a	n_c	k	k_a	k_c	R	R_a	R_c
0.4000	3226	3.1	1.52395						0.043		
0.3263	2632	3.8	1.52226			(1.8±0.2) ·10 ⁻⁹			0.043		
0.2952	2381	4.2	1.52121						0.043		
0.2755	2222	4.5	1.52036						0.043		
0.2480	2000	5.0	1.51883						0.042		
0.1240	1000	10.0	1.49473						0.039		
0.1033	833.3	12.0	1.48000						0.037		
0.08856	714.3	14.0	1.46188						0.035		
0.07749	625.0	16.0	1.4399						0.033		
0.06888	555.5	18.0	1.41364						0.029		
0.06199	500.0	20.0	1.3822						0.026		
0.04959	400	25.0	1.27			3.5·10 ⁻³			0.014		
0.04215	340	29.41	1.12			1.7·10 ⁻²			0.0032		
0.03720	300	33.33	0.85			0.85			0.18		
0.03410	275	36.36	0.59			0.22			0.084		
0.03286	265	37.74	0.42			0.50			0.26		
0.03224	260	38.46	0.45			0.45			0.22		
0.02480	200	50.00	0.14			1.99			0.89		
0.02108	170	58.82	1.35			6.03			0.87		
0.01984	160	62.50	6.92			2.14			0.59		
0.01922	155	64.52	5.50			0.87			0.49		
0.01860	150	66.67	4.52			0.380			0.41		
0.01736	140	71.43	3.72			0.219			0.33		
0.01612	130	76.92	3.31			0.135			0.29		
0.01488	120	83.33	3.02			0.110			0.25		
0.01240	100	100.0	2.74			0.087			0.22		
0.009919	80	125.0	2.57			0.077			0.19		
0.07439	60	166.7	2.48			0.055			0.18		
0.04959	40	250.00	2.44			0.041			0.18		
0.002480	20	500.0	2.43			0.024			0.17		
0.001240	10	1000	2.43			0.006			0.17		
0.001033	8.333	1200				8.8·10 ⁻³					
0.0006888	5.556	1800				5.4·10 ⁻³					
0.0006199	5.000	2000	2.43						0.17		
0.0004959	4.000	2500				4.4·10 ⁻³					
0.0004797	3.869	2584	2.43			2.1·10 ⁻³			0.17		
0.0003875	3.125	3200				3.3·10 ⁻³					
0.0001464	1.181	8469	2.43			5.8·10 ⁻⁴			0.17		
0.00004053	0.3269	30590	2.43			2.5·10 ⁻⁴					

Cubic Zinc Sulfide (ZnS) - [Ref. 18]

2000	6.199·10 ⁻⁴	0.999904			1.76·10 ⁻⁵						
1204	1.030·10 ⁻³	0.999777			1.00·10 ⁻⁴						
1016	1.220·10 ⁻³	0.999838			3.61·10 ⁻⁵						
901	1.376·10 ⁻³	0.999647			5.42·10 ⁻⁵						
798	1.554·10 ⁻³	0.999520			8.28·10 ⁻⁵						
707	1.754·10 ⁻³	0.999372			1.25·10 ⁻⁴						
597	2.077·10 ⁻³	0.999160			2.19·10 ⁻⁴						
377	9.50·10 ⁻³	0.99789			9.50·10 ⁻⁴						
201	6.168·10 ⁻³	0.99553			4.82·10 ⁻³						
100	1.240·10 ⁻²	0.99061			1.17·10 ⁻²						
61.99	2.000·10 ⁻²	0.964			3.32·10 ⁻²				6.2·10 ⁻⁴		
41.33	3.000·10 ⁻²	0.941			5.10·10 ⁻²						
31.00	4.000·10 ⁻²	0.847			9.95·10 ⁻²						
24.80	5.000·10 ⁻²	0.796			0.171				2.2·10 ⁻²		
17.71	7.000·10 ⁻²	0.747			0.431				7.7·10 ⁻²		
13.78	9.000·10 ⁻²	0.758			0.824				0.20		
12.40	0.1000	0.862			0.876				0.19		
9.919	0.125	1.02			1.36				0.31		
8.266	0.150	1.41			1.47				0.29		

E/eV	$\bar{\nu}/cm^{-1}$	$\lambda/\mu m$	n	n_a	n_c	k	k_a	k_c	R	R_a	R_c
6.199		0.200	2.32			1.62			0.32		
6.00	48390	0.2066	2.24			1.65			0.59		
4.00	32260	0.3100	2.70			0.44			0.22		
3.00	24200	0.4133	2.54			$4 \cdot 10^{-2}$			0.19		
2.50	20160	0.4959	2.42			$3 \cdot 10^{-2}$			0.17		
2.30	18550	0.5391	2.3950						0.17		
2.00	16130	0.6199	2.3576						0.16		
1.75	14110	0.7085	2.3319						0.16		
1.55	12500	0.7999	2.3146			$3.50 \cdot 10^{-6}$			0.16		
1.40	11290	0.8856	2.3033						0.16		
1.240	10000	1.000	2.2907			$3.02 \cdot 10^{-6}$			0.15		
1.00	8065	1.240	2.2795						0.15		
0.80	6452	1.550	2.2706						0.15		
0.6199	5000	2.000	2.2631			$6.2 \cdot 10^{-6}$			0.15		
0.45	3629	2.755	2.2587						0.15		
0.30	2420	4.133	2.2529						0.15		
0.20	1613	6.199	2.2443						0.15		
0.1550	1250	8.0	2.2213			$4.5 \cdot 10^{-6}$			0.14		
0.1240	1000	10.00	2.1986			$8.8 \cdot 10^{-6}$			0.14		
0.100	806.5	12.4	2.1969						0.14		
0.09	725.9	13.78	2.1793						0.14		
0.07999	645.2	15.5	2.1518			$3.82 \cdot 10^{-3}$			0.14		
0.07	564.6	17.71	2.1040						0.13		
0.06075	490	20.41	2.03			$8.0 \cdot 10^{-3}$			0.12		
0.05	403.3	24.80	1.6866						0.065		
0.03546	286	34.97	3.29			$8.3 \cdot 10^{-2}$			0.28		
0.03472	280	35.71	9.54			$5.2 \cdot 10^{-2}$			0.66		
0.02480	200	50.00	3.48			$3.1 \cdot 10^{-2}$			0.31		
0.01240	100	100.0	3.06			$5.8 \cdot 10^{-3}$			0.26		
0.004955	40	250.0	2.903			$6.2 \cdot 10^{-3}$			0.24		
0.004339	35	285.7	2.899			$7.0 \cdot 10^{-3}$			0.24		
0.003720	30	333.3	2.896						0.24		
0.003100	25	400.0	2.894						0.24		
0.002480	20	500.0	2.892						0.24		
0.001860	15	666.7	2.890						0.24		

Polytetrafluoroethylene (Teflon) - [Ref. 19]

4.960	40000	0.250							0.970		
4.769	38462	0.260							0.972		
4.593	37037	0.270							0.975		
4.426	35714	0.280							0.978		
4.276	34483	0.290							0.980		
4.133	33333	0.300							0.983		
4.000	32258	0.310							0.986		
3.875	31250	0.320							0.988		
3.758	30303	0.330							0.990		
3.647	29412	0.340							0.991		
3.543	28571	0.350							0.992		
3.444	27778	0.360							0.992		
3.351	27027	0.370							0.993		
2.255	18182	0.550							0.993		
2.067	16667	0.600							0.992		
1.378	11111	0.900							0.992		
1.305	10526	0.950							0.991		
1.078	8696	1.150							0.991		
1.033	8333	1.200							0.990		
0.9920	8000	1.250							0.990		
0.9538	7692	1.300							0.989		
0.9185	7407	1.350							0.988		
0.8857	7143	1.400							0.988		
0.8552	6897	1.450							0.989		

E/eV	$\bar{\nu}/cm^{-1}$	$\lambda/\mu m$	n	n_a	n_c	k	k_a	k_c	R	R_a	R_c
0.8267	6667	1.500							0.989		
0.8000	6452	1.550							0.988		
0.7750	6250	1.600							0.988		
0.7515	6061	1.650							0.987		
0.7294	5882	1.700							0.986		
0.7086	5714	1.750							0.986		
0.6889	5556	1.800							0.985		
0.6703	5405	1.850							0.980		
0.6526	5263	1.900							0.978		
0.6359	51282	1.950							0.978		
0.6200	5000	2.000							0.970		
0.6049	4878	2.050							0.959		
0.5905	4762	2.100							0.951		
0.5767	4651	2.150							0.946		
0.5636	4545	2.200							0.966		
0.5511	44444	2.250							0.965		
0.5487	44247	2.260							0.964		
0.5439	4386	2.280							0.963		
0.5415	4367	2.290							0.961		
0.5368	4329	2.310							0.959		
0.5345	4310	2.320							0.957		
0.5322	4292	2.330							0.956		
0.5299	4274	2.340							0.954		
0.5277	4255	2.350							0.951		
0.5232	4219	2.370							0.950		
0.5188	4184	2.390							0.949		
0.5167	4167	2.400							0.947		
0.5061	4082	2.450							0.946		
0.4960	4000	2.500							0.945		

References

1. Arsenic Selenide

D. J. Treacy in *Handbook of Optical Constants of Solids*, E. D. Palik, Editor, Academic Press, 1985, p. 623. (Hereafter abbreviated as *HOCS*.)

R. Zallen, R. E. Drews, R. L. Emerald, and M. L. Slade, *Phys. Rev. Lett.* 26, 1564 (1971)

R. Zallen, M. L. Slade, and A. T. Ward, *Phys. Rev. B* 3, 4257 (1971).

U. Strom and P. C. Taylor, *Phys. Rev. B* 16, 5512 (1977).

G. Lucovsky, *Phys. Rev. B* 6, 1480 (1972).

C. T. Moynihan, P. B. Macedo, M. S. Maklad, R. K. Mohr, and R. E. Howard, *J. Non-Cryst. Solids*, 17, 369 (1975).

Y. Ohmachi, *J. Opt. Soc. Am.* 63, 630 (1973).

2. Arsenic Sulfide

D. J. Treacy in *HOCS*, 1985, p. 641.

P. A. Young, *J. Phys. C* 4, 93 (1971).

W. S. Rodney, I. H. Malitson, and T. A. King, *J. Opt. Soc. Am.* 48, 633 (1958).

R. Zallen, R.E. Drew, R. L. Emerald, and M.L. Slade, *Phys. Rev. Lett.* 26, 1564 (1971).

M. S. Maklad, R. K. Mohr, R. E. Howard, P. B. Macedo, and C. T. Moynihan, *Solid State Commun.* 15, 855 (1974).

P. B. Klein, P. C. Taylor, and D. J. Treacy, *Phys. Rev. B* 16, 4511 (1977).

G. Lucovsky, *Phys. Rev. B* 6, 1480 (1972).

3. Cadmium Telluride

E. D. Palik in *HOCS*, 1985, p. 409.

D. T. F. Marple and H. Ehrenreich, *Phys. Lett.* 8, 87 (1962).

T. H. Myers, S. W. Edwards, and J. F. Schetzina, *J. Appl. Phys.* 52, 4231 (1981).

D. T. F. Marple, *Phys. Rev.* 150, 728 (1966).

A. N. Pikhtin and A. D. Yas'kov, *Sov. Phys. Semicond.* 12, 622 (1978).

L. S. Ladd, *Infrared Phys.* 6, 145 (1966).

J. E. Harvey and W. L. Wolfe, *J. Opt. Soc. Am.* 65, 1267 (1975).

A. Manabe, A. Mitsuishi, and H. Yoshinaga, *Jpn. J. Appl. Phys.* 6, 593 (1967).

A. Manabe, A. Mitsuishi, H. Oshinaga, Y. Ueda, and H. Sei, *Technol. Rep. Osaka Univ. Jpn.* 17, 263 (1967).

J. R. Birch and D. K. Murrey, *Infrared Phys.* 18, 283 (1978).

4. Gallium Arsenide

E. D. Palik in *HOCS*, 1985, p. 429.

M. Cardona, W. Gudat, B. Sonntag, and P. Y. Yu, in *Proc. Intl. Conf. Phys. Semicond.*, 10th. Cambridge, 1970, p. 208. US Atom. Energy Commission, Oak Ridge, TN, 1970.

H. R. Philipp and H. Ehrenreich, *Phys. Rev.* 129, 1550 (1963).

J. B. Theeten, D. E. Aspnes, and R. P. H. Chang, *J. Appl. Phys.* 49, 6097 (1978).

H. C. Casey, D. D. Sell, and K. W. Wecht, *J. Appl. Phys.* 46, 250 (1975).

A. H. Kachare, W. G. Spitzer, F. K. Euler, and A. Kahan, *J. Appl. Phys.* 45, 2938 (1974).

R. T. Holm, J. W. Gibson, and E. D. Palik, *J. Appl. Phys.* 48, 212 (1977).

W. Cochran, S. J. Fray, F. A. Johnson, J. E. Quarrington, and N. Williams, *J. Appl. Phys. Suppl.* 32, 2102 (1961).

C. P. Christensen, R. Joiner, S. K. T. Nieh, and W. H. Steier, *J. Appl. Phys.* 45, 4957 (1974).

R. H. Stolen, *Phys. Rev. B* 11, 767 (1975); *Appl. Phys. Lett.* 15, 74 (1969).

5. Gallium Phosphide

A. Borghesi and G. Guizzetti in *HOCS*, 1985, p. 445.

M. Cardona, W. Gudat, B. Sonntag, and P. Y. Yu, *Proc. Intl. Conf. Phys. Semicond.* Cambridge, 1970, p. 208. US Atom. Energy Commission, Oak Ridge, TN, 1970.

M. Cardona, W. Gudat, E. E. Koch, M. Skibowski, B. Sonntag, and P. Yu, *Phys. Rev. Lett.* 25, 659 (1970).

S. E. Stokowski and D. D. Sell, *Phys. Rev. B* 5, 1636 (1972).

S. A. Abagyan, G. A. Ivanov, Y. E. Shanurin, and V. I. Amosov, *Sov. Phys. Semicond.* 5, 889 (1971).

P. G. Dean, G. Kaminsky, and R. B. Zetterstorm, *J. Appl. Phys.* 38, 3551 (1967).

- D. E. Aspnes and A. A. Studna, *Phys. Rev. B* 27, 985 (1983).
6. Indium Antimonide
R. T. Holm in *HOCS*, 1985, p. 491.
M. Cardona, W. Gudat, B. Sonntag, and P. Y. Yu, *Proc. Int. Conf. Phys. Semicond.*, 10th. Cambridge, 1970, p. 208. US Atom. Comm., Oak Ridge, TN, 1970.
H. R. Philipp and H. Ehrenreich, *Phys. Rev.* 129, 1550 (1963).
D. E. Aspnes and A. A. Studna, *Phys. Rev. B* 27, 985 (1983).
T. S. Moss, S. D. Smith, and T. D. F. Hawkins, *Proc. Phys. Soc. London* 70B, 776 (1957).
H. Yoshinaga and R. A. Oetjen, *Phys. Rev.* 101, 526 (1956).
R. B. Sanderson, *J. Phys. Chem. Solids* 26, 803 (1965).
 7. Indium Arsenide
E. D. Palick and R. T. Holm in *HOCS*, 1985, p. 479.
H. R. Philipp and H. Ehrenreich, *Phys. Rev.* 129, 1550 (1963).
B. O. Seraphin and H. E. Bennett in *Semiconductors and Semimetals* (R. K. Willardson and A. C. Beer, Eds.), vol. 3, Academic, 1967, p. 499.
D. E. Aspnes and A. A. Studna, *Phys. Rev. B* 27, 985 (1983).
J. R. Dixon and J. M. Ellis, *Phys. Rev.* 123, 1560 (1961).
A. Memon, T. J. Parker, and J. R. Birch, *Proc. SPIE*, 289, 20 (1981).
 8. Indium Phosphide
O. J. Glembocki and H. Piller in *HOCS*, 1985, p. 503.
M. Cardona, *J. Appl. Phys.* 32, 958 (1961); 36, 2181 (1965).
D. E. Aspnes and A. A. Studna, *Phys. Rev. B* 27, 985 (1983).
G. D. Pettit and W. J. Turner, *J. Appl. Phys.* 36, 2081 (1965).
R. Newman, *Phys. Rev.* 111, 1518 (1958).
W. N. Reynolds, M. T. Lilburne, and R. M. Dell, *Proc. Phys. Soc. London* 71, 416 (1958).
H. Jamshidi and T. J. Parker, *Int. Meet. Infrared Mm. Waves*, 7th., Marseilles, 1983.
 9. Lead Selenide
G. Bauer and H. Krenn in *HOCS*, 1985, p. 517.
M. Cardona and D. L. Greenaway, *Phys. Rev. A* 133, 1685 (1964).
T. S. Moss, *Optical Properties of Semiconductors*, Butterworth, 1959, p. 189.
J. N. Zemel, J. D. Jensen, and R. B. Schoolar, *Phys. Rev. A* 140, 330 (1965).
W. W. Scanlon, *J. Phys. Chem. Solids*, 8, 423 (1959).
K. V. Vyatkin and A. P. Shotov, *Sov. Phys. Semicond.* 14, 785 (1980); *Fiz. Tekh. Poluprovodn.* 14, 1331 (1980).
 10. Lead Sulfide
G. Guizzetti and A. Borghesi in *HOCS*, 1985, p. 525.
M. Cardona and R. Haensel, *Phys. Rev. B* 1, 2605 (1970).
M. Cardona and D. L. Greenaway, *Phys. Rev. A* 133, 1685 (1964).
M. Cardona, C. M. Penchina, E. E. Koch, and P. Y. Yu, *Phys. Status Solidi B* 53, 327 (1972).
P. R. Wessel, *Phys. Rev.* 153, 836 (1967).
C. E. Rossi and W. Paul, *J. Appl. Phys.* 38, 1803 (1967).
J. N. Zemel, J. D. Jensen, and R. B. Schoolar, *Phys. Rev. A* 140, 330 (1965).
 11. Lead Telluride
G. Bauer and H. Krenn in *HOCS*, 1985, p. 535.
M. Cardona and R. Haensel, *Phys. Rev. B* 1, 2605 (1970).
M. Cardona and D. L. Greenaway, *Phys. Rev.* 133, A1685 (1964).
D. M. Korn and R. Braunstein, *Phys. Rev. B* 5, 4837 (1972).
W. W. Scanlon, *J. Phys. Chem. Solids* 8, 423 (1959).
J. N. Zemel, J. D. Jensen, and R. B. Schoolar, *Phys. Rev.* 140, A330 (1965).
 12. Lithium Fluoride
E. D. Palik and W. R. Hunter in *HOCS*, 1985, p. 675.
B. L. Henke, P. Lee, T. J. Tanaka, R. L. Shimabukuro, and B. K. Fujikawa, *Low Energy X-ray Diagnostics-1981* (D. T. Attwood and B. L. Henke, Eds.), AIP Conf. Proc. No. 75, 1981.
A. P. Lukirskii, E. P. Savinov, O. A. Ershov, and Y. F. Shepelev, *Opt. Spektrosk.* 16, 168 (1964); 16, 310 (1964).
F. C. Brown, C. Gahwiller, A. B. Kunz, and N. O. Lipari, *Phys. Rev. Lett.* 25, 927 (1970).
A. Milgram and M. P. Givens, *Phys. Rev.* 125, 1506 (1962).
T. Tomiki and T. Miyata, *J. Phys. Soc. Jpn.* 27, 658 (1969).
 - A. Kachare, G. Andermann, and L. R. Brantley, *J. Phys. Chem. Solids* 33, 467 (1972).
 13. Potassium Chloride
E. D. Palik in *HOCS*, 1985, p. 703.
O. Aita, I. Nagakura, and T. Sagawa, *J. Phys. Soc. Jpn.* 30, 1414 (1971).
A. P. Lukirskii, E. P. Savinov, O. A. Ershov, and Y. F. Shepelev, *Opt. Spektrosk.* 16, 168 (1964); *Opt. Spektrosk.* 16, 310 (1964).
T. Tomika, *J. Phys. Soc. Jpn.* 22, 463 (1967).
M. Antinori, A. Balzarotti, and M. Piacentini, *Phys. Rev. B* 7, 1541 (1973).
H. H. Li, *J. Phys. Chem. Ref. Data* 5, 329 (1976).
S. D. Allen and J. A. Harrington, *Appl. Opt.* 17, 1679 (1978).
K. W. Johnson and E. E. Bell, *Phys. Rev.* 139A, 1295 (1965).
 14. Silicon Dioxide
H. R. Philipp in *HOCS*, 1985, p. 749.
J. Rife and J. Osantowski, *J. Opt. Soc. Am.* 70, 1513 (1980).
B. L. Henke, P. Lee, T. J. Tanaka, R. L. Shimabukuro, and B. K. Fujikawa, *Low Energy X-ray Diagnostics-1981* (D. T. Attwood and B. L. Henke, Eds.), AIP Conf. Proc. No. 75, 1981.
H. R. Philipp, *Solid State Commun.* 4, 73 (1966); *J. Phys. Chem. Solids*, 32, 1935 (1971).
P. L. Lamy, *Appl. Opt.* 16, 2212 (1977).
H. R. Philipp, *J. Appl. Phys.* 50, 1053 (1979).
D. G. Drummond, *Proc. Roy. Soc. London*, 153, 328 (1935).
 15. Silicon Monoxide
H. R. Philipp in *HOCS*, 1985, p. 765.
H. R. Philipp, *J. Phys. Chem. Solids*, 32, 1935 (1971).
G. Hass and C. D. Salzberg, *J. Opt. Soc. Am.* 44, 181 (1954).
E. Cremer, T. Kraus, and E. Ritter, *Zs. Electrochem.* 62, 939 (1958).
A. P. Bradford, G. Hass, M. McFarland, and E. Ritter, *Appl. Opt.* 4, 971 (1965).
 16. Silicon Nitride
H. R. Philipp in *HOCS*, 1985, p. 771.
H. R. Philipp, *J. Electrochem. Soc.* 120, 295 (1973).
J. B. Theeten, D. E. Aspnes, F. Simondet, M. Errman, and P. C. Mürar, *J. Appl. Phys.* 52, 6788 (1981).
J. Bauer, *Phys. Status Solidi*, A 39, 411 (1977).
 17. Sodium Chloride
J. E. Eldridge and E. D. Palik in *HOCS*, p. 775.
J. A. Harrington, C. J. Duthler, F. W. Patten, and M. Hass, *Solid State Commun.* 18, 1043 (1976).
T. Miyata and T. Tomiki, *J. Phys. Soc. Jpn.* 24, 1286 (1968); *ibid.*, 22, 209 (1967).
D. M. Roessler and W. C. Walker, *J. Opt. Soc. Am.* 58, 279 (1968).
D. M. Roessler and W. C. Walker, *Phys. Rev.* 166, 599 (1968).
S. Allen and J. A. Harrington, *Appl. Opt.* 17, 1679 (1978).
O. Aita, I. Nagakura, and T. Sagawa, *J. Phys. Soc. Jpn.* 30, 1414 (1971).
 18. Zinc Sulfide
E. D. Palik and A. Addamiano in *HOCS*, 1985, p. 597.
B. L. Henke, P. L. Lee, T. J. Tanaka, R. L. Shimabukuro, and B. F. Fujikawa, *Low Energy X-ray Diagnostics-1981* (D. T. Attwood and B. L. Henke, Eds.), AIP Conf. Proc. No. 75, 1981.
M. Cardona and G. Harbeke, *Phys. Rev.* 137, A1467 (1965).
Eastman Kodak, Publ. No. U-72, Rochester, New York (1981).
C. A. Klein and R. N. Donadio, *J. Appl. Phys.* 51, 797 (1980).
T. Deutsch, *Proc. Int. Conf. Phys. Semicond.*, 6th Exeter 1962, p. 505. The Inst. of Physics and the Physical Soc., London, 1962.
A. Manabe, A. Mitsuishi, and H. Yoshinaga, *Jpn. J. Appl. Phys.* 6, 593 (1967).
W. W. Piper, D. T. F. Marple, and P. D. Johnson, *Phys. Rev.* 110, 323 (1958).
 19. Polytetrafluoroethylene
J. W. L. Thomas (NIST), Private communication.
NIST Certificate, STM 2044.
P. Y. Barnes, E. A. Early, and A. C. Parr, *NIST Special Publ. 250-48*, NIST Measurement Services: Spectral Reflectance. *Diffuse Reflectance Coatings and Materials Sections*, Labsphere Catalog, 1996.
A. Arecchi and C. Ryder (Labsphere, North Suttan, NJ), private communication.

FERMI ENERGY AND RELATED PROPERTIES OF METALS

Lev. I. Berger

In the classical Drude theory of metals, the Maxwell-Boltzmann velocity distribution of electrons is used. It states that the number of electrons per unit volume with velocities in the range of $d\vec{v}$ about any magnitude \vec{v} at temperature T is

$$f_B(\vec{v})d\vec{v} = n \left(\frac{m}{2\pi k_B T} \right)^3 \exp\left(-\frac{mv^2}{2k_B T} \right) d\vec{v}$$

where n is the total number of conduction electrons in a unit volume of a metal, m is the free electron mass, and k_B is the Boltzmann constant. In an attempt to explain a substantial discrepancy between the experimental data on the specific heat of metals and the values calculated on the basis of the Drude model, Sommerfeld suggested a model of the metal in which the Pauli exclusion principle is applied to free electrons. In this case, the Maxwell-Boltzmann distribution is replaced by the Fermi-Dirac distribution:

$$f(\vec{v})d\vec{v} = 2 \left(\frac{m}{h} \right)^3 d\vec{v} \left\{ \exp\left[\left(\frac{mv^2}{2} - k_B T_0 \right) / k_B T \right] + 1 \right\}^{-1}$$

Here h is the Planck constant and T_0 is a characteristic temperature which is determined by the normalization condition

$$n = \int d\vec{v} \cdot f(\vec{v})$$

The magnitude of T_0 is quite high; usually, $T_0 > 10^4$ K. So, at common temperatures ($T < 10^3$ K), the free electron density of a metal is much smaller than in the case of the Maxwell-Boltzmann distribution. This allows us to explain why the experimental data on specific heat for metals are close to those for insulators.

The maximum kinetic energy the electrons of a metal may possess at $T = 0$ K is called the Fermi energy, e.g.,

$$E_F = \frac{\hbar^2 k_F^2}{2m} = \left(\frac{e^2}{2k_B} \right) (k_F r_B)^2$$

where k_F is the Fermi momentum or the Fermi wave vector

$$k_F = (3\pi^2 n)^{1/3}$$

e is the electron charge, and r_B is the Bohr radius

$$r_B = \hbar^2 / me^2 = 0.529 \cdot 10^{-10} \text{ m}$$

Another, more common expression for the Fermi energy is

$$E_F = \frac{1}{2} m v_F^2$$

where $v_F = \hbar k_F / m$ is the Fermi velocity which can be expressed using the concept of the electron radius, r_s . It is equal to radius of a sphere occupied by one free electron. If the total volume of a metal sample is V and the number of conduction electrons in this volume is N , then the volume per electron is equal to

$$\frac{V}{N} = \frac{1}{n} = \frac{4}{3} \pi r_s^3$$

and

$$r_s = \left(\frac{3}{4\pi n} \right)^{1/3}$$

The following table contains information pertinent to the Sommerfeld model for some metals. The magnitudes of T_0 are calculated using the expression

$$T_0 = \frac{E_F}{k_B} = \frac{58.2 \cdot 10^4}{(r_s / r_B)^2} \text{ K}$$

Ground State Properties of the Electron Gas in Some Metals

Metal	Valency	$n/10^{28} \text{ m}^{-3}$	r_s/pm	r_s/r_B	E_F/eV	$T_0/10^4 \text{ K}$	$k_F/10^{10} \text{ m}^{-1}$	$v_F/10^6 \text{ m s}^{-1}$
Li ^a	1	4.70	172	3.25	4.74	5.51	1.12	1.29
Na ^b	1	2.65	208	3.93	3.24	3.77	0.92	1.07
K ^b	1	1.40	257	4.86	2.12	2.46	0.75	0.86
Rb ^b	1	1.15	275	5.20	1.85	2.15	0.70	0.81
Cs ^b	1	0.91	298	5.62	1.59	1.84	0.65	0.75
Cu	1	8.47	141	2.67	7.00	8.16	1.36	1.57
Ag	1	5.86	160	3.02	5.49	6.38	1.20	1.39
Au	1	5.90	159	3.01	5.53	6.42	1.21	1.40
Be	2	24.7	99	1.87	14.3	16.6	1.94	2.25
Mg	2	8.61	141	2.66	7.08	8.23	1.36	1.58
Ca	2	4.61	173	3.27	4.69	5.44	1.11	1.28
Sr	2	3.55	189	3.57	3.93	4.57	1.02	1.18
Ba	2	3.15	196	3.71	3.64	4.23	0.98	1.13
Nb	1	5.56	163	3.07	5.32	6.18	1.18	1.37
Fe	2	17.0	112	2.12	11.1	13.0	1.71	1.98
Mn ^c	2	16.5	113	2.14	10.9	12.7	1.70	1.96
Zn	2	13.2	122	2.30	9.47	11.0	1.58	1.83
Cd	2	9.27	137	2.59	7.47	8.68	1.40	1.62

Metal	Valency	$n/10^{28} \text{ m}^{-3}$	r_s/pm	r_s/r_B	E_F/eV	$T_0/10^4 \text{ K}$	$k_F/10^{10} \text{ m}^{-1}$	$v_F/10^6 \text{ m s}^{-1}$
Hg ^a	2	8.65	140	2.65	7.13	8.29	1.37	1.58
Al	3	18.1	110	2.07	11.7	13.6	1.75	2.03
Ga	3	15.4	116	2.19	10.4	12.1	1.66	1.92
In	3	11.5	127	2.41	8.63	10.0	1.51	1.74
Tl	3	10.5	131	2.48	8.15	9.46	1.46	1.69
Sn	4	14.8	117	2.22	10.2	11.8	1.64	1.90
Pb	4	13.2	122	2.30	9.47	11.0	1.58	1.83
Bi	5	14.1	119	2.25	9.90	11.5	1.61	1.87
Sb	5	16.5	113	2.14	10.9	12.7	1.70	1.96

^a At 78 K.

^b At 5 K.

^c α -phase.

The data in the table are for atmospheric pressure and room temperature unless otherwise noted.

References

1. Drude, P., *Ann. Physik*, 1, 566, 1900; *ibid.*, 3, 369, 1900.
2. Sommerfeld, A. and Bethe, H., *Handbuch der Physik*, Chapter 3, Springer, 1933.
3. Wyckoff, R. W. G., *Crystal Structures*, 2nd. ed., Interscience, 1963.
4. Ashcroft, N. W. and Mermin, N. D., *Solid State Physics*, Holt, Rinehart and Winston, 1976.

ELECTRON INELASTIC MEAN FREE PATHS

Cedric J. Powell

The inelastic mean free path (IMFP) of electrons is defined as the average of distances, measured along the trajectories, that electrons with a given energy travel between inelastic collisions in the substance. It is an important parameter in analyzing results from surface-characterization techniques such as Auger electron spectroscopy, x-ray photoelectron spectroscopy, low-energy electron diffraction, and others. IMFPs can be measured by the elastic-peak electron spectroscopy technique and other methods, and they can be calculated from optical data. A detailed analysis of the experimental and theoretical considerations in obtaining reliable IMFP values can be found in reference 4.

The table below gives recommended IMFP values for several elements, simple inorganic compounds, and organic materials. Values are given in Ångström units ($1 \text{ \AA} = 10^{-10} \text{ m}$) for a range of

electron energies. Substances are given in alphabetical order by name, with elements and inorganic compounds listed before the organic materials.

References

1. Tanuma, S., Powell, C. J., and Penn, D. R., *Surf. Interface Anal.* 17, 911, 1991.
2. Tanuma, S., Powell, C. J., and Penn, D. R., *Surf. Interface Anal.* 17, 927, 1991.
3. Tanuma, S., Powell, C. J., and Penn, D. R., *Surf. Interface Anal.* 21, 165, 1994.
4. Powell, C. J., and Jablonski, A., *J. Phys. Chem. Ref. Data* 28, 19, 1999.
5. Tanuma, S., Powell, C. J., and Penn, D. R., *Surf. Interface Anal.*, 37, 1, 2005.

Electron Inelastic Mean Free Path in Å

Electron Energy in eV

Substance	Formula	50	100	150	200	300	400	600	800	1000	1200	1400	1600	1800	2000	Ref.
Aluminum	Al	3.5	4.6	5.7	6.8	8.9	10.9	14.5	18.0	21.3	24.6	27.8	31.0	34.1	37.2	5
Bismuth	Bi	4.9	5.5	6.3	7.2	8.8	10.6	14.0	17.2	20.2	23.2	26.1	28.9	31.6	34.4	1
Carbon	C	5.9	6.4	7.5	8.8	11.2	13.7	18.4	22.8	27.0	31.1	35.2	39.1	43.0	46.8	1
Chromium	Cr	4.4	4.3	5.0	5.7	7.2	8.6	11.4	14.0	16.6	19.1	21.6	24.0	26.3	28.6	1
Copper	Cu	5.2	5.0	5.4	6.0	7.3	8.6	11.3	13.9	16.5	18.9	21.3	23.7	26.0	28.3	4
Gallium phosphide	GaP	5.6	6.5	7.8	9.0	11.4	13.7	18.1	22.3	26.3	30.2	34.1	37.8	41.5	45.2	2
Gold	Au	6.3	4.7	4.7	5.1	6.1	7.2	9.5	11.7	13.8	15.8	17.8	19.7	21.6	23.4	4
Hafnium	Hf	5.8	6.2	7.1	8.0	10.2	12.0	15.6	19.0	22.2	25.3	28.4	31.4	34.4	37.3	1
Indium phosphide	InP	4.8	4.9	5.6	6.4	8.1	9.7	12.8	15.7	18.7	21.4	24.2	26.8	29.4	32.0	2
Iridium	Ir	5.3	4.3	4.7	5.2	6.4	7.5	9.7	11.8	13.8	15.7	17.6	19.4	21.2	22.9	1
Iron	Fe	4.3	4.4	5.1	5.8	7.2	8.5	11.2	13.7	16.2	18.6	20.9	23.2	25.5	27.7	1
Lead(II) sulfide	PbS	4.8	5.6	6.7	7.8	10.0	12.1	16.1	19.8	23.6	27.1	30.6	33.9	37.2	40.5	2
Lead(II) telluride	PbTe	4.3	5.5	6.6	7.7	9.8	11.9	15.8	19.6	23.4	26.9	30.3	33.7	37.0	40.2	2
Magnesium	Mg	4.0	5.4	6.8	8.2	10.7	13.0	17.5	21.7	25.9	29.9	33.9	37.7	41.6	45.3	1
Molybdenum	Mo	5.1	4.5	5.0	5.6	7.1	8.5	11.3	14.0	16.5	18.9	21.2	23.5	25.8	28.0	1
Nickel	Ni	4.9	4.5	4.9	5.4	6.5	7.7	10.1	12.4	14.6	16.7	18.8	20.8	22.8	24.7	4
Niobium	Nb	6.0	6.0	6.7	7.7	9.7	11.7	15.6	19.2	22.6	25.9	29.1	32.3	35.3	38.4	1
Osmium	Os	5.5	4.3	4.5	5.0	6.0	7.1	9.1	11.1	12.9	14.7	16.4	18.1	19.8	21.5	1
Palladium	Pd	4.8	4.8	5.4	6.2	7.8	9.4	12.5	15.4	18.2	20.9	23.5	26.0	28.4	30.9	1
Platinum	Pt	5.0	4.2	4.5	4.9	6.0	7.1	9.2	11.2	13.1	14.9	16.7	18.5	20.2	21.9	1
Potassium chloride	KCl	7.5	7.8	9.3	10.9	14.2	17.3	23.2	28.7	34.0	39.2	44.2	49.1	54.0	58.8	2
Rhenium	Re	5.2	3.8	3.9	4.3	5.1	6.0	7.7	9.4	10.9	12.5	14.0	15.4	16.9	18.3	1
Rhodium	Rh	4.8	4.1	4.5	5.0	6.1	7.3	9.7	12.0	14.1	16.2	18.2	20.1	22.0	23.9	1
Ruthenium	Ru	4.9	4.2	4.6	5.2	6.5	7.8	10.4	12.8	15.1	17.4	19.5	21.6	23.7	25.7	1
Silicon	Si	4.1	5.3	6.5	7.8	10.3	12.5	16.6	20.6	24.4	28.2	31.8	35.4	39.0	42.5	1
Silicon carbide	SiC	4.7	4.9	5.8	6.8	8.7	10.5	13.9	17.1	20.3	23.3	26.3	29.2	32.1	35.0	2
Silicon dioxide (vitreous)	SiO ₂	8.0	7.7	8.8	10.0	12.6	15.2	20.0	24.7	29.3	33.7	38.0	42.2	46.4	50.5	2
Silver	Ag	6.4	4.7	4.8	5.2	6.4	7.7	10.2	12.6	14.9	17.2	19.3	21.4	23.5	25.5	4
Tantalum	Ta	4.8	4.5	5.0	5.5	6.8	8.0	10.4	12.7	14.8	16.9	19.0	21.0	22.9	24.9	1
Titanium	Ti	4.5	5.1	6.2	7.3	9.5	11.6	15.6	19.5	23.2	26.8	30.2	33.6	36.9	40.2	1
Tungsten	W	5.0	4.1	4.5	5.0	6.1	7.3	9.4	11.4	13.4	15.2	17.1	18.9	20.6	22.4	1
Vanadium	V	4.2	4.9	5.9	6.8	8.8	10.7	14.3	17.7	21.0	24.3	27.4	30.5	33.5	36.4	1
Yttrium	Y	5.0	5.5	6.4	7.5	9.8	11.9	16.0	19.8	23.4	27.0	30.4	33.8	37.1	40.4	1
Zinc sulfide	ZnS	5.8	6.5	7.7	8.9	11.3	13.6	17.9	22.0	26.0	29.8	33.6	37.3	40.9	44.5	2
Zirconium	Zr	4.4	4.8	5.7	6.6	8.6	10.5	14.1	17.5	20.7	23.8	26.9	29.9	32.8	35.7	1
Adenine	C ₅ H ₅ N ₅	6.4	6.6	7.8	9.2	11.8	14.4	19.2	24.1	28.6	33.1	37.4	41.6	45.8	49.9	3
Bovine plasma albumin		7.3	7.2	8.5	9.9	12.7	15.4	20.7	25.8	30.8	35.6	40.2	44.8	49.4	53.8	3
β-Carotene	C ₄₀ H ₅₆	6.4	7.0	8.5	10.0	13.0	15.9	21.4	26.9	32.0	37.0	41.9	46.6	51.3	56.0	3

Substance	Formula	50	100	150	200	300	400	600	800	1000	1200	1400	1600	1800	2000	Ref.
Deoxyribonucleic acid (DNA)		7.3	7.3	8.5	9.8	12.6	15.4	20.7	25.9	30.8	35.6	40.3	44.9	49.4	53.8	3
1,6-Diphenyl-1,3,5-hexatriene	$C_{18}H_{16}$	6.4	7.0	8.4	9.9	12.9	15.8	21.3	26.7	31.8	36.8	41.7	46.4	51.1	55.7	3
Guanine	$C_5H_5N_5O$	6.2	6.2	7.2	8.4	10.8	13.1	17.5	21.8	25.9	29.9	33.8	37.6	41.4	45.1	3
Hexacosane	$C_{26}H_{54}$	7.0	7.6	9.2	10.9	14.1	17.2	23.2	29.2	34.7	40.1	45.4	50.6	55.7	60.7	3
Kapton		7.0	6.8	7.9	9.2	11.7	14.2	19.0	23.7	28.2	32.5	36.7	40.9	44.9	49.0	3
Polyacetylene		5.3	5.7	6.8	7.9	10.2	12.5	16.9	21.1	25.1	29.0	32.8	36.5	40.2	43.8	3
Poly(butene-1-sulfone)		7.1	7.2	8.5	9.9	12.7	15.4	20.7	25.8	30.6	35.3	39.9	44.4	48.8	53.2	3
Polyethylene		6.9	7.2	8.6	10.1	13.0	15.9	21.4	26.8	31.8	36.8	41.6	46.3	51.0	55.6	3
Poly(methyl methacrylate)		7.8	7.9	9.3	10.8	13.9	16.9	22.7	28.3	33.7	38.8	43.9	48.9	53.8	58.6	3
Polystyrene		6.9	7.3	8.7	10.2	13.2	16.1	21.6	27.1	32.2	37.2	42.1	46.9	51.6	56.2	3
Poly(2-vinylpyridine)		6.9	7.3	8.7	10.3	13.3	16.2	21.8	27.3	32.5	37.5	42.4	47.3	52.0	56.7	3

SELECTED PROPERTIES OF SEMICONDUCTOR SOLID SOLUTIONS

L.I. Berger

Alloy system	Limits of solubility	Energy gap in eV (300 K)	Remarks, references
Adamantine Semiconductors IV-IV			
$\text{Si}_x\text{Ge}_{1-x}$	$0 \leq x \leq 1$	$0.8941+0.0421x+0.1691x^2$ $0.7596+1.0860x+0.3306x^2$	Transition $\Gamma - X$ [Ref.1] Trans. $\Gamma - L$ [Ref. 1]
Adamantine Semiconductors III-V/III-V			
<i>Common Anion</i>			
$\text{Al}_x\text{Ga}_{1-x}\text{N}$	$0 \leq x \leq 1$		Wurtzite Structure [Ref. 2 & 3]
$\text{Al}_x\text{Ga}_{1-x}\text{P}$	$0 \leq x \leq 0.5$	$2.28+0.16x$	[Ref. 2]
$\text{Al}_x\text{In}_{1-x}\text{P}$	$0 \leq x \leq 0.44$	at Γ : $1.34+2.23x$; at X: $2.24+0.18x$	[Ref. 2]
$\text{Al}_x\text{Ga}_{1-x}\text{As}$	$0 \leq x \leq 0.5$	$1.42=0.75x$ [Ref.3]; $1.424+1.429x-0.14x^2$ [Ref.4]	
$\text{Al}_x\text{In}_{1-x}\text{As}$	$0 \leq x \leq 1$	at Γ : $0.37+1.91x+0.74x^2$; at X: $1.8+0.4x$	[Ref. 2 and 6]
$\text{Al}_x\text{Ga}_{1-x}\text{Sb}$	$0 \leq x \leq 1$	$0.73+1.10x+0.47x^2$	Trans. $\Gamma_{8v} - \Gamma_{6c}$ [Ref. 2]
$\text{Al}_x\text{In}_{1-x}\text{Sb}$	$0 \leq x \leq 1$		[Ref. 6]
$\text{Ga}_x\text{In}_{1-x}\text{N}$	$0 \leq x \leq 1$	$1.950+1.487x-1.000x(1-x)$	Wurtzite [Ref. 8 and 10]
$\text{Ga}_x\text{In}_{1-x}\text{P}$	$0 \leq x \leq 1$		[Ref. 2]
$\text{Ga}_x\text{In}_{1-x}\text{As}$	$0 \leq x \leq 1$	$0.360+0.629x+0.436x^2$	[Ref. 5]
$\text{Ga}_x\text{In}_{1-x}\text{Sb}$	$0 < x < 1$	$0.235+0.1653x+0.413x^2$	[Ref. 2, see also Ref. 9]
<i>Common Cation</i>			
$\text{GaN}_x\text{As}_{1-x}$	$0 \leq x \leq 0.05$	$1.42-9.9x$	[Ref. 2]
$\text{GaP}_x\text{As}_{1-x}$	$0 < x < 1$	$2.270-0.846x$	[Ref. 2]
$\text{GaP}_x\text{Sb}_{1-x}$	$0 \leq x \leq 0.05$	$1.515+1.172x+0.186x^2$ $1.9715+0.144x+0.211x^2$	(at 2K, $\Gamma-\Gamma$) [Ref. 7] [Ref. 2]
$\text{GaAs}_x\text{Sb}_{1-x}$	$0 \leq x \leq 0.45, 0.6 \leq x \leq 1$	$1.43-1.9x+1.2x^2$	[Ref. 5]
$\text{InP}_x\text{As}_{1-x}$	$0 < x < 1$	$0.356+0.675x+0.32x^2$	[Ref. 2]
Adamantine Binary Semiconductors II-VI/II-VI [Ref. 3 and 6]			
<i>Common Anion</i>			
$\text{Zn}_x\text{Cd}_{1-x}\text{S}$	$0 \leq x \leq 1$		Wurtzite Structure
$\text{Zn}_x\text{Hg}_{1-x}\text{S}$	$0 \leq x \leq 1$		
$\text{Cd}_x\text{Hg}_{1-x}\text{S}$	$0 \leq x \leq 1$		Wurtzite Structure at $x < 0.6$
$\text{Zn}_x\text{Cd}_{1-x}\text{Se}$	$0.7 \leq x \leq 1$		
$\text{Zn}_x\text{Hg}_{1-x}\text{Se}$	$0 \leq x \leq 1$		
$\text{Cd}_x\text{Hg}_{1-x}\text{Se}$	$0 \leq x \leq 0.7$ and $0.75 \leq x^* \leq 1$		x^* - Wurtzite Structure
$\text{Zn}_x\text{Cd}_{1-x}\text{Te}$	$0 \leq x \leq 1$		
$\text{Zn}_x\text{Hg}_{1-x}\text{Te}$	$0 \leq x \leq 1$		
$\text{Cd}_x\text{Hg}_{1-x}\text{Te}$	$0 \leq x \leq 1$		
<i>Common Cation</i>			
$\text{ZnS}_x\text{Se}_{1-x}$	$0 \leq x \leq 1$		
$\text{ZnS}_x\text{Te}_{1-x}$	$0 \leq x \leq 0.1$ and $0.9 \leq x^* \leq 1$		x^* - Wurtzite Structure
$\text{ZnSe}_x\text{Te}_{1-x}$	$0 \leq x \leq 1$		
$\text{CdS}_x\text{Se}_{1-x}$	$0 \leq x \leq 1$		Wurtzite Structure
$\text{CdS}_x\text{Te}_{1-x}$	$0 \leq x \leq 0.25$ and $0.8 \leq x^* \leq 1$		x^* - Wurtzite Structure
$\text{CdSe}_x\text{Te}_{1-x}$	$0 \leq x \leq 0.4$ and $0.6 \leq x^* \leq 1$		x^* - Wurtzite Structure
$\text{HgS}_x\text{Se}_{1-x}$	$0 \leq x \leq 1$		
$\text{HgS}_x\text{Te}_{1-x}$	$0 \leq x \leq 1$		
$\text{HgSe}_x\text{Te}_{1-x}$	$0 \leq x \leq 1$		
Quaternary Adamantine Semiconductors II-VI/III-V [Ref. 6]			
$(\text{ZnS})_x(\text{AlP})_{1-x}$	$0.99 \leq x \leq 1$		
$(\text{ZnSe})_x(\text{GaAs})_{1-x}$	$0 \leq x < 1$		
$(\text{CdTe})_x(\text{InAs})_{1-x}$	$0 < x \leq 0.2$ and $0.7 \leq x \leq 1$		
$(\text{CdTe})_x(\text{AlSb})_{1-x}$	$0 \leq x \leq 1$		
$(\text{HgTe})_x(\text{InAs})_{1-x}$	$0 \leq x \leq 1$		

Alloy system	Limits of solubility	Energy gap in eV (300 K)	Remarks, references
$\text{Ga}_x\text{In}_{1-x}\text{As}_y\text{P}_{1-y}$	$0 \leq x \leq 1, 0 \leq y \leq 1$	Quaternary Adamantine Semiconductors III_x-III_{1-x}-V_y-V_{1-y}	
		$1.35+0.668x-1.068y+0.758x^2+0.078y^2-0.069xy-0.322x^2y+0.03xy^2$ [Ref. 2 and 6]	
$\text{Al}_x\text{Ga}_y\text{In}_{1-x-y}\text{Sb}$	$0 \leq x \leq 1, 0 \leq y \leq 1$	Quaternary Adamantine Semiconductors III_{1-x-y}-III_x-III_y-V	
		$0.095+1.76x+0.28y+0.345(x^2+y^2)+0.085(1-x-y)^2+xy(1-x-y)(23-28y)$ [Ref. 2 and 6]	

References

1. Krishnamurti, S., Sher, A., and Chen, A. *Appl. Phys. Lett.* 47, 160, 1985.
2. Madelung, O., Ed., *Semiconductors Group IV Elements and III-V Compounds*, Springer, 1991; *Semiconductors Other than Group IV Elements and III-V Compounds*, Springer, 1992.
3. Goryunova, N. A., Kesamanly, F.P., and Nasledov, D.N., *Semiconductors and Semimetals*, Vol. 4, 1968, p. 413.
4. El Allali, M., Sorensen, C. B., Veje, E., and Tideman-Peterson, P., *Phys. Rev. B*, 48, 4398, 1993.
5. Nahorny, R. E., Pollack, M. A., Johnson, W. D., and Barns, R. L. *Appl. Phys. Lett.* 33, 695, 1978.
6. Goryunova, N. A. *Multicomponent Diamond-Like Semiconductors*, Sov. Radio, Moscow, 1968 (in Russian).
7. Capizzi, M., Modesti, S., Martelli, F., and Frova, A., *Solid State Comm.* 39, 333, 1981.
8. Nakamura, S., Pearton, S., and Fasol, G., *The Blue Laser Diode*, 2nd ed., Springer, 2000.
9. Roth, A. P., Keeler, W. J., and Fortin, E. *Canad. J. Phys.* 58, 560, 1980.
10. Wu, J., Walukiewicz, Yu, K. M., Ager, J. W., Haller, E. E., Lu, H., and Schaff, W.J., *Appl. Phys. Lett.* 80, 4741, 2002.

NOMENCLATURE FOR ORGANIC POLYMERS

Robert B. Fox and Edward S. Wilks

Organic polymers have traditionally been named on the basis of the monomer used, a hypothetical monomer, or a semi-systematic structure. Alternatively, they may be named in the same way as organic compounds, i.e., on the basis of a structure as drawn. The former method, often called “source-based nomenclature” or “monomer-based nomenclature”, sometimes results in ambiguity and multiple names for a single material. The latter method, termed “structure-based nomenclature”, generates a sometimes cumbersome unique name for a given polymer, independent of its source. Within their limitations, both types of names are acceptable and well-documented.¹ The use of stereochemical descriptors with both types of polymer nomenclature has been published.²

Traditional Polymer Names

Monomer-Based Names

“Polystyrene” is the name of a homopolymer made from the single monomer styrene. When the name of a monomer comprises two or more words, the name should be enclosed in parentheses, as in “poly(methyl methacrylate)” or “poly(4-bromostyrene)” to identify the monomer more clearly. This method can result in several names for a given polymer: thus, “poly(ethylene glycol)”, “poly(ethylene oxide)”, and “poly(oxirane)” describe the same polymer. Sometimes, the name of a hypothetical monomer is used, as in “poly(vinyl alcohol)”. Even though a name like “polyethylene” covers a multitude of materials, the system does provide understandable names when a single monomer is involved in the synthesis of a single polymer. When one monomer can yield more than one polymer, e.g. 1,3-butadiene or acrolein, some sort of structural notation must be used to identify the product, and one is not far from a formal structure-based name.

Copolymers, Block Polymers, and Graft Polymers. When more than one monomer is involved, monomer-based names are more complex. Some common polymers have been given names based on an apparent structure, as with “poly(ethylene terephthalate)”. A better system has been approved by the IUPAC.¹ With this method, the arrangement of the monomeric units is introduced through use of an italicized connective placed between the names of the monomers. For monomer names represented by A, B, and C, the various types of arrangements are shown in Table 1.

Table 2 contains examples of common or semi-systematic names of copolymers. The systematic names of comonomers may also be used; thus, the polyacrylonitrile-*block*-polybutadiene-*block*-polystyrene polymer in Table 2 may also be named poly(prop-2-enenitrile)-*block*-polybuta-1,3-diene-*block*-poly(ethenylbenzene). IUPAC does not require alphabetized names of comonomers within a polymer name; many names are thus possible for some copolymers.

These connectives may be used in combination and with small, non-repeating (i.e. non-polymeric) junction units; see, for example, Table 2, line 8. A long dash may be used in place of the con-

nective *-block-*; thus, in Table 2, the polymers of lines 7 and 8 may also be written as shown on lines 9 and 10.

IUPAC also recommends an alternative scheme for naming copolymers that comprises use of “copoly” as a prefix followed by the names of the comonomers, a solidus (an oblique stroke) to separate comonomer names, and addition before “copoly” of any applicable connectives listed in Table 2 except *-co-*.

Table 3 gives the same examples shown in Table 2 but with the alternative format. Comonomer names need not be parenthesized.

TABLE 1. IUPAC Source-Based Copolymer Classification

No.	Copolymer type	Connective	Example
1	Unspecified or unknown	<i>-co-</i>	poly(A- <i>co</i> -B)
2	Random (obeys Bernoullian distribution)	<i>-ran-</i>	poly(A- <i>ran</i> -B)
3	Statistical (obeys known statistical laws)	<i>-stat-</i>	poly(A- <i>stat</i> -B)
4	Alternating (for two monomeric units)	<i>-alt-</i>	poly(A- <i>alt</i> -B)
5	Periodic (ordered sequence for 2 or more monomeric units)	<i>-per-</i>	poly(A- <i>per</i> -B- <i>per</i> -C)
6	Block (linear block arrangement)	<i>-block-</i>	polyA- <i>block</i> -polyB
7	Graft (side chains connected to main chains)	<i>-graft-</i>	polyA- <i>graft</i> -polyB

TABLE 2. Examples of Source-Based Copolymer Nomenclature

No.	Copolymer name
1	poly(propene- <i>co</i> -methacrylonitrile)
2	poly[(acrylic acid)- <i>ran</i> -(ethyl acrylate)]
3	poly(butene- <i>stat</i> -ethylene- <i>stat</i> -styrene)
4	poly[(sebacic acid)- <i>alt</i> -butanediol]
5	poly[(ethylene oxide)- <i>per</i> -(ethylene oxide)- <i>per</i> -tetrahydrofuran]
6	polyisoprene- <i>graft</i> -poly(methacrylic acid)
7	polyacrylonitrile- <i>block</i> -polybutadiene- <i>block</i> -polystyrene
8	polystyrene- <i>block</i> -dimethylsilylene- <i>block</i> -polybutadiene
9	polyacrylonitrile—polybutadiene—polystyrene
10	polystyrene—dimethylsilylene—polybutadiene

TABLE 3. Examples of Source-Based Copolymer Nomenclature (Alternative Format)

No.	Polymer name
1	copoly(propene/methacrylonitrile)
2	<i>ran</i> -copoly(acrylic acid/ethyl acrylate)
3	<i>stat</i> -copoly(butene/ethylene/styrene)
4	<i>alt</i> -copoly(sebacic acid/butanediol)
5	<i>block</i> -copoly(acrylonitrile/butadiene/styrene)
6	<i>per</i> -copoly(ethylene oxide/ethylene oxide/tetrahydrofuran)
7	<i>graft</i> -copoly(isoprene/methacrylic acid)

Source-based nomenclature for non-linear macromolecules and macromolecular assemblies is covered by a 1997 IUPAC document.¹¹ The types of polymers in these classes, together with their connectives, are given in Table 4; the terms shown may be used as connectives, prefixes, or both to designate the features present.

TABLE 4. Connectives for Non-Linear Macromolecules and Macromolecular Assemblies

No.	Type	Connective
1	Branched (type unspecified)	branch
2	Branched with branch point of functionality <i>f</i>	<i>f</i> -branch
3	Comb	comb
4	Cross-link	<i>ι</i> (Greek iota)
5	Cyclic	cyclo
6	Interpenetrating polymer network	ipn
7	Long-chain branched	l-branch
8	Network	net
9	Polymer blend	blend
10	Polymer-polymer complex	compl
11	Semi-interpenetrating polymer network	sipn
12	Short-chain branched	sh-branch
13	Star	star
14	Star with <i>f</i> arms	<i>f</i> -star

Non-linear polymers are named by using the italicized connective as a *prefix* to the source-based name of the polymer component or components to which the prefix applies; some examples are listed in Table 5.

TABLE 5. Non-Linear Macromolecules

No.	Polymer name	Polymer structural features
1	poly(methacrylic acid)- <i>comb</i> -polyacrylonitrile	Comb polymer with a poly(methacrylic acid) backbone and polyacrylonitrile side chains
2	<i>comb</i> -poly[ethylene- <i>stat</i> -(vinyl chloride)]	Comb polymer with unspecified backbone composition and statistical ethylene/vinyl chloride copolymer side chains
3	polybutadiene- <i>comb</i> -(polyethylene; polypropene)	Comb polymer with butadiene backbone and side chains of polyethylene and polypropene
4	<i>star</i> -(polyA; polyB; polyC; polyD; polyE)	Star polymer with arms derived from monomers A, B, C, D, and E, respectively
5	<i>star</i> -(polyA- <i>block</i> -polyB- <i>block</i> -polyC)	Star polymer with every arm comprising a tri-block segment derived from comonomers A, B, and C
6	<i>star</i> -poly(propylene oxide)	A star polymer prepared from propylene oxide
7	5- <i>star</i> -poly(propylene oxide)	A 5-arm star polymer prepared from propylene oxide
8	<i>star</i> -(polyacrylonitrile; polypropylene) (M_r 10000: 25000)	A star polymer containing polyacrylonitrile arms of MW 10000 and polypropylene arms of MW 25000

Macromolecular assemblies held together by forces other than covalent bonds are named by inserting the appropriate italicized connective between names of individual components; Table 6 gives examples.

TABLE 6. Examples of Polymer Blends and Nets

No.	Polymer name
1	polyethylene- <i>blend</i> -polypropene
2	poly(methacrylic acid)- <i>blend</i> -poly(ethyl acrylate)
3	<i>net</i> -poly(4-methylstyrene- <i>t</i> -divinylbenzene)
4	<i>net</i> -poly[styrene- <i>alt</i> -(maleic anhydride)]- <i>t</i> -(polyethylene glycol; polypropylene glycol)
5	<i>net</i> -poly(ethyl methacrylate)- <i>sipn</i> -polyethylene
6	[<i>net</i> -poly(butadiene- <i>stat</i> -styrene)]- <i>ipn</i> -[<i>net</i> -poly(4-methylstyrene- <i>t</i> -divinylbenzene)]

Structure-Based Polymer Nomenclature

Regular Single-Strand Polymers

Structure-based nomenclature has been approved by the IUPAC⁴ and is currently being updated; it is used by *Chemical Abstracts*.⁵ Monomer names are not used. To the extent that a polymer chain can be described by a repeating unit in the chain, it can be named “poly(repeating unit)”. For regular single-strand polymers, “repeating unit” is a bivalent group; for regular double-strand (ladder and spiro) polymers, “repeating unit” is usually a tetravalent group.⁹

Since there are usually many possible repeating units in a given chain, it is necessary to select one, called the “constitutional repeating unit” (CRU) to provide a unique and unambiguous name, “poly(CRU)”, where “CRU” is a recitation of the names of successive units as one proceeds through the CRU from left to right. For this purpose, a portion of the main chain structure that includes at least two repeating sequences is written out. These sequences will typically be composed of bivalent subunits such as $-\text{CH}_2-$, $-\text{O}-$, and groups from ring systems, each of which can be named by the usual nomenclature rules.^{6,7}

Where a chain is simply one long sequence comprising repetition of a single subunit, that subunit is itself the CRU, as in “poly(methylene)” or “poly(1,4-phenylene)”. In chains having more than one kind of subunit, a seniority system is used to determine the beginning of the CRU and the direction in which to move along the main chain atoms (following the shortest path in rings) to complete the CRU. Determination of the first, most senior, subunit, is based on a descending order of seniority: (1) heterocyclic rings, (2) hetero atoms, (3) carbocyclic rings, and, lowest, (4) acyclic carbon chains.

Within each of these classes, there is a further order of seniority that follows the usual rules of nomenclature.

Heterocycles: A nitrogen-containing ring system is senior to a ring system not containing nitrogen.^{4,9} Further descending order of seniority is determined by:

- (i) the highest number of rings in the ring system
- (ii) the largest individual ring in the ring system
- (iii) the largest number of hetero atoms
- (iv) the greatest variety of hetero atoms

Hetero atoms: The senior bivalent subunit is the one nearest the top, right-hand corner of the Periodic Table; the order of seniority is: O, S, Se, Te, N, P, As, Sb, Bi, Si, Ge, Sn, Pb, B, Hg.

Carbocycles: Seniority⁴ is determined by:

- (i) the highest number of rings in the ring system
- (ii) the largest individual ring in the ring system
- (iii) degree of ring saturation; an unsaturated ring is senior to a saturated ring of the same size

Carbon chains: Descending order of seniority is determined by:

- (i) chain length (longer is senior to shorter)
- (ii) highest degree of unsaturation
- (iii) number of substituents (higher number is senior to lower number)
- (iv) ascending order of locants
- (v) alphabetical order of names of substituent groups

Among equivalent ring systems, preference is given to the one having lowest locants for the free valences in the subunit, and among otherwise identical ring systems, the one having least hydrogenation is senior. Lowest locants in unsaturated chains are also given preference. Lowest locants for substituents are the final determinant of seniority.

Direction within the repeating unit depends upon the shortest path, which is determined by counting main chain atoms, both cyclic and acyclic, from the most senior subunit to another subunit of the same kind or to a subunit next lower in seniority. When identification and orientation of the CRU have been accomplished, the CRU is named by writing, in sequence, the names of the largest possible subunits within the CRU from left to right. For example, the main chain of the polymer traditionally named “poly(ethylene terephthalate)” has the structure shown in Figure 1.

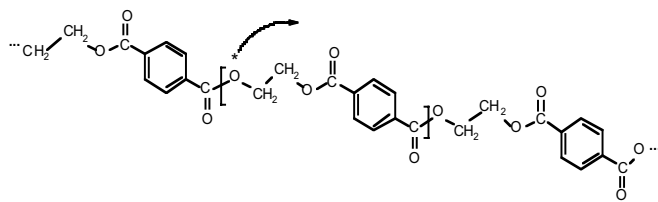


Figure 1. Structure-based name: poly(oxyethyleneoxyterephthaloyl); traditional name: poly(ethylene terephthalate).

The CRU in Figure 1 is enclosed in brackets and read from left to right. It is selected because (1) either backbone oxygen atom qualifies as the “most senior subunit”, (2) the shortest path length from either -O- to the other -O- is via the ethylene subunit. Orientation of the CRU is thus defined by (1) beginning at the -O- marked with an asterisk, and (2) reading in the direction of the arrow. The structure-based name of this polymer is therefore “poly(oxyethyleneoxyterephthaloyl)”, not much longer than the traditional name and much more adaptable to the complexities of substitution. As organic nomenclature evolves, more systematic names may be used for subunits, e.g. “ethane-1,2-diyl” instead of “ethylene”. IUPAC still prefers “ethylene” for the -CH₂-CH₂- unit, however, but also accepts “ethane-1,2-diyl”.

Structure-based nomenclature can also be used when the CRU backbone has no carbon atoms. An example is the polymer traditionally named “poly(dimethylsiloxane)”, which on the basis of structure would be named “poly(oxydimethylsilylene)” or “poly(oxydimethylsilanediy)”. This nomenclature method has also been applied to inorganic and coordination polymers⁸ and to double-strand (ladder and spiro) organic polymers.⁹

Irregular Single-Strand Polymers

Polymers that cannot be described by the repetition of a single CRU or comprise units not all connected identically in a directional sense can also be named on a structure basis.¹⁰ These include copolymers, block and graft polymers, and star polymers. They are given names of the type “poly(A/B/C...)”, where A, B, C, etc. are the names of the component constitutional units, the

number of which are minimized. The constitutional units may include regular or irregular blocks as well as atoms or atomic groupings, and each is named by the method described above or by the rules of organic nomenclature.

The solidus denotes an unspecified arrangement of the units within the main chain.¹⁰ For example, a statistical copolymer derived from styrene and vinyl chloride with the monomeric units joined head-to-tail is named “poly(1-chloroethylene/1-phenylethylene)”. A polymer obtained by 1,4-polymerization and both head-to-head and head-to-tail 1,2-polymerization of 1,3-butadiene would be named “poly(but-1-ene-1,4-diyl/1-vinylethylene/2-vinylethylene)”.¹² In graphic representations of these polymers, shown in Figure 2, the hyphens or dashes at each end of each CRU depiction are shown *completely within* the enclosing parentheses; this indicates that they are not necessarily the terminal bonds of the macromolecule.

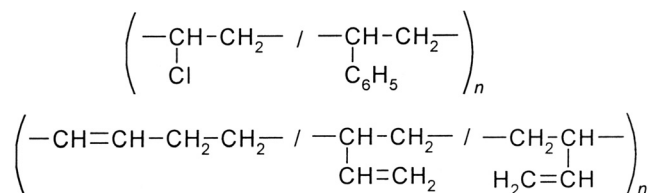


Figure 2. Graphic representations of copolymers.

A long hyphen is used to separate components in names of block polymers, as in “poly(A)—poly(B)—poly(C)”, or “poly(A)—X—poly(B)” in which X is a non-polymeric junction unit, e.g. dimethylsilylene.

In graphic representations of these polymers, the blocks are shown connected when the bonding is known (Figure 3, for example); when the bonding between the blocks is unknown, the blocks are separated by solidi and are shown *completely within* the outer set of enclosing parentheses (Figure 4, for example).^{10,13}

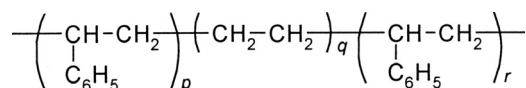


Figure 3. polystyrene—polyethylene—polystyrene.

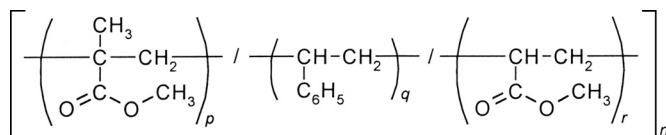


Figure 4. poly[poly(methyl methacrylate)—polystyrene—poly(methyl acrylate)].

Graft polymers are named in the same way as a substituted polymer but without the ending “yl” for the grafted chain; the name of a regular polymer, comprising Z units in which some have grafts of “poly(A)”, is “poly[Z/poly(A)Z]”. Star polymers are treated as a central unit with substituent blocks, as in “tet-rakis(polymethylene)silane”.^{10,13}

Other Nomenclature Articles and Publications

In addition to the *Chemical Abstracts* and IUPAC documents cited above and listed below, other articles on polymer nomenclature are available. A 1999 article lists significant documents on polymer nomenclature published during the last 50 years in books, encyclopedias, and journals by *Chemical Abstracts*,

IUPAC, and individual authors.¹⁴ A comprehensive review of source-based and structure-based nomenclature for all of the major classes of polymers,¹⁵ and a short tutorial on the correct identification, orientation, and naming of most commonly encountered constitutional repeating units were both published in 2000.¹⁶

References and Notes

1. International Union of Pure and Applied Chemistry, *Compendium of Macromolecular Nomenclature*, Blackwell Scientific Publications, Oxford, 1991.
2. International Union of Pure and Applied Chemistry, Stereochemical Definitions and Notations Relating to Polymers (Recommendations 1980), *Pure Appl. Chem.*, **53**, 733-752 (1981).
3. International Union of Pure and Applied Chemistry, Source-Based Nomenclature for Copolymers (Recommendations 1985), *Pure Appl. Chem.*, **57**, 1427-1440 (1985).
4. International Union of Pure and Applied Chemistry, Nomenclature of Regular Single-Strand Organic Polymers (Recommendations 1975), *Pure Appl. Chem.*, **48**, 373-385 (1976).
5. Chemical Abstracts Service, Naming and Indexing of Chemical Substances for Chemical Abstracts, Appendix IV, *Chemical Abstracts 1999 Index Guide*.
6. International Union of Pure and Applied Chemistry, *A Guide to IUPAC Nomenclature of Organic Compounds* (1993), Blackwell Scientific Publications, Oxford, 1993.
7. International Union of Pure and Applied Chemistry, *Nomenclature of Organic Chemistry, Sections A, B, C, D, E, F, and H*, Pergamon Press, Oxford, 1979.
8. International Union of Pure and Applied Chemistry, Nomenclature of Regular Double-Strand and Quasi-Single-Strand Inorganic and Coordination Polymers (Recommendations 1984), *Pure Appl. Chem.*, **57**, 149-168 (1985).
9. International Union of Pure and Applied Chemistry, Nomenclature of Regular Double-Strand (Ladder and Spiro) Organic Polymers (Recommendations 1993), *Pure Appl. Chem.*, **65**, 1561-1580 (1993).
10. International Union of Pure and Applied Chemistry, Structure-Based Nomenclature for Irregular Single-Strand Organic Polymers (Recommendations 1994), *Pure Appl. Chem.*, **66**, 873-889 (1994).
11. International Union of Pure and Applied Chemistry, "Source-Based Nomenclature for Non-Linear Macromolecules and Macromolecular Assemblies (Recommendations 1997)." *Pure Appl. Chem.*, **69**, 2511-2521 (1997).
12. Poly(1,3-butadiene) obtained by polymerization of 1,3-butadiene in the so-called 1,4- mode is frequently drawn incorrectly in publications as $-(\text{CH}_2-\text{CH}=\text{CH}-\text{CH}_2)_n-$; the double bond should be assigned the lowest locant possible, i.e. the structure should be drawn as $-(\text{CH}=\text{CH}-\text{CH}_2-\text{CH}_2)_n-$.
13. International Union of Pure and Applied Chemistry, "Graphic Representations (Chemical Formulae) of Macromolecules (Recommendations 1994)." *Pure Appl. Chem.*, **66**, 2469-2482 (1994).
14. Wilks, E. S. Macromolecular Nomenclature Note No. 17: "Whither Nomenclature?" *Polym. Prepr.* **40**(2), 6-11 (1999); also available at www.chem.umr.edu/~poly/nomenclature.html.
15. Wilks, E. S. "Polymer Nomenclature: The Controversy Between Source-Based and Structure-Based Representations (A Personal Perspective)." *Prog. Polym. Sci.* **25**, 9-100 (2000).
16. Wilks, E. S. Macromolecular Nomenclature Note No. 18: "SRUs: Using the Rules." *Polym. Prepr.* **41**(1), 6a-11a (2000); also available at www.chem.umr.edu/~poly/nomenclature.html; a .pdf format version is also available.

SOLVENTS FOR COMMON POLYMERS

Abbreviations:

HC: hydrocarbons
MEK: methyl ethyl ketone

THF: tetrahydrofuran
DMF: dimethylformamide
DMSO: dimethylsulfoxide

Polyethylene (HDPE)	HC and halogenated HC
Polypropylene (atactic)	HC and halogenated HC
Polybutadiene	HC, THF, ketones
Polystyrene	ethylbenzene, CHCl ₃ , CCl ₄ , THF, MEK
Polyacrylates	aromatic HC, chlorinated HC, THF, esters, ketones
Polymethacrylates	aromatic HC, chlorinated HC, THF, esters, MEK
Polyacrylamide	water
Poly(vinyl ethers)	halogenated HC, MEK, butanol
Poly(vinyl alcohol)	glycols (hot), DMF
Poly(vinyl acetate)	aromatic HC, chlorinated HC, THF, esters, DMF
Poly(vinyl chloride)	THF, DME, DMSO
Poly(vinylidene chloride)	THF (hot), dioxane, DMF
Poly(vinyl fluoride)	DME, DMSO (hot)
Polyacrylonitrile	DME, DMSO
Poly(oxyethylene)	aromatic HC, CHCl ₃ , alcohols, esters, DMF
Poly(2,6-dimethylphenylene oxide)	aromatic HC, halogenated HC
Poly(ethylene terephthalate)	phenol, DMSO (hot)
Polyurethanes (linear)	aromatic HC, THF, DMF
Polyureas	phenol, formic acid
Polysiloxanes	HC, THF, DMF
Poly[bis(2,2,2-trifluoroethoxy)-phosphazene]	THF, ketones, ethyl acetate

GLASS TRANSITION TEMPERATURE FOR SELECTED POLYMERS

Robert B. Fox

Polymer names are based on the IUPAC structure-based nomenclature system described in the table "Naming Organic Polymers". Within each category, names are listed in alphabetical order. Source-based and trivial names are also given (in italics) for the most common polymers. The table does not include polymers for which T_g is not clearly defined because of variability of structure or because of reactions taking place near the glass transition.

All values of T_g cited in this table have been determined by differential scanning calorimetry (DSC) except those values indicated by:

(D) dynamic method
(Dil) dilatometry
(M) mechanical method

Polymer name	Glass transition temperature (T_g /K)
ACYCLIC CARBON CHAINS	
<i>Polyalkadienes</i>	
Poly(alkenylene) <i>Polyalkadiene</i> $-\text{[CH=CHCH}_2\text{CH}_2\text{]}-$	
Poly(<i>cis</i> -1-butenylene)	171
<i>cis</i> -1,3-polybutadiene [PBD]	
Poly(<i>trans</i> -1-butenylene)	215
<i>trans</i> -1,3-polybutadiene [PBD]	
Poly(1-chloro- <i>cis</i> -1-butenylene)	253
<i>cis</i> -1,3-polychloroprene	
Poly(1-chloro- <i>trans</i> -1-butenylene)	233
<i>trans</i> -1,3-polychloroprene	
Poly(1-methyl- <i>cis</i> -1-butenylene)	200
<i>cis</i> -1,3-polyisoprene	
Poly(1-methyl- <i>trans</i> -1-butenylene)	207
<i>trans</i> -1,3-polyisoprene	
Poly(1,4,4-trifluoro-1-butenylene)	238
<i>Polyalkenes</i>	
Poly(alkylethylene) <i>Poly(alkylethylene)</i> $-\text{[RCHCH}_2\text{]}-$	
Poly(1-benzylethylene)	333
Poly(1-butylethylene)	223
Poly(1-cyclohexylethylene) (atactic)	393
Poly(1-cyclohexylethylene) (isotactic)	406 (D)
Poly(1,1-dimethylethylene)	200
<i>Polyisobutylene</i> [PIB]	
Poly(ethylene)	148
Poly(methylene)	155
Poly(1-phenethylethylene)	283
Poly(propylene) (isotactic)	272
Poly(propylene) (syndiotactic)	ca. 265
Poly[1-(2-pyridyl)ethylene]	377
Poly[1-(4-pyridyl)ethylene]	415
Poly(1-vinylethylene)	273
<i>Polyacrylics</i>	
Poly[1-(alkoxycarbonyl)ethylene] <i>Poly(alkyl acrylate)</i> $-\text{[(ROCO)CHCH}_2\text{]}-$	
Poly[1-(benzyloxycarbonyl)ethylene]	279
Poly[1-(butoxycarbonyl)ethylene]	219 (M)
<i>Poly(butyl acrylate)</i> [PBA]	
Poly[1-(<i>sec</i> -butoxycarbonyl)ethylene]	251
Poly[1-(butoxycarbonyl)-1-cyanoethylene]	358
Poly[1-(butylcarbamoylethylene)]	319 (M)
Poly(1-carbamoylethylene)	438
<i>Polyacrylamide</i> [PAM]	
Poly(1-carboxylethylene)	379

Polymer name	Glass transition temperature (T_g /K)
<i>Poly(acrylic acid)</i> [PAA]	
Poly[1-(2-chlorophenoxy)carbonyl]ethylene]	326
Poly[1-(4-chlorophenoxy)carbonyl]ethylene]	331
Poly[1-(4-cyanobenzoyloxy)carbonyl]ethylene]	317
Poly[1-(2-cyanoethoxy)carbonyl]ethylene]	277
Poly[1-(cyanomethoxy)carbonyl]ethylene]	433 Dil
Poly[1-(4-cyanophenoxy)carbonyl]ethylene]	363
Poly[1-(cyclohexyloxy)carbonyl]ethylene]	292
Poly[1-(2,4-dichlorophenoxy)carbonyl]ethylene]	333
Poly[1-(dimethylcarbamoyl]ethylene]	362
Poly[1-(ethoxy)carbonyl]ethylene]	249
<i>Poly(ethyl acrylate)</i> [PEA]	
Poly[1-(ethoxy)carbonyl]-1-fluoroethylene]	316
Poly[1-(2-ethoxy)carbonylphenoxy]carbonyl]ethylene]	303
Poly[1-(3-ethoxy)carbonylphenoxy]carbonyl]ethylene]	297
Poly[1-(4-ethoxy)carbonylphenoxy]carbonyl]ethylene]	310
Poly[1-(2-ethoxyethoxy)carbonyl]ethylene]	223
Poly[1-(3-ethoxypropoxy)carbonyl]ethylene]	218
Poly[1-(isopropoxy)carbonyl]ethylene]	267-270
Poly[1-(methoxy)carbonyl]ethylene]	283
<i>Poly(methyl acrylate)</i> [PMA]	
Poly[1-(2-methoxy)carbonylphenoxy]carbonyl]ethylene]	319
Poly[1-(3-methoxy)carbonylphenoxy]carbonyl]ethylene]	311
Poly[1-(4-methoxy)carbonylphenoxy]carbonyl]ethylene]	340
Poly[1-(2-methoxyethoxy)carbonyl]ethylene]	223
Poly[1-(4-methoxyphenoxy)carbonyl]ethylene]	324
Poly[1-(3-methoxypropoxy)carbonyl]ethylene]	198
Poly[1-(2-naphthyl)oxy]carbonyl]ethylene]	358
Poly[1-(pentachlorophenoxy)carbonyl]ethylene]	420
Poly[1-(phenethoxy)carbonyl]ethylene]	270
Poly[1-(phenoxy)carbonyl]ethylene]	330
Poly[1-(<i>m</i> -tolyl)oxy]carbonyl]ethylene]	298
Poly[1-(<i>o</i> -tolyl)oxy]carbonyl]ethylene]	325
Poly[1-(<i>p</i> -tolyl)oxy]carbonyl]ethylene]	316
Poly[1-(2,2,2-trifluoroethoxy)carbonyl]ethylene]	263
<i>Polymethacrylics</i>	
Poly[1-(alkoxy)carbonyl]-1-methylethylene] <i>Poly(alkyl methacrylate)</i> -[(ROCO)(Me)CCH ₂]-	
Poly[1-(benzyl)oxy]carbonyl]-1-methylethylene]	327
Poly[1-(2-bromoethoxy)carbonyl]-1-methylethylene]	325
Poly[1-(1-butoxy)carbonyl]-1-methylethylene]	293
<i>Poly(butyl methacrylate)</i> [PBMA]	
Poly[1-(<i>sec</i> -butoxy)carbonyl]-1-methylethylene]	333
Poly[1-(<i>tert</i> -butoxy)carbonyl]-1-methylethylene]	391
Poly[1-(2-chloroethoxy)carbonyl]-1-methylethylene]	ca 315
Poly[1-(2-cyanoethoxy)carbonyl]-1-methylethylene]	364
Poly[1-(4-cyanophenoxy)carbonyl]-1-methylethylene]	428
Poly[1-(cyclohexyloxy)carbonyl]-1-methylethylene] (atactic)	356
Poly[1-(cyclohexyloxy)carbonyl]-1-methylethylene] (isotactic)	324
Poly[1-(dimethylaminoethoxy)carbonyl]-1-methylethylene]	292
Poly[1-(ethoxy)carbonyl]-1-ethylethylene]	300
Poly[1-(ethoxy)carbonyl]-1-methylethylene] (atactic) <i>Poly(ethyl methacrylate)</i> [PEMA]	338
Poly[1-(ethoxy)carbonyl]-1-methylethylene] (isotactic)	285
Poly[1-(ethoxy)carbonyl]-1-methylethylene] (syndiotactic)	339
Poly[1-(hexyloxy)carbonyl]-1-methylethylene]	268
Poly[1-(isobutoxy)carbonyl]-1-methylethylene]	326
Poly[1-(isopropoxy)carbonyl]-1-methylethylene]	354
Poly[1-(methoxy)carbonyl]-1-methylethylene] (atactic) <i>Poly(methyl methacrylate)</i> [PMMA]	378
Poly[1-(methoxy)carbonyl]-1-methylethylene] (isotactic)	311
Poly[1-(methoxy)carbonyl]-1-methylethylene] (syndiotactic)	378
Poly[1-(4-methoxy)carbonylphenoxy]-1-methylethylene]	379

Polymer name	Glass transition temperature (T_g /K)
Poly[1-(methoxycarbonyl)-1-phenylethylene] (atactic)	391
Poly[1-(methoxycarbonyl)-1-phenylethylene] (isotactic)	397
Poly[1-methyl-1-(phenethoxycarbonyl)ethylene]	299
Poly[1-methyl-1-(phenoxy carbonyl)ethylene]	383
<i>Polyvinyl ethers, alcohols, and ketones</i>	
Poly(1-alkoxyethylene) <i>Poly(alkyl vinyl ether)</i> –[ROCHCH ₂]–	
Poly(1-hydroxyethylene) <i>Poly(vinyl alcohol)</i> –[HOCHCH ₂]–	
Poly(1-alkanoylethylene) <i>Poly(alkyl vinyl ketone)</i> –[RCOCHCH ₂]–	
Poly(1-butoxyethylene)	218
Poly(1- <i>sec</i> -butoxyethylene)	253
Poly(1- <i>tert</i> -butoxyethylene)	361
Poly[1-(butylthio)ethylene]	253
Poly(1-ethoxyethylene)	230
Poly[1-(4-ethylbenzoyl)ethylene]	325
Poly(1-hydroxyethylene)	358 (D)
<i>Poly(vinyl alcohol)</i> [PVA]	
Poly(hydroxymethylene)	407
Poly(1-isopropoxyethylene)	270
Poly[1-(4-methoxybenzoyl)ethylene]	319 (M)
Poly(1-methoxyethylene)	242
<i>Poly(methyl vinyl ether)</i> [PMVE]	
Poly[1-(methylthio)ethylene]	272
Poly(1-propoxyethylene)	224
Poly[1-(trifluoromethoxy)trifluoroethylene]	268
<i>Polyvinyl halides and nitriles</i>	
Poly(1-haloethylene) <i>Poly(vinyl halide)</i> –[XCHCH ₂]–	
Poly(1-cyanoethylene) <i>Poly(acrylonitrile)</i> –[NCCHCH ₂]–	
Poly(1-chloroethylene)	354
<i>Poly(vinyl chloride)</i> [PVC]	
Poly(chlorotrifluoroethylene)	373
Poly(1-cyanoethylene)	370
<i>Polyacrylonitrile</i> [PAN]	
Poly(1-cyano-1-methylethylene)	393
<i>Polymethacrylonitrile</i>	
Poly(1,1-dichloroethylene)	255
<i>Poly(vinylidene chloride)</i>	
Poly(1,1-difluoroethylene)	ca 233
<i>Poly(vinylidene fluoride)</i>	
Poly(1-fluoroethylene)	314 (M)
<i>Poly(vinyl fluoride)</i>	
Poly(1-hexafluoropropylene)	425
Poly[1-(2-iodoethyl)ethylene]	343
Poly(tetrafluoroethylene)	(160)
Poly[1-(trifluoromethyl)ethylene]	300
<i>Polyvinyl esters</i>	
Poly[1-(alkanoyloxy)ethylene] <i>Poly(vinyl alkanoate)</i> –[RCOOCHCH ₂]–	
Poly(1-acetoxyethylene)	305
<i>Poly(vinyl acetate)</i> [PVAc]	
Poly[1-(benzoyloxy)ethylene]	344
Poly[1-(4-bromobenzoyloxy)ethylene]	365
Poly[1-(2-chlorobenzoyloxy)ethylene]	335
Poly[1-(3-chlorobenzoyloxy)ethylene]	338
Poly[1-(4-chlorobenzoyloxy)ethylene]	357
Poly[1-(cyclohexanoyloxy)ethylene]	349 (M)
Poly[1-(4-ethoxybenzoyloxy)ethylene]	343
Poly[1-(4-ethylbenzoyloxy)ethylene]	326

Polymer name	Glass transition temperature (T_g /K)
Poly[1-(4-isopropylbenzoyloxy)ethylene]	342
Poly[1-(2-methoxybenzoyloxy)ethylene]	338
Poly[1-(3-methoxybenzoyloxy)ethylene]	ca 317
Poly[1-(4-methoxybenzoyloxy)ethylene]	360
Poly[1-(4-methylbenzoyloxy)ethylene]	343
Poly[1-(4-nitrobenzoyloxy)ethylene]	395
Poly[1-(propionoyloxy)ethylene]	283 (M)
<i>Polystyrenes</i>	
Poly(1-phenylethylene) <i>Polystyrene</i> $-\text{[C}_6\text{H}_5\text{CHCH}_2\text{]}-$	
Poly[1-(4-acetylphenyl)ethylene]	389 (M)
Poly[1-(4-benzoylphenyl)ethylene]	371 (M)
Poly[1-(4-bromophenyl)ethylene]	391
Poly[1-(4-butoxyphenyl)ethylene]	ca 320 (M)
Poly[1-(4-butoxycarbonylphenyl)ethylene]	349 (M)
Pol[(1-(4-butylphenyl)ethylene]	279
Poly[1-(4-carboxyphenyl)ethylene]	386 (M)
Poly[1-(2-chlorophenyl)ethylene]	392
Poly[1-(3-chlorophenyl)ethylene]	363
Poly[1-(4-chlorophenyl)ethylene]	383
Poly[1-(2,4-dichlorophenyl)ethylene]	406
Poly[1-(2,5-dichlorophenyl)ethylene]	379
Poly[1-(2,6-dichlorophenyl)ethylene]	440
Poly[1-(3,4-dichlorophenyl)ethylene]	401
Poly[1-(2,4-dimethylphenyl)ethylene]	385
Poly[1-(4-(dimethylamino)phenyl)ethylene]	398 (M)
Poly[1-(4-ethoxyphenyl)ethylene]	ca 359 (M)
Poly[1-(4-ethoxycarbonylphenyl)ethylene]	367 (M)
Poly[1-(4-fluorophenyl)ethylene]	368
Poly[1-(4-iodophenyl)ethylene]	429
Poly[1-(4-methoxyphenyl)ethylene]	386
Poly[1-(4-methoxycarbonylphenyl)ethylene]	386 (M)
Poly(1-methyl-1-phenylethylene)	373
<i>Poly(α-methylstyrene)</i>	
Poly[1-(2-(methylamino)phenyl)ethylene]	462 (M)
Poly(1-phenylethylene)	373
<i>Polystyrene</i> [PS]	
Poly[1-(4-propoxyphenyl)ethylene]	343 (M)
Poly[1-(4-propoxycarbonylphenyl)ethylene]	365 (M)
Poly(1- <i>o</i> -tolylethylene)	409

CHAINS WITH CARBOCYCLIC UNITS

Poly(arylenealkylene) $-\text{[Ar-(CH}_2\text{)}_n\text{]}-$	
Poly[1-(2-bromo-1,4-phenylene)ethylene]	353 (M)
Poly[1-(2-chloro-1,4-phenylene)ethylene]	343 (M)
Poly[1-(2-cyano-1,4-phenylene)ethylene]	363 (M)
Poly[1-(2,5-dimethyl-1,4-phenylene)ethylene]	373 (M)
Poly[1-(2-ethyl-1,4-phenylene)ethylene]	298 (M)
Poly[1-(1,4-naphthylene)ethylene]	433 (M)
Poly[1-(1,4-phenylene)ethylene]	ca 353 (M)

CHAINS WITH HETEROATOM UNITS

Main chain oxide units

Poly(oxyalkylene) <i>Poly(alkylene oxide)</i> $-\text{[O(CH}_2\text{)}_n\text{]}-$	
Poly[oxy(1,1-bis(chloromethyl)trimethylene)]	265
Poly[oxy(1-(bromomethyl)ethylene)]	259
Poly[oxy(1-(butoxymethyl)ethylene)]	194
Poly[oxy(1-butylethylene)]	203
Poly[oxy(1- <i>tert</i> -butylethylene)]	308
Poly[oxy(1-(chloromethyl)ethylene)]	251

Polymer name	Glass transition temperature (T_g /K)
<i>Poly(epichlorohydrin)</i>	
Poly[oxy(2,6-dimethoxy-1,4-phenylene)]	440
Poly[oxy(1,1-dimethylethylene)]	264
Poly[oxy(2,6-dimethyl-1,4-phenylene)]	482
Poly[oxy(2,6-diphenyl-1,4-phenylene)]	493
Poly[oxy(1-ethylethylene)]	203
Poly(oxyethylidene)	243
<i>Polyacetaldehyde</i>	
Poly[oxy(1-(methoxymethyl)ethylene)]	211
Poly[oxy(2-methyl-6-phenyl-1,4-phenylene)]	428
Poly[oxy(1-methyltrimethylene)]	223 (D)
Poly[oxy(2-methyltrimethylene)]	218
Poly(oxy-1,4-phenylene)	358
<i>Poly(phenylene oxide)</i> [PPO]	
Poly[oxy(1-phenylethylene)]	313
Poly(oxytetramethylene)	189
<i>Poly(tetrahydrofuran)</i> [PTMO]	
Poly(oxytrimethylene)	195
<i>Main-chain ester or anhydride units</i>	
Poly(oxyalkyleneoxyalkanediol) <i>Poly(alkylene alkanedioate)</i> --[O(CH ₂) _m OCO(CH ₂) _n CO]--	
Poly(oxyadipoyloxydecamethylene)	217
Poly(oxyadipoyloxy-1,4-phenyleneisopropylidene-1,4-phenylene)	341
Poly(oxycarbonyloxy-1,4-phenylene-isopropylidene-1,4-phenylene)	422
<i>Bisphenol A polycarbonate</i>	
Poly(oxycarbonylpentamethylene)	213
Poly(oxycarbonyl-1,4-phenylenemethylene-1,4-phenylene)	395
Poly(oxycarbonyl-1,4-phenyleneisopropylidene-1,4-phenylene)	333
Poly[oxy(2,6-dimethyl-1,4-phenyleneisopropylidene-3,5-dimethyl-1,4-phenylene)oxysebacoyl]	318
Poly(oxyethylenecarbonyl-1,4-cyclohexylenecarbonyl) (trans)	291
Poly(oxyethyleneoxycarbonyl-1,4-naphthylenecarbonyl)	337
Poly(oxyethyleneoxycarbonyl-1,5-naphthylenecarbonyl)	344
Poly(oxyethyleneoxycarbonyl-2,6-naphthylenecarbonyl)	386
Poly(oxyethyleneoxycarbonyl-2,7-naphthylenecarbonyl)	392
Poly(oxyethyleneoxyterephthaloyl)	342
<i>Poly(ethylene terephthalate)</i> [PET]	
Poly(oxyisophthaloyl)	403 (D)
Poly(oxy(1-oxo-2,2-dimethyltrimethylene))	263
<i>Poly(pivalolactone)</i>	
Poly(oxy-1,4-phenyleneisopropylidene-1,4-phenyleneoxysebacoyl)	280
Poly(oxy-1,4-phenyleneoxy-1,4-phenyleneoxy-carbonyl-1,4-phenylene) [PEEK]	416
Poly(oxypropyleneoxyterephthaloyl)	341
Poly[oxyterephthaloyloxy(2,6-dimethyl-1,4-phenyleneisopropylidene-3,5-dimethyl-1,4-(D)phenylene)]	498
Poly(oxyterephthaloyloxyoctamethylene)	318 (D)
Poly(oxyterephthaloyloxy-1,4-phenyleneisopropylidene-1,4-phenylene)	478
<i>Poly(bisphenol A terephthalate)</i>	
Poly(oxytetramethyleneoxyterephthaloyl)	323
<i>Poly(butylene terephthalate)</i> [PBT]	
<i>Main-chain amide units</i>	
Poly(iminoalkyleneiminoalkanediol) <i>Poly(alkylene alkanediamide)</i> --[NH(CH ₂) _m NHCO(CH ₂) _n CO]--	
Poly(iminoadipoyliminodecamethylene)	313
<i>Nylon 10,6</i>	
Poly(iminoadipoyliminohexamethylene)	ca 323
<i>Nylon 6,6</i>	
Poly(iminoadipoyliminooctamethylene)	318
<i>Nylon 8,6</i>	
Poly(iminoadipoyliminotrimethylene(methylimino)trimethylene]	278
Poly(iminocarbonyl-1,4-cyclohexylenemethylene)	466
Poly(iminocarbonyl-1,4-phenylene(2-oxoethylene)iminohexamethylene]	377
Poly(iminoethylene-1,4-phenyleneethyleneiminosebacoyl)	378 (D)

Polymer name	Glass transition temperature (T_g /K)
Poly(iminohexamethyleneiminoazelaoyl) <i>Nylon 6,9</i>	331
Poly(iminohexamethyleneiminododecanedioyl) <i>Nylon 6, 12</i>	319
Poly(iminohexamethyleneiminopimeloyl) <i>Nylon 6,7</i>	331
Poly(iminohexamethyleneiminosebacoyl) <i>Nylon 6,10</i>	323
Poly(iminohexamethyleneiminosuberoyl) <i>Nylon 6,8</i>	330
Poly(iminoisophthaloylimino-4,4'-biphenylene)	558
Poly(iminoisophthaloyliminohexamethylene)	390
Poly(iminoisophthaloyliminomethylene-1,4-cyclohexylenemethylene)	481
Poly(iminoisophthaloyliminomethylene-1,3-phenylenemethylene)	438 (M)
Poly[iminomethylene(2,5-dimethyl-1,4-phenylene)methyleneiminosuberoyl]	351
Poly(imino-1,5-naphthyleneiminoisophthaloyl)	598
Poly(imino-1,5-naphthyleneiminoterephthaloyl)	578
Poly(iminooctamethyleneiminodecanedioyl) <i>Nylon 8,10</i>	333
Poly(iminooxalyliminohexamethylene) <i>Nylon 6,2</i>	430
Poly[imino(1-oxohexamethylene)] <i>Nylon 6</i>	326
Poly[imino(1-oxodecamethylene)] <i>Nylon 10</i>	315
Poly[imino(1-oxoheptamethylene)] <i>Nylon 7</i>	325
Poly[imino(1-oxo-3-methyltrimethylene)]	369
Poly[imino(1-oxononamethylene)] <i>Nylon 9</i>	319
Poly[imino(1-oxooctamethylene)] <i>Nylon 8</i>	323
Poly[imino(1-oxotrimethylene)] <i>Nylon 3</i>	384
Poly(iminopentamethyleneiminoadipoyl) <i>Nylon 5,6</i>	318
Poly[iminopentamethyleneiminocarbonyl-1,4-phenylene(2-oxoethylene)]	376
Poly(imino-1,3-phenyleneiminoisophthaloyl)	553 (M)
Poly(imino-1,4-phenyleneiminoterephthaloyl)	618
Poly(iminopimeloyliminoheptamethylene) <i>Nylon 7,7</i>	328
Poly(iminoterephthaloylimino-4,4'-biphenylene)	613
Poly(iminotetramethyleneiminoadipoyl) <i>Nylon 4,6</i>	316
Poly[iminotetramethyleneiminocarbonyl-1,4-phenylene(2-oxoethylene)]	357
Poly(iminotrimethyleneiminoadipoyliminotrimethylene)	307
Poly[iminotrimethyleneiminocarbonyl-1,4-phenylene(2-oxoethylene)]	382
Poly(oxy-1,4-phenyleneiminoterephthaloyl-imino-1,4-phenylene)	613
Poly(sulfonylimino-1,4-phenyleneiminoadipoylimino-1,4-phenylene)	467
<i>Main-chain urethane units</i>	
Poly(oxyalkyleneoxycarbonyliminoalkyleneiminocarbonyl)-[O(CH ₂) _m OCONH(CH ₂) _n NHCO]-	
Poly(oxyethyleneoxycarbonyliminohexamethyleneiminocarbonyl)	329
Poly[oxyethyleneoxycarbonylimino(6-methyl-1,3-phenylene)iminocarbonyl]	325
Poly(oxyethyleneoxycarbonylimino-1,4-phenylenemethylene-1,4-phenyleneiminocarbonyl)	412
Poly(oxyhexamethyleneoxycarbonyliminohexamethyleneiminocarbonyl)	332
Poly[oxyhexamethyleneoxycarbonylimino(6-methyl-1,3-phenylene)iminocarbonyl]	305
Poly(oxyhexamethyleneoxycarbonylimino-1,4-phenylenemethylene-1,4-phenyleneiminocarbonyl)	364
Poly(oxyoctamethyleneoxycarbonyliminohexamethyleneiminocarbonyl)	331
Poly[oxyoctamethyleneoxycarbonylimino(6-methyl-1,3-phenylene)iminocarbonyl]	337
Poly(oxyoctamethyleneoxycarbonylimino-1,4-phenylenemethylene-1,4-phenyleneiminocarbonyl)	352

Polymer name	Glass transition temperature (T_g /K)
Poly(oxytetramethyleneoxycarbonyliminohexamethyleneiminocarbonyl)	332
Poly[oxytetramethyleneoxycarbonylimino(6-methyl-1,3-phenylene)iminocarbonyl]	315
Poly(oxytetramethyleneoxycarbonylimino-1,4-phenylenemethylene-1,4-phenyleneiminocarbonyl)	382
<i>Main-chain siloxanes</i>	
Poly[oxy(dialkylsilylene)] <i>Poly(dialkylsiloxane)</i> –[O(R ₂ Si)–	
Poly[oxy(dimethylsilylene)]	148
<i>Poly(dimethylsiloxane)</i> [PDMS]	
Poly[oxy(dimethylsilylene)oxy-1,4-phenylene]	363 (M)
Poly[oxy(dimethylsilylene)oxy-1,4-phenyleneisopropylidene-1,4-phenylene]	318 (M)
Poly[oxy(diphenylsilylene)]	238
<i>Poly(diphenylsiloxane)</i>	
Poly[oxy(diphenylsilylene)-1,3-phenylene]	ca 331
Poly[oxy((methyl)phenylsilylene)]	187
Poly[oxy((methyl)-3,3,3-trifluoropropylsilylene)]	<193
<i>Main-chain sulfur-containing units</i>	
Poly(dithioethylene)	223
Poly(dithiomethylene-1,4-phenylenemethylene)	296
Poly(oxy-4,4'-biphenylene-1,4-phenylenesulfonyl-1,4-phenylene)	503 (M)
Poly(oxycarbonyloxy-1,4-phenylenethio-1,4-phenylene)	ca 383
Poly(oxyethylenedithioethylene)	220 (M)
Poly[oxy(2-hydroxytrimethylene)oxy-1,4-phenylenesulfonyl-1,4-phenylene]	428
Poly(oxymethyleneoxyethylenedithioethylene)	214
Poly(oxy-1,4-phenylenesulfonyl-1,4-phenyleneoxy-1,4-phenylenecarbonyl-1,4-phenylene)	478 (M)
Poly(oxy-1,4-phenylenesulfonyl-1,4-phenyleneoxy-1,4-phenyleneisopropylidene-1,4-phenylene)	438 (M)
Poly(oxy-1,4-phenylenesulfonyl-1,4-phenylene)	487
Poly(oxy-1,4-phenylenesulfonyl-4,4'-biphenylenesulfonyl-1,4-phenylene)	533
Poly[oxy-1,4-phenylenesulfonyl-1,4-phenyleneoxy(2,6-dimethyl-1,4-phenylene)isopropylidene(3,5-dimethyl-1,4-phenylene)]	508 (M)
Poly(oxy-1,4-phenylenesulfonyl-1,4-phenyleneoxy-1,4-phenylenecarbonyl-1,4-phenylene)	478 (M)
Poly[oxy-1,4-phenylenesulfonyl-1,4-phenyleneoxy-1,4-phenylene(hexafluoroisopropylidene)1,4-phenylene]	478 (M)
Poly(oxy-1,4-phenylenesulfonyl-1,4-phenyleneoxy-1,4-phenyleneisopropylidene-1,4-phenylene)	449
Poly(oxy-1,4-phenylenesulfonyl-1,4-phenyleneoxy-1,4-phenylenemethylene-1,4-phenylene)	453 (M)
Poly(oxy-1,4-phenylenesulfonyl-1,4-phenyleneoxy-1,4-phenylenethio-1,4-phenylene)	448 (M)
Poly(oxy-1,4-phenylenesulfonyl-1,4-phenyleneoxyterephthaloyl)	522
Poly(oxytetramethylenedithiotetramethylene)	197
Poly(sulfonyl-1,2-cyclohexylene)	401
Poly(sulfonyl-1,3-cyclohexylene)	381
Poly(sulfonyl-1,4-phenylenemethylene-1,4-phenylene)	497
Poly(thio-1,3-cyclohexylene)	221
Poly[thio(difluoromethylene)]	155
Poly(thioethylene)	223
Poly[thio(1-ethylethylene)]	218
Poly[thio(1-methyl-3-oxotrimethylene)]	285
Poly[thio(1-methyltrimethylene)]	214
Pol[thio(1-oxohexamethylene)]	292
Poly(thio-1,4-phenylene)	370
Poly(thiopropylene)	226
<i>Main-chain heterocyclic units</i>	
Poly(1,3-dioxo-4,6-cyclohexylenemethylene)	378
<i>Poly(vinyl formal)</i>	
Poly[(2,6-dioxopiperidine-1,4-diyl)trimethylene]	363
Poly[(2-methyl-1,3-dioxo-4,6-cyclohexylene)methylene]	355
<i>Poly(vinyl acetal)</i>	
Poly(1,4-piperazinediylcarbonyloxyethyleneoxycarbonyl)	333
Poly(1,4-piperazinediylisophthaloyl)	465 (M)
Poly[(2-propyl-1,3-dioxo-4,6-cyclohexylene)methylene]	322
<i>Poly(vinyl butyral)</i>	
Poly(3,6-pyridazinediyl-1,4-phenyleneisopropylidene-1,4-phenyleneoxy)	453 (M)
Poly(2,5-pyridinediylcarbonyliminohexamethyleneiminocarbonyl)	322

DIELECTRIC CONSTANT OF SELECTED POLYMERS

This table lists typical values of the dielectric constant (more properly called relative permittivity) of some important polymers. Values are given for frequencies of 1 kHz, 1 MHz, and 1 GHz; in most cases the dielectric constant at frequencies below 1 kHz does not differ significantly from the value at 1 kHz. Since the dielectric constant of a polymeric material can vary with density, degree of crystallinity, and other details of a particular sample, the values given here should be regarded only as typical or average values.

References

1. Gray, D. E., Ed., *American Institute of Physics Handbook, Third Edition*, p. 5-132, McGraw Hill, New York, 1972.
2. Anderson, H. L., Ed., *A Physicist's Desk Reference*, American Institute of Physics, New York, 1989.
3. Brandrup, J., and Immergut, E. H., *Polymer Handbook, Third Edition*, John Wiley & Sons, New York, 1989.

Name	$t/^\circ\text{C}$	1 kHz	1 MHz	1 GHz
Polyacrylonitrile	25	5.5	4.2	
Polyamides (nylons)	25	3.50	3.14	2.8
	84	11	4.4	2.8
Polybutadiene	25	2.5		
Polycarbonate	23	2.92	2.8	
Polychloroprene (neoprene)	25	6.6	6.3	4.2
Polychlorotrifluoroethylene	23	2.65	2.46	2.39
Polyethylene	23	2.3		
Poly(ethylene terephthalate) (Mylar)	23	3.25	3.0	2.8
Polyisoprene (natural rubber)	27	2.6	2.5	2.4
Poly(methyl methacrylate)	27	3.12	2.76	2.6
	80	3.80	2.7	2.6
Polyoxymethylene (polyformaldehyde)	25	3.8		
Poly(phenylene oxide)	23	2.59	2.59	
Polypropylene	25	2.3	2.3	2.3
Polystyrene	25	2.6	2.6	2.6
Polysulfones	25	3.13	2.10	
Polytetrafluoroethylene (teflon)	25	2.1	2.1	2.1
Poly(vinyl acetate)	50		3.5	
	150		8.3	
Poly(vinyl chloride)	25	3.39	2.9	2.8
	100	5.3	3.3	2.7
Poly(vinylidene chloride)	23	4.6	3.2	2.7
Poly(vinylidene fluoride)	23	12.2	8.9	4.7

PRESSURE-VOLUME-TEMPERATURE RELATIONSHIP FOR POLYMER MELTS

Christian Wohlfarth

Numerous theoretical equations of state for polymer liquids have been developed. These, at the minimum, have to provide accurate fitting functions to experimental data. However, for the purpose of this table, the empirical Tait equation along with a polynomial expression for the zero pressure isobar is used. This equation is able to represent the experimental data for the melt state within the limits of experimental errors, i.e., the maximum deviations between measured and calculated specific volumes are about 0.001-0.002 cm³/g.

The general form of the Tait equation is:

$$V(P,T) = V(0,T)\{1 - C \ln[1 + P/B(T)]\} \quad (1)$$

where the coefficient C is usually taken to be a universal constant equal to 0.0894. T is the absolute temperature in K and P the pressure in MPa. The volume V is the specific volume in cm³/g. The Tait parameter $B(T)$ has the very simple meaning that it is inversely proportional to the compressibility κ at constant temperature and zero pressure:

$$\kappa(0,T) = -[1/V(0,T)](dV/dP) = C/B(T) \quad (2)$$

The $B(T)$ function is usually given by:

$$B(T) = B_0 \exp[-B_1(T-273.15)] \quad (3)$$

but, sometimes a polynomial expression is used:

$$B(T) = b_0 + b_1(T-273.15) + b_2(T-273.15)^2 \quad (4)$$

The zero-pressure isobar $V(0,T)$ is usually given by:

$$V(0,T) = A_0 + A_1(T-273.15) + A_2(T-273.15)^2 \quad (5)$$

where A_0, A_1, A_2 are specific constants for a given polymer (the expression $T-273.15$ is used because fitting to the zero-pressure isobar is usually done in terms of Celsius temperature). Other forms for $V(0,T)$ are also found in the literature, such as

$$V(0,T) = A_3 \exp[A_4(T-273.15)] \quad (6)$$

or

$$V(0,T) = A_5 \exp(A_6 T^{1.5}) \quad (7)$$

where A_3 and A_4 or A_5 and A_6 are again specific constants for a given polymer.

The Tait equation is particularly useful to calculate derivative quantities, such as the isothermal compressibility and the thermal expansivity coefficients. The isothermal compressibility $\kappa(P,T)$ is derived from equation (1) as:

$$\kappa(P,T) = -(1/V)(dV/dP) = 1/\{[P + B(T)][1/C - \ln(1 + P/B(T))]\} \quad (8)$$

and the thermal expansivity $\alpha(P,T)$ as:

$$\alpha(P,T) = (1/V)(dV/dT) = \alpha(0,T) - PB_1\kappa(P,T) \quad (9)$$

where $\alpha(0,T)$ represents the thermal expansivity at zero (atmospheric) pressure and is calculated from any suitable fit for the zero-pressure volume, such as equations (5) through (7) above.

Because polymer melt PVT-behavior depends only slightly on polymer molar mass above the oligomeric region, usually no information is given in the original literature for the average molar mass of the polymers.

Table 1 summarizes the polymers or copolymers considered here and the experimental ranges of pressure and temperature over which data are available. In Table 2 the Tait-equation functions, with parameters obtained from the fit, are given for 90 polymer or copolymer melts.

References

1. Zoller, P., *J. Appl. Polym. Sci.*, 23, 1051-1056, 1979.
2. Starkweather, H. W., Jones, G. A., and Zoller, P., *J. Polym. Sci., Pt. B Polym. Phys.*, 26, 257-266, 1988.
3. Fakhreddine, Y. A., and Zoller, P., *J. Polym. Sci., Pt. B Polym. Phys.*, 29, 1141-1146, 1991.
4. Rodgers, P. A., *J. Appl. Polym. Sci.*, 48, 1061-1080, 1993.
5. Rodgers, P. A., *J. Appl. Polym. Sci.*, 48, 2075-2083, 1993.
6. Yi, Y. X., and Zoller, P., *J. Polym. Sci., Pt. B Polym. Phys.*, 31, 779-788, 1993.
7. Callaghan, T. A., and Paul, D. R., *Macromolecules*, 26, 2439-2450, 1993.
8. Wang, Y. Z., Hsieh, K. H., Chen, L. W., and Tseng, H. C., *J. Appl. Polym. Sci.*, 53, 1191-1201, 1994.
9. Privalko, V. P., Arbutova, A. P., Korskanov, V. V., and Zagdanskaya, N. E., *Polym. Intern.*, 35, 161-169, 1994.
10. Sachdev, V. K., Yashi, U., and Jain, R. K., *J. Polym. Sci., Pt. B Polym. Phys.*, 36, 841-850, 1998.

TABLE 1. Names of the Polymers, Abbreviation Used, and Range of Experimental Data Applied in the Determination of the Equation Constants

Polymer	Symbol	T/K	P/MPa	Ref.
Ethylene/propylene copolymer (50 wt%)	EP50	413-523	0.1-63	4
Ethylene/vinyl acetate copolymer				
18 wt% vinyl acetate	EVA18	385-491	0.1-177	4
25 wt% vinyl acetate	EVA25	367-506	0.1-177	4
28 wt% vinyl acetate	EVA28	367-508	0.1-177	4
40 wt% vinyl acetate	EVA40	348-508	0.1-177	4
Polyamide-6	PA6	509-569	0.1-196	4
Polyamide-11	PA11	478-542	0.1-200	5
Polyamide-66	PA66	519-571	0.1-196	4
<i>cis</i> -1,4-Polybutadiene	cPBD	277-328	0.1-284	4
Polybutadiene, 8% 1,2-content	PBD-8	298-473	0.1-200	6
Polybutadiene, 24% 1,2-content	PBD-24	298-473	0.1-200	6
Polybutadiene, 40% 1,2-content	PBD-40	298-473	0.1-200	6
Polybutadiene, 50% 1,2-content	PBD-50	298-473	0.1-200	6
Polybutadiene, 87% 1,2-content	PBD-87	298-473	0.1-200	6
Poly(1-butene), isotactic	iPB	406-519	0.1-196	4
Poly(butyl methacrylate)	PnBMA	307-473	0.1-200	4
Poly(butylene terephthalate)	PBT	508-576	0.1-200	3
Poly(ϵ -caprolactone)	PCL	373-421	0.1-200	4
Polycarbonate-bisphenol-A	PC	424-613	0.1-177	4
Polycarbonate-bisphenol-chloral	BCPC	428-557	0.1-200	4
Polycarbonate-hexafluorobisphenol-A	HFPC	432-553	0.1-200	4
Polycarbonate-tetramethylbisphenol-A	TMPC	491-563	0.1-160	4
Poly(cyclohexyl methacrylate)	PcHMA	396-471	0.1-200	4
Poly(2,5-dimethylphenylene oxide)	PPO	473-593	0.1-177	4
Poly(dimethyl siloxane)	PDMS	298-343	0.1-100	4
Poly(dimethyl siloxane) $M_n = 1000$	PDMS-10	304-420	0.1-250	10
Poly(dimethyl siloxane) $M_n = 4000$	PDMS-40	298-418	0.1-250	10
Poly(dimethyl siloxane) $M_n = 6000$	PDMS-60	291-423	0.1-250	10
Poly(epichlorohydrin)	PECH	333-413	0.1-200	4
Poly(ether ether ketone)	PEEK	619-671	0.1-200	4
Poly(ethyl acrylate)	PEA	310-490	0.1-196	4
Poly(ethyl methacrylate)	PEMA	386-434	0.1-196	4
Polyethylene, high density	HDPE	413-476	0.1-196	4
Polyethylene, linear	LPE	415-473	0.1-200	4
Polyethylene, linear, high MW	HMLPE	410-473	0.1-200	4
Polyethylene, branched	BPE	398-471	0.1-200	4
Polyethylene, low density	LDPE	394-448	0.1-196	4
Polyethylene, low density, type A	LDPE-A	385-498	0.1-196	1
Polyethylene, low density, type B	LDPE-B	385-498	0.1-196	1
Polyethylene, low density, type C	LDPE-C	385-498	0.1-196	1
Poly(ethylene oxide)	PEO	361-497	0.1- 68	4
Poly(ethylene terephthalate)	PET	547-615	0.1-196	4
Poly(4-hexylstyrene)	P4HS	303-403	30-100	4
Polyisobutylene	PIB	326-383	0.1-100	4
Polyisoprene, 8% 3,4-content	PI-8	298-473	0.1-200	6
Polyisoprene, 14% 3,4-content	PI-14	298-473	0.1-200	6
Polyisoprene, 41% 3,4-content	PI-41	298-473	0.1-200	6
Polyisoprene, 56% 3,4-content	PI-56	298-473	0.1-200	6
Poly(methyl acrylate)	PMA	310-493	0.1-196	4
Poly(methyl methacrylate)	PMMA	387-432	0.1-200	4
Poly(4-methyl-1-pentene)	P4MP	514-592	0.1-196	4
Poly(α -methylstyrene)	P α MS	473-533	0.1-170	7
Poly(<i>o</i> -methylstyrene)	P <i>o</i> MS	412-471	0.1-180	4
Polyoxymethylene	POM	463-493	0.1-196	2
Phenoxy ^a	PH	341-573	0.1-177	4
Polysulfone ^b	PSF	475-644	0.1-196	4
Polyarylate ^c	PAr	450-583	0.1-177	4
Polypropylene, atactic	aPP	353-393	0.1-100	4

Polymer	Symbol	T/K	P/MPa	Ref.
Polypropylene, isotactic	iPP	443-570	0.1-196	4
Polystyrene	PS	388-469	0.1-200	4
Poly(tetrafluoroethylene)	PTFE	603-645	0.1- 39	4
Poly(tetrahydrofuran)	PTHF	335-439	0.1- 78	4
Poly(vinyl acetate)	PVAc	308-373	0.1- 80	4
Poly(vinyl chloride)	PVC	373-423	0.1-200	4
Poly(vinyl methyl ether)	PVME	303-471	0.1-200	4
Poly(vinylidene fluoride)	PVdF	451-521	0.1-200	5
Styrene/acrylonitrile copolymer				
2.7 wt% acrylonitrile	SAN3	378-539	0.1-200	4
5.7 wt% acrylonitrile	SAN6	370-540	0.1-200	4
15.3 wt% acrylonitrile	SAN15	405-531	0.1-200	4
18.0 wt% acrylonitrile	SAN18	377-528	0.1-200	4
40 wt% acrylonitrile	SAN40	373-543	0.1-200	4
70 wt% acrylonitrile	SAN70	373-544	0.1-200	4
Styrene/butadiene copolymer				
10 wt% styrene	SBR10	393-533	0.1-196	8
23.5 wt% styrene	SBR23	393-533	0.1-196	8
60 wt% styrene	SBR60	393-533	0.1-196	8
85 wt% styrene	SBR85	393-533	0.1-196	8
Styrene/methyl methacrylate copolymer				
20 wt% methyl methacrylate	SMMA20	383-543	0.1-200	4
60 wt% methyl methacrylate	SMMA60	383-543	0.1-200	4
N-Vinylcarbazole/4-ethylstyrene copolymer				
50 mol% ethylstyrene	VCES50	393-443	30-100	9
N-Vinylcarbazole/4-hexylstyrene copolymer				
80 mol% hexylstyrene	VCHS80	313-423	30-100	9
67 mol% hexylstyrene	VCHS67	333-423	30-100	9
60 mol% hexylstyrene	VCHS60	383-453	30-100	9
50 mol% hexylstyrene	VCHS50	373-443	30-100	9
40 mol% hexylstyrene	VCHS40	423-493	30-100	9
33 mol% hexylstyrene	VCHS33	463-523	30-100	9
20 mol% hexylstyrene	VCHS20	473-523	30-100	9
N-Vinylcarbazole/4-octylstyrene copolymer				
50 mol% octylstyrene	VCOS50	403-453	30-100	9
N-Vinylcarbazole/4-pentylstyrene copolymer				
50 mol% pentylstyrene	VCPS50	383-443	30-100	9

^a Phenoxy = Poly(oxy-2-hydroxytrimethyleneoxy-1,4-phenyleneisopropylidene-1,4-phenylene)

^b Polysulfone = Poly(oxy-1,4-phenylenesulfonyl-1,4-phenyleneoxy-1,4-phenyleneisopropylidene-1,4-phenylene)

^c Polyarylate = Poly(oxyterephthaloyl/isophthaloyl T/I=50/50)oxy-1,4-phenyleneisopropylidene-1,4-phenylene

TABLE 2. Tait Equation Parameter Functions for Polymer Melts

Polymer	$V(0,T)/\text{cm}^3\text{g}^{-1}$	$B(T)/\text{MPa}$
EP50	$1.2291 + 5.799 \cdot 10^{-5}(T-273.15) + 1.964 \cdot 10^{-6}(T-273.15)^2$	$487.0 \exp[-8.103 \cdot 10^{-3}(T-273.15)]$
EVA18	$1.02391 \exp(2.173 \cdot 10^{-5}T^{1.5})$	$188.2 \exp[-4.537 \cdot 10^{-3}(T-273.15)]$
EVA25	$1.00416 \exp(2.244 \cdot 10^{-5}T^{1.5})$	$184.4 \exp[-4.734 \cdot 10^{-3}(T-273.15)]$
EVA28	$1.00832 \exp(2.241 \cdot 10^{-5}T^{1.5})$	$183.5 \exp[-4.457 \cdot 10^{-3}(T-273.15)]$
EVA40	$1.06332 \exp(2.288 \cdot 10^{-5}T^{1.5})$	$205.1 \exp[-4.989 \cdot 10^{-3}(T-273.15)]$
PA6	$0.7597 \exp[4.701 \cdot 10^{-4}(T-273.15)]$	$376.7 \exp[-4.660 \cdot 10^{-3}(T-273.15)]$
PA11	$0.9581 \exp[6.664 \cdot 10^{-4}(T-273.15)]$	$254.7 \exp[-4.178 \cdot 10^{-3}(T-273.15)]$
PA66	$0.7657 \exp[6.600 \cdot 10^{-4}(T-273.15)]$	$316.4 \exp[-5.040 \cdot 10^{-3}(T-273.15)]$
cPBD	$1.0970 \exp[6.600 \cdot 10^{-4}(T-273.15)]$	$177.7 \exp[-3.593 \cdot 10^{-3}(T-273.15)]$
PBD-8	$1.1004 + 6.718 \cdot 10^{-4}(T-273.15) + 6.584 \cdot 10^{-7}(T-273.15)^2$	$200.0 \exp[-4.606 \cdot 10^{-3}(T-273.15)]$
PBD-24	$1.1049 + 6.489 \cdot 10^{-4}(T-273.15) + 7.099 \cdot 10^{-7}(T-273.15)^2$	$193.0 \exp[-4.519 \cdot 10^{-3}(T-273.15)]$
PBD-40	$1.1013 + 6.593 \cdot 10^{-4}(T-273.15) + 5.776 \cdot 10^{-7}(T-273.15)^2$	$188.0 \exp[-4.437 \cdot 10^{-3}(T-273.15)]$
PBD-50	$1.1037 + 5.955 \cdot 10^{-4}(T-273.15) + 7.789 \cdot 10^{-7}(T-273.15)^2$	$183.0 \exp[-4.425 \cdot 10^{-3}(T-273.15)]$
PBD-87	$1.1094 + 6.729 \cdot 10^{-4}(T-273.15) + 4.470 \cdot 10^{-7}(T-273.15)^2$	$175.0 \exp[-4.538 \cdot 10^{-3}(T-273.15)]$
iPB	$1.1417 \exp[6.751 \cdot 10^{-4}(T-273.15)]$	$167.5 \exp[-4.533 \cdot 10^{-3}(T-273.15)]$
PnBMA	$0.9341 + 5.5254 \cdot 10^{-4}(T-273.15) + 6.5803 \cdot 10^{-6}(T-273.15)^2 + 1.5691 \cdot 10^{-10}(T-273.15)^3$	$226.7 \exp[-5.344 \cdot 10^{-3}(T-273.15)]$
PBT	$0.9640 - 1.017 \cdot 10^{-3}(T-273.15) + 3.065 \cdot 10^{-6}(T-273.15)^2$	$263.0 \exp[-3.444 \cdot 10^{-3}(T-273.15)]$
PCL	$0.9049 \exp[6.392 \cdot 10^{-4}(T-273.15)]$	$189.0 \exp[-3.931 \cdot 10^{-3}(T-273.15)]$
PC	$0.73565 \exp(1.859 \cdot 10^{-5}T^{1.5})$	$310.0 \exp[-4.078 \cdot 10^{-3}(T-273.15)]$
BCPC	$0.6737 + 3.634 \cdot 10^{-4}(T-273.15) + 2.370 \cdot 10^{-7}(T-273.15)^2$	$363.4 \exp[-4.921 \cdot 10^{-3}(T-273.15)]$
HFPC	$0.6111 + 4.898 \cdot 10^{-4}(T-273.15) + 1.730 \cdot 10^{-7}(T-273.15)^2$	$236.6 \exp[-5.156 \cdot 10^{-3}(T-273.15)]$
TMPC	$0.8497 + 5.073 \cdot 10^{-4}(T-273.15) + 3.832 \cdot 10^{-7}(T-273.15)^2$	$231.4 \exp[-4.242 \cdot 10^{-3}(T-273.15)]$
PcHMA	$0.8793 + 4.0504 \cdot 10^{-4}(T-273.15) + 7.774 \cdot 10^{-7}(T-273.15)^2 - 7.7534 \cdot 10^{-10}(T-273.15)^3$	$295.2 \exp[-5.220 \cdot 10^{-3}(T-273.15)]$
PPO	$0.78075 \exp(2.151 \cdot 10^{-5}T^{1.5})$	$227.8 \exp[-4.290 \cdot 10^{-3}(T-273.15)]$
PDMS	$1.0079 \exp[9.121 \cdot 10^{-4}(T-273.15)]$	$89.4 \exp[-5.701 \cdot 10^{-3}(T-273.15)]$
PDMS-10	$0.8343 + 5.991 \cdot 10^{-4}(T-273.15) + 5.734 \cdot 10^{-7}(T-273.15)^2$	$542.63 \exp[-6.69 \cdot 10^{-3}(T-273.15)]$
PDMS-40	$0.8018 + 7.072 \cdot 10^{-4}(T-273.15) + 3.635 \cdot 10^{-7}(T-273.15)^2$	$482.73 \exp[-6.09 \cdot 10^{-3}(T-273.15)]$
PDMS-60	$0.8146 + 5.578 \cdot 10^{-4}(T-273.15) + 5.774 \cdot 10^{-7}(T-273.15)^2$	$482.73 \exp[-6.09 \cdot 10^{-3}(T-273.15)]$
PECH	$0.7216 \exp[5.825 \cdot 10^{-4}(T-273.15)]$	$238.3 \exp[-4.171 \cdot 10^{-3}(T-273.15)]$
PEEK	$0.7158 \exp[6.690 \cdot 10^{-4}(T-273.15)]$	$388.0 \exp[-4.124 \cdot 10^{-3}(T-273.15)]$
PEA	$0.8756 \exp[7.241 \cdot 10^{-4}(T-273.15)]$	$193.2 \exp[-4.839 \cdot 10^{-3}(T-273.15)]$
PEMA	$0.8614 \exp[7.468 \cdot 10^{-4}(T-273.15)]$	$260.9 \exp[-5.356 \cdot 10^{-3}(T-273.15)]$
HDPE	$1.1595 + 8.0394 \cdot 10^{-4}(T-273.15)$	$179.9 \exp[-4.739 \cdot 10^{-3}(T-273.15)]$
LPE	$0.9172 \exp[7.806 \cdot 10^{-4}(T-273.15)]$	$176.7 \exp[-4.661 \cdot 10^{-3}(T-273.15)]$
HMLPE	$0.8992 \exp[8.502 \cdot 10^{-4}(T-273.15)]$	$168.3 \exp[-4.292 \cdot 10^{-3}(T-273.15)]$
BPE	$0.9399 \exp[7.341 \cdot 10^{-4}(T-273.15)]$	$177.1 \exp[-4.699 \cdot 10^{-3}(T-273.15)]$
LDPE	$1.1944 + 2.841 \cdot 10^{-4}(T-273.15) + 1.872 \cdot 10^{-6}(T-273.15)^2$	$202.2 \exp[-5.243 \cdot 10^{-3}(T-273.15)]$
LDPE-A	$1.1484 \exp[6.950 \cdot 10^{-4}(T-273.15)]$	$192.9 \exp[-4.701 \cdot 10^{-3}(T-273.15)]$
LDPE-B	$1.1524 \exp[6.700 \cdot 10^{-4}(T-273.15)]$	$196.6 \exp[-4.601 \cdot 10^{-3}(T-273.15)]$
LDPE-C	$1.1516 \exp[6.730 \cdot 10^{-4}(T-273.15)]$	$186.7 \exp[-4.391 \cdot 10^{-3}(T-273.15)]$
PEO	$0.8766 \exp[7.087 \cdot 10^{-4}(T-273.15)]$	$207.7 \exp[-3.947 \cdot 10^{-3}(T-273.15)]$
PET	$0.6883 + 5.90 \cdot 10^{-4}(T-273.15)$	$369.7 \exp[-4.150 \cdot 10^{-3}(T-273.15)]$
P4HS	$0.8251 + 6.77 \cdot 10^{-4}T$	$103.1 \exp[-2.417 \cdot 10^{-3}(T-273.15)]$
PIB	$1.0750 \exp[5.651 \cdot 10^{-4}(T-273.15)]$	$200.3 \exp[-4.329 \cdot 10^{-3}(T-273.15)]$
PI-8	$1.1030 + 6.488 \cdot 10^{-4}(T-273.15) + 5.125 \cdot 10^{-7}(T-273.15)^2$	$188.0 \exp[-4.541 \cdot 10^{-3}(T-273.15)]$
PI-14	$1.0943 + 6.293 \cdot 10^{-4}(T-273.15) + 6.231 \cdot 10^{-7}(T-273.15)^2$	$202.0 \exp[-4.653 \cdot 10^{-3}(T-273.15)]$
PI-41	$1.0951 + 6.188 \cdot 10^{-4}(T-273.15) + 6.629 \cdot 10^{-7}(T-273.15)^2$	$199.0 \exp[-4.622 \cdot 10^{-3}(T-273.15)]$
PI-56	$1.0957 + 6.655 \cdot 10^{-4}(T-273.15) + 5.661 \cdot 10^{-7}(T-273.15)^2$	$200.0 \exp[-4.644 \cdot 10^{-3}(T-273.15)]$
PMA	$0.8365 \exp[6.795 \cdot 10^{-4}(T-273.15)]$	$235.8 \exp[-4.493 \cdot 10^{-3}(T-273.15)]$
PMMA	$0.8254 + 2.8383 \cdot 10^{-4}(T-273.15) + 7.792 \cdot 10^{-7}(T-273.15)^2$	$287.5 \exp[-4.146 \cdot 10^{-3}(T-273.15)]$
P4MP	$1.4075 - 9.095 \cdot 10^{-4}(T-273.15) + 3.497 \cdot 10^{-6}(T-273.15)^2$	$37.67 + 0.2134(T-273.15) - 7.0445 \cdot 10^{-4}(T-273.15)^2$
PαMS	$0.89365 + 3.4864 \cdot 10^{-4}(T-273.15) + 5.0184 \cdot 10^{-7}(T-273.15)^2$	$297.7 \exp[-4.074 \cdot 10^{-3}(T-273.15)]$
PoMS	$0.9396 \exp[5.306 \cdot 10^{-4}(T-273.15)]$	$261.9 \exp[-4.114 \cdot 10^{-3}(T-273.15)]$
POM	$0.7484 \exp[6.770 \cdot 10^{-4}(T-273.15)]$	$305.6 \exp[-4.326 \cdot 10^{-3}(T-273.15)]$
PH	$0.76644 \exp(1.921 \cdot 10^{-5}T^{1.5})$	$359.9 \exp[-4.378 \cdot 10^{-3}(T-273.15)]$
PSF	$0.7644 + 3.419 \cdot 10^{-4}(T-273.15) + 3.126 \cdot 10^{-7}(T-273.15)^2$	$365.9 \exp[-3.757 \cdot 10^{-3}(T-273.15)]$
PAr	$0.73381 \exp(1.626 \cdot 10^{-5}T^{1.5})$	$296.9 \exp[-3.375 \cdot 10^{-3}(T-273.15)]$
aPP	$1.1841 - 1.091 \cdot 10^{-4}(T-273.15) + 5.286 \cdot 10^{-6}(T-273.15)^2$	$162.1 \exp[-6.604 \cdot 10^{-3}(T-273.15)]$
iPP	$1.1606 \exp[6.700 \cdot 10^{-4}(T-273.15)]$	$149.1 \exp[-4.177 \cdot 10^{-3}(T-273.15)]$

Polymer	$V(0,T)/\text{cm}^3\text{g}^{-1}$	$B(T)/\text{MPa}$
PS	$0.9287 \exp[5.131 \cdot 10^{-4}(T-273.15)]$	$216.9 \exp[-3.319 \cdot 10^{-3}(T-273.15)]$
PTFE	$0.3200 + 9.5862 \cdot 10^{-4}(T-273.15)$	$425.2 \exp[-9.380 \cdot 10^{-3}(T-273.15)]$
PTHF	$1.0043 \exp[6.691 \cdot 10^{-4}(T-273.15)]$	$178.6 \exp[-4.223 \cdot 10^{-3}(T-273.15)]$
PVAc	$0.82496 + 5.820 \cdot 10^{-4}(T-273.15) + 2.940 \cdot 10^{-7}(T-273.15)^2$	$204.9 \exp[-4.346 \cdot 10^{-3}(T-273.15)]$
PVC	$0.7196 + 5.581 \cdot 10^{-5}(T-273.15) + 1.468 \cdot 10^{-6}(T-273.15)^2$	$294.2 \exp[-5.321 \cdot 10^{-3}(T-273.15)]$
PVME	$0.9585 \exp[6.653 \cdot 10^{-4}(T-273.15)]$	$215.8 \exp[-4.588 \cdot 10^{-3}(T-273.15)]$
PVdF	$0.5790 \exp[8.051 \cdot 10^{-4}(T-273.15)]$	$244.0 \exp[-5.210 \cdot 10^{-3}(T-273.15)]$
SAN3	$0.9233 + 3.936 \cdot 10^{-4}(T-273.15) + 5.685 \cdot 10^{-7}(T-273.15)^2$	$239.8 \exp[-4.376 \cdot 10^{-3}(T-273.15)]$
SAN6	$0.9211 + 4.370 \cdot 10^{-4}(T-273.15) + 5.846 \cdot 10^{-7}(T-273.15)^2$	$226.9 \exp[-4.286 \cdot 10^{-3}(T-273.15)]$
SAN15	$0.9044 + 4.207 \cdot 10^{-4}(T-273.15) + 4.077 \cdot 10^{-7}(T-273.15)^2$	$238.4 \exp[-3.943 \cdot 10^{-3}(T-273.15)]$
SAN18	$0.9016 + 4.036 \cdot 10^{-4}(T-273.15) + 4.206 \cdot 10^{-7}(T-273.15)^2$	$240.4 \exp[-3.858 \cdot 10^{-3}(T-273.15)]$
SAN40	$0.8871 + 3.406 \cdot 10^{-4}(T-273.15) + 4.938 \cdot 10^{-7}(T-273.15)^2$	$289.3 \exp[-4.431 \cdot 10^{-3}(T-273.15)]$
SAN70	$0.8528 + 3.616 \cdot 10^{-4}(T-273.15) + 2.634 \cdot 10^{-7}(T-273.15)^2$	$335.4 \exp[-3.923 \cdot 10^{-3}(T-273.15)]$
SBR10	$0.9053 \exp(2.437 \cdot 10^{-5}T^{1.5})$	$530.3 \exp[-3.99 \cdot 10^{-3}(T-273.15)]$
SBR23	$0.8986 \exp(2.317 \cdot 10^{-5}T^{1.5})$	$551.6 \exp[-4.17 \cdot 10^{-3}(T-273.15)]$
SBR60	$0.8812 \exp(2.031 \cdot 10^{-5}T^{1.5})$	$486.0 \exp[-4.34 \cdot 10^{-3}(T-273.15)]$
SBR85	$0.8704 \exp(1.846 \cdot 10^{-5}T^{1.5})$	$356.7 \exp[-4.24 \cdot 10^{-3}(T-273.15)]$
SMMA20	$0.9063 + 3.570 \cdot 10^{-4}(T-273.15) + 6.532 \cdot 10^{-7}(T-273.15)^2$	$232.0 \exp[-4.143 \cdot 10^{-3}(T-273.15)]$
SMMA60	$0.8610 + 3.350 \cdot 10^{-4}(T-273.15) + 6.980 \cdot 10^{-7}(T-273.15)^2$	$261.0 \exp[-4.611 \cdot 10^{-3}(T-273.15)]$
VCES50	$0.6676 + 6.63 \cdot 10^{-4}T$	$5281.7 \exp[-9.264 \cdot 10^{-3}(T-273.15)]$
VCHS80	$0.7753 + 6.17 \cdot 10^{-4}T$	$247.6 \exp[-2.604 \cdot 10^{-3}(T-273.15)]$
VCHS67	$0.8028 + 6.50 \cdot 10^{-4}T$	$581.7 \exp[-4.553 \cdot 10^{-3}(T-273.15)]$
VCHS60	$0.8213 + 6.23 \cdot 10^{-4}T$	$229.1 \exp[-2.133 \cdot 10^{-3}(T-273.15)]$
VCHS50	$0.7827 + 5.05 \cdot 10^{-4}T$	$136.0 \exp[-1.083 \cdot 10^{-3}(T-273.15)]$
VCHS40	$0.7805 + 4.92 \cdot 10^{-4}T$	$155.0 \exp[-1.605 \cdot 10^{-3}(T-273.15)]$
VCHS33	$0.7710 + 4.86 \cdot 10^{-4}T$	$460.4 \exp[-3.453 \cdot 10^{-3}(T-273.15)]$
VCHS20	$0.6416 + 5.42 \cdot 10^{-4}T$	$489.8 \exp[-3.193 \cdot 10^{-3}(T-273.15)]$
VCOS50	$0.7081 + 7.40 \cdot 10^{-4}T$	$666.5 \exp[-4.503 \cdot 10^{-3}(T-273.15)]$
VCPS50	$0.7814 + 4.36 \cdot 10^{-4}T$	$880.1 \exp[-4.393 \cdot 10^{-3}(T-273.15)]$

UPPER CRITICAL (UCST) AND LOWER CRITICAL (LCST) SOLUTION TEMPERATURES OF BINARY POLYMER SOLUTIONS

Christian Wohlfarth

Liquid-liquid demixing in solutions of polymers in low molar mass solvents is not a rare phenomenon. Demixing depends on concentration, temperature, pressure, molar mass and molar mass distribution function of the polymer, chain branching and end groups of the polymer, the chemical nature of the solvent, isotope substitution in solvents or polymers, chemical composition of copolymers and its distributions, and other variables. Phase diagrams of polymer solutions can therefore show a quite complicated behavior when they have to be considered in detail (see Ref. 1a).

Polymer solutions can undergo demixing when cooling a homogeneous solution as well as when heating such a solution. The corresponding cloud-point curves show a maximum (UCST behavior) or a minimum (LCST behavior). For common polymer solutions, the LCST region is at higher temperatures (in many cases near the critical temperature of the solvent) than the UCST region. The temperature range between both extrema provides the essential information where the one-phase region of a polymer solution can be found. In the case of monodisperse polymers the extrema are equal to the critical points. However, in the case of polydisperse polymers with distribution functions, these extrema are threshold temperatures whereas the critical point shifts to higher concentrations on the shoulder of the cloud-point curve. Usually, the critical concentration is much more strongly influenced than the critical temperature. Thus, the table below does not distinguish between threshold and critical temperatures.

UCST and LCST values depend somewhat on pressure. LCST values in the table are usually given at the vapor pressure of the solvent at this temperature. UCST values are measured in most cases at normal pressure; data at higher pressures are neglected here. The interested reader can find such information, for example, in Refs. 76, 84, 104, 157, 165, 177, 185-187, or 192.

However, UCST and LCST values of a given polymer/solvent pair depend strongly on the molar mass of the polymer. In the case of monodisperse polymers, this dependency can be described in good approximation by the so-called Shultz-Flory plot (see Refs. 6 and 8):

$$\frac{1}{T_{\text{crit}}} = \frac{1}{\theta} \left[1 + \text{const.} \left(\frac{1}{\sqrt{r}} - \frac{1}{2r} \right) \right] \quad (1)$$

where r denotes the number of segments of a polymer (being proportional to the degree of polymerization or to the molar mass or molar volume of the polymer). Extrapolation to $r \rightarrow \infty$, i.e., to infinite molar mass, leads to the value of the θ -temperature. This θ -temperature is the highest temperature for UCST behavior or the lowest temperature for LCST behavior and a given polymer/solvent pair. In the case of polydisperse polymers, the segment number in equation (1) is to be replaced by its weight average, r_w (related to M_w). The constant in equation (1) reflects further thermodynamic properties of the given polymer/solvent pair, but should not depend on molar mass. A detailed discussion can be found in Ref. 1b.

The printed table in the *Handbook* provides only one data line for a given polymer/solvent pair and does not show the molar mass dependence of UCST or LCST data. The entire table with all data at different molar masses for many of the systems is given in the electronic version, however. Nevertheless, the necessary molar mass information for a system is always provided in the table by the corresponding number average, M_n , mass average, M_w , or viscosity average, M_η , values of the polymer as given in the original sources.

Polymer	$M_n/\text{g mol}^{-1}$	$M_w/\text{g mol}^{-1}$	$M_\eta/\text{g mol}^{-1}$	Solvent	UCST/K	LCST/K	Ref
Acrylonitrile/butadiene copolymer (18% Acrylonitrile)			840000	Ethyl acetate		427	220
(26% Acrylonitrile)			1000000	Ethyl acetate		412	220
Butadiene/ α -methylstyrene copolymer (10% α -Methylstyrene)			100000	Ethyl acetate	387	393	220
Carbon monoxide/ethylene copolymer (1:1, alternating)		1000000		1,1,1,3,3,3-Hexafluoro-2-propanol		453	159
Cellulose diacetate			120000	Benzyl alcohol	372		86
	59900	75500		2-Butanone	279.7	471.5	111
	59300			2-Propanone	216.2	438.2	42
Cellulose diacetate/styrene graft copolymer (77.4 wt% grafted polystyrene)		750000		<i>N,N</i> -Dimethylformamide	262	399	106
		750000		Tetrahydrofuran		363	106
Cellulose nitrate (13.3 wt% N)			unknown	2-Propanone	328	182	148

Polymer	$M_n/g\ mol^{-1}$	$M_w/g\ mol^{-1}$	$M_\eta/g\ mol^{-1}$	Solvent	UCST/K	LCST/K	Ref
Cellulose triacetate			20000	Benzyl alcohol	322		86
		100500		2-Propanone	290.0	472.0	42
Cellulose tricaprylate	infinite			<i>N,N</i> -Dimethylformamide	413		5
	infinite			3-Phenyl-1-propanol	321		5
Decamethyltetrasiloxane	310.69			Tetradecafluorohexane	332.59		195
<i>N,N</i> -Dimethylacrylamide/2-butoxyethyl acrylate copolymer (50 wt% 2-butoxyethyl acrylate)				Water		<273.2	164
<i>N,N</i> -Dimethylacrylamide/butyl acrylate copolymer (15 wt% Butyl acrylate) (20 wt% Butyl acrylate) (30 wt% Butyl acrylate) (35 wt% Butyl acrylate)				Water		346.2	164
				Water		323.2	164
				Water		294.2	164
				Water		281.2	164
<i>N,N</i> -Dimethylacrylamide/2-ethoxyethyl acrylate copolymer (50 wt% 2-Ethoxyethyl acrylate) (75 wt% 2-Ethoxyethyl acrylate)				Water		319.2	164
				Water		285.2	164
<i>N,N</i> -Dimethylacrylamide/ethyl acrylate copolymer (25 wt% Ethyl acrylate) (30 wt% Ethyl acrylate) (50 wt% Ethyl acrylate) (55 wt% Ethyl acrylate)				Water		347.2	164
				Water		334.2	164
				Water		287.2	164
				Water		<273.2	164
<i>N,N</i> -Dimethylacrylamide/2-methoxyethyl acrylate copolymer (38 mol% 2-Methoxyethyl acrylate) (45 mol% 2-Methoxyethyl acrylate) (55 mol% 2-Methoxyethyl acrylate) (68 mol% 2-Methoxyethyl acrylate) (82 mol% 2-Methoxyethyl acrylate) (92 mol% 2-Methoxyethyl acrylate)				Water		353	184
				Water		333	184
				Water		315	184
				Water		305	184
				Water		288	184
				Water		283	184
<i>N,N</i> -Dimethylacrylamide/methyl acrylate copolymer (30 wt% Methyl acrylate) (40 wt% Methyl acrylate) (50 wt% Methyl acrylate) (55 wt% Methyl acrylate) (60 wt% Methyl acrylate) (70 wt% Methyl acrylate)				Water		371.2	164
				Water		338.2	164
				Water		314.2	164
				Water		294.2	164
				Water		279.2	164
				Water		<273.2	164
<i>N,N</i> -Dimethylacrylamide/propyl acrylate copolymer (20 wt% Propyl acrylate) (30 wt% Propyl acrylate) (40 wt% Propyl acrylate) (50 wt% Propyl acrylate)				Water		353.2	164
				Water		337.2	164
				Water		294.2	164
				Water		281.2	164
Dimethylsiloxane/methylphenylsiloxane copolymer (15 wt% methylphenylsiloxane)	9100	41200		Anisole	291.45		198

Polymer	$M_n/g\ mol^{-1}$	$M_w/g\ mol^{-1}$	$M_v/g\ mol^{-1}$	Solvent	UCST/K	LCST/K	Ref
Ethylene/propylene copolymer (33 mol% ethylene)	9100	41200		2-Propanone	282.45		198
			145000	Cyclohexane		534	101
			145000	Cyclopentane		490	101
			145000	2,2-Dimethylbutane		428	101
			145000	2,3-Dimethylbutane		452	101
			145000	3,4-Dimethylhexane		541	101
			145000	2,2-Dimethylpentane		472	101
			145000	2,3-Dimethylpentane		500	101
			145000	2,4-Dimethylpentane		464	101
			145000	3-Ethylpentane		511	101
			145000	Heptane		502	101
			145000	Hexane		455	101
			145000	2-Methylbutane		396	101
			145000	Methylcyclohexane		558	101
			145000	Methylcyclopentane		512	101
			145000	2-Methylhexane		486	101
			145000	Nonane		558	101
			145000	Octane		528	101
			145000	Pentane		409	101
			145000	2,2,4,4-Tetramethylpentane		539	101
		145000	2,2,3-Trimethylbutane		500	101	
		145000	2,2,4-Trimethylpentane		503	101	
Ethylene/propylene copolymer (43 mol% ethylene)	70000	140000		Hexane		436	127
	70000	140000		2-Methylpentane		474	127
	70000	140000		Pentane		441	127
Ethylene/propylene copolymer (53 mol% ethylene)			154000	2,2-Dimethylbutane		407	101
			154000	2,3-Dimethylbutane		437	101
			154000	2,2-Dimethylpentane		453	101
			154000	2,3-Dimethylpentane		488	101
			154000	2,4-Dimethylpentane		445	101
			154000	3-Ethylpentane		500	101
			154000	Heptane		493	101
			154000	Hexane		443	101
			154000	Pentane		395	101
			154000	2,2,3-Trimethylbutane		488	101
			154000	2,3,4-Trimethylhexane		565	101
			154000	2,2,4-Trimethylpentane		484	101
	Ethylene/propylene copolymer (63 mol% ethylene)			236000	Cyclohexane		526
			236000	Cyclopentane		481	101
			236000	2,3-Dimethylbutane		429	101
			236000	3,4-Dimethylhexane		530	101
			236000	2,2-Dimethylpentane		444	101
			236000	2,3-Dimethylpentane		482	101
			236000	2,4-Dimethylpentane		434	101

Polymer	M_n /g mol ⁻¹	M_w /g mol ⁻¹	M_w /g mol ⁻¹	Solvent	UCST/K	LCST/K	Ref
			236000	3-Ethylpentane		492	101
			236000	Heptane		485	101
			236000	Hexane		436	101
			236000	2-Methylbutane		348	101
			236000	Methylcyclopentane		498	101
			236000	Nonane		547	101
			236000	Octane		512	101
			236000	Pentane		387	101
			236000	2,2,4,4-Tetramethylpentane		528	101
			236000	2,2,3-Trimethylbutane		479	101
			236000	2,2,4-Trimethylpentane		479	101
Ethylene/propylene copolymer (75 mol% ethylene)			109000	2,2-Dimethylpentane		431	101
			109000	2,4-Dimethylpentane		425	101
			109000	Heptane		475	101
			109000	Hexane		427	101
			109000	Nonane		542	101
			109000	Octane		509	101
			109000	Pentane		378	101
			109000	2,2,4,4-Tetramethylpentane		523	101
			109000	2,2,4-Trimethylpentane		469	101
Ethylene/propylene copolymer (81 mol% ethylene)			195000	Cyclohexane		522	101
			195000	Cyclopentane		474	101
			195000	2,2-Dimethylbutane		381	101
			195000	2,3-Dimethylbutane		413	101
			195000	2,4-Dimethylhexane		478	101
			195000	2,5-Dimethylhexane		466	101
			195000	3,4-Dimethylhexane		522	101
			195000	2,2-Dimethylpentane		425	101
			195000	2,3-Dimethylpentane		471	101
			195000	2,4-Dimethylpentane		420	101
			195000	3-Ethylpentane		478	101
			195000	Heptane		468	101
			195000	Hexane		425	101
			195000	2-Methylbutane		327	101
			195000	Methylcyclohexane		541	101
			195000	Methylcyclopentane		493	101
			195000	2-Methylhexane		453	101
			195000	3-Methylhexane		459	101
			195000	Nonane		540	101
			195000	Octane		506	101
			195000	Pentane		370	101
			195000	2,2,4,4-Tetramethylpentane		519	101
			195000	2,2,3-Trimethylbutane		461	101
			195000	2,2,4-Trimethylpentane		460	101
Ethylene/vinyl acetate copolymer (2.3 wt% Vinyl acetate)	52000	465000		Diphenyl ether	404.2		143
(4.0 wt% Vinyl acetate)	47000	280000		Diphenyl ether	392.5		143

Polymer	M_n /g mol ⁻¹	M_w /g mol ⁻¹	M_w /g mol ⁻¹	Solvent	UCST/K	LCST/K	Ref
(7.1 wt% Vinyl acetate)	34000	460000		Diphenyl ether	378.2		143
(9.5 wt% Vinyl acetate)	53000	350000		Diphenyl ether	367.3		143
(9.7 wt% Vinyl acetate)	55000	490000		Diphenyl ether	370.8		143
(12.1 wt% Vinyl acetate)	66000	300000		Diphenyl ether	360.4		143
(42.6 mol% Vinyl acetate)	14800	41500		Methyl acetate	307.0		130
Ethylene/vinyl alcohol copolymer							
(87.2 mol% Vinyl alcohol)			infinite	Water	463.55	285.65	44
(88.9 mol% Vinyl alcohol)			infinite	Water	449.15	290.75	44
(91.0 mol% Vinyl alcohol)			infinite	Water	428.45	302.95	44
(94.1 mol% Vinyl alcohol)			infinite	Water	389.25	324.45	44
Ethylene oxide/propylene oxide copolymer							
(20.0 mol% Ethylene oxide)	3400			Water		303	211
(27.0 mol% Ethylene oxide)	3000			Water		309	210
(30.0 mol% Ethylene oxide)	5400			Water		313	211
(38.5 mol% Ethylene oxide)	5000			Water		309	210
(50.0 mol% Ethylene oxide)	3900			Water		323	211
(58.8 mol% Ethylene oxide)	3000			Water		326.65	210
(72.4 mol% Ethylene oxide)		36000		Water		333	153
(79.5 mol% Ethylene oxide)		30800		Water		345	153
(86.6 mol% Ethylene oxide)		30100		Water		355.5	153
Gutta Percha							
			194000	Propyl acetate	318.95		7
Hydroxypropylcellulose							
		75000		Water		318.45	43
		300000		Water		331.25	43
<i>N</i> -Isopropylacrylamide/acrylamide copolymer							
(15 mol% Acrylamide)		3100000		Water		315.15	172
(30 mol% Acrylamide)		4500000		Water		326.15	172
(45 mol% Acrylamide)		3900000		Water		347.15	172
<i>N</i> -Isopropylacrylamide/1-deoxy-1-methacrylamido- <i>D</i> -glucitol							
(12.9 mol% Glucitol)	78000	170000		Water		311.3	218
(13.7 mol% Glucitol)	51600	110000		Water		314.9	218
(14.0 mol% Glucitol)	145000	432000		Water		307.5	218
<i>N</i> -Isopropylacrylamide/ <i>N</i> -isopropylmethacrylamide copolymer							
(10.56 mol% <i>N</i> -Isopropylmethacrylamide)	55300	177000		Water		307.15	212
(30.00 mol% <i>N</i> -Isopropylmethacrylamide)	28800	92000		Water		309.75	212
(39.99 mol% <i>N</i> -Isopropylmethacrylamide)	23100	74000		Water		311.05	212
(59.89 mol% <i>N</i> -Isopropylmethacrylamide)	23100	74000		Water		314.65	212
(79.81 mol% <i>N</i> -Isopropylmethacrylamide)	16600	53000		Water		317.35	212
(89.99 mol% <i>N</i> -Isopropylmethacrylamide)	14700	47000		Water		318.75	212
Methylcellulose (about 30 mol% methyl substitution)							
			70000	Water		324.75	47
Methylcellulose/hydroxypropylcellulose copolymer (25 mol% methyl, 8 mol% hydroxypropyl substitution)							
			80000	Water		340.15	63
Natural rubber							
		300000		Pentane		403	10
			74500	2-Pentanone	274.45		7

Polymer	M_n /g mol ⁻¹	M_w /g mol ⁻¹	M_w /g mol ⁻¹	Solvent	UCST/K	LCST/K	Ref
Phenol-formaldehyde resin (acetylated)				2-Ethoxyethanol	378.2		200
Poly(acrylic acid)		120000		Tetrahydrofuran		268.3	189
Poly[bis(2,3-dimethoxypropanoxy)phosphazene]	1070000	1500000		Water		317.15	183
Poly[bis(2-(2'-methoxyethoxy)ethoxy)phosphazene]	667000	1000000		Water		338.15	183
Poly[bis(2,3-bis(2-methoxyethoxy)propanoxy)phosphazene]	714000	1000000		Water		311.15	183
Poly[bis(2,3-bis(2-(2'-methoxyethoxy)ethoxy)propanoxy)phosphazene]	1420000	1700000		Water		322.65	183
Poly[bis(2,3-bis(2-(2'-(2"-dimethoxyethoxy)ethoxy)ethoxy)propanoxy)phosphazene]	857000	1200000		Water		334.65	183
Poly(1-butene) (atactic)				Anisole	359.4		11
				Toluene	356.2		28
Poly(1-butene) (isotactic)				Anisole	362.3		11
			530000	Cyclopentane		498	102
			530000	2,2-Dimethylbutane		444	102
			530000	2,5-Dimethylhexane		519	102
			530000	3,4-Dimethylhexane		559	102
			530000	2,3-Dimethylpentane		517	102
			530000	2,4-Dimethylpentane		480	102
			530000	3-Ethylpentane		523	102
			530000	Heptane		509	102
			infinite	Hexane		464	102
			530000	2-Methylbutane		416	102
			infinite	Nonane		564	102
			530000	Octane		540	102
			infinite	Pentane		421	102
			530000	2,2,3-Trimethylbutane		507	102
Poly(butyl methacrylate)				1-Butanol	287.15		132
	278000	470000		Decane	357.25		132
	278000	470000		Ethanol	315.25		132
	278000	470000		Heptane	342.55		132
	278000	470000		Octane	345.80		132
	278000	470000		1-Pentanol	286.30		132
	278000	470000		2-Propanol	294.90		132
	278000	470000		2,2,4-Trimethylpentane	347.50		132
Poly(2-chlorostyrene)				Benzene		298	40
Poly(4-chlorostyrene)				Benzene	274.0		22
				2-(Butoxyethoxy)ethanol		323.25	46
				Butyl acetate		502.4	22
				<i>tert</i> -Butyl acetate		338.55	46

Polymer	M_n /g mol ⁻¹	M_w /g mol ⁻¹	M_w /g mol ⁻¹	Solvent	UCST/K	LCST/K	Ref
	infinite			Chlorobenzene	128.8		22
	infinite			2-(Ethoxyethoxy)ethanol		300.95	46
	infinite			Ethyl acetate		613.2	22
	infinite			Ethylbenzene	283.2		22
	infinite			Ethylbenzene	258.45		46
	infinite			Ethyl chloroacetate	271.35		46
	infinite			Isopropyl acetate		348.65	46
	infinite			Isopropylbenzene	332.15		46
	infinite			Isopropyl chloroacetate	264.95		46
	infinite			Methyl chloroacetate	337.75		46
	infinite			Propyl acetate		908.7	22
	infinite			Tetrachloroethene	317.55		46
	infinite			Tetrachloromethane	323.85		46
	infinite			Toluene	236.8		22
Poly(decyl methacrylate)							
	390000	468000		1-Butanol	304.85		113
	390000	468000		1-Pentanol	278.40		113
	220000	252000		2-Propanol	346.85		132
Polydimethylsiloxane (cyclic)							
	9810	10300		2,2-Dimethylpropane		433	133
	9810	10300		Tetramethylsilane		448	133, 171
Polydimethylsiloxane							
			626000	Butane		392.95	53
	infinite			Decane		603	30
	14750	16370		2,2-Dimethylpropane		428	133
	infinite			Dodecane		643	30
			626000	Ethane		259.65	53
			100000	Ethoxybenzene	341.99		108
	infinite			Heptane		528	30
	infinite			Hexadecane		708	30
	infinite			Hexane		493	30
	infinite			Octane		553	30
	infinite			Pentane		453	30
			203000	Propane		340.15	53
	14750	16370		Tetramethylsilane		443	133, 171
Poly(ethyl acrylate)							
			48000	1-Butanol	310.05		27
			48000	Ethanol	301.15		27
			380000	Methanol	287.25		27
			48000	1-Propanol	305.15		27
Polyethylene (branched)							
	8400	32000		Diphenyl ether	384.7		95, 98
	24000	123000		Diphenyl ether	396.7		95, 98
	65000	425000		Diphenyl ether	415.3		95, 98
Polyethylene (linear)							
			20000	Anisole	368.15		24
			20000	Benzyl acetate	459.65		24
			20000	Benzyl phenyl ether	437.15		24
			20000	Benzyl propionate	436.15		24
			50900	Biphenyl	383.55		25
			61100	Butyl acetate	448	497	70

Polymer	M_n /g mol ⁻¹	M_w /g mol ⁻¹	M_w /g mol ⁻¹	Solvent	UCST/K	LCST/K	Ref	
Poly(ethylene glycol)	36700	49300	20000	4- <i>tert</i> -Butylphenol	466.15		24	
			134000	Cyclohexane		518	101	
			20000	Cyclohexanone	389.65		24	
			134000	Cyclopentane		472	101	
				Decane		563.75	91	
				20000	1-Decanol	400.15		24
				20000	Dibenzyl ether	448.65		24
				134000	3,4-Dimethylhexane		515	101
				134000	2,2-Dimethylpentane		399	101
				134000	2,3-Dimethylpentane		463	101
				134000	2,4-Dimethylpentane		395	101
				12000	150000		Diphenyl ether	416.2
				97200	Diphenylmethane	400.25		25
		60400	82600		Dodecane		610.85	91
			218000		1-Dodecanol	405.15		141
				134000	3-Ethylpentane		471	101
		36700	49300		Heptane		464.70	91
				20000	1-Heptanol	440.15		24
		36700	49300		Hexane		414.65	91
		7900	92000		1-Hexanol	458.15		154
				20000	2-Methoxynaphthalene	427.65		24
				20000	3-Methylbutyl acetate	407.15		24
				134000	Methylcyclohexane		537	101
				134000	Methylcyclopentane		488	101
		60400	82600		Nonane		531.90	91
				20000	1-Nonanol	431.15		24
				20000	4-Nonylphenol	410.15		24
		36700	49300		Octane		502.40	91
		7900	92000		1-Octanol	426.65		154
				20000	4-Octylphenol	424.65		24
				134000	Pentane		353	101
				20000	1-Pentanol	445.15		24
				175000	Pentyl acetate	421	528	70
				20000	4- <i>tert</i> -Pentylphenol	443.65		24
				20000	Phenetole	366.65		24
				134000	2,2,4,4-Tetramethylpentane		513	101
	60400	82600		Tridecane		639.30	91	
			134000	2,2,3-Trimethylbutane		444	101	
			134000	2,3,4-Trimethylhexane		545	101	
			134000	2,2,4-Trimethylpentane		495	101	
	97700	135900		Undecane		583.95	91	
Poly(ethylene glycol)			8000	<i>tert</i> -Butyl acetate	321.2	464.2	83	
			21200	<i>tert</i> -Butyl acetate	353.2	431.2	83	
	6100	6200		Water		404.79	185	
	10457	11615		Water		394.33	205	
	40800	151000		Water		378.25	205	
	Poly(ethylene oxide)-b-poly[bis(methoxyethoxyethoxy)-phosphazene] block copolymer (about 67 mol% Ethylene oxide)	22000	31500		Water		338	222

Polymer	M_n /g mol ⁻¹	M_w /g mol ⁻¹	M_w /g mol ⁻¹	Solvent	UCST/K	LCST/K	Ref
Poly(ethylene oxide)-b-poly(propylene oxide)-b-poly(ethylene oxide) triblock copolymer (about 30 mol% Ethylene oxide)		4400		Water		286.65	209
Polyethylethylene	48000	52000		Diphenyl ether	411.2		95, 98
Poly(<i>p</i> -hexylstyrene)	infinite			2-Butanone	302.6		135
Poly(2-hydroxyethyl methacrylate)			77400	1-Butanol	337.25		35
			233600	2-Butanol	287		35
			233600	2-Metyl-1-propanol	342		35
			77400	1,2,3-Propanetriol	345		35
			77400	1-Propanol	311		35
Polyisobutylene	infinite			Anisole	377		3
			72000	Benzene		540.5	39
			703000	Butane		264.75	53
	infinite			Cycloheptane		572	34
			1500000	Cyclohexane		412	10
	infinite			Cyclooctane		637	34
			1500000	Cyclopentane		344	10
	infinite			Decane		535	34
			1500000	2,2-Dimethylbutane		376	10
			1500000	2,3-Dimethylbutane		404	10
	infinite			2,2-Dimethylhexane		454	34
	infinite			2,4-Dimethylhexane		458	34
	infinite			2,5-Dimethylhexane		446	34
	infinite			3,4-Dimethylhexane		497	34
	infinite			2,2-Dimethylpentane		404	34
	infinite			2,3-Dimethylpentane		451	34
	infinite			2,4-Dimethylpentane		403	34
	infinite			3,3-Dimethylpentane		451	34
	infinite			Diphenyl ether	306		3
	infinite			Decane		585	30
	infinite			Dodecane		582	34
	infinite			Ethylbenzene	249		3
	infinite			Ethylcyclopentane		524	34
	infinite			Ethyl heptanoate	306		3
	infinite			Ethyl hexanoate	330		3
	infinite			3-Ethylpentane		458	34
	infinite			Heptane		442	34
			72000	Hexane		428.5	39
			6030	2-Methylbutane		357.85	53
	infinite			Methylcyclohexane		526	34
	infinite			Methylcyclopentane		478	34
	infinite			2-Methylheptane		466	34
	infinite			3-Methylheptane		478	34
infinite			2-Methylhexane		426	34	
infinite			3-Methylhexane		446	34	
infinite			2-Methylpentane		376	34	

Polymer	$M_n/g\ mol^{-1}$	$M_w/g\ mol^{-1}$	$M_v/g\ mol^{-1}$	Solvent	UCST/K	LCST/K	Ref
1,4- <i>cis</i> -Polyisoprene	infinite			3-Methylpentane		405	34
			470	2-Methylpropane		387	10
			72000	Octane		506.0	39
			6030	Pentane		403.55	53
			72000	Pentane		373.5	39
				Phenetole	357		3
			470	Propane		358	10
				Propylcyclopentane		547	34
				Toluene	260		3
				2,2,3-Trimethylbutane		445	34
				2,2,4-Trimethylpentane		435	34
			780000	2,5-Dimethylhexane		474.15	140
			780000	3,4-Dimethylhexane		520.15	140
			780000	2,2-Dimethylpentane		445.15	140
			780000	2,3-Dimethylpentane		484.15	140
		780000	2,4-Dimethylpentane		442.15	140	
		780000	3-Methylpentane		483.15	140	
		780000	Heptane		488.15	140	
		780000	Hexane		434.15	140	
		780000	Nonane		541.15	140	
		780000	Octane		509.15	140	
		780000	2,2,4,4-Tetramethylpentane		518.15	140	
		780000	2,3,4-Trimethylhexane		548.15	140	
		780000	2,2,4-Trimethylpentane		471.15	140	
1,4- <i>trans</i> -Polyisoprene			180000	2,5-Dimethylhexane		451.15	140
			180000	3,4-Dimethylhexane		521.15	140
			180000	2,2-Dimethylpentane		405.15	140
			180000	2,3-Dimethylpentane		460.15	140
			180000	2,4-Dimethylpentane		404.15	140
			180000	3-Methylpentane		473.15	140
			180000	Heptane		467.15	140
			180000	Hexane		407.15	140
			180000	Nonane		540.15	140
			180000	Octane		503.15	140
			180000	2,2,4,4-Tetramethylpentane		519.15	140
			180000	2,3,4-Trimethylhexane		548.15	140
Poly(<i>N</i> -isopropylacrylamide)	5400	14000		Water		307.45	146
	146000	530000		Water		305.85	146
Poly(<i>N</i> -isopropylacrylamide)-poly[(<i>N</i> -acetylimino)ethylene] block copolymer (80 wt% <i>N</i> -Isopropylacrylamide)	5500			Water		306.2	223
Poly(<i>N</i> -isopropylacrylamide)-poly[(<i>N</i> -acetylimino)ethylene] graft copolymer (75 wt% <i>N</i> -Isopropylacrylamide)	6030			Water		306.2	223
Poly(<i>N</i> -isopropylmethacrylamide)	6250	20000		Water		319.95	212
Poly(methyl methacrylate)							

Polymer	M_n /g mol ⁻¹	M_w /g mol ⁻¹	M_v /g mol ⁻¹	Solvent	UCST/K	LCST/K	Ref	
Poly(methyl methacrylate) (isotactic)			127000	Acetonitrile	267.15		16	
			970000	Acetonitrile	303.15		16	
			50000	1-Butanol	353.25		2	
			infinite	2-Butanone		482	80	
			infinite	1-Chlorobutane	320	463	80	
				2,2-Dimethyl-3-pentanone	301.55		16	
				2,4-Dimethyl-3-pentanone	280.15		16	
		200000	264000	2-Ethoxyethanol	312.15		196	
			77000	Ethyl acetate	290	533	190	
				127000	2-Ethylbutanal	264.65		16
				infinite	3-Heptanone	307.7		126
				970000	4-Heptanone	299.95		16
				infinite	3-Hexanone		522	80
				infinite	Methyl acetate		451	80
				50000	1-Methyl-4-isopropylbenzene	400.15		2
				1400000	2-Octanone	321.15		16
		572400	595300		3-Octanone	329.88		166
					3-Pentanone		506	80
				50000	1-Propanol	349.95		2
				infinite	2-Propanone		439	80
		200000	264000		Tetra(ethylene glycol)	390.15		196
				400000	Toluene	225.35		2
				50000	Trichloromethane	231.15		2
		200000	264000		Tri(ethylene glycol)	407.15		196
				infinite	Acetonitrile	301	461	80
				infinite	2-Butanone		464	80
				infinite	1-Chlorobutane	309	454	80
			infinite	4-Heptanone	319	522	80	
			infinite	3-Hexanone	279	511	80	
			infinite	Methyl acetate		441	80	
			infinite	3-Pentanone		497	80	
			infinite	2-Propanone		428	80	
Poly(4-methyl-1-pentene) (isotactic)			152000	Butane		388	102	
			152000	Cyclopentane		505	102	
			152000	2,2-Dimethylbutane		462	102	
			152000	2,2-Dimethylpentane		499	102	
			152000	2,4-Dimethylpentane		499	102	
			infinite	Diphenyl	467.8		62	
			infinite	Diphenyl ether	483.2		62	
			infinite	Diphenylmethane	449.8		62	
			152000	3-Ethylpentane		532	102	
			152000	Heptane		522	102	
			152000	Hexane		487	102	
			152000	2-Methylbutane		431	102	
			152000	Nonane		579	102	
			152000	Octane		553	102	
			152000	Pentane		441	102	
			152000	2,2,3-Trimethylbutane		521	102	

Polymer	$M_n/g\ mol^{-1}$	$M_w/g\ mol^{-1}$	$M_w/g\ mol^{-1}$	Solvent	UCST/K	LCST/K	Ref
Poly(α -methylstyrene)	58500	61400		Butyl acetate	262.05	457.15	181
	99100	113000		Cyclohexane	293.55		152
	26000	31200		Cyclopentane	276.7	435.95	181
		289000		<i>trans</i> -Decahydronaphthalene	273		181
	69500	76500		Hexyl acetate	285.05	508.15	181
	72000	75600		Methylcyclohexane	328.9		203
	58500	61400		Pentyl acetate	287.1	484.6	181
	Poly(2-methyl-5-vinylpyridine)			600000	Butyl acetate	287.95	
			263000	Ethyl butyrate	319.05		20
			335000	Ethyl propionate	293.55		20
			275000	3-Methylbutyl acetate	314.75		20
			335000	4-Methyl-2-pentanone	299.95		20
			170000	2-Methylpropyl acetate	312.35		20
			165000	Pentyl acetate	316.95		20
			284000	Propionitrile	262.35		20
			152000	Propyl acetate	282.65		20
			181000	Propyl propionate	312.15		20
			233000	Tetrahydronaphthalene	316.95		20
Poly(1-pentene) (isotactic)			4500000	Cyclopentane		502	102
			4500000	2,2-Dimethylbutane		457	102
			4500000	3,4-Dimethylhexane		>569	102
			4500000	2,2-Dimethylpentane		502	102
			4500000	2,3-Dimethylpentane		529	102
			4500000	2,4-Dimethylpentane		493	102
			4500000	3-Ethylpentane		537	102
			4500000	Heptane		522	102
			4500000	Hexane		482	102
			4500000	2-Methylbutane		422	102
			4500000	Octane		556	102
			4500000	Pentane		433	102
			4500000	2,2,4-Trimethylpentane		527	102
	Polypropylene (atactic)	infinite			Diphenyl ether	426.5	
infinite				Diethyl ether		383	68
			242000	Heptane		511	101
infinite				Hexane		441	68
			242000	2-Methylbutane		413	101
			242000	Methylcyclohexane		564	101
infinite				Pentane		397	68
Polypropylene (isotactic)				28000	Benzyl phenyl ether	429.2	
			28000	Benzyl propionate	405.2		31
			28000	1-Butanol	395.2		31
			28000	4- <i>tert</i> -Butylphenol	413.2		31
			242000	Cyclohexane		540	101
			242000	Cyclopentane		495	101
			28000	Dibenzyl ether	433.2		31

Polymer	$M_n/g\ mol^{-1}$	$M_w/g\ mol^{-1}$	$M_\eta/g\ mol^{-1}$	Solvent	UCST/K	LCST/K	Ref
			242000	2,2-Dimethylbutane		441	101
			242000	2,3-Dimethylbutane		465	101
			242000	3,4-Dimethylhexane		553	101
			242000	2,2-Dimethylpentane		489	101
			242000	2,3-Dimethylpentane		513	101
			242000	2,4-Dimethylpentane		481	101
			28000	Diphenyl	388.2		31
			28000	Diphenyl ether	395.2		31
			28000	Diphenylmethane	389.7		31
			242000	3-Ethylpentane		520	101
			28000	4-Ethylphenol	457.2		31
			242000	Heptane		511	101
			242000	Hexane		470	101
			242000	2-Methylbutane		413	101
			28000	3-Methylbutyl benzyl ether	384.2		31
			242000	Methylcyclohexane		564	101
			242000	Methylcyclopentane		518	101
			28000	4-Methylphenol	479.2		31
			28000	2-Methyl-1-propanol	395.2		31
			242000	Nonane		571	101
			242000	Octane		542	101
			28000	4-Octylphenol	379.2		31
			28000	4-Isooctylphenol	383.2		31
			242000	Pentane		422	101
			242000	2,2,4,4-Tetramethylpentane		548	101
			242000	2,2,3-Trimethylbutane		511	101
			242000	2,3,4-Trimethylhexane		585	101
			242000	2,2,4-Trimethylpentane		510	101
Poly(propylene glycol)	1000			Hexane	288.15		88
	575			Water		318.2	65
Polystyrene	34900	37000		Benzene		538.7	61
			62600	Butanedioic acid dimethyl ester	335.15		2
	3700	4000		1-Butanol	383.45		154
	91700	97200		2-Butanone		448.8	61
	545500	600000		Butyl acetate		489	181
	104000	110000		<i>tert</i> -Butyl acetate	250.0	417.9	74
			62600	Butyl stearate	387.15		2
	18400	19200		1-Chlorododecane	274.65		154
	18400	19200		1-Chlorohexadecane	337.05		154
	18400	19200		1-Chlorooctadecane	365.55		154
	18400	19200		1-Chlorotetradecane	309.35		154
	46400	51000		Cyclodecane	278.9		128
	46400	51000		Cycloheptane	276.2		128
	34900	37000		Cyclohexane	285.6	510.9	60
			236000	Cyclohexanol	353.5		8
	46400	51000		Cyclooctane	275.2		128
	91700	97200		Cyclopentane	275.2	445.5	61

Polymer	M_n /g mol ⁻¹	M_w /g mol ⁻¹	M_w /g mol ⁻¹	Solvent	UCST/K	LCST/K	Ref
	91500	97000		<i>trans</i> -Decahydronaphthalene	281.95		81
		4800		Decane	360.95		154
	3700	4000		1-Decanol	375.15		154
			570000	Decyl acetate		650	64
	18700	19800		Diethyl ether	235.6	314.5	51
	187000	200000		Diethyl malonate	285.8	589.6	74
	47200	50000		Diethyl oxalate	280.05		131
	151000	160000		Dimethoxymethane		401.2	51
		240000		1,4-Dimethylcyclohexane	387	482	116
			62600	Dimethyl malonate	409.15		2
			62600	Dimethyl oxalate	453.15		2
	116000	123000		Dodecadeutero-cyclohexane	298.10		224
		25000		Dodecadeuteromethyl-cyclopentane	310.07		180
		4800		Dodecane	368.65		154
	3700	4000		1-Dodecanol	379.75		154
	infinite			Dodecyl acetate	285.2		206
	104000	110000		Ethyl acetate	213.9	435.4	72
	104000	110000		Ethyl butanoate		490.8	74
	221000	239000		Ethylcyclohexane	330.52		18
	9440	10000		Ethyl formate	272	451	74
		900000		Bis(2-ethylhexyl) phthalate	283.05		136
	4530	4800		Heptane	359	477	112
	3700	4000		1-Dexadecanol	386.25		154
	5500	5770		1,1,1,3,3,3-Hexadeutero-2-propanone	270	436	157
	1920	2030		Hexane	318	470	112
			62600	Hexanoic acid	448.15		2
	3700	4000		1-Hexanol	372.15		154
			62600	3-Hexanol	396.65		2
			90000	Hexyl acetate		578	64
	104000	110000		Methyl acetate	284.2	415.7	72
	104000	110000		3-Methyl-1-butyl acetate	210.1	510.1	72
	91700	97200		Methylcyclohexane	321.8	505.9	60
	10750	11500		Methylcyclopentane	295	480	157
	104000	110000		2-Methyl-1-propyl acetate	210.4	468.5	72
		48000		Nitroethane	303.1		151
		4800		Octadecane	403.55		154
	3700	4000		1-Octadecanol	390.55		154
	4530	4800		Octane	353	527	112
	3700	4000		1-Octanol	372.35		154
			62600	1-Octene	355.15		2
		4800		Pentadecane	385.25		154
		1100		Pentane	292		137
	3700	4000		1-Pentanol	375.05		154
	219800	233000		Pentyl acetate		519	181
		100000		1-Phenyldecane	283.60		105
	5500	5770		2-Propanone	251	452	157
	12750	13500		Propionitrile	312		187
	104000	110000		Propyl acetate	183.7	469.0	72
	104000	110000		2-Propyl acetate	220.9	414.2	72

Polymer	M_n /g mol ⁻¹	M_w /g mol ⁻¹	M_w /g mol ⁻¹	Solvent	UCST/K	LCST/K	Ref
Polystyrene (three-arm star)	3700	4000	62600	1-Tetradecanol	383.25		154
	34900	37000		Toluene		567.2	60
				Vinyl acetate	384.15		2
Polystyrene (four-arm star)		230000		Cyclohexane	297.1	496.8	93
Poly(trimethylene oxide)		155000		Cyclohexane	294.13		199
Poly(vinyl alcohol)		infinite		Cyclohexane	300		79
Poly(<i>N</i> -vinyl caprolactam)		40000		Water		514	45
Poly(vinyl chloride)		150000		Water		306.45	217
	55000			Dibutyl phthalate	353		114
Poly(<i>N</i> -vinylisobutyramide)	55000			Tricresyl phosphate	383		114
			85000	Dimethyl phthalate	355		219
	66000	105600		Water		313.25	208
Poly(vinyl methyl ether)	46500	98600		Deuterium oxide		307.2	173
Poly(<i>N</i> -vinyl- <i>N</i> -propylacetamide)	83000	155000		Water		306.95	146
			30000	Water		313.5	176
Styrene/acrylonitrile copolymer (21.1 wt% acrylonitrile)	infinite			Toluene	325.4		52
(23.2 wt% Acrylonitrile)	infinite			Toluene	355.1		52
(25.0 wt% Acrylonitrile)	90000	147000		Toluene	313.15		198
(51.0 wt% Acrylonitrile)		347000		Ethyl acetate		344.15	107
Styrene/methyl methacrylate copolymer (52.0 mol% Styrene)		infinite		Cyclohexanol	334.65		38
Styrene/ α -methylstyrene copolymer (20.0 mol% Styrene)	100000	114000		Butyl acetate	288.85	453.05	181
	100000	114000		Cyclohexane	285.85	484.85	181
	100000	114000		Cyclopentane	290.95	421.05	181
	100000	114000		<i>trans</i> - Decahydronaphthalene	264.15		181
	100000	114000		Hexyl acetate	288.55	514.15	181
	100000	114000		Pentyl acetate	303.15	480.65	181
Trifluoronitrosomethane/ tetrafluoroethylene copolymer (1:1) alternating	infinite			1,1,2-Trichloro-1,2,2- trifluoroethane	301.6		12
<i>N</i> -Vinylacetamide/vinyl acetate copolymer (58 mol% Vinyl acetate)	30000	57000		Water		340.15	225
(63 mol% Vinyl acetate)	27000	48600		Water		323.15	225
(78 mol% Vinyl acetate)	26000	46800		Water		282.15	225
Vinyl alcohol/vinyl butyrate copolymer (7.5 mol% Butyralized PVA)	infinite			Water	408.0	298.25	121

Polymer	$M_n/g\ mol^{-1}$	$M_w/g\ mol^{-1}$	$M_z/g\ mol^{-1}$	Solvent	UCST/K	LCST/K	Ref
<i>N</i> -Vinylcaprolactam/ <i>N</i> -vinylamine copolymer (3.8 mol% Vinyl amine)			160000	Water		308.8	176
<i>N</i> -Vinylformamide/vinyl acetate copolymer							
(60 mol% Vinyl acetate)	24000	45600		Water		310.15	225
(66 mol% Vinyl acetate)	25000	47500		Water		291.15	225
(73 mol% Vinyl acetate)	23000	50600		Water		277.15	225

References

- Koningsveld, R., Stockmayer, W.H., and Nies, E., *Polymer Phase Diagrams*, Oxford University Press, Oxford, 2001.
- Kamide, K., *Thermodynamics of Polymer Solutions*, Elsevier, Amsterdam, 1990.
- Jenckel, E. and Gorke, K., *Z. Naturforsch.*, 5a, 317, 556, 1950.
- Fox, T.G. and Flory, P.J., *J. Amer. Chem. Soc.*, 73, 1909, 1951.
- Fox, T.G. and Flory, P.J., *J. Amer. Chem. Soc.*, 73, 1915, 1951.
- Mandelkern, L. and Flory, P.J., *J. Amer. Chem. Soc.*, 74, 2517, 1952.
- Shultz, A.R. and Flory, P.J., *J. Amer. Chem. Soc.*, 74, 4760, 1952.
- Wagner, H.L. and Flory, P.J., *J. Amer. Chem. Soc.*, 74, 195, 1952.
- Shultz, A.R. and Flory, P.J., *J. Amer. Chem. Soc.*, 75, 3888, 1953.
- Kinsinger, J.B. and Wessling, R.A., *J. Amer. Chem. Soc.*, 81, 2908, 1959.
- Freeman, P.I. and Rowlinson, J.S., *Polymer*, 1, 20, 1960.
- Krigbaum, W.R., Kurz, J.E., and Smith, P., *J. Phys. Chem.*, 65, 1984, 1961.
- Morneau, G.A., Roth, P.I., and Shultz, A.R., *J. Polym. Sci.*, 55, 609, 1961.
- Debye, P., Coll, H., and Woermann, D., *J. Chem. Phys.*, 32, 939, 1960.
- Debye, P., Coll, H., and Woermann, D., *J. Chem. Phys.*, 33, 1746, 1960.
- Debye, P., Chu, B., and Woermann, D., *J. Chem. Phys.*, 36, 1803, 1962.
- Fox, T.G., *Polymer*, 3, 111, 1962.
- Ham, J.S., Bolen, M.C., and Hughes, J.K., *J. Polym. Sci.*, 57, 25, 1962.
- Debye, P., Woermann, D., and Chu, B., *J. Polym. Sci.: Part A*, 1, 255, 1963.
- Allen, G. and Baker, C.H., *Polymer*, 6, 181, 1965.
- Gechele, G.B., Crescentini, L., *J. Polym. Sci.: Part A*, 3, 3599, 1965.
- Myrat, C.D. and Rowlinson, J.S., *Polymer*, 6, 645, 1965.
- Kubo, K. and Ogino, K., *Sci. Pap. Coll. Art. Sci. Univ. Tokyo*, 16, 193, 1966.
- Rehage, G., Moeller, D., and Ernst, O., *Makromol. Chem.*, 88, 232, 1965.
- Nakajima, A., Fujiwara, H., and Hamada, F., *J. Polym. Sci.: Part A-2*, 4, 507, 1966.
- Nakajima, A., Hamada, F., and Hayashi, S., *J. Polym. Sci.: Part C*, 15, 285, 1966.
- Koningsveld, R., *Proefschrift Univ. Leiden*, Heerlen, 1967.
- Llopis, J., Albert, A., and Usobinaga P., *Eur. Polym. J.*, 3, 259, 1967.
- Moraglio, G., Gianotti, G., and Danusso, F., *Eur. Polym. J.*, 3, 251, 1967.
- Orwoll, R.A. and Flory, P.J., *J. Amer. Chem. Soc.*, 89, 6822, 1967.
- Patterson, D., Delmas, G., and Somcynsky, T., *Polymer*, 8, 503, 1967.
- Nakajima, A. and Fujiwara, H., *J. Polym. Sci.: Part A-2*, 6, 723, 1968.
- Rehage, G. and Koningsveld, R., *J. Polym. Sci.: Polym. Lett.*, 6, 421, 1968.
- Andreeva, V. M., et al., *Vysokomol. Soedin., Ser. B*, 11, 555, 1969.
- Bardin, J.-M. and Patterson, D., *Polymer*, 10, 247, 1969.
- Dusek, K., *Coll. Czech. Chem. Commun.*, 34, 3309, 1969.
- Delmas, G. and Patterson, D., *J. Polym. Sci.: Part C*, 30, 1, 1970.
- Koningsveld, R., Kleintjens, L.A., and Shultz, A.R., *J. Polym. Sci.: Part A-2*, 8, 1261, 1970.
- Kotaka, T., et al., *Polym. J.*, 1, 245, 1970.
- Liddell, A.H. and Swinton, F.L., *Discuss. Faraday Soc.*, 49, 115, 1970.
- Matsumura, K., *Polym. J.*, 1, 322, 1970.
- Nakayama, H., *Bull. Chem. Soc. Japan*, 43, 1683, 1970.
- Cowie, J.M.G., Maconnachie, A., and Ranson, R.J., *Macromolecules*, 4, 57, 1971.
- Kagemoto, A. and Baba, Y., *Kobunshi Kagaku*, 28, 784, 1971.
- Shibatani, K. and Oyanagi, Y., *Kobunshi Kagaku*, 28 (1971) 361-367
- Tager, A.A., et al., *Vysokomol. Soedin., Ser. A*, 13, 659, 1971.
- Izumi, Y. and Miyake, Y., *Polym. J.*, 3, 647, 1972.
- Kagemoto, A., Baba, Y., and Fujishiro, R., *Makromol. Chem.*, 154, 105, 1972.
- Kennedy, J.W., Gordon, M., and Koningsveld, R., *J. Polym. Sci.: Part C*, 39, 43, 1972.
- Lirova, B.I., et al., *Vysokomol. Soedin., Ser. B*, 14, 265, 1972.
- Nakayama, H., *Bull. Chem. Soc. Japan*, 45, 1371, 1972.
- Siow, K.S., Delmas, G., and Patterson, D., *Macromolecules*, 5, 29, 1972.
- Teramachi, S. and Fujikawa, T., *J. Macromol. Sci.-Chem. A*, 6, 1393, 1972.
- Zeman, L., Biro, J., Delmas, G., and Patterson, D., *J. Phys. Chem.*, 76, 1206, 1972.
- Zeman, L. and Patterson, D., *J. Phys. Chem.*, 76, 1214, 1972.
- Baba, Y., Fujita, Y., and Kagemoto, A., *Makromol. Chem.*, 164, 349, 1973.
- Candau, F., Strazielle, C., and Benoit, H., *Makromol. Chem.*, 170, 165, 1973.
- Hamada, F., Fujisawa, K., and Nakajima, A., *Polym. J.*, 4, 316, 1973.
- Kuwahara, N., Nakata, M., and Kaneko, M., *Polymer*, 14, 415, 1973.
- Kuwahara, N., Kojima, J., and Kaneko, M., *J. Polym. Sci.: Polym. Phys. Ed.*, 11, 2307, 1973.
- Saeki, S., Kuwahara, N., Konno, S., and Kaneko, M., *Macromolecules*, 6, 246, 1973.
- Saeki, S., Kuwahara, N., Konno, S., and Kaneko, M., *Macromolecules*, 6, 589, 1973.
- Tani, S., Hamada, F., and Nakajima, A., *Polym. J.*, 5, 86, 1973.
- Baba, Y. and Kagemoto, A., *Kobunshi Ronbunshu*, 31, 446, 1974.
- Bataille, P., *J. Chem. Eng. Data*, 19, 224, 1974.
- Bessonov, Yu.S. and Tager, A.A., *Trud. Khim. Khim. Tekhnol.*, 1, 150, 1974.
- Cowie, J.M.G. and McEwen, L.J., *J. Chem. Soc., Faraday Trans. I*, 70, 171, 1974.
- Cowie, J.M.G. and McEwen, I.J., *Macromolecules*, 7, 291, 1974.
- Cowie, J.M.G. and McEwen, I.J., *J. Polym. Sci.: Polym. Phys. Ed.*, 12, 441, 1974.
- Derham, K.W., Goldsbrough, J., and Gordon, M., *Pure Appl. Chem.*, 38, 97, 1974.
- Kuwahara, N., Saeki, S., Chiba, T., and Kaneko, M., *Polymer*, 15, 777, 1974.
- Nakajima, A., et al., *Makromol. Chem.*, 175, 197, 1974.
- Saeki, S., Konno, S., Kuwahara, N., Nakata, M., and Kaneko, M., *Macromolecules*, 7, 521, 1974.
- Ver Strate, G. and Philippoff, W., *J. Polym. Sci.: Polym. Lett. Ed.*, 12, 267, 1974.
- Konno, S., et al., *Macromolecules*, 8, 799, 1975.
- Nakata, M., Kuwahara, N., and Kaneko, M., *J. Chem. Phys.*, 62, 4278, 1975.
- Saeki, S., Kuwahara, N., Nakata, M., and Kaneko, M., *Polymer*, 16, 445, 1975.

77. Strazielle, C. and Benoit, H., *Macromolecules*, 8, 203, 1975.
78. Tager, A. A., et al., *Vysokomol. Soedin., Ser. B*, 17, 61, 1975.
79. Chiu, D.S., Takahashi, Y., and Mark, J.E., *Polymer*, 17, 670, 1976.
80. Cowie, J.M.G. and McEwen, I.J., *J. Chem. Soc., Faraday Trans. I*, 72, 526, 1976.
81. Nakata, M., et al., *J. Chem. Phys.*, 64, 1022, 1976.
82. Nose, T. and Tan, T.V., *J. Polym. Sci.: Polym. Lett. Ed.*, 14, 705, 1976.
83. Saeki, S., Kuwahara, N., Nakata, M., and Kaneko, M., *Polymer*, 17, 685, 1976.
84. Saeki, S., Kuwahara, N., and Kaneko, M., *Macromolecules*, 101, 1976.
85. Slagowski, E., Tsai, B., and McIntyre, D., *Macromolecules*, 9, 687, 1976.
86. Panina, N.I., Lozgageva, V.P., and Aver'yanova, V.M., *Vysokomol. Soedin., Ser. B*, 19, 786, 1977.
87. Rigler, J.K., Wolf, B.A., and Breitenbach, J.W., *Angew. Makromol. Chem.*, 57, 15, 1977.
88. Vshivkov, S.A., et al., *Prots. Studneobras. Polimern. Sistem.*, (2), 3, 1977.
89. Wolf, B.A. and Jend, R., *Makromol. Chem.*, 178, 1811, 1977.
90. Wolf, B.A. and Sezen, M.C., *Macromolecules*, 10, 1010, 1977.
91. Kodama, Y. and Swinton, F.L., *Brit. Polym. J.*, 10, 191, 1978.
92. Nakata, M., Dobashi, T., Kuwahara, N., Kaneko, M., and Chu, B., *Phys. Rev. A*, 18, 2683, 1978.
93. Cowie, J.M.G., Horta, A., McEwen, I.J., and Prochazka, K., *Polym. Bull.*, 1, 329, 1979.
94. Hamano, K., Kuwahara, N., and Kaneko, M., *Phys. Rev. A*, 20, 1135, 1979.
95. Kleintjens, L.A.L., *Ph.D. Thesis*, Univ. Essex, U.K., 1979.
96. Dobashi, T., Nakata, M., and Kaneko, M., *J. Chem. Phys.*, 72, 6685, 1980.
97. Irvine, P. and Gordon, M., *Macromolecules*, 13, 761, 1980.
98. Kleintjens, L.A., Koningsveld, R., and Gordon, M., *Macromolecules*, 13, 303, 1980.
99. Lang, J.C. and Morgan, R.D., *J. Chem. Phys.*, 73, 5849, 1980.
100. Richards, R.W., *Polymer*, 21, 715, 1980.
101. Charlet, G. and Delmas, G., *Polymer*, 22, 1181, 1981.
102. Charlet, G., Ducasse, R., and Delmas, G., *Polymer*, 22, 1190, 1981.
103. Hashizume, J., Teramoto, A., and Fujita, H., *J. Polym. Sci.: Polym. Phys. Ed.*, 19, 1405, 1981.
104. Wolf, B.A. and Geerissen, H., *Colloid Polym. Sci.*, 259, 1214, 1981.
105. Geerissen, H. and Wolf, B.A., *Makromol. Chem., Rapid Commun.*, 3, 17, 1982.
106. Goloborod'ko, V.I., Valatin, S.M., and Tashmukhamedov, I.P., *Uzb. Khim. Zh.*, (3), 33, 1982.
107. Mangalam, P. V. and Kalpagam, V., *J. Polym. Sci.: Polym. Phys. Ed.*, 20, 773, 1982.
108. Shinozaki, K., Abe, M., and Nose, T., *Polymer*, 23, 722, 1982.
109. Shinozaki, K., Van Tan, T., Saito, Y., and Nose, T., *Polymer*, 23, 728, 1982.
110. Suzuki, H., Kamide, K., and Saitoh, M., *Eur. Polym. J.*, 18, 123, 1982.
111. Suzuki, H., Muraoka, Y., Saitoh, M., and Kamide, K., *Brit. Polym. J.*, 14, 23, 1982.
112. Cowie, J.M.G. and McEwen, I.J., *Polymer*, 24, 1445, 1983.
113. Herold, F.K., Schulz, G.V., and Wolf, B.A., *Materials Chem. Phys.*, 8, 243, 1983.
114. Tager, A.A., et al., *Vysokomol. Soedin., Ser. A*, 25, 1444, 1983.
115. Corti, M., Minero, C., and Degiorgio, V., *J. Phys. Chem.*, 88, 309, 1984.
116. Cowie, J.M.G. and McEwen, I.J., *Polymer*, 25, 1107, 1984.
117. Dobashi, T., Nakata, M., and Kaneko, M., *J. Chem. Phys.*, 80, 948, 1984.
118. Florin, E., Kjellander, R., and Eriksson, J.C., *J. Chem. Soc., Faraday Trans. I*, 80, 2889, 1984.
119. Gilluck, M., *Dissertation*, TH Leuna-Merseburg, 1984.
120. Rangel-Nafaile, C., Metzner, A.B., and Wissbrun, K.F., *Macromolecules*, 17, 1187, 1984.
121. Shiomi, T., et al., *J. Polym. Sci.: Polym. Phys. Ed.*, 22, 1305, 1984.
122. Tsuyumoto, M., Einaga, Y., and Fujita, H., *Polym. J.*, 16, 229, 1984.
123. Varennes, S., Charlet, G., and Delmas, G., *Polym. Eng. Sci.*, 24, 98, 1984.
124. Hamano, K., Kuwahara, N., Koyama, T., and Harada, S., *Phys. Rev. A*, 32, 3168, 1985.
125. Kraemer, H. and Wolf, B.A., *Makromol. Chem., Rapid Commun.*, 6, 21, 1985.
126. Herold, F.K. and Wolf, B.A., *Mater. Chem. Phys.*, 14, 311, 1986.
127. Irani, C.A. and Cozewith, C., *J. Appl. Polym. Sci.*, 31, 1879, 1986.
128. Cowie, J.M.G. and McEwen, I.J., *Brit. Polym. J.*, 18, 387, 1986.
129. Krüger, B., *Dissertation*, TH Leuna-Merseburg, 1986.
130. Rätzsch, M.T., et al., *J. Macromol. Sci.-Chem. A*, 23, 1349, 1986.
131. Saeki, S., et al., *Macromolecules*, 19, 2353, 1986.
132. Sander, U. and Wolf, B.A., *Angew. Makromol. Chem.*, 139, 149, 1986.
133. Barbarin-Castillo, J.-M., et al., *Polym. Commun.*, 28, 212, 1987.
134. Gruner, K. and Greer, S.C., *Macromolecules*, 20, 2238, 1987.
135. Magarik, S.Ya., Filippov, A.P., and D'yakonova, N.V., *Vysokomol. Soedin., Ser. A*, 29, 698, 1987.
136. Rangel-Nafaile, C. and Munoz-Lara, J.J., *Chem. Eng. Commun.*, 53, 177, 1987.
137. Kiepen, F. and Borchard, W., *Macromolecules*, 21, 1784, 1988.
138. Schuster, R., *Diploma Paper*, TH Leuna-Merseburg, 1988.
139. Tveekrem, J.L., Greer, S.C., and Jacobs, D.T., *Macromolecules*, 21, 147, 1988.
140. Bohossian, T., Charlet, G., and Delmas, G., *Polymer*, 30, 1695, 1989.
141. Chiu, G. and Mandelkern, L., *Macromolecules*, 23, 5356, 1990.
142. Goedel, W.A., et al., *Ber. Bunsenges. Phys. Chem.*, 94, 17, 1990.
143. Van der Haegen, R. and Van Opstal, L., *Makromol. Chem.*, 191, 1871, 1990.
144. Iwai, Y., et al., *Sekiyu Gakkaishi*, 33, 117, 1990.
145. Raetzsch, M.T., Krueger, B., and Kehlen, H., *J. Macromol. Sci.-Chem. A*, 27, 683, 1990.
146. Schild, H.G. and Tirrell, D.A., *J. Phys. Chem.*, 94, 4352, 1990.
147. Stafford, S.G., Ploplis, A.C., and Jacobs, D.T., *Macromolecules*, 23, 470, 1990.
148. Akhmadeev, I.R., et al., *Vysokomol. Soedin., Ser. B*, 33, 543, 1991.
149. Bae, Y.C., Lambert, S.M., Soane, D.S., and Prausnitz, J.M., *Macromolecules*, 24, 4403, 1991.
150. Chu, B., Linliu, K., Xie, P., Ying, Q., Wang, Z., and Shook, J.W., *Rev. Sci. Instr.*, 62, 2252, 1991.
151. Kawate, K., Imagawa, I., and Nakata, M., *Polym. J.*, 23, 233, 1991.
152. Lee, K.D. and Lee, D.C., *Pollimo*, 15, 274, 1991.
153. Louai, A., Sarazin, D., Pollet, G., Francois, J., and Moreaux, F., *Polymer*, 32, 703, 1991.
154. Van Opstal, L., Koningsveld, R., and Kleintjens, L.A., *Macromolecules*, 24, 161, 1991.
155. Schubert, K.-V., Strey, R., and Kahlweit, M., *J. Colloid Interface Sci.*, 141, 21, 1991.
156. Shen, W., Smith, G.R., Knobler, C.M., and Scott, R.L., *J. Phys. Chem.*, 95, 3376, 1991.
157. Szydłowski, J. and Van Hook, W.A., *Macromolecules*, 24, 4883, 1991.
158. Tager, A.A., et al., *Vysokomol. Soedin., Ser. B*, 33, 572, 1991.
159. Wakker, A., *Polymer*, 32, 279, 1991.
160. Yokoyama, H., Takano, A., Okada, M., and Nose, T., *Polymer*, 32, 3218, 1991.
161. Heinrich, M. and Wolf, B.A., *Polymer*, 33, 1926, 1992.
162. Heinrich, M. and Wolf, B.A., *Macromolecules*, 25, 3817, 1992.
163. Lecoite, J.P., Pascault, J.P., Suspene, L., and Yang, Y.S., *Polymer*, 33, 3226, 1992.
164. Mueller, K.F., *Polymer*, 33, 3470, 1992.
165. Szydłowski, J., Rebelo, L., and Van Hook, W.A., *Rev. Sci. Instrum.*, 63, 1717, 1992.
166. Xia, K.-Q., Franck, C., and Widom, B., *J. Chem. Phys.*, 97, 1446, 1992.
167. Arnauts, J., Berghmans, H., and Koningsveld, R., *Makromol. Chem.*, 194, 77, 1993.
168. Iwai, Y., Shigematsu, Y., Furuya, T., Fukuda, H., Arai, Y., *Polym. Eng. Sci.*, 33, 480, 1993.
169. Wakker, A., Van Dijk, F., and Van Dijk, M.A., *Macromolecules*, 26, 5088, 1993.

170. Wells, P.A., de Loos, Th.W., and Kleintjens, L.A., *Fluid Phase Equil.*, 83, 383, 1993.
171. Barbarin-Castillo, J.-M. and McLure, I.A., *Polymer*, 35, 3075, 1994.
172. Mumick, P.S. and McCormick, C.L., *Polym. Eng. Sci.*, 34, 1419, 1994.
173. Okano, K., Takada, M., Kurita, K., and Furusaka, M., *Polymer*, 35, 2284, 1994.
174. Sato, H., Kuwahara, N., and Kubota, K., *Phys. Rev. E*, 50, 1752, 1994.
175. Song, S.-W. and Torkelson, J.M., *Macromolecules*, 27, 6389, 1994.
176. Tager, A.A., et al., *Colloid Polym. Sci.*, 272, 1234, 1994.
177. Vanhee, S., et al., *Makromol. Chem. Phys.*, 195, 759, 1994.
178. Haas, C.K. and Torkelson, J.M., *Phys. Rev. Lett.*, 75, 3134, 1995.
179. Ikier, C. and Klein, H., *Macromolecules*, 28, 1003, 1995.
180. Luszczyc, M., Rebelo, L.P.N., and Van Hook, W.A., *Macromolecules*, 28, 745, 1995.
181. Pfohl, O., Hino, T., and Prausnitz, J.M., *Polymer*, 36, 2065, 1995.
182. Vshivkov, S.A. and Safronov, A.P., *Vysokomol. Soedin., Ser. B*, 37, 1779, 1995.
183. Allcock, H.R. and Dudley, G.K., *Macromolecules*, 29, 1313, 1996.
184. El-Ejmi, A.A.S. and Huglin, M.B., *Polym. Int.* 39, 113, 1996.
185. Fischer, V., Borchard, W., and Karas, M., *J. Phys. Chem.*, 100, 15992, 1996.
186. Imre, A. and Van Hook, W.A., *J. Polym. Sci.: Part B: Polym. Sci.*, 34, 751, 1996.
187. Luszczyc, M. and Van Hook, W.A., *Macromolecules*, 29, 6612, 1996.
188. Rong, Z., Wang, H., Ying, X., and Hu, Y., *J. East China Univ. Sci. Technol.*, 22, 754, 1996.
189. Safronov, A.P., Tager, A.A., and Koroleva, E.V., *Vysokomol. Soedin., Ser. B*, 38, 900, 1996.
190. Vshivkov, S.A. and Rusinova, E.V., *Vysokomol. Soedin., Ser. A*, 38, 1746, 1996.
191. Xia, K.-Q., An, X.-Q., and Shen, W.-G., *J. Chem. Phys.*, 105, 6018, 1996.
192. Imre, A. and Van Hook, W.A., *J. Polym. Sci.: Part B: Polym. Phys.*, 35, 1251, 1997.
193. Kita, R., Dobashi, T., Yamamoto, T., Nakata, M., and Kamide, K., *Phys. Rev. E*, 55, 3159, 1997.
194. Li, M., Zhu, Z.-Q., and Mei, L.-H., *Biotechnol. Progr.*, 13, 105, 1997.
195. McLure, I.A., Mokhtari, A., and Bowers, J., *J. Chem. Soc., Faraday Trans.*, 93, 249, 1997.
196. Chalyykh, A.E., Dement'eva, O.V., and Gerasimov, V.K., *Vysokomol. Soedin., Ser. A*, 40, 815, 1998.
197. Kubota, K., Kita, R., and Dobashi, T., *J. Chem. Phys.*, 109, 711, 1998.
198. Schneider, A., *Dissertation*, Johannes Gutenberg Universität Mainz, 1998.
199. Terao, K., et al., *Macromolecules*, 31, 6885, 1998.
200. Yamagishi, T.-A., et al., *Macromol. Chem. Phys.*, 199, 423, 1998.
201. Lau, A.C.W. and Wu, C., *Macromolecules*, 32, 581, 1999.
202. Nakata, M., Dobashi, T., Inakuma, Y.-I., and Yamamura, K., *J. Chem. Phys.*, 111, 6617, 1999.
203. Pruessner, M.D., Retzer, M.E., and Greer, S.C., *J. Chem. Eng. Data*, 44, 1419, 1999.
204. Shimofure, S., Kubota, K., Kita, R., and Dobashi, T., *J. Chem. Phys.*, 111, 4199, 1999.
205. Fischer, V. and Borchard, W., *J. Phys. Chem. B*, 104, 4463, 2000.
206. Imre, A., and Van Hook, W.A., *Macromolecules*, 33, 5308, 2000.
207. Koizumi, J., et al., *J. Phys. Soc. Japan*, 69, 2543, 2000.
208. Kunugi, S., Tada, T., Yamazaki, Y., Yamamoto, K., and Akashi, M., *Langmuir*, 16, 2042, 2000.
209. La Mesa, C., *J. Therm. Anal. Calorim.*, 61, 493, 2000.
210. Persson, J., et al., *Bioseparation*, 9, 105, 2000.
211. Persson, J., Kaul, A., and Tjerneld, F., *J. Chromatogr. B*, 743, 115, 2000.
212. Djokpe, E. and Vogt, W., *Macromol. Chem. Phys.*, 202, 750, 2001.
213. Kujawa, P. and Winnik, F.M., *Macromolecules*, 34, 4130, 2001.
214. Pendyala, K.S., Greer, S.C., and Jacobs, D.T., *J. Chem. Phys.*, 115, 9995, 2001.
215. Berlinova, I. V., Nedelcheva, A. N., Samchikov, V., and Ivanov, Ya., *Polymer*, 43, 7243, 2002.
216. Freitag, R. and Garret-Flaudy, F., *Langmuir*, 18, 3434, 2002.
217. Maeda, Y., Nakamura, T., and Ikeda, I., *Macromolecules*, 35, 217, 2002.
218. Rebelo, L.P.N., et al., *J. Macromolecules*, 35, 1887, 2002.
219. Safronov, A.P. and Somova, T.V., *Vysokomol. Soedin., Ser. A*, 44, 2014, 2002.
220. Vshivkov, S.A., Rusinova, E.V., and Gur'ev, A.A., *Vysokomol. Soedin., Ser. B*, 44, 504, 2002.
221. Zhou, C.-S., An, X.-Q., Xia, K.-Q., Yin, X.-L., and Shen, W.-G., *J. Chem. Phys.*, 117, 4557, 2002.
222. Chang, Y., Powell, E.S., Allcock, H.R., Park, S.M., and Kim, C., *Macromolecules*, 36, 2568, 2003.
223. David, G., et al., *Eur. Polym. J.*, 39, 1209, 2003.
224. Sipsorska, A., Szydowski, J., and Rebelo, L.P.N., *Phys. Chem. Chem. Phys.*, 5, 2996, 2003.
225. Yamamoto, K., Serizawa, T., and Akashi, M., *Macromol. Chem. Phys.*, 204, 1027, 2003.

VAPOR PRESSURES (SOLVENT ACTIVITIES) FOR BINARY POLYMER SOLUTIONS

Christian Wohlfarth

The vapor pressure of a binary polymer solution is given by the activity of the solvent A, a_A . Solvent activities in polymer solutions are measured either by the isopiestic method applying a reference system whose solvent activity is precisely known or by determining the solvent partial pressure, P_A , and calculating the activity of the solvent by equation (1):

$$a_A = (P_A/P_A^s) \exp \left[\frac{(B_{AA} - V_A^L)(P - P_A^s)}{RT} \right] \quad (1)$$

where B_{AA} is the second virial coefficient, P_A^s is the saturation vapor pressure, and V_A^L is the molar volume of the pure solvent A at the measuring temperature T . The exponential term is neglected in quite a lot of original papers, however, and only the reduced vapor pressures are given (such data are indicated by an asterisk in the table below). Vapor pressures of polymer solutions have been measured since the 1940s, but the amount of experimental data for polymer solutions is still relatively small in comparison to low-molecular mixtures and solutions. The data scatter with respect to temperature, concentration, molar mass, and other polymer characterization variables. Furthermore, the concentration range for measuring vapor pressures in good thermodynamic quality is often limited to the polymer mass fraction range between 0.4 and 0.85. A recent review on methods for the measurement of vapor pressures/solvent activities of polymer solutions and on related problems is given in Ref. [1]. Experimental data have been collected in several books [2-6].

The table in this *Handbook* provides data for a number of polymer solutions as smoothed values over the complete range of solvent activities between 0 (polymer mass fraction = 1) and 1 (polymer mass fraction = 0). For this purpose, the data were selected from data books [4-6] as well as from a number of original sources [7-22] which are not included in these books. The appropriate data were smoothed. The final table provides then the polymer mass fractions at given fixed solvent activities between 0.1 and 0.9. Of course, the user must keep in mind that the activity vs. concentration range of the experimental data is sometimes smaller than the below given complete range, thus the smoothed data should be used with sufficient care.

Generally, vapor pressures or solvent activities of binary polymer solutions depend on molar mass. However, for high molecular weight polymers (well above the oligomer region), this molar-mass dependence can be neglected in many cases. Therefore, the table below presents only data for polymer solutions where the number average molar mass, M_n , is in the order of 10^5 g/mol or even higher, therefore, the molar mass is not specified. The temperature is

stated, even though the temperature dependence of a_A is relatively small for the temperature ranges where most of the experimental data exist.

References

1. Wohlfarth, C., Methods for the measurement of solvent activity of polymer solutions, in *Handbook of Solvents*, Wypych, G., Ed., ChemTec Publishing, Toronto, 2000, 146.
2. Wen, H., Elbro, H. S., and Alessi, P., *Polymer Solution Data Collection*. I. Vapor-liquid equilibrium; II. Solvent activity coefficients at infinite dilution; III. Liquid-liquid equilibrium, Chemistry Data Series, Vol. 15, DECHEMA, Frankfurt am Main, 1992.
3. Danner, R. P. and High, M. S., *Handbook of Polymer Solution Thermodynamics*, American Institute of Chemical Engineers, New York, 1993.
4. Wohlfarth, C., *Vapour-Liquid Equilibrium Data of Binary Polymer Solutions: Physical Science Data*, 44, Elsevier, Amsterdam, 1994.
5. Wohlfarth, C., *CRC Handbook of Thermodynamic Data of Copolymer Solutions*, CRC Press, Boca Raton, FL, 2001.
6. Wohlfarth, C., *CRC Handbook of Thermodynamic Data of Aqueous Polymer Solutions*, CRC Press, Boca Raton, FL, 2003.
7. Wang, K., Hu, Y., and Wu, D. T., *J. Chem. Eng. Data*, 39, 916, 1994.
8. Choi, J. S., Tochigi, K., and Kojima, K., *Fluid Phase Equil.*, 111, 143, 1995.
9. Tochigi, K., Kurita, S., Ohashi, M., and Kojima, K., *Kagaku Kogaku Ronbunshu*, 23, 720, 1997.
10. Wong, H. C., Campbell, S. W., and Bhethanabotla, V. R., *Fluid Phase Equil.*, 139, 371, 1997.
11. Kim, J., Joung, K. C., Hwang, S., Huh, W., Lee, C. S., and Yoo, K.-P., *Korean J. Chem. Eng.*, 15, 199, 1998.
12. Kim, N. H., Kim, S.J., Won, Y. S., and Choi, J. S., *Korean J. Chem. Eng.*, 15, 141, 1998.
13. Feng, W., Wang, W., and Feng, Z., *J. Chem. Ind. Eng. (China)*, 49, 271, 1998.
14. French, R. N. and Koplos, G. J., *Fluid Phase Equil.*, 160, 879, 1999.
15. Striolo, A. and Praunzitz, J. M., *Polymer*, 41, 1109, 2000.
16. Fornasiero, F., Halim, M., and Praunzitz, J. M., *Macromolecules*, 33, 8435, 2000.
17. Wong, H. C., Campbell, S. W., and Bhethanabotla, V. R., *Fluid Phase Equil.*, 179, 181, 2001.
18. Wibawa, G., Takahashi, M., Sato, Y., Takishima, S., and Masuoka, H., *J. Chem. Eng. Data*, 47, 518, 2002.
19. Wibawa, G., Hatano, R., Sato, Y., Takishima, S., and Masuoka, H., *J. Chem. Eng. Data*, 47, 1022, 2002.
20. Pfohl, O., Riebesell, C., and Dohrn, R., *Fluid Phase Equil.*, 202, 289, 2002.
21. Jung, J. K., Joung, S. N., Shin, H.Y., Kim, S. Y., Yoo, K.-P., Huh, W., Lee, C. S., *Korean J. Chem. Eng.*, 19, 296, 2002.
22. Kang, S., Huang, Y., Fu, J., Liu, H., and Hu, Y., *J. Chem. Eng. Data*, 47, 788, 2002.

Solvent Activity a_A as Function of Temperature and Mass Fraction

Polymer/ solvents	a_A : T/K	Mass Fraction of the Polymer								
		0.1	0.2	0.3	0.4	0.5	0.6	0.7	0.8	0.9
<i>Acrylonitrile/Styrene Copolymer (28 wt% Acrylonitrile)</i>										
Benzene ^{*)}	343.15	0.982	0.962	0.940	0.915	0.886	0.851	0.809	0.753	0.670
1,2-Dimethylbenzene ^{*)}	398.15	0.983	0.964	0.942	0.918	0.890	0.857	0.817	0.764	0.685
1,3-Dimethylbenzene ^{*)}	398.15	0.983	0.965	0.944	0.921	0.893	0.861	0.821	0.769	0.690
1,4-Dimethylbenzene ^{*)}	398.15	0.983	0.964	0.942	0.918	0.890	0.857	0.817	0.763	0.684
Propylbenzene ^{*)}	398.15	0.987	0.972	0.955	0.935	0.913	0.885	0.851	0.804	0.732
Toluene ^{*)}	343.15	0.982	0.962	0.940	0.915	0.886	0.851	0.809	0.753	0.669

Polymer/ solvents	a_1 : T/K	0.1	0.2	0.3	0.4	0.5	0.6	0.7	0.8	0.9
Mass Fraction of the Polymer										
<i>Butadiene/Styrene Copolymer (41 wt% Styrene)</i>										
Benzene ^{*)}	343.15	0.968	0.934	0.896	0.853	0.805	0.748	0.680	0.591	0.461
Cyclohexane ^{*)}	343.15	0.978	0.953	0.925	0.893	0.856	0.811	0.754	0.678	0.556
Ethylbenzene ^{*)}	398.15	0.974	0.945	0.912	0.875	0.831	0.779	0.713	0.625	0.491
Mesitylene ^{*)}	398.15	0.977	0.950	0.921	0.887	0.847	0.799	0.738	0.656	0.526
Toluene ^{*)}	343.15	0.970	0.936	0.899	0.857	0.808	0.751	0.682	0.591	0.456
<i>Cellulose Triacetate</i>										
Dichloromethane	298.15	0.979	0.956	0.930	0.899	0.863	0.819	0.762	0.683	0.554
Trichloromethane	298.15	0.978	0.953	0.924	0.892	0.853	0.806	0.747	0.665	0.533
<i>Dextran</i>										
Water	313.15	0.988	0.975	0.960	0.942	0.921	0.894	0.860	0.810	0.725
<i>Hydroxyethylcellulose</i>										
Water	368.15	0.988	0.974	0.958	0.939	0.915	0.884	0.841	0.775	0.650
<i>Hydroxypropylstarch</i>										
Water	293.15	0.989	0.977	0.963	0.947	0.927	0.903	0.872	0.827	0.749
<i>Nitrocellulose</i>										
Ethyl acetate	293.15	0.938	0.885	0.835	0.786	0.737	0.685	0.627	0.560	0.471
Ethyl formate	293.15	0.958	0.916	0.873	0.828	0.780	0.728	0.668	0.595	0.494
Ethyl propionate	293.15	0.941	0.889	0.839	0.789	0.739	0.685	0.625	0.555	0.460
Methyl acetate	293.15	0.890	0.820	0.763	0.711	0.660	0.609	0.554	0.490	0.406
2-Propanone	293.15	0.922	0.861	0.807	0.756	0.706	0.653	0.596	0.530	0.443
Propyl acetate	293.15	0.937	0.881	0.827	0.775	0.722	0.665	0.602	0.528	0.426
<i>Polybutadiene (random cis-trans-vinyl)</i>										
Benzene	298.15	0.964	0.925	0.884	0.839	0.788	0.731	0.663	0.578	0.455
Cyclohexane	298.15	0.974	0.945	0.913	0.876	0.833	0.782	0.719	0.635	0.507
Dichloromethane	298.15	0.951	0.902	0.852	0.800	0.745	0.684	0.616	0.532	0.415
Hexane	298.15	0.984	0.965	0.943	0.916	0.881	0.837	0.775	0.683	0.534
Tetrachloromethane	298.15	0.932	0.865	0.799	0.731	0.660	0.585	0.503	0.409	0.288
Toluene	298.15	0.969	0.935	0.898	0.856	0.809	0.754	0.688	0.603	0.476
Trichloromethane	298.15	0.925	0.855	0.788	0.720	0.650	0.578	0.498	0.406	0.289
<i>1,4-cis-Polybutadiene</i>										
Benzene	298.15	0.966	0.930	0.890	0.846	0.796	0.738	0.668	0.580	0.450
Cyclohexane	298.15	0.977	0.951	0.922	0.888	0.849	0.803	0.747	0.677	0.581
Dichloromethane	298.15	0.948	0.898	0.848	0.796	0.742	0.683	0.616	0.536	0.424
Hexane	298.15	0.983	0.963	0.941	0.916	0.886	0.850	0.804	0.741	0.639
Tetrachloromethane	298.15	0.936	0.871	0.805	0.736	0.665	0.588	0.505	0.409	0.287
Toluene	298.15	0.969	0.936	0.900	0.860	0.815	0.763	0.701	0.622	0.506
Trichloromethane	298.15	0.915	0.840	0.770	0.702	0.634	0.562	0.485	0.396	0.283
<i>Poly(butyl acrylate)</i>										
Benzene	298.15	0.964	0.926	0.887	0.845	0.799	0.749	0.691	0.619	0.519
Dichloromethane	298.15	0.868	0.801	0.744	0.690	0.636	0.577	0.511	0.430	0.318
Tetrachloromethane	298.15	0.932	0.868	0.805	0.742	0.677	0.607	0.529	0.438	0.317
Toluene	298.15	0.967	0.932	0.893	0.849	0.801	0.744	0.676	0.590	0.463
Trichloromethane	298.15	0.901	0.811	0.733	0.662	0.595	0.529	0.459	0.381	0.282
<i>Poly(butyl methacrylate)</i>										
Benzene	313.15	0.971	0.939	0.902	0.861	0.813	0.756	0.685	0.592	0.453
1-Butanol	313.15	0.991	0.980	0.968	0.953	0.936	0.914	0.885	0.842	0.762
2-Butanol	313.15	0.992	0.982	0.969	0.953	0.933	0.906	0.869	0.815	0.719
2-Butanone	313.15	0.982	0.963	0.940	0.914	0.884	0.846	0.799	0.732	0.623
Butyl acetate ^{*)}	308.15	0.982	0.961	0.936	0.908	0.875	0.836	0.789	0.730	0.652
Cyclohexane	313.15	0.985	0.968	0.948	0.925	0.899	0.866	0.823	0.764	0.666
Cyclopentane	313.15	0.984	0.965	0.944	0.918	0.886	0.846	0.792	0.714	0.579
Diethyl ether ^{*)}	298.15	0.987	0.973	0.956	0.937	0.914	0.885	0.848	0.795	0.703
1,4-Dimethylbenzene	333.15	0.971	0.940	0.905	0.866	0.822	0.770	0.706	0.622	0.497
Ethylbenzene	333.15	0.969	0.935	0.899	0.859	0.815	0.764	0.704	0.627	0.517
Methyl acetate	313.15	0.984	0.965	0.944	0.920	0.891	0.856	0.811	0.748	0.645

Polymer/ solvents	a_1 : T/K	0.1	0.2	0.3	0.4	0.5	0.6	0.7	0.8	0.9
Mass Fraction of the Polymer										
2-Methyl-1-propanol	333.15	0.988	0.974	0.958	0.940	0.919	0.893	0.860	0.815	0.744
Octane	313.15	0.988	0.974	0.959	0.942	0.921	0.896	0.865	0.823	0.758
1-Propanol	333.15	0.990	0.980	0.967	0.952	0.934	0.911	0.881	0.834	0.746
2-Propanol	313.15	0.991	0.981	0.970	0.956	0.939	0.918	0.889	0.845	0.755
2-Propanone	313.15	0.989	0.976	0.961	0.944	0.921	0.892	0.850	0.783	0.647
Propyl acetate	313.15	0.980	0.957	0.932	0.903	0.870	0.830	0.780	0.714	0.612
Toluene	313.15	0.971	0.939	0.903	0.863	0.818	0.764	0.698	0.613	0.485
<i>Poly(ϵ-caprolacton)</i>										
Tetrachloromethane ^{*)}	338.15	0.956	0.910	0.864	0.815	0.762	0.704	0.637	0.554	0.438
<i>Poly(dimethylsiloxane)</i>										
Chlorodifluoromethane	298.15	0.976	0.950	0.921	0.888	0.850	0.805	0.750	0.677	0.565
Cyclohexane	303.15	0.979	0.955	0.928	0.898	0.863	0.822	0.770	0.702	0.596
Hexane	303.15	0.982	0.962	0.939	0.912	0.880	0.842	0.793	0.724	0.611
Pentane	308.15	0.982	0.962	0.940	0.913	0.881	0.842	0.791	0.720	0.600
Pentane	423.15	0.984	0.966	0.946	0.922	0.893	0.858	0.813	0.749	0.641
<i>Poly(ethyl acrylate)</i>										
Benzene	298.15	0.970	0.939	0.904	0.866	0.823	0.774	0.716	0.641	0.533
Dichloromethane	298.15	0.900	0.830	0.768	0.709	0.648	0.584	0.512	0.427	0.313
Tetrachloromethane	298.15	0.950	0.900	0.848	0.794	0.736	0.672	0.598	0.509	0.385
Toluene	298.15	0.972	0.942	0.910	0.874	0.833	0.786	0.730	0.659	0.555
Trichloromethane	298.15	0.866	0.776	0.701	0.632	0.566	0.499	0.428	0.349	0.248
<i>Poly(ethylene oxide)</i>										
Benzene	323.15	0.972	0.942	0.908	0.869	0.824	0.771	0.706	0.620	0.490
2-Butanone	353.15	0.981	0.959	0.934	0.902	0.863	0.813	0.746	0.651	0.503
Cyclohexane	353.15	0.989	0.976	0.960	0.943	0.921	0.893	0.855	0.798	0.688
Methanol	303.15	0.964	0.927	0.887	0.844	0.797	0.744	0.682	0.604	0.494
2-Propanone	353.15	0.979	0.947	0.896	0.815	0.719	0.625	0.532	0.434	0.315
Water	293.15	0.977	0.951	0.923	0.890	0.852	0.806	0.748	0.671	0.550
<i>Poly(ethylenimine)</i>										
Water	353.15	0.975	0.947	0.917	0.883	0.845	0.801	0.748	0.680	0.581
<i>Poly(ethyl methacrylate)</i>										
Benzene	298.15	0.970	0.938	0.903	0.864	0.821	0.771	0.712	0.637	0.529
Dichloromethane	298.15	0.912	0.838	0.769	0.703	0.636	0.567	0.491	0.404	0.292
Tetrachloromethane	298.15	0.935	0.873	0.812	0.750	0.686	0.616	0.540	0.449	0.328
Toluene	298.15	0.974	0.945	0.913	0.877	0.836	0.787	0.727	0.647	0.527
Trichloromethane	298.15	0.859	0.760	0.678	0.604	0.533	0.464	0.392	0.313	0.217
<i>Polyisobutylene</i>										
Benzene	313.15	0.984	0.965	0.945	0.921	0.892	0.858	0.813	0.751	0.645
Cyclohexane	313.15	0.976	0.950	0.921	0.888	0.850	0.805	0.749	0.676	0.563
Cyclopentane	313.15	0.977	0.952	0.924	0.892	0.855	0.812	0.758	0.687	0.579
1,4-Dimethylbenzene	313.15	0.979	0.955	0.929	0.899	0.863	0.821	0.767	0.694	0.579
2,2-Dimethylbutane	298.15	0.983	0.964	0.942	0.917	0.887	0.852	0.806	0.743	0.640
Ethylbenzene	313.15	0.979	0.955	0.927	0.895	0.857	0.810	0.750	0.668	0.535
Heptane	298.15	0.983	0.964	0.942	0.917	0.887	0.851	0.804	0.741	0.637
Hexane	298.15	0.980	0.959	0.934	0.906	0.873	0.834	0.784	0.715	0.606
Octane	298.15	0.983	0.963	0.940	0.914	0.883	0.845	0.797	0.729	0.617
Tetrachloromethane	298.15	0.962	0.921	0.877	0.829	0.776	0.715	0.643	0.552	0.423
Toluene	313.15	0.984	0.966	0.944	0.918	0.884	0.840	0.779	0.688	0.537
Trichloromethane	298.15	0.969	0.935	0.899	0.858	0.813	0.761	0.698	0.619	0.503
2,4,4-Trimethylpentane	298.15	0.981	0.961	0.937	0.911	0.879	0.842	0.794	0.730	0.628
<i>1,4-cis-Polyisoprene</i>										
Benzene	313.15	0.982	0.962	0.937	0.908	0.873	0.827	0.766	0.679	0.537
2-Butanone	353.15	0.986	0.970	0.953	0.933	0.910	0.883	0.850	0.808	0.746
Cyclohexane	313.15	0.978	0.954	0.928	0.899	0.865	0.825	0.778	0.716	0.625
Dichloromethane	298.15	0.969	0.935	0.898	0.857	0.811	0.757	0.693	0.610	0.488
1,4-Dimethylbenzene	313.15	0.977	0.951	0.923	0.892	0.857	0.816	0.767	0.704	0.613

Polymer/ solvents	a_1 : T/K	0.1	0.2	0.3	0.4	0.5	0.6	0.7	0.8	0.9
Ethylbenzene	313.15	0.978	0.954	0.928	0.898	0.864	0.823	0.774	0.709	0.612
Methyl acetate	313.15	0.968	0.935	0.900	0.862	0.820	0.773	0.717	0.649	0.554
Octane	313.15	0.984	0.967	0.948	0.926	0.901	0.871	0.834	0.785	0.711
Propyl acetate	333.15	0.983	0.964	0.942	0.916	0.886	0.850	0.803	0.738	0.633
Tetrachloromethane	298.15	0.929	0.864	0.800	0.737	0.672	0.602	0.526	0.435	0.316
Toluene	313.15	0.978	0.954	0.927	0.898	0.865	0.827	0.782	0.725	0.645
Trichloromethane	298.15	0.930	0.867	0.807	0.747	0.685	0.620	0.547	0.462	0.346
<i>Poly(methyl acrylate)</i>										
Benzene	298.15	0.979	0.956	0.930	0.901	0.867	0.826	0.776	0.710	0.608
Dichloromethane	298.15	0.917	0.851	0.791	0.732	0.671	0.605	0.532	0.444	0.326
Tetrachloromethane	298.15	0.963	0.924	0.882	0.838	0.788	0.733	0.668	0.586	0.470
Toluene	298.15	0.981	0.960	0.936	0.909	0.878	0.840	0.792	0.727	0.626
Trichloromethane	298.15	0.912	0.830	0.753	0.678	0.603	0.527	0.446	0.357	0.248
<i>Poly(methyl methacrylate)</i>										
Benzene	298.15	0.982	0.961	0.938	0.912	0.881	0.843	0.795	0.729	0.622
2-Butanone ^{a)}	308.15	0.989	0.976	0.961	0.945	0.925	0.900	0.869	0.825	0.751
Cyclohexanone ^{a)}	323.15	0.978	0.954	0.928	0.899	0.866	0.827	0.781	0.723	0.640
Dichloromethane	298.15	0.939	0.882	0.825	0.766	0.704	0.637	0.560	0.468	0.343
Ethyl acetate ^{a)}	308.15	0.986	0.969	0.950	0.928	0.902	0.869	0.826	0.763	0.649
Toluene	298.15	0.981	0.959	0.935	0.908	0.877	0.841	0.795	0.736	0.646
Trichloromethane	298.15	0.924	0.848	0.771	0.694	0.616	0.536	0.451	0.358	0.246
<i>Poly(α-methylstyrene)</i>										
Cumene	338.15	0.984	0.965	0.944	0.918	0.887	0.848	0.796	0.721	0.593
α -Methylstyrene	338.15	0.978	0.954	0.927	0.896	0.859	0.816	0.761	0.687	0.570
<i>Poly(propylene oxide)</i>										
Benzene	333.15	0.967	0.932	0.893	0.850	0.801	0.744	0.675	0.588	0.460
Methanol	298.15	0.992	0.982	0.970	0.955	0.936	0.910	0.872	0.812	0.689
<i>Polystyrene</i>										
Benzene	333.15	0.978	0.953	0.924	0.891	0.852	0.804	0.742	0.657	0.521
2-Butanone ^{a)}	298.15	0.986	0.971	0.954	0.935	0.912	0.885	0.851	0.804	0.724
Cyclohexane	313.15	0.990	0.978	0.965	0.949	0.931	0.908	0.877	0.833	0.754
Cyclohexanone ^{a)}	313.15	0.970	0.937	0.900	0.858	0.810	0.753	0.684	0.593	0.459
Dichloromethane	298.15	0.949	0.899	0.849	0.797	0.743	0.684	0.617	0.536	0.423
1,3-Dimethylbenzene ^{a)}	323.15	0.980	0.956	0.926	0.891	0.846	0.791	0.723	0.638	0.524
1,4-Dimethylbenzene	423.15	0.974	0.944	0.911	0.872	0.826	0.770	0.698	0.601	0.452
Ethyl acetate ^{a)}	313.15	0.976	0.948	0.918	0.882	0.841	0.791	0.728	0.642	0.507
Hexane	423.15	0.980	0.958	0.933	0.904	0.869	0.827	0.772	0.697	0.574
2-Propanone	323.15	0.991	0.980	0.969	0.955	0.938	0.918	0.892	0.854	0.788
Propyl acetate	343.15	0.983	0.965	0.943	0.919	0.891	0.858	0.815	0.758	0.667
Tetrachloromethane	298.15	0.961	0.917	0.869	0.814	0.751	0.678	0.592	0.486	0.344
Toluene	313.15	0.981	0.959	0.933	0.901	0.861	0.809	0.738	0.638	0.481
Trichloromethane	298.15	0.949	0.898	0.847	0.793	0.736	0.675	0.604	0.519	0.400
<i>Poly(tetramethylene glycol)</i>										
Methanol	303.15	0.981	0.961	0.938	0.913	0.883	0.849	0.806	0.751	0.671
<i>Poly(vinyl acetate)</i>										
Benzene	313.15	0.985	0.967	0.945	0.919	0.886	0.844	0.784	0.696	0.548
1-Butanol	313.15	0.992	0.982	0.971	0.958	0.942	0.923	0.896	0.856	0.779
2-Butanol	313.15	0.987	0.972	0.956	0.937	0.915	0.889	0.856	0.813	0.747
2-Butanone	313.15	0.980	0.958	0.934	0.906	0.873	0.835	0.787	0.724	0.626
1,2-Dichloroethane ^{a)}	300.15	0.955	0.906	0.851	0.790	0.722	0.644	0.556	0.450	0.315
1,4-Dimethylbenzene	313.15	0.990	0.978	0.964	0.948	0.928	0.903	0.868	0.814	0.705
Ethylbenzene	313.15	0.990	0.979	0.966	0.950	0.932	0.910	0.880	0.836	0.759
Methanol	333.15	0.990	0.978	0.965	0.949	0.931	0.908	0.877	0.834	0.757
Methyl acetate	313.15	0.976	0.949	0.919	0.886	0.849	0.805	0.752	0.684	0.583
2-Methyl-1-propanol	353.15	0.984	0.966	0.946	0.924	0.899	0.868	0.832	0.784	0.715
1-Propanol	353.15	0.987	0.972	0.955	0.936	0.914	0.888	0.856	0.815	0.753
2-Propanol	353.15	0.988	0.974	0.958	0.940	0.919	0.894	0.863	0.820	0.754

Polymer/ solvents	a_A : T/K	0.1	0.2	0.3	0.4	0.5	0.6	0.7	0.8	0.9
2-Propanone	333.15	0.983	0.963	0.940	0.913	0.880	0.838	0.784	0.707	0.578
Propyl acetate	333.15	0.979	0.955	0.930	0.901	0.869	0.831	0.786	0.728	0.645
Tetrahydrofuran	323.15	0.973	0.943	0.911	0.874	0.831	0.781	0.720	0.640	0.519
Toluene	333.15	0.983	0.965	0.944	0.920	0.891	0.857	0.815	0.756	0.664
<i>Poly(vinyl chloride)</i>										
2-Butanone ^{*)}	313.15	0.976	0.949	0.920	0.887	0.849	0.804	0.749	0.676	0.566
Cyclohexanone ^{*)}	333.15	0.971	0.934	0.889	0.839	0.781	0.714	0.635	0.536	0.397
<i>Poly(vinyl methyl ether)</i>										
Benzene ^{*)}	298.15	0.969	0.935	0.897	0.855	0.807	0.751	0.683	0.596	0.466
Chlorobenzene ^{*)}	343.15	0.972	0.941	0.906	0.867	0.822	0.769	0.705	0.620	0.494
1,2-Dimethylbenzene ^{*)}	363.15	0.973	0.943	0.910	0.871	0.826	0.772	0.705	0.616	0.478
Ethylbenzene ^{*)}	343.15	0.978	0.954	0.927	0.895	0.857	0.811	0.753	0.672	0.542
Propylbenzene ^{*)}	373.15	0.977	0.951	0.923	0.890	0.852	0.808	0.752	0.678	0.563
<i>Poly(4-vinylpyridine)</i>										
Methanol	343.15	0.986	0.971	0.953	0.931	0.905	0.871	0.825	0.756	0.627
2-Propanol	343.15	0.989	0.977	0.964	0.948	0.928	0.904	0.872	0.826	0.743
<i>Poly(1-vinyl-2-pyrrolidinone)</i>										
Water	368.15	0.984	0.966	0.946	0.924	0.899	0.870	0.835	0.790	0.727
<i>Starch (amorphous)</i>										
Water	383.15	0.991	0.981	0.970	0.956	0.939	0.918	0.889	0.845	0.754
<i>Styrene/Methyl methacrylate Copolymer (41.45 wt% Styrene)</i>										
Benzene ^{*)}	308.15	0.982	0.963	0.940	0.913	0.881	0.841	0.789	0.716	0.590
<i>Vinyl acetate/Vinyl chloride Copolymer (12 wt% Vinyl acetate)</i>										
Benzene	398.15	0.976	0.949	0.918	0.883	0.841	0.791	0.728	0.643	0.509
Chlorobenzene	398.15	0.984	0.965	0.944	0.920	0.891	0.856	0.810	0.746	0.638
1,4-Dimethylbenzene	398.15	0.989	0.977	0.963	0.946	0.926	0.899	0.863	0.807	0.692
Ethylbenzene	398.15	0.989	0.976	0.961	0.944	0.924	0.899	0.866	0.818	0.735
Octane	398.15	0.992	0.982	0.971	0.958	0.942	0.922	0.893	0.847	0.739

^{*)} $a_A = P_A / P_A^S$

SPECIFIC ENTHALPIES OF SOLUTION OF POLYMERS AND COPOLYMERS

Christian Wohlfarth

Enthalpies of solution or mixing, expressed as the enthalpy change per unit mass of polymer, are given in the table at infinite dilution, i.e., a very small amount of polymer and a large excess of solvent were mixed isothermally to form a homogeneous solution. By thermodynamics, $\Delta_{\text{sol}}H_{\text{B}}^{\infty}$ or $\Delta_{\text{M}}H_{\text{B}}^{\infty}$ are obtained from the following derivatives:

$$\Delta_{\text{sol}}H_{\text{B}}^{\infty} = \lim_{m_{\text{B}} \rightarrow 0} (\partial \Delta_{\text{sol}}h / \partial m_{\text{B}})_{P,T,m_{j \neq \text{B}}} \quad (1)$$

$$\Delta_{\text{M}}H_{\text{B}}^{\infty} = \lim_{m_{\text{B}} \rightarrow 0} (\partial \Delta_{\text{M}}h / \partial m_{\text{B}})_{P,T,m_{j \neq \text{B}}} \quad (2)$$

with a unit of J/g. Thus, they are the partial specific enthalpies of solution or mixing of the polymer B at infinite dilution where $\Delta_{\text{sol}}h$ or $\Delta_{\text{M}}h$ is the extensive enthalpy of the solution or mixing process.

The state of the polymer before dissolution can significantly affect the enthalpy of solution. The dissolving of a semicrystalline polymer requires an additional amount of heat associated with the disordering of crystalline regions. Consequently, its enthalpy of

solution is usually positive and depends on the degree of crystallinity of the given polymer sample. An amorphous polymer below its glass transition temperature, T_{g} (see the T_{g} -table of this Section), often dissolves with the release of heat. The enthalpy of solution of a glassy polymer is additionally dependent to some extent on the thermal history of the glass-forming process. An amorphous polymer above T_{g} can show endothermic or exothermic dissolution behavior depending on the nature of the solvent and the interaction energies involved as is the case for any enthalpy of mixing. This enthalpy of mixing is then independent of any crystalline or glassy aspects of the polymer. It can be obtained without difficulties for liquid/molten polymers mixed with a solvent. Therefore, the enthalpies given in the table are either enthalpies of solution or enthalpies of mixing, depending on the state of the polymer.

The enthalpies depend on temperature and molar mass. The necessary molar mass information for a system is provided in the table (if available) by the corresponding number average, M_{n} , mass average, M_{w} , or viscosity average, $M_{\text{\eta}}$, values of the polymer as given in the original sources. Outside the oligomer range, specific enthalpies of solution or mixing do not remarkably depend on molar mass, however. More enthalpy data of polymer-solvent systems can be found in Ref. 106.

Polymer	$M_{\text{n}}/$ g/mol	$M_{\text{w}}/$ g/mol	$M_{\text{\eta}}/$ g/mol	Solvent	T/K	$\Delta H_{\text{B}}^{\infty}/$ J/g	Ref.
<i>Acrylonitrile/butadiene copolymer</i>							
(18 wt% Acrylonitrile)				Benzene	298.15	0.0	18
(26 wt% Acrylonitrile)				Benzene	298.15	-1.9	18
(40 wt% Acrylonitrile)				Benzene	298.15	-2.9	18
<i>Acrylonitrile/isoprene copolymer</i>							
(15 mol% Isoprene)				<i>N,N</i> -Dimethylformamide	323.15	-32	66
<i>Acrylonitrile/vinyl chloride copolymer</i>							
(13 wt% Acrylonitrile)				<i>N,N</i> -Dimethylformamide	293.15	-38	35
(13 wt% Acrylonitrile)				<i>N,N</i> -Dimethylformamide	308.15	-22	35
(13 wt% Acrylonitrile)				<i>N,N</i> -Dimethylformamide	323.15	-18	35
(13 wt% Acrylonitrile)				<i>N,N</i> -Dimethylformamide	338.15	-15	35
(13 wt% Acrylonitrile)				<i>N,N</i> -Dimethylformamide	353.15	-12	35
(29 wt% Acrylonitrile)				<i>N,N</i> -Dimethylformamide	295.15	-42	35
(29 wt% Acrylonitrile)				<i>N,N</i> -Dimethylformamide	308.15	-27	35
(29 wt% Acrylonitrile)				<i>N,N</i> -Dimethylformamide	323.15	-21	35
(29 wt% Acrylonitrile)				<i>N,N</i> -Dimethylformamide	338.15	-19	35
(29 wt% Acrylonitrile)				<i>N,N</i> -Dimethylformamide	353.15	-16	35
(40 wt% Acrylonitrile)				<i>N,N</i> -Dimethylformamide	295.15	-47	35
(40 wt% Acrylonitrile)				<i>N,N</i> -Dimethylformamide	308.15	-30	35
(40 wt% Acrylonitrile)				<i>N,N</i> -Dimethylformamide	323.15	-28	35
(40 wt% Acrylonitrile)				<i>N,N</i> -Dimethylformamide	338.15	-18	35
(40 wt% Acrylonitrile)				<i>N,N</i> -Dimethylformamide	353.15	-17	35
<i>Benzylcellulose</i>							
				Benzene	298.15	-11	8
				Cyclohexanone	298.15	-15	25
				Trichloromethane	298.15	-38	25

Polymer	M_n / g/mol	M_w / g/mol	M_v / g/mol	Solvent	T /K	ΔH_B^∞ / J/g	Ref.
<i>Bisphenol A-isophthaloyl chloride/terephthaloyl chloride</i>							
(50/50 Iso/terephthaloyl chloride)				<i>N,N</i> -Dimethylacetamide	298.15	-56	69
(50/50 Iso/terephthaloyl chloride)				1,1,2,2-Tetrachloroethane	298.15	+72	69
<i>Butadiene/styrene copolymer</i>							
(10 wt% Styrene)				Benzene	293.65	4.9	17
(30 wt% Styrene)				Benzene	293.65	3.0	17
(30 wt% Styrene)				Benzene	298.15	3.0	25
(50 wt% Styrene)				Benzene	293.65	1.8	17
(60 wt% Styrene)				Benzene	293.65	0.0	17
(70 wt% Styrene)				Benzene	293.65	0.0	17
(75 wt% Styrene)				Benzene	298.15	1.5	7
(80 wt% Styrene)				Benzene	293.65	-0.6	17
(90 wt% Styrene)				Benzene	293.65	-4.9	17
<i>Butyl methacrylate/isobutyl methacrylate copolymer (50 wt%/50 wt%)</i>							
Glass		150000		Cyclohexanone	303.15	5.9	98
Liquid		150000		Cyclohexanone	303.15	14.0	98
<i>Butyl methacrylate/methyl methacrylate copolymer (45 wt%/55 wt%)</i>							
Glass	107000	250000		Cyclohexanone	304.15	-5.4	99
Liquid	107000	250000		Cyclohexanone	304.15	+9.1	99
<i>Cellulose acetate</i>							
(52.2 wt% Acetate)				Formic acid	298.15	-30	10
(55.8 wt% Acetate)				Formic acid	298.15	-44	10
(52.5 wt% Acetate)				Methyl acetate	298.15	-80	1
(48 wt% Acetate)				2-Propanone	298.15	-35	25
(52.2 wt% Acetate)				2-Propanone	298.15	-30	10
(55.8 wt% Acetate)				2-Propanone	298.15	-26	10
(56 wt% Acetate)				2-Propanone	298.15	-45	25
(56 wt% Acetate)				2-Propanone	298.15	-30	4
<i>Cellulose triacetate</i>							
				2-Propanone	298.15	-29	4
				Trichloromethane	298.15	-47	4
<i>Dextran</i>							
	8200	10400		Dimethylsulfoxide	298.15	-185	75
	75900	101000		Dimethylsulfoxide	298.15	-187	70
	75900	101000		1,2-Ethanediol	298.15	-98	70
	75900	101000		Formamide	298.15	-228	70
	8200	10400		Water	298.15	-140	75
	75900	101000		Water	298.15	-150	75
(amorph)				Water	298.15	-123	65
<i>Ethylene/propylene copolymer</i>							
(33 mol% Ethylene)				Cyclohexane	298.15	1.4	74
(63 mol% Ethylene)				Cyclohexane	298.15	8.1	74
(75 mol% Ethylene)				Cyclohexane	298.15	11.8	74
(33 mol% Ethylene)				Cyclooctane	298.15	1.2	74

Polymer	M_n / g/mol	M_w / g/mol	M_v / g/mol	Solvent	T/K	ΔH_B^∞ / J/g	Ref.
(63 mol% Ethylene)				Cyclooctane	298.15	6.9	74
(75 mol% Ethylene)				Cyclooctane	298.15	8.6	74
(33 mol% Ethylene)				Cyclopentane	298.15	-3.5	74
(63 mol% Ethylene)				Cyclopentane	298.15	1.1	74
(33 mol% Ethylene)				<i>cis</i> -Decahydronaphthalene	298.15	-2.4	74
(63 mol% Ethylene)				<i>cis</i> -Decahydronaphthalene	298.15	2.4	74
(75 mol% Ethylene)				<i>cis</i> -Decahydronaphthalene	298.15	3.9	74
(33 mol% Ethylene)				<i>trans</i> -Decahydronaphthalene	298.15	-4.8	74
(63 mol% Ethylene)				<i>trans</i> -Decahydronaphthalene	298.15	-1.3	74
(75 mol% Ethylene)				<i>trans</i> -Decahydronaphthalene	298.15	-0.3	74
(63 mol% Ethylene)				3,3-Diethylpentane	298.15	-1.4	74
(75 mol% Ethylene)				3,3-Diethylpentane	298.15	<0.1	74
(63 mol% Ethylene)				2,2-Dimethylpentane	298.15	5.3	74
(75 mol% Ethylene)				2,2-Dimethylpentane	298.15	2.3	74
(63 mol% Ethylene)				2,3-Dimethylpentane	298.15	0.7	74
(75 mol% Ethylene)				2,3-Dimethylpentane	298.15	0.4	74
(33 mol% Ethylene)				2,4-Dimethylpentane	298.15	-1.2	74
(63 mol% Ethylene)				2,4-Dimethylpentane	298.15	3.0	74
(75 mol% Ethylene)				2,4-Dimethylpentane	298.15	0.2	74
(33 mol% Ethylene)				3,3-Dimethylpentane	298.15	-2.7	74
(63 mol% Ethylene)				3,3-Dimethylpentane	298.15	0.3	74
(33 mol% Ethylene)				Dodecane	298.15	-0.1	73
(63 mol% Ethylene)				Dodecane	298.15	0.8	73
(75 mol% Ethylene)				Dodecane	298.15	-4.0	73
(63 mol% Ethylene)				3-Ethylpentane	298.15	2.6	74
(75 mol% Ethylene)				3-Ethylpentane	298.15	-0.6	74
(33 mol% Ethylene)				2,2,4,4,6,8,8- Heptamethylnonane	298.15	-0.5	73
(63 mol% Ethylene)				2,2,4,4,6,8,8- Heptamethylnonane	298.15	2.2	73
(75 mol% Ethylene)				2,2,4,4,6,8,8- Heptamethylnonane	298.15	-0.9	73
(33 mol% Ethylene)				Hexadecane	298.15	0.7	73
(63 mol% Ethylene)				Hexadecane	298.15	-1.1	73
(75 mol% Ethylene)				Hexadecane	298.15	-4.6	73
(63 mol% Ethylene)				3-Methylhexane	298.15	0.7	74
(75 mol% Ethylene)				3-Methylhexane	298.15	1.7	74
(33 mol% Ethylene)				Octane	298.15	-1.6	73
(63 mol% Ethylene)				Octane	298.15	3.6	73
(75 mol% Ethylene)				Octane	298.15	0.3	73
(33 mol% Ethylene)				2,2,4,6,6-Pentamethylheptane	298.15	-0.3	73
(63 mol% Ethylene)				2,2,4,6,6-Pentamethylheptane	298.15	3.6	73
(75 mol% Ethylene)				2,2,4,6,6-Pentamethylheptane	298.15	0.0	73
(63 mol% Ethylene)				2,2,4,4-Tetramethylpentane	298.15	2.7	74
(75 mol% Ethylene)				2,2,4,4-Tetramethylpentane	298.15	3.1	74
(33 mol% Ethylene)				2,2,4-Trimethylpentane	298.15	-0.2	73
(63 mol% Ethylene)				2,2,4-Trimethylpentane	298.15	1.9	73
(75 mol% Ethylene)				2,2,4-Trimethylpentane	298.15	3.5	73

Polymer	M_n / g/mol	M_w / g/mol	M_v / g/mol	Solvent	T/K	ΔH_B^∞ / J/g	Ref.
<i>Ethylene/vinylacetate copolymer</i>							
(85 wt% Vinyl acetate)				Cyclopentanone	298.15	-0.5	104
(70 wt% Vinyl acetate)		220000		Tetrahydrofuran	304.65	-1.3	93
<i>Gelatine</i>							
				Water	293.15	-92	29
				Water	323.15	-63	29
<i>Guttapercha</i>							
				Trichloromethane	303.15	47	22
<i>Isobutyl methacrylate/methyl methacrylate copolymer (51 wt%/49 wt%)</i>							
Glass		150000		Cyclohexanone	303.15	-11	98
Liquid		150000		Cyclohexanone	303.15	15	98
<i>Natural rubber</i>							
				Benzene	298.15	10	25
				Benzene	298.15	12	20
<i>Nitrocellulose</i>							
			16600	2-Butanone	298.15	-80	4
			23000	2-Butanone	298.15	-81	4
			40000	2-Butanone	298.15	-81	4
				Butyl acetate	293.15	-75	23
				Butyl acetate	298.15	-75	23
				Butyl acetate	298.15	-73	26
				Butyl acetate	303.15	-75	23
				Butyl acetate	308.15	-71	23
				Butyl acetate	313.15	-65	23
				Butyl acetate	313.15	-67	26
				Butyl acetate	318.15	-59	23
				Butyl acetate	323.15	-54	23
				Butyl acetate	328.15	-50	23
				Butyl acetate	333.15	-59	26
				Butyl acetate	343.15	-55	26
				Butyl acetate	353.15	-47	26
				Diethyl ether	295.15	-62	3
				Dibutyl phthalate	273.15	-45	26
				Dibutyl phthalate	298.15	-46	26
				Dibutyl phthalate	313.15	-46	26
				Dibutyl phthalate	333.15	-42	26
				Ethanol	295.15	-46	3
				Ethyl acetate	293.15	-76	23
				Ethyl acetate	298.15	-75	23
				Ethyl acetate	303.15	-69	23
				Ethyl acetate	308.15	-61	23
				Ethyl acetate	313.15	-54	23
				Ethyl acetate	318.15	-50	23
				Ethyl acetate	323.15	-50	23
				Ethyl acetate	328.15	-50	23
				Methanol	293.15	-69	23

Polymer	M_n / g/mol	M_w / g/mol	M_v / g/mol	Solvent	T/K	ΔH_B^∞ / J/g	Ref.
				Methanol	298.15	-56	23
				Methanol	303.15	-50	23
				Methanol	308.15	-50	23
				Methanol	313.15	-50	23
				Methanol	318.15	-50	23
				Methanol	323.15	-50	23
				Methanol	328.15	-50	23
				2,4-Pentanedione	298.15	-74	4
				2-Pentanone	298.15	-64	4
				2-Propanone	273.15	-75	26
				2-Propanone	293.15	-75	23
				2-Propanone	298.15	-83	2
				2-Propanone	298.15	-68	4
				2-Propanone	298.15	-71	8
				2-Propanone	298.15	-74	23
				2-Propanone	298.15	-79	25
				2-Propanone	298.15	-75	26
				2-Propanone	303.15	-60	23
				2-Propanone	308.15	-51	23
				2-Propanone	313.15	-50	23
				2-Propanone	313.15	-65	26
				2-Propanone	318.15	-50	23
				2-Propanone	323.15	-50	23
				2-Propanone	323.15	-50	26
				2-Propanone	328.15	-50	23
				Pyridine	298.15	-106	2
				Tri(4-methylphenyl) phosphate	298.15	-16	26
				Tri(4-methylphenyl) phosphate	313.15	-28	26
				Tri(4-methylphenyl) phosphate	333.15	-41	26
				Tri(4-methylphenyl) phosphate	343.15	-44	26
				Tri(4-methylphenyl) phosphate	353.15	-47	26
<i>Nylon-6 (unoriented)</i>				Formic acid	295.15	-53	24
				Tricresol	323.55	-66	22
				Tricresol	345.55	-66	22
<i>Poly(acrylonitrile)</i>				Benzene	298.15	0.0	18
				<i>N,N</i> -Dimethylformamide	295.15	-23	35
				<i>N,N</i> -Dimethylformamide	298.15	-21	18
				<i>N,N</i> -Dimethylformamide	298.15	-43	42
				<i>N,N</i> -Dimethylformamide	308.15	-17	35
				<i>N,N</i> -Dimethylformamide	323.15	-13	35

Polymer	M_n / g/mol	M_w / g/mol	M_v / g/mol	Solvent	T/K	ΔH_B^∞ / J/g	Ref.
				<i>N,N</i> -Dimethylformamide	323.15	-15	66
				<i>N,N</i> -Dimethylformamide	338.15	-10	35
				Dimethylsulfoxide	298.15	-70	42
<i>Poly(γ-benzyl-L-glutamate)</i>							
		160000		Dichloroacetic acid	303.15	-35	46
		160000		1,2-Dichloroethane	303.15	-1.6	46
<i>Polybutadiene</i>							
				Benzene	298.15	6.1	7
				Benzene	298.15	7.1	25
				Benzene	298.15	10.5	32
				2,2,4-Trimethylpentane	298.15	1.1	32
<i>1,4-cis-Polybutadiene</i>							
	low			Cyclohexane	298.15	5.4	74
	low			Cyclooctane	298.15	5.8	74
	low			Cyclopentane	298.15	<0.1	74
	low			<i>cis</i> -Decahydronaphthalene	298.15	4.2	74
	low			<i>trans</i> -Decahydronaphthalene	298.15	2.6	74
	low			3,3-Diethylpentane	298.15	5.2	74
	low			2,2-Dimethylpentane	298.15	4.1	74
	low			2,3-Dimethylpentane	298.15	4.5	74
	low			2,4-Dimethylpentane	298.15	3.2	74
	low			3,3-Dimethylpentane	298.15	3.2	74
	low			Dodecane	298.15	4.2	74
	low			3-Ethylpentane	298.15	3.7	74
	low			2,2,4,4,6,8,8-Heptamethylnonane	298.15	4.8	74
	low			Hexadecane	298.15	4.9	74
	low			3-Methylhexane	298.15	3.6	74
	low			Octane	298.15	4.3	74
	low			2,2,4,6,6-Pentamethylheptane	298.15	5.0	74
	low			2,2,4,4-Tetramethylpentane	298.15	5.8	74
	low			2,3,3,4-Tetramethylpentane	298.15	5.1	74
<i>Poly(1-butene)</i>							
			20000	Cyclohexane	298.15	1.0	74
			20000	Cyclooctane	298.15	1.8	74
			20000	Cyclopentane	298.15	-2.9	74
			20000	<i>cis</i> -Decahydronaphthalene	298.15	<0.1	74
			20000	<i>trans</i> -Decahydronaphthalene	298.15	-2.0	74
			20000	Decane	298.15	1.2	62
			20000	3,3-Diethylpentane	298.15	-2.6	74
			20000	2,2-Dimethylpentane	298.15	-4.0	74
			20000	2,3-Dimethylpentane	298.15	-2.8	74
			20000	2,4-Dimethylpentane	298.15	-2.3	74
			20000	3,3-Dimethylpentane	298.15	-2.2	74
			20000	Dodecane	298.15	2.1	74

Polymer	M_n / g/mol	M_w / g/mol	M_v / g/mol	Solvent	T/K	ΔH_B^∞ / J/g	Ref.
			20000	3-Ethylpentane	298.15	-2.8	74
			20000	Heptane	298.15	0.0	73
			20000	Hexadecane	298.15	3.0	62
			20000	Hexane	298.15	-1.2	62
			20000	3-Methylhexane	298.15	-2.1	74
			20000	Nonane	298.15	0.9	73
			20000	Octane	298.15	0.4	73
			20000	2,2,4,6,6-Pentamethylheptane	298.15	0.6	73
			20000	Pentane	298.15	-2.6	62
			20000	Tetradecane	298.15	2.7	62
			20000	2,2,4,4-Tetramethylpentane	298.15	-1.4	74
			20000	2,3,3,4-Tetramethylpentane	298.15	-2.2	74
			20000	2,2,4-Trimethylpentane	298.15	-0.5	73
<i>Poly(butyl acrylate)</i>							
				2-Propanone	298.15	0.8	25
<i>Poly(butyl methacrylate)</i>							
Glass	91300	210000		Cyclohexanone	304.15	7.7	99
Liquid	91300	210000		Cyclohexanone	304.15	8.2	99
				2-Propanone	298.15	19.5	25
<i>Polychloroprene</i>							
				Benzene	298.15	0.5	7
<i>Poly(2,6-dimethyl phenylene oxide)</i>							
	17000	46400		1,2-Dichlorobenzene	303.05	55	89
<i>Poly(dimethylsiloxane)</i>							
	13000			Benzene	298.15	11.2	50
			20000	Benzene	298.15	13.5	61
			100000	Benzene	298.15	14.2	40
			170000	Bromocyclohexane	303.15	10.2	51
			80000	2-Butanone	293.15	14.4	77
	30900			2-Butanone	303.15	14.2	44
			170000	2-Butanone	303.15	14.7	51
			80000	2-Butanone	308.15	14.3	77
			80000	2-Butanone	323.15	14.3	77
			80000	Butyl acetate	298.15	6.1	41
			80000	Butyl propanoate	298.15	4.9	41
			100000	Chlorobenzene	298.15	7.5	40
	13000			Cyclohexane	298.15	3.0	50
			20000	Cyclohexane	298.15	5.2	74
			100000	Cyclohexane	298.15	5.2	40
			20000	Cyclooctane	298.15	6.8	74
			20000	Cyclopentane	298.15	1.0	74
			20000	<i>cis</i> -Decahydronaphthalene	298.15	7.1	74
			20000	<i>trans</i> -Decahydronaphthalene	298.15	4.3	74
			20000	Decamethyltetrasiloxane	297.65	0.45	37
			20000	Decane	298.15	3.8	37
			20000	Decane	298.15	3.9	61

Polymer	M_n / g/mol	M_w / g/mol	M_v / g/mol	Solvent	T/K	ΔH_B^∞ / J/g	Ref.
			80000	Decane	298.15	3.8	41
			80000	Decyl acetate	298.15	4.5	41
			80000	Dibutyl ether	298.15	0.6	41
			80000	Diethoxymethane	298.15	1.8	41
			80000	Diethyl ether	298.15	-1.3	41
			20000	3,3-Diethylpentane	298.15	1.9	74
			80000	Dihexyl ether	298.15	3.0	41
			80000	1,2-Dimethoxyethane	298.15	12.2	41
			80000	Dimethoxymethane	298.15	7.4	41
	13000			1,2-Dimethylbenzene	298.15	4.3	50
	13000			1,3-Dimethylbenzene	298.15	3.0	50
	13000			1,4-Dimethylbenzene	298.15	3.2	50
			20000	1,4-Dimethylbenzene	298.15	4.2	61
			80000	2,6-Dimethyl-4-heptanone	293.15	6.1	77
			20000	2,2-Dimethylpentane	298.15	0.8	74
			20000	2,3-Dimethylpentane	298.15	1.4	74
			20000	2,4-Dimethylpentane	298.15	1.6	74
			20000	3,3-Dimethylpentane	298.15	0.5	74
			80000	Dipentyl ether	298.15	2.1	41
			80000	Dipropyl ether	298.15	-1.2	41
			20000	Dodecamethylpentasiloxane	297.65	-0.3	37
			20000	Dodecane	297.65	4.5	37
			20000	Dodecane	298.15	4.4	73
			80000	Dodecane	298.15	4.5	41
			80000	Ethyl acetate	298.15	12.7	41
			170000	Ethyl acetate	303.15	13.7	51
	13000			Ethylbenzene	298.15	6.4	50
			20000	Ethylbenzene	298.15	6.2	61
			80000	Ethyl butanoate	298.15	6.0	41
			80000	Ethyl decanoate	298.15	3.8	41
			80000	Ethyl dodecanoate	298.15	3.8	41
			80000	Ethyl heptanoate	298.15	4.1	41
			80000	Ethyl hexanoate	298.15	4.3	41
			80000	Ethyl nonanoate	298.15	3.7	41
			80000	Ethyl octanoate	298.15	3.8	41
			20000	3-Ethylpentane	298.15	0.6	74
			80000	Ethyl propanoate	298.15	8.0	41
			20000	2,2,4,4,6,8,8-Heptamethylnonane	298.15	3.5	74
	13000			Heptane	298.15	1.8	50
			20000	Heptane	298.15	1.9	73
			20000	Heptane	297.65	2.0	37
			20000	Heptane	298.15	2.0	61
			80000	Heptane	298.15	2.0	41
			100000	Heptane	298.15	2.1	40
			170000	Heptane	303.15	1.9	51
			80000	3-Heptanone	308.15	8.8	77
			80000	3-Heptanone	323.15	8.8	77

Polymer	M_n / g/mol	M_w / g/mol	M_v / g/mol	Solvent	T/K	ΔH_B^∞ / J/g	Ref.
			20000	Hexadecane	297.65	5.5	37
			20000	Hexadecane	298.15	5.5	73
			20000	Hexamethyldisiloxane	298.15	-1.2	37
			20000	Hexamethyldisiloxane	298.15	-1.6	61
			170000	Hexamethyldisiloxane	303.15	-1.5	51
			20000	Hexane	297.65	0.7	37
			20000	Hexane	298.15	0.7	61
			80000	Hexane	298.15	0.7	41
			170000	Hexane	303.15	0.3	51
			80000	Hexyl acetate	298.15	5.0	41
	13000			Isopropylbenzene	298.15	4.1	50
			80000	Methyl butanoate	298.15	8.6	41
	13000			Methylcyclohexane	298.15	2.9	50
			100000	Methylcyclohexane	298.15	1.9	40
			80000	Methyl decanoate	298.15	4.8	41
			20000	3-Methylhexane	298.15	1.3	74
			80000	Methyl hexanoate	298.15	5.3	41
			80000	Methyl octanoate	298.15	5.0	41
			80000	4-Methyl-2-pentanone	293.15	9.9	77
			80000	4-Methyl-2-pentanone	308.15	9.0	77
			80000	Methyl propanoate	298.15	12.1	41
			20000	Nonane	297.65	3.4	37
			20000	Nonane	298.15	3.3	73
			80000	Nonane	298.15	3.4	41
			80000	Octamethylcyclotetrasiloxane	293.15	-0.4	78
			20000	Octamethyltrisiloxane	297.65	-0.6	37
			20000	Octamethyltrisiloxane	298.15	-0.8	61
			170000	Octamethyltrisiloxane	303.15	-1.0	51
			20000	Octane	297.65	2.6	37
			20000	Octane	298.15	2.4	73
			20000	Octane	298.15	2.6	61
			80000	Octane	298.15	2.6	41
			20000	2,2,4,6,6-Pentamethylheptane	298.15	2.7	73
			20000	Pentane	298.15	-0.9	37
			20000	Pentane	298.15	-0.9	61
			80000	Pentane	298.15	-1.0	41
			80000	Pentyl acetate	298.15	5.8	41
			80000	Pentyl propanoate	298.15	3.8	41
			80000	Propyl acetate	298.15	8.6	41
			170000	Propyl acetate	303.15	9.9	51
			80000	Propyl propanoate	298.15	5.6	41
			100000	Tetrachloromethane	298.15	2.4	40
			20000	Tetradecane	297.65	5.1	37
			20000	Tetradecane	298.15	5.1	61
			80000	Tetradecane	298.15	5.1	41
			20000	2,2,4,4-Tetramethylpentane	298.15	2.1	73
			20000	2,2,4,4-Tetramethylpentane	298.15	2.3	74

Polymer	M_n / g/mol	M_w / g/mol	M_v / g/mol	Solvent	T/K	ΔH_B^∞ / J/g	Ref.
			20000	2,3,3,4-Tetramethylpentane	298.15	1.9	74
	13000			Toluene	298.15	5.5	50
			20000	Toluene	298.15	6.7	61
			20000	Tridecane	297.65	4.8	37
			80000	Tridecane	298.15	4.8	41
	13000			1,3,5-Trimethylbenzene	298.15	3.7	50
			20000	2,2,4-Trimethylpentane	298.15	1.4	73
			20000	Undecane	297.65	4.2	37
			80000	Undecane	298.15	4.3	41
<i>Polyethylene</i>							
Semicrystalline		65000		1-Chloronaphthalene	373.15	780	47
Semicrystalline		65000		1-Chloronaphthalene	383.15	980	47
Semicrystalline		65000		1-Chloronaphthalene	393.15	800	47
Liquid		65000		1-Chloronaphthalene	403.15	49	47
Semicrystalline		144000		1-Chloronaphthalene	383.15	920	47
Semicrystalline		144000		1-Chloronaphthalene	393.15	990	47
Semicrystalline		144000		1-Chloronaphthalene	403.15	690	47
Liquid		144000		1-Chloronaphthalene	413.15	67	47
Liquid		144000		1-Chloronaphthalene	423.15	85	47
Semicrystalline		670000		1-Chloronaphthalene	363.15	380	47
Semicrystalline		670000		1-Chloronaphthalene	373.15	430	47
Semicrystalline		670000		1-Chloronaphthalene	383.15	165	47
Liquid		670000		1-Chloronaphthalene	393.15	39	47
Liquid		670000		1-Chloronaphthalene	403.15	36	47
Semicrystalline		900000		1-Chloronaphthalene	391.80	245	105
Semicrystalline		900000		Cyclohexane	379.50	205	105
Semicrystalline		900000		Cyclopentane	380.00	190	105
Alkathene				Decahydronaphthalene	349.85	142	56
Rigidex-3				Decahydronaphthalene	366.65	180	56
Rigidex-50				Decahydronaphthalene	374.05	233	56
Semicrystalline		900000		Decahydronaphthalene	384.00	260	105
Semicrystalline				1,2-Dichloroethane	333.15	30	27
Semicrystalline				1,2-Dichloroethane	338.15	38	27
Semicrystalline				1,2-Dichloroethane	343.15	54	27
Semicrystalline				1,2-Dichloroethane	348.15	65	27
Semicrystalline			10000	1,4-Dimethylbenzene	354.15	139	5
Semicrystalline			11800	1,4-Dimethylbenzene	352.15	139	5
Semicrystalline			15600	1,4-Dimethylbenzene	353.65	154	5
Semicrystalline			15600	1,4-Dimethylbenzene	363.65	113	5
Semicrystalline			15600	1,4-Dimethylbenzene	368.65	104	5
Semicrystalline		900000		2,4-Dimethylpentane	393.00	230	105
Semicrystalline		900000		2,2,4,4,6,8,8-Heptamethylnonane	399.50	170	105
Semicrystalline		900000		Hexadecane	399.50	262	105
Semicrystalline		900000		2-Methylbutane	394.20	165	105
Semicrystalline		65000		1,2,3,4-Tetrahydronaphthalene	373.15	940	47

Polymer	M_n / g/mol	M_w / g/mol	M_v / g/mol	Solvent	T/K	ΔH_B^∞ / J/g	Ref.
Semicrystalline		65000		1,2,3,4- Tetrahydronaphthalene	383.15	990	47
Semicrystalline		65000		1,2,3,4- Tetrahydronaphthalene	393.15	790	47
Liquid		65000		1,2,3,4- Tetrahydronaphthalene	403.15	58	47
Semicrystalline		84000		1,2,3,4- Tetrahydronaphthalene	373.15	835	47
Semicrystalline		130000		1,2,3,4- Tetrahydronaphthalene	353.15	630	47
Semicrystalline		130000		1,2,3,4- Tetrahydronaphthalene	373.15	520	47
Liquid		130000		1,2,3,4- Tetrahydronaphthalene	393.15	69	47
Semicrystalline		144000		1,2,3,4- Tetrahydronaphthalene	373.15	610	47
Semicrystalline		144000		1,2,3,4- Tetrahydronaphthalene	383.15	1200	47
Semicrystalline		144000		1,2,3,4- Tetrahydronaphthalene	393.15	1130	47
Semicrystalline		144000		1,2,3,4- Tetrahydronaphthalene	403.15	800	47
Liquid		144000		1,2,3,4- Tetrahydronaphthalene	413.15	136	47
Liquid		144000		1,2,3,4- Tetrahydronaphthalene	423.15	88	47
Semicrystalline		310000		1,2,3,4- Tetrahydronaphthalene	343.15	485	47
Semicrystalline		670000		1,2,3,4- Tetrahydronaphthalene	353.15	560	47
Semicrystalline		670000		1,2,3,4- Tetrahydronaphthalene	363.15	560	47
Semicrystalline		670000		1,2,3,4- Tetrahydronaphthalene	373.15	460	47
Semicrystalline		670000		1,2,3,4- Tetrahydronaphthalene	383.15	155	47
Liquid		670000		1,2,3,4- Tetrahydronaphthalene	393.15	67	47
Liquid		670000		1,2,3,4- Tetrahydronaphthalene	403.15	39	47
Semicrystalline			16000	Toluene	353.15	110	22
Semicrystalline			22000	Toluene	358.35	118	22
Semicrystalline			22000	Toluene	367.35	106	22
Semicrystalline		900000		1,2,4-Trichlorobenzene	386.50	255	105
<i>Poly(ethylene glycol)</i>							
	180			Benzene	303.15	110	71
	385			Benzene	303.15	60	71
	560			Benzene	303.15	40	71
	1050			Benzene	303.15	90	71
	1610			Benzene	303.15	140	71
	1940			Benzene	303.15	215	71
	3200			Benzene	303.15	195	71
	4330			Benzene	303.15	195	71

Polymer	M_n / g/mol	M_w / g/mol	M_v / g/mol	Solvent	T/K	ΔH_B^∞ / J/g	Ref.
	5850			Benzene	303.15	190	71
	9950			Benzene	303.15	195	71
			43400	Benzene	303.15	190	71
	400	420		Trichloromethane	303.15	-79	95
	590	615		Trichloromethane	303.15	-88	95
	180			Water	303.15	-136	71
	200			Water	321.35	-125	83
	355			Water	303.15	-159	71
	400			Water	321.35	-150	83
	560			Water	303.15	-150	71
	990			Water	321.35	-101	83
	1050			Water	303.15	-106	71
	1460			Water	321.35	-137	83
	1610			Water	303.15	-6	71
	1940			Water	303.15	57	71
	3200			Water	303.15	58	71
	4330			Water	303.15	28	71
	5850			Water	303.15	39	71
	9950			Water	303.15	30	71
			14000	Water	303.15	7	55
			14000	Water	313.15	27	55
			20300	Water	303.15	45	71
			34500	Water	303.15	34	71
			43300	Water	303.15	+40	71
<i>Poly(ethylene glycol) dimethyl ether</i>							
	250			Tetrachloromethane	303.15	-12	95
	250			Tetrachloromethane	318.15	-7.6	95
	400			Tetrachloromethane	303.15	-12	95
	520	550		Tetrachloromethane	303.15	-12	95
	520	550		Tetrachloromethane	303.15	-7.6	95
	250			Trichloromethane	303.15	-184	95
	520	550		Trichloromethane	303.15	-135	95
<i>Poly(ethylene glycol) monododecyl ether</i>							
	230			Dodecane	302.15	42	68
	274			Dodecane	302.15	23	68
	318			Dodecane	302.15	34	68
	362			Dodecane	302.15	37	68
	406			Dodecane	302.15	42	68
<i>Poly(ethylene glycol) monomethyl ether</i>							
	353	377		Trichloromethane	303.15	-125	95
	550	580		Trichloromethane	303.15	-117	95
<i>Poly(ethylene oxide)</i>							
Semicrystalline	6000			Dichloromethane	303.15	+84	58
Liquid	6000			Dichloromethane	303.15	-160	58

Polymer	M_n / g/mol	M_w / g/mol	M_v / g/mol	Solvent	T/K	ΔH_B^∞ / J/g	Ref.
Semicrystalline	6000			Trichloromethane	303.15	+52	58
Liquid	6000			Trichloromethane	303.15	-186	58
Quenched	1520	1720		Water	293.15	-403	64
Annealed	1520	1720		Water	293.15	-392	64
Quenched	1520	1720		Water	298.15	-180	64
Annealed	1520	1720		Water	298.15	-150	64
Quenched	1520	1720		Water	303.15	+68	64
Annealed	1520	1720		Water	303.15	+109	64
Liquid	6000			Water	303.15	-50	58
Quenched	6840	7525		Water	293.15	-28	64
Annealed	6840	7525		Water	293.15	+209	64
Quenched	6840	7525		Water	298.15	+241	64
Annealed	6840	7525		Water	298.15	+540	64
Quenched	16600	19600		Water	293.15	-160	64
Annealed	16600	19600		Water	293.15	-143	64
Quenched	16600	19600		Water	298.15	+59	64
Annealed	16600	19600		Water	298.15	+155	64
Quenched	16600	19600		Water	303.15	+353	64
Annealed	16600	19600		Water	303.15	+490	64
Semicrystalline		20000		Water	298.15	+10	84
<i>Polyindene</i>							
	765	1023		Anisole	299.15	2.1	102
	765	1023		Benzene	299.15	-0.04	102
	765	1023		Benzonitrile	299.15	-4.4	102
	765	1023		Bromobenzene	299.15	-3.9	102
	765	1023		2-Butanone	299.15	1.9	102
	765	1023		Chlorobenzene	299.15	-3.9	102
	765	1023		1-Chlorobutane	299.15	-4.0	102
	765	1023		1-Chloroheptane	299.15	1.5	102
	765	1023		Cyclohexane	299.15	15	102
	765	1023		<i>N,N</i> -dimethylaniline	299.15	-8.2	102
	765	1023		Ethyl acetate	299.15	4.2	102
	765	1023		Ethylbenzene	299.15	-1.4	102
	765	1023		Ethyl benzoate	299.15	-0.7	102
	765	1023		Nitrobenzene	299.15	4.6	102
	765	1023		1-Nitropropane	299.15	8.4	102
	765	1023		Pyridine	299.15	-6.7	102
	765	1023		1,1,2,2-Tetrachloroethane	299.15	-19	102
	765	1023		Tetrachloromethane	299.15	-2.5	102
	765	1023		1,1,1-Trichloroethane	299.15	-1.8	102
	765	1023		Trichloromethane	299.15	-20	102
<i>Polyisobutylene</i>							
	360		700	Benzene	298.15	30	67
	1000		2000	Benzene	298.15	25	67
	1300		2500	Benzene	298.15	23	67
			30000	Benzene	297.65	19	38
			30000	Benzene	298.15	19	40

Polymer	M_n / g/mol	M_w / g/mol	M_v / g/mol	Solvent	T/K	ΔH_B^∞ / J/g	Ref.
	44700			Benzene	303.15	16	44
			48000	Benzene	303.4	19	72
			50000	Benzene	303.15	16	45
			72000	Benzene	300.15	19	53
			72000	Benzene	323.15	18	53
			72000	Benzene	343.15	16	53
			72000	Benzene	375.15	13	53
			72000	Benzene	394.15	9.2	53
			72000	Benzene	423.15	3.5	53
			72000	Benzene	437.15	-0.5	53
			72000	Benzene	453.15	-4.7	53
			90000	Benzene	298.15	6.7	32
			160000	Benzene	303.15	16	51
			560000	Benzene	298.15	18	34
				Benzene	298.15	6.8	7
				Benzene	298.15	6.8	10
			30000	Chlorobenzene	297.65	12	38
			30000	Chlorobenzene	298.15	13	40
			50000	Chlorobenzene	303.15	12	45
			160000	Chlorobenzene	303.15	12	51
			560000	Chlorobenzene	298.15	12	34
	360		700	Cyclohexane	298.15	3.8	67
	1000		2000	Cyclohexane	298.15	1.2	67
	1300		2500	Cyclohexane	298.15	1.1	67
			4500	Cyclohexane	298.15	-0.6	74
			30000	Cyclohexane	297.65	-0.7	38
			30000	Cyclohexane	298.15	-0.6	40
			50000	Cyclohexane	303.15	-0.7	45
			160000	Cyclohexane	303.15	-0.6	51
			1990000	Cyclohexane	298.15	-0.7	39
			4500	Cyclooctane	298.15	+0.3	74
			4500	Cyclopentane	298.15	-5.9	74
			4500	<i>cis</i> -Decahydronaphthalene	298.15	0.2	74
			4500	<i>trans</i> -Decahydronaphthalene	298.15	-0.8	74
			30000	Decane	297.65	-0.5	38
			50000	Decane	303.15	-0.5	45
			30000	Dibutyl ether	297.65	1.2	37
			30000	Diethyl ether	297.65	2.8	37
			30000	Diethyl ether	297.65	2.8	38
			4500	3,3-Diethylpentane	298.15	-1.4	74
			30000	Dihexyl ether	297.65	0.9	37
			4500	2,2-Dimethylpentane	298.15	-1.1	74
			4500	2,3-Dimethylpentane	298.15	-1.9	74
			4500	2,4-Dimethylpentane	298.15	-1.1	74
			4500	3,3-Dimethylpentane	298.15	-1.7	74
			30000	Dipentyl ether	297.65	1.0	37
			30000	Dipropyl ether	297.65	1.8	37

Polymer	M_n / g/mol	M_w / g/mol	M_v / g/mol	Solvent	T/K	ΔH_B^∞ / J/g	Ref.
	360		700	Dodecane	298.15	1.9	67
	1000		2000	Dodecane	298.15	0.7	67
	1300		2500	Dodecane	298.15	0.5	67
			4500	Dodecane	298.15	0.2	73
			30000	Dodecane	297.65	-0.1	38
			30000	Dodecane	298.15	-0.1	40
			48000	Ethylbenzene	291.15	9.5	72
			48000	Ethylbenzene	343.15	3.6	72
			30000	Ethyl decanoate	297.65	3.0	37
			30000	Ethyl heptanoate	297.65	5.6	37
			30000	Ethyl hexadecanoate	297.65	1.3	37
			30000	Ethyl hexanoate	297.65	6.7	37
			30000	Ethyl nonanoate	297.65	3.7	37
			30000	Ethyl octanoate	297.65	4.6	37
			4500	3-Ethylpentane	298.15	-2.0	74
			30000	Ethyl tetradecanoate	297.65	1.8	37
			4500	2,2,4,4,6,8,8- Heptamethylnonane	298.15	-0.5	74
	360		700	Heptane	298.15	-0.5	67
	1000		2000	Heptane	298.15	-1.0	67
	1300		2500	Heptane	298.15	-1.4	67
			4500	Heptane	298.15	-1.7	73
			30000	Heptane	297.65	-1.8	38
			30000	Heptane	298.15	-2.0	40
			50000	Heptane	303.15	-1.8	45
			160000	Heptane	303.15	-1.6	51
				Heptane	298.15	-1.4	7
				Heptane	298.15	-1.4	10
	360		700	Hexadecane	298.15	4.5	67
	1000		2000	Hexadecane	298.15	2.1	67
	1300		2500	Hexadecane	298.15	1.0	67
			4500	Hexadecane	298.15	0.9	73
			30000	Hexadecane	297.65	0.04	38
			30000	Hexane	297.65	-2.5	38
			30000	Hexane	298.15	-2.6	40
			50000	Hexane	303.15	-2.5	45
			72000	Hexane	303.15	-1.8	53
			72000	Hexane	324.15	-2.3	53
			72000	Hexane	348.15	-2.9	53
			72000	Hexane	373.15	-3.7	53
			72000	Hexane	393.15	-5.3	53
			72000	Hexane	408.15	-6.7	53
			72000	Hexane	423.15	-9.0	53
			72000	Hexane	433.15	-9.9	53
			160000	Hexane	303.15	-2.5	51
			30000	2-Methylbutane	297.65	-3.1	38
			30000	Methylcyclohexane	297.65	-1.2	38
			50000	Methylcyclohexane	303.15	-1.2	45

Polymer	M_n / g/mol	M_w / g/mol	M_v / g/mol	Solvent	T /K	ΔH_B^∞ / J/g	Ref.
			160000	Methylcyclohexane	303.15	-1.2	51
			4500	3-Methylhexane	298.15	-1.0	74
			30000	3-Methylpentane	297.65	-2.8	38
			30000	Nonane	297.65	-0.8	38
			4500	Nonane	298.15	-0.8	73
			4500	Octane	298.15	-1.1	73
			30000	Octane	297.65	-1.2	38
			72000	Octane	303.15	-0.3	53
			72000	Octane	324.15	-0.8	53
			72000	Octane	348.15	-0.9	53
			72000	Octane	373.15	-1.1	53
			72000	Octane	393.15	-1.3	53
			72000	Octane	423.15	-3.6	53
			4500	2,2,4,6,6-Pentamethylheptane	298.15	-0.1	73
	360		700	Pentane	298.15	-1.9	67
	1000		2000	Pentane	298.15	-2.9	67
	1300		2500	Pentane	298.15	-3.2	67
			30000	Pentane	297.65	-3.6	38
			72000	Pentane	303.15	-2.8	53
			72000	Pentane	333.15	-3.4	53
			72000	Pentane	352.15	-4.5	53
			72000	Pentane	365.15	-5.5	53
	360		700	Tetrachloromethane	298.15	5.9	67
	1000		2000	Tetrachloromethane	298.15	5.8	67
	1300		2500	Tetrachloromethane	298.15	5.0	67
			1990000	Tetrachloromethane	298.15	4.1	39
			30000	Tetradecane	297.65	0.0	38
			4500	2,2,4,4-Tetramethylpentane	298.15	-0.6	74
			4500	2,3,3,4-Tetramethylpentane	298.15	-2.3	74
			50000	Toluene	303.15	7.4	45
			160000	Toluene	303.15	7.4	51
			1990000	Toluene	298.15	8.8	39
				Toluene	298.15	1.8	7
				Toluene	298.15	1.8	10
			30000	Tridecane	297.65	-0.04	38
			4500	2,2,4-Trimethylpentane	298.15	-0.4	73
			30000	2,2,4-Trimethylpentane	297.65	-0.6	38
			1990000	2,2,4-Trimethylpentane	298.15	0.0	39
				2,2,4-Trimethylpentane	298.15	0.0	7
				2,2,4-Trimethylpentane	298.15	0.0	10
			30000	Undecane	297.65	-0.4	38
<i>Poly(isobutyl methacrylate)</i>							
Glass		260000		Cyclohexanone	303.15	-5.2	98
Liquid		260000		Cyclohexanone	303.15	13	98
<i>Poly(methyl acrylate)</i>							
				2-Propanone	298.15	0.0	25

Polymer	M_n / g/mol	M_w / g/mol	M_v / g/mol	Solvent	T/K	ΔH_B^∞ / J/g	Ref.
<i>Poly(methyl methacrylate)</i>							
Glass	73900	170000		Cyclohexanone	304.15	-14	98
Liquid	73900	170000		Cyclohexanone	304.15	17	98
	1930			1,2-Dichloroethane	298.15	-20	32
	240000			1,2-Dichloroethane	298.15	-27	32
			53000	Ethylbenzene	298.15	-31	28
			180000	Ethylbenzene	298.15	-29	28
	28900	35900		4-Methyl-2-pentanone	303.15	-21	76
	93940	101000		4-Methyl-2-pentanone	303.15	-24	76
	137000	215000		4-Methyl-2-pentanone	303.15	-28	76
				2-Propanone	298.15	-30	25
	93940	101000		Toluene	303.15	-22	76
	689000	782000		Toluene	303.15	-24	76
			12000	Trichloromethane	298.15	-65	52
			54000	Trichloromethane	298.15	-80	52
			80000	Trichloromethane	298.15	-81	52
			100000	Trichloromethane	298.15	-84	52
			320000	Trichloromethane	298.15	-83	52
	93940	101000		Trichloromethane	303.15	-71	76
	689000	782000		Trichloromethane	303.15	-72	76
		2320000		Trichloromethane	303.15	-73	76
<i>Poly(4-methyl-1-pentene)</i>							
Semicrystalline			350000	Cyclohexane	303.15	30	79
<i>Poly(α-methylstyrene)</i>							
	1030	1180		Toluene	298.15	-7.1	43
		1430		Toluene	298.15	-30	43
	1820	2230		Toluene	298.15	-34	43
	1920			Toluene	298.15	-37	43
	2700	3300		Toluene	298.15	-39	43
	3280			Toluene	298.15	-46	43
	5260			Toluene	298.15	-46	43
	8600			Toluene	298.15	-45	43
	12200			Toluene	298.15	-46	43
		10500		Toluene	310.15	-8.4	92
		53000		Toluene	310.15	-13	92
		55000		Toluene	333.15	-16	96
		87000		Toluene	298.15	-17	90
		87000		Toluene	310.15	-16	92
		87000		Toluene	333.15	-11	90
<i>Poly(2-methyl-5-vinyltetrazole)</i>							
				Acetic acid	298.15	47	100
				Acetonitrile	298.15	14	100
				1,2-Dichloroethane	298.15	17	100
				<i>N,N</i> -Diethylacetamide	298.15	17	100
				<i>N,N</i> -Dimethylformamide	298.15	33	100
				Dimethylsulfoxide	298.15	10	100

Polymer	M_n / g/mol	M_w / g/mol	M_v / g/mol	Solvent	T /K	ΔH_B^∞ / J/g	Ref.
				Formamide	298.15	12	100
				Formic acid	298.15	110	100
				Nitromethane	298.15	10	100
				Pyridine	298.15	16	100
<i>Poly(octamethylene oxide)</i>							
	7000			Benzene	298.15	20	64
	7000			Benzene	303.15	22	64
	7000			Benzene	308.15	25	64
<i>Polypentenamer</i>							
			50000	Cyclohexane	298.15	4.6	74
			50000	Cyclooctane	298.15	5.1	74
			50000	Cyclopentane	298.15	-2.3	74
			50000	<i>cis</i> -Decahydronaphthalene	298.15	2.6	74
			50000	<i>trans</i> -Decahydronaphthalene	298.15	<0.1	74
			50000	3,3-Diethylpentane	298.15	2.4	74
			50000	2,2-Dimethylpentane	298.15	3.3	74
			50000	2,3-Dimethylpentane	298.15	2.2	74
			50000	2,4-Dimethylpentane	298.15	3.3	74
			50000	3,3-Dimethylpentane	298.15	2.7	74
			50000	Dodecane	298.15	2.9	74
			50000	3-Ethylpentane	298.15	2.1	74
			50000	2,2,4,4,6,8,8-Heptamethylnonane	298.15	3.2	74
			50000	Hexadecane	298.15	2.6	74
			50000	3-Methylhexane	298.15	2.4	74
			50000	Octane	298.15	2.2	74
			50000	2,2,4,6,6-Pentamethylheptane	298.15	3.8	74
			50000	2,2,4,4-Tetramethylpentane	298.15	4.5	74
			50000	2,3,3,4-Tetramethylpentane	298.15	2.4	74
			50000	2,2,4-Trimethylpentane	298.15	4.3	74
<i>Poly(m-phenyleneisophthalamide)</i>							
Glass				<i>N,N</i> -Dimethylacetamide	298.15	-171	60
Semicrystalline				<i>N,N</i> -Dimethylacetamide	298.15	-128	60
Glass				<i>N,N</i> -Dimethylformamide	298.15	-149	60
Semicrystalline				<i>N,N</i> -Dimethylformamide	298.15	-125	60
Glass				1-Methyl-2-pyrrolidone	298.15	-177	60
Semicrystalline				1-Methyl-2-pyrrolidone	298.15	-118	60
<i>Polypropylene (atactic)</i>							
			18000	Benzene	298.15	31	80
			6000	Cyclohexane	298.15	2.3	74
			18000	Cyclohexane	298.15	3.9	80
			6000	Cyclooctane	298.15	3.0	74
			6000	Cyclopentane	298.15	-2.3	74
			6000	<i>cis</i> -Decahydronaphthalene	298.15	0.5	74

Polymer	M_n / g/mol	M_w / g/mol	M_v / g/mol	Solvent	T /K	ΔH_B^∞ / J/g	Ref.
	6000			<i>trans</i> -Decahydronaphthalene	298.15	-2.4	74
	18000			Decane	298.15	3.1	80
	6000			3,3-Diethylpentane	298.15	-3.9	74
	18000			1,2-Dimethylbenzene	298.15	13	80
	18000			1,3-Dimethylbenzene	298.15	12	80
	18000			1,4-Dimethylbenzene	298.15	10	80
	6000			2,2-Dimethylpentane	298.15	-2.2	74
	6000			2,3-Dimethylpentane	298.15	-2.5	74
	6000			2,4-Dimethylpentane	298.15	-1.8	74
	6000			3,3-Dimethylpentane	298.15	-3.0	74
	6000			Dodecane	298.15	1.7	73
	18000			Ethylbenzene	298.15	14	80
	6000			3-Ethylpentane	298.15	-2.5	74
	6000			2,2,4,4,6,8,8- Heptamethylnonane	298.15	-0.7	73
	6000			Heptane	298.15	-1.6	73
	18000			Heptane	298.15	0.5	80
	6000			Hexadecane	298.15	2.3	73
	18000			Hexane	298.15	-1.4	80
	6000			3-Methylhexane	298.15	-1.8	74
	6000			Nonane	298.15	0.8	73
	18000			Nonane	298.15	2.4	80
	6000			Octane	298.15	-1.2	73
	18000			Octane	298.15	1.0	80
	6000			2,2,4,6,6-Pentamethylheptane	298.15	-0.2	73
	18000			Pentane	298.15	-4.7	80
	18000			Tetrachloromethane	298.15	6.6	80
	6000			2,2,4,4-Tetramethylpentane	298.15	-0.8	74
	6000			2,3,3,4-Tetramethylpentane	298.15	-3.1	74
	18000			Toluene	298.15	17	80
	18000			Trichloromethane	298.15	17	80
	6000			2,2,4-Trimethylpentane	298.15	-1.0	73
<i>Polypropylene (isotactic)</i>				1-Chloronaphthalene	383.15	26	47
				1-Chloronaphthalene	393.15	170	47
				1-Chloronaphthalene	403.15	245	47
				1-Chloronaphthalene	423.15	275	47
				1,2,3,4- Tetrahydronaphthalene	373.15	140	47
				1,2,3,4- Tetrahydronaphthalene	383.15	215	47
				1,2,3,4- Tetrahydronaphthalene	393.15	330	47
				1,2,3,4- Tetrahydronaphthalene	403.15	330	47
				1,2,3,4- Tetrahydronaphthalene	413.15	335	47
				1,2,3,4- Tetrahydronaphthalene	423.15	290	47

Polymer	M_n / g/mol	M_w / g/mol	M_v / g/mol	Solvent	T/K	ΔH_B^∞ / J/g	Ref.
<i>Poly(propylene glycol)</i>							
	150			Benzene	321.35	200	103
	425			Benzene	321.35	80	103
	2025			Benzene	321.35	45	103
	150			Ethanol	321.35	40	103
	425			Ethanol	321.35	60	103
	2025			Ethanol	321.35	65	103
	396	412		Tetrachloromethane	303.15	4.7	95
	396	412		Tetrachloromethane	318.15	5.2	95
	1900			Tetrachloromethane	303.15	-8.2	95
	1900			Tetrachloromethane	318.15	11	95
	1900			Trichloromethane	303.15	-81	95
		400		Water	298.15	-165	97
	150			Water	321.35	-90	103
	425			Water	321.35	-95	103
<i>Polystyrene</i>							
		600		Benzene	298.15	-1.3	54
		600		Benzene	313.15	-2.5	54
		900		Benzene	291.15	-10	54
		900		Benzene	318.15	-5.8	54
		2000		Benzene	291.15	-16	54
		2000		Benzene	318.15	-6.8	54
		5000		Benzene	291.15	-23	54
		5000		Benzene	318.15	-12	54
		10300		Benzene	291.15	-26	54
		10300		Benzene	318.15	-18	54
			18000	Benzene	298.15	-4.1	19
	20000			Benzene	296.15	-15	9
			29000	Benzene	298.15	-5.0	19
			30000	Benzene	298.15	-7.5	19
			59000	Benzene	298.15	-13	19
			91000	Benzene	298.15	-15	19
		97200		Benzene	318.15	-21	54
			142000	Benzene	298.15	-17	19
			190000	Benzene	303.15	-18	51
	214000			Benzene	300.15	-16	85
			216000	Benzene	298.15	-18	19
			272000	Benzene	298.15	-21	19
			300000	Benzene	298.15	-21	12
				Benzene	298.15	-27	25
				Benzene	298.15	-10	7
	20000			Butyl acetate	296.15	-13	9
	20000			2-Butanone	296.15	-15	9
			142000	2-Butanone	296.15	-17	30
			190000	Butylbenzene	303.15	-14	51
	150000			Chlorobenzene	293.15	-32	49
			266000	Chlorobenzene	298.15	5.4	34

Polymer	M_n / g/mol	M_w / g/mol	M_v / g/mol	Solvent	T/K	ΔH_B^∞ / J/g	Ref.
				Chlorobenzene	293.15	-39	21
	1260			Cyclohexane	298.15	10	16
	1910			Cyclohexane	298.15	5.4	16
	3160			Cyclohexane	298.15	-5.4	16
	3980			Cyclohexane	298.15	-6.9	16
	5630			Cyclohexane	298.15	-9.3	16
	9070			Cyclohexane	298.15	-11	16
	20000			Cyclohexane	296.15	2.5	9
			190000	Cyclohexane	303.15	-2.1	51
				Cyclohexane	293.15	-14	21
	22400			Cyclohexanone	298.15	-29	25
	20000			Cyclohexene	296.15	-9.4	9
			190000	Decahydronaphthalene	303.15	3.8	51
	110000	115000		1,2-Dichlorobenzene	303.05	26	89
	20000			1,2-Dimethylbenzene	296.15	-13	9
	20000			1,3-Dimethylbenzene	296.15	-12	9
			190000	1,3-Dimethylbenzene	303.15	-15	51
			190000	1,4-Dioxane	303.15	-12	51
	20000			Ethyl acetate	296.15	-11	9
			142000	Ethyl acetate	296.15	-13	30
			785	Ethylbenzene	298.15	0.0	14
			18000	Ethylbenzene	298.15	-3.8	14
			18000	Ethylbenzene	298.15	-3.9	19
			30000	Ethylbenzene	298.15	-5.7	19
			35000	Ethylbenzene	298.15	-6.5	19
			45000	Ethylbenzene	298.15	-8.4	19
			91000	Ethylbenzene	298.15	-11	19
			142000	Ethylbenzene	298.15	-13	19
			216000	Ethylbenzene	298.15	-17	19
	60000			Ethylbenzene	303.15	-22	57
	113000	122000		Ethylbenzene	306.65	-24	63
	113000	122000		Ethylbenzene	317.15	-19	63
	113000	122000		Ethylbenzene	337.15	-11	63
	113000	122000		Ethylbenzene	347.15	-6.4	63
	113000	122000		Ethylbenzene	350.65	-4.9	63
	113000	122000		Ethylbenzene	366.65	-2.3	63
	113000	122000		Ethylbenzene	367.15	-2.1	63
	113000	122000		Ethylbenzene	368.65	-2.6	63
	113000	122000		Ethylbenzene	372.15	-4.2	63
	113000	122000		Ethylbenzene	378.15	-4.6	63
	113000	122000		Ethylbenzene	385.15	-5.7	63
	150000			Ethylbenzene	293.15	-34	49
			190000	Ethylbenzene	303.15	-15	51
			272000	Ethylbenzene	298.15	-18	14
			272000	Ethylbenzene	298.15	-18	19
			413000	Ethylbenzene	298.15	-24	39
				Ethylbenzene	293.15	-34	21

Polymer	M_n / g/mol	M_w / g/mol	M_v / g/mol	Solvent	T/K	ΔH_B^∞ / J/g	Ref.
				Ethylbenzene	298.15	-17	11
				Ethylbenzene	298.15	-30	28
	1260			2-Propanone	298.15	-0.6	16
	1910			2-Propanone	298.15	-7.7	16
	3160			2-Propanone	298.15	-16	16
	3980			2-Propanone	298.15	-17	16
	5630			2-Propanone	298.15	-19	16
	9070			2-Propanone	298.15	-21	16
	20000			2-Propanone	296.15	-11	9
			190000	Propylbenzene	303.15	-14	51
	20000			Styrene	296.15	-18	9
				Styrene	296.15	-35	6
			413000	Tetrachloromethane	298.15	-22	39
	600			Toluene	296.15	-2.1	16
	600			Toluene	309.15	-1.8	16
	600			Toluene	318.15	-1.5	16
	1260			Toluene	296.15	-11	16
	1260			Toluene	303.15	-8.0	16
	1260			Toluene	309.15	-5.9	16
	1260			Toluene	318.15	-3.4	16
	1260			Toluene	328.15	-2.3	16
	1260			Toluene	338.15	-1.9	16
	1260			Toluene	346.65	-1.3	16
	1910			Toluene	298.15	-16	16
	1910			Toluene	318.15	-6.7	16
	1910			Toluene	338.15	-3.4	16
	1910			Toluene	348.15	-2.5	16
	3160			Toluene	298.15	-23	16
	3980			Toluene	298.15	-24	16
	3980			Toluene	318.15	-17	16
	3980			Toluene	338.15	-10	16
	5630			Toluene	298.15	-26	16
	9070			Toluene	298.15	-28	16
	270000			Toluene	298.15	-33	16
		600		Toluene	298.15	-1.4	54
		600		Toluene	313.15	-3.2	54
		900		Toluene	291.15	-7.3	54
		900		Toluene	318.15	-6.6	54
		2000		Toluene	291.15	-11	54
		2000		Toluene	318.15	-7.2	54
		5000		Toluene	291.15	-21	54
		5000		Toluene	318.15	-11	54
		10300		Toluene	291.15	-24	54
		10300		Toluene	318.15	-15	54
		97200		Toluene	318.15	-17	54
		9000		Toluene	310.15	-9.2	92
	20000			Toluene	296.15	-17	9

Polymer	M_n / g/mol	M_w / g/mol	M_v / g/mol	Solvent	T/K	ΔH_B^∞ / J/g	Ref.
	20400			Toluene	298.15	-8.2	90
	20400			Toluene	310.15	-8.4	92
	20400			Toluene	333.15	-6.4	90
	47000			Toluene	310.15	-5.0	92
	50000			Toluene	333.15	-6.8	96
	60000			Toluene	303.15	-21	57
	113000	122000		Toluene	304.15	-29	63
	113000	122000		Toluene	306.15	-27	63
	113000	122000		Toluene	306.65	-26	63
	113000	122000		Toluene	316.15	-23	63
	113000	122000		Toluene	333.15	-15	63
	113000	122000		Toluene	337.15	-12	63
	113000	122000		Toluene	346.15	-8.3	63
	113000	122000		Toluene	347.15	-7.8	63
	113000	122000		Toluene	348.15	-8.2	63
	113000	122000		Toluene	350.65	-6.5	63
	113000	122000		Toluene	359.15	-4.3	63
	113000	122000		Toluene	362.15	-2.7	63
	113000	122000		Toluene	369.15	-3.3	63
	113000	122000		Toluene	372.15	-2.8	63
	115000			Toluene	310.15	-5.0	92
	150000			Toluene	293.15	-34	49
			190000	Toluene	303.15	-18	51
	214000			Toluene	300.15	-19	85
			250000	Toluene	303.15	-18	51
				Toluene	293.15	-34	21
				Toluene	298.65	-39	27
				Toluene	308.15	-34	27
				Toluene	318.15	-30	27
				Toluene	333.15	-23	27
				Toluene	343.15	-13	27
				Toluene	353.15	-13	27
		600		Trichloromethane	298.15	-13	54
		600		Trichloromethane	313.15	-9.9	54
		900		Trichloromethane	291.15	-22	54
		900		Trichloromethane	313.15	-15	54
		2000		Trichloromethane	291.15	-28	54
		2000		Trichloromethane	313.15	-16	54
		5000		Trichloromethane	291.15	-30	54
		5000		Trichloromethane	313.15	-18	54
		10300		Trichloromethane	291.15	-33	54
		10300		Trichloromethane	313.15	-23	54
	22400			Trichloromethane	298.15	-17	25
		97200		Trichloromethane	313.15	-25	54
	20000			1,3,5-Trimethylbenzene	296.15	-11	9
			190000	1,3,5-Trimethylbenzene	303.15	-13	51

Poly(tetramethylene oxide)

Polymer	M_n / g/mol	M_w / g/mol	M_v / g/mol	Solvent	T/K	ΔH_B^∞ / J/g	Ref.
	650			Benzene	313.15	4.0	86
	1000			Benzene	313.15	2.0	86
	2000			Benzene	313.15	1.1	86
	650			1,2-Dichloroethane	313.35	3.1	88
	2000			1,2-Dichloroethane	313.35	0.3	88
	650			1,2-Dimethylbenzene	313.15	5.9	87
	1000			1,2-Dimethylbenzene	313.15	1.8	87
	2000			1,2-Dimethylbenzene	313.15	0.9	87
	650			1,3-Dimethylbenzene	313.15	6.4	87
	1000			1,3-Dimethylbenzene	313.15	0.6	87
	2000			1,3-Dimethylbenzene	313.15	0.8	87
	650			1,4-Dimethylbenzene	313.15	4.3	87
	1000			1,4-Dimethylbenzene	313.15	1.8	87
	2000			1,4-Dimethylbenzene	313.15	0.7	87
	650			1,4-Dioxane	321.35	4.0	81
	1000			1,4-Dioxane	321.35	2.3	81
	2000			1,4-Dioxane	321.35	1.0	81
	650			Ethylbenzene	313.15	6.9	86
	1000			Ethylbenzene	313.15	3.4	86
	2000			Ethylbenzene	313.15	-0.05	86
	650			Propylbenzene	313.15	5.8	86
	1000			Propylbenzene	313.15	1.3	86
	2000			Propylbenzene	313.15	0.9	86
	650			Tetrachloromethane	313.15	3.3	88
	1000			Tetrachloromethane	313.15	1.4	88
	2000			Tetrachloromethane	321.35	0.7	82
	650			Toluene	313.15	4.3	86
	1000			Toluene	313.15	2.0	86
	2000			Toluene	313.15	0.9	86
	650			1,3,5-Trimethylbenzene	313.15	6.1	87
	1000			1,3,5-Trimethylbenzene	313.15	2.7	87
	2000			1,3,5-Trimethylbenzene	313.15	0.6	87
<i>Poly(vinyl acetate)</i>							
			140000	Benzene	298.15	2.3	13
			350000	2-Butanone	303.15	-1.7	51
			350000	Butyl acetate	303.15	1.0	51
			135000	Chlorobenzene	298.15	5.0	34
			350000	Ethyl acetate	303.15	-6.7	51
				Ethyl acetate	303.15	0.0	11
			26000	3-Heptanone	303.15	7.0	44
			350000	3-Heptanone	303.15	4.9	51
			140000	Methanol	298.15	-45	13
			350000	Methyl acetate	303.15	-9.7	51
			350000	2-Pentanone	303.15	0.0	51
			93000	2-Propanone	303.15	-0.4	32
			350000	2-Propanone	303.15	-3.9	51
				2-Propanone	303.15	-2.9	25

Polymer	M_n / g/mol	M_w / g/mol	M_v / g/mol	Solvent	T/K	ΔH_B^∞ / J/g	Ref.
			350000	Propyl acetate	303.15	-2.7	51
		150000		Tetrahydrofuran	304.65	4.5	93
			140000	Trichloromethane	298.15	28	13
<i>Poly(vinyl alcohol)</i>							
				Ethanol	298.15	3.8	11
				Ethanol	298.15	9.6	31
	7260			Water	303.15	-34	15
	17000			Water	303.15	-18	32
	61600			Water	303.15	-41	15
				Water	303.15	-8.4	11
<i>Poly(vinyl chloride)</i>							
				Chlorobenzene	298.15	-17	36
Glass	23200			Cyclohexanone	303.15	-27	59
Liquid	23200			Cyclohexanone	303.15	-7.5	59
Glass	38700			Cyclohexanone	303.15	-29	59
Liquid	38700			Cyclohexanone	303.15	-6.6	59
Glass	53500			Cyclohexanone	303.15	-28	59
Liquid	53500			Cyclohexanone	303.15	-6.3	59
Glass	66700			Cyclohexanone	303.15	-29	59
Liquid	66700			Cyclohexanone	303.15	-6.1	59
Glass	136000			Cyclohexanone	303.15	-31	59
Liquid	136000			Cyclohexanone	303.15	-5.8	59
Glass	155400			Cyclohexanone	303.15	-32	59
Liquid	155400			Cyclohexanone	303.15	-5.8	59
	48000			Cyclopentanone	298.15	-28	104
				1,2-Dichloroethane	323.65	24	27
				1,2-Dichloroethane	328.15	34	27
				1,2-Dichloroethane	333.15	38	27
				1,2-Dichloroethane	368.15	44	27
				1,2-Dichloroethane	373.15	46	27
				1,2-Dichloroethane	378.15	46	27
				<i>N,N</i> -Dimethylformamide	293.15	-28	35
				<i>N,N</i> -Dimethylformamide	308.15	-19	35
				<i>N,N</i> -Dimethylformamide	323.15	-14	35
				<i>N,N</i> -Dimethylformamide	338.15	-7.5	35
				<i>N,N</i> -Dimethylformamide	353.15	2.4	35
Glass	23200			Tetrahydrofuran	303.15	-34	59
Liquid	23200			Tetrahydrofuran	303.15	-14	59
Glass	38700			Tetrahydrofuran	303.15	-35	59
Liquid	38700			Tetrahydrofuran	303.15	-14	59
Glass	53500			Tetrahydrofuran	303.15	-39	59
Liquid	53500			Tetrahydrofuran	303.15	-14	59
Glass	66700			Tetrahydrofuran	303.15	-36	59
Liquid	66700			Tetrahydrofuran	303.15	-14	59
Glass	136000			Tetrahydrofuran	303.15	-39	59
Liquid	136000			Tetrahydrofuran	303.15	-14	59
Glass	155400			Tetrahydrofuran	303.15	-39	59

Polymer	M_n / g/mol	M_w / g/mol	M_v / g/mol	Solvent	T /K	ΔH_B^∞ / J/g	Ref.
Liquid	155400			Tetrahydrofuran	303.15	-14	59
<i>Poly(1-vinyl-3,5-dimethyl-1,2,4-triazole)</i>							
				<i>N,N</i> -Dimethylformamide	298.15	-28	94
				Water	298.15	-139	94
<i>Poly(1-vinylimidazole)</i>							
	20700			Acetic acid	298.15	-393	94
	20700			Butanoic acid	298.15	-322	94
	20700			<i>N,N</i> -Dimethylacetamide	298.15	-48	94
	20700			<i>N,N</i> -Dimethylformamide	298.15	-48	94
	20700			1-Methyl-2-pyrrolidinone	298.15	-54	91
	20700			Pentanoic acid	298.15	-325	94
	20700			Propanoic acid	298.15	-278	94
	20700			Water	298.15	-119	91
<i>Poly(1-vinylpyrazole)</i>							
	18900			Acetic acid	298.15	-88	94
	18900			Butanoic acid	298.15	-60	94
	18900			<i>N,N</i> -Dimethylacetamide	298.15	-26	94
	18900			<i>N,N</i> -Dimethylformamide	298.15	-28	94
	18900			Pentanoic acid	298.15	-52	94
	18900			Propanoic acid	298.15	-36	94
<i>Poly(1-vinyl-2-pyrrolidone)</i>							
			32000	Trichloromethane	298.15	-75	48
			32000	Water	298.15	-150	48
<i>Poly(1-vinyl-1,2,4-triazole)</i>							
	69500			Acetic acid	298.15	-85	94
	69500			Butanoic acid	298.15	-74	94
	69500			<i>N,N</i> -Dimethylacetamide	298.15	-49	94
	69500			<i>N,N</i> -Dimethylformamide	298.15	-47	94
	69500			1-Methyl-2-pyrrolidinone	298.15	-55	91
	69500			Pentanoic acid	298.15	-75	94
	69500			Propanoic acid	298.15	-72	94
	69500			Water	298.15	-68	91
<i>Vinyl acetate/vinyl alcohol copolymer</i>							
(9 wt% Vinyl acetate)				2-Propanone	298.15	6.3	33
(44 wt% Vinyl acetate)				2-Propanone	298.15	4.6	33
(57 wt% Vinyl acetate)				2-Propanone	298.15	0.0	33
(67 wt% Vinyl acetate)				2-Propanone	298.15	-1.3	33
(4.2 mol% Vinyl acetate)							
7560				Water	303.15	-41	15
(4.3 mol% Vinyl acetate)							
64300				Water	303.15	-49	15
(9.0 mol% Vinyl acetate)							
66900				Water	303.15	-55	15
(10.3 mol% Vinyl acetate)							
7970				Water	303.15	-41	15
(15.3 mol% Vinyl acetate)							
8300				Water	303.15	-60	15

Polymer	M_n / g/mol	M_w / g/mol	M_v / g/mol	Solvent	T/K	ΔH_B^∞ / J/g	Ref.
(15.4 mol% Vinyl acetate) 70700				Water	303.15	-65	15
(19.5 mol% Vinyl acetate) 73100				Water	303.15	-66	15
(22.1 mol% Vinyl acetate) 8800				Water	303.15	-60	15
(26.2 mol% Vinyl acetate) 77000				Water	303.15	-64	15
(30.6 mol% Vinyl acetate) 9370				Water	303.15	-53	15
(34.0 mol% Vinyl acetate) 81600				Water	303.15	-60	15
(34.7 mol% Vinyl acetate) 9670				Water	303.15	-44	15
Vinyl acetate/vinyl chloride copolymer (90 wt% Vinyl chloride)							
Glass	12400	26000		Cyclohexanone	304.15	-37	101
Liquid	12400	26000		Cyclohexanone	304.15	-16	101
Vinyl chloride/vinylidene chloride copolymer							
				Trichloromethane	297.15	-17	2

References

- Liepatoff, S. and Preobagenskaja, S., *Kolloid Z. Z. Polym.*, 68, 324, 1934.
- Kargin, V. and Papkov, S., *Acta Physicochim. URSS*, 3, 839, 1935.
- Papkov, S. and Kargin, V., *Acta Physicochim. URSS*, 7, 667, 1937.
- Tager, A. and Kargin, V., *Acta Physicochim. URSS*, 14, 713, 1941.
- Raine, H.C., Richards, R.B., and Ryder, H., *Trans Faraday Soc.*, 41, 56, 1945.
- Roberts, D.E., Walton, W.W., and Jessup, R.S., *J. Polym. Sci.*, 2, 420, 1947.
- Tager, A. and Sanatina, V., *Kolloidn. Zhur.*, 12, 474, 1950.
- Glikman, S.A. and Root, L.A., *Zh. Obshch. Khim.*, 21, 58, 1951.
- Hellfritz, H., *Makromol. Chem.*, 7, 191, 1951.
- Tager, A. and Vershkaïn, R., *Kolloidn. Zhur.*, 13, 123, 1951.
- Tager, A.A., and Kargin, V.A., *Kolloidn. Zhur.*, 14, 367, 1952.
- Tager, A.A. and Dombek, Zh.S., *Kolloidn. Zhur.*, 15, 69, 1953.
- Daoust, H. and Rinfret, M., *Can. J. Chem.*, 32, 492, 1954.
- Gatovskaya, T.V., Kargin, V.A., and Tager, A.A., *Zh. Fiz. Khim.*, 29, 883, 1955.
- Oya, S., *Chem. High Polym. Japan*, 12, 122, 1955.
- Schulz, G.V., Guenner, K. von, and Gerrens, H., *Z. Phys. Chem., N. F.*, 4, 192, 1955.
- Tager, A.A., Kosova, L.K., Karlinskaya, D.Yu., and Yurina, I.A., *Kolloid. Zhur.*, 17, 315, 1955.
- Tager, A.A. and Kosova, L.K., *Kolloid. Zhur.*, 17, 391, 1955.
- Tager, A.A., Krivokorytova, R.V., and Khodorov, P.M., *Dokl. Akad. Nauk SSSR*, 100, 741, 1955.
- Glikman, S.A. and Root, L.A., *Kolloidn. Zhur.*, 18, 523, 1956.
- Jenckel, E. and Gorke, K., *Z. Elektrochem.*, 60, 579, 1956.
- Lipatov, Yu.S., Kargin, V.A., and Slonimskii, G.L., *Zh. Fiz. Khim.*, 30, 1202, 1956.
- Meerson, S.I. and Lipatov, S.M., *Kolloidn. Zh.*, 18, 447, 1956.
- Mikhailov, N.V. and Fainberg, E.Z., *Kolloidn. Zhur.*, 18, 44, 1956.
- Struminskii, G.V. and Slonimskii, G.L., *Zh. Fiz. Khim.*, 30, 1941, 1956.
- Gal'perin, D.I. and Moseev, L.I., *Kolloidn. Zhur.*, 19, 167, 1957.
- Akhmedov, K.S., *Uzb. Khim. Zh.* (1), 19, 1958.
- Kargin, V.A. and Lipatov, Yu.S., *Zh. Fiz. Khim.*, 32, 326, 1958.
- Meerson, S.I. and Lipatov, S.M., *Kolloidn. Zhur.*, 20, 353, 1958.
- Tager, A.A. and Galkina, L.A., *Nauchn. Dokl. Vyssh. Shkol., Khim. Khim. Tekhnol.*, (2), 357, 1958.
- Tager, A. A. and Kargin, V. A., *Zh. Fiz. Khim.*, 32, 1362, 1958.
- Tager, A. A. and Kargin, V. A., *Zh. Fiz. Khim.*, 32, 2694, 1958.
- Tager, A.A. and Iovleva, M., *Zh. Fiz. Khim.*, 32, 1774, 1958.
- Horth, A., Patterson, D., and Rinfret, M., *J. Polym. Sci.*, 39, 189, 1959.
- Zelikman, S.G. and Mikhailov, N.V., *Vysokomol. Soedin.*, 1, 1077, 1959.
- Mueller, F.H. and Engelter, A., *Kolloid Z.*, 171, 152, 1960.
- Delmas, G., Patterson, D., and Boehme, A., *Trans. Faraday Soc.*, 58, 2116, 1962.
- Delmas, G., Patterson, D., and Somcynsky, T., *J. Polym. Sci.*, 57, 79, 1962.
- Tager, A.A. and Podlesnyak, A.I., *Vysokomol. Soedin., Ser. A*, 5, 87, 1963.
- Delmas, G., Patterson, D., and Bhattacharyya, S.N., *J. Phys. Chem.*, 68, 1468, 1964.
- Patterson, D., *J. Polym. Sci.: Part A*, 2, 5177, 1964.
- Zverev, M.P., Barash, A.N., and Zubov, P.I., *Vysokomol. Soedin., Ser. A*, 6, 1012, 1964.
- Cottam, B.J., Cowie, J.M.G., and Bywater, S., *Makromol. Chem.*, 86, 116, 1965.
- Bianchi, U., Pedemonte, E., and Rossi, C., *Makromol. Chem.*, 92, 114, 1966.
- Cuniberti, C. and Bianchi, U., *Polymer*, 7, 151, 1966.
- Giacometti, G. and Turolla, A., *Z. Phys. Chem., N.F.*, 51, 108, 1966.
- Schreiber, H.P. and Waldman, M.H., *J. Polym. Sci.: Part A-2*, 5, 555, 1967.
- Goldfarb, J. and Rodriguez, S., *Makromol. Chem.*, 116, 96, 1968.
- Maron, S.H. and Daniels, C.A., *J. Macromol. Sci.-Phys. B*, 2, 769, 1968.
- Morimoto, S., *J. Polym. Sci.: Part A-1*, 6, 1547, 1968.
- Bianchi, U., Cuniberti, C., Pedemonte, E., and Rossi, C., *J. Polym. Sci.: Part A-2*, 7, 855, 1969.
- Gerth, Ch. and Mueller, F.H., *Kolloid-Z. Z. Polym.*, 241, 1071, 1970.
- Liddell, A.H. and Swinton, F.L., *Discuss. Faraday Soc.*, 49, 115, 1970.
- Morimoto, S., *Nippon Kagaku Zasshi*, 91, 31, 1970.
- Nakayama, H., *Bull. Chem. Soc. Japan*, 43, 1683, 1970.

56. Blackadder, D.A. and Roberts, T.L., *Angew. Makromol. Chem.*, 27, 165, 1972.
57. Maron, S.H. and Filisko, F.E., *J. Macromol. Sci.-Phys. B*, 6, 57, 1972.
58. Maron, S.H. and Filisko, F.E., *J. Macromol. Sci.-Phys. B*, 6, 79, 1972.
59. Maron, S.H. and Filisko, F.E., *J. Macromol. Sci.-Phys. B*, 6, 413, 1972.
60. Sokolova, D.F., Sokolov, L.B., and Gerasimov, V.D., *Vysokomol. Soedin., Ser. B*, 14, 580, 1972.
61. Chahal, R.S., Kao, W.-P., and Patterson, D., *J. Chem. Soc., Faraday Trans. I*, 69, 1834, 1973.
62. Delmas, G. and Tancrede, P., *Eur. Polym. J.*, 9, 199, 1973.
63. Filisko, F.E., Raghava, R.S., and Yeh, G.S.Y., *J. Macromol. Sci.-Phys. B*, 10, 371, 1974.
64. Ikeda, M., Suga, H., and Seki, S., *Polymer*, 16, 634, 1975.
65. Kiselev, V.P., Shakhova, E.M., Fainberg, E.Z., Virnik, A.D., and Rogovin, Z.A., *Vysokomol. Soedin., Ser. B*, 18, 847, 1976.
66. Petrosyan, V.A., Gabrielyan, G.A., and Rogovin, Z.A., *Arm. Khim. Zhur.*, 29, 516, 1976.
67. Deshpande, D.D. and Prabhu, C.S., *Macromolecules*, 10, 433, 1977.
68. Miura, T. and Nakamura, M., *Bull. Chem. Soc. Japan*, 50, 2528, 1977.
69. Sokolova, D.F., Kudim, T.V., Sokolov, L.B., Zhegalova, N.I., and Zhuravlev, N.D., *Vysokomol. Soedin., Ser. B*, 20, 596, 1978.
70. Basedow, A.M. and Ebert, K.H., *J. Polym. Sci.: Polym. Symp.*, 66, 101, 1979.
71. Koller, J., *Dissertation*, TU München, 1979.
72. Lee, J.-O., Ono, M., Hamada, F., and Nakajima, A., *Polym. Bull.*, 1, 763, 1979.
73. Phuong-Nguyen, H. and Delmas, G., *Macromolecules*, 12, 740, 1979.
74. Phuong-Nguyen, H. and Delmas, G., *Macromolecules*, 12, 746, 1979.
75. Basedow, A.M., Ebert, K.H., and Feigenbutz, W., *Makromol. Chem.*, 181, 1071, 1980.
76. Graun, K., *Dissertation*, TU München, 1980.
77. Shiomi, T., Izumi, Z., Hamada, F., and Nakajima, A., *Macromolecules*, 13, 1149, 1980.
78. Shiomi, T., Kohra, Y., Hamada, F., and Nakajima, A., *Macromolecules*, 13, 1154, 1980.
79. Aharoni, S.M., Charlet, G., and Delmas, G., *Macromolecules*, 14, 1390, 1981.
80. Ochiai, H., Ohashi, T., Tadokoro, Y., and Murakami, I., *Polym. J.*, 14, 457, 1982.
81. Sharma, S.C., Mahajan, R., Sharma, V.K., and Lakhanpal, M.L., *Indian J. Chem.*, 21A, 682, 1982.
82. Sharma, S.C., Mahajan, R., Sharma, V.K., and Lakhanpal, M.L., *Indian J. Chem.*, 21A, 685, 1982.
83. Lakhanpal, M.L. and Parashar, R.N., *Indian J. Chem.*, 22A, 48, 1983.
84. Daoust, H. and St-Cyr, D., *Macromolecules*, 17, 596, 1984.
85. Aeleni, N., *Mater. Plast. (Bucharest)*, 22, 92, 1985.
86. Sharma, S.C. and Sharma, V.K., *Indian J. Chem.*, 24A, 292, 1985.
87. Sharma, S.C., Bhalla, S., and Sharma, V.K., *Indian J. Chem.*, 25A, 131, 1986.
88. Sharma, S.C., Syngal, M., and Sharma, V.K., *Indian J. Chem.*, 26A, 285, 1987.
89. Aukett, P.N. and Brown, C.S., *J. Therm. Anal.*, 33, 1079, 1988.
90. Lanzavecchia, L. and Pedemonte, E., *Thermochim. Acta*, 137, 123, 1988.
91. Tager, A.A., Safronov, A.P., Voit, V.V., Lopyrev, V.A., Ermakova, T.G., Tatarova, L.A., and Shagelaeva, N.S., *Vysokomol. Soedin., Ser. A*, 30, 2360, 1988.
92. Pedemonte, E. and Lanzavecchia, L., *Thermochim. Acta*, 162, 223, 1990.
93. Shiomi, T., Ishimatsu, H., Eguchi, T., and Imai, K., *Macromolecules*, 23, 4970, 1990.
94. Tager, A.A. and Safronov, A.P., *Vysokomol. Soedin., Ser. A*, 33, 67, 1991.
95. Zellner, H., *Dissertation*, TU München, 1993.
96. Brunacci, A., Pedemonte, E., Cowie, J.M.G., and McEwen, I. J., *Polymer*, 35, 2893, 1994.
97. Carlsson, M., Hallen, D., and Linse, P., *J. Chem. Soc. Faraday Trans.*, 91, 2081, 1995.
98. Sato, T., Tohyama, M., Suzuki, M., Shiomi, T., and Imai, K., *Macromolecules*, 29, 8231, 1996.
99. Shiomi, T., Tohyama, M., Endo, M., Sato, T., and Imai, K., *J. Polym. Sci.: Part B: Polym. Phys.*, 34, 2599, 1996.
100. Kizhnyayev, V.N., Gorkovenko, O.P., Bazhenov, D.N., and Smirnov, A.I., *Vysokomol. Soedin., Ser. A*, 39, 856, 1997.
101. Sato, T., Suzuki, M., Tohyama, M., Endo, M., Shiomi, T., and Imai, K., *Polym. J.*, 29, 417, 1997.
102. Vanderryn, J. and Zettlemyer, A.C., *Ind. Eng. Chem., Chem. Eng. Data Ser.*, 2, 56, 1957.
103. Parashar, R. and Sharma, S.C., *Indian J. Chem.*, 27A, 1092, 1988.
104. Righetti, M.C., Cardelli, C., Sculari, M., Tombari, E., and Conti, G., *Polymer*, 43, 5035, 2002.
105. Phuong-Nguyen, H. and Delmas, G., *J. Solution Chem.*, 23, 249, 1994.
106. Wohlfarth, C., *CRC Handbook of Enthalpy Data of Polymer-Solvent Systems*, CRC Press, Boca Raton, 2006.

ASTRONOMICAL CONSTANTS

Victor Abalakin

The constants in this table are based primarily on the set of constants adopted by the International Astronomical Union (IAU) in 1976. Updates have been made when new data were available. All values are given in SI Units; thus masses are expressed in kilograms and distances in meters.

The astronomical unit of time is a time interval of one day (1 d) equal to 86400 s. An interval of 36525 d is one Julian century (1 cy).

References

1. Seidelmann, P. K., *Explanatory Supplement to the Astronomical Almanac*, University Science Books, Mill Valley, CA, 1990.
2. Lang, K. R., *Astrophysical Data: Planets and Stars*, Springer-Verlag, New York, 1992.
3. *The Astronomical Almanac for the Year 2005*, U.S. Government Printing Office, Washington, and Her Majesty's Stationary Office, London (2003).

Defining constants

Gaussian gravitational constant	$k = 0.01720209895 \text{ m}^3 \text{ kg}^{-1} \text{ s}^{-2}$
Speed of light	$c = 299792458 \text{ m s}^{-1}$

Primary constants

Light-time for unit distance (1 ua)	$\tau_A = 499.004782 \text{ s}$
Equatorial radius of earth	$a_e = 6378140 \text{ m}$
Equatorial radius of earth (IUGG value)	$a_e = 6378136 \text{ m}$
Dynamical form-factor for earth	$J_2 = 0.001082626$
Geocentric gravitational constant	$GE = 3.986005 \times 10^{14} \text{ m}^3 \text{ s}^{-2}$
Constant of gravitation	$G = 6.6742 \times 10^{-11} \text{ m}^3 \text{ kg}^{-1} \text{ s}^{-2}$
Ratio of mass of moon to that of earth	$\mu = 0.01230002$
	$1/\mu = 81.300587$
General precession in longitude, per Julian century, at standard epoch J2000	$\rho = 5029''.0966$
Obliquity of the ecliptic at standard epoch J2000	$\epsilon = 23^\circ 26' 21''.448$

Derived constants

Constant of nutation at standard epoch J2000	$N = 9''.2025$
Unit distance ($ua = c\tau_A$)	$ua = 1.49597870660 \times 10^{11} \text{ m}$
Solar parallax ($\pi_0 = \arcsin(a_e/ua)$)	$\pi_0 = 8''.794148$
Constant of aberration for standard epoch J2000	$\kappa = 20''.49552$
Flattening factor for the earth	$f = 1/298.257 = 0.00335281$
Heliocentric gravitational constant ($GS = A^3 k^2 / D^2$)	$GS = 1.32712438 \times 10^{20} \text{ m}^3 \text{ s}^{-2}$
Ratio of mass of sun to that of the earth ($S/E = (GS)/(GE)$)	$S/E = 332946.0$
Ratio of mass of sun to that of earth + moon	$(S/E)/(1 + \mu) = 328900.5$
Mass of the sun ($S = (GS)/G$)	$S = 1.98844 \times 10^{30} \text{ kg}$

Ratios of mass of sun to masses of the planets

Mercury	6023600
Venus	408523.5
Earth + moon	328900.5
Mars	3098710
Jupiter	1047.355
Saturn	3498.5
Uranus	22869
Neptune	19314
Pluto	3000000

PROPERTIES OF THE SOLAR SYSTEM

The following tables give various properties of the planets and characteristics of their orbits in the solar system. Certain properties of the sun and of the earth's moon are also included.

Explanations of the column headings:

- *Den.*: mean density in g/cm³
- *Radius*: radius at the equator in km
- *Flattening*: degree of oblateness, defined as $(r_e - r_p) / r_e$, where r_e and r_p are the equatorial and polar radii, respectively
- *Potential coefficients*: coefficients in the spherical harmonic representation of the gravitational potential U by the equation

$$U(r, \phi) = (GM/r) [1 - \sum J_n (a/r)^n P_n(\sin \phi)]$$

where G is the gravitational constant, r the distance from the center of the planet, a the radius of the planet, M the mass, ϕ the latitude, and P_n the Legendre polynomial of degree n .

- *Gravity*: acceleration due to gravity at the surface
- *Escape velocity*: velocity needed at the surface of the planet to escape the gravitational pull
- *Dist. to sun*: semi-major axis of the elliptical orbit (1 ua = 1.496 × 10⁸ km)
- e : eccentricity of the orbit
- *Ecliptic angle*: angle between the planetary orbit and the plane of the earth's orbit around the sun
- *Inclin.*: angle between the equatorial plane and the plane of the planetary orbit
- *Rot. period*: period of rotation of the planet measured in earth days
- *Albedo*: ratio of the light reflected from the planet to the light incident on it
- T_{sur} : mean temperature at the surface
- P_{sur} : pressure of the atmosphere at the surface

The following general information on the solar system is of interest:

- Mass of the earth = $M_e = 5.9742 \times 10^{24}$ kg
- Total mass of planetary system = 2.669×10^{27} kg = 447 M_e
- Total angular momentum of planetary system = 3.148×10^{43} kg m²/s
- Total kinetic energy of the planets = 1.99×10^{35} J
- Total rotational energy of planets = 0.7×10^{35} J

Properties of the sun:

- Mass = 1.9891×10^{30} kg = 332946.0 M_e
- Radius = 6.9599×10^8 m
- Surface area = 6.087×10^{18} m²
- Volume = 1.412×10^{27} m³
- Mean density = 1.409 g/cm³
- Gravity at surface = 27398 cm/s²
- Escape velocity at surface = 6.177×10^5 m/s
- Effective temperature = 5780 K
- Total radiant power emitted (luminosity) = 3.86×10^{26} W
- Surface flux of radiant energy = 6.340×10^7 W/m²
- Flux of radiant energy at the earth (Solar Constant) = 1373 W/m²

References

1. Seidelmann, P. K., Ed., *Explanatory Supplement to the Astronomical Almanac*, University Science Books, Mill Valley, CA, 1992.
2. Lang, K. R., *Astrophysical Data: Planets and Stars*, Springer-Verlag, New York, 1992.
3. Allen, C. W., *Astrophysical Quantities, Third Edition*, Athlone Press, London, 1977.

Planet	Mass 10 ²⁴ kg	Den. g/cm ³	Radius km	Flattening	Potential coefficients			Gravity cm/s ²	Escape vel. km/s
					10 ³ J ₂	10 ⁶ J ₃	10 ⁶ J ₄		
Mercury	0.33022	5.43	2439.7	0				370	4.25
Venus	4.8690	5.24	6051.9	0	0.027			887	10.4
Earth	5.9742	5.515	6378.140	0.00335364	1.08263	-2.54	-1.61	980	11.2
(Moon)	0.073483	3.34	1738	0	0.2027			162	2.37
Mars	0.64191	3.94	3397	0.00647630	1.964	36		371	5.02
Jupiter	1898.8	1.33	71492	0.0648744	14.75	-580		2312	59.6
Saturn	568.50	0.70	60268	0.0979624	16.45	-1000		896	35.5
Uranus	86.625	1.30	25559	0.0229273	12			777	21.3
Neptune	102.78	1.76	24764	0.0171	4			1100	23.3
Pluto	0.015	1.1	1151	0				72	1.1

PROPERTIES OF THE SOLAR SYSTEM

The following tables give various properties of the planets and characteristics of their orbits in the solar system. Certain properties of the sun and of the earth's moon are also included.

Explanations of the column headings:

- *Den.*: mean density in g/cm³
- *Radius*: radius at the equator in km
- *Flattening*: degree of oblateness, defined as $(r_e - r_p) / r_e$, where r_e and r_p are the equatorial and polar radii, respectively
- *Potential coefficients*: coefficients in the spherical harmonic representation of the gravitational potential U by the equation

$$U(r, \phi) = (GM/r) [1 - \sum J_n (a/r)^n P_n(\sin \phi)]$$

where G is the gravitational constant, r the distance from the center of the planet, a the radius of the planet, M the mass, ϕ the latitude, and P_n the Legendre polynomial of degree n .

- *Gravity*: acceleration due to gravity at the surface
- *Escape velocity*: velocity needed at the surface of the planet to escape the gravitational pull
- *Dist. to sun*: semi-major axis of the elliptical orbit (1 ua = 1.496×10^8 km)
- ϵ : eccentricity of the orbit
- *Ecliptic angle*: angle between the planetary orbit and the plane of the earth's orbit around the sun
- *Inclin.*: angle between the equatorial plane and the plane of the planetary orbit
- *Rot. period*: period of rotation of the planet measured in earth days
- *Albedo*: ratio of the light reflected from the planet to the light incident on it
- T_{sur} : mean temperature at the surface
- P_{sur} : pressure of the atmosphere at the surface

The following general information on the solar system is of interest:

- Mass of the earth = $M_e = 5.9742 \times 10^{24}$ kg
- Total mass of planetary system = 2.669×10^{27} kg = $447 M_e$
- Total angular momentum of planetary system = 3.148×10^{43} kg m²/s
- Total kinetic energy of the planets = 1.99×10^{35} J
- Total rotational energy of planets = 0.7×10^{35} J

Properties of the sun:

- Mass = 1.9891×10^{30} kg = $332946.0 M_e$
- Radius = 6.9599×10^8 m
- Surface area = 6.087×10^{18} m²
- Volume = 1.412×10^{27} m³
- Mean density = 1.409 g/cm³
- Gravity at surface = 27398 cm/s²
- Escape velocity at surface = 6.177×10^5 m/s
- Effective temperature = 5780 K
- Total radiant power emitted (luminosity) = 3.86×10^{26} W
- Surface flux of radiant energy = 6.340×10^7 W/m²
- Flux of radiant energy at the earth (Solar Constant) = 1373 W/m²

References

1. Seidelmann, P. K., Ed., *Explanatory Supplement to the Astronomical Almanac*, University Science Books, Mill Valley, CA, 1992.
2. Lang, K. R., *Astrophysical Data: Planets and Stars*, Springer-Verlag, New York, 1992.
3. Allen, C. W., *Astrophysical Quantities, Third Edition*, Athlone Press, London, 1977.

Planet	Mass 10 ²⁴ kg	Den. g/cm ³	Radius km	Flattening	Potential coefficients			Gravity cm/s ²	Escape vel. km/s
					10 ³ J ₂	10 ⁶ J ₃	10 ⁶ J ₄		
Mercury	0.33022	5.43	2439.7	0				370	4.25
Venus	4.8690	5.24	6051.9	0	0.027			887	10.4
Earth	5.9742	5.515	6378.140	0.00335364	1.08263	-2.54	-1.61	980	11.2
(Moon)	0.073483	3.34	1738	0	0.2027			162	2.37
Mars	0.64191	3.94	3397	0.00647630	1.964	36		371	5.02
Jupiter	1898.8	1.33	71492	0.0648744	14.75	-580		2312	59.6
Saturn	568.50	0.70	60268	0.0979624	16.45	-1000		896	35.5
Uranus	86.625	1.30	25559	0.0229273	12			777	21.3
Neptune	102.78	1.76	24764	0.0171	4			1100	23.3
Pluto	0.015	1.1	1151	0				72	1.1

SATELLITES OF THE PLANETS

This table gives characteristics of the known satellites of the planets. The parameters covered are:

- Orbital period in units of earth days. An R following the value indicates a retrograde motion.
- Distance from the planet, as measured by the semi-major axis of the orbit.
- Eccentricity of the orbit.
- Inclination of the satellite orbit with respect to the equator of the planet.
- Mass of the satellite relative to the planet.
- Radius of the satellite in km.
- Mean density of the satellite.
- Geometric albedo, which is a measure of the fraction of incident sunlight reflected by the satellite.

References

1. Seidelmann, P. K., Ed., *Explanatory Supplement to the Astronomical Almanac*, University Science Books, Mill Valley, CA, 1992.
2. Lang, K. R., *Astrophysical Data: Planets and Stars*, Springer-Verlag, New York, 1992.
3. Burns, J. A., and Matthews, M. S., Eds., *Satellites*, University of Arizona Press, Tucson, 1986.

Planet	Satellite	Orb. Period d	Distance 10 ³ km	Eccentricity	Inclination	Rel. mass	Radius km	Den. g/cm ³	Albedo
Earth	Moon	27.321661	384.400	0.054900489	18.28–28.58°	0.01230002	1738	3.34	0.12
Mars	I Phobos	0.31891023	9.378	0.015	1.0°	1.5 × 10 ⁻⁸	13.5 × 10.8 × 9.4	<2	0.06
	II Deimos	1.2624407	23.459	0.0005	0.9–2.7°	3 × 10 ⁻⁹	7.5 × 6.1 × 5.5	<2	0.07
Jupiter	I Io	1.769137786	422	0.004	0.04°	4.68 × 10 ⁻⁵	1815	3.55	0.61
	II Europa	3.551181041	671	0.009	0.47°	2.52 × 10 ⁻⁵	1569	3.04	0.64
	III Ganymede	7.15455296	1070	0.002	0.21°	7.80 × 10 ⁻⁵	2631	1.93	0.42
	IV Callisto	16.6890184	1883	0.007	0.51°	5.66 × 10 ⁻⁵	2400	1.83	0.20
	V Amalthea	0.49817905	181	0.003	0.40°	3.8 × 10 ⁻⁹	135 × 83 × 75		0.05
	VI Himalia	250.5662	11480	0.15798	27.63°	5.0 × 10 ⁻⁹	93		0.03
	VII Elara	259.6528	11737	0.20719	24.77°	4 × 10 ⁻¹⁰	38		0.03
	VIII Pasiphae	735 R	23500	0.378	145°	1 × 10 ⁻¹⁰	25		
	IX Sinope	758 R	23700	0.275	153°	0.4 × 10 ⁻¹⁰	18		
	X Lysithea	259.22	11720	0.107	29.02°	0.4 × 10 ⁻¹⁰	18		
	XI Carme	692 R	22600	0.20678	164°	0.5 × 10 ⁻¹⁰	20		
	XII Ananke	631 R	21200	0.16870	147°	0.2 × 10 ⁻¹⁰	15		
	XIII Leda	238.72	11094	0.14762	26.07°	0.03 × 10 ⁻¹⁰	8		
	XIV Thebe	0.6745	222	0.015	0.8°	4 × 10 ⁻¹⁰	55 × 45		0.05
	XV Adrastea	0.29826	129			0.1 × 10 ⁻¹⁰	12.5 × 10 × 7.5		0.05
	XVI Metis	0.294780	128			0.5 × 10 ⁻¹⁰	20		0.05
Saturn	I Mimas	0.942421813	185.52	0.0202	1.53°	8.0 × 10 ⁻⁸	196	1.44	0.5
	II Enceladus	1.370217855	238.02	0.00452	1.86°	1.3 × 10 ⁻⁷	250	1.13	1.0
	III Tethys	1.887802160	294.66	0.00000	1.86°	1.3 × 10 ⁻⁶	530	1.20	0.9
	IV Dione	2.736914742	377.40	0.002230	0.02°	1.85 × 10 ⁻⁶	560	1.41	0.7
	V Rhea	4.517500436	527.04	0.00100	0.35°	4.4 × 10 ⁻⁶	765	1.33	0.7
	VI Titan	15.94542068	1221.83	0.029192	0.33°	2.38 × 10 ⁻⁴	2575	1.88	0.21
	VII Hyperion	21.2766088	1481.1	0.104	0.43°	3 × 10 ⁻⁸	205 × 130 × 110		0.3
	VIII Iapetus	79.3301825	3561.3	0.02828	14.72°	3.3 × 10 ⁻⁶	730	1.15	0.2
	IX Phoebe	550.48 R	12952	0.16326	177°	7 × 10 ⁻¹⁰	110		0.06
	X Janus	0.6945	151.472	0.007	0.14°		110 × 100 × 80		0.8
	XI Epimetheus	0.6942	151.422	0.009	0.34°		70 × 60 × 50		0.8
	XII Helene	2.7369	377.40	0.005	0.0°		18 × 16 × 15		0.7
	XIII Telesto	1.8878	294.66				17 × 14 × 13		0.5
	XIV Calypso	1.8878	294.66				17 × 11 × 11		0.6
	XV Atlas	0.6019	137.670	0.000	0.3°		20 × 10		0.9
	XVI Prometheus	0.6130	139.353	0.003	0.0°		70 × 50 × 40		0.6
	XVII Pandora	0.6285	141.700	0.004	0.0°		55 × 45 × 35		0.9
	XVIII Pan	0.5750	133.583				10		0.5
Uranus	I Ariel	2.52037935	191.02	0.0034	0.3°	1.56 × 10 ⁻⁵	579	1.55	0.34
	II Umbriel	4.1441772	266.30	0.0050	0.36°	1.35 × 10 ⁻⁵	586	1.58	0.18
	III Titania	8.7058717	435.91	0.0022	0.14°	4.06 × 10 ⁻⁵	790	1.69	0.27
	IV Oberon	13.4632389	583.52	0.0008	0.10°	3.47 × 10 ⁻⁵	762	1.64	0.24

Planet	Satellite	Orb. Period d	Distance 10 ³ km	Eccentricity	Inclination	Rel. mass	Radius km	Den. g/cm ³	Albedo
	V Miranda	1.41347925	129.39	0.0027	4.2°	0.08 × 10 ⁻⁵	240	1.25	0.27
	VI Cordelia	0.335033	49.77	<0.001	0.1°		13		0.07
	VII Ophelia	0.376409	53.79	0.010	0.1°		15		0.07
	VIII Bianca	0.434577	59.17	<0.001	0.2°		21		0.07
	IX Cressida	0.463570	61.78	<0.001	0.0°		31		0.07
	X Desdemona	0.473651	62.68	<0.001	0.2°		27		0.07
	XI Juliet	0.493066	64.35	<0.001	0.1°		42		0.07
	XII Portia	0.513196	66.09	<0.001	0.1°		54		0.07
	XIII Rosalind	0.558459	69.94	<0.001	0.3°		27		0.07
	XIV Belinda	0.623525	75.26	<0.001	0.0°		33		0.07
	XV Puck	0.761832	86.01	<0.001	0.31°		77		0.07
Neptune	I Triton	5.8768541 R	354.76	0.000016	157.345°	2.09 × 10 ⁻⁴	1353	2.05	0.7
	II Nereid	360.13619	5513.4	0.7512	27.6°	2 × 10 ⁻⁷	170		0.4
	III Naiad	0.294396	117.6	<0.001	4.74°		29		0.06
	IV Thalassa	0.311485	73.6	<0.001	0.21°		40		0.06
	V Despina	0.334655	52.6	<0.001	0.07°		74		0.06
	VI Galatea	0.428745	62.0	<0.001	0.05°		79		0.06
	VII Larissa	0.554654	50.0	<0.0014	0.20°		104 × 89		0.06
	VIII Proteus	1.122315	48.2	<0.001	0.55°		218 × 208 × 201		0.06
Pluto	I Charon	6.38725	19.6	<0.001	99°	0.22	593		0.5

MASS, DIMENSIONS, AND OTHER PARAMETERS OF THE EARTH

This table is a collection of data on various properties of the Earth. Most of the values are given in SI units. Note that 1 ua (astronomical unit) = 149,597,870 km.

References

1. Seidelmann, P. K., Ed., *Explanatory Supplement to the Astronomical Almanac*, University Science Books, Mill Valley, CA, 1992.
2. Lang, K. R., *Astrophysical Data: Planets and Stars*, Springer-Verlag, New York, 1992.

Quantity	Symbol	Value	Unit
Mass	M	$5.9723 \cdot 10^{27}$	g
Major orbital semi-axis	a_{orb}	1.000000	ua
		$1.4959787 \cdot 10^8$	km
Distance from sun at perihelion	r_{π}	0.9833	ua
Distance from sun at aphelion	r_{α}	1.0167	ua
Moment of perihelion passage	T_{π}	Jan. 2, 4 h 52 min	
Moment of aphelion passage	T_{α}	July 4, 5 h 05 min	
Siderial rotation period around sun	P_{orb}	$31.5581 \cdot 10^6$	s
		365.25636	d
Mean rotational velocity	U_{orb}	29.78	km/s
Mean equatorial radius	\bar{a}	6378.140	km
Mean polar compression (flattening factor)	α	$1/298.257$	
Difference in equatorial and polar semi-axes	$a - c$	21.385	km
Compression of meridian of major equatorial axis	α_a	$1/295.2$	
Compression of meridian of minor equatorial axis	α_b	$1/298.0$	
Equatorial compression	ϵ	$1/30\,000$	
Difference in equatorial semi-axes	$a - b$	213	m
Difference in polar semi-axes	$c_N - c_S$	~ 70	m
Polar asymmetry	η	$\sim 1 \cdot 10^{-5}$	
Mean acceleration of gravity at equator	g_e	9.78036	m/s ²
Mean acceleration of gravity at poles	g_p	9.83208	m/s ²
Difference in acceleration of gravity at pole and at equator	$g_p - g_e$	5.172	cm/s ²
Mean acceleration of gravity for entire surface of terrestrial ellipsoid	g	9.7978	m/s ²
Mean radius	R	6371.0	km
Area of surface	S	$5.10 \cdot 10^8$	km ²
Volume	V	$1.0832 \cdot 10^{12}$	km ³
Mean density	ρ	5.515	g/cm ³
Siderial rotational period	P	86,164.09	s
Rotational angular velocity	ω	$7.292116 \cdot 10^{-5}$	rad/s
Mean equatorial rotational velocity	v	0.46512	km/s
Rotational angular momentum	L	$5.861 \cdot 10^{33}$	J s
Rotational energy	E	$2.137 \cdot 10^{29}$	J
Ratio of centrifugal force to force of gravity at equator	q_c	$0.0034677 = 1/288$	
Moment of inertia	I	$8.070 \cdot 10^{37}$	kg m ²
Relative braking of earth's rotation due to tidal friction	$\Delta\omega_e/\omega$	$-4.2 \cdot 10^{-8}$	century ⁻¹
Relative secular acceleration of earth's rotation	$\Delta\omega_l/\omega$	$+1.4 \cdot 10^{-8}$	century ⁻¹
Not secular braking of earth's rotation	$\Delta\omega/\omega$	$-2.8 \cdot 10^{-8}$	century ⁻¹
Probable value of total energy of tectonic deformation of earth	E_t	$\sim 1 \cdot 10^{23}$	J/century
Secular loss of heat of earth through radiation into space	ΔE_k	$1 \cdot 10^{23}$	J/century
Portion of earth's kinetic energy transformed into heat as a result of lunar and solar tides in the hydrosphere	$\Delta''E_k$	$1.3 \cdot 10^{23}$	J/century
Differences in duration of days in March and August	ΔP	0.0025 (March-August)	s
Corresponding relative annual variation in earth's rotational velocity	$\Delta^*\omega/\omega$	$2.9 \cdot 10^{-8}$ (Aug.-March)	
Presumed variation in earth's radius between August and March	Δ^*R	-9.2 (Aug.-March)	cm
Annual variation in level of world ocean	Δh_o	~ 10 (Sept.-March)	cm
Area of continents	S_c	$1.49 \cdot 10^8$	km ²
		29.2	% of surface

Quantity	Symbol	Value	Unit
Area of world ocean	S_o	$3.61 \cdot 10^8$	km ²
Mean height of continents above sea level	h_c	70.8	% of surface
Mean depth of world ocean	h_o	3794	m
Mean thickness of lithosphere within the limits of the continents	$h_{c.l.}$	35	km
Mean thickness of lithosphere within the limits of the ocean	$h_{o.l.}$	4.7	km
Mean rate of thickening of continental lithosphere	$\Delta h / \Delta t$	10 – 40	m/10 ⁶ y
Mean rate of horizontal extension of continental lithosphere	$\Delta l / \Delta t$	0.75 – 20	km/10 ⁶ y
Mass of crust	m_1	$2.36 \cdot 10^{22}$	kg
Mass of mantle		$4.05 \cdot 10^{24}$	kg
Amount of water released from the mantle and core in the course of geological time		$3.40 \cdot 10^{21}$	kg
Total reserve of water in the mantle		$2 \cdot 10^{23}$	kg
Present content of free and bound water in the earth's lithosphere		$2.4 \cdot 10^{21}$	kg
Mass of hydrosphere	m_h	$1.664 \cdot 10^{21}$	kg
Amount of oxygen bound in the earth's crust		$1.300 \cdot 10^{21}$	kg
Amount of free oxygen		$1.5 \cdot 10^{18}$	kg
Mass of atmosphere	m_a	$5.136 \cdot 10^{18}$	kg
Mass of biosphere	m_b	$1.148 \cdot 10^{16}$	kg
Mass of living matter in the biosphere		$3.6 \cdot 10^{14}$	kg
Density of living matter on dry land		0.1	g/cm ²
Density of living matter in ocean		$15 \cdot 10^{-8}$	g/cm ³
Age of the earth		$4.55 \cdot 10^9$	y
Age of oldest rocks		$4.0 \cdot 10^9$	y
Age of most ancient fossils		$3.4 \cdot 10^9$	y

GEOLOGICAL TIME SCALE

Period or epoch	Beginning and end, in 10 ⁶ years	Key events
<i>Cenozoic era</i>		
Quaternian		
Contemporary	0–10,000 y ± 2,000 y	
Pleistocene	10,000–1,000,000 y ± 50,000 y	Homo Erectus breakout
Tertiary		
Pliocene	1.8–5.3	Ape man fossils
Miocene	5–25	Origin of grass
Oligocene	25–37	Rise of cats, dogs, pigs
Eocene	37–55	Debut of hoofed mammals
Paleocene	55–67	Earliest primates
<i>Mesozoic era</i>		
Cretaceous	67–138	Demise of dinosaurs
Jurassic	138–208	First birds
Triassic	208–245	Appearance of dinosaurs
<i>Paleozoic era</i>		
Permian	245–290	Flowers, insect pollination
Carboniferous	290–360	First conifers
Devonian	360–410	First vertebrates ashore
Silurian	410–435	Spore-bearing plants
Ordovician	435–520	First animals ashore
Cambrian	520–570	Vertebrates appear
<i>Pre-Cambrian</i>		
Pre-Cambrian III (Proterozoic)	570–2500	First plants, jellyfish
Pre-Cambrian II (Archean)	2500–3800	Photosynthetic bacteria
Pre-Cambrian I (Hadean)	3800–4450	Earth formed 4600 million years ago

Reference: Calder, N., *Timescale - An Atlas of the Fourth Dimension*, Viking Press, New York, 1983.

ACCELERATION DUE TO GRAVITY

The acceleration due to gravity is tabulated here as a function of latitude and height above the earth's surface. Values were calculated from the expression

$$g/(\text{m/s}^2) = 9.780356 (1 + 0.0052885 \sin^2 \phi - 0.0000059 \sin^2 2 \phi) - 0.003086 H$$

where ϕ is the latitude and H is the height in kilometers.

Reference

Jursa, A. S., Ed., *Handbook of Geophysics and the Space Environment*, 4th ed., Air Force Geophysics Laboratory, 1985, p. 14–17.

ϕ	$H = 0$	$H = 1 \text{ km}$	$H = 5 \text{ km}$	$H = 10 \text{ km}$
0	9.78036	9.77727	9.76493	9.74950
5	9.78075	9.77766	9.76532	9.74989
10	9.78191	9.77882	9.76648	9.75105
15	9.78381	9.78072	9.76838	9.75295
20	9.78638	9.78330	9.77095	9.75552
25	9.78956	9.78647	9.77413	9.75870
30	9.79324	9.79016	9.77781	9.76238
35	9.79732	9.79424	9.78189	9.76646
40	9.80167	9.79858	9.78624	9.77081
45	9.80616	9.80307	9.79073	9.77530
50	9.81065	9.80757	9.79522	9.77979
55	9.81501	9.81193	9.79958	9.78415
60	9.81911	9.81602	9.80368	9.78825
65	9.82281	9.81972	9.80738	9.79195
70	9.82601	9.82292	9.81058	9.79515
75	9.82860	9.82551	9.81317	9.79774
80	9.83051	9.82743	9.81508	9.79965
85	9.83168	9.82860	9.81625	9.80082
90	9.83208	9.82899	9.81665	9.80122

DENSITY, PRESSURE, AND GRAVITY AS A FUNCTION OF DEPTH WITHIN THE EARTH

This table gives the density ρ , pressure p , and acceleration due to gravity g as a function of depth below the earth's surface, as calculated from the model of the structure of the earth in Reference 1. The model assumes a radius of 6371 km for the earth. The boundary between the crust and mantle (the Mohorovicic discontinuity) is taken as 21 km, while in reality it varies considerable with location.

References

1. Anderson, D. L., and Hart, R. S., *J. Geophys. Res.*, 81, 1461, 1976.
2. Carmichael, R. S., *CRC Practical Handbook of Physical Properties of Rocks and Minerals*, p. 467, CRC Press, Boca Raton, FL, 1989.

Depth km	ρ g/cm ³	p kbar	g cm/s ²
<i>Crust</i>			
0	1.02	0	981
3	1.02	3	982
3	2.80	3	982
21	2.80	5	983
<i>Mantle (solid)</i>			
21	3.49	5	983
41	3.51	12	983
61	3.52	19	984
81	3.48	26	984
101	3.44	33	984
121	3.40	39	985
171	3.37	56	987
221	3.34	73	989
271	3.37	89	991
321	3.47	106	993
371	3.59	124	994
571	3.95	199	999
871	4.54	328	997
1171	4.67	466	992
1471	4.81	607	991

Depth km	ρ g/cm ³	p kbar	g cm/s ²
1771	4.96	752	994
2071	5.12	903	1002
2371	5.31	1061	1017
2671	5.45	1227	1042
2886	5.53	1352	1069
<i>Outer core (liquid)</i>			
2886	9.96	1352	1069
2971	10.09	1442	1050
3371	10.63	1858	953
3671	11.00	2154	874
4071	11.36	2520	760
4471	11.69	2844	641
4871	11.99	3116	517
5156	12.12	3281	427
<i>Inner core (solid)</i>			
5156	12.30	3281	427
5371	12.48	3385	355
5771	12.52	3529	218
6071	12.53	3592	122
6371	12.58	3617	0

OCEAN PRESSURE AS A FUNCTION OF DEPTH AND LATITUDE

The following table is based upon an ocean model which takes into account the equation of state of standard seawater and the dependence on latitude of the acceleration of gravity. The tabulated pressure value is the excess pressure over the ambient atmospheric pressure at the surface.

References

1. *International Oceanographic Tables, Volume 4*, Unesco Technical Papers in Marine Science No. 40, Unesco, Paris, 1987.
2. Saunders, P. M., and Fofonoff, N. P., *Deep-Sea Res.* 23, 109–111, 1976.

Depth (meters)	Pressure in MPa at the Specified Latitude						
	0°	15°	30°	45°	60°	75°	90°
0	0.0000	0.0000	0.0000	0.0000	0.0000	0.0000	0.0000
500	5.0338	5.0355	5.0404	5.0471	5.0537	5.0586	5.0605
1000	10.0796	10.0832	10.0930	10.1064	10.1198	10.1296	10.1333
1500	15.1376	15.1431	15.1577	15.1778	15.1980	15.2127	15.2182
2000	20.2076	20.2148	20.2344	20.2613	20.2882	20.3080	20.3153
2500	25.2895	25.2985	25.3231	25.3568	25.3905	25.4153	25.4244
3000	30.3831	30.3940	30.4236	30.4641	30.5047	30.5345	30.5453
3500	35.4886	35.5012	35.5358	35.5832	35.6307	35.6654	35.6782
4000	40.6056	40.6201	40.6598	40.7140	40.7683	40.8082	40.8229
4500	45.7342	45.7505	45.7952	45.8564	45.9176	45.9626	45.9791
5000	50.8742	50.8924	50.9421	51.0102	51.0785	51.1285	51.1469
5500	56.0255	56.0456	56.1004	56.1755	56.2508	56.3059	56.3262
6000	61.1882	61.2100	61.2700	61.3521	61.4344	61.4947	61.5168
6500	66.3619	66.3857	66.4508	66.5399	66.6292	66.6947	66.7187
7000	71.5467	71.5724	71.6427	71.7388	71.8352	71.9059	71.9318
7500	76.7426	76.7701	76.8456	76.9488	77.0523	77.1282	77.1560
8000	81.9493	81.9788	82.0594	82.1697	82.2804	82.3614	82.3911
8500	87.1669	87.1983	87.2841	87.4016	87.5193	87.6057	87.6373
9000	92.3950	92.4284	92.5194	92.6440	92.7689	92.8606	92.8941
9500	97.6346	97.6698	97.7661	97.8978	98.0300	98.1269	98.1624
10000	102.8800	102.9170	103.0185	103.1572	103.2961	103.3981	103.4355

PROPERTIES OF SEAWATER

In addition to the dependence on temperature and pressure, the physical properties of seawater vary with the concentration of the dissolved constituents. A convenient parameter for describing the composition is the salinity, S , which is defined in terms of the electrical conductivity of the seawater sample. The defining equation for the practical salinity is:

$$S = a_0 + a_1 K^{1/2} + a_2 K + a_3 K^{3/2} + a_4 K^2 + a_5 K^{5/2},$$

where K is the ratio of the conductivity of the seawater sample at 15°C and atmospheric pressure to the conductivity of a potassium chloride solution in which the mass fraction of KCl is 0.0324356, at the same temperature and pressure. The values of the coefficients are:

$$\begin{aligned} a_0 &= 0.0080 & a_3 &= 14.0941 \\ a_1 &= -0.1692 & a_4 &= -7.0261 \\ a_2 &= 25.3851 & a_5 &= 2.7081 \\ \Sigma a_i &= 35.0000 \end{aligned}$$

Thus when $K = 1$, $S = 35$ exactly (S is normally quoted in units of ‰, i.e., parts per thousand). The value of S can be roughly equated with the mass of dissolved material in grams per kilogram of seawater. Salinity values in the open oceans at mid latitudes typically fall between 34 and 36.

It is customary in oceanography to define the pressure at a given point as the pressure due to the column of water between that point and the surface. Thus by convention $P = 0$ at the sea surface. To a good approximation the pressure in decibars (dbar) can be equated to the depth in meters. Thus at 45° latitude the pressure is 5000 dbar at 4902 m, 10000 dbar at 9700 m.

The first table below gives several properties of seawater as a function of temperature for a salinity of 35. The second and third give density and electrical conductivity as a function of salinity at several temperatures, and the fourth lists typical concentrations of the main constituents of seawater as a function of salinity. The final table gives the freezing point as a function of salinity and pressure.

References

1. *The Practical Salinity Scale 1978 and the International Equation of State of Seawater 1980*, Unesco Technical Papers in Marine Science No. 36, Unesco, Paris, 1981; sections No. 37, 38, 39, and 40 in this series give background papers and detailed tables.
2. Kennish, M. J., *CRC Practical Handbook of Marine Science*, CRC Press, Boca Raton, FL, 1989.
3. Poisson, A. *IEEE J. Ocean. Eng.* OE-5, 50, 1981.
4. Webster, F., in *AIP Physics Desk Reference*, E. R. Cohen, D. R. Lide and G. L. Trigg, Eds., Springer-Verlag, New York, 2003.

Properties of Seawater as a Function of Temperature at Salinity $S = 35$ and Normal Atmospheric Pressure

ρ = density in g/cm³

$\beta = (1/\rho) (d\rho/dS)$ = fractional change in density per unit change in salinity

$\alpha = -(1/\rho) (d\rho/dt)$ = fractional change in density per unit change in temperature (°C⁻¹)

κ = electrical conductivity in S/cm

η = viscosity in mPa s (equal to cP)

c_p = specific heat in J/kg °C

ν = speed of sound in m/s

$t/^\circ\text{C}$	$\rho/\text{g cm}^{-3}$	$10^7\beta$	$10^7\alpha/^\circ\text{C}^{-1}$	$\kappa/\text{S cm}^{-1}$	$\eta/\text{mPa s}$	$c_p/\text{J kg}^{-1}\text{ }^\circ\text{C}^{-1}$	$\nu/\text{m s}^{-1}$
0	1.028106	7854	526	0.029048	1.892	3986.5	1449.1
5	1.027675	7717	1136	0.033468	1.610		
10	1.026952	7606	1668	0.038103	1.388	3986.3	1489.8
15	1.025973	7516	2141	0.042933	1.221		
20	1.024763	7444	2572	0.047934	1.085	3993.9	1521.5
25	1.023343	7385	2970	0.053088	0.966		
30	1.021729	7338	3341	0.058373	0.871	4000.7	1545.6
35	1.019934	7300	3687				
40		7270	4004			4003.5	1563.2

Density of Surface Seawater in g/cm³ as a Function of Temperature and Salinity

$t/^\circ\text{C}$	$S = 0$	$S = 5$	$S = 10$	$S = 15$	$S = 20$	$S = 25$	$S = 30$	$S = 35$	$S = 40$
0	0.999843	1.003913	1.007955	1.011986	1.016014	1.020041	1.024072	1.028106	1.032147
5	0.999967	1.003949	1.007907	1.011858	1.015807	1.019758	1.023714	1.027675	1.031645
10	0.999702	1.003612	1.007501	1.011385	1.015269	1.019157	1.023051	1.026952	1.030862
15	0.999102	1.002952	1.006784	1.010613	1.014443	1.018279	1.022122	1.025973	1.029834
20	0.998206	1.002008	1.005793	1.009576	1.013362	1.017154	1.020954	1.024763	1.028583
25	0.997048	1.000809	1.004556	1.008301	1.012050	1.015806	1.019569	1.023343	1.027128
30	0.995651	0.999380	1.003095	1.006809	1.010527	1.014252	1.017985	1.021729	1.025483
35	0.994036	0.997740	1.001429	1.005118	1.008810	1.012509	1.016217	1.019934	1.023662
40	0.992220	0.995906	0.999575	1.003244	1.006915	1.010593	1.014278	1.017973	1.021679

Electrical Conductivity of Seawater in S/cm as a Function of Temperature and Salinity

$t/^{\circ}\text{C}$	$S = 5$	$S = 10$	$S = 15$	$S = 20$	$S = 25$	$S = 30$	$S = 35$	$S = 40$
0	0.004808	0.009171	0.013357	0.017421	0.021385	0.025257	0.029048	0.032775
5	0.005570	0.010616	0.015441	0.020118	0.024674	0.029120	0.033468	0.037734
10	0.006370	0.012131	0.017627	0.022947	0.028123	0.033171	0.038103	0.042935
15	0.007204	0.013709	0.019905	0.025894	0.031716	0.037391	0.042933	0.048355
20	0.008068	0.015346	0.022267	0.028948	0.035438	0.041762	0.047934	0.053968
25	0.008960	0.017035	0.024703	0.032097	0.039276	0.046267	0.053088	0.059751
30	0.009877	0.018771	0.027204	0.035330	0.043213	0.050888	0.058373	0.065683

Composition of Seawater and Ionic Strength at Various Salinities (Ref. 2)

Constituent	Expressed as molality			As grams per kilogram of seawater		
	$S = 30$	$S = 35$	$S = 40$	$S = 30$	$S = 35$	$S = 40$
Cl^-	0.482	0.562	0.650	16.58	19.33	22.36
Br^-	0.00074	0.00087	0.00100	0.057	0.067	0.078
F^-		0.00007			0.001	
SO_4^{2-}	0.0104	0.0114	0.0122	0.97	1.06	1.14
HCO_3^-	0.00131	0.00143	0.00100	0.078	0.085	0.059
NaSO_4^-	0.0085	0.0108	0.0139	0.98	1.25	1.60
KSO_4^-	0.00010	0.00012	0.00015	0.013	0.016	0.020
Na^+	0.405	0.472	0.544	9.03	10.53	12.13
K^+	0.00892	0.01039	0.01200	0.338	0.394	0.455
Mg^{2+}	0.0413	0.0483	0.0561	0.974	1.139	1.323
Ca^{2+}	0.00131	0.00143	0.00154	0.051	0.056	0.060
Sr^{2+}	0.00008	0.00009	0.00011	0.007	0.008	0.009
MgHCO_3^+	0.00028	0.00036	0.00045	0.023	0.030	0.037
MgSO_4	0.00498	0.00561	0.00614	0.582	0.655	0.717
CaSO_4	0.00102	0.00115	0.00126	0.135	0.152	0.166
NaHCO_3	0.00015	0.00020	0.00024	0.012	0.016	0.020
H_3BO_3	0.00032	0.00037	0.00042	0.019	0.022	0.025
Ionic strength	0.5736	0.6675	0.7701			

Freezing Point of Seawater in $^{\circ}\text{C}$ as a Function of Salinity and Pressure

P/dbar	$S = 0$	5	10	15	20	25	30	35	40
0	0.000	-0.274	-0.542	-0.812	-1.083	-1.358	-1.638	-1.922	-2.212
50	-0.038	-0.311	-0.580	-0.849	-1.121	-1.396	-1.676	-1.960	-2.250
100	-0.075	-0.349	-0.618	-0.887	-1.159	-1.434	-1.713	-1.998	-2.287
500	-0.377	-0.650	-0.919	-1.188	-1.460	-1.735	-2.014	-2.299	-2.589

ABUNDANCE OF ELEMENTS IN THE EARTH'S CRUST AND IN THE SEA

This table gives the estimated abundance of the elements in the continental crust (in mg/kg, equivalent to parts per million by mass) and in seawater near the surface (in mg/L). Values represent the median of reported measurements. The concentrations of the less abundant elements may vary with location by several orders of magnitude.

Element	Abundance	
	Crust mg/kg	Sea mg/L
Ac	5.5×10^{-10}	
Ag	7.5×10^{-2}	4×10^{-5}
Al	8.23×10^4	2×10^{-3}
Ar	3.5	4.5×10^{-1}
As	1.8	3.7×10^{-3}
Au	4×10^{-3}	4×10^{-6}
B	1.0×10^1	4.44
Ba	4.25×10^2	1.3×10^{-2}
Be	2.8	5.6×10^{-6}
Bi	8.5×10^{-3}	2×10^{-5}
Br	2.4	6.73×10^1
C	2.00×10^2	2.8×10^1
Ca	4.15×10^4	4.12×10^2
Cd	1.5×10^{-1}	1.1×10^{-4}
Ce	6.65×10^1	1.2×10^{-6}
Cl	1.45×10^2	1.94×10^4
Co	2.5×10^1	2×10^{-5}
Cr	1.02×10^2	3×10^{-4}
Cs	3	3×10^{-4}
Cu	6.0×10^1	2.5×10^{-4}
Dy	5.2	9.1×10^{-7}
Er	3.5	8.7×10^{-7}
Eu	2.0	1.3×10^{-7}
F	5.85×10^2	1.3
Fe	5.63×10^4	2×10^{-3}
Ga	1.9×10^1	3×10^{-5}
Gd	6.2	7×10^{-7}
Ge	1.5	5×10^{-5}
H	1.40×10^3	1.08×10^5
He	8×10^{-3}	7×10^{-6}
Hf	3.0	7×10^{-6}
Hg	8.5×10^{-2}	3×10^{-5}
Ho	1.3	2.2×10^{-7}
I	4.5×10^{-1}	6×10^{-2}
In	2.5×10^{-1}	2×10^{-2}
Ir	1×10^{-3}	
K	2.09×10^4	3.99×10^2
Kr	1×10^{-4}	2.1×10^{-4}
La	3.9×10^1	3.4×10^{-6}
Li	2.0×10^1	1.8×10^{-1}
Lu	8×10^{-1}	1.5×10^{-7}
Mg	2.33×10^4	1.29×10^3
Mn	9.50×10^2	2×10^{-4}
Mo	1.2	1×10^{-2}

References

1. Carmichael, R. S., Ed., *CRC Practical Handbook of Physical Properties of Rocks and Minerals*, CRC Press, Boca Raton, FL, 1989.
2. Bodek, I., et al., *Environmental Inorganic Chemistry*, Pergamon Press, New York, 1988.
3. Ronov, A. B., and Yaroshevsky, A. A., "Earth's Crust Geochemistry", in *Encyclopedia of Geochemistry and Environmental Sciences*, Fairbridge, R. W., Ed., Van Nostrand, New York, 1969.

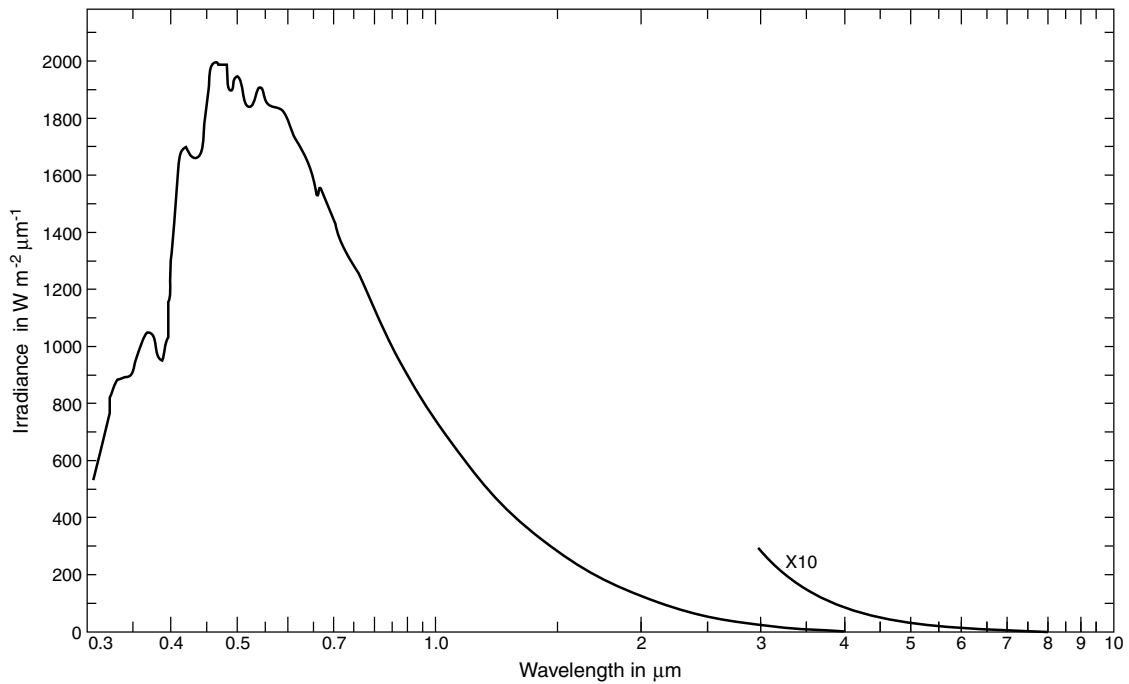
Element	Abundance	
	Crust mg/kg	Sea mg/L
N	1.9×10^1	5×10^{-1}
Na	2.36×10^4	1.08×10^4
Nb	2.0×10^1	1×10^{-5}
Nd	4.15×10^1	2.8×10^{-6}
Ne	5×10^{-3}	1.2×10^{-4}
Ni	8.4×10^1	5.6×10^{-4}
O	4.61×10^5	8.57×10^5
Os	1.5×10^{-3}	
P	1.05×10^3	6×10^{-2}
Pa	1.4×10^{-6}	5×10^{-11}
Pb	1.4×10^1	3×10^{-5}
Pd	1.5×10^{-2}	
Po	2×10^{-10}	1.5×10^{-14}
Pr	9.2	6.4×10^{-7}
Pt	5×10^{-3}	
Ra	9×10^{-7}	8.9×10^{-11}
Rb	9.0×10^1	1.2×10^{-1}
Re	7×10^{-4}	4×10^{-6}
Rh	1×10^{-3}	
Rn	4×10^{-13}	6×10^{-16}
Ru	1×10^{-3}	7×10^{-7}
S	3.50×10^2	9.05×10^2
Sb	2×10^{-1}	2.4×10^{-4}
Sc	2.2×10^1	6×10^{-7}
Se	5×10^{-2}	2×10^{-4}
Si	2.82×10^5	2.2
Sm	7.05	4.5×10^{-7}
Sn	2.3	4×10^{-6}
Sr	3.70×10^2	7.9
Ta	2.0	2×10^{-6}
Tb	1.2	1.4×10^{-7}
Te	1×10^{-3}	
Th	9.6	1×10^{-6}
Ti	5.65×10^3	1×10^{-3}
Tl	8.5×10^{-1}	1.9×10^{-5}
Tm	5.2×10^{-1}	1.7×10^{-7}
U	2.7	3.2×10^{-3}
V	1.20×10^2	2.5×10^{-3}
W	1.25	1×10^{-4}
Xe	3×10^{-5}	5×10^{-5}
Y	3.3×10^1	1.3×10^{-5}
Yb	3.2	8.2×10^{-7}
Zn	7.0×10^1	4.9×10^{-3}
Zr	1.65×10^2	3×10^{-5}

SOLAR SPECTRAL IRRADIANCE

The solar luminosity (total radiant power emitted) is $3.86 \cdot 10^{26}$ W, of which 1373 W/m^2 reaches the top of the earth's atmosphere. To a zeroth approximation the sun can be considered a black body with an effective temperature of 5780 K , which implies a peak in the radiation at around $0.520 \text{ }\mu\text{m}$ (5200 \AA). The actual solar spectral emission is more complex, especially at ultraviolet and shorter wavelengths. The graph below, which was taken from Reference 1, summarizes the solar irradiance at the top of the atmosphere in the range 0.3 to $10 \text{ }\mu\text{m}$.

References

1. Jursa, A. S., Ed., *Handbook of Geophysics and the Space Environment*, Air Force Geophysics Laboratory, 1985.
2. Pierce, A. K., and Allen, R. G., "The Solar Spectrum between 0.3 and $10 \text{ }\mu\text{m}$ ", in *The Solar Output and Its Variation*, White, O. R., Ed., Colorado Associated University Press, Boulder, CO, 1977.
3. Lang, K. R., *Astrophysical Data. Planets and Stars*, Springer-Verlag, New York, 1992.



U.S. STANDARD ATMOSPHERE (1976)

A Standard Atmosphere is a hypothetical vertical distribution of atmospheric temperature, pressure, and density which is roughly representative of year-round, midlatitude conditions. Typical uses are to serve as a basis for pressure altimeter calibrations, aircraft performance calculations, aircraft and rocket design, ballistic tables, meteorological diagrams, and various types of atmospheric modeling. The air is assumed to be dry and to obey the perfect gas law and the hydrostatic equation which, taken together, relate temperature, pressure, and density with vertical position. The atmosphere is considered to rotate with the earth and to be an average over the diurnal cycle, the semiannual variation, and the range from active to quiet geomagnetic and sunspot conditions.

The U.S. Standard Atmosphere, (1976) is an idealized, steady-state representation of mean annual conditions of the earth's atmosphere from the surface to 1000 km at latitude 45°N, as it is assumed to exist during a period with moderate solar activity. The defining meteorological elements are sea-level temperature and pressure and a temperature-height profile to 1000 km. The 1976 Standard Atmosphere uses the following sea-level values which have been standard for many decades:

Temperature — 288.15 K (15°C)
 Pressure — 101325 Pa (1013.25 mbar, 760 mm of Hg, or 29.92 in. of Hg)

Density — 1225 g/m³ (1.225 g/L)
 Mean molar mass — 28.964 g/mol

The parameters included in this condensed version of the U.S. Standard Atmosphere are:

Z — Height (geometric) above mean sea level in meters
 T — Temperature in kelvins
 P — Pressure in pascals (1 Pa = 0.01 millibars)
 ρ — Density in kilograms per cubic meter (1 kg/m³ = 1 g/L)
 n — Number density in molecules per cubic meter
 ν — Mean collision frequency in collisions per second
 l — Mean free path in meters
 η — Absolute viscosity in pascal seconds (1 Pa s = 1000 cP)
 k — Thermal conductivity in joules per meter second kilogram (W/m K)
 v_s — Speed of sound in meters per second
 g — Acceleration of gravity in meters per second square

The sea-level composition (percent by volume) is taken to be:

N ₂ — 78.084%	He — 0.000524
O ₂ — 20.9476	Kr — 0.000114
Ar — 0.934	Xe — 0.0000087
CO ₂ — 0.0314	CH ₄ — 0.0002
Ne — 0.001818	H ₂ — 0.00005

The T and P columns for the troposphere and lower stratosphere were generated from the following formulas:

	T/K	P/Pa
$H \leq 11000$ m	$288.15 - 0.0065 H$	$101325(288.15/T)^{-5.25577}$
11000 m $< H \leq 20000$ m	216.65	$22632 e^{-0.00015768832(H-11000)}$
20000 m $< H \leq 32000$ m	$216.65 + 0.0010(H-20000)$	$5474.87(216.65/T)^{34.16319}$

where $H = rZ/(r + Z)$ is the geopotential height in meters and r is the mean earth radius at 45° N latitude, taken as 6356766 m. For altitudes up to 32 km, $\rho = 0.003483677(P/T)$ in the units used here. Formulas for the other quantities may be found in the references.

References

1. COESA, *U.S. Standard Atmosphere*, 1976, U.S. Government Printing Office, Washington, D.C., 1976.
2. Jursa, A. S., Ed., *Handbook of Geophysics and the Space Environment*, Air Force Geophysics Laboratory, 1985.

Z/m	T/K	P/Pa	$\rho/\text{kg m}^{-3}$	n/m^{-3}	v/s^{-1}	l/m	$\eta/\text{Pa s}$	$k/\text{J m}^{-1}\text{s}^{-1}\text{K}^{-1}$	$v_s/\text{m s}^{-1}$	$g/\text{m s}^{-2}$
-5000	320.68	1.778E+05	1.931	4.015E+25	1.151E+10	4.208E-08	1.942E-05	0.02788	359.0	9.822
-4500	317.42	1.685E+05	1.849	3.845E+25	1.096E+10	4.395E-08	1.927E-05	0.02763	357.2	9.830
-4000	314.17	1.596E+05	1.770	3.680E+25	1.044E+10	4.592E-08	1.912E-05	0.02738	355.3	9.819
-3500	310.91	1.511E+05	1.693	3.520E+25	9.933E+09	4.800E-08	1.897E-05	0.02713	353.5	9.818
-3000	307.66	1.430E+05	1.619	3.366E+25	9.448E+09	5.019E-08	1.882E-05	0.02688	351.6	9.816
-2500	304.41	1.352E+05	1.547	3.217E+25	8.982E+09	5.252E-08	1.867E-05	0.02663	349.8	9.814
-2000	301.15	1.278E+05	1.478	3.102E+25	8.623E+09	5.447E-08	1.852E-05	0.02638	347.9	9.813
-1500	297.90	1.207E+05	1.411	2.935E+25	8.106E+09	5.757E-08	1.836E-05	0.02613	346.0	9.811
-1000	294.65	1.139E+05	1.347	2.801E+25	7.693E+09	6.032E-08	1.821E-05	0.02587	344.1	9.810
-500	291.40	1.075E+05	1.285	2.672E+25	7.298E+09	6.324E-08	1.805E-05	0.02562	342.2	9.808
0	288.15	1.013E+05	1.225	2.547E+25	6.919E+09	6.633E-08	1.789E-05	0.02533	340.3	9.807
500	284.90	9.546E+04	1.167	2.427E+25	6.556E+09	6.961E-08	1.774E-05	0.02511	338.4	9.805
1000	281.65	8.988E+04	1.112	2.311E+25	6.208E+09	7.310E-08	1.758E-05	0.02485	336.4	9.804
1500	278.40	8.456E+04	1.058	2.200E+25	5.874E+09	7.680E-08	1.742E-05	0.02459	334.5	9.802
2000	275.15	7.950E+04	1.007	2.093E+25	5.555E+09	8.073E-08	1.726E-05	0.02433	332.5	9.801
2500	271.91	7.469E+04	0.957	1.990E+25	5.250E+09	8.491E-08	1.710E-05	0.02407	330.6	9.799
3000	268.66	7.012E+04	0.909	1.891E+25	4.959E+09	8.937E-08	1.694E-05	0.02381	328.6	9.797
3500	265.41	6.579E+04	0.863	1.795E+25	4.680E+09	9.411E-08	1.678E-05	0.02355	326.6	9.796
4000	262.17	6.166E+04	0.819	1.704E+25	4.414E+09	9.917E-08	1.661E-05	0.02329	324.6	9.794
4500	258.92	5.775E+04	0.777	1.616E+25	4.160E+09	1.046E-07	1.645E-05	0.02303	322.6	9.793
5000	255.68	5.405E+04	0.736	1.531E+25	3.918E+09	1.103E-07	1.628E-05	0.02277	320.6	9.791
5500	252.43	5.054E+04	0.697	1.450E+25	3.687E+09	1.165E-07	1.612E-05	0.02250	318.5	9.790
6000	249.19	4.722E+04	0.660	1.373E+25	3.467E+09	1.231E-07	1.595E-05	0.02224	316.5	9.788
6500	245.94	4.408E+04	0.624	1.299E+25	3.258E+09	1.302E-07	1.578E-05	0.02197	314.4	9.787
7000	242.70	4.111E+04	0.590	1.227E+25	3.058E+09	1.377E-07	1.561E-05	0.02170	312.3	9.785
7500	239.46	3.830E+04	0.557	1.159E+25	2.869E+09	1.458E-07	1.544E-05	0.02144	310.2	9.784
8000	236.22	3.565E+04	0.526	1.093E+25	2.689E+09	1.545E-07	1.527E-05	0.02117	308.1	9.782
8500	232.97	3.315E+04	0.496	1.031E+25	2.518E+09	1.639E-07	1.510E-05	0.02090	306.0	9.781
9000	229.73	3.080E+04	0.467	9.711E+24	2.356E+09	1.740E-07	1.493E-05	0.02063	303.9	9.779
9500	226.49	2.858E+04	0.440	9.141E+24	2.202E+09	1.848E-07	1.475E-05	0.02036	301.7	9.777
10000	223.25	2.650E+04	0.414	8.598E+24	2.056E+09	1.965E-07	1.458E-05	0.02009	299.5	9.776
10500	220.01	2.454E+04	0.389	8.079E+24	1.918E+09	2.091E-07	1.440E-05	0.01982	297.4	9.774
11000	216.77	2.270E+04	0.365	7.585E+24	1.787E+09	2.227E-07	1.422E-05	0.01954	295.2	9.773
11500	213.53	2.098E+04	0.337	7.016E+24	1.653E+09	2.408E-07	1.422E-05	0.01953	295.1	9.771
12000	210.29	1.940E+04	0.312	6.486E+24	1.528E+09	2.605E-07	1.422E-05	0.01953	295.1	9.770
12500	207.05	1.793E+04	0.288	5.996E+24	1.412E+09	2.818E-07	1.422E-05	0.01953	295.1	9.768
13000	203.81	1.658E+04	0.267	5.543E+24	1.306E+09	3.048E-07	1.422E-05	0.01953	295.1	9.767
13500	200.57	1.533E+04	0.246	5.124E+24	1.207E+09	3.297E-07	1.422E-05	0.01953	295.1	9.765
14000	197.33	1.417E+04	0.228	4.738E+24	1.116E+09	3.566E-07	1.422E-05	0.01953	295.1	9.764
14500	194.09	1.310E+04	0.211	4.380E+24	1.032E+09	3.857E-07	1.422E-05	0.01953	295.1	9.762
15000	190.85	1.211E+04	0.195	4.049E+24	9.538E+08	4.172E-07	1.422E-05	0.01953	295.1	9.761
16000	187.61	1.035E+04	0.166	3.461E+24	8.153E+08	4.881E-07	1.422E-05	0.01953	295.1	9.758
17000	184.37	8.850E+03	0.142	2.959E+24	6.969E+08	5.710E-07	1.422E-05	0.01953	295.1	9.754
18000	181.13	7.565E+03	0.122	2.529E+24	5.958E+08	6.680E-07	1.422E-05	0.01953	295.1	9.751
19000	177.89	6.467E+03	0.104	2.162E+24	5.093E+08	7.814E-07	1.422E-05	0.01953	295.1	9.748
20000	174.65	5.529E+03	8.891E-02	1.849E+24	4.354E+08	9.139E-07	1.422E-05	0.01953	295.1	9.745
21000	171.41	4.729E+03	7.572E-02	1.574E+24	3.716E+08	1.073E-06	1.427E-05	0.01961	295.1	9.742
22000	168.17	4.048E+03	6.451E-02	1.341E+24	3.173E+08	1.260E-06	1.432E-05	0.01970	296.4	9.739
23000	164.93	3.467E+03	5.501E-02	1.144E+24	2.712E+08	1.477E-06	1.438E-05	0.01978	297.1	9.736
24000	161.69	2.972E+03	4.694E-02	9.759E+23	2.319E+08	1.731E-06	1.443E-05	0.01986	297.7	9.733
25000	158.45	2.549E+03	4.008E-02	8.334E+23	1.985E+08	2.027E-06	1.448E-05	0.01995	298.4	9.730
26000	155.21	2.188E+03	3.426E-02	7.123E+23	1.700E+08	2.372E-06	1.454E-05	0.02003	299.1	9.727
27000	151.97	1.880E+03	2.930E-02	6.092E+23	1.458E+08	2.773E-06	1.459E-05	0.02011	299.7	9.724
28000	148.73	1.610E+03	2.508E-02	5.214E+23	1.250E+08	3.240E-06	1.465E-05	0.02020	300.4	9.721
29000	145.49	1.390E+03	2.148E-02	4.466E+23	1.073E+08	3.783E-06	1.470E-05	0.02028	301.1	9.718
30000	142.25	1.197E+03	1.841E-02	3.828E+23	9.219E+07	4.414E-06	1.475E-05	0.02036	301.7	9.715
31000	139.01	1.031E+03	1.579E-02	3.283E+23	7.925E+07	5.146E-06	1.481E-05	0.02044	302.4	9.712
32000	135.77	8.891E+02	1.356E-02	2.813E+23	6.818E+07	5.995E-06	1.486E-05	0.02053	303.0	9.709
33000	132.53	7.673E+02	1.157E-02	2.406E+23	5.852E+07	7.021E-06	1.499E-05	0.02073	304.7	9.706
34000	129.29	6.634E+02	9.887E-03	2.056E+23	5.030E+07	8.218E-06	1.514E-05	0.02096	306.5	9.703
35000	126.05	5.746E+02	8.463E-03	1.760E+23	4.331E+07	9.601E-06	1.529E-05	0.02119	308.3	9.700

Z/m	T/K	P/Pa	$\rho/\text{kg m}^{-3}$	n/m^{-3}	v/s^{-1}	l/m	$\eta/\text{Pa s}$	$k/\text{J m}^{-1}\text{s}^{-1}\text{K}^{-1}$	$v_s/\text{m s}^{-1}$	$g/\text{m s}^{-2}$
36000	239.28	4.985E+02	7.258E-03	1.509E+23	3.736E+07	1.120E-05	1.543E-05	0.02142	310.1	9.697
38000	244.82	3.771E+02	5.367E-03	1.116E+23	2.794E+07	1.514E-05	1.572E-05	0.02188	313.7	9.690
40000	250.35	2.871E+02	3.996E-03	8.308E+22	2.104E+07	2.034E-05	1.601E-05	0.02233	317.2	9.684
42000	255.88	2.200E+02	2.995E-03	6.227E+22	1.594E+07	2.713E-05	1.629E-05	0.02278	320.7	9.678
44000	261.40	1.695E+02	2.259E-03	4.697E+22	1.215E+07	3.597E-05	1.657E-05	0.02323	324.1	9.672
46000	266.93	1.313E+02	1.714E-03	3.564E+22	9.318E+06	4.740E-05	1.685E-05	0.02376	327.5	9.666
48000	270.65	1.023E+02	1.317E-03	2.738E+22	7.208E+06	6.171E-05	1.704E-05	0.02397	329.8	9.660
50000	270.65	7.978E+01	1.027E-03	2.135E+22	5.620E+06	7.913E-05	1.703E-05	0.02397	329.8	9.654
52000	269.03	6.221E+01	8.056E-04	1.675E+22	4.397E+06	1.009E-04	1.696E-05	0.02384	328.8	9.648
54000	263.52	4.834E+01	6.390E-04	1.329E+22	3.452E+06	1.272E-04	1.660E-05	0.02340	325.4	9.642
56000	258.02	3.736E+01	5.045E-04	1.049E+22	2.696E+06	1.611E-04	1.640E-05	0.02296	322.0	9.636
58000	252.52	2.872E+01	3.963E-04	8.239E+21	2.095E+06	2.051E-04	1.612E-05	0.02251	318.6	9.632
60000	247.02	2.196E+01	3.097E-04	6.439E+21	1.620E+06	2.624E-04	1.584E-05	0.02206	315.1	9.624
65000	233.29	1.093E+01	1.632E-04	3.393E+21	8.294E+05	4.979E-04	1.512E-05	0.02093	306.2	9.609
70000	219.59	5.221	8.283E-05	1.722E+21	4.084E+05	9.810E-04	1.438E-05	0.01978	297.1	9.594
75000	208.40	2.388	3.992E-05	8.300E+20	1.918E+05	2.035E-03	1.376E-05	0.01883	289.4	9.579
80000	198.64	1.052	1.846E-05	3.838E+20	8.656E+04	4.402E-03	1.321E-05	0.01800	282.5	9.564
85000	188.89	4.457E-01	8.220E-06	1.709E+20	3.766E+04	9.886E-03	1.265E-05	0.01716	275.5	9.550
90000	186.87	1.836E-01	3.416E-06	7.116E+19	1.560E+04	2.370E-02				9.535
95000	188.42	7.597E-02	1.393E-06	2.920E+19	6.440E+03	5.790E-02				9.520
100000	195.08	3.201E-02	5.604E-07	1.189E+19	2.680E+03	1.420E-01				9.505
110000	240.00	7.104E-03	9.708E-08	2.144E+18	5.480E+02	7.880E-01				9.476
120000	360.00	2.538E-03	2.222E-08	5.107E+17	1.630E+02	3.310				9.447
130000	469.27	1.251E-03	8.152E-09	1.930E+17	7.100E+01	8.800				9.418
140000	559.63	7.203E-04	3.831E-09	9.322E+16	3.800E+01	1.800E+01				9.389
150000	634.39	4.542E-04	2.076E-09	5.186E+16	2.300E+01	3.300E+01				9.360
160000	696.29	3.040E-04	1.233E-09	3.162E+16	1.500E+01	5.300E+01				9.331
170000	747.57	2.121E-04	7.815E-10	2.055E+16	1.000E+01	8.200E+01				9.302
180000	790.07	1.527E-04	5.194E-10	1.400E+16	7.200	1.200E+02				9.274
190000	825.16	1.127E-04	3.581E-10	9.887E+15	5.200	1.700E+02				9.246
200000	854.56	8.474E-05	2.541E-10	7.182E+15	3.900	2.400E+02				9.218
220000	899.01	5.015E-05	1.367E-10	4.040E+15	2.300	4.200E+02				9.162
240000	929.73	3.106E-05	7.858E-11	2.420E+15	1.400	7.000E+02				9.106
260000	950.99	1.989E-05	4.742E-11	1.515E+15	9.300E-01	1.100E+03				9.051
280000	965.75	1.308E-05	2.971E-11	9.807E+14	6.100E-01	1.700E+03				8.997
300000	976.01	8.770E-06	1.916E-11	6.509E+14	4.200E-01	2.600E+03				8.943
320000	983.16	5.980E-06	1.264E-11	4.405E+14	2.900E-01	3.800E+03				8.889
340000	988.15	4.132E-06	8.503E-12	3.029E+14	2.000E-01	5.600E+03				8.836
360000	991.65	2.888E-06	5.805E-12	2.109E+14	1.400E-01	8.000E+03				8.784
380000	994.10	2.038E-06	4.013E-12	1.485E+14	1.000E-01	1.100E+04				8.732
400000	995.83	1.452E-06	2.803E-12	1.056E+14	7.200E-02	1.600E+04				8.680
450000	998.22	6.447E-07	1.184E-12	4.678E+13	3.300E-02	3.600E+04				8.553
500000	999.24	3.024E-07	5.215E-13	2.192E+13	1.600E-02	7.700E+04				8.429
550000	999.67	1.514E-07	2.384E-13	1.097E+13	8.400E-03	1.500E+05				8.307
600000	999.85	8.213E-08	1.137E-13	5.950E+12	4.800E-03	2.800E+05				8.188
650000	999.93	4.887E-08	5.712E-14	3.540E+12	3.100E-03	4.800E+05				8.072
700000	999.97	3.191E-08	3.070E-14	2.311E+12	2.200E-03	7.300E+05				7.958
750000	999.98	2.260E-08	1.788E-14	1.637E+12	1.700E-03	1.000E+06				7.846
800000	999.99	1.704E-08	1.136E-14	1.234E+12	1.400E-03	1.400E+06				7.737
850000	1000.00	1.342E-08	7.824E-15	9.717E+11	1.200E-03	1.700E+06				7.630
900000	1000.00	1.087E-08	5.759E-15	7.876E+11	1.000E-03	2.100E+06				7.525
950000	1000.00	8.982E-09	4.453E-15	6.505E+11	8.700E-04	2.600E+06				7.422
1000000	1000.00	7.514E-09	3.561E-15	5.442E+11	7.500E-04	3.100E+06				7.322

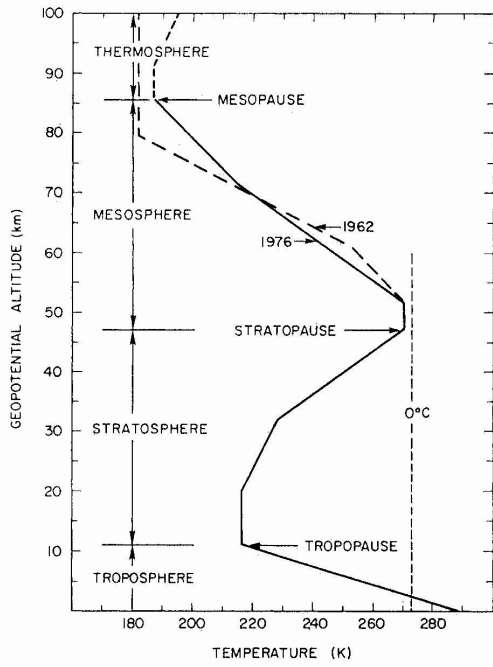


FIGURE 1. Temperature-height profile for U.S. Standard Atmosphere.

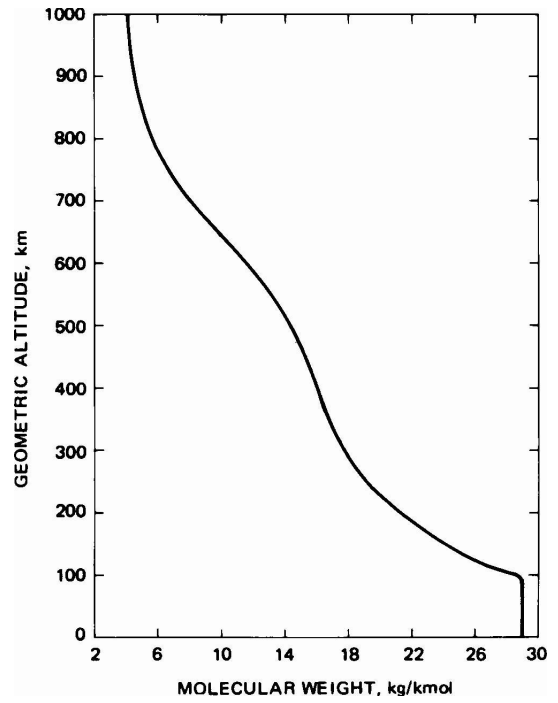


FIGURE 3. Mean molecular weight as a function of geometric altitude.

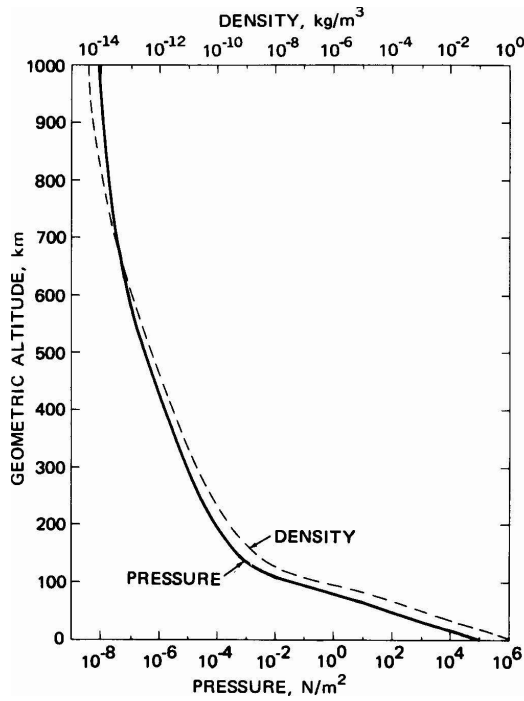


FIGURE 2. Total pressure and mass density as a function of geometric altitude.

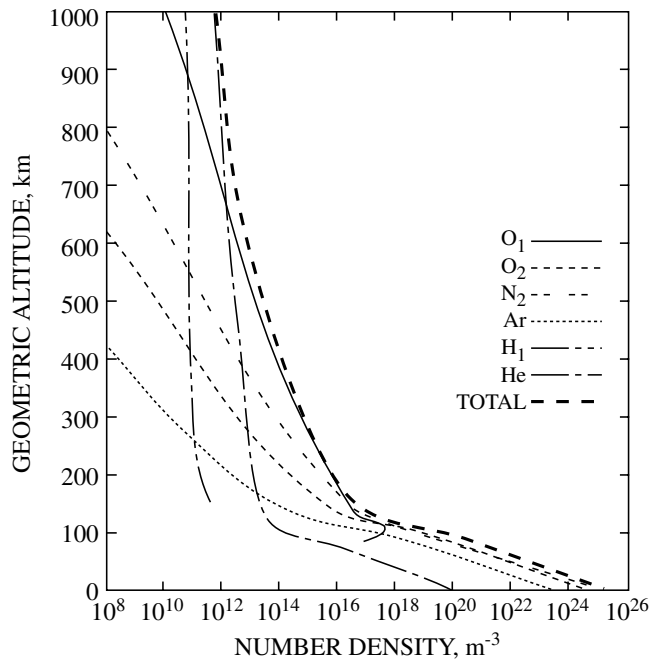


FIGURE 4. Number density of individual species and total number density as a function of geometric altitude.

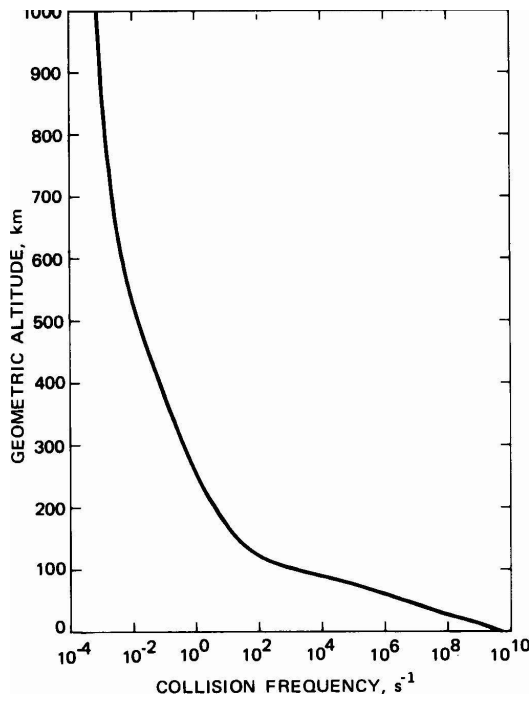


FIGURE 5. Collision frequency as a function of geometric altitude.

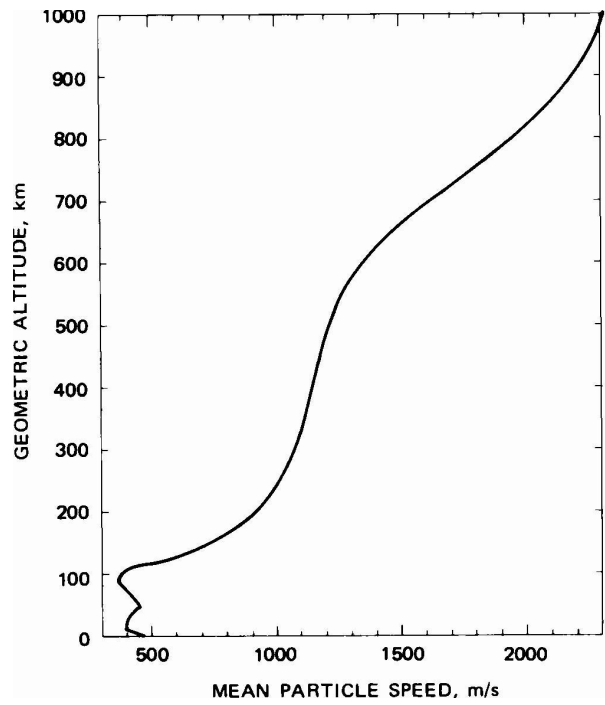


FIGURE 7. Mean air-particle speed as a function of geometric altitude.

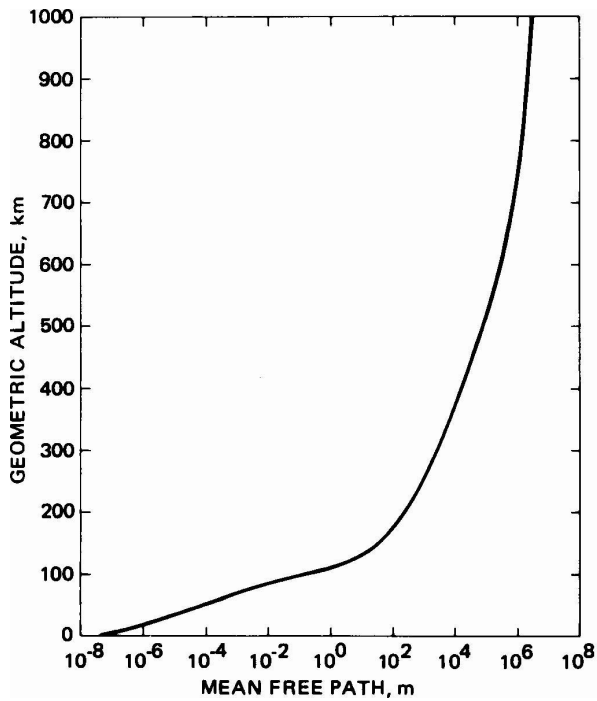


FIGURE 6. Mean free path as a function of geometric altitude.

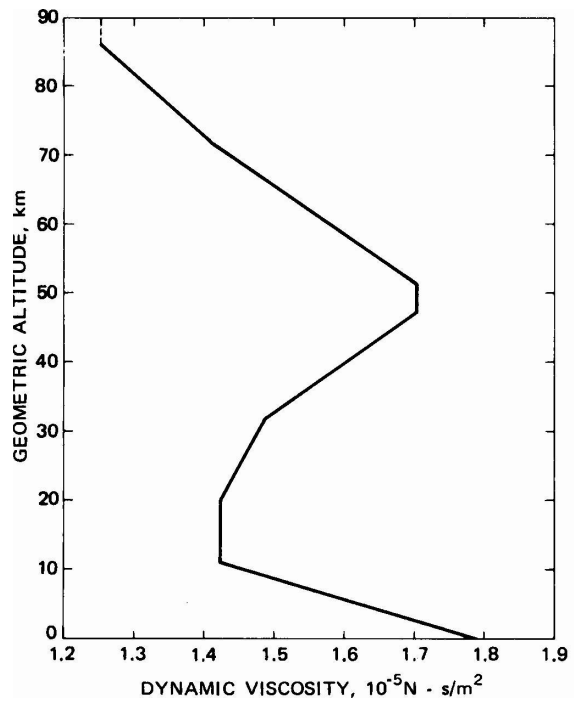


FIGURE 8. Dynamic viscosity as a function of geometric altitude.

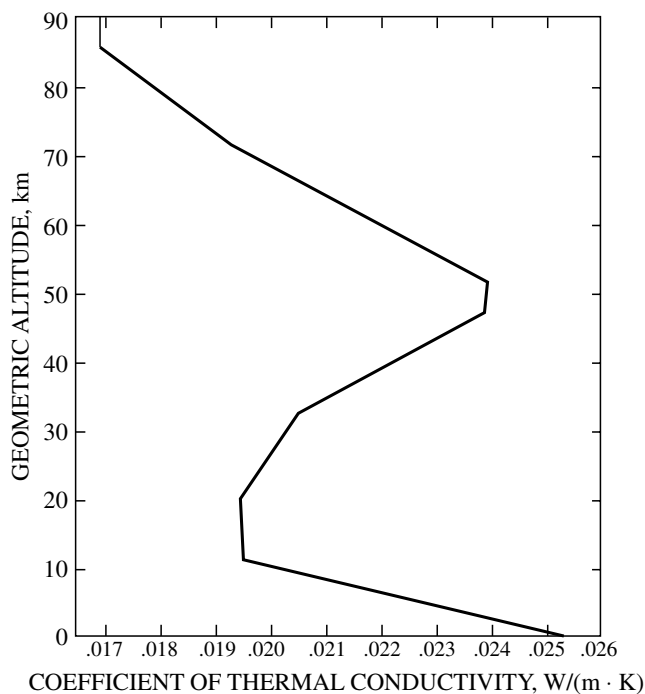


FIGURE 9. Coefficient of thermal conductivity as a function of geometric altitude.

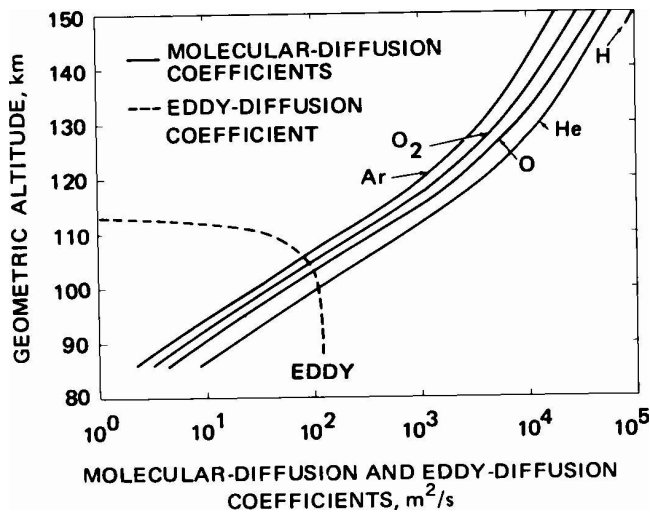


FIGURE 11. Molecular-diffusion and eddy-diffusion coefficients as a function of geometric altitude.

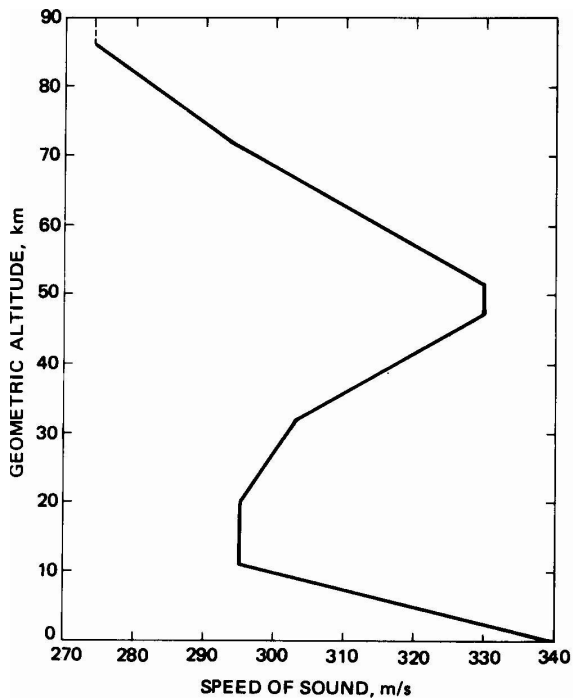


FIGURE 10. Speed of sound as a function of geometric altitude.

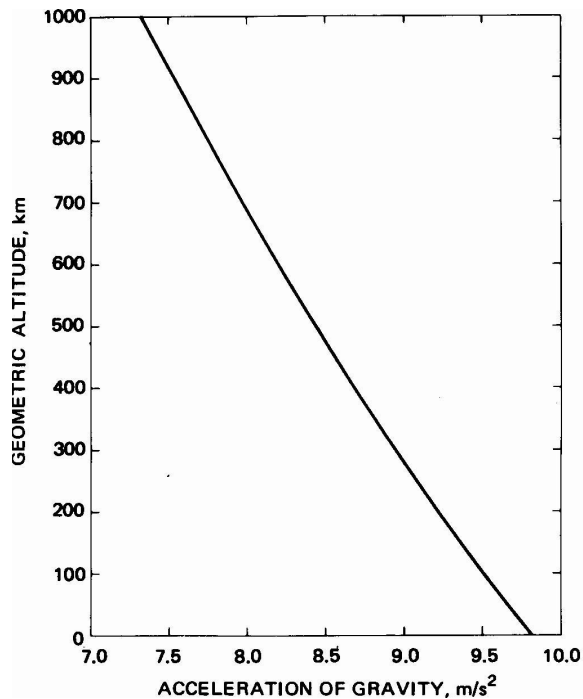


FIGURE 12. Acceleration of gravity as a function of geometric altitude.

GEOGRAPHICAL AND SEASONAL VARIATION IN SOLAR RADIATION

This table gives the amount of solar radiation reaching a unit area at the top of the earth's atmosphere per day as a function of latitude and approximate date. It is based upon a solar constant (total energy per unit area at the earth's average orbital distance) of 1373 W/m². Absorption of radiation by the atmosphere is not taken into consideration.

Reference

List, R. J., *Smithsonian Meteorological Tables, Seventh Edition*, Smithsonian Institution Press, Washington, D.C., 1962.

Daily Solar Radiation in MJ/m ²								
Lat.	Mar. 21	Apr. 13	May 6	May 29	Jun. 2	Jul. 15	Aug. 8	Aug. 31
90°		18.0	32.8	42.4	45.7	42.2	32.5	17.7
80	6.6	18.0	32.3	41.8	45.0	41.6	32.0	17.7
70	13.0	22.3	31.8	39.9	43.0	39.7	31.5	22.0
60	19.0	27.0	34.4	39.7	41.6	39.4	34.0	26.7
50	24.4	31.1	36.8	40.7	42.0	40.5	36.5	30.8
40	29.1	34.3	38.6	41.3	42.1	41.1	38.3	33.9
30	32.9	36.7	39.4	41.1	41.4	40.8	39.1	36.3
20	35.7	38.0	39.2	39.7	39.7	39.5	38.9	37.5
10	37.4	38.1	37.9	37.4	37.1	37.2	37.6	37.7
0	38.0	37.1	35.5	34.1	33.5	34.0	35.2	36.6
-10	37.4	35.0	32.3	30.0	29.2	29.9	32.0	34.6
-20	35.7	31.8	28.0	25.2	24.1	25.1	27.8	31.5
-30	32.9	27.8	23.1	19.7	18.5	19.7	22.8	27.4
-40	29.1	22.8	17.5	14.0	12.6	13.9	17.4	22.6
-50	24.4	17.3	11.7	8.2	7.0	8.2	11.6	17.2
-60	19.0	11.4	5.9	2.9	2.0	2.9	5.9	11.3
-70	13.0	5.4	1.0				1.0	5.3
-80	6.6	0.3						0.3
-90								

Lat.	Sep. 23	Oct. 16	Nov. 8	Nov. 30	Dec. 22	Jan. 13	Feb. 4	Feb. 26
90°								
80	6.5	0.3						0.3
70	12.9	5.5	1.0				1.0	5.6
60	18.8	11.6	6.2	3.1	2.1	3.1	6.2	11.7
50	24.1	17.6	12.1	8.7	7.5	8.7	12.3	17.8
40	28.7	23.1	18.2	14.8	13.5	14.9	18.4	23.5
30	32.5	28.2	23.9	20.9	19.8	21.0	24.1	28.4
20	35.3	32.3	29.1	26.6	25.7	26.7	29.3	32.7
10	37.0	35.5	33.5	31.8	31.1	31.9	33.8	35.9
0	37.6	37.6	36.9	36.1	35.8	36.3	37.3	38.0
-10	37.0	38.6	39.4	39.5	39.6	39.7	39.7	39.1
-20	35.3	38.5	40.7	42.0	42.4	42.2	41.1	39.0
-30	32.5	37.2	40.9	43.3	44.2	43.5	41.3	37.7
-40	28.7	34.8	40.1	43.6	45.0	43.8	40.5	35.2
-50	24.1	31.5	38.3	43.1	44.8	43.2	38.6	31.9
-60	18.8	27.3	35.7	41.9	44.4	42.1	36.0	27.7
-70	12.9	22.6	33.0	42.2	45.9	42.4	33.3	22.9
-80	6.5	18.2	33.5	44.2	48.1	44.4	33.8	18.4
-90		18.2	34.0	44.8	48.8	45.1	34.4	18.4

INFRARED ABSORPTION BY THE EARTH'S ATMOSPHERE

Several constituents of the earth's atmosphere absorb infrared radiation. At ground level the strongest absorbers are H₂O and CO₂, but 30 to 40 other compounds can make significant contributions. The centers of the most important absorption bands are listed below:

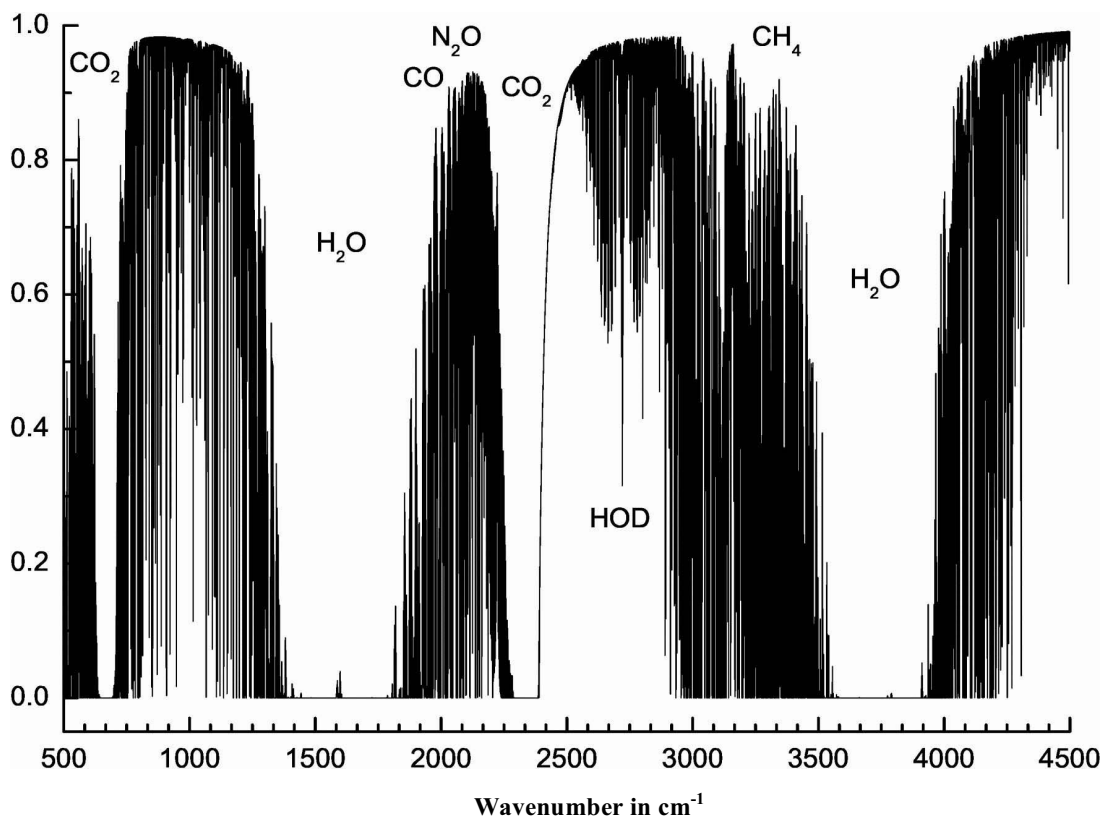
Molecule	Vibrational mode	Band center in cm ⁻¹
H ₂ O	Bend	1595
H ₂ O	Symmetric O-H stretch	3657
H ₂ O	Antisymmetric O-H stretch	3756
CO ₂	Bend	667
CO ₂	Antisymmetric C-O stretch	2349
O ₃	Bend	701
O ₃	Antisymmetric O-O stretch	1042
O ₃	Symmetric O-O stretch	1103
N ₂ O	Bend	589
N ₂ O	N-O stretch	1285
N ₂ O	N-N stretch	2224
CO	C-O stretch	2143
CH ₄	Degenerate deformation	1306
CH ₄	Degenerate stretch	3019

The HITRAN Molecular Spectroscopy Database (References 1 and 2) is a compilation of wavenumbers and intensities of more than 1.7 million spectral lines of atmospheric constituents. It is a valuable resource for calculating transmission of the atmosphere, radiative energy transfer, and other phenomena. The graph below, which was supplied by Walter J. Lafferty (Reference 3), gives the transmittance of the atmosphere for one set of conditions.

References

1. Rothman, L. S., et al., *J. Quant. Spectros. Radiat. Transfer* 82, 5, 2003; *ibid.*, to be published, 2005.
2. HITRAN Molecular Spectroscopy Database, <<http://cfa-www.harvard.edu/HITRAN/hitranda04/>>.
3. Lafferty, W. J., Some Aspects of High Resolution Molecular Spectroscopy, in *Lectures on Molecular Physics*, Institute for the Structure of Matter, Centro de Fisica Miguel A. Catalan, Madrid, 1997.

Transmittance of U.S. Standard Atmosphere at Ground Level for a Path of 1 km at 296 K



ATMOSPHERIC CONCENTRATION OF CARBON DIOXIDE, 1958–2004

The data in this table were taken at the Mauna Loa Observatory in Hawaii and represent averages adjusted to the 15th of each month. The last column gives the average over the year. The concentration of CO₂ is given in parts per million by volume. Data from other measurement sites may be found in Reference 1.

The first graph illustrates the seasonal variation of CO₂ concentration and the steady increase over the last 45 years. The second graph summarizes the growth in the emissions of CO₂ into the atmosphere as a result of burning of fossil fuels (Reference 2).

References

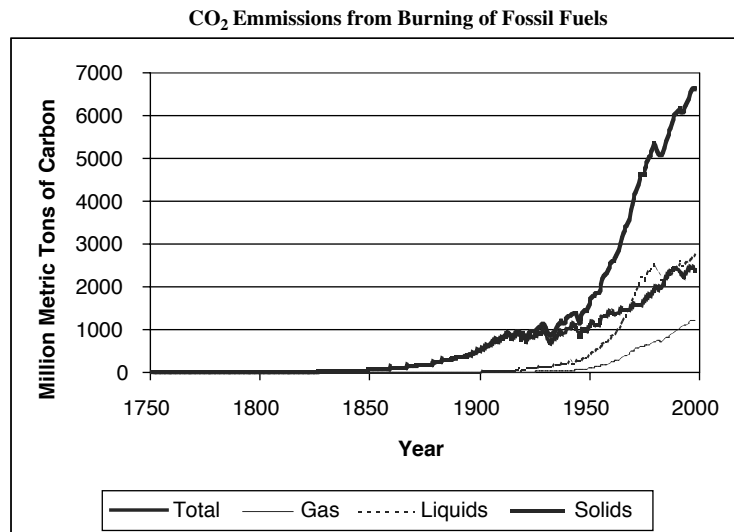
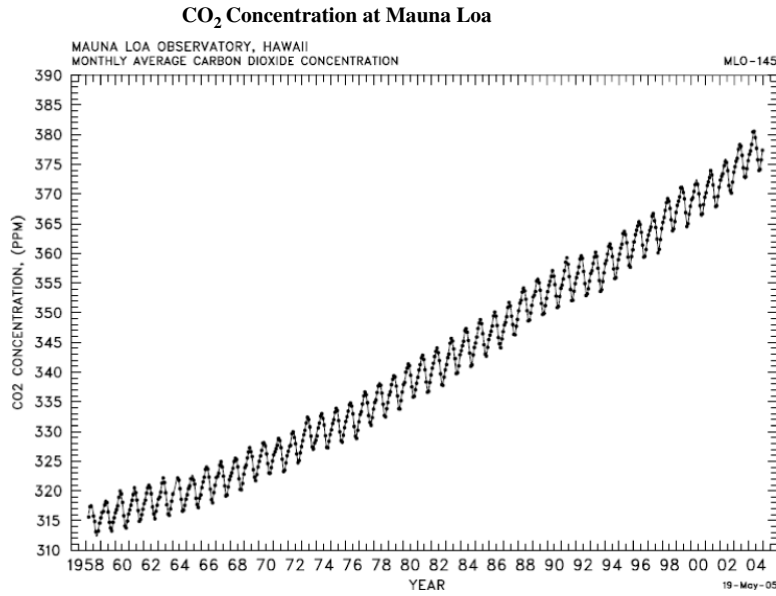
1. Keeling, C.D., and Whorf, T.P., Atmospheric carbon dioxide record from Mauna Loa, Carbon Dioxide Information Analysis Center, Oak Ridge National Laboratory, U.S. Department of Energy, Oak Ridge, TN, 2005; <cdiac.esd.ornl.gov/trends/co2/sio-mlo.htm>.
2. Marland, G., Boden, T. A., and Andres, R. J., Global, Regional, and National CO₂ Emissions. In *Trends: A Compendium of Data on Global Change, 2001*. Carbon Dioxide Information Analysis Center, Oak Ridge National Laboratory, U.S. Department of Energy, Oak Ridge, TN; <cdiac.esd.ornl.gov/trends/emis/tre_glob.htm>.

CO₂ Concentration in ppm at Mauna Loa

Year	Jan.	Feb.	March	April	May	June	July	Aug.	Sept.	Oct.	Nov.	Dec.	Annual
1958			315.71	317.45	317.50		315.85	314.93	313.19		313.34	314.67	
1959	315.58	316.47	316.65	317.72	318.29	318.16	316.55	314.80	313.84	313.34	314.82	315.59	315.98
1960	316.43	316.97	317.58	319.03	320.03	319.59	318.18	315.91	314.16	313.84	315.00	316.19	316.91
1961	316.89	317.70	318.54	319.48	320.58	319.77	318.58	316.79	314.99	315.31	316.10	317.01	317.65
1962	317.94	318.56	319.69	320.58	321.01	320.61	319.61	317.40	316.26	315.42	316.69	317.69	318.45
1963	318.74	319.08	319.86	321.39	322.24	321.47	319.74	317.77	316.21	315.99	317.06	318.36	318.99
1964	319.57				322.24	321.89	320.44	318.70	316.70	316.87	317.68	318.71	
1965	319.44	320.44	320.89	322.13	322.16	321.87	321.21	318.87	317.81	317.30	318.87	319.42	320.03
1966	320.62	321.59	322.39	323.70	324.07	323.75	322.41	320.37	318.64	318.10	319.79	321.03	321.37
1967	322.33	322.50	323.04	324.42	325.00	324.09	322.55	320.92	319.26	319.39	320.72	321.96	322.18
1968	322.57	323.15	323.89	325.03	325.57	325.36	324.14	322.11	320.33	320.25	321.33	322.90	323.05
1969	324.00	324.42	325.64	326.66	327.38	326.70	325.89	323.67	322.38	321.78	322.85	324.12	324.62
1970	325.06	325.98	326.93	328.14	328.07	327.66	326.35	324.69	323.10	323.07	324.01	325.13	325.68
1971	326.17	326.68	327.18	327.78	328.92	328.57	327.37	325.43	323.36	323.57	324.80	326.01	326.32
1972	326.77	327.63	327.75	329.72	330.07	329.09	328.05	326.32	324.84	325.20	326.50	327.55	327.46
1973	328.54	329.56	330.30	331.50	332.48	332.07	330.87	329.31	327.51	327.18	328.16	328.64	329.68
1974	329.35	330.71	331.48	332.65	333.08	332.25	331.18	329.40	327.44	327.37	328.46	329.58	330.25
1975	330.40	331.41	332.04	333.31	333.96	333.59	331.91	330.06	328.56	328.34	329.49	330.76	331.15
1976	331.74	332.56	333.50	334.58	334.87	334.34	333.05	330.94	329.30	328.94	330.31	331.68	332.15
1977	332.92	333.41	334.70	336.07	336.74	336.27	334.93	332.75	331.58	331.16	332.40	333.85	333.90
1978	334.97	335.39	336.64	337.76	338.01	337.89	336.54	334.68	332.76	332.54	333.92	334.95	335.50
1979	336.23	336.76	337.96	338.89	339.47	339.29	337.73	336.09	333.91	333.86	335.29	336.73	336.85
1980	338.01	338.36	340.08	340.77	341.46	341.17	339.56	337.60	335.88	336.02	337.10	338.21	338.69
1981	339.23	340.47	341.38	342.51	342.91	342.25	340.49	338.43	336.69	336.85	338.36	339.61	339.93
1982	340.75	341.61	342.70	343.57	344.13	343.35	342.06	339.82	337.97	337.86	339.26	340.49	341.13
1983	341.37	342.52	343.10	344.94	345.75	345.32	343.99	342.39	339.86	339.99	341.16	342.99	342.78
1984	343.70	344.50	345.29	347.08	347.43	346.79	345.40	343.28	341.07	341.35	342.98	344.22	344.42
1985	344.97	346.00	347.43	348.35	348.93	348.25	346.56	344.69	343.09	342.80	344.24	345.56	345.91
1986	346.29	346.96	347.86	349.55	350.21	349.54	347.94	345.91	344.86	344.17	345.66	346.90	347.15
1987	348.02	348.47	349.42	350.99	351.84	351.25	349.52	348.11	346.44	346.36	347.81	348.96	348.93
1988	350.43	351.72	352.22	353.59	354.22	353.79	352.39	350.44	348.72	348.88	350.07	351.34	351.48
1989	352.76	353.07	353.68	355.42	355.67	355.13	353.90	351.67	349.80	349.99	351.30	352.53	352.91
1990	353.66	354.70	355.39	356.20	357.16	356.22	354.82	352.91	350.96	351.18	352.83	354.21	354.19
1991	354.72	355.75	357.16	358.60	359.33	358.24	356.18	354.03	352.16	352.21	353.75	354.99	355.59
1992	355.98	356.72	357.81	359.15	359.66	359.25	357.03	355.00	353.01	353.31	354.16	355.40	356.37
1993	356.70	357.16	358.38	359.46	360.28	359.59	357.58	355.52	353.70	353.98	355.33	356.80	357.04
1994	358.36	358.91	359.97	361.27	361.68	360.94	359.55	357.49	355.84	355.99	357.58	359.04	358.89
1995	359.96	361.00	361.64	363.45	363.79	363.26	361.90	359.46	358.06	357.75	359.56	360.70	360.88
1996	362.05	363.25	364.03	364.72	365.41	364.97	363.65	361.49	359.46	359.60	360.76	362.33	362.64
1997	363.18	364.00	364.57	366.35	366.80	365.62	364.47	362.51	360.19	360.77	362.43	364.28	363.76
1998	365.32	366.15	367.31	368.61	369.29	368.87	367.64	365.77	363.90	364.23	365.46	366.97	366.63
1999	368.15	368.87	369.59	371.14	371.00	370.35	369.27	366.94	364.63	365.12	366.67	368.01	368.31
2000	369.14	369.46	370.52	371.66	371.82	371.70	370.12	368.12	366.62	366.73	368.29	369.53	369.48
2001	370.28	371.50	372.12	372.87	374.02	373.30	371.62	369.55	367.96	368.09	369.68	371.24	371.02

Atmospheric Concentration of Carbon Dioxide, 1958–2004

Year	Jan.	Feb.	March	April	May	June	July	Aug.	Sept.	Oct.	Nov.	Dec.	Annual
2002	372.43	373.09	373.52	374.86	375.55	375.40	374.02	371.49	370.71	370.24	372.08	373.78	373.10
2003	374.68	375.63	376.11	377.65	378.35	378.13	376.62	374.50	372.99	373.00	374.35	375.70	375.64
2004	376.79	377.37	378.41	380.52	380.63	379.57	377.79	375.86	374.06	374.24	375.86	377.48	377.38



MEAN TEMPERATURES IN THE UNITED STATES, 1900–1992

Historical records of atmospheric temperatures have been analyzed to obtain mean temperatures in °C for 23 climatically distinct regions of the United States. The table below gives the average over these 23 regions, which cover completely the contiguous 48 states. Data for the individual regions and for other parts of the world may be found in the references.

The data are presented as temperature anomalies, i.e., as deviations (in °C) from the average temperature at each individual recording station over a 1961–1990 reference period. The trend in the temperature anomaly thus gives an indication of the long-term variation in average temperatures.

CY Mean: Calendar year mean (January–December)

Winter: December–February

Spring: March–May

Summer: June–August

Fall: September–November

References

1. Karl, T. R., Easterling, D. R., Knight, R. W., and Hughes, P. Y., in *Trends '93: A Compendium of Data on Global Change*, p. 686, Boden, T. A., Kaiser, D. P., Sepanski, R. J., and Stoss, F. W., Eds., ORNL/CDIAC-65, Oak Ridge National Laboratory, Oak Ridge, TN, 1994.
2. Carbon Dioxide Information Analysis Center, WWW site <<http://cdiac.esd.ornl.gov/ftp/trends93>>.

Year	CY Mean	Winter	Spring	Summer	Fall
1900	0.46		0.21	0.27	0.85
1901	-0.21	0.07	-0.46	0.48	-0.28
1902	-0.14	-0.69	0.48	-0.58	0.12
1903	-0.77	-0.84	0.10	-0.83	-1.02
1904	-0.72	-1.86	-0.39	-0.92	-0.21
1905	-0.45	-1.86	0.67	-0.32	-0.25
1906	-0.04	0.23	-0.69	-0.42	-0.10
1907	-0.23	1.09	-0.61	-0.85	-0.39
1908	-0.11	0.73	0.36	-0.64	-0.59
1909	-0.36	0.82	-1.06	0.06	0.01
1910	-0.14	-2.08	0.95	-0.55	0.13
1911	0.02	0.52	0.20	-0.19	-0.62
1912	-0.88	-1.50	-0.75	-0.76	-0.51
1913	-0.23	-0.74	-0.65	-0.07	0.22
1914	-0.05	0.48	0.04	0.14	0.32
1915	-0.11	-0.37	-0.18	-1.16	0.31
1916	-0.77	-0.29	-0.36	-0.30	-1.23
1917	-1.34	-1.93	-1.75	-0.73	-1.04
1918	-0.14	-2.02	0.30	0.03	-0.09
1919	-0.16	0.69	0.00	0.12	-0.13
1920	-0.37	-0.83	-0.96	-0.67	0.02
1921	0.87	1.56	0.83	0.52	0.32
1922	0.01	-0.44	0.15	0.16	0.41
1923	-0.10	0.23	-1.02	-0.07	-0.09
1924	-1.01	0.13	-1.27	-0.64	-0.53
1925	0.20	-0.44	0.57	0.05	-0.41
1926	-0.01	0.97	-0.58	-0.27	0.02
1927	0.20	1.11	0.41	-0.83	0.83
1928	-0.08	-0.40	-0.28	-0.43	-0.08
1929	-0.68	-1.94	0.30	-0.39	-0.78
1930	-0.12	0.07	0.09	-0.07	-0.25
1931	0.81	1.16	-0.71	0.51	1.41
1932	-0.14	1.75	-0.58	0.26	-0.78
1933	0.35	-0.60	-0.08	0.45	0.54
1934	0.86	1.45	0.77	0.86	0.82
1935	0.12	0.84	0.12	0.31	-0.47
1936	-0.10	-2.23	0.48	1.00	-0.32
1937	-0.13	-0.65	-0.24	0.66	-0.03
1938	0.71	1.31	0.98	0.39	0.08
1939	0.38	0.36	0.34	0.18	0.15
1940	0.06	0.03	-0.10	0.18	0.12
1941	0.79	1.56	0.44	0.28	0.85

Mean Temperatures in the United States, 1900-1992

Year	CY Mean	Winter	Spring	Summer	Fall
1942	0.01	0.35	0.22	0.08	0.06
1943	-0.17	0.20	-0.46	0.54	-0.79
1944	0.04	0.61	-0.38	-0.20	0.43
1945	-0.02	0.30	0.25	-0.47	0.08
1946	0.53	-0.26	1.21	-0.21	0.18
1947	0.10	0.47	-0.42	0.03	0.85
1948	-0.22	-0.67	-0.01	0.02	-0.15
1949	0.05	-0.77	0.39	0.33	0.23
1950	-0.37	0.39	-1.02	-0.86	0.13
1951	-0.45	0.05	-0.69	-0.30	-0.70
1952	0.03	0.68	-0.40	0.49	-1.22
1953	0.61	1.91	0.03	0.31	0.31
1954	0.57	1.47	-0.22	0.36	0.70
1955	-0.25	-0.33	0.12	0.19	-0.60
1956	-0.05	-0.16	-0.42	0.01	-0.37
1957	0.45	1.02	0.44	0.25	-0.13
1958	0.14	0.93	0.06	0.11	0.45
1959	0.12	-0.60	0.16	0.50	-0.52
1960	-0.27	0.43	-0.98	0.01	0.56
1961	-0.01	-0.02	-0.17	0.18	-0.29
1962	-0.04	-0.52	-0.09	-0.41	0.65
1963	-0.06	-1.35	0.61	0.12	1.38
1964	-0.27	-1.30	-0.24	-0.08	-0.40
1965	-0.03	-0.07	-0.56	-0.42	0.28
1966	-0.34	-0.31	-0.25	-0.07	-0.13
1967	-0.13	0.23	-0.05	-0.37	-0.32
1968	-0.28	-0.31	-0.16	-0.12	0.01
1969	-0.06	-0.36	-0.54	0.12	-0.16
1970	-0.12	-0.17	-0.44	0.32	-0.07
1971	-0.04	-0.08	-0.99	0.01	0.56
1972	-0.13	0.20	0.26	-0.19	0.05
1973	0.48	-0.23	0.47	0.22	0.90
1974	0.16	0.52	0.74	-0.32	-0.39
1975	-0.09	0.63	-0.79	0.03	-0.20
1976	-0.62	0.88	-0.09	-0.54	-1.72
1977	0.32	-1.95	1.07	0.60	0.68
1978	-0.37	-1.31	0.23	0.09	0.21
1979	-0.53	-2.92	0.09	-0.21	-0.07
1980	0.18	0.72	-0.25	0.43	-0.04
1981	0.64	0.90	0.80	0.57	0.36
1982	-0.08	-0.86	0.03	-0.11	0.06
1983	0.40	2.33	-0.36	0.58	0.94
1984	0.21	-0.78	-0.30	0.31	0.07
1985	-0.26	-0.78	1.24	-0.23	0.05
1986	0.93	0.22	1.22	0.45	0.49
1987	0.67	1.52	0.97	0.33	-0.17
1988	-0.07	-0.26	-0.06	0.57	0.04
1989	-0.30	-0.28	0.36	0.12	-0.27
1990	0.72	0.41	0.72	0.41	0.66
1991	0.77	0.32	1.36	0.56	-0.31
1992		2.48	0.82	-0.70	

GLOBAL TEMPERATURE TREND, 1856–2004

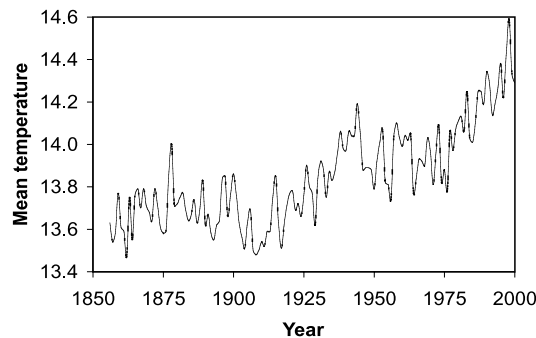
This table and graph summarize the trend in annual mean global surface temperature from 1856 to 2004. The values were calculated from mean temperature anomalies by assuming an absolute global mean of 14.00°C, which is the best estimate for the 1961–1990 period. The 95% confidence interval for the annual mean temperature values since 1951 is $\pm 0.12^\circ\text{C}$; prior to 1900 this interval is $\pm 0.18^\circ\text{C}$.

Reference

Jones, P. D., Parker, D. E., Osborn, T. J., and Briffa, K. R., Global and hemispheric temperature anomalies--land and marine instrumental records, Carbon Dioxide Information Analysis Center, Oak Ridge National Laboratory, U.S. Department of Energy, Oak Ridge, TN; <cdiac.esd.ornl.gov/trends/temp/jonescru/jones.html>.

Year	t/°C	Year	t/°C	Year	t/°C	Year	t/°C	Year	t/°C
1856	13.621	1887	13.657	1918	13.590	1949	13.903	1980	14.102
1857	13.538	1888	13.689	1919	13.708	1950	13.790	1981	14.133
1858	13.584	1889	13.800	1920	13.707	1951	13.907	1982	14.019
1859	13.775	1890	13.587	1921	13.783	1952	13.975	1983	14.226
1860	13.628	1891	13.647	1922	13.677	1953	14.045	1984	14.031
1861	13.596	1892	13.593	1923	13.701	1954	13.830	1985	14.014
1862	13.473	1893	13.551	1924	13.653	1955	13.811	1986	14.096
1863	13.727	1894	13.586	1925	13.754	1956	13.728	1987	14.253
1864	13.526	1895	13.638	1926	13.884	1957	13.994	1988	14.240
1865	13.733	1896	13.801	1927	13.782	1958	14.061	1989	14.163
1866	13.777	1897	13.814	1928	13.773	1959	14.014	1990	14.310
1867	13.709	1898	13.661	1929	13.639	1960	13.972	1991	14.251
1868	13.775	1899	13.750	1930	13.848	1961	14.015	1992	14.116
1869	13.695	1900	13.808	1931	13.901	1962	14.008	1993	14.179
1870	13.704	1901	13.744	1932	13.863	1963	14.039	1994	14.232
1871	13.649	1902	13.651	1933	13.761	1964	13.767	1995	14.373
1872	13.734	1903	13.555	1934	13.861	1965	13.834	1996	14.227
1873	13.673	1904	13.557	1935	13.828	1966	13.916	1997	14.411
1874	13.624	1905	13.629	1936	13.879	1967	13.907	1998	14.579
1875	13.576	1906	13.708	1937	13.976	1968	13.895	1999	14.340
1876	13.548	1907	13.495	1938	14.076	1969	14.040	2000	14.290
1877	13.789	1908	13.523	1939	13.962	1970	13.969	2001	14.422
1878	13.943	1909	13.553	1940	13.917	1971	13.813	2002	14.475
1879	13.713	1910	13.558	1941	14.028	1972	13.959	2003	14.475
1880	13.704	1911	13.535	1942	13.980	1973	14.093	2004	14.455
1881	13.754	1912	13.594	1943	14.001	1974	13.829		
1882	13.738	1913	13.607	1944	14.158	1975	13.877		
1883	13.682	1914	13.752	1945	14.039	1976	13.800		
1884	13.651	1915	13.841	1946	13.880	1977	14.057		
1885	13.650	1916	13.627	1947	13.895	1978	13.964		
1886	13.746	1917	13.505	1948	13.907	1979	14.067		

Annual Mean Global Temperature in °C



ATMOSPHERIC ELECTRICITY

Hans Dolezalek, Hannes Tammet, John Latham, and Martin A. Uman

I. SURVEY AND GLOBAL CIRCUIT

Hans Dolezalek

The science of atmospheric electricity originated in 1752 by an experimental proof of a related earlier hypothesis (that lightning is an electrical event). In spite of a large effort, in part by such eminent physicists as Coulomb, Lord Kelvin, and many others, an overall, proven theory able to generate models with sufficient resolution is not yet available. Generally accepted and encompassing text books are now more than 20 years old. The voluminous proceedings of the, so far, nine international atmospheric electricity conferences (1954 to 1992) give much valuable detail and demonstrate impressive progress, as do a number of less comprehensive textbooks published in the last 20 years, but a general theory as indicated above is not yet created. Only now, certain related measuring techniques and mathematical possibilities are emerging.

Applications to practical purposes do exist in the field of lightning research (including the electromagnetic radiation emanating from lightning) by the establishment of lightning-location networks and by the now developing possibility to detect electrified clouds which pose hazards to aircraft. Application of atmospheric electricity to other parts of meteorology seems to be promising but so far has seldom been instituted. Because some atmospheric electric signals propagate around the earth and because of the existence of a global circuit, applications for the monitoring of global change processes and conditions are now being proposed. Significant secular changes in the global circuit would indicate a change in the global climate; the availability of many old data (about a span of 100 years) could help detect a long-term trend.

The concept of the "global circuit" is based on the theory of the global spherical capacitor: both, the solid (and liquid) earth as one electrode, and the high atmospheric layers (about the ionosphere) as the other, are by orders of magnitude more electrically conductive than the atmosphere between them. According to the "classical picture of atmospheric electricity", this capacitor is continuously charged by the common action of all thunderstorms to a d.c. voltage difference of several hundred kilovolts, the earth being negative. The much smaller but still existing conductivity of the atmosphere allows a current flowing from the ionosphere to the ground, integrated for all sink areas of the whole earth, of the order of 1.5 kA. In this way, a global circuit is created with many generators and sink-areas both interspaced and distributed over the whole globe, all connected to two nodes: ionosphere and ground. Within the scope of the global circuit, for each location, the current density (order of several pA/m²) is determined by the voltage difference between ionosphere and ground (which is the same for all locations but varying in time) and the columnar resistance reaching from the ground up to the ionosphere (in the order of 10¹⁷ Ωm²).

Natural processes, especially meteorological processes and some human activity, which produce or move electric charges ("space charges") or affect the ion distribution, constitute local generators and thereby "local circuits", horizontally and/or in parallel or antiparallel to the local part of the global circuit. In many cases, the local currents are much stronger than the global ones, making the measurement of the global current at a given location and/or during a period of time very difficult or, often, impossible. The strongest local circuits usually occur with certain weather conditions (precipitation, fog, high wind, blown-up dust or snow, heavy cloudiness) which make measurement of the global circuit impossible everywhere: but even in their absence local generators exist in varying magnitudes and of different characters. The separation

of the local and global shares in the measured values of current density is a central problem of the science of atmospheric electricity. Aerological measurements are of high value in this regard.

The above description is within the "classical picture" of atmospheric electricity, a group of hypotheses to explain the electrification of the atmosphere. It is probably fundamentally correct but certainly not complete; it has not yet been confirmed by systems of measurements resulting in no inner contradictions. In particular, extraterrestrial influences must be permitted; their general significance is still under debate.

Within this "classical picture" a kind of electric standard atmosphere may be constructed as shown in Table 1.

Values with a star, *, are rough average values from measurement. A star in parentheses, (*), points to a typical value from one or a few measurements. All other values have been calculated from starred values, under the assumption that at 2 km 50% and at 12 km 90% of the columnar resistance is reached. Voltage drop along one of the partial columns can be calculated by subtracting the value for the lower column from that of the upper one. Columnar resistances, conductances, and capacitances are valid for that particular part of the column which is indicated at the left. Capacitances are calculated with the formula for plate capacitors, and this fact must be considered also for the time constants for columns.

According to measurements, U , the potential difference between 0 m and 65 km may vary by a factor of approximately 2. The total columnar resistance, R_c , is estimated to vary up to a factor of 3, the variation being due to either reduction of conductivity in the exchange layer (about lowest 2 km of this table) or to the presence of high mountains; in both cases the variation is caused in the troposphere. Smaller variations in the stratosphere and mesosphere are being discussed because of aerosols there. The air-earth current density in fair weather varies by a factor of 3 to 6 accordingly. Conductivity near the ground varies by a factor of about 3 but only decreasing; increase of conductivity due to extraordinary radioactivity is a singular event. The field strength near the ground varies as a consequence of variations of air-earth current density and conductivity from about 1/3 to about 10 times of the value quoted in the table. Conductivity near the ground shows a diurnal and an annual variation which depends strongly on the locality: air-earth current density shows a diurnal and annual variation because the earth-ionosphere potential difference undergoes such variations, and also because the columnar resistance is supposed to have a diurnal and probably an annual variation.

Conductivities and air-earth current densities on high mountains are greater than at sea level by factors of up to 10. Conductivity decreases when atmospheric humidity increases. Values for space charges are not quoted because measurements are too few to allow calculation of average values. Values of parameters over the oceans are still rather uncertain.

Theoretically, in fair-weather conditions, Ohm's law must be fulfilled for the electric field, the conduction current density, and the electrical conductivity of the atmosphere. Deviations point to shortcomings in the applied measuring techniques. Data which are representative for a large area (in the extreme, "globally representative data", i.e. data on the global circuit), can on the ground be obtained only by stations on an open plane and only if local generators are either small or constant or are independently measured. Certain measurements with instrumented aircraft provide globally representative information valid for the period of the actual measurement.

TABLE 1. Electrical Parameters of the Clear (Fair-Weather) Atmosphere, Pertinent to the Classical Picture of Atm. Electricity (Electric Standard Atmosphere)

Part of atmosphere for which the values are calculated (elements are in free, cloudless atmosphere)	Currents, I , in A; and current densities, i , in A/m ²	Potential differences, U , in V; field strength E in V/m; $U = 0$ at sea level	Resistances, R , in Ω ; columnar resistances, R_c , in Ω m ² and resistivities, ρ , in Ω m	Conductances, G , in Ω^{-1} ; columnar conductances G_c , in Ω^{-1} m ² ; total conductivities, γ , in Ω^{-1} m ⁻¹	Capacitances, C , in F; columnar capacitances, C_c , in F m ⁻² and capacitivities, ϵ , in F m ⁻¹	Time constants τ , in seconds
Volume element at about sea level, 1 m ³	$i = 3 \times 10^{-12}$	$E_0 = 1.2 \times 10^2$	$\rho_0 = 4 \times 10^{13}$	$\gamma_0 = 2.5 \times 10^{-14}$	$\epsilon_0 = 8.9 \times 10^{-12}$	$\tau_0 = 3.6 \times 10^2$
Lower column of 1 m ² cross section from sea level to 2 km height	$i = 3 \times 10^{-12}$	At upper end: $U_1 = 1.8 \times 10^5$	$R_{c1} = 6 \times 10^{16}$	$G_{c1} = 1.7 \times 10^{-17}$	$C_{c1} = 4.4 \times 10^{-15}$	$\tau_{c1} = 2.6 \times 10^2$
Volume element at about 2 km height, 1 m ³	$i = 3 \times 10^{-12}$	$E_2 = 6.6 \times 10^1$	$\rho_2 = 2.2 \times 10^{13(*)}$	$\gamma_2 = 4.5 \times 10^{-14}$	$\epsilon_2 = 8.9 \times 10^{-12}$	$\tau_2 = 2 \times 10^2$
Center column of 1 m ² cross section from 2 to 12 km	$i = 3 \times 10^{-12}$	At upper end: $U_m = 3.15 \times 10^5$	$R_{cm} = 4.5 \times 10^{16}$	$G_{cm} = 5 \times 10^{-17}$	$C_{cm} = 8.8 \times 10^{-16}$	$\tau_{cm} = 1.8 \times 10^1$
Volume element at about 12 km height, 1 m ³	$i = 3 \times 10^{-12}$	$E_{12} = 3.9 \times 10^0$	$\rho_{12} = 1.3 \times 10^{12(*)}$	$\gamma_{12} = 7.7 \times 10^{-13}$	$\epsilon_{12} = 8.9 \times 10^{-12}$	$\tau_{12} = 1.2 \times 10^1$
Upper column of 1 m ² cross section from 12 to 65 km height	$i = 3 \times 10^{-12}$	At upper end: $U_u = 3.5 \times 10^5$	$R_{cu} = 1.5 \times 10^{16}$	$G_{cu} = 2.5 \times 10^{-17}$	$C_{cu} = 1.67 \times 10^{-16}$	$\tau_{cu} = 6.7 \times 10^0$
Whole column of 1 m ² cross section from 0 to 65 km height	$i = 3 \times 10^{-12}$	At upper end: $U = 3.5 \times 10^5$	$R_c = 1.2 \times 10^{17}$	$G_c = 8.3 \times 10^{-18}$	$C_c = 1.36 \times 10^{-16}$	$\tau_c = 1.64 \times 10^1$
Total spherical capacitor area: 5×10^{14} m ²	$i = 1.5 \times 10^3$	$U = 3.5 \times 10^5$	$R = 2.4 \times 10^2$	$G = 4.2 \times 10^{-3}$	$C = 6.8 \times 10^{-2}$	$\tau = 1.64 \times 10^1$

Note: All currents and fields listed are part of the global circuit, i.e., circuits of local generators are not included. Values are subject to variations due to latitude and altitude of the point of observation above sea level, locality with respect to sources of disturbances, meteorological and climatological factors, and man-made changes. For more explanations, see text.

II. AIR IONS

Hannes Tamm

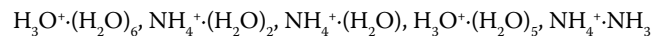
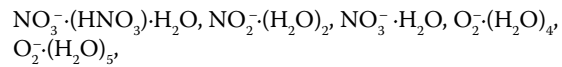
The term "air ions" signifies all airborne particles which are the carriers of the electrical current in the air and have drift velocities determined by the electric field.

The probability of electrical dissociation of molecules in the atmospheric air under thermodynamic equilibrium is near to zero. The average ionization at the ground level over the ocean is $2 \cdot 10^6$ ion pairs $m^{-3}s^{-1}$. This ionization is produced mainly by cosmic rays. Over the continents the ionizing radiation from soil and from radioactive substances in the air each add about $4 \cdot 10^6$ $m^{-3}s^{-1}$. The total average ionization rate of 10^7 $m^{-3}s^{-1}$ is equivalent to 17 $\mu R/h$ which is a customary expression of the background level of the ionizing radiations. The ionization rate over the ground varies in space due to the radioactivity of soil, and in time depending on the exchange of air between the atmosphere and radon-containing soil. Radioactive pollution increases the ionization rate. A temporary increase of about 10 times was registered in Sweden after the Chernobyl accident in 1986. The emission of Kr^{85} from nuclear power plants can noticeably increase the global ionization rate in the next century. The ionization rate decreases with altitude near the ground and increases at higher altitudes up to 15 km, where it has a maximum of about $5 \cdot 10^7$ $m^{-3}s^{-1}$. Solar X-ray and extreme UV radiation cause a new increase at altitudes over 60 km.

Local sources of air ions are point discharges in strong electric fields, fluidization of charged drops from waves, etc.

The enhanced chemical activity of an ion results in a chain of ion-molecule reactions with the colliding neutrals, and, in the first microsecond of the life of an air ion, a charged molecular cluster called the *cluster ion* is formed. According to theoretical calcula-

tions in the air free from exotic trace gases the following cluster ions should be dominant:



A measurable parameter of air ions is the electrical mobility k , characterizing the drift velocity in the unit electric field. The mobility is inversely proportional to the density of air, and the results of measurements are as a rule reduced to normal conditions. According to mobility the air ions are called: fast or small or light ions with mobility $k > 5 \cdot 10^{-5}$ $m^2V^{-1}s^{-1}$, intermediate ions, and slow or large or heavy ions with mobility $k > 10^{-6}$ $m^2V^{-1}s^{-1}$. The boundary between intermediate and slow ions is conventional.

Cluster ions are fast ions. The masses of cluster ions may be measured with mass spectrometers, but the possible ion-molecule reactions during the passage of the air through nozzles to the vacuum chamber complicate the measurement. Mass and mobility of cluster ions are highly correlated. The experimental results⁵ can be expressed by the empirical formula

$$m \approx \frac{850 u}{[0.3 + k / (10^{-4} m^2 V^{-1} s^{-1})]^3}$$

where u is the unified atomic mass unit.

The value of the transport cross-section of a cluster ion is needed to calculate its mobility according to the kinetic theory of Chapman and Enskog. The theoretical estimation of transport cross-sections is rough and cannot be used to identify the chemi-

cal structures of cluster ions. Mass spectrometry is the main technique of identification of cluster ions.²

Märk and Castleman⁴ presented an overview of over 1000 publications on the experimental studies of cluster ions. Most of them present information about ions of millisecond age range. The low concentration makes it difficult to get detailed information about masses and mobilities of the natural atmospheric ions at ground level. The results of a 1-year continuous measurement⁶ are as follows:

	+ ions	- ions	unit
Average mobility	1.36	1.56	$10^{-4}\text{m}^2\text{V}^{-1}\text{s}^{-1}$
The corresponding mass	190	130	u
The corresponding diameter	0.69	0.61	nm
The average concentration	400	360	10^6m^{-3}
The corresponding conductivity	8.7	9.0	fS

The distribution of tropospheric cluster ions according to the mobility and estimated mass is depicted in Figure 1.

The problems and results of direct mass spectrometry of natural cluster ions are analyzed by Eisele² for ground level and by Meyerott, Reagan and Joiner⁵ for stratospheric measurements. Air ions in the high atmosphere are a subject of ionospheric physics.

During its lifetime (about 1 min), a cluster ion at ground level collides with nearly 10^{12} molecules. Thus the cluster ions are able to concentrate trace gases of very low concentration if they have an extra high electron or proton affinity. For example, Eisele² demon-

d	3	10	30	100	300	1000	3000	nm
P_0	98	90	70	42	24	14	8	%
$P_{-1}+P_1$	2	10	30	48	41	25	15	%
$P_{-2}+P_2$	0	0	0	10	23	21	14	%
$P_{q>2}$	0	0	0	0	12	40	63	%
k_1	15000	1900	250	28	5.1	1.11	0.33	$10^{-9}\text{m}^2\text{V}^{-1}\text{s}^{-1}$

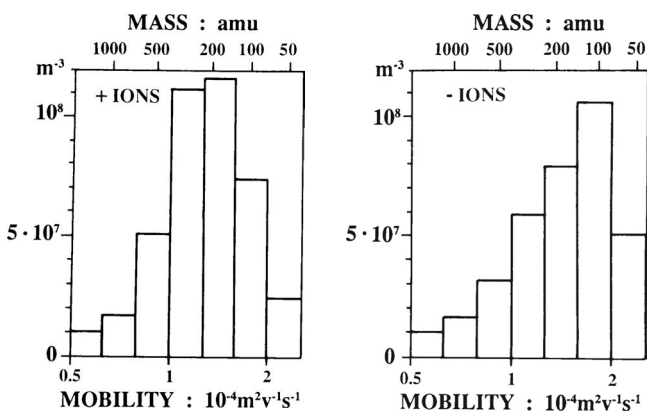


FIGURE 1. Average mobility and mass spectra of natural tropospheric cluster ions. Concentrations of the mobility fractions were measured in a rural site every 5 min over 1 year.⁶ Ion mass is estimated according to the above empirical formula.

strated that a considerable fraction of positive atmospheric cluster ions in the unpolluted atmosphere at ground level probably consist of a molecule derived from pyridine. The concentration of these constituents is estimated to be about 10^{-12} . Therefore, air-ion mass and mobility spectrometry is considered as a promising technique for trace analysis in the air. Mass and mobility spectrometry of millisecond-age air ions has been developed as a technique of chemical analysis known as “plasma chromatography”.¹ The sensitivity of the detection grows with the age of the cluster ions measured.

The mechanisms of annihilation of cluster ions are ion-ion recombination (on the average 3%) and sedimentation on aerosol particles (on the average 97% of cluster ions at ground level). The result of the combination of a cluster ion and neutral particle is a charged particle called an *aerosol ion*. In conditions of detailed thermodynamic equilibrium the probability that a spherical particle of diameter d carries q elementary charges is calculated from the Boltzmann distribution:

$$p_q(d) = (2\pi d/d_0)^{1/2} \exp(-q^2 d_0/2d)$$

where $d_0 = 115$ nm (at 18°C). The supposition about the detailed equilibrium is an approximation and the formula is not valid for particles less than d_0 . On the basis of numerical calculations by Hoppel and Frick³ the following charge probabilities can be derived:

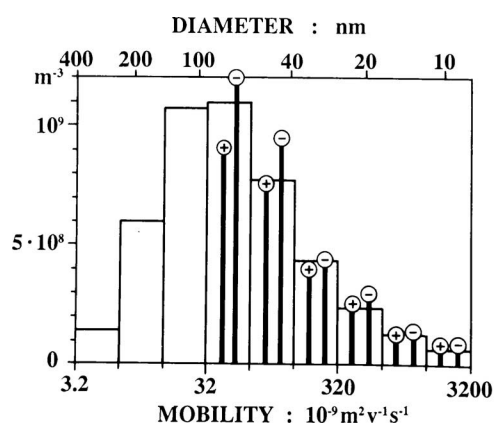


FIGURE 2. Mobility and size spectra of tropospheric aerosol ions.⁶ The wide bars mark the fraction concentrations theoretically estimated on the basis of the standard size distribution of tropospheric aerosol. The pin bars with head + and - mark average values of positive and negative aerosol ion fraction concentrations measured in a rural site every 5 min during 4 months.

The last line of the table presents the mobility of a particle carrying one elementary charge. The distribution of the atmospheric aerosol ions over mobility is demonstrated in Figure 2.

Although the concentration of aerosol in continental air at ground level is an order of magnitude higher than the concentration of cluster ions, the mobilities of aerosol ions are so small that their percentage in air conductivity is less than 1%.

A specific class of aerosol ions are condensed aerosol ions produced as a result of the condensation of gaseous matter on the cluster ions. In aerosol physics the process is called ion-induced nucleation; it is considered as one among the processes of gas-to-particle conversion. The condensed aerosol ions have an inherent charge. Their sizes and mobilities are between the sizes and mobilities of cluster ions and of ordinary aerosol ions. Water and standard constituents of atmospheric air are not able to condense on the cluster ions in the real atmosphere. Thus the concentration of condensed aerosol ions depends on the trace constituents in the air and is very low in unpolluted air. Knowledge about condensed aerosol ions is poor because of measurement difficulties.

References

1. Carr, T. W., Ed., *Plasma Chromatography*, Plenum Press, New York and London, XII + 259 pp., 1984.
2. Eisele, F. L., Identification of Tropospheric Ions, *J. Geophys. Res.*, vol. 91, no. D7, pp. 7897–7906, 1986.
3. Hoppel, W. A., and Frick, G. M., The Nonequilibrium Character of the Aerosol Charge Distributions Produced by Neutralizers, *Aerosol Sci. Technol.*, vol. 12, no. 3, pp. 471–496, 1990.
4. Mark, T. D., and Castleman, A. W., Experimental Studies on Cluster Ions, in *Advances in Atomic and Molecular Physics*, vol. 20, pp. 65–172, Academic Press, 1985.
5. Meyerott, R. E., Reagan, J. B., and Joiner, R. G., The Mobility and Concentration of Ions and the Ionic Conductivity in the Lower Stratosphere, *J. Geophys. Res.*, vol. 85, no. A3, pp. 1273–1278, 1980.
6. Salm, J., Tammet, H., Iher, H., and Hörrak, U., Atmospheric Electrical Measurements in Tahkuse, Estonia (in Russian), in *Voprosy Atmosfernogo Elektrichestva*, pp. 168–175, Gidrometeoizdat, Leningrad, 1990.

III. THUNDERSTORM ELECTRICITY

John Latham

The development of improved radar techniques and instruments for in-cloud electrical and physical measurements, coupled with a much clearer recognition by the research community that establishment of the mechanism or mechanisms responsible for electric field development in thunderclouds, culminating in lightning, is inextricably linked to the concomitant dynamical and microphysical evolution of the clouds, has led to significant progress over the past decade.

Field studies indicate that in most thunderclouds the electrical development is associated with the process of glaciation, which can occur in a variety of incompletely understood ways. In the absence of ice, field growth is slow, individual hydrometeor charges are low, and lightning is produced only rarely. Precipitation — in the solid form, as graupel — also appears to be a necessary ingredient for significant electrification, as does significant convective activity and mixing between the clouds and their environments, via entrainment.

Increasingly, the view is being accepted that charge transfer leading to field-growth is largely a consequence of rebounding collisions between graupel pellets and smaller vapor-grown ice crystals, followed by the separation under gravity of these two types

of hydrometeor. These collisions occur predominantly within the temperature range -15 to -30°C , and for significant charge transfer need to occur in the presence of supercooled cloud droplets.

The field evidence is inconsistent with an inductive mechanism, and extensive laboratory studies indicate that the principal charging mechanism is non-inductive and associated — in ways yet to be identified — with differences in surface characteristics of the interacting hydrometeors.

Laboratory studies indicate that the two most favored sites for corona emission leading to the lightning discharge are the tips of ephemeral liquid filaments, produced during the glancing collisions of supercooled raindrops, and protuberances on large ice crystals or graupel pellets. The relative importance of these alternatives will depend on the hydrometeor characteristics and the temperature in the regions of strongest fields; these features are themselves dependent on air-mass characteristics and climatological considerations.

A recently identified but unresolved question is why, in continental Northern Hemisphere thunderclouds at least, the sign of the charge brought to ground by lightning is predominantly negative in summer but more evenly balanced in winter.

IV. LIGHTNING

Martin A. Uman

From both ground-based weather-station data and satellite measurements, it has been estimated that there are about 100 lightning discharges, both cloud and ground flashes, over the whole earth each second; representing an average global lightning flash density of about $6\text{ km}^{-2}\text{yr}^{-1}$. Most of this lightning occurs over the earth's land masses. For example, in central Florida, where thunderstorms occur about 90 days/yr, the flash density for discharges to earth is about $15\text{ km}^{-2}\text{yr}^{-1}$. Some tropical areas of the earth have thunderstorms up to 300 days/yr.

Lightning can be defined as a transient, high-current electric discharge whose path length is measured in kilometers and whose most common source is the electric charge separated in the ordinary thunderstorm or cumulonimbus cloud. Well over half of all lightning discharges occur totally within individual thunderstorm clouds and are referred to as intracloud discharges. Cloud-to-ground lightning, however, has been studied more extensively than any other lightning form because of its visibility and its more practical interest. Cloud-to-cloud and cloud-to-air discharges are less common than intracloud or cloud-to-ground lightning.

Lightning between the cloud and earth can be categorized in terms of the direction of motion, upward or downward, and the sign of the charge, positive or negative, of the developing discharge (called a *leader*) which initiates the overall event. Over 90% of the worldwide cloud-to-ground discharges is initiated in the thundercloud by downward-moving negatively charged leaders and subsequently results in the lowering of negative charge to earth. Cloud-to-ground lightning can also be initiated by downward-moving positive leaders, less than 10% of the worldwide cloud-to-ground lightning being of this type although the exact percentage is a function of season and latitude. Lightning between cloud and ground can also be initiated by leaders which develop upward from the earth. These upward-initiated discharges are relatively rare, may be of either polarity, and generally occur from mountaintops and tall man-made structures.

We discuss next the most common type of cloud-to-ground lightning. A negative cloud-to-ground discharge or *flash* has an overall duration of some tenths of a second and is made up of vari-

ous components, among which are typically three or four high-current pulses called *strokes*. Each stroke lasts about a millisecond, the separation time between strokes being typically several tens of milliseconds. Such lightning often appears to “flicker” because the human eye can just resolve the individual light pulse associated with each stroke. A drawing of the components of a negative cloud-to-ground flash is found in Figure 3. Some values for salient parameters are found in Table 1. The negatively charged *stepped leader* initiates the first stroke in a flash by propagating from cloud to ground through virgin air in a series of discrete steps. Photographically observed leader steps in clear air are typically 1 μ s in duration and tens of meters in length, with a pause time between steps of about 50 μ s. A fully developed stepped leader lowers up to 10 or more coulombs of negative cloud charge toward ground in tens of milliseconds with an average downward speed of about 2×10^5 m/s. The average leader current is in the 100 to 1000 A range. The steps have pulse currents of at least 1 kA. Associated with these currents are electric- and magnetic-field pulses with widths of about 1 μ s or less and risetimes of about 0.1 μ s or less. The stepped leader, during its trip toward ground, branches in a downward direction, resulting in the characteristic downward-branched geometrical structure commonly observed. The electric potential of the bottom of the negatively charged leader channel with respect to ground has a magnitude in excess of 10^7 V. As the leader tip nears ground, the electric field at sharp objects on the ground or at irregularities of the ground itself exceeds the breakdown value of air, and one or more upward-moving discharges (often called upward leaders) are initiated from those points, thus beginning the *attachment process*. An understanding of the physics of the attachment process is central to an understanding of the operation of lightning protection of ground-based objects and the effects of lightning on humans and animals, since it is the attachment process that determines where the lightning connects to objects on the ground and the value of the early currents which flow. When one of the upward-moving discharges from the ground (or from a lightning rod or an individual) contacts the tip of the downward-moving stepped leader, typically some tens of meters above the ground, the leader tip is effectively connected to ground potential. The negatively charged leader channel is then discharged to earth when a ground potential wave, referred to as the first *return stroke*, propagates continuously up the leader path. The upward speed of a return stroke near the ground is typically near one third the speed of light, and the speed decreases with height. The first return stroke produces a peak current near ground of typically 30 kA, with a time from zero to peak of a few microseconds. Currents measured at the ground fall to half of the peak value in about 50 μ s, and currents of the order of hundreds of amperes may flow for times of a few milliseconds up to several hundred milliseconds. The longer-lasting currents are known as *continuing currents*. The rapid release of return stroke energy heats the leader channel to a temperature near 30,000 K and creates a high-pressure channel which expands and generates the shock waves that eventually become thunder, as further discussed later. The return stroke effectively lowers to ground the charge originally deposited onto the stepped-leader channel and additionally initiates the lowering of other charges which may be available to the top of its channel. First return-stroke electric fields exhibit a microsecond scale rise to peak with a typical peak value of 5 V/m, normalized to a distance of 100 km by an inverse distance relationship. Roughly half of the field rise to peak, the so-called “fast transition”, takes place in tenths of a microsecond, an observation that can only be made if the field propagation is over a highly conducting surface such as salt water.

After the first return-stroke current has ceased to flow, the flash, including charge motion in the cloud, may end. The lightning is then called a single-stroke flash. On the other hand, if additional charge is made available to the top of the channel, a continuous or *dart leader* may propagate down the residual first-stroke channel at a typical speed of about 1×10^7 m/s. The dart leader lowers a charge of the order of 1 C by virtue of a current of about 1 kA. The dart leader then initiates the second (or any subsequent) return stroke. Subsequent return-stroke currents generally have faster zero-to-peak rise times than do first-stroke currents, but similar maximum rates of change, about 100 kA/ μ s. Some leaders begin as dart leaders, but toward the end of their trip toward ground become stepped leaders. These leaders are known as *dart-stepped leaders* and may have different ground termination points (and separate upward leaders) from the first stroke. Most often the dart-stepped leaders are associated with the second stroke of the flash. Nearly half of all flashes exhibit more than one termination point on ground with the distance between separate terminations being up to several kilometers. Subsequent return-stroke radiated electric and magnetic fields are similar to, but usually a factor of two or so smaller, than first return-stroke fields. About one third of all multiple-stroke flashes has at least one subsequent stroke which is larger than the first stroke.

Cloud-to-ground flashes that lower positive charge, though not common, are of considerable practical interest because their peak currents and total charge transfer can be much larger than for the more common negative ground flash. The largest recorded peak currents, those in the 200- to 300-kA range, are due to the return strokes of positive lightning. Such positive flashes to ground are initiated by downward-moving leaders which do not exhibit the distinct steps of their negative counterparts. Rather, they show a luminosity which is more or less continuous but modulated in intensity. Positive flashes are generally composed of a single stroke followed by a period of continuing current. Positive flashes are probably initiated from the upper positive charge in the thundercloud charge dipole when that cloud charge is horizontally separated from the negative charge beneath it, the source of the usual negative cloud-to-ground lightning. Positive flashes are relatively common in winter thunderstorms (snow storms), which produce few flashes overall, and are relatively uncommon in summer thunderstorms. The fraction of positive lightning in summer thunderstorms apparently increases with increasing latitude and with increasing height of the ground above sea level.

Distant lightning return stroke fields are often referred to as sferics (called “atmospherics” in the older literature). The peak in the sferics frequency spectrum is near 5 kHz due to the bipolar or ringing nature of the distant return-stroke electromagnetic signal and to the effects of propagation.

Thunder, the acoustic radiation associated with lightning, is sometimes divided into the categories “audible”, sounds that one can hear, and “infrasonic”, below a few tens of hertz, a frequency range that is inaudible. This division is made because it is thought that the mechanisms that produce audible and infrasonic thunder are different. Audible thunder is thought to be due to the expansion of a rapidly heated return stroke channel, as noted earlier, whereas infrasonic thunder is thought to be associated with the conversion to sound of the energy stored in the electrostatic field of the thundercloud when lightning rapidly reduces that cloud field.

The technology of artificially initiating lightning by firing upward small rocket trailing grounded wire of a few hundred meters length has been well-developed during the past decade. Such “triggered” flashes are similar to natural upward-initiated discharges from tall structure. They often contain subsequent strokes which,

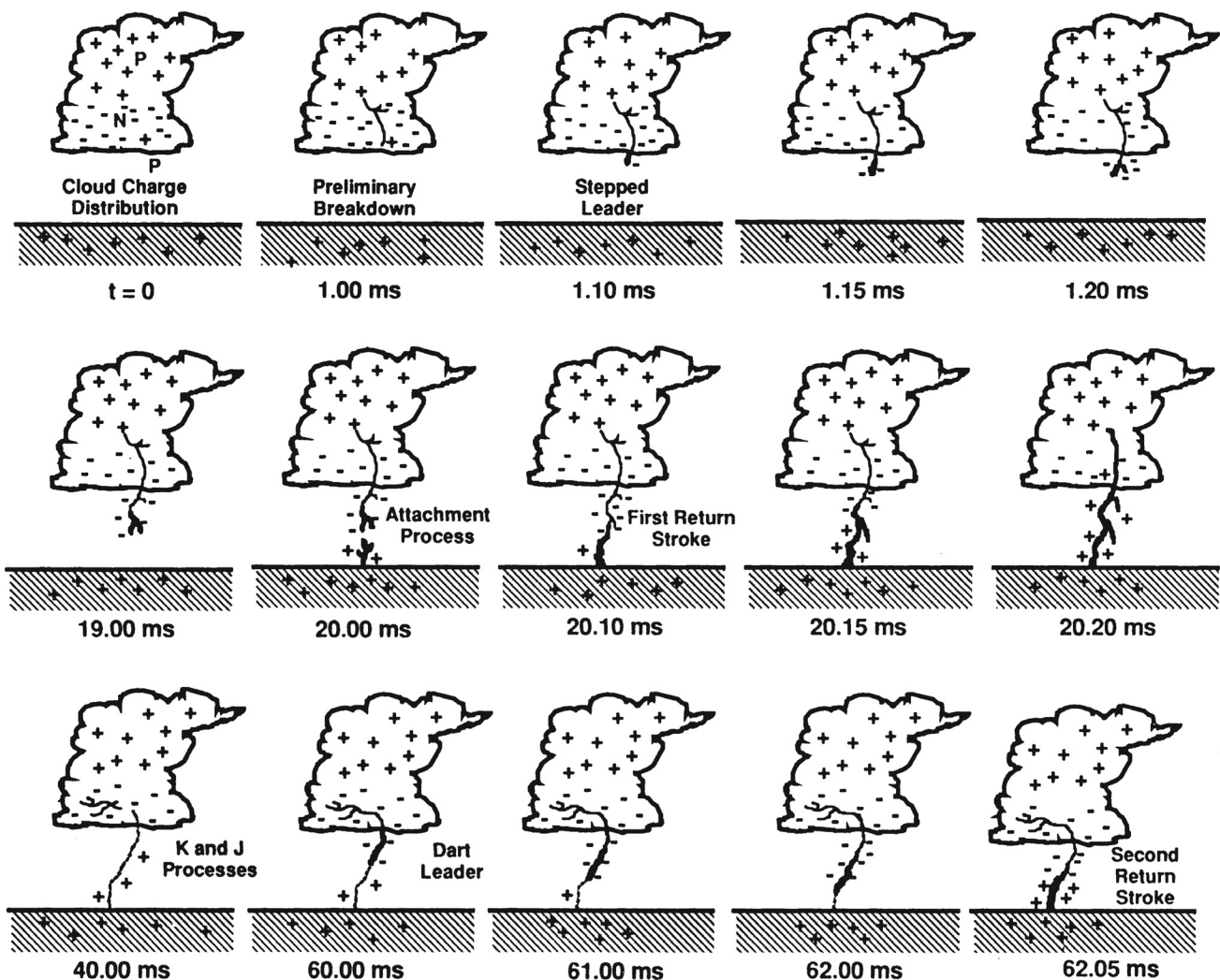


FIGURE 3. Sequence of steps in cloud-to-ground lightning.

when they occur, are similar to the subsequent strokes in natural lightning. These triggered subsequent strokes have been the subject of considerable recent research.

Also in the past 10 years or so sophisticated lightning locating equipment has been installed throughout the world. For example, all ground flashes in the U.S. are now centrally monitored for research, for better overall weather prediction, and for hazard warning for aviation, electric utilities and other lightning-sensitive facilities.

Information on lightning physics can be found in M. A. Uman, *The Lightning Discharge*, Academic Press, San Diego, 1987; on lightning death and injury in *Medical Aspects of Lightning Injury*, C. Andrews, M. A. Cooper, M. Darveniza, and D. Mackerras, Eds.,

CRC Press, 1992. Ground flash location information for the U.S., in real time or archived, is available from Geomet Data Service of Tucson, AZ, which is also a source of the names of providers of those data in other countries.

Table 2 has data for cloud-to-ground lightning discharges bringing negative charge to earth. The values listed are intended to convey a rough feeling for the various physical parameters of lightning. No great accuracy is claimed since the results of different investigators are often not in good agreement. These values may, in fact, depend on the particular environment in which the lightning discharge is generated. The choice of some of the entries in the table is arbitrary.

TABLE 2. Data for Cloud-to-Ground Lightning Discharges

	Minimum ^a	Representative values	Maximum ^a
Stepped leader			
Length of step, m	3	50	200
Time interval between steps, μs	30	50	125
Average speed of propagation of stepped leader, m/s ^b	1.0×10^5	2.0×10^5	3.0×10^6
Charged deposited on stepped-leader channel, coulombs	3	5	20
Dart leader			
Speed of propagation, m/s ^b	1.0×10^6	1.0×10^7	2.4×10^7
Charged deposited on dart-leader channel, coulombs	0.2	1	6
Return stroke ^c			
Speed of propagation, m/s ^b	2.0×10^7	1.0×10^8	2.0×10^8
Maximum current rate of increase, kA/ μs	<1	100	400
Time to peak current, μs	<1	2	30
Peak current, kA	2	30	200
Time to half of peak current, μs	10	50	250
Charge transferred excluding continuing current, coulombs	0.02	3	20
Channel length, km	2	5	15
Lightning flash			
Number of strokes per flash	1	4	26
Time interval between strokes in absence of continuing current, ms	3	60	100
Time duration of flash, s	10^{-2}	0.5	2
Charge transferred including continuing current, coulombs	3	30	200

^a The words maximum and minimum are used in the sense that most measured values fall between these limits.

^b Speeds of propagation are generally determined from photographic data and are "two-dimensional". Since many lightning flashes are not vertical, values stated are probably slight underestimates of actual values.

^c First return strokes have longer times to current peak and generally larger charge transfer than do subsequent return strokes.

Adapted from Uman, M.A., *Lightning*, Dover Paperbook, New York, 1986, and Uman, M.A., *The Lightning Discharge*, Academic Press, San Diego, 1987.

SPEED OF SOUND IN VARIOUS MEDIA

The speed of sound in various solids, liquids, and gases is given in these tables. While only a single parameter v is needed for liquids and gases, sound propagation in isotropic solids is characterized by three velocity parameters. For a solid of infinite extent (or of finite extent if all dimensions are much larger than a wavelength), there are two relevant quantities,

- v_l : velocity of longitudinal waves
- v_s : velocity of shear waves.

For a cylindrical rod with diameter much smaller than a wavelength,

- v_{ext} : velocity of extensional waves along the rod. (Torsional waves in the rod are propagated at the same speed as shear waves in an infinite solid.)

Table 1 lists values for a variety of solid materials. Table 2 covers gases liquids and gases; values for cryogenic liquids are given at the normal boiling point. Table 3 gives the speed of sound in pure

water and in seawater of salinity $S = 3.5\%$ as a function of temperature. All values are in meters per second and are given for normal atmospheric pressure.

References

1. Gray, D. E., Ed., *American Institute of Physics Handbook, Third Edition*, McGraw Hill, New York, 1972.
2. Anderson, H.L., Ed., *A Physicist's Desk Reference*, American Institute of Physics, New York, 1989.
3. Younglove, B. A., Thermophysical Properties of Fluids. Part I, *J. Phys. Chem. Ref. Data*, 11, Suppl. 1, 1982.
4. Younglove, B. A., and Ely, J. F., Thermophysical Properties of Fluids. Part II, *J. Phys. Chem. Ref. Data*, 16, 577, 1987.
5. Haar, L., Gallagher, J. S., and Kell, G. S., *NBS/NRC Steam Tables*, Hemisphere Publishing Corp., New York, 1984.
6. Mason, W. P., *Physical Acoustics and the Properties of Solids*, D. Van Nostrand Co., Princeton, N.J., 1958.
7. *Landolt-Börnstein, Numerical Data and Functional Relationships in Science and Technology, New Series, II/5, Molecular Acoustics*, Springer-Verlag, Heidelberg, 1967.

TABLE 1. Speed of Sound in Solids at Room Temperature

Name	$v_l/m\ s^{-1}$	$v_s/m\ s^{-1}$	$v_{ext}/m\ s^{-1}$	Name	$v_l/m\ s^{-1}$	$v_s/m\ s^{-1}$	$v_{ext}/m\ s^{-1}$
<i>Metals</i>							
Aluminum, rolled	6420	3040	5000	Steel, K9	5940	3250	5250
Beryllium	12890	8880	12870	Tin, rolled	3320	1670	2730
Brass (70 Cu, 30 Zn)	4700	2110	3480	Titanium	6070	3125	5090
Constantan	5177	2625	4270	Tungsten, annealed	5220	2890	4620
Copper, annealed	4760	2325	3810	Tungsten, drawn	5410	2640	4320
Copper, rolled	5010	2270	3750	Zinc, rolled	4210	2440	3850
Duralumin 17S	6320	3130	5150	<i>Other materials</i>			
Gold, hard-drawn	3240	1200	2030	Fused silica	5968	3764	5760
Iron, cast	4994	2809	4480	Glass, heavy silicate flint	3980	2380	3720
Iron, electrolytic	5950	3240	5120	Glass, light borate crown	5100	2840	4540
Iron, Armco	5960	3240	5200	Glass, pyrex	5640	3280	5170
Lead, annealed	2160	700	1190	Lucite	2680	1100	1840
Lead, rolled	1960	690	1210	Nylon 6-6	2620	1070	1800
Magnesium, annealed	5770	3050	4940	Polyethylene	1950	540	920
Molybdenum	6250	3350	5400	Polystyrene	2350	1120	1840
Monel metal	5350	2720	4400	Rubber, butyl	1830		
Nickel	6040	3000	4900	Rubber, gum	1550		
Platinum	3260	1730	2800	Rubber, neoprene	1600		
Silver	3650	1610	2680	Tungsten carbide	6655	3980	6220
Steel (1% C)	5940	3220	5180				
Steel, 347 Stainless	5790	3100	5000				

TABLE 2. Speed of Sound in Liquids and Gases

Name	$t/^\circ\text{C}$	$\nu/\text{m s}^{-1}$	Name	$t/^\circ\text{C}$	$\nu/\text{m s}^{-1}$
<i>Liquids</i>			1-Pentadecene	20	1351
Acetone	20	1203	Pentane	20	1008
Argon	-185.9	813	Propane	-42.1	1158
Benzene	25	1310	1-Propanol	20	1223
Bromobenzene	20	1169	Tetrachloromethane	25	930
Butane	-0.5	1034	Trichloromethane	25	987
1-Butanol	20	1258	1-Undecene	20	1275
Carbon disulphide	25	1140	Water	25	1497
Chlorobenzene	20	1311	Water (sea, $S = 3.5\%$)	25	1535
Cyclohexane	19	1280	<i>Gases at 1 atm</i>		
1-Decene	20	1250	Air, dry	25	346
Diethyl ether	25	976	Ammonia	0	415
Ethane	-88.6	1326	Argon	27	323
Ethanol	20	1162	Carbon monoxide	0	338
Ethylene	-103.8	1309	Carbon dioxide	0	259
Ethylene glycol	25	1658	Chlorine	0	206
Fluorobenzene	20	1183	Deuterium	0	890
Glycerol	25	1904	Ethane	27	312
Helium	-268.9	180	Ethylene	27	331
Heptane	20	1162	Helium	0	965
1-Heptene	20	1128	Hydrogen	27	1310
Hexane	20	1083	Hydrogen bromide	0	200
Hydrogen	-252.9	1101	Hydrogen chloride	0	296
Iodobenzene	20	1114	Hydrogen iodide	0	157
Mercury	25	1450	Hydrogen sulfide	0	289
Methane	-161.5	1337	Methane	27	450
Methanol	20	1121	Neon	0	435
Nitrobenzene	25	1463	Nitric oxide	10	325
Nitrogen	-195.8	939	Nitrogen	27	353
1-Nonene	20	1218	Nitrous oxide	0	263
Octane	20	1197	Oxygen	27	330
1-Octene	20	1184	Sulfur dioxide	0	213
Oxygen	-183.0	906	Water (steam)	100	473

TABLE 3. Speed of Sound in Water and Seawater ($S = 3.5\%$) at Different Temperatures

$t/^\circ\text{C}$	$\nu/\text{m s}^{-1}$	
	Water	Seawater
0	1401.0	1449.4
10	1447.8	1490.4
20	1483.2	1522.2
25	1497.4	1535.1
30	1509.5	1546.2
40	1528.4	
50	1541.4	
60	1549.5	
70	1553.2	
80	1552.8	

ATTENUATION AND SPEED OF SOUND IN AIR AS A FUNCTION OF HUMIDITY AND FREQUENCY

This table gives the attenuation and speed of sound as a function of frequency at various values of relative humidity. All values refer to still air at 20°C.

References

1. Tables of Absorption and Velocity of Sound in Still Air at 68°F (20°C), AD-738576, National Technical Information Service, Springfield, VA.
2. Evans, L. B., Bass, H. E., and Sutherland, L. C., *J. Acoust. Soc. Am.*, 51, 1565, 1972.

Frequency (Hz)	Attenuation (dB/km)	Speed (m/s)
<i>Relative humidity 0%</i>		
20	0.51	343.477
40	1.07	343.514
50	1.26	343.525
63	1.43	343.536
100	1.67	343.550
200	1.84	343.559
400	1.96	343.561
630	2.11	343.562
800	2.27	343.562
1250	2.82	343.562
2000	4.14	343.562
4000	8.84	343.564
6300	14.89	343.565
10000	26.28	343.566
12500	35.81	343.566
16000	52.15	343.567
20000	75.37	343.567
40000	267.01	343.567
63000	644.66	343.567
80000	1032.14	343.567
<i>Relative humidity 30%</i>		
20	0.03	343.807
40	0.11	343.808
50	0.17	343.810
63	0.25	343.810
100	0.50	343.814
200	1.01	343.821
400	1.59	343.826
630	2.24	343.827
800	2.85	343.828
1250	5.09	343.828
2000	10.93	343.829
4000	38.89	343.831
6300	90.61	343.836
10000	204.98	343.846
12500	294.08	343.854
16000	422.51	343.865
20000	563.66	343.877
40000	1110.97	343.911
63000	1639.47	343.924
80000	2083.08	343.929

Frequency (Hz)	Attenuation (dB/km)	Speed (m/s)
<i>Relative humidity 60%</i>		
20	0.02	344.182
40	0.06	344.183
50	0.09	344.183
63	0.15	344.184
100	0.34	344.185
200	0.99	344.190
400	1.94	344.197
630	2.57	344.200
800	2.94	344.201
1250	4.01	344.202
2000	6.55	344.203
4000	18.73	344.204
6300	42.51	344.204
10000	101.84	344.206
12500	155.67	344.208
16000	247.78	344.211
20000	373.78	344.215
40000	1195.37	344.238
63000	2220.64	344.262
80000	2951.71	344.274
<i>Relative humidity 100%</i>		
20	0.01	344.685
40	0.04	344.685
50	0.06	344.685
63	0.09	344.685
100	0.22	344.686
200	0.77	344.689
400	2.02	344.695
630	3.05	344.699
800	3.57	344.701
1250	4.59	344.704
2000	6.29	344.705
4000	13.58	344.706
6300	27.72	344.706
10000	63.49	344.706
12500	96.63	344.707
16000	154.90	344.708
20000	237.93	344.709
40000	884.28	344.718
63000	1973.62	344.731
80000	2913.01	344.742

SPEED OF SOUND IN DRY AIR

The values in this table were calculated from the equation of state for dry air (average molecular weight 28.96) treated as a real gas. Values refer to standard atmospheric pressure. The speed of sound varies only slightly with pressure; at two atmospheres and -100°C the value decreases by 0.13%, while at two atmospheres and 80°C the speed increases by 0.04%.

Reference

Sytchev, V. V., Vasserman, A. A., Kozlov, A. D., Spiridonov, G. A., and Tsymarny, V. A., *Thermodynamic Properties of Air*, Hemisphere Publishing Corp., New York, 1987.

$t/^{\circ}\text{C}$	$v_s/\text{m s}^{-1}$	$t/^{\circ}\text{C}$	$v_s/\text{m s}^{-1}$	$t/^{\circ}\text{C}$	$v_s/\text{m s}^{-1}$
-100	263.5	-35	309.5	30	349.1
-95	267.3	-30	312.7	35	352.0
-90	271.1	-25	315.9	40	354.8
-85	274.8	-20	319.1	45	357.6
-80	278.5	-15	322.3	50	360.4
-75	282.1	-10	325.4	55	363.2
-70	285.7	-5	328.4	60	365.9
-65	289.2	0	331.5	65	368.6
-60	292.7	5	334.5	70	371.3
-55	296.1	10	337.5	75	374.0
-50	299.5	15	340.4	80	376.7
-45	302.9	20	343.4		
-40	306.2	25	346.3		

MUSICAL SCALES

Equal Tempered Chromatic Scale

A₄ = 440 Hz

International Concert Pitch

Note	Frequency	Note	Frequency	Note	Frequency	Note	Frequency
C ₀	16.35	C ₂	65.41	C ₄	261.63	C ₆	1046.50
C# ₀	17.32	C# ₂	69.30	C# ₄	277.18	C# ₆	1108.73
D ₀	18.35	D ₂	73.42	D ₄	293.66	D ₆	1174.66
D# ₀	19.45	D# ₂	77.78	D# ₄	311.13	D# ₆	1244.51
E ₀	20.60	E ₂	82.41	E ₄	329.63	E ₆	1318.51
F ₀	21.83	F ₂	87.31	F ₄	349.23	F ₆	1396.91
F# ₀	23.12	F# ₂	92.50	F# ₄	369.99	F# ₆	1479.98
G ₀	24.50	G ₂	98.00	G ₄	392.00	G ₆	1567.98
G# ₀	25.96	G# ₂	103.83	G# ₄	415.30	G# ₆	1661.22
A ₀	27.50	A ₂	110.00	A ₄	440.00	A ₆	1760.00
A# ₀	29.14	A# ₂	116.54	A# ₄	466.16	A# ₆	1864.66
B ₀	30.87	B ₂	123.47	B ₄	493.88	B ₆	1975.53
C ₁	32.70	C ₃	130.81	C ₅	523.25	C ₇	2093.00
C# ₁	34.65	C# ₃	138.59	C# ₅	554.37	C# ₇	2217.46
D ₁	36.71	D ₃	146.83	D ₅	587.33	D ₇	2349.32
D# ₁	38.89	D# ₃	155.56	D# ₅	622.25	D# ₇	2489.02
E ₁	41.20	E ₃	164.81	E ₅	659.26	E ₇	2637.02
F ₁	43.65	F ₃	174.61	F ₅	698.46	F ₇	2793.83
F# ₁	46.25	F# ₃	185.00	F# ₅	739.99	F# ₇	2959.96
G ₁	49.00	G ₃	196.00	G ₅	783.99	G ₇	3135.96
G# ₁	51.91	G# ₃	207.65	G# ₅	830.61	G# ₇	3322.44
A ₁	55.00	A ₃	220.00	A ₅	880.00	A ₇	3520.00
A# ₁	58.27	A# ₃	233.08	A# ₅	932.33	A# ₇	3729.31
B ₁	61.74	B ₃	246.94	B ₅	987.77	B ₇	3951.07
						C ₈	4186.01

Scientific or Just Scale

C₄ = 256 Hz

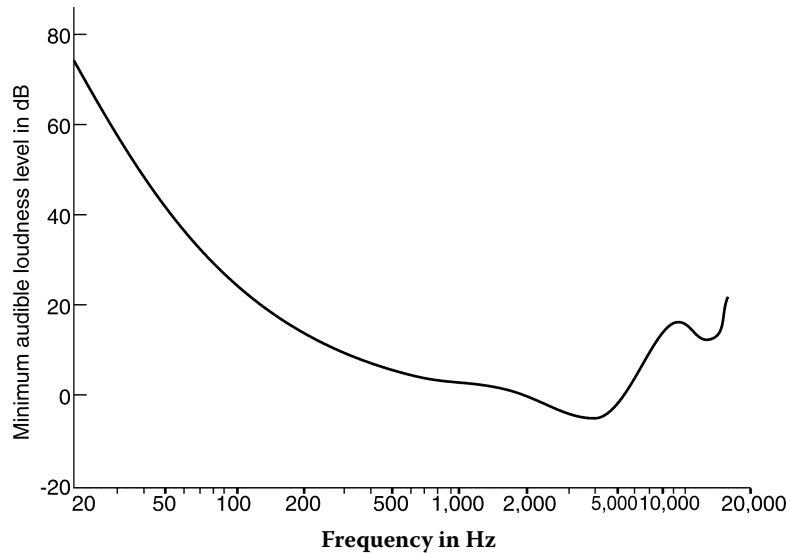
Note	Frequency	Note	Frequency	Note	Frequency	Note	Frequency
C ₀	16	C ₂	64	C ₄	256	C ₆	1024
D ₀	18	D ₂	72	D ₄	288	D ₆	1152
E ₀	20	E ₂	80	E ₄	320	E ₆	1280
F ₀	21.33	F ₂	85.33	F ₄	341.33	F ₆	1365.33
G ₀	24	G ₂	96	G ₄	384	G ₆	1536
A ₀	26.67	A ₂	106.67	A ₄	426.67	A ₆	1706.67
B ₀	30	B ₂	120	B ₄	480	B ₆	1920
C ₁	32	C ₃	128	C ₅	512	C ₇	2048
D ₁	36	D ₃	144	D ₅	576	D ₇	2304
E ₁	40	E ₃	160	E ₅	640	E ₇	2560
F ₁	42.67	F ₃	170.67	F ₅	682.67	F ₇	2730.67
G ₁	48	G ₃	192	G ₅	768	G ₇	3072
A ₁	53.33	A ₃	213.33	A ₅	853.33	A ₇	3413.33
B ₁	60	B ₃	240	B ₅	960	B ₇	3840
						C ₈	4096

CHARACTERISTICS OF HUMAN HEARING

The human ear is sensitive to sound waves with frequencies in the range from a few hertz to almost 20 kHz. Auditory response is usually expressed in terms of the *loudness level* of a sound, which is a measure of the sound pressure. The reference level, which is given in the unit *phon*, is a pure tone of frequency 1000 Hz with sound pressure of 20 μPa (in cgs units, $2 \cdot 10^{-4}$ dyn/cm²); loudness level is usually expressed in decibels (dB) relative to this reference level. If a normal observer perceives an arbitrary sound to

be equally loud as this reference sound, the sound is said to have the loudness level of the reference. The sensitivity of the typical human ear ranges from about 0 dB, the threshold loudness level, to about 140 dB, the level at which pain sets in. The minimum detectable level thus represents a sound wave of pressure 20 μPa and intensity (power density) 10^{-16} W/cm².

The following figure illustrates the frequency dependence of the threshold for an average young adult.



The relation between loudness level and frequency for a typical person is expressed by the following table:

Sound pressure level in dB relative to 20 μPa	Frequency in Hz					
	125	500	1000	4000	8000	10000
10			10	18		
20		16	20	28	11	
30	4	27	30	37	21	17
40	17	39	40	45	30	26
50	34	52	50	54	38	35
60	52	65	60	64	47	44
70	70	76	70	73	56	54
80	86	86	80	83	66	64
90	98	96	90	94	77	74
100	108	105	100	106	88	86

Thus, a 10,000 Hz tone at a pressure level of 50 dB seems equally loud as a 1000 Hz tone at a pressure of 35 dB.

The term *noise* refers to any unwanted sound, either a pure tone or a mixture of frequencies. Since the sensitivity of the ear is fre-

quency dependent, as illustrated by the above table, noise level is expressed in a frequency-weighted scale, known as A-weighting. Decibel readings on this scale are designated as dBa. Typical noise levels from various sources are illustrated in this table:

Source	Noise level in dBa
Rocket engine	200
Jet aircraft engine	160
Light aircraft, cruising	140
Tractor, 150 hp	115
Electric motor, 100 hp at 2600 rpm	105
Pneumatic drill	100
Subway train	90
Vacuum cleaner	85
Heavy automobile traffic	75
Conversational speech	65
Whispered speech	40
Background noise, recording studio	25-30

Recommended noise thresholds in the workplace have been established by the American Conference of Government Industrial

Hygienists. Some examples of the maximum safe levels for different daily exposure times are given below.

Duration of exposure	Max. level in dBa
24 h	80
8 h	85
4 h	88
1 h	94
30 min	97
15 min	100
2 min	109
28 s	115
0.11 s	139

No exposure greater than 140 dBa is permitted. Further details may be found in Reference 3.

References

1. Anderson, H. L., Ed., *A Physicist's Desk Reference*, American Institute of Physics, New York, 1989, chap. 2.
2. Gray, D. E., Ed., *American Institute of Physics Handbook, Third Edition*, McGraw Hill, New York, 1972, chap. 3.
3. *Threshold Limit Values for Chemical Substances and Physical Agents; Biological Exposure Indices*, 1999 Edition, American Conference of Governmental Industrial Hygienists, 1330 Kemper Meadow Drive, Cincinnati, OH 45240-1634.

INTERSTELLAR MOLECULES

Frank J. Lovas and Lewis E. Snyder

A number of molecules have been detected in the interstellar medium, in circumstellar envelopes around evolved stars, and comae and tails of comets through observation of their microwave, infrared, or optical spectra. The following list gives the molecules and the particular isotopic species that have been reported thus far. Molecules are listed by molecular formula in the Hill order. Molecules are listed by molecular formula in the Hill order. All species not footnoted otherwise are observed in interstellar clouds, while some are also found in comets and circumstellar clouds. The list was last updated in November 2005 and lists 147 molecules (263 isotopic forms).

Molecular formula	Name	Isotopic species
AlCl	Aluminum monochloride	AlCl ^a
		Al ³⁷ Cl ^a
AlF	Aluminum monofluoride	AlF ^a
AlN	Aluminum isocyanide	AlNC ^a
CF ⁺	Fluoromethyldynium ion	CF ⁺
CH	Methyldiyne	CH
CH ⁺	Methyliumylidene	CH ⁺
CHN	Hydrogen cyanide	HCN
		H ¹³ CN
		HC ¹⁵ N
		DCN
CHN	Hydrogen isocyanide	HNC
		H ¹⁵ NC
		HN ¹³ C
		DNC
		D ¹⁵ NC
		HNCO
CHNO	Isocyanic acid	DNCO
		HNCS
CHNS	Isothiocyanic acid	HCO
CHO ⁺	Oxomethyl	HCO ⁺
		H ¹³ CO ⁺
		HC ¹⁷ O ⁺
		HC ¹⁸ O ⁺
		DCO ⁺
		D ¹³ CO ⁺
		HOC ⁺
		HOCO ⁺
CHS ⁺	Thiooxomethyl	HCS ⁺
		CH ₂
CH ₂ N ⁺	Iminomethyl	HCNH ⁺
CH ₂ N	Methylene amidogen	CH ₂ N
CH ₂ N ₂	Cyanamide	NH ₂ CN
CH ₂ O	Formaldehyde	H ₂ CO
		H ₂ ¹³ CO
		H ₂ C ¹⁸ O
		HDCO
		D ₂ CO
		HCOOH
		H ¹³ COOH
HCOOD		
CH ₂ O ₂	Formic acid	D ₂ CO
		HCOOH
		H ¹³ COOH
		HCOOD
CH ₂ S	Thioformaldehyde	D ₂ CO
		HCOOH
		H ¹³ COOH
		HCOOD
		D ₂ CO

References

1. Lovas, F. J., "Recommended Rest Frequencies for Observed Interstellar Molecule Microwave Transitions - 1991 Revision," *J. Phys. Chem. Ref. Data*, 21, 181-272, 1992.
2. Snyder, L. E., "Cometary Molecules," Internat. Astron. Union Symposium No. 150, *Astrochemistry of Cosmic Phenomena*, Ed. P.D. Singh, Kluwer Academic Publishers, Dordrecht, The Netherlands, pp. 427-434 (1992).

Molecular formula	Name	Isotopic species
H ₂ C ³⁴ S	Methyl	H ₂ C ³⁴ S
		HD ₂ CS
		D ₂ CS
		CH ₃ ^a
CH ₃ N	Methanimine	CH ₂ NH
CH ₃ NO	Formamide	¹³ CH ₂ NH
		NH ₂ CHO
CH ₃ O ⁺	Hydroxy methylion	NH ₂ ¹³ CHO
		H ₂ COH ⁺
CH ₄	Methane	CH ₄
CH ₃ O	Methanol	CH ₃ OH
		¹³ CH ₃ OH
		CH ₃ ¹⁸ OH
		CH ₂ DOH
		CH ₃ OD
		CHD ₂ OH
		CD ₃ OH
CH ₄ S	Methanethiol	CH ₃ SH
CH ₃ N	Methylamine	CH ₃ NH ₂
CMgN	Magnesium cyanide	MgCN ^a
CMgN	Magnesium isocyanide	²⁴ MgNC ^a
		²⁵ MgNC ^a
		²⁶ MgNC ^a
CN	Cyanide radical	CN
		¹³ CN
		C ¹⁵ N
CN ⁺	Cyanide radical ion	CN ⁺ ^b
CNNa	Sodium cyanide	NaCN ^a
CNSi	Silicon cyanide	SiNC ^a
CNSi	Silicon isocyanide	SiNC ^a
CN ₂	Cyanoimidogen	NCN ^b
CO	Carbon monoxide	CO
		¹³ CO
		C ¹⁷ O
		C ¹⁸ O
CO ⁺	Carbon monoxide ion	¹³ C ¹⁸ O
		CO ⁺
COS	Carbon oxysulfide	CO ⁺
		OCS
		OC ³⁴ S
CO ₂	Carbon dioxide	O ¹³ CS
		¹⁸ OCS
		CO ₂
CO ₂ ⁺	Carbon dioxide ion	CO ₂ ⁺ ^b
CP	Carbon phosphide	CP ^a

Molecular formula	Name	Isotopic species	Molecular formula	Name	Isotopic species
CS	Carbon monosulfide	CS C ³³ S C ³⁴ S C ³⁶ S ¹³ CS ¹³ C ³⁴ S	C ₃ H ₃ N	Acrylonitrile (vinyl cyanide)	CH ₂ CHCN
CSi	Silicon carbide	SiC ^a	C ₃ H ₄	Propyne	CH ₃ CCH CH ₂ C ¹³ CH ¹³ CH ₃ CCH CH ₂ DCCH CH ₃ CCD
C ₂	Dicarbon	C ₂	C ₃ H ₅ O	Propenal	CH ₂ CHCHO
C ₂ H	Ethynyl	C ₂ H ¹³ CCH C ¹³ CH C ₂ D HCCN HCCH CH ₂ CN H ₂ CCO CH ₃ CN ¹³ CH ₃ CN CH ₃ ¹³ CN CH ₃ C ¹⁵ N CH ₂ DCN	C ₃ H ₅ N	Propanenitrile (ethyl cyanide)	CH ₃ CH ₂ CN
C ₂ HN	Cyanomethylene	HCCN	C ₃ H ₆ O	Acetone	(CH ₃) ₂ CO
C ₂ H ₂	Acetylene	HCCH	C ₃ H ₆ O	Propanal	CH ₃ CH ₂ CHO
C ₂ H ₂ N	Cyanomethyl	CH ₂ CN	C ₃ N	Cyanoethynyl	CCCN
C ₂ H ₂ O	Ketene	H ₂ CCO	C ₃ O	1,2-Propadienyldiene, 3-oxo	CCCO
C ₂ H ₃ N	Acetonitrile	CH ₃ CN ¹³ CH ₃ CN CH ₃ ¹³ CN CH ₃ C ¹⁵ N CH ₂ DCN	C ₃ S	1,2-Propadienyldiene, 3-thioxo	CCCS
C ₂ H ₃ N	Isocyanomethane	CH ₃ NC	C ₃ Si	Silicon tricarbon	SiC ₃
C ₂ H ₄	Ethylene	H ₂ CCH ₂	C ₄ H	1,3-Butadiynyl radical	HCCCC H ¹³ CCCC HC ¹³ CCC HCC ¹³ CC HCCC ¹³ C DCCCC HCCCCN
C ₂ H ₄ O	Acetaldehyde	CH ₃ CHO	C ₄ HN	3-Cyano-1,2-propadienyldiene	HCCCCN
C ₂ H ₄ O	Ethylene oxide	<i>c</i> -C ₂ H ₄ O ^c	C ₄ H ₂	Butatrienyldiene	H ₂ CCCC
C ₂ H ₄ O	Ethanol	CH ₂ CHOH	C ₄ H ₂	1,3-Butadiyne	HCCCCH ^a
C ₂ H ₄ O ₂	Methyl formate	CH ₃ OCHO	C ₄ H ₃ N	2-Butynenitrile	CH ₃ CCCN
C ₂ H ₄ O ₂	Acetic acid	CH ₃ COOH	C ₄ H ₃ N	Cyanoallene	CH ₂ CCHCN
C ₂ H ₄ O ₂	Glycolaldehyde	CH ₂ OHCHO	C ₄ Si	Silicon tetracarbide	SiC ₄ ^a
C ₂ H ₆	Ethane	CH ₃ CH ₃ ^b	C ₅	Pentacarbon	C ₅ ^a
C ₂ H ₆ O	<i>trans</i> -Ethanol	<i>t</i> -CH ₃ CH ₂ OH	C ₅ H	2,4-Pentadiynylidyne	HCCCCC
C ₂ H ₆ O	<i>gauche</i> -Ethanol	<i>g</i> -CH ₃ CH ₂ OH	C ₅ HN	2,4-Pentadienenitrile	HCCCCCN H ¹³ CCCCCN HCC ¹³ CCCCN HCC ¹³ CCCN HCCC ¹³ CCN HCCCC ¹³ CN DCCCCCN
C ₂ H ₆ O	Dimethyl ether	CH ₃ OCH ₃	C ₅ H ₄	1,3-Pentadiyne	CH ₃ C ₄ H
C ₂ H ₆ O ₂	Ethylene glycol	HOCH ₂ CH ₂ OH	C ₅ N	1,3-Butadiynylum, 4-cyano	C ₅ N
C ₂ O	Oxoethenyldiene	CCO	C ₆ H	1,3,5-Hexatriynyl	HCCCCCC
C ₂ S	Thioxoethenyldiene	CCS CC ³⁴ S	C ₆ H ₂	1,3,5-Hexatriyne	HCCCCCCC ^b
C ₂ Si	Silicon dicarbide	<i>c</i> -SiC ₂ <i>c</i> - ²⁹ SiC ₂ <i>c</i> - ³⁰ SiC ₂ <i>c</i> -Si ¹³ CC	C ₆ H ₂	1,2,3,4,5-Hexapentaenyldiene	H ₂ CCCCC
C ₃	Tricarbon	C ₃	C ₆ H ₃ N	Methylcyanodiacetylene	CH ₃ C ₄ CN
C ₃ H	Cyclopropenyldiene	<i>c</i> -C ₃ H	C ₆ H ₆	Benzene	C ₆ H ₆
C ₃ H	Propenyldiene	<i>l</i> -C ₃ H	C ₇ H	2,4,6-Heptatrienyldiene	HCCCCCCC
C ₃ HN	Cyanoacetylene	HCCCN H ¹³ CCCN HC ¹³ CCN HCC ¹³ CN HCCC ¹⁵ N DCCCN HCCNC	C ₇ HN	2,4,6-Heptatrienenitrile	HC ₇ N
C ₃ HN	Isocyanoacetylene	HCCNC	C ₈ H	1,3,5,7-Octatetraynyl	HC ₈
C ₃ HN	1,2-Propadienyldiene, 3-imino	HNCCC	C ₉ HN	2,4,6,8-Nonatetraynenitrile	HC ₉ N
C ₃ H ₂	Cyclopropenyldiene	<i>c</i> -C ₃ H ₂ <i>c</i> -H ¹³ CCCH <i>c</i> -HC ¹³ CCH <i>c</i> -C ₃ HD <i>l</i> -H ₂ CCC	C ₁₁ HN	2,4,6,8,10-Undecapentaynenitrile	HC ₁₁ N
C ₃ H ₂	Propadienyldiene	<i>l</i> -H ₂ CCC	ClH	Hydrogen chloride	H ³⁵ Cl H ³⁷ Cl
C ₃ H ₂ N ⁺	Protonated cyanoacetylene	HCCCNH ⁺	ClK	Potassium chloride	K ³⁵ Cl ^a K ³⁷ Cl ^a
C ₃ H ₂ O	2-Propynal	HCCCHO	ClNa	Sodium chloride	Na ³⁵ Cl ^a Na ³⁷ Cl ^a
C ₃ H ₂ O	Cyclopropenone	<i>c</i> -C ₃ H ₂ O	FH	Hydrogen fluoride	HF
			FeO	Iron monoxide	FeO
			HLi	Lithium hydride	⁷ LiH

Molecular formula	Name	Isotopic species	Molecular formula	Name	Isotopic species
HN	Imidogen	HN	H ₄ Si	Silane	SiH ₄ ^a
HNO	Nitrosyl hydride	HNO	NO	Nitric oxide	NO
HN ₂ ⁺	Hydrodinitrogen(1+)	N ₂ H ⁺	NP	Phosphorus nitride	NP
		¹⁵ NNH ⁺	NS	Nitrogen sulfide	NS
		N ¹⁵ NH ⁺			N ¹³⁴ S
		N ₂ D ⁺	NSi	Silicon nitride	SiN
HO	Hydroxyl	OH	N ₂	Nitrogen	N ₂
		¹⁷ OH	N ₂ ⁺	Nitrogen ion	N ₂ ⁺ ^b
		¹⁸ OH	N ₂ O	Nitrous oxide	N ₂ O
HO ⁺	Oxoniumylidene	HO ⁺ ^b	OS	Sulfur monoxide	SO
HS	Mercapto	SH			³⁴ SO
H ₂	Hydrogen	H ₂			³³ SO
H ₂ N	Amidogen	NH ₂			S ¹⁸ O
H ₂ O	Water	H ₂ O	OS ⁺	Sulfur monoxide ion	SO ⁺
		H ₂ ¹⁸ O	OSi	Silicon monoxide	SiO
		HDO			Si ¹⁸ O
H ₂ O ⁺	Oxoniumyl	H ₂ O ⁺ ^b			²⁹ SiO
H ₂ S	Hydrogen sulfide	H ₂ S			³⁰ SiO
		H ₂ ³⁴ S	O ₂ S	Sulfur dioxide	SO ₂
		HDS			³³ SO ₂
		D ₂ S			³⁴ SO ₂
H ₃ ⁺	Trihydrogen ion	H ₃ ⁺			OS ¹⁸ O
		H ₂ D ⁺	SSi	Silicon monosulfide	SiS
		D ₂ H ⁺			Si ³³ S
H ₃ N	Ammonia	NH ₃			Si ³⁴ S
		¹⁵ NH ₃			²⁹ SiS
		NH ₂ D			³⁰ SiS
		NHD ₂			Si ³⁶ S
		ND ₃	S ₂	Disulfur	S ₂ ^b
H ₃ O ⁺	Oxonium hydride	H ₃ O ⁺			

l- before the isotopic species indicates a linear configuration, while *c*- indicates a cyclic molecule.

^a Reported only in circumstellar clouds.

^b Reported only in comets.

STANDARD ITS-90 THERMOCOUPLE TABLES

The Instrument Society of America (ISA) has assigned standard letter designations to a number of thermocouple types having specified emf-temperature relations. These designations and the approximate metal compositions which meet the required relations, as well as the useful temperature ranges, are given below:

Type B	(Pt + 30% Rh) vs. (Pt + 6% Rh)	0 to 1820°C
Type E	(Ni + 10% Cr) vs. (Cu + 43% Ni)	-270 to 1000°C
Type J	Fe vs. (Cu + 43% Ni)	-210 to 1200°C
Type K	(Ni + 10% Cr) vs. (Ni + 2% Al + 2% Mn + 1% Si)	-270 to 1372°C
Type N	(Ni + 14% Cr + 1.5% Si) vs. (Ni + 4.5% Si + 0.1% Mg)	-270 to 1300°C
Type R	(Pt + 13% Rh) vs. Pt	-50 to 1768°C
Type S	(Pt + 10% Rh) vs. Pt	-50 to 1768°C
Type T	Cu vs. (Cu + 43% Ni)	-270 to 400°C

The compositions are given in weight percent, and the positive leg is listed first. It should be emphasized that the standard letter

designations do not imply a precise composition but rather that the specified emf-temperature relation is satisfied.

The first set of tables below lists, for each thermocouple type, the emf as a function of temperature on the International Temperature Scale of 1990 (ITS-90). The coefficients in the equation used to generate the table are also given. The second set of tables gives the inverse relationships, i.e., the coefficients in the polynomial equation which expresses the temperature as a function of thermocouple emf. The accuracy of these equations is also stated.

Further details and tables at closer intervals may be found in Reference 1.

References

1. Burns, G. W., Seroger, M. G., Strouse, G. F., Croarkin, M. C., and Guthrie, W. E., *Temperature-Electromotive Force Reference Functions and Tables for the Letter-Designated Thermocouple Types Based on the ITS-90*, Natl. Inst. Stand. Tech. (U.S.) Monogr. 175, 1993.
2. Schooley, J. E., *Thermometry*, CRC Press, Boca Raton, FL, 1986.

Type B Thermocouples: emf-Temperature (°C) Reference Table and Equations
Thermocouple emf as a Function of Temperature in Degrees Celsius (ITS-90)

°C	emf in Millivolts										
	0	10	20	30	40	50	60	70	80	90	100
0	0.000	-0.002	-0.003	-0.002	-0.000	0.002	0.006	0.011	0.017	0.025	0.033
100	0.033	0.043	0.053	0.065	0.078	0.092	0.107	0.123	0.141	0.159	0.178
200	0.178	0.199	0.220	0.243	0.267	0.291	0.317	0.344	0.372	0.401	0.431
300	0.431	0.462	0.494	0.527	0.561	0.596	0.632	0.669	0.707	0.746	0.787
400	0.787	0.828	0.870	0.913	0.957	1.002	1.048	1.095	1.143	1.192	1.242
500	1.242	1.293	1.344	1.397	1.451	1.505	1.561	1.617	1.675	1.733	1.792
600	1.792	1.852	1.913	1.975	2.037	2.101	2.165	2.230	2.296	2.363	2.431
700	2.431	2.499	2.569	2.639	2.710	2.782	2.854	2.928	3.002	3.078	3.154
800	3.154	3.230	3.308	3.386	3.466	3.546	3.626	3.708	3.790	3.873	3.957
900	3.957	4.041	4.127	4.213	4.299	4.387	4.475	4.564	4.653	4.743	4.834
1000	4.834	4.926	5.018	5.111	5.205	5.299	5.394	5.489	5.585	5.682	5.780
1100	5.780	5.878	5.976	6.075	6.175	6.276	6.377	6.478	6.580	6.683	6.786
1200	6.786	6.890	6.995	7.100	7.205	7.311	7.417	7.524	7.632	7.740	7.848
1300	7.848	7.957	8.066	8.176	8.286	8.397	8.508	8.620	8.731	8.844	8.956
1400	8.956	9.069	9.182	9.296	9.410	9.524	9.639	9.753	9.868	9.984	10.099
1500	10.099	10.215	10.331	10.447	10.563	10.679	10.796	10.913	11.029	11.146	11.263
1600	11.263	11.380	11.497	11.614	11.731	11.848	11.965	12.082	12.199	12.316	12.433
1700	12.433	12.549	12.666	12.782	12.898	13.014	13.130	13.246	13.361	13.476	13.591
1800	13.591	13.706	13.820								

Temperature ranges and coefficients of equations used to compute the above table: The equations are of the form: $E = c_0 + c_1 t + c_2 t^2 + c_3 t^3 + \dots + c_n t^n$, where E is the emf in millivolts, t is the tem-

perature in degrees Celsius (ITS- 90), and $c_0, c_1, c_2, c_3, \dots$ etc. are the coefficients. These coefficients are extracted from Reference 1.

	0 °C to 630.615 °C	630.615 °C to 1820 °C
c_0	= 0.000 000 000 0	-3.893 816 862 1 ...
c_1	= $-2.465\ 081\ 834\ 6 \times 10^{-4}$	$2.857\ 174\ 747\ 0 \times 10^{-2}$
c_2	= $5.904\ 042\ 117\ 1 \times 10^{-6}$	$-8.488\ 510\ 478\ 5 \times 10^{-5}$
c_3	= $-1.325\ 793\ 163\ 6 \times 10^{-9}$	$1.578\ 528\ 016\ 4 \times 10^{-7}$
c_4	= $1.566\ 829\ 190\ 1 \times 10^{-12}$	$-1.683\ 534\ 486\ 4 \times 10^{-10}$
c_5	= $-1.694\ 452\ 924\ 0 \times 10^{-15}$	$1.110\ 979\ 401\ 3 \times 10^{-13}$
c_6	= $6.299\ 034\ 709\ 4 \times 10^{-19}$	$-4.451\ 543\ 103\ 3 \times 10^{-17}$
c_7	=	$9.897\ 564\ 082\ 1 \times 10^{-21}$
c_8	=	$-9.379\ 133\ 028\ 9 \times 10^{-25}$

Type E Thermocouples: emf-Temperature (°C) Reference Table and Equations
 Thermocouple emf as a Function of Temperature in Degrees Celsius (ITS-90)

°C	emf in Millivolts									Reference junctions at 0 °C		
	0	-10	-20	-30	-40	-50	-60	-70	-80	-90	-100	
-200	-8.825	-9.063	-9.274	-9.455	-9.604	-9.718	-9.797	-9.835				
-100	-5.237	-5.681	-6.107	-6.516	-6.907	-7.279	-7.632	-7.963	-8.273	-8.561	-8.825	
0	0.000	-0.582	-1.152	-1.709	-2.255	-2.787	-3.306	-3.811	-4.302	-4.777	-5.237	
°C	0	10	20	30	40	50	60	70	80	90	100	
0	0.000	0.591	1.192	1.801	2.420	3.048	3.685	4.330	4.985	5.648	6.319	
100	6.319	6.998	7.685	8.379	9.081	9.789	10.503	11.224	11.951	12.684	13.421	
200	13.421	14.164	14.912	15.664	16.420	17.181	17.945	18.713	19.484	20.259	21.036	
300	21.036	21.817	22.600	23.386	24.174	24.964	25.757	26.552	27.348	28.146	28.946	
400	28.946	29.747	30.550	31.354	32.159	32.965	33.772	34.579	35.387	36.196	37.005	
500	37.005	37.815	38.624	39.434	40.243	41.053	41.862	42.671	43.479	44.286	45.093	
600	45.093	45.900	46.705	47.509	48.313	49.116	49.917	50.718	51.517	52.315	53.112	
700	53.112	53.908	54.703	55.497	56.289	57.080	57.870	58.659	59.446	60.232	61.017	
800	61.017	61.801	62.583	63.364	64.144	64.922	65.698	66.473	67.246	68.017	68.787	
900	68.787	69.554	70.319	71.082	71.844	72.603	73.360	74.115	74.869	75.621	76.373	
1000	76.373											

Temperature ranges and coefficients of equations used to compute the above table: The equations are of the form: $E = c_0 + c_1 t + c_2 t^2 + c_3 t^3 + \dots + c_n t^n$, where E is the emf in millivolts, t is the tem-

perature in degrees Celsius (ITS- 90), and c_0, c_1, c_2, c_3 , etc. are the coefficients. These coefficients are extracted from Reference 1.

	-270 to 0°C	0°C to 1000°C
c_0	= 0.000 000 000 0 ...	0.000 000 000 0 ...
c_1	= $5.866\ 550\ 870\ 8 \times 10^{-2}$	$5.866\ 550\ 871\ 0 \times 10^{-2}$
c_2	= $4.541\ 097\ 712\ 4 \times 10^{-5}$	$4.503\ 227\ 558\ 2 \times 10^{-5}$
c_3	= $-7.799\ 804\ 868\ 6 \times 10^{-7}$	$2.890\ 840\ 721\ 2 \times 10^{-8}$
c_4	= $-2.580\ 016\ 084\ 3 \times 10^{-8}$	$-3.305\ 689\ 665\ 2 \times 10^{-10}$
c_5	= $-5.945\ 258\ 305\ 7 \times 10^{-10}$	$6.502\ 440\ 327\ 0 \times 10^{-13}$
c_6	= $-9.321\ 405\ 866\ 7 \times 10^{-12}$	$-1.919\ 749\ 550\ 4 \times 10^{-16}$
c_7	= $-1.028\ 760\ 553\ 4 \times 10^{-13}$	$-1.253\ 660\ 049\ 7 \times 10^{-18}$
c_8	= $-8.037\ 012\ 362\ 1 \times 10^{-16}$	$2.148\ 921\ 756\ 9 \times 10^{-21}$
c_9	= $-4.397\ 949\ 739\ 1 \times 10^{-18}$	$-1.438\ 804\ 178\ 2 \times 10^{-24}$
c_{10}	= $-1.641\ 477\ 635\ 5 \times 10^{-20}$	$3.596\ 089\ 948\ 1 \times 10^{-28}$
c_{11}	= $-3.967\ 361\ 951\ 6 \times 10^{-23}$
c_{12}	= $-5.582\ 732\ 872\ 1 \times 10^{-26}$
c_{13}	= $-3.465\ 784\ 201\ 3 \times 10^{-29}$

Type J Thermocouples: emf-Temperature (°C) Reference Table and Equations
 Thermocouple emf as a Function of Temperature in Degrees Celsius (ITS-90)

°C	emf in Millivolts									Reference junctions at 0 °C		
	0	-10	-20	-30	-40	-50	-60	-70	-80	-90	-100	
-200	-7.890	-8.095										
-100	-4.633	-5.037	-5.426	-5.801	-6.159	-6.500	-6.821	-7.123	-7.403	-7.659	-7.890	
0	0.000	-0.501	-0.995	-1.482	-1.961	-2.431	-2.893	-3.344	-3.786	-4.215	-4.633	

°C	emf in Millivolts							Reference junctions at 0 °C				
	0	10	20	30	40	50	60	70	80	90	100	
0	0.000	0.507	1.019	1.537	2.059	2.585	3.116	3.650	4.187	4.726	5.269	
100	5.269	5.814	6.360	6.909	7.459	8.010	8.562	9.115	9.669	10.224	10.779	
200	10.779	11.334	11.889	12.445	13.000	13.555	14.110	14.665	15.219	15.773	16.327	
300	16.327	16.881	17.434	17.986	18.538	19.090	19.642	20.194	20.745	21.297	21.848	
400	21.848	22.400	22.952	23.504	24.057	24.610	25.164	25.720	26.276	26.834	27.393	
500	27.393	27.953	28.516	29.080	29.647	30.216	30.788	31.362	31.939	32.519	33.102	
600	33.102	33.689	34.279	34.873	35.470	36.071	36.675	37.284	37.896	38.512	39.132	
700	39.132	39.755	40.382	41.012	41.645	42.281	42.919	43.559	44.203	44.848	45.494	
800	45.494	46.141	46.786	47.431	48.074	48.715	49.353	49.989	50.622	51.251	51.877	
900	51.877	52.500	53.119	53.735	54.347	54.956	55.561	56.164	56.763	57.360	57.953	
1000	57.953	58.545	59.134	59.721	60.307	60.890	61.473	62.054	62.634	63.214	63.792	
1100	63.792	64.370	64.948	65.525	66.102	66.679	67.255	67.831	68.406	68.980	69.553	
1200	69.553											

Temperature ranges and coefficients of equations used to compute the above table: The equations are of the form: $E = c_0 + c_1 t + c_2 t^2 + c_3 t^3 + \dots + c_n t^n$, where E is the emf in millivolts, t is the tem-

perature in degrees Celsius (ITS-90), and $c_0, c_1, c_2, c_3,$ etc. are the coefficients. These coefficients are extracted from Reference 1.

	-260°C to 760°C	760°C to 1200°C
c_0	= 0.000 000 000 0 ...	2.964 562 568 1 × 10 ²
c_1	= 5.038 118 781 5 × 10 ⁻²	-1.497 612 778 6 ...
c_2	= 3.047 583 693 0 × 10 ⁻⁵	3.178 710 392 4 × 10 ⁻³
c_3	= -8.568 106 572 0 × 10 ⁻⁸	-3.184 768 670 1 × 10 ⁻⁶
c_4	= 1.322 819 529 5 × 10 ⁻¹⁰	1.572 081 900 4 × 10 ⁻⁹
c_5	= -1.705 295 833 7 × 10 ⁻¹³	-3.069 136 905 6 × 10 ⁻¹³
c_6	= 2.094 809 069 7 × 10 ⁻¹⁶
c_7	= -1.253 839 533 6 × 10 ⁻¹⁹
c_8	= 1.563 172 569 7 × 10 ⁻²³

Type K Thermocouples: emf-Temperature (°C) Reference Table and Equations

Thermocouple emf as a Function of Temperature in Degrees Celsius (ITS-90)

°C	emf in Millivolts							Reference junctions at 0 °C				
	0	-10	-20	-30	-40	-50	-60	-70	-80	-90	-100	
-200	-5.891	-6.035	-6.158	-6.262	-6.344	-6.404	-6.441	-6.458	-5.550	-5.730	-5.891	
-100	-3.554	-3.852	-4.138	-4.411	-4.669	-4.913	-5.141	-5.354	-2.920	-3.243	-3.554	
0	0.000	-0.392	-0.778	-1.156	-1.527	-1.889	-2.243	-2.587				
°C	0	10	20	30	40	50	60	70	80	90	100	
0	0.000	0.397	0.798	1.203	1.612	2.023	2.436	2.851	3.267	3.682	4.096	
100	4.096	4.509	4.920	5.328	5.735	6.138	6.540	6.941	7.340	7.739	8.138	
200	8.138	8.539	8.940	9.343	9.747	10.153	10.561	10.971	11.382	11.795	12.209	
300	12.209	12.624	13.040	13.457	13.874	14.293	14.713	15.133	15.554	15.975	16.397	
400	16.397	16.820	17.243	17.667	18.091	18.516	18.941	19.366	19.792	20.218	20.644	
500	20.644	21.071	21.497	21.924	22.350	22.776	23.203	23.629	24.055	24.480	24.905	
600	24.905	25.330	25.755	26.179	26.602	27.025	27.447	27.869	28.289	28.710	29.129	
700	29.129	29.548	29.965	30.382	30.798	31.213	31.628	32.041	32.453	32.865	33.275	
800	33.275	33.685	34.093	34.501	34.908	35.313	35.718	36.121	36.524	36.925	37.326	
900	37.326	37.725	38.124	38.522	38.918	39.314	39.708	40.101	40.494	40.885	41.276	
1000	41.276	41.665	42.053	42.440	42.826	43.211	43.595	43.978	44.359	44.740	45.119	
1100	45.119	45.497	45.873	46.249	46.623	46.995	47.367	47.737	48.105	48.473	48.838	
1200	48.838	49.202	49.565	49.926	50.286	50.644	51.000	51.355	51.708	52.060	52.410	
1300	52.410	52.759	53.106	53.451	53.795	54.138	54.479	54.819				

Temperature ranges and coefficients of equations used to compute the above table: The equations are of the form: $E = c_0 + c_1 t + c_2 t^2 + c_3 t^3 + \dots + c_n t^n$, where E is the emf in millivolts, t is the temperature in degrees Celsius (ITS-90), and $c_0, c_1, c_2, c_3,$ etc. are the coefficients. In the 0°C to 1372°C range there is also an exponen-

tial term that must be evaluated and added to the equation. The exponential term is of the form: $c_0 e^{c_1 (t-126.9686)^2}$, where t is the temperature in °C, e is the natural logarithm base, and c_0 and c_1 are the coefficients. These coefficients are extracted from Reference 1.

	-270°C to 0°C	0°C to 1372°C	0°C to 1372°C (Exponential term)
c_0	= 0.000 000 000 0	-1.760 041 368 6 × 10 ⁻²	1.185 976 × 10 ⁻¹
c_1	= 3.945 012 802 5 × 10 ⁻²	3.892 120 497 5 × 10 ⁻²	-1.183 432 × 10 ⁻⁴
c_2	= 2.362 237 359 8 × 10 ⁻⁵	1.855 877 003 2 × 10 ⁻⁵
c_3	= -3.285 890 678 4 × 10 ⁻⁷	-9.945 759 287 4 × 10 ⁻⁸
c_4	= -4.990 482 877 7 × 10 ⁻⁹	3.184 094 571 9 × 10 ⁻¹⁰
c_5	= -6.750 905 917 3 × 10 ⁻¹¹	-5.607 284 488 9 × 10 ⁻¹³
c_6	= -5.741 032 742 8 × 10 ⁻¹³	5.607 505 905 9 × 10 ⁻¹⁶
c_7	= -3.108 887 289 4 × 10 ⁻¹⁵	-3.202 072 000 3 × 10 ⁻¹⁹
c_8	= -1.045 160 936 5 × 10 ⁻¹⁷	9.715 114 715 2 × 10 ⁻²³
c_9	= -1.988 926 687 8 × 10 ⁻²⁰	-1.210 472 127 5 × 10 ⁻²⁶
c_{10}	= -1.632 269 748 6 × 10 ⁻²³

Type N Thermocouples: emf-Temperature (°C) Reference Table and Equations
 Thermocouple emf as a Function of Temperature in Degrees Celsius (ITS-90)

°C	emf in Millivolts								Reference junctions at 0 °C			
	0	-10	-20	-30	-40	-50	-60	-70	-80	-90	-100	
-200	3.990	-4.083	-4.162	-4.226	-4.277	-4.313	-4.336	-4.345				
-100	-2.407	-2.612	2.808	2.994	3.171	3.336	-3.491	3.634	-3.766	-3.884	-3.990	
0	0.000	-0.260	-0.518	-0.772	-1.023	-1.269	-1.509	1.744	-1.972	-2.193	-2.407	
°C	0	10	20	30	40	50	60	70	80	90	100	
0	0.000	0.261	0.525	0.793	1.065	1.340	1.619	1.902	2.189	2.480	2.774	
100	2.774	3.072	3.374	3.680	3.989	4.302	4.618	4.937	5.259	5.585	5.913	
200	5.913	6.245	6.579	6.916	7.255	7.597	7.941	8.288	8.637	8.988	9.341	
300	9.341	9.696	10.054	10.413	10.774	11.136	11.501	11.867	12.234	12.603	12.974	
400	12.974	13.346	13.719	14.094	14.469	14.846	15.225	15.604	15.984	16.366	16.748	
500	16.748	17.131	17.515	17.900	18.286	18.672	19.059	19.447	19.835	20.224	20.613	
600	20.613	21.003	21.393	21.784	22.175	22.566	22.958	23.350	23.742	24.134	24.527	
700	24.527	24.919	25.312	25.705	26.098	26.491	26.883	27.276	27.669	28.062	28.455	
800	28.455	28.847	29.239	29.632	30.024	30.416	30.807	31.199	31.590	31.981	32.371	
900	32.371	32.761	33.151	33.541	33.930	34.319	34.707	35.095	35.482	35.869	36.256	
1000	36.256	36.641	37.027	37.411	37.795	38.179	38.562	38.944	39.326	39.706	40.087	
1100	40.087	40.466	40.845	41.223	41.600	41.976	42.352	42.727	43.101	43.474	43.846	
1200	43.846	44.218	44.588	44.958	45.326	45.694	46.060	46.425	46.789	47.152	47.513	
1300	47.513											

Temperature ranges and coefficients of equations used to compute the above table: The equations are of the form: $E = c_0 + c_1 t + c_2 t^2 + c_3 t^3 + \dots + c_n t^n$, where E is the emf in millivolts, t is the tem-

perature in degrees Celsius (ITS-90), and c_0, c_1, c_2, c_3 , etc. are the coefficients. These coefficients are extracted from Reference 1.

	-270°C to 0°C	0°C to 1300°C
c_0	= 0.000 000 000 0 ...	0.000 000 000 0...
c_1	= 2.615 910 596 2 × 10 ⁻²	2.592 939 460 1 × 10 ⁻²
c_2	= 1.095 748 422 8 × 10 ⁻⁵	1.571 014 188 0 × 10 ⁻⁵
c_3	= -9.384 111 155 4 × 10 ⁻⁸	4.382 562 723 7 × 10 ⁻⁸
c_4	= -4.641 203 975 9 × 10 ⁻¹¹	-2.526 116 979 4 × 10 ⁻¹⁰
c_5	= -2.630 335 771 6 × 10 ⁻¹²	6.431 181 933 9 × 10 ⁻¹³
c_6	= -2.265 343 800 3 × 10 ⁻¹⁴	-1.006 347 151 9 × 10 ⁻¹⁵
c_7	= -7.608 930 079 1 × 10 ⁻¹⁷	9.974 533 899 2 × 10 ⁻¹⁹
c_8	= -9.341 966 783 5 × 10 ⁻²⁰	-6.086 324 560 7 × 10 ⁻²²
c_9	=	2.084 922 933 9 × 10 ⁻²⁵
c_{10}	=	-3.068 219 615 1 × 10 ⁻²⁹

Type R Thermocouples: emf-Temperature (°C) Reference Table and Equations

Thermocouple emf as a Function of Temperature in Degrees Celsius (ITS-90)

°C	emf in Millivolts										
	0	-10	-20	-30	-40	-50	-60	-70	-80	-90	-100
0	0.000	-0.051	-0.100	-0.145	-0.188	-0.226					
°C	0	10	20	30	40	50	60	70	80	90	100
0	0.000	0.054	0.111	0.171	0.232	0.296	0.363	0.431	0.501	0.573	0.647
100	0.647	0.723	0.800	0.879	0.959	1.041	1.124	1.208	1.294	1.381	1.469
200	1.469	1.558	1.648	1.739	1.831	1.923	2.017	2.112	2.207	2.304	2.401
300	2.401	2.498	2.597	2.696	2.796	2.896	2.997	3.099	3.201	3.304	3.408
400	3.408	3.512	3.616	3.721	3.827	3.933	4.040	4.147	4.255	4.363	4.471
500	4.471	4.580	4.690	4.800	4.910	5.021	5.133	5.245	5.357	5.470	5.583
600	5.583	5.697	5.812	5.926	6.041	6.157	6.273	6.390	6.507	6.625	6.743
700	6.743	6.861	6.980	7.100	7.220	7.340	7.461	7.583	7.705	7.827	7.950
800	7.950	8.073	8.197	8.321	8.446	8.571	8.697	8.823	8.950	9.077	9.205
900	9.205	9.333	9.461	9.590	9.720	9.850	9.980	10.111	10.242	10.374	10.506
1000	10.506	10.638	10.771	10.905	11.039	11.173	11.307	11.442	11.578	11.714	11.850
1100	11.850	11.986	12.123	12.260	12.397	12.535	12.673	12.812	12.950	13.089	13.228
1200	13.228	13.367	13.507	13.646	13.786	13.926	14.066	14.207	14.347	14.488	14.629
1300	14.629	14.770	14.911	15.052	15.193	15.334	15.475	15.616	15.758	15.899	16.040
1400	16.040	16.181	16.323	16.464	16.605	16.746	16.887	17.028	17.169	17.310	17.451
1500	17.451	17.591	17.732	17.872	18.012	18.152	18.292	18.431	18.571	18.710	18.849
1600	18.849	18.988	19.126	19.264	19.402	19.540	19.677	19.814	19.951	20.087	20.222
1700	20.222	20.356	20.488	20.620	20.749	20.877	21.003				

Temperature ranges and coefficients of equations used to compute the above table: The equations are of the form: $E = c_0 + c_1 t + c_2 t^2 + c_3 t^3 + \dots + c_n t^n$, where E is the emf in millivolts, t is the temperature in degrees Celsius (ITS-90), and $c_0, c_1, c_2, c_3, \dots$ etc. are the coefficients. These coefficients are extracted from Reference 1.

	-50°C to 1064.18°C	1064.18°C to 1664.5°C	1664.5°C to 1768.1°C
c_0	= 0.000 000 000 00 ...	2.951 579 253 16 ...	1.522 321 182 09 × 10 ²
c_1	= 5.289 617 297 65 × 10 ⁻³	-2.520 612 513 32 × 10 ⁻³	-2.688 198 885 45 × 10 ⁻¹
c_2	= 1.391 665 897 82 × 10 ⁻⁵	1.595 645 018 65 × 10 ⁻⁵	1.712 802 804 71 × 10 ⁻⁴
c_3	= -2.388 556 930 17 × 10 ⁻⁸	-7.640 859 475 76 × 10 ⁻⁹	-3.458 957 064 53 × 10 ⁻⁸
c_4	= 3.569 160 010 63 × 10 ⁻¹¹	2.053 052 910 24 × 10 ⁻¹²	-9.346 339 710 46 × 10 ⁻¹⁵
c_5	= -4.623 476 662 98 × 10 ⁻¹⁴	-2.933 596 681 73 × 10 ⁻¹⁶
c_6	= 5.007 774 410 34 × 10 ⁻¹⁷
c_7	= -3.731 058 861 91 × 10 ⁻²⁰
c_8	= 1.577 164 823 67 × 10 ⁻²³
c_9	= -2.810 386 252 51 × 10 ⁻²⁷

Type S Thermocouples: emf-Temperature (°C) Reference Table and Equations.

Thermocouple emf as a Function of Temperature in Degrees Celsius (ITS-90)

°C	emf in Millivolts										
	0	-10	-20	-30	-40	-50	-60	-70	-80	-90	-100
0	0.000	-0.053	-0.103	-0.150	-0.194	-0.236					
°C	0	10	20	30	40	50	60	70	80	90	100
0	0.000	0.055	0.113	0.173	0.235	0.299	0.365	0.433	0.502	0.573	0.646
100	0.646	0.720	0.795	0.872	0.950	1.029	1.110	1.191	1.273	1.357	1.441
200	1.441	1.526	1.612	1.698	1.786	1.874	1.962	2.052	2.141	2.232	2.323
300	2.323	2.415	2.507	2.599	2.692	2.786	2.880	2.974	3.069	3.164	3.259
400	3.259	3.355	3.451	3.548	3.645	3.742	3.840	3.938	4.036	4.134	4.233
500	4.233	4.332	4.432	4.532	4.632	4.732	4.833	4.934	5.035	5.137	5.239
600	5.239	5.341	5.443	5.546	5.649	5.753	5.857	5.961	6.065	6.170	6.275
700	6.275	6.381	6.486	6.593	6.699	6.806	6.913	7.020	7.128	7.236	7.345
800	7.345	7.454	7.563	7.673	7.783	7.893	8.003	8.114	8.226	8.337	8.449
900	8.449	8.562	8.674	8.787	8.900	9.014	9.128	9.242	9.357	9.472	9.587
1000	9.587	9.703	9.819	9.935	10.051	10.168	10.285	10.403	10.520	10.638	10.757
1100	10.757	10.875	10.994	11.113	11.232	11.351	11.471	11.590	11.710	11.830	11.951
1200	11.951	12.071	12.191	12.312	12.433	12.554	12.675	12.796	12.917	13.038	13.159

Type S Thermocouples: emf-Temperature (°C) Reference Table and Equations.

Thermocouple emf as a Function of Temperature in Degrees Celsius (ITS-90)

°C	emf in Millivolts										
	0	-10	-20	-30	-40	-50	-60	-70	-80	-90	-100
1300	13.159	13.280	13.402	13.523	13.644	13.766	13.887	14.009	14.130	14.251	14.373
1400	14.373	14.494	14.615	14.736	14.857	14.978	15.099	15.220	15.341	15.461	15.582
1500	15.582	15.702	15.822	15.942	16.062	16.182	16.301	16.420	16.539	16.658	16.777
1600	16.777	16.895	17.013	17.131	17.249	17.366	17.483	17.600	17.717	17.832	17.947
1700	17.947	18.061	18.174	18.285	18.395	18.503	18.609				

Temperature ranges and coefficients of equations used to compute the above table: The equations are of the form: $E = c_0 + c_1 t + c_2 t^2 + c_3 t^3 + \dots + c_n t^n$, where E is the emf in millivolts, t is the temperature in degrees Celsius (ITS-90), and $c_0, c_1, c_2, c_3,$ etc. are the coefficients. These coefficients are extracted from Reference 1.

	-50°C to 1064.18°C	1064.18°C to 1664.5°C	1664.5°C to 1768.1°C
c_0	= 0.000 000 000 00 ...	1.329 004 440 85 ...	1.466 282 326 36 × 10 ²
c_1	= 5.403 133 086 31 × 10 ⁻³	3.345 093 113 44 × 10 ⁻³	-2.584 305 167 52 × 10 ⁻¹
c_2	= 1.259 342 897 40 × 10 ⁻⁵	6.548 051 928 18 × 10 ⁻⁶	1.636 935 746 41 × 10 ⁻⁴
c_3	= -2.324 779 686 89 × 10 ⁻⁸	-1.648 562 592 09 × 10 ⁻⁹	-3.304 390 469 87 × 10 ⁻⁸
c_4	= 3.220 288 230 36 × 10 ⁻¹¹	1.299 896 051 74 × 10 ⁻¹⁴	-9.432 236 906 12 × 10 ⁻¹⁵
c_5	= -3.314 651 963 89 × 10 ⁻¹⁴
c_6	= 2.557 442 517 86 × 10 ⁻¹⁷
c_7	= -1.250 688 713 93 × 10 ⁻²⁰
c_8	= 2.714 431 761 45 × 10 ⁻²⁴

Type T Thermocouples: emf-Temperature (°C) Reference Table and Equations.

Thermocouple emf as a Function of Temperature in Degrees Celsius (ITS-90)

°C	emf in Millivolts										
	0	-10	-20	-30	-40	-50	-60	-70	-80	-90	-100
-200	-5.603	-5.753	-5.888	-6.007	-6.105	-6.180	-6.232	-6.258			
-100	-3.379	-3.657	-3.923	-4.177	-4.419	-4.648	-4.865	-5.070	-5.261	-5.439	-5.603
0	0.000	-0.383	-0.757	-1.121	-1.475	-1.819	-2.153	-2.476	-2.788	-3.089	-3.379
°C	0	10	20	30	40	50	60	70	80	90	100
0	0.000	0.391	0.790	1.196	1.612	2.036	2.468	2.909	3.358	3.814	4.279
100	4.279	4.750	5.228	5.714	6.206	6.704	7.209	7.720	8.237	8.759	9.288
200	9.288	9.822	10.362	10.907	11.458	12.013	12.574	13.139	13.709	14.283	14.862
300	14.862	15.445	16.032	16.624	17.219	17.819	18.422	19.030	19.641	20.255	20.872
400	20.872										

Temperature ranges and coefficients of equations used to compute the above table: The equations are of the form: $E = c_0 + c_1 t + c_2 t^2 + c_3 t^3 + \dots + c_n t^n$, where E is the emf in millivolts, t is the temperature in degrees Celsius (ITS-90), and $c_0, c_1, c_2, c_3,$ etc. are the coefficients. These coefficients are extracted from Reference 1.

	270 °C to 0 °C	0 °C to 400 °C
c_0	= 0.000 000 000 0 ...	0.000 000 000 0 ...
c_1	= 3.874 810 636 4 × 10 ⁻²	3.874 810 636 4 × 10 ⁻²
c_2	= 4.419 443 434 7 × 10 ⁻⁵	3.329 222 788 0 × 10 ⁻⁵
c_3	= 1.184 432 310 5 × 10 ⁻⁷	2.061 824 340 4 × 10 ⁻⁷
c_4	= 2.003 297 355 4 × 10 ⁻⁸	-2.188 225 684 6 × 10 ⁻⁹
c_5	= 9.013 801 955 9 × 10 ⁻¹⁰	1.099 688 092 8 × 10 ⁻¹¹
c_6	= 2.265 115 659 3 × 10 ⁻¹¹	-3.081 575 877 2 × 10 ⁻¹⁴
c_7	= 3.607 115 420 5 × 10 ⁻¹³	4.547 913 529 0 × 10 ⁻¹⁷
c_8	= 3.849 393 988 3 × 10 ⁻¹⁵	-2.751 290 167 3 × 10 ⁻²⁰
c_9	= 2.821 352 192 5 × 10 ⁻¹⁷
c_{10}	= 1.425 159 477 9 × 10 ⁻¹⁹
c_{11}	= 4.876 866 228 6 × 10 ⁻²²
c_{12}	= 1.079 553 927 0 × 10 ⁻²⁴
c_{13}	= 1.394 502 706 2 × 10 ⁻²⁷
c_{14}	= 7.979 515 392 7 × 10 ⁻³¹

Type B Thermocouples: Coefficients (c_i) of Polynomials for the Computation of Temperatures in °C as a Function of the Thermocouple emf in Various Temperature and emf Ranges

Temperature range:	250 °C to 700 °C	700 °C to 1820 °C
emf range:	0.291 mV to 2.431 mV	2.431 mV to 13.820 mV
$c_0 =$	$9.842\ 332\ 1 \times 10^1$	$2.131\ 507\ 1 \times 10^2$
$c_1 =$	$6.997\ 150\ 0 \times 10^2$	$2.851\ 050\ 4 \times 10^2$
$c_2 =$	$-8.476\ 530\ 4 \times 10^2$	$-5.274\ 288\ 7 \times 10^1$
$c_3 =$	$1.005\ 264\ 4 \times 10^3$	$9.916\ 080\ 4 \dots$
$c_4 =$	$-8.334\ 595\ 2 \times 10^2$	$-1.296\ 530\ 3 \dots$
$c_5 =$	$4.550\ 854\ 2 \times 10^2$	$1.119\ 587\ 0 \times 10^{-1}$
$c_6 =$	$-1.552\ 303\ 7 \times 10^2$	$-6.062\ 519\ 9 \times 10^{-3}$
$c_7 =$	$2.988\ 675\ 0 \times 10^1$	$1.866\ 169\ 6 \times 10^{-4}$
$c_8 =$	$-2.474\ 286\ 0 \dots$	$-2.487\ 858\ 5 \times 10^{-6}$

NOTE— The above coefficients are extracted from Reference 1 and are for an expression of the form shown in Section 10.3.2. They yield approximate values of temperature that agree within ± 0.03 °C with the values given in Table 10.2.

Type E Thermocouples: Coefficients (c_i) of Polynomials for the Computation of Temperatures in °C as a Function of the Thermocouple emf in Various Temperature and emf Ranges

Temperature range:	-200 °C TO 0 °C	0 °C to 1000 °C
emf range:	-8.825 mV to 0.0 mV	0.0 mV to 76.373 mV
$c_0 =$	$0.000\ 000\ 0 \dots$	$0.000\ 000\ 0 \dots$
$c_1 =$	$1.697\ 728\ 8 \times 10^1$	$1.705\ 703\ 5 \times 10^1$
$c_2 =$	$-4.351\ 497\ 0 \times 10^{-1}$	$-2.330\ 175\ 9 \times 10^{-1}$
$c_3 =$	$-1.585\ 969\ 7 \times 10^{-1}$	$6.543\ 558\ 5 \times 10^{-3}$
$c_4 =$	$-9.250\ 287\ 1 \times 10^{-2}$	$-7.356\ 274\ 9 \times 10^{-5}$
$c_5 =$	$-2.608\ 431\ 4 \times 10^{-2}$	$-1.789\ 600 \times 10^{-6}$
$c_6 =$	$-4.136\ 019\ 9 \times 10^{-3}$	$8.403\ 616\ 5 \times 10^{-8}$
$c_7 =$	$-3.403\ 403\ 0 \times 10^{-4}$	$-1.373\ 587\ 9 \times 10^{-9}$
$c_8 =$	$-1.156\ 489\ 0 \times 10^{-5}$	$1.062\ 982\ 3 \times 10^{-11}$
$c_9 =$	$\dots\dots$	$-3.244\ 708\ 7 \times 10^{-14}$

NOTE— The above coefficients are extracted from Reference 1 and are for an expression of the form shown in Section 10.3.2. They yield approximate values of temperature that agree within ± 0.02 °C with the values given in Table 10.4

Type J Thermocouples: Coefficients (c_i) of Polynomials for the Computation of Temperatures in °C as a Function of the Thermocouple emf in Various Temperature and emf Ranges

Temperature range:	-210 °C to 0 °C	0 °C to 760 °C	760 °C to 1200 °C
emf Range:	-8.095 mV to 0.0 mV	0.0 mV to 42.919 mV	42.919 mV to 69.553 mV
$c_0 =$	$0.000\ 000\ 0\dots$	$0.000\ 000 \dots$	$-3.113\ 581\ 87 \times 10^3$
$c_1 =$	$1.952\ 826\ 8 \times 10^1$	$1.978\ 425 \times 10^1$	$3.005\ 436\ 84 \times 10^2$
$c_2 =$	$-1.228\ 618\ 5 \dots$	$-2.001\ 204 \times 10^{-1}$	$-9.947\ 732\ 30 \dots$
$c_3 =$	$-1.075\ 217\ 8 \dots$	$1.036\ 969 \times 10^{-2}$	$1.702\ 766\ 30 \times 10^{-1}$
$c_4 =$	$-5.908\ 693\ 3 \times 10^{-1}$	$-2.549\ 687 \times 10^{-4}$	$1.430\ 334\ 68 \times 10^{-3}$
$c_5 =$	$-1.725\ 671\ 3 \times 10^{-1}$	$3.585\ 153 \times 10^{-6}$	$4.438\ 860\ 84 \times 10^{-6}$
$c_6 =$	$-2.813\ 151\ 3 \times 10^{-2}$	$-5.344\ 285 \times 10^{-8}$	$\dots\dots$
$c_7 =$	$-2.396\ 337\ 0 \times 10^{-3}$	$5.099\ 890 \times 10^{-10}$	$\dots\dots$
$c_8 =$	$-8.382\ 332\ 1 \times 10^{-5}$	$\dots\dots$	$\dots\dots$

NOTE— The above coefficients are extracted from Reference 1 and are for an expression of the form shown in Section 10.3.2. They yield approximate values of temperature that agree within ± 0.5 °C with the values given in Table 10.6.

Type K Thermocouples: Coefficients (c_i) of Polynomials for the Computation of Temperatures in °C as a Function of the Thermocouple emf in Various Temperature and emf Ranges

Temperature range:	-200 °C to 0 °C	0 °C to 500 °C	500 °C to 1372 °C
emf Range:	-5.891 mV to 0.0 mV	0.0 mV to 20.644 mV	20.644 mV to 54.886 mV
$c_0 =$	0.000 000 0 ...	0.000 000 ...	$-1.318\ 058 \times 10^2$
$c_1 =$	$2.517\ 346\ 2 \times 10^1$	$2.508\ 355 \times 10^1$	$4.830\ 222 \times 10^1$
$c_2 =$	$-1.166\ 287\ 8 ...$	$7.860\ 106 \times 10^{-2}$	$-1.646\ 031 ...$
$c_3 =$	$-1.083\ 363\ 8 ...$	$-2.503\ 131 \times 10^{-1}$	$5.464\ 731 \times 10^{-2}$
$c_4 =$	$-8.977\ 354\ 0 \times 10^{-1}$	$8.315\ 270 \times 10^{-2}$	$-9.650\ 715 \times 10^{-4}$
$c_5 =$	$-3.734\ 237\ 7 \times 10^{-1}$	$-1.228\ 034 \times 10^{-2}$	$8.802\ 193 \times 10^{-6}$
$c_6 =$	$-8.663\ 264\ 3 \times 10^{-2}$	$9.804\ 036 \times 10^{-4}$	$3.110\ 810 \times 10^{-8}$
$c_7 =$	$-1.045\ 059\ 8 \times 10^{-2}$	$-4.413\ 030 \times 10^{-5}$
$c_8 =$	$-5.192\ 057\ 7 \times 10^{-4}$	$1.057\ 734 \times 10^{-6}$
$c_9 =$	$-1.052\ 755 \times 10^{-8}$

NOTE—The above coefficients are extracted from Reference 1 and are for an expression of the form shown in Section 10.3.2. They yield approximate values of temperature that agree within ± 0.05 °C with the values given in Table 10.8.

Type N Thermocouples: Coefficients (c_i) of Polynomials for the Computation of Temperatures in °C as a Function of the Thermocouple emf in Various Temperature and emf Ranges

Temperature range:	-200 °C to 0 °C	0 °C to 600 °C	600 °C to 1300 °C
emf Range:	-3.990 mV to 0.0 mV	0.0 mV to 20.613 mV	20.613 mV to 47.513 mV
$c_0 =$	0.000 000 0 ...	0.000 00 ...	$1.972\ 485 \times 10^1$
$c_1 =$	$3.843\ 684\ 7 \times 10^1$	$3.868\ 96 \times 10^1$	$3.300\ 943 \times 10^1$
$c_2 =$	$1.101\ 048\ 5 ...$	$-1.082\ 67 ...$	$-3.915\ 159 \times 10^{-1}$
$c_3 =$	$5.222\ 931\ 2 ...$	$4.702\ 05 \times 10^{-2}$	$9.855\ 391 \times 10^{-3}$
$c_4 =$	$7.206\ 052\ 5 ...$	$-2.121\ 69 \times 10^{-6}$	$-1.274\ 371 \times 10^{-4}$
$c_5 =$	$5.848\ 858\ 6 ...$	$-1.172\ 72 \times 10^{-4}$	$7.767\ 022 \times 10^{-7}$
$c_6 =$	$2.775\ 491\ 6 ...$	$5.392\ 80 \times 10^{-6}$
$c_7 =$	$7.707\ 516\ 6 \times 10^{-1}$	$-7.981\ 56 \times 10^{-8}$
$c_8 =$	$1.158\ 266\ 5 \times 10^{-1}$
$c_9 =$	$7.313\ 886\ 8 \times 10^{-3}$

NOTE—The above coefficients are extracted from Reference 1 and are for an expression of the form shown in Section 10.3.2. They yield approximate values of temperature that agree within ± 0.04 °C with the values given in Table 10.10.

Type R Thermocouples: Coefficients (c_i) of Polynomials for the Computation of Temperatures in °C as a Function of the Thermocouple emf in Various Temperature and emf Ranges

Temperature range:	-50 °C to 250 °C	250 °C to 1200 °C	1064 °C to 1664.5 °C	1664.5 °C to 1768.1 °C
emf Range:	-0.226 mV to 1.923 mV	1.923 mV to 13.228 mV	11.361 mV to 19.739 mV	19.739 mV to 21.103 mV
$c_0 =$	0.000 000 0 ...	$1.334\ 584\ 505 \times 10^1$	$-8.199\ 599\ 416 \times 10^1$	$3.406\ 177\ 836 \times 10^4$
$c_1 =$	$1.889\ 138\ 0 \times 10^3$	$1.472\ 644\ 573 \times 10^2$	$1.553\ 962\ 042 \times 10^2$	$-7.023\ 729\ 171 \times 10^3$
$c_2 =$	$-9.383\ 529\ 0 \times 10^1$	$-1.844\ 024\ 844 \times 10^1$	$-8.342\ 197\ 663$	$5.582\ 903\ 813 \times 10^2$
$c_3 =$	$1.306\ 861\ 9 \times 10^2$	$4.031\ 129\ 726 ...$	$4.279\ 433\ 549 \times 10^{-1}$	$-1.952\ 394\ 635 \times 10^1$
$c_4 =$	$-2.270\ 358\ 0 \times 10^2$	$-6.249\ 428\ 360 \times 10^{-1}$	$-1.191\ 577\ 910 \times 10^{-2}$	$2.560\ 740\ 231 \times 10^{-1}$
$c_5 =$	$3.514\ 565\ 9 \times 10^2$	$6.468\ 412\ 046 \times 10^{-2}$	$1.492\ 290\ 091 \times 10^{-4}$
$c_6 =$	$-3.895\ 390\ 0 \times 10^2$	$-4.458\ 750\ 426 \times 10^{-3}$
$c_7 =$	$2.823\ 947\ 1 \times 10^3$	$1.994\ 710\ 149 \times 10^{-4}$
$c_8 =$	$-1.260\ 728\ 1 \times 10^3$	$-5.313\ 401\ 790 \times 10^{-6}$
$c_9 =$	$3.135\ 361\ 1 \times 10^1$	$6.481\ 976\ 217 \times 10^{-8}$
$c_{10} =$	$-3.318\ 776\ 9 ...$

NOTE—The above coefficients are extracted from Reference 1 and are for an expression of the form shown in Section 10.3.2. They yield approximate values of temperature that agree within ± 0.02 °C with the values given in Table 10.12.

Type S Thermocouples: Coefficients (c_i) of Polynomials for the Computation of Temperatures in °C as a Function of the Thermocouple emf in Various Temperature and emf Ranges

Temperature range:	-50 °C to 250 °C	250 °C to 1200 °C	1064 °C to 1664.5 °C	1664.5 °C to 1768.1 °C
emf Range:	-0.235 mV to 1.874 mV	1.874 mV to 11.950 mV	10.332 mV to 17.536 mV	17.536 mV to 18.693 mV
$c_0 =$	0.000 000 00 . . .	$1.291\ 507\ 177 \times 10^1$	$-8.087\ 801\ 117 \times 10^1$	$5.333\ 875\ 126 \times 10^4$
$c_1 =$	$1.849\ 494\ 60 \times 10^2$	$1.466\ 298\ 863 \times 10^2$	$1.621\ 573\ 104 \times 10^2$	$-1.235\ 892\ 298 \times 10^4$
$c_2 =$	$-8.005\ 040\ 62 \times 10^1$	$-1.534\ 713\ 402 \times 10^1$	$-8.536\ 869\ 453 . . .$	$1.092\ 657\ 613 \times 10^3$
$c_3 =$	$1.022\ 374\ 30 \times 10^2$	$3.145\ 945\ 973 . . .$	$4.719\ 686\ 976 \times 10^{-1}$	$-4.265\ 693\ 686 \times 10^1$
$c_4 =$	$-1.522\ 485\ 92 \times 10^2$	$-4.163\ 257\ 839 \times 10^{-1}$	$-1.441\ 693\ 666 \times 10^{-2}$	$6.247\ 205\ 420 \times 10^{-1}$
$c_5 =$	$1.888\ 213\ 43 \times 10^2$	$3.187\ 963\ 771 \times 10^{-2}$	$2.081\ 618\ 890 \times 10^{-4}$
$c_6 =$	$-1.590\ 859\ 41 \times 10^2$	$-1.291\ 637\ 500 \times 10^{-3}$
$c_7 =$	$8.230\ 278\ 80 \times 10^1$	$2.183\ 475\ 087 \times 10^{-5}$
$c_8 =$	$-2.341\ 819\ 44 \times 10^1$	$-1.447\ 379\ 511 \times 10^{-7}$
$c_9 =$	$2.797\ 862\ 60 . . .$	$8.211\ 272\ 125 \times 10^{-9}$

NOTE—The above coefficients are extracted from Reference 1 and are for an expression of the form shown in Section 10.3.2. They yield approximate values of temperature that agree within ± 0.02 °C with the values given in Table 10.14.

Type T Thermocouples: Coefficients (c_i) of Polynomials for the Computation of temperatures in °C as a Function of the Thermocouple emf in Various Temperature and emf Ranges

Temperature range:	-200 °C to 0 °C	0 °C to 400 °C
emf Range:	-5.603 mV to 0.0 mV	0.0 mV to 20.872 mV
$c_0 =$	0.000 000 0 . . .	0.000 000 . . .
$c_1 =$	$2.594\ 919\ 2 \times 10^1$	$2.592\ 800 \times 10^1$
$c_2 =$	$-2.131\ 696\ 7 \times 10^{-1}$	$-7.602\ 961 \times 10^{-1}$
$c_3 =$	$7.901\ 869\ 2 \times 10^{-1}$	$4.637\ 791 \times 10^{-2}$
$c_4 =$	$4.252\ 777\ 7 \times 10^{-1}$	$-2.165\ 394 \times 10^{-3}$
$c_5 =$	$1.330\ 447\ 3 \times 10^{-1}$	$6.048\ 144 \times 10^{-5}$
$c_6 =$	$2.024\ 144\ 6 \times 10^{-2}$	$-7.293\ 422 \times 10^{-7}$
$c_7 =$	$1.266\ 817\ 1 \times 10^{-3}$

NOTE—The above coefficients are extracted from Reference 1 and are for an expression of the form shown in Section 10.3.2. They yield approximate values of temperature that agree within ± 0.04 °C with the values given in Table 10.16.

LABORATORY SOLVENTS AND OTHER LIQUID REAGENTS

This table summarizes the properties of 575 liquids that are commonly used in the laboratory as solvents or chemical reagents.

The properties tabulated are:

M_r : Molecular weight
 t_m : Melting point in °C
 t_b : Normal boiling point in °C
 ρ : Density in g/mL at the temperature in °C indicated by the superscript
 η : Viscosity in mPa s (1 mPa s = 1 centipoise)
 ϵ : Dielectric constant at ambient temperature (15 to 30°C)
 μ : Dipole moment in D
 c_p : Specific heat capacity of the liquid at constant pressure at 25°C in J/g K
 vp : Vapor pressure at 25°C in kPa (1 kPa = 7.50 mmHg)
 FP : Flash point in °C
 $Fl.Lim$: Flammable (explosive) limit in air in percent by volume
 IT : Autoignition temperature in °C
 TLV : Threshold limit for allowable airborne concentration in parts per million by volume at 25°C and atmospheric pressure

Data on the temperature dependence of viscosity, dielectric constant, and vapor pressure can be found in the pertinent tables in this *Handbook*.

References

1. Lide, D. R., *Handbook of Organic Solvents*, CRC Press, Boca Raton, FL, 1994.
2. Lide, D. R., and Kehiaian, H. V., *Handbook of Thermophysical and Thermochemical Data*, CRC Press, Boca Raton, FL, 1994.
3. Riddick, J. A., Bunger, W. B., and Sakano, T. K., *Organic Solvents, Fourth Edition*, John Wiley & Sons, New York, 1986.
4. *Fire Protection Guide to Hazardous Materials, 11th Edition*, National Fire Protection Association, Quincy, MA, 1994.
5. Urben, P. G., Ed., *Bretherick's Handbook of Reactive Chemical Hazards, 5th Edition*, Butterworth-Heinemann, Oxford, 1995.
6. *2004 TLVs and BETs*, American Conference of Governmental Industrial Hygienists, 1330 Kemper Meadow Drive, Cincinnati, OH 45240-1634, 2004.

Name	Mol. form.	M_r	$t_m/^\circ\text{C}$	$t_b/^\circ\text{C}$	$\rho/\text{g mL}^{-1}$	$\eta/\text{mPa s}$	ϵ	μ/D	$c_p/\text{J g}^{-1}\text{K}^{-1}$	vp/kPa	FP/ °C	Fl. lim.	IT/°C	TLV/ppm
Acetaldehyde	C ₂ H ₄ O	44.052	-123.37	20.1	0.7834 ¹⁸		21.0	2.750	2.020	120	-39	4-60%	175	25
Acetic acid	C ₂ H ₄ O ₂	60.052	16.64	117.9	1.0446 ²⁵	1.056	6.20	1.70	2.053	2.07	39	4-20%	463	10
Acetic anhydride	C ₄ H ₆ O ₃	102.089	-74.1	139.5	1.082 ²⁰	0.843	22.45	≈ 2.8	1.648	0.680	49	2.7-10.3%	316	5
Acetone	C ₃ H ₆ O	58.079	-94.7	56.05	0.7845 ²⁵	0.306	21.01	2.88	2.175	30.8	-20	3-13%	465	500
Acetone cyanohydrin	C ₄ H ₇ NO	85.105	-19	95	0.932 ¹⁹						74	2.2-12%	688	4.6
Acetonitrile	C ₂ H ₃ N	41.052	-43.82	81.65	0.7857 ²⁰	0.369	36.64	3.92	2.229	11.9	6	3-16%	524	20
Acetophenone	C ₈ H ₈ O	120.149	20.5	202	1.0281 ²⁰	1.681	17.44	3.02	1.703	0.049	77		570	10
Acetyl bromide	C ₂ H ₃ BrO	122.948	-96	76	1.6625 ¹⁶						16.2			
Acetyl chloride	C ₂ H ₃ ClO	78.497	-112.8	50.7	1.1051 ²⁰	0.368	15.8	2.72	1.491	38.4	4		390	
Acrolein	C ₃ H ₄ O	56.063	-87.7	52.6	0.840 ²⁰			3.1		36.2	-26	2.8-31%	220	0.1
Acrylic acid	C ₃ H ₄ O ₂	72.063	12.5	141	1.0511 ²⁰				2.022	0.53	50	2.4-8%	438	2
Acrylonitrile	C ₃ H _{3.5} N	53.063	-83.48	77.3	0.8007 ²⁵		33.0	3.87	2.05	14.1	0	3-17%	481	2
Allyl alcohol	C ₃ H ₆ O	58.079	-129	97.0	0.8540 ²⁰	1.218	19.7	1.60	2.392	3.14	21	3-18%	378	0.5
Allylamine	C ₃ H ₇ N	57.095	-88.2	53.3	0.758 ²⁰			1.2		33.1	-29	2-22%	374	
2-Amino-2-methyl-1-propanol	C ₄ H ₁₁ NO	89.136	25.5	165.5	0.934 ²⁰						67			
3-Amino-1-propanol	C ₃ H ₇ NO	75.109	12.4	187.5	0.9824 ²⁶						80			
Aniline	C ₆ H ₇ N	93.127	-6.02	184.17	1.0217 ²⁰	3.85	7.06	1.13	2.061	0.090	70	1.3-11%	615	2
Anisole	C ₇ H ₈ O	108.138	-37.13	153.7	0.9940 ²⁰	1.056	4.30	1.38	1.840	0.472	52		475	
Antimony(V) chloride	Cl ₅ Sb	299.024	4	140 dec	2.34		3.222							
Antimony(V) fluoride	F ₅ Sb	216.752	8.3	141	3.10									
Arsenic(III) chloride	AsCl ₃	181.280	-16	130	2.150			1.59		5.38				
Benzaldehyde	C ₇ H ₆ O	106.122	-57.1	178.8	1.0401 ²⁵		17.85	3.0	1.621	0.169	63		192	
Benzene	C ₆ H ₆	78.112	5.49	80.09	0.8765 ²⁰	0.604	2.2825	0	1.741	12.7	-11	1-8%	498	0.5
Benzeneacetonitrile	C ₈ H ₇ N	117.149	-23.8	233.5	1.0205 ¹⁵		17.87	3.5		0.012	113			
Benzeneethanamine	C ₈ H ₁₁ N	121.180	<0	195	0.9640 ²⁵									
Benzeneethanol	C ₈ H ₁₀ O	122.164	-27	218.2	1.0202 ²⁰		12.31		2.068	0.01	96			
Benzenemethanethiol	C ₇ H ₈ S	124.204	-30	194.5	1.058 ²⁰		4.705							
Benzenesulfonyl chloride	C ₆ H ₄ ClO ₂ S	176.621	14.5	251 dec	1.3470 ¹⁵		28.90			0.008				
Benzenethiol	C ₆ H ₆ S	110.177	-14.93	169.1	1.0775 ²⁰		4.26	1.23	1.572	0.26				0.1
Benzonitrile	C ₇ H ₅ N	103.122	-13.99	191.1	1.0093 ¹⁵	1.267	25.9	4.18	1.602	0.11				
Benzoyl chloride	C ₇ H ₅ ClO	140.567	-0.4	197.2	1.2120 ²⁰		23.0			0.084	72			0.5
Benzyl acetate	C ₉ H ₁₀ O ₂	150.174	-51.3	213	1.0550 ²⁰		5.34	1.22	0.989	0.022	90		460	10
Benzyl alcohol	C ₇ H ₈ O	108.138	-15.4	205.31	1.0419 ²⁴	5.47	11.916	1.71	2.015	0.015	93		436	
Benzylamine	C ₇ H ₉ N	107.153		185	0.9813 ²⁰	1.624	5.18			0.096				
2,2'-Bioxirane	C ₄ H ₆ O ₂	86.090	2.0	144	1.113 ²⁰									

Name	Mol. form.	M_r	$t_m/^\circ\text{C}$	$t_b/^\circ\text{C}$	$\rho/\text{g mL}^{-1}$	$\eta/\text{mPa s}$	ϵ	μ/D	$c_p/\text{J g}^{-1}\text{K}^{-1}$	v_p/kPa	FP/ $^\circ\text{C}$	Fl. lim.	IT/ $^\circ\text{C}$	TLV/ppm
Bis(2-aminoethyl)amine	$\text{C}_4\text{H}_{12}\text{N}_4$	103.166	-39	207	0.9569 ²⁰		12.62	1.9	2.462	0.03	98	2-7%	358	1
<i>N,N'</i> -Bis(2-aminoethyl)-1,2-ethanediamine	$\text{C}_6\text{H}_{16}\text{N}_4$	146.234	12	266.5			10.76							
Bis(2-chloroethyl) ether	$\text{C}_4\text{H}_8\text{Cl}_2\text{O}$	143.012	-51.9	178.5	1.22 ²⁰		21.20	2.6	1.545	0.143	55	3%-	369	5
Bis(chloromethyl) ether	$\text{C}_2\text{H}_4\text{Cl}_2\text{O}$	114.958	-41.5	106	1.323 ¹⁵		3.51							0.001
Bis(2-ethylhexyl) phthalate	$\text{C}_{24}\text{H}_{48}\text{O}_4$	390.557	-55	384	0.981 ²⁵		5.3	2.84	1.804	0.00000005	218			0.3
Bis(2-hydroxyethyl) sulfide	$\text{C}_4\text{H}_{10}\text{O}_2\text{S}$	122.186	-10.2	282	1.1793 ²⁵		28.61			0.08	160		298	
Boron tribromide	BBr_3	250.523	-45	91	2.6			0						1
Boron trichloride	BCl_3	117.169	-107	12.65				0	0.911	156				
Bromine	Br_2	159.808	-7.2	58.8	3.1028	0.944	3.1484	0	0.474	28.2				0.1
Bromobenzene	$\text{C}_6\text{H}_5\text{Br}$	157.008	-30.72	156.06	1.495 ²⁰	1.074	5.45	1.70	0.983	0.556	51		565	
1-Bromobutane	$\text{C}_4\text{H}_9\text{Br}$	137.018	-112.6	101.6	1.275 ²⁰	0.606	7.315	2.08	0.798	5.26	18	2.6-6.6%	265	
2-Bromobutane, (+)-	$\text{C}_4\text{H}_9\text{Br}$	137.018	-112.65	91.3	1.2585 ²⁰		8.64	2.23		9.32	21			
Bromochloromethane	CH_2BrCl	129.384	-87.9	68.0	1.9344 ²⁰			1.7	0.41	19.5				200
Bromodichloromethane	CHBrCl_2	163.829	-57	90	1.980 ²⁰									
Bromoethane	$\text{C}_2\text{H}_5\text{Br}$	108.965	-118.6	38.5	1.4604 ²⁰	0.374	9.01	2.03	0.925	62.5		7-8%	511	5
Bromoethene	$\text{C}_2\text{H}_3\text{Br}$	106.949	-139.54	15.8	1.4933 ²⁰		5.63	1.42	1.007	141		9-15%	530	0.5
2-Bromo-2-methylpropane	$\text{C}_4\text{H}_9\text{Br}$	137.018	-16.2	73.3	1.4278 ²⁰		10.98	2.17	1.102	17.7				
1-Bromopentane	$\text{C}_5\text{H}_{11}\text{Br}$	151.045	-88.0	129.8	1.2182 ²⁰		6.31	2.20	0.875	1.68	32			
1-Bromopropane	$\text{C}_3\text{H}_7\text{Br}$	122.992	-110.3	71.1	1.3537 ²⁰	0.489	8.09	2.18	0.702	18.6			490	
2-Bromopropane	$\text{C}_3\text{H}_7\text{Br}$	122.992	-89.0	59.5	1.3140 ²⁰	0.458	9.46	2.21	1.075	28.9				
3-Bromopropene	$\text{C}_3\text{H}_5\text{Br}$	120.976	-119	70.1	1.398 ²⁰	0.471	7.0	≈ 1.9		18.6	-1	4.4-7.3%	295	
2-Bromotoluene	$\text{C}_7\text{H}_7\text{Br}$	171.035	-27.8	181.7	1.4232 ²⁰		4.641			0.17	79			
Bromotrichloromethane	CBrCl_3	198.274	-5.65	105	2.012 ²⁵		2.405			5.35				
Butanal	$\text{C}_4\text{H}_8\text{O}$	72.106	-96.86	74.8	0.8016 ²⁰		13.45	2.72	2.270	15.7	-22	2-12.5%	218	
1,3-Butanediol	$\text{C}_4\text{H}_{10}\text{O}_2$	90.121	-77	207.5	1.0053 ²⁰		28.8		2.521	0.008	121		395	
1,4-Butanediol	$\text{C}_4\text{H}_{10}\text{O}_2$	90.121	20.4	235	1.0171 ²⁰		31.9	2.58	2.220	0.002	121			
2,3-Butanediol	$\text{C}_4\text{H}_{10}\text{O}_2$	90.121	7.6	182.5	1.0033 ²⁰				2.363	0.02			402	
2,3-Butanedione	$\text{C}_4\text{H}_6\text{O}_2$	86.090	-1.2	88	0.9808 ¹⁸		4.04			7.45	27			
Butanenitrile	$\text{C}_4\text{H}_7\text{N}$	69.106	-111.9	117.6	0.7936 ²⁰	0.553	24.83	3.9	2.301	2.55	24	>1.6%	501	
1-Butanethiol	$\text{C}_4\text{H}_{10}\text{S}$	90.187	-115.7	98.5	0.8416 ²⁰		5.204	1.53	1.898	6.07	2			0.5
2-Butanethiol	$\text{C}_4\text{H}_{10}\text{S}$	90.187	-165	85.0	0.8295 ²⁰		5.645			10.8	-23			
Butanoic acid	$\text{C}_4\text{H}_8\text{O}_2$	88.106	-5.1	163.75	0.9528 ²⁵	1.426	2.98	1.65	2.027	0.221	72	2-10%	443	
Butanoic anhydride	$\text{C}_8\text{H}_{14}\text{O}_3$	158.195	-75	200	0.9668 ²⁰		12.8		1.793	0.07	54	0.9-5.8%	279	
1-Butanol	$\text{C}_4\text{H}_{10}\text{O}$	74.121	-88.6	117.73	0.8095 ²⁰	2.54	17.84	1.66	2.391	0.86	37	1-11%	343	20
2-Butanol	$\text{C}_4\text{H}_{10}\text{O}$	74.121	-88.5	99.51	0.8063 ²⁰	3.10	17.26	1.8	2.656	2.32	24	2-10%	405	100
2-Butanone	$\text{C}_4\text{H}_8\text{O}$	72.106	-86.64	79.59	0.7999 ²⁵	0.405	18.56	2.78	2.201	12.6	-9	1-11%	404	200
<i>trans</i> -2-Butenal	$\text{C}_4\text{H}_6\text{O}$	70.090	-76	102.2	0.8516 ²⁰			3.67	1.361	4.92	13	2.1-15.5%	232	0.3
<i>cis</i> -2-Butenoic acid	$\text{C}_4\text{H}_6\text{O}_2$	86.090	15	169	1.0267 ²⁰					0.06				
2-Butoxyethanol	$\text{C}_8\text{H}_{18}\text{O}_2$	118.174	-74.8	168.4	0.9015 ²⁰		9.30	2.1	2.378	0.15	69	4-13%	238	20
Butyl acetate	$\text{C}_8\text{H}_{16}\text{O}_2$	116.158	-78	126.1	0.8825 ²⁰	0.685	5.07	1.9	1.961	1.66	22	2-8%	425	150
<i>sec</i> -Butyl acetate	$\text{C}_8\text{H}_{16}\text{O}_2$	116.158	-98.9	112	0.8748 ²⁰		5.135	1.87			31	1.7-9.8%		200
Butyl acrylate	$\text{C}_9\text{H}_{16}\text{O}_2$	128.169	-64.6	145	0.8899 ²⁰		5.25		1.958	0.731	29	1.7-9.9%	292	2
Butylamine	$\text{C}_4\text{H}_{11}\text{N}$	73.137	-49.1	77.00	0.7414 ²⁰	0.574	4.71	1.0	2.450	12.2	-12	2-10%	312	5
<i>sec</i> -Butylamine	$\text{C}_4\text{H}_{11}\text{N}$	73.137	<-72	62.73	0.7246 ²⁰			1.28			-9			
<i>tert</i> -Butylamine	$\text{C}_4\text{H}_{11}\text{N}$	73.137	-66.94	44.04	0.6958 ²⁰		58.5	1.3	2.627	48.4	-9	2-9%	380	
Butylbenzene	$\text{C}_{10}\text{H}_{14}$	134.218	-87.85	183.31	0.8601 ²⁰	0.950	2.359	≈ 0	1.813	0.150	71	0.8-5.8%	410	
<i>tert</i> -Butylbenzene	$\text{C}_{10}\text{H}_{14}$	134.218	-57.8	169.1	0.8665 ²⁰		2.359	≈ 0.83	1.773	0.280	60	0.7-5.7%	450	
Butyl benzoate	$\text{C}_{11}\text{H}_{14}\text{O}_2$	178.228	-22.4	250.3	1.000 ²⁰		5.52			0.005	107			
<i>tert</i> -Butyl ethyl ether	$\text{C}_8\text{H}_{18}\text{O}$	102.174	-94	72.6	0.736 ²⁵				2.13	16.5				5
<i>tert</i> -Butyl hydroperoxide	$\text{C}_4\text{H}_{10}\text{O}_2$	90.121	6	89 dec	0.8960 ²⁰						27			
1- <i>tert</i> -Butyl-4-methylbenzene	$\text{C}_{11}\text{H}_{16}$	148.245	-52	190	0.8612 ²⁰			≈ 0		0.09	68			1
Butyl vinyl ether	$\text{C}_8\text{H}_{16}\text{O}$	100.158	-92	94	0.7888 ²⁰			1.25	2.316	6.65	-9		255	
γ -Butyrolactone	$\text{C}_4\text{H}_6\text{O}_2$	86.090	-43.61	204	1.1296 ²⁰		39.0	4.27	1.642	0.43	98			
Carbon disulfide	CS_2	76.141	-112.1	46	1.2632 ²⁰	0.352	2.6320	0	1.003	48.2	-30	1-50%	90	10
Chloroacetaldehyde	$\text{C}_2\text{H}_3\text{ClO}$	78.497	-16.3	85.5	1.19									1
Chloroacetone	$\text{C}_3\text{H}_5\text{ClO}$	92.524	-44.5	119	1.15 ²⁰					2				1
Chloroacetyl chloride	$\text{C}_2\text{H}_2\text{Cl}_2\text{O}$	112.942	-22	106	1.4202 ²⁰			2.23		3.33				0.05
2-Chloroaniline	$\text{C}_6\text{H}_7\text{ClN}$	127.572	-1.9	208.8		3.32	13.40	1.77		0.034				
3-Chloroaniline	$\text{C}_6\text{H}_7\text{ClN}$	127.572	-10.28	230.5	1.2161 ²⁰		13.3		1.558	0.0156			705	
Chlorobenzene	$\text{C}_6\text{H}_5\text{Cl}$	112.557	-45.31	131.72	1.1058 ²⁰	0.753	5.6895	1.69	1.334	1.6	28	1-10%	593	10
2-Chloro-1,3-butadiene	$\text{C}_4\text{H}_5\text{Cl}$	88.536	-130	59.4	0.956 ²⁰		4.914			29.5	-20	4-20%		10
1-Chlorobutane	$\text{C}_4\text{H}_9\text{Cl}$	92.567	-123.1	78.4	0.8857 ²⁰	0.422	7.276	2.05	1.891	13.7	-12	2-10%	240	
2-Chlorobutane	$\text{C}_4\text{H}_9\text{Cl}$	92.567	-131.3	68.2	0.8732 ²⁰		8.564	2.04		21.0	-10			
Chlorocyclohexane	$\text{C}_6\text{H}_{11}\text{Cl}$	118.604	-43.81	142	1.000 ²⁰		7.9505	2.1		1.0	32			
Chlorodibromomethane	CHBr_2Cl	208.280	-20	120	2.451 ²⁰									
Chloroethane	$\text{C}_2\text{H}_5\text{Cl}$	64.514	-138.4	12.3	0.9239 ⁹		9.45	2.05	1.617	160	-50	4-15%	519	100

Name	Mol. form.	M_r	$t_m/^\circ\text{C}$	$t_b/^\circ\text{C}$	$\rho/\text{g mL}^{-1}$	$\eta/\text{mPa s}$	ϵ	μ/D	$c_p/\text{J g}^{-1}\text{K}^{-1}$	v_p/kPa	FP/ $^\circ\text{C}$	Fl. lim.	IT/ $^\circ\text{C}$	TLV/ppm
2-Chloroethanol	$\text{C}_2\text{H}_5\text{ClO}$	80.513	-67.5	128.6	1.2019 ²⁰		25.80	1.78		1.2	60	5-16%	425	1
2-Chloroethyl vinyl ether (Chloromethyl)benzene	$\text{C}_7\text{H}_9\text{ClO}$	106.551	-70	108	1.0495 ²⁰						27			
Chloromethyl methyl ether	$\text{C}_2\text{H}_5\text{ClO}$	126.584	-45	179	1.1004 ²⁰		6.854	1.8	1.44	0.164	67	1%-	585	1
1-Chloro-2-methylpropane	$\text{C}_4\text{H}_9\text{Cl}$	80.513	-103.5	59.5	1.063 ¹⁰					24.9				
2-Chloro-2-methylpropane	$\text{C}_4\text{H}_9\text{Cl}$	92.567	-130.3	68.5	0.8773 ²⁰		7.027	2.00	1.713	19.9	-6	2-8.7%		
1-Chloronaphthalene	$\text{C}_{10}\text{H}_7\text{Cl}$	92.567	-25.60	50.9	0.8420 ²⁰		9.663	2.13	1.867	42.7	0			
1-Chlorooctane	$\text{C}_8\text{H}_{17}\text{Cl}$	162.616	-2.5	259	1.1880 ²⁵		5.04	1.57	1.307	0.003	121		>558	
1-Chloropentane	$\text{C}_5\text{H}_{11}\text{Cl}$	148.674	-57.8	183.5	0.8734 ²⁰		5.05	2.00	1.335	0.11	70			
2-Chlorophenol	$\text{C}_6\text{H}_5\text{ClO}$	106.594	-99.0	108.4	0.8820 ²⁰		6.654	2.16		4.36	13	1.6-8.6%	260	
1-Chloropropane	$\text{C}_3\text{H}_7\text{Cl}$	128.556	9.4	174.9	1.2634 ²⁰	3.59	7.40		1.468	0.308	64			
2-Chloropropane	$\text{C}_3\text{H}_7\text{Cl}$	78.541	-122.9	46.5	0.8899 ²⁰	0.334	8.588	2.05	1.683	45.8	<-18	2.6-11%	520	
3-Chloro-1,2-propanediol	$\text{C}_3\text{H}_7\text{ClO}_2$	78.541	-117.18	35.7	0.8617 ²⁰	0.303		2.17		68.9	-32	2.8-11%	593	
3-Chloropropanenitrile	$\text{C}_3\text{H}_5\text{ClN}$	110.540		213 dec	1.325 ¹⁸		31.0							
2-Chloropropene	$\text{C}_3\text{H}_5\text{Cl}$	89.524	-51	175.5	1.1573 ²⁰						76			
3-Chloropropene	$\text{C}_3\text{H}_5\text{Cl}$	76.525	-137.4	22.6	0.9017 ²⁰		8.92	1.647		110	-37	4.5-16%		
Chlorosulfonic acid	ClHO_3S	76.525	-134.5	45.1	0.9376 ²⁰	0.314	8.2	1.94	1.635	48.9	-32	2.9-11%	485	1
2-Chlorotoluene	$\text{C}_7\text{H}_7\text{Cl}$	116.525	-80	152	1.75					0.42				
4-Chlorotoluene	$\text{C}_7\text{H}_7\text{Cl}$	126.584	-35.8	159.0	1.0825 ²⁰	0.964	4.721	1.56	1.318	0.482				50
Chromyl chloride	CrO_2Cl_2	126.584	7.5	162.4	1.0697 ²⁰	0.837	6.25	2.21		0.4				
<i>trans</i> -Cinnamaldehyde	$\text{C}_9\text{H}_8\text{O}$	154.900	-96.5	117	1.91									0.025
<i>o</i> -Cresol	$\text{C}_7\text{H}_8\text{O}$	132.159	-7.5	246	1.0497 ²⁰		17.72			0.005				
<i>m</i> -Cresol	$\text{C}_7\text{H}_8\text{O}$	108.138	31.03	191.04	1.0327 ³⁵		6.76	1.45	2.160	0.041	81	>1.4%	599	5
<i>p</i> -Cresol	$\text{C}_7\text{H}_8\text{O}$	108.138	12.24	202.27	1.0339 ²⁰	12.91	12.44	1.48	2.080	0.019	86	>1.1%	558	5
Cyanogen chloride	CClN	108.138	34.77	201.98	1.0185 ⁴⁰		13.05	1.48	2.044	0.017	86	>1.1%	558	5
Cyclobutane	C_4H_8	61.471	-6.5	13	1.186 ²⁰				2.8331					0.3
Cyclohexane	C_6H_{12}	56.107	-90.7	12.6	0.7038 ⁹			0		157	<10	>1.8%		
Cyclohexanol	$\text{C}_6\text{H}_{12}\text{O}$	84.159	6.59	80.73	0.7739 ²⁵	0.894	2.0243	≈ 0	1.841	13.0	-20	1-8%	245	100
Cyclohexanone	$\text{C}_6\text{H}_{10}\text{O}$	100.158	25.93	160.84	0.9624 ²⁰	57.5	16.40		2.079	0.10	68	1-9%	300	50
Cyclohexene	C_6H_{10}	98.142	-27.9	155.43	0.9478 ²⁰	2.02	16.1	2.87	1.856	0.53	44	1-9%	420	20
Cyclohexylamine	$\text{C}_6\text{H}_{13}\text{N}$	82.143	-103.5	82.98	0.8110 ²⁰	0.625	2.2176	0.33	1.805	11.8	-12	>1.2%	310	300
1,3-Cyclopentadiene	C_5H_6	99.174	-17.8	134	0.8191 ²⁰	1.944	4.547	1.3		1.20	31	1-9%	293	10
Cyclopentane	C_5H_{10}	66.102	-85	41	0.8021 ²⁰			0.419		58.5				75
Cyclopentanol	$\text{C}_5\text{H}_{10}\text{O}$	70.133	-93.4	49.3	0.7457 ²⁰	0.413	1.9687	≈ 0	1.837	42.3	-25	2%-	361	600
Cyclopentanone	$\text{C}_5\text{H}_8\text{O}$	86.132	-17.5	140.42	0.9488 ²⁰		18.5		2.119	0.294	51			
<i>cis</i> -Decahydronaphthalene	$\text{C}_{10}\text{H}_{18}$	84.117	-51.90	130.57	0.9487 ²⁰		13.58	3.3	1.84	1.55	26			
<i>trans</i> -Decahydronaphthalene	$\text{C}_{10}\text{H}_{18}$	138.250	-42.9	195.8	0.8965 ²⁰	3.04	2.219	≈ 0	1.678	0.10				
Decamethylcyclopentasiloxane	$\text{C}_{10}\text{H}_{30}\text{O}_5\text{Si}_5$	138.250	-30.4	187.3	0.8659 ²⁵	1.948	2.184	≈ 0	1.653	0.164	54	1-5%	255	
Decanal	$\text{C}_{10}\text{H}_{20}\text{O}$	370.770	-38	210	0.9593 ²⁰		2.50			0.02				
Decane	$\text{C}_{10}\text{H}_{22}$	156.265	-4.0	208.5	0.830 ¹⁵					0.02				
Decanoic acid	$\text{C}_{10}\text{H}_{20}\text{O}_2$	142.282	-29.6	174.15	0.7265 ²⁵	0.838	1.9853	≈ 0	2.210	0.170	51	0.8-5.4%	210	
1-Decanol	$\text{C}_{10}\text{H}_{22}\text{O}$	172.265	31.4	268.7	0.8858 ⁴⁰				2.761					
1-Decene	$\text{C}_{10}\text{H}_{20}$	158.281	6.9	231.1	0.8297 ²⁰	10.91	7.93		2.341	0.009	82		288	
Diacetone alcohol	$\text{C}_8\text{H}_{16}\text{O}_2$	140.266	-66.3	170.5	0.7408 ²⁰	0.756	2.136	≈ 0	2.144	0.210	<55		235	
Dibenzyl ether	$\text{C}_{14}\text{H}_{14}\text{O}$	116.158	-44	167.9	0.9387 ²⁰	2.80	18.2	3.2	1.905	0.224	58	2-7%	643	50
Dibromodifluoromethane	CBr_2F_2	198.260	1.8	298	1.0428 ²⁰		3.821			135				
1,2-Dibromoethane	$\text{C}_2\text{H}_4\text{Br}_2$	209.816	-110.1	22.76				0.66		110				100
Dibromomethane	CH_2Br_2	187.861	9.84	131.6	2.1683 ²⁵	1.595	4.9612	1.2	0.724	1.55				
1,2-Dibromotetrafluoroethane	$\text{C}_2\text{Br}_2\text{F}_4$	173.835	-52.5	97	2.4969 ²⁰	0.980	7.77	1.43	0.61	6.12				
Dibutylamine	$\text{C}_8\text{H}_{19}\text{N}$	259.823	-110.32	47.35	2.149 ²⁵		2.34		0.69	43.4				
Dibutyl ether	$\text{C}_8\text{H}_{18}\text{O}$	129.244	-62	159.6	0.7670 ²⁰	0.918	2.765	1.0	2.266	0.34	47	1-6%		
Di- <i>tert</i> -butyl peroxide	$\text{C}_8\text{H}_{18}\text{O}_2$	130.228	-95.2	140.28	0.7684 ²⁰	0.637	3.0830	1.17	2.136	0.898	25	1.5-7.6%	194	
Dibutyl phthalate	$\text{C}_{16}\text{H}_{22}\text{O}_4$	146.228	-40	111	0.704 ²⁰					3.43	18			
Dibutyl sebacate	$\text{C}_{18}\text{H}_{34}\text{O}_4$	278.344	-35	340	1.0465 ²⁰	16.63	6.58	2.82	1.789	157	>0.5%	402	0.4	
Dibutyl sulfide	$\text{C}_8\text{H}_{18}\text{S}$	314.461	-10	344.5	0.9405 ¹⁵		4.54	2.48	1.968	178	>0.4%	365		
Dichloroacetic acid	$\text{C}_2\text{H}_2\text{Cl}_2\text{O}_2$	146.294	-79.7	185	0.8386 ²⁰		4.29	1.61	1.943	0.09	76			
<i>o</i> -Dichlorobenzene	$\text{C}_6\text{H}_4\text{Cl}_2$	128.942	10	194	1.5634 ²⁰		8.33			0.03				
<i>m</i> -Dichlorobenzene	$\text{C}_6\text{H}_4\text{Cl}_2$	147.002	-17.0	180	1.3059 ²⁰	1.324	10.12	2.50	1.105	0.18	66	2-9%	648	25
<i>trans</i> -1,4-Dichloro-2-butene	$\text{C}_4\text{H}_6\text{Cl}_2$	147.002	-24.8	173	1.2884 ²⁰	1.044	5.02	1.72	1.163	0.252	72			
Dichlorodimethylsilane	$\text{C}_2\text{H}_4\text{Cl}_2\text{Si}$	124.997	1.0	155.4	1.183 ²⁵									0.005
1,1-Dichloroethane	$\text{C}_2\text{H}_4\text{Cl}_2$	129.061	-16	70.3	1.064 ²⁵					18.9	<21	3.4-9.5%		
1,2-Dichloroethane	$\text{C}_2\text{H}_4\text{Cl}_2$	98.959	-96.9	57.3	1.1757 ²⁰	0.464	10.10	2.06	1.276	30.5	-17	5-11%	458	100
1,1-Dichloroethene	$\text{C}_2\text{H}_2\text{Cl}_2$	98.959	-35.7	83.5	1.2454 ²⁵	0.779	10.42	1.8	1.298	10.6	13	6-16%	413	10
<i>cis</i> -1,2-Dichloroethene	$\text{C}_2\text{H}_2\text{Cl}_2$	96.943	-122.56	31.6	1.213 ²⁰		4.60	1.34	1.148	80.0	-28	7-16%	570	5
<i>trans</i> -1,2-Dichloroethene	$\text{C}_2\text{H}_2\text{Cl}_2$	96.943	-80.0	60.1	1.2837 ²⁰	0.445	9.20	1.90	1.201	26.8	6	3-15%	460	200
Dichloromethane	CH_2Cl_2	96.943	-49.8	48.7	1.2565 ²⁰	0.317	2.14	0	1.205	44.2	2	6-13%	460	200
	CH_2Cl_2	84.933	-97.2	40	1.3266 ²⁰	0.413	8.93	1.60	1.192	58.2		13-23%	556	50

Name	Mol. form.	M_r	$t_m/^\circ\text{C}$	$t_b/^\circ\text{C}$	$\rho/\text{g mL}^{-1}$	$\eta/\text{mPa s}$	ϵ	μ/D	$c_p/\text{J g}^{-1}\text{K}^{-1}$	v_p/kPa	FP/ $^\circ\text{C}$	Fl. lim.	IT/ $^\circ\text{C}$	TLV/ppm
(Dichloromethyl)benzene	$\text{C}_7\text{H}_7\text{Cl}_2$	161.029	-17	205	1.26 ²⁵		6.9	2.1		0.06				
1,1-Dichloropropane	$\text{C}_3\text{H}_5\text{Cl}_2$	112.986		88.1	1.1321 ²⁰					9.09				
1,2-Dichloropropane, (±)-	$\text{C}_3\text{H}_5\text{Cl}_2$	112.986	-100.53	96.4	1.1560 ²⁰		8.37	1.8	1.320	6.62	21	3-15%	557	75
1,3-Dichloropropane	$\text{C}_3\text{H}_5\text{Cl}_2$	112.986	-99.5	120.9	1.1785 ²⁵		10.27	2.08		2.44				
2,3-Dichloropropene	$\text{C}_3\text{H}_3\text{Cl}_2$	110.970	10	94	1.211 ²⁰						15	2.6-7.8%		
2,4-Dichlorotoluene	$\text{C}_7\text{H}_6\text{Cl}_2$	161.029	-13.5	201	1.2476 ²⁰		5.68	1.70		0.055				
Dicyclohexylamine	$\text{C}_{12}\text{H}_{22}\text{N}$	181.318	-0.1	256 dec	0.9123 ²⁰					0.003	>99			
Diethanolamine	$\text{C}_4\text{H}_{11}\text{NO}_2$	105.136	28	268.8	1.0966 ²⁰		25.75	2.8	2.22	<0.01	172	2-13%	662	0.5
1,1-Diethoxyethane	$\text{C}_6\text{H}_{14}\text{O}_2$	118.174	-100	102.25	0.8254 ²⁰		3.80	1.4	2.01	3.68	-21	2-10%	230	
1,2-Diethoxyethane	$\text{C}_6\text{H}_{14}\text{O}_2$	118.174	-74.0	121.2	0.8351 ²⁵		3.90		2.195	4.33	27		205	
Diethylamine	$\text{C}_4\text{H}_{11}\text{N}$	73.137	-49.8	55.5	0.7056 ²⁰	0.319	3.680	0.92	2.313	30.1	-23	2-10%	312	5
<i>N,N</i> -Diethylaniline	$\text{C}_{10}\text{H}_{15}\text{N}$	149.233	-38.8	216.3	0.9307 ²⁰		5.15			0.025	85		630	
<i>o</i> -Diethylbenzene	$\text{C}_{10}\text{H}_{14}$	134.218	-31.2	184	0.8800 ²⁰		2.594			0.13	57		395	
<i>m</i> -Diethylbenzene	$\text{C}_{10}\text{H}_{14}$	134.218	-83.9	181.1	0.8602 ²⁰		2.369			0.14	56		450	
<i>p</i> -Diethylbenzene	$\text{C}_{10}\text{H}_{14}$	134.218	-42.83	183.7	0.8620 ²⁰		2.259			0.13	55	0.7-6%	430	
Diethyl carbonate	$\text{C}_6\text{H}_{10}\text{O}_3$	118.131	-43	126	0.9692 ²⁵		2.820	1.10	1.80	1.63	25			
Diethylene glycol	$\text{C}_4\text{H}_{10}\text{O}_3$	106.120	-10.4	245.8	1.1197 ¹⁵	30.2	31.82	2.3	2.307	0.001	124	2-17%	224	
Diethylene glycol diethyl ether	$\text{C}_8\text{H}_{18}\text{O}_3$	162.227	-45	188	0.9063 ²⁰		5.70		2.104	0.10	82			
Diethylene glycol dimethyl ether	$\text{C}_6\text{H}_{14}\text{O}_3$	134.173	-68	162	0.9434 ²⁰	0.989	7.23	2.0	2.043	0.315	67			
Diethylene glycol monobutyl ether	$\text{C}_8\text{H}_{18}\text{O}_3$	162.227	-68	231	0.9553 ²⁰				2.188	0.0032				
Diethylene glycol monoethyl ether	$\text{C}_6\text{H}_{14}\text{O}_3$	134.173		196	0.9885 ²⁰			1.6	2.243	0.017	96			
Diethylene glycol monoethyl ether acetate	$\text{C}_8\text{H}_{16}\text{O}_4$	176.211	-25	218.5	1.0096 ²⁰			1.8		0.029	110		425	
Diethylene glycol monomethyl ether	$\text{C}_5\text{H}_{12}\text{O}_3$	120.147		193	1.035 ²⁰			1.6	2.256	0.024	96	1-23%	240	
Diethyl ether	$\text{C}_4\text{H}_{10}\text{O}$	74.121	-116.2	34.5	0.7138 ²⁰	0.224	4.2666	1.15	2.369	71.7	-45	2-36%	180	400
Diethyl maleate	$\text{C}_8\text{H}_{12}\text{O}_4$	172.179	-8.8	223	1.0662 ²⁰		7.560			0.015	121		350	
Diethyl malonate	$\text{C}_8\text{H}_{12}\text{O}_4$	160.168	-50	200	1.0551 ²⁰		7.550	2.54	1.779	0.048	93			
Diethyl oxalate	$\text{C}_8\text{H}_{10}\text{O}_4$	146.141	-40.6	185.7	1.0785 ²⁰		8.266	2.49	1.784	0.030	76			
Diethyl phthalate	$\text{C}_{12}\text{H}_{14}\text{O}_4$	222.237	-40.5	295	1.232 ¹⁴		7.86		1.647	0.002	161	>0.7%	457	0.6
Diethyl succinate	$\text{C}_8\text{H}_{14}\text{O}_4$	174.195	-21	217.7	1.0402 ²⁰		6.098			0.15	90			
Diethyl sulfate	$\text{C}_4\text{H}_{10}\text{O}_4\text{S}$	154.185	-24	208	1.172 ²⁵		29.2			0.05	104		436	
Diethyl sulfide	$\text{C}_4\text{H}_{10}\text{S}$	90.187	-103.91	92.1	0.8362 ²⁰	0.422	5.723	1.54	1.900	7.78				
Diiodomethane	CH_2I_2	267.836	6.1	182	3.3211 ²⁰		5.32	1.08	0.500	0.172				
Diiodosilane	$\text{H}_2\text{I}_2\text{Si}$	283.911	-1	150										
Diisobutylamine	$\text{C}_8\text{H}_{19}\text{N}$	129.244	-73.5	139.6		0.723				0.972	29			
Diisopentyl ether	$\text{C}_{10}\text{H}_{22}\text{O}$	158.281		172.5	0.7777 ²⁰		2.817	1.23	2.394	0.210				
Diisopropylamine	$\text{C}_6\text{H}_{15}\text{N}$	101.190	-61	83.9	0.7153 ²⁰	0.393		1.15		10.7	-1	1.1-7.1%	316	5
Diisopropyl ether	$\text{C}_6\text{H}_{14}\text{O}$	102.174	-85.4	68.4	0.7192 ²⁵	0.379	3.805	1.13	2.122	19.9	-28	1-8%	443	250
1,2-Dimethoxyethane	$\text{C}_4\text{H}_{10}\text{O}_2$	90.121	-69.20	84.5	0.8637 ²⁵	0.455	7.30		2.145	9.93	-2		202	
Dimethoxymethane	$\text{C}_3\text{H}_8\text{O}_2$	76.095	-105.1	42	0.8593 ²⁰		2.644	0.7	2.129	53.1	-32	2-14%	237	1000
Dimethylacetal	$\text{C}_4\text{H}_{10}\text{O}_2$	90.121	-113.2	64.5	0.8501 ²⁰					22.9				
<i>N,N</i> -Dimethylacetamide	$\text{C}_4\text{H}_9\text{NO}$	87.120	-18.59	165	0.9372 ²⁵	1.927	38.85	3.7	2.016	0.075	70	2-12%	490	10
2,3-Dimethylaniline	$\text{C}_8\text{H}_{11}\text{N}$	121.180	<-15	221.5	0.9931 ²⁰					97	>1%			
2,6-Dimethylaniline	$\text{C}_8\text{H}_{11}\text{N}$	121.180	11.2	215	0.9842 ²⁰			1.63	1.971	0.45	96			
<i>N,N</i> -Dimethylaniline	$\text{C}_8\text{H}_{11}\text{N}$	121.180	2.42	194.15	0.9557 ²⁰	1.300	4.90	1.68	1.771	0.107	63		371	5
2,2-Dimethylbutane	C_6H_{14}	86.175	-98.8	49.73	0.6444 ²⁵	0.351	1.869	≈ 0	2.227	42.5	-48	1.2-7%	405	500
2,3-Dimethylbutane	C_6H_{14}	86.175	-128.10	57.93	0.6616 ²⁰	0.361	1.889	≈ 0	2.201	31.3	-29	1.2-7%	405	500
3,3-Dimethyl-2-butanone	$\text{C}_6\text{H}_{12}\text{O}$	100.158	-52.5	106.1	0.7229 ²⁵		12.73			4.27				
Dimethylcarbamic chloride	$\text{C}_3\text{H}_6\text{ClNO}$	107.539	-33	167	1.168 ²⁵									
Dimethyl disulfide	$\text{C}_2\text{H}_6\text{S}_2$	94.199	-84.67	109.74	1.0625 ²⁰		9.6	1.8	1.551	3.82	24			
<i>N,N</i> -Dimethylethanolamine	$\text{C}_4\text{H}_{11}\text{NO}$	89.136	-59	134	0.8866 ²⁰					0.9				
<i>N,N</i> -Dimethylformamide	$\text{C}_3\text{H}_7\text{NO}$	73.094	-60.48	153	0.9445 ²⁵	0.794	38.25	3.82	2.060	0.439	58	2-15%	445	10
2,6-Dimethyl-4-heptanone	$\text{C}_{10}\text{H}_{18}\text{O}$	142.238	-41.5	169.4	0.8062 ²⁰		9.91	2.7	2.090	0.23	49	1-7%	396	25
1,1-Dimethylhydrazine	$\text{C}_2\text{H}_8\text{N}_2$	60.098	-57.20	63.9	0.791 ²²				2.731	20.9	-15	2-95%	249	0.01
Dimethyl phthalate	$\text{C}_8\text{H}_{10}\text{O}_4$	194.184	5.5	283.7	1.1905 ²⁰	14.36	8.66		1.561	0.001	146	>0.9%	490	0.6
2,6-Dimethylpyridine	$\text{C}_8\text{H}_{11}\text{N}$	107.153	-6.1	144.01	0.9226 ²⁰		7.33	1.7	1.728	0.746				
Dimethyl sulfate	$\text{C}_2\text{H}_6\text{O}_4\text{S}$	126.132	-31.7	188 dec	1.3322 ²⁰		55.0			0.13	83		188	0.1
Dimethyl sulfide	$\text{C}_2\text{H}_6\text{S}$	62.134	-98.24	37.33	0.8483 ²⁰	0.284	6.70	1.554	1.901	64.4	-37	2.2-20%	206	10
Dimethyl sulfoxide	$\text{C}_2\text{H}_6\text{OS}$	78.133	17.89	189	1.1010 ²⁵	1.987	47.24	3.96	1.958	0.084	95	3-42%	215	
1,4-Dioxane	$\text{C}_4\text{H}_8\text{O}_2$	88.106	11.85	101.5	1.0337 ²⁰	1.177	2.2189	0	1.726	4.95	12	2-22%	180	20
1,3-Dioxolane	$\text{C}_3\text{H}_6\text{O}_2$	74.079	-97.22	78	1.060 ²⁰			1.19	1.593	14.6	2			20
Dipentyl ether	$\text{C}_{10}\text{H}_{22}\text{O}$	158.281	-69	190	0.7833 ²⁰		2.798	1.20	1.579	0.13	57		170	
Dipropylamine	$\text{C}_6\text{H}_{15}\text{N}$	101.190	-63	109.3	0.7400 ²⁰	0.517	2.923	1.03	2.500	3.21	17		299	

Name	Mol. form.	M_r	$t_m/^\circ\text{C}$	$t_b/^\circ\text{C}$	$\rho/\text{g mL}^{-1}$	$\eta/\text{mPa s}$	ϵ	μ/D	$c_p/\text{J g}^{-1}\text{K}^{-1}$	v_p/kPa	FP/ $^\circ\text{C}$	Fl. lim.	IT/ $^\circ\text{C}$	TLV/ppm
Dipropylene glycol monomethyl ether	$\text{C}_7\text{H}_{16}\text{O}_3$	148.200	-80	188.3	0.95									
Dipropyl ether	$\text{C}_9\text{H}_{20}\text{O}$	102.174	-114.8	90.08	0.7466 ²⁰	0.396	3.38	1.21	2.169	8.35	21	1.3-7%	188	
Dodecane	$\text{C}_{12}\text{H}_{26}$	170.334	-9.57	216.32	0.7495 ²⁰	1.383	2.0120	≈ 0	2.206	0.016	74	>0.6%	203	
1-Dodecanol	$\text{C}_{12}\text{H}_{26}\text{O}$	186.333	23.9	260	0.8309 ²⁴		5.82		2.351	0.000016	127		275	
1-Dodecene	$\text{C}_{12}\text{H}_{24}$	168.319	-35.2	213.8	0.7584 ²⁰	1.20	2.152	≈ 0	2.143	0.019	79			
Epichlorohydrin	$\text{C}_3\text{H}_5\text{ClO}$	92.524	-26	118	1.1812 ²⁰	1.073	22.6	1.8	1.422	2.2	31	4-21%	411	0.5
1,2-Epoxybutane	$\text{C}_4\text{H}_8\text{O}$	72.106	-150	63.4	0.8297 ²⁰			1.891	2.039	31.7	-22	1.7-19%	439	
1,2-Epoxy-4-(epoxyethyl)cyclohexane	$\text{C}_8\text{H}_{12}\text{O}_2$	140.180	<-55	227	1.0966 ²⁰									0.1
1,2-Ethanediamine	$\text{C}_2\text{H}_6\text{N}_2$	60.098	11.14	117	0.8979 ³⁰		13.82	1.99	2.872	1.62	40	3-12%	385	10
1,2-Ethanediol	$\text{C}_2\text{H}_6\text{O}_2$	62.068	-12.69	197.3	1.1135 ²⁰	16.06	41.4	2.28	2.394	0.01	111	3-22%	398	40
1,2-Ethanediol, diacetate	$\text{C}_6\text{H}_{10}\text{O}_4$	146.141	-31	190	1.1043 ²⁰		7.7	2.34	2.121	0.030	88	1.6-8.4%	482	
1,2-Ethanediol, dinitrate	$\text{C}_2\text{H}_4\text{N}_2\text{O}_6$	152.062	-22.3	198.5	1.4918 ²⁰		28.26			0.009				0.05
1,2-Ethanedithiol	$\text{C}_2\text{H}_6\text{S}_2$	94.199	-41.2	146.1	1.234 ²⁰		7.26	2.03						
Ethanedithiol	$\text{C}_2\text{H}_4\text{S}$	62.134	-147.88	35.0	0.8315 ²⁵	0.287	6.667	1.60	1.898	70.3	-17	2.8-18%	300	0.5
Ethanol	$\text{C}_2\text{H}_6\text{O}$	46.068	-114.14	78.29	0.7893 ²⁰	1.074	25.3	1.69	2.438	7.87	13	3-19%	363	1000
Ethanolamine	$\text{C}_2\text{H}_7\text{NO}$	61.083	10.5	171	1.0180 ²⁰	21.1	31.94	2.3	3.201	0.05	86	3-24%	410	3
4-Ethoxyaniline	$\text{C}_8\text{H}_9\text{NO}$	137.179	4.6	254	1.0652 ¹⁶		7.43			0.0007	116			
Ethoxybenzene	$\text{C}_8\text{H}_{10}\text{O}$	122.164	-29.43	169.81	0.9651 ²⁰	1.197	4.216	1.45	1.870	0.204	63			
2-Ethoxyethanol	$\text{C}_4\text{H}_{10}\text{O}_2$	90.121	-70	135	0.9253 ²⁵		13.38	2.1	2.339	0.71	43	3-18%	235	5
2-Ethoxyethyl acetate	$\text{C}_8\text{H}_{16}\text{O}_3$	132.157	-61.7	156.4	0.9740 ²⁰		7.567	2.2	2.845	0.24	56	2-8%	379	5
Ethyl acetate	$\text{C}_4\text{H}_8\text{O}_2$	88.106	-83.8	77.11	0.9003 ²⁰	0.423	6.0814	1.78	1.937	12.6	-4	2-12%	426	400
Ethyl acetoacetate	$\text{C}_8\text{H}_{14}\text{O}_3$	130.141	-45	180.8	1.0368 ¹⁰		14.0		1.906	0.095	57	1-10%	295	
Ethyl acrylate	$\text{C}_8\text{H}_{14}\text{O}_2$	100.117	-71.2	99.4	0.9234 ²⁰		6.05	1.96		5.14	10	1.4-14%	372	5
Ethylamine	$\text{C}_2\text{H}_7\text{N}$	45.084	-80.5	16.5	0.689 ¹⁵		8.7	1.22	2.884	141	-16	4-14%	385	5
<i>N</i> -Ethylaniline	$\text{C}_8\text{H}_9\text{N}$	121.180	-63.5	203.0	0.9625 ²⁰	2.05	5.87			0.039	85			
Ethylbenzene	C_8H_{10}	106.165	-94.96	136.19	0.8626 ²⁵	0.631	2.4463	0.59	1.726	1.28	21	1-7%	432	100
Ethyl benzoate	$\text{C}_9\text{H}_{10}\text{O}_2$	150.174	-34	212	1.0415 ²⁵		6.20	2.00	1.638	0.04	88		490	
Ethyl butanoate	$\text{C}_8\text{H}_{16}\text{O}_2$	116.158	-98	121.3	0.8735 ²⁵	0.639	5.18	1.74	1.963	2.01	24		463	
2-Ethyl-1-butanol	$\text{C}_8\text{H}_{18}\text{O}$	102.174	<-15	147	0.8326 ²⁰		6.19			0.206	57			
Ethyl chloroacetate	$\text{C}_4\text{H}_7\text{ClO}_2$	122.551	-21	144.3	1.1585 ²⁰					0.640	64			
Ethyl chloroformate	$\text{C}_3\text{H}_5\text{ClO}_2$	108.524	-80.6	95	1.1352 ²⁰		9.736				16		500	
Ethyl cyanoacetate	$\text{C}_5\text{H}_9\text{NO}_2$	113.116	-22.5	205	1.0654 ²⁰		31.62	2.17	1.947	0.003	110			
Ethyleneimine	$\text{C}_2\text{H}_5\text{N}$	43.068	-77.9	56	0.832 ²⁵		18.3	1.90		28.9	-11	3.3-55%	320	0.5
Ethyl formate	$\text{C}_3\text{H}_6\text{O}_2$	74.079	-79.6	54.4	0.9208 ²⁰	0.380	8.57	1.9	2.015	32.3	-20	3-16%	455	100
2-Ethylhexanal	$\text{C}_8\text{H}_{16}\text{O}$	128.212	<-100	163	0.8540 ²⁰						44	0.9-7.2%	190	
2-Ethyl-1,3-hexanediol	$\text{C}_8\text{H}_{18}\text{O}_2$	146.228	-40	244	0.9325 ²²		18.73				127		360	
2-Ethyl-1-hexanol	$\text{C}_8\text{H}_{18}\text{O}$	130.228	-70	184.6	0.8319 ²⁵	6.27	7.58	1.74	2.438	0.019	73	0.8-9.7%	231	
2-Ethylhexyl acetate	$\text{C}_{10}\text{H}_{20}\text{O}_2$	172.265	-80	199	0.8718 ²⁰			1.8		0.09	71	1-8%	268	
Ethyl lactate	$\text{C}_5\text{H}_{10}\text{O}_3$	118.131	-26	154.5	1.0328 ²⁰		15.4	2.4	2.150		46	>1.5%	400	
Ethyl 3-methylbutanoate	$\text{C}_8\text{H}_{16}\text{O}_2$	130.185	-99.3	135.0	0.8656 ²⁰		4.71			1.07				
Ethyl 2-methylpropanoate	$\text{C}_6\text{H}_{12}\text{O}_2$	116.158	-88.2	110.1	0.868 ²⁰					3.25	13			
Ethyl nitrite	$\text{C}_2\text{H}_5\text{NO}_2$	75.067		18	0.899 ¹⁵					135	-35	4-50%	90	
Ethyl propanoate	$\text{C}_5\text{H}_{10}\text{O}_2$	102.132	-73.9	99.1	0.8843 ²⁵	0.501	5.76	1.74	1.920	4.97	12	1.9-11%	440	
Ethyl silicate	$\text{C}_8\text{H}_{20}\text{O}_4\text{Si}$	208.329	-82.5	168.8	0.9320 ²⁰		2.50		1.749	1.17	52			10
Eucalyptol	$\text{C}_{10}\text{H}_{18}\text{O}$	154.249	0.8	176.4	0.9267 ²⁰		4.57			0.260	48			
Fluorobenzene	$\text{C}_6\text{H}_5\text{F}$	96.102	-42.18	84.73	1.0225 ²⁰	0.550	5.465	1.60	1.523	10.4	-15			
Fluosulfonic acid	FHO_3S	100.070	-89	163	1.726					0.08				
Formamide	CH_3NO	45.041	2.49	220	1.1334 ²⁰	3.34	111.0	3.73	2.389	0.01	154		10	
Formic acid	CH_2O_2	46.026	8.3	101	1.220 ²⁰	1.607	51.1	1.425	2.151	5.75	50	18-57%	434	5
Furan	$\text{C}_4\text{H}_6\text{O}$	68.074	-85.61	31.5	0.9514 ²⁰	0.361	2.94	0.66	1.686	80.0	-36	2-14%		
Furfural	$\text{C}_5\text{H}_4\text{O}_2$	96.085	-38.1	161.7	1.1594 ²⁰	1.587	42.1	3.5	1.698	0.29	60	2-19%	316	2
Furfuryl alcohol	$\text{C}_5\text{H}_6\text{O}_2$	98.101	-14.6	171	1.1296 ²⁰		16.85	1.9	2.079	0.097	75	2-16%	491	10
Germanium(IV) chloride	Cl_4Ge	214.42	-51.50	86.55	1.88			0						
Glycerol	$\text{C}_3\text{H}_8\text{O}_3$	92.094	18.1	290	1.2613 ³⁰	934	46.53	2.6	2.377	<0.01	199	3-19%	370	2.7
Glycerol triacetate	$\text{C}_9\text{H}_{14}\text{O}_6$	218.203	-78	259	1.1583 ³⁰		7.11		1.763	<0.01	138	1%-	433	
Glycerol trioleate	$\text{C}_{57}\text{H}_{104}\text{O}_6$	885.432	-4		0.915 ¹⁵		3.109							
Heptanal	$\text{C}_7\text{H}_{14}\text{O}$	114.185	-43.4	152.8	0.8132 ²⁵		9.07		2.015	0.46				
Heptane	C_7H_{16}	100.202	-90.55	98.4	0.6795 ²⁵	0.387	1.9209	≈ 0	2.242	6.09	-4	1-7%	204	400
Heptanoic acid	$\text{C}_7\text{H}_{14}\text{O}_2$	130.185	-7.17	222.2	0.9124 ²⁵	3.84	3.04		2.039	0.001			275	
1-Heptanol	$\text{C}_7\text{H}_{16}\text{O}$	116.201	-33.2	176.45	0.8219 ²⁰	5.81	11.75		2.342	0.0044				
2-Heptanone	$\text{C}_7\text{H}_{14}\text{O}$	114.185	-35	151.05	0.8111 ²⁰	0.714	11.95	2.6	2.037	0.49	39	1-8%	393	50
3-Heptanone	$\text{C}_7\text{H}_{14}\text{O}$	114.185	-39	147	0.8183 ²⁰		12.7	2.78		0.5	46		50	
4-Heptanone	$\text{C}_7\text{H}_{14}\text{O}$	114.185	-33	144	0.8174 ²⁰		12.60			0.164	49		50	
1-Heptene	C_7H_{14}	98.186	-118.9	93.64	0.6970 ²⁰	0.340	2.092	≈ 0	2.157	7.52	-1		260	
Hexachloro-1,3-butadiene	C_4Cl_6	260.761	-21	215	1.556 ²⁵		2.55			0.13			610	0.02

Name	Mol. form.	M_r	$t_m/^\circ\text{C}$	$t_b/^\circ\text{C}$	$\rho/\text{g mL}^{-1}$	$\eta/\text{mPa s}$	ϵ	μ/D	$c_p/\text{J g}^{-1}\text{K}^{-1}$	v_p/kPa	FP/ $^\circ\text{C}$	Fl. lim.	IT/ $^\circ\text{C}$	TLV/ppm
Hexachloro-1,3-cyclopentadiene	C_5Cl_6	272.772	-9	239	1.7019 ²⁵									0.01
Hexafluorobenzene	C_6F_6	186.054	5.03	80.26	1.6184 ²⁰	2.79	2.029	0	1.191	11.3				
Hexamethyldisiloxane	$\text{C}_6\text{H}_{16}\text{OSi}_2$	162.377	-66	99	0.7638 ²⁰		2.179		1.918	5.57				
Hexamethylphosphoric triamide	$\text{C}_6\text{H}_{18}\text{N}_3\text{OP}$	179.200	7.2	232.5	1.03 ²⁰		31.3	5.5	1.791					
Hexanal	$\text{C}_6\text{H}_{12}\text{O}$	100.158	-56	131	0.8335 ²⁰				2.101	1.48	32			
Hexane	C_6H_{14}	86.175	-95.35	68.73	0.6606 ²⁵	0.300	1.8865	≈ 0	2.270	20.2	-22	1-8%	225	50
Hexanedinitrile	$\text{C}_6\text{H}_8\text{N}_2$	108.141	1	295	0.9676 ²⁰				1.190	<0.01	93	2-5%	550	2
Hexanoic acid	$\text{C}_6\text{H}_{12}\text{O}_2$	116.158	-3	205.2	0.9212 ²⁵		2.600	1.13	1.937	0.005	102		380	
1-Hexanol	$\text{C}_6\text{H}_{14}\text{O}$	102.174	-47.4	157.6	0.8136 ²⁰	4.58	13.03		2.353	0.11	63		290	
2-Hexanone	$\text{C}_6\text{H}_{12}\text{O}$	100.158	-55.5	127.6	0.8113 ²⁰	0.583	14.56	2.7	2.130	1.54	25	1-8%	423	5
1-Hexene	C_6H_{12}	84.159	-139.76	63.48	0.6685 ²⁵	0.252	2.077	≈ 0	2.178	24.8	-26	1.2-6.9%	253	50
Hexyl acetate	$\text{C}_8\text{H}_{16}\text{O}_2$	144.212	-80.9	171.5	0.8779 ¹⁵		4.42		1.961	0.185	45			
Hydrazine	H_2N_2	32.045	1.4	113.55	1.0036	0.876	51.7	1.75	3.086	1.91	38	5-100%		0.01
Hydrazoic acid	HN_3	43.028	-80	35.7				1.70		68.2				0.11
Hydrogen cyanide	CHN	27.026	-13.29	26	0.6876 ²⁰	0.183	114.9	2.985	2.612	98.8	-18	6-40%	538	4.7
Hydrogen peroxide	H_2O_2	34.015	-0.43	150.2	1.44		74.6	1.573	2.619	0.26				1
3-Hydroxypropanenitrile	$\text{C}_3\text{H}_5\text{NO}$	71.078	-46	221	1.0404 ²⁵			3.2		0.010	129			
Indan	C_9H_{10}	118.175	-51.38	177.97	0.9639 ²⁰	1.357			1.609	0.2				
Indene	C_9H_8	116.160	-1.5	182	0.9960 ²⁵				1.609	0.220				10
Iodine bromide	BrI	206.808	40	116 dec	4.3			0.726						
Iodine chloride	ClI	162.357	27.39	100 dec	3.24			1.24		3.59				
Iodobenzene	$\text{C}_6\text{H}_5\text{I}$	204.008	-31.3	188.4	1.8308 ²⁰	1.554	4.59	1.70	0.778	0.133				
1-Iodobutane	$\text{C}_4\text{H}_9\text{I}$	184.018	-103	130.5	1.6154 ²⁰		6.27	1.93		1.85				
Iodoethane	$\text{C}_2\text{H}_5\text{I}$	155.965	-111.1	72.3	1.9357 ²⁰	0.556	7.82	1.976	0.738	18.2				
Iodomethane	CH_3I	141.939	-66.4	42.43	2.2789 ²⁰	0.469	6.97	1.62	0.888	53.9				2
1-Iodopropane	$\text{C}_3\text{H}_7\text{I}$	169.992	-101.3	102.5	1.7489 ²⁰	0.703	7.07	2.04	0.746	5.75				
2-Iodopropane	$\text{C}_3\text{H}_7\text{I}$	169.992	-90	89.5	1.7042 ²⁰	0.653	8.19	1.95	0.535	9.36				
Iron pentacarbonyl	C_5FeO_5	195.896	-20	103	1.5 ²⁰		2.602		1.228	4				0.1
Isobutanal	$\text{C}_4\text{H}_8\text{O}$	72.106	-65.9	64.5	0.7891 ²⁰			2.75		23.0	-18	1.6-10.6%	196	
Isobutyl acetate	$\text{C}_6\text{H}_{12}\text{O}_2$	116.158	-98.8	116.5	0.8712 ²⁰	0.676	5.068	1.9	2.013	2.39	18	1-11%	421	150
Isobutyl acrylate	$\text{C}_8\text{H}_{14}\text{O}_2$	128.169	-61	132	0.8896 ²⁰					30			427	
Isobutylamine	$\text{C}_4\text{H}_{11}\text{N}$	73.137	-86.7	67.75	0.724 ²⁵	0.571	4.43	1.3	2.505	19.0	-9	2-12%	378	
Isobutylbenzene	$\text{C}_{10}\text{H}_{14}$	134.218	-51.4	172.79	0.8532 ²⁰		2.318	≈ 0	1.793	0.257	55	0.8-6%	427	
Isobutyl formate	$\text{C}_5\text{H}_{10}\text{O}_2$	102.132	-95.8	98.2	0.8776 ²⁰		6.41	1.88		5.34	5	2-9%	320	
Isobutyl isobutanoate	$\text{C}_8\text{H}_{16}\text{O}_2$	144.212	-80.7	148.6	0.8542 ²⁰			1.9		0.552	38	1-8%	432	
Isopentane	C_5H_{12}	72.149	-159.77	27.88	0.6201 ²⁰	0.214	1.845	0.13	2.284	91.7	-51	1.4-7.6%	420	600
Isopentyl acetate	$\text{C}_7\text{H}_{14}\text{O}_2$	130.185	-78.5	142.5	0.876 ¹⁵		4.72	1.9	1.909	0.728	25	1-8%	360	50
Isophorone	$\text{C}_9\text{H}_{18}\text{O}$	138.206	-8.1	215.2	0.9255 ²⁰	2.33			1.834	0.06	84	1-4%	460	5
Isopropenyl acetate	$\text{C}_5\text{H}_8\text{O}_2$	100.117	-92.9	94	0.9090 ²⁰					6.02	26		432	
Isopropenylbenzene	C_9H_{10}	118.175	-23.2	165.4	0.9106 ²⁰		2.28		1.711	0.40	54	1.9-6.1%	574	50
Isopropyl acetate	$\text{C}_5\text{H}_{10}\text{O}_2$	102.132	-73.4	88.6	0.8718 ²⁰				1.952	7.88	2	2-8%	460	100
Isopropylamine	$\text{C}_3\text{H}_7\text{N}$	59.110	-95.13	31.76	0.6891 ²⁰	0.325	5.6268	1.19	2.771	78.0	-37		402	5
Isopropylbenzene	C_9H_{12}	120.191	-96.02	152.41	0.8640 ²⁵	0.737	2.381	0.79	1.753	0.61	36	1-7%	424	50
Isopropylbenzene hydroperoxide	$\text{C}_9\text{H}_{12}\text{O}_2$	152.190		153	1.03 ²⁰					0.004				
1-Isopropyl-2-methylbenzene	$\text{C}_{10}\text{H}_{14}$	134.218	-71.5	178.1	0.8766 ²⁰					0.2				
1-Isopropyl-3-methylbenzene	$\text{C}_{10}\text{H}_{14}$	134.218	-63.7	175.1	0.8610 ²⁰					0.22				
1-Isopropyl-4-methylbenzene	$\text{C}_{10}\text{H}_{14}$	134.218	-67.94	177.1	0.8573 ²⁰		2.2322	≈ 0	1.761	0.19	47	1-6%	436	
Isoquinoline	$\text{C}_8\text{H}_7\text{N}$	129.159	26.47	243.22	1.0910 ³⁰		11.0	2.73	1.519	0.007				
<i>d</i> -Limonene	$\text{C}_{10}\text{H}_{16}$	136.234	-74.0	178	0.8411 ²⁰	1.47	2.3746		1.828	0.277	45	0.7-6.1%	237	
<i>l</i> -Limonene	$\text{C}_{10}\text{H}_{16}$	136.234		178	0.843 ²⁰		2.3738			0.254				
Mesityl oxide	$\text{C}_8\text{H}_{10}\text{O}$	98.142	-59	130	0.8653 ²⁰	0.602	15.6	2.8	2.165	1.47	31	1-7%	344	15
Methacrylic acid	$\text{C}_4\text{H}_6\text{O}_2$	86.090	16	162.5	1.0153 ²⁰			1.65	1.871	0.12	77	1.6-8.8%	68	20
Methanol	CH_3O	32.042	-97.53	64.6	0.7914 ²⁰	0.544	33.0	1.70	2.531	16.9	11	6-36%	464	200
2-Methoxyaniline	$\text{C}_7\text{H}_9\text{NO}$	123.152	6.2	224	1.0923 ²⁰		5.230			0.013	118			0.1
4-Methoxybenzaldehyde	$\text{C}_8\text{H}_8\text{O}_2$	136.149	0	248	1.119 ¹⁵		22.0			0.004				
2-Methoxyethanol	$\text{C}_3\text{H}_8\text{O}_2$	76.095	-85.1	124.1	0.9647 ²⁰		17.2	2.36	2.249	1.31	39	2-14%	285	5
2-Methoxyethyl acetate	$\text{C}_5\text{H}_{10}\text{O}_3$	118.131	-70	143	1.0074 ¹⁹		8.25	2.1	2.624	0.67	49	2-12%	392	5
Methyl acetate	$\text{C}_3\text{H}_6\text{O}_2$	74.079	-98.25	56.87	0.9342 ²⁰	0.364	7.07	1.72	1.916	28.8	-10	3-16%	454	200
Methyl acrylate	$\text{C}_5\text{H}_8\text{O}_2$	86.090	<-75	80.7	0.9535 ²⁰		7.03	1.77	1.845	11.0	-3	2.8-25%	468	2
2-Methylacrylonitrile	$\text{C}_5\text{H}_7\text{N}$	67.090	-35.8	90.3	0.8001 ²⁰			3.69	1.883	8.26	1	2-6.8%		1
2-Methylaniline	$\text{C}_7\text{H}_9\text{N}$	107.153	-14.41	200.3	0.9984 ²⁰	3.82	6.138	1.6	1.96	0.043	85		482	2
3-Methylaniline	$\text{C}_7\text{H}_9\text{N}$	107.153	-31.3	203.3	0.9889 ²⁰	3.31	5.816	1.45	2.118	0.036				2
<i>N</i> -Methylaniline	$\text{C}_7\text{H}_9\text{N}$	107.153	-57	196.2	0.9891 ²⁰	2.04	5.96		1.933	0.05				0.5
Methyl benzoate	$\text{C}_8\text{H}_8\text{O}_2$	136.149	-12.4	199	1.0837 ²⁵	1.857	6.642	1.9	1.625	0.052	83			

Name	Mol. form.	M_r	$t_m/^\circ\text{C}$	$t_b/^\circ\text{C}$	$\rho/\text{g mL}^{-1}$	$\eta/\text{mPa s}$	ϵ	μ/D	$c_p/\text{J g}^{-1}\text{K}^{-1}$	v_p/kPa	FP/ $^\circ\text{C}$	Fl. lim.	IT/ $^\circ\text{C}$	TLV/ppm
2-Methyl-1,3-butadiene	C_5H_8	68.118	-145.9	34.0	0.679 ²⁰		2.098	0.25	2.240	73.4	-54	1.5-8.9%	395	
Methyl butanoate	$\text{C}_7\text{H}_{14}\text{O}_2$	102.132	-85.8	102.8	0.8984 ²⁰	0.541	5.48		1.941	4.30	14			
3-Methylbutanoic acid	$\text{C}_5\text{H}_{10}\text{O}_2$	102.132	-29.3	176.5	0.931 ²⁰			0.63	1.930	0.067			416	
3-Methyl-1-butanol	$\text{C}_5\text{H}_{12}\text{O}$	88.148	-117.2	131.1	0.8104 ²⁰	3.69	15.63		2.382	0.315	43	1.2-9%	350	100
2-Methyl-2-butanol	$\text{C}_5\text{H}_{12}\text{O}$	88.148	-9.1	102.4	0.8096 ²⁰	3.55	5.78	1.82	2.803	2.19	19	1.2-9%	437	
3-Methyl-2-butanol, (\pm)-	$\text{C}_5\text{H}_{12}\text{O}$	88.148		112.9	0.8180 ²⁰		12.1			1.20	38			
3-Methyl-2-butanone	$\text{C}_5\text{H}_{10}\text{O}$	86.132	-93.1	94.33	0.8051 ²⁰		10.37		2.089	6.99				200
2-Methyl-1-butene	C_5H_{10}	70.133	-137.53	31.2	0.6504 ²⁰		2.180		2.241	81.4	-20			
2-Methyl-2-butene	C_5H_{10}	70.133	-133.72	38.56	0.6623 ²⁰	0.203	1.979		2.179	62.1	-20			
Methyl <i>tert</i> -butyl ether	$\text{C}_5\text{H}_{12}\text{O}$	88.148	-108.6	55.0	0.7353 ²⁵				2.127	33.6				50
Methyl chloroacetate	$\text{C}_3\text{H}_5\text{ClO}_2$	108.524	-32.1	129.5	1.236 ²⁰		12.0			1.0	57	7.5-18.5%		
Methylcyclohexane	C_7H_{14}	98.186	-126.6	100.93	0.7694 ²⁰	0.679	2.024	≈ 0	1.882	6.18	-4	1-7%	250	400
Methylcyclopentane	C_6H_{12}	84.159	-142.42	71.8	0.7486 ²⁰	0.479	1.9853	≈ 0	1.886	18.3	-29	1-8%	258	
<i>N</i> -Methylformamide	$\text{C}_2\text{H}_5\text{NO}$	59.067	-3.8	199.51	1.011 ¹⁹	1.678	189.0	3.83	2.096	0.03				
Methyl formate	$\text{C}_2\text{H}_4\text{O}_2$	60.052	-99	31.7	0.9713 ²⁰	0.325	9.20	1.77	1.983	78.1	-19	5-23%	449	100
5-Methyl-2-hexanone	$\text{C}_7\text{H}_{14}\text{O}$	114.185		144	0.888 ²⁰		13.53			0.691	36	1-8%	191	50
Methylhydrazine	CH_5N_2	46.072	-52.36	87.5					2.928	6.61	-8	2.5-92%	194	0.01
Methyl isocyanate	$\text{C}_2\text{H}_3\text{NO}$	57.051	-45	39.5	0.9230 ²⁷		21.75	≈ 2.8		57.7	-7	5.3-26%	534	0.02
Methyl lactate, (\pm)-	$\text{C}_4\text{H}_8\text{O}_3$	104.105		144.8	1.0928 ²⁰					0.62	49	>2.2%	385	
Methyl methacrylate	$\text{C}_5\text{H}_8\text{O}_2$	100.117	-47.55	100.5	0.9377 ²⁵		6.32	1.67	1.910	5.10	10	1.7-8.2%		50
1-Methylnaphthalene	$\text{C}_{11}\text{H}_{10}$	142.197	-30.43	244.7	1.0202 ²⁰		2.915	≈ 0	1.578	0.009			529	
Methyloxirane	$\text{C}_3\text{H}_6\text{O}$	58.079	-111.9	35	0.859 ⁹			2.01	2.073	71.7	-37	3.1-27.5%	449	2
2-Methylpentane	C_6H_{14}	86.175	-153.6	60.26	0.650 ²⁵	0.286	1.886	≈ 0	2.248	28.2	<-29	1-7%	264	500
3-Methylpentane	C_6H_{14}	86.175	-162.90	63.27	0.6598 ²⁵	0.306	1.886	≈ 0	2.213	25.3	-7	1.2-7%	278	500
2-Methyl-2,4-pentanediol	$\text{C}_6\text{H}_{14}\text{O}_2$	118.174	-50	197.1	0.923 ¹⁵		23.4	2.9	2.843	<-0.01	102	1-9%	306	25
2-Methyl-1-pentanol	$\text{C}_6\text{H}_{14}\text{O}$	102.174		149	0.8263 ²⁰				2.427	0.236	54	1.1-9.65%	310	
4-Methyl-2-pentanol	$\text{C}_6\text{H}_{14}\text{O}$	102.174	-90	131.6	0.8075 ²⁰	4.07			2.672	0.698	41	1-6%		25
4-Methyl-2-pentanone	$\text{C}_6\text{H}_{12}\text{O}$	100.158	-84	116.5	0.7965 ²⁵	0.545	13.11		2.130	2.64	18	1-8%	448	50
2-Methylpropanenitrile	$\text{C}_4\text{H}_7\text{N}$	69.106	-71.5	103.9	0.7704 ²⁰		24.42	4.29			8		482	
2-Methyl-2-propanethiol	$\text{C}_4\text{H}_{10}\text{S}$	90.187	-0.5	64.2	0.7943 ²⁵		5.475	1.66		24.2	<-29			
Methyl propanoate	$\text{C}_4\text{H}_8\text{O}_2$	88.106	-87.5	79.8	0.9150 ²⁰	0.431	6.200		1.943	11.5	-2	2.5-13%	469	
2-Methylpropanoic acid	$\text{C}_4\text{H}_8\text{O}_2$	88.106	-46	154.45	0.9681 ²⁰	1.226	2.58	1.08	1.964	0.17	56	2-9.2%	481	
2-Methyl-1-propanol	$\text{C}_4\text{H}_{10}\text{O}$	74.121	-101.9	107.89	0.8018 ²⁰	3.33	17.93	1.64	2.449	1.39	28	2-11%	415	50
2-Methyl-2-propanol	$\text{C}_4\text{H}_{10}\text{O}$	74.121	25.69	82.4	0.7887 ²⁰	4.31	12.47	1.7	2.949	5.52	11	2-8%	478	100
2-Methylpyridine	$\text{C}_6\text{H}_7\text{N}$	93.127	-66.68	129.38	0.9443 ²⁰		10.18	1.85	1.703	1.5	39		538	
3-Methylpyridine	$\text{C}_6\text{H}_7\text{N}$	93.127	-18.14	144.14	0.9566 ²⁰		11.10	2.40	1.704	0.795				
4-Methylpyridine	$\text{C}_6\text{H}_7\text{N}$	93.127	3.67	145.36	0.9548 ²⁰		12.2	2.70	1.707	0.759	57			
<i>N</i> -Methyl-2-pyrrolidone	$\text{C}_5\text{H}_9\text{NO}$	99.131	-23.09	202	1.0230 ²⁵		32.55	4.1	3.105	0.04	96	1-10%	346	
Methyl salicylate	$\text{C}_8\text{H}_8\text{O}_3$	152.148	-8	222.9	1.181 ²⁵		8.80	2.47	1.637	0.015	96		454	
4-Methylstyrene	C_9H_{10}	118.175	-34.1	172.8	0.9173 ²⁵					0.245	53	0.8-11%	538	50
Morpholine	$\text{C}_4\text{H}_9\text{NO}$	87.120	-4.8	128	1.0005 ²⁰	2.02	7.42	1.55	1.892	1.34	37	1-11%	290	20
β -Myrcene	$\text{C}_{10}\text{H}_{16}$	136.234		167	0.8013 ¹⁵		2.3			0.280				
Nickel carbonyl	C_2NiO_4	170.734	-19.3	43 (exp 60)	1.31 ²⁵				1.198					0.05
<i>L</i> -Nicotine	$\text{C}_{10}\text{H}_{14}\text{N}_2$	162.231	-79	247	1.0097 ²⁰		8.937							0.1
Nitric acid	HNO_3	63.013	-41.6	83	1.55			2.17	1.744	8.34				2
2-Nitroanisole	$\text{C}_7\text{H}_7\text{NO}_3$	153.136	10.5	272	1.2540 ²⁰		45.75	5.0		0.002				
Nitrobenzene	$\text{C}_6\text{H}_5\text{NO}_2$	123.110	5.7	210.8	1.2037 ²⁰	1.863	35.6	4.22	1.509	0.03	88	2-9%	482	1
Nitroethane	$\text{C}_2\text{H}_5\text{NO}_2$	75.067	-89.5	114.0	1.0448 ²⁵	0.688	29.11	3.23	1.790	2.79	28	3-17%	414	100
Nitromethane	CH_3NO_2	61.041	-28.38	101.19	1.1371 ²⁰	0.630	37.27	3.46	1.746	4.79	35	7-22%	418	20
1-Nitropropane	$\text{C}_3\text{H}_7\text{NO}_2$	89.094	-108	131.1	0.9961 ²⁵	0.798	24.70	3.66	1.97	1.36	36	2%-	421	25
2-Nitropropane	$\text{C}_3\text{H}_7\text{NO}_2$	89.094	-91.3	120.2	0.9821 ²⁵		26.74	3.73	1.911	2.3	24	3-11%	428	10
<i>N</i> -Nitrosodiethylamine	$\text{C}_4\text{H}_{10}\text{N}_2\text{O}$	102.134		176.9	0.9422 ²⁰									
<i>N</i> -Nitrosodimethylamine	$\text{C}_2\text{H}_6\text{N}_2\text{O}$	74.081		152	1.0048 ²⁰					0.73				
2-Nitrotoluene	$\text{C}_7\text{H}_7\text{NO}_2$	137.137	-10.4	222	1.1611 ¹⁹		26.26		1.474	0.0014	106			2
3-Nitrotoluene	$\text{C}_7\text{H}_7\text{NO}_2$	137.137	15.5	232	1.1581 ²⁰		24.95		1.474	0.03	106			2
Nonane	C_9H_{20}	128.255	-53.46	150.82	0.7192 ²⁰	0.665	1.9722	≈ 0	2.217	0.570	31	0.8-2.9%	205	200
Nonanoic acid	$\text{C}_9\text{H}_{18}\text{O}_2$	158.238	12.4	254.5	0.9052 ²⁰	7.01	2.475	0.79	2.290	0.00005				
1-Nonanol	$\text{C}_9\text{H}_{20}\text{O}$	144.254	-5	213.37	0.8280 ²⁰	9.12	8.83		2.470	0.00050			260	
1-Nonene	C_9H_{18}	126.239	-81.3	146.9	0.7253 ²⁵	0.586	2.180	≈ 0	2.142	0.714	26			
4-Nonylphenol	$\text{C}_{15}\text{H}_{24}\text{O}$	220.351	42	≈ 295	0.950 ²⁰									
<i>cis,cis</i> -9,12-Octadecadienoic acid	$\text{C}_{18}\text{H}_{32}\text{O}_2$	280.446	-7		0.9022 ²⁰		2.754							
<i>cis</i> -9-Octadecenoic acid	$\text{C}_{18}\text{H}_{34}\text{O}_2$	282.462	13.4	360	0.8935 ²⁰		2.336	1.18	2.043	0.000001	189		363	
Octane	C_8H_{18}	114.229	-56.82	125.67	0.6986 ²⁵	0.508	1.948	≈ 0	2.229	1.86	13	1-7%	206	300
Octanoic acid	$\text{C}_8\text{H}_{16}\text{O}_2$	144.212	16.5	239	0.9073 ²⁵	5.02	2.85	1.15	2.066	0.0002				
1-Octanol	$\text{C}_8\text{H}_{18}\text{O}$	130.228	-14.8	195.16	0.8262 ²⁵	7.29	10.30	1.8	2.344	0.01	81		270	
2-Octanol	$\text{C}_8\text{H}_{18}\text{O}$	130.228	-31.6	179.3	0.8193 ²⁰	6.49	8.13	1.71	2.535		88		265	

Name	Mol. form.	M_r	$t_m/^\circ\text{C}$	$t_b/^\circ\text{C}$	$\rho/\text{g mL}^{-1}$	$\eta/\text{mPa s}$	ϵ	μ/D	$c_p/\text{J g}^{-1}\text{K}^{-1}$	v_p/kPa	FP/ $^\circ\text{C}$	Fl. lim.	IT/ $^\circ\text{C}$	TLV/ppm
2-Octanone	$\text{C}_8\text{H}_{16}\text{O}$	128.212	-16	172.5	0.820 ²⁰		9.51	2.7	2.132	0.12	52			
1-Octene	C_8H_{16}	112.213	-101.7	121.29	0.7149 ²⁰	0.447	2.113	≈ 0	2.148	2.30	21		230	
Oxetane	$\text{C}_3\text{H}_6\text{O}$	58.079	-97	47.6	0.8930 ²⁵			1.94						
2-Oxetanone	$\text{C}_3\text{H}_4\text{O}_2$	72.063	-33.4	162	1.1460 ²⁰			4.18	1.694	0.3	74	>2.9%		0.5
Oxirane	$\text{C}_2\text{H}_4\text{O}$	44.052	-112.5	10.6	0.8821 ¹⁰		12.42	1.89	1.998	175	-20	3-100%	429	1
Oxiranemethanol, (\pm)-	$\text{C}_3\text{H}_6\text{O}_2$	74.079	-45	167 dec	1.1143 ²⁵									2
Paraldehyde	$\text{C}_6\text{H}_{10}\text{O}_3$	132.157	12.6	124.3	0.9943 ²⁰	1.079		1.43		1.6	36	>1.3%	238	
Parathion	$\text{C}_{10}\text{H}_{14}\text{NO}_3\text{PS}$	291.261	6.1	375	1.2681 ²⁰									0.01
Pentachloroethane	C_2Cl_5	202.294	-28.78	162.0	1.6796 ²⁰	2.25	3.716	0.92	0.859	0.478				
cis-1,3-Pentadiene	C_5H_8	68.118	-140.8	44.1	0.6910 ²⁰		2.319	0.500		50.6				
trans-1,3-Pentadiene	C_5H_8	68.118	-87.4	42	0.6710 ²⁵			0.585		54.7				
Pentanal	$\text{C}_5\text{H}_{10}\text{O}$	86.132	-91.5	103	0.8095 ²⁰		10.00			4.58	12		222	50
Pentane	C_5H_{12}	72.149	-129.67	36.06	0.6262 ²⁰	0.224	1.8371	≈ 0	2.317	68.3	-40	2-8%	260	600
Pentanedial	$\text{C}_5\text{H}_8\text{O}_2$	100.117	-14	188 dec										0.05
1,5-Pentanediol	$\text{C}_5\text{H}_{12}\text{O}_2$	104.148	-18	239	0.9914 ²⁰		26.2	2.5	3.08	0.001	129		335	
2,4-Pentanedione	$\text{C}_5\text{H}_8\text{O}_2$	100.117	-23	138	0.9721 ²⁵		26.524	2.8	2.08	1.02	34		340	
1-Pentanethiol	$\text{C}_5\text{H}_{12}\text{S}$	104.214	-75.65	126.6	0.850 ²⁰		4.847			1.83	18			
Pentanoic acid	$\text{C}_5\text{H}_{10}\text{O}_2$	102.132	-33.6	186.1	0.9339 ²⁵		2.661	1.61	2.059	0.024	96		400	
1-Pentanol	$\text{C}_5\text{H}_{12}\text{O}$	88.148	-77.6	137.98	0.8144 ²⁰	3.62	15.13	1.7	2.361	0.259	33	1-10%	300	
2-Pentanol	$\text{C}_5\text{H}_{12}\text{O}$	88.148	-73	119.3	0.8094 ²⁰	3.47	13.71	1.66	2.716	0.804	34	1.2-9%	343	
3-Pentanol	$\text{C}_5\text{H}_{12}\text{O}$	88.148	-69	116.25	0.8203 ²⁰	4.15	13.35	1.64	2.719	1.10	41	1.2-9%	435	
2-Pentanone	$\text{C}_5\text{H}_{10}\text{O}$	86.132	-76.8	102.26	0.809 ²⁰	0.470	15.45	2.7	2.137	4.97	7	2-8%	452	200
3-Pentanone	$\text{C}_5\text{H}_{10}\text{O}$	86.132	-39	101.7	0.8098 ²⁵	0.444	17.00	2.82	2.216	4.72	13	>1.6%	450	200
1-Pentene	C_5H_{10}	70.133	-165.12	29.96	0.6405 ²⁰	0.195	2.011	≈ 0.5	2.196	85.0	-18	1.5-8.7%	275	
cis-2-Pentene	C_5H_{10}	70.133	-151.36	36.93	0.6556 ²⁰			≈ 0	2.163	66.0	<-20			
trans-2-Pentene	C_5H_{10}	70.133	-140.21	36.34	0.6431 ²⁵			≈ 0	2.239	67.4	<-20			
Pentyl acetate	$\text{C}_7\text{H}_{14}\text{O}_2$	130.185	-70.8	149.2	0.8756 ²⁰		4.79	1.75	2.005	0.60	16	1-8%	360	50
Pentylamine	$\text{C}_5\text{H}_{13}\text{N}$	87.164	-55	104.3	0.7544 ²⁰	0.702	4.27		2.501	4.00	-1	2.2-22%		
Perchloric acid	ClHO_3	100.459	-112	≈ 90 dec	1.77									
Peroxyacetic acid	$\text{C}_2\text{H}_4\text{O}_3$	76.051	-0.2	110	1.226 ¹⁵					1.93	41			
Phenol	$\text{C}_6\text{H}_6\text{O}$	94.111	40.89	181.87	1.0545 ⁴⁵		12.40	1.224	2.123	0.055	79	1.8-8.6%	715	5
2-Phenoxyethanol	$\text{C}_8\text{H}_{10}\text{O}_2$	138.164	14	245	1.102 ²²					0.001	121			
Phenylhydrazine	$\text{C}_6\text{H}_8\text{N}_2$	108.141	20.6	243.5	1.0986 ²⁰	13.03	7.15		2.007	0.003	88			0.1
1-Phenyl-2-propylamine, (\pm)-	$\text{C}_9\text{H}_{13}\text{N}$	135.206		203	0.9306 ²⁵					0.06	<100			
Phosphinic acid	$\text{H}_2\text{O}_2\text{P}$	65.997	26.5	130	1.49									
Phosphoric acid	$\text{H}_3\text{O}_4\text{P}$	97.995	42.4	407					1.480					0.25
Phosphorothioic trichloride	Cl_3PS	169.398	-36.2	125	1.635		4.94							
Phosphorus(III) bromide	Br_3P	270.686	-41.5	173.2	2.8					0.38				
Phosphorus(III) chloride	Cl_3P	137.332	-93.6	76.1	1.574	0.529	3.498	0.56		16.1				0.2
Phosphoryl chloride	Cl_3OP	153.331	1.18	105.5	1.645		14.1	2.54	0.905	4.97				0.1
α -Pinene	$\text{C}_{10}\text{H}_{16}$	136.234	-64	156.2	0.8539 ²⁵		2.1787			0.64	33		255	
β -Pinene	$\text{C}_{10}\text{H}_{16}$	136.234	-61.5	166	0.860 ²⁵		2.4970			0.61	38		275	
Piperidine	$\text{C}_5\text{H}_{11}\text{N}$	85.148	-11.02	106.22	0.8606 ²⁰	1.573	4.33	1.2	2.113	4.28	16	1-10%		
Propanal	$\text{C}_3\text{H}_6\text{O}$	58.079	-80	48	0.8657 ²⁵	0.321	18.5	2.2	2.362	42.2	-30	2.6-17%	207	20
1,2-Propanediol	$\text{C}_3\text{H}_8\text{O}_2$	76.095	-60	187.6	1.0361 ²⁰	40.4	27.5	2.2	2.507	0.02	99	3-13%	371	
1,3-Propanediol	$\text{C}_3\text{H}_8\text{O}_2$	76.095	-27.7	214.4	1.0538 ²⁰		35.1	2.5		0.007			400	
Propanenitrile	$\text{C}_3\text{H}_5\text{N}$	55.079	-92.78	97.14	0.7818 ²⁰	0.294	29.7	4.05	2.166	6.14	2	3-14%	512	
Propanoic acid	$\text{C}_3\text{H}_6\text{O}_2$	74.079	-20.5	141.15	0.9882 ²⁵	1.030	3.44	1.75	2.063	0.553	52	2.9-12.1%	465	10
Propanoic anhydride	$\text{C}_6\text{H}_{10}\text{O}_3$	130.141	-45	170	1.0110 ²⁰		18.30		1.806	0.45	63	1.3-9.5%	285	
1-Propanol	$\text{C}_3\text{H}_8\text{O}$	60.095	-124.39	97.2	0.7997 ²⁵	1.945	20.8	1.55	2.395	2.76	23	2-14%	412	200
2-Propanol	$\text{C}_3\text{H}_8\text{O}$	60.095	-87.9	82.3	0.7809 ²⁵	2.04	20.18	1.56	2.604	6.02	12	2-13%	399	200
Propargyl alcohol	$\text{C}_3\text{H}_4\text{O}$	56.063	-51.8	113.6	0.9478 ²⁰		20.8	1.13			36			1
Propyl acetate	$\text{C}_5\text{H}_{10}\text{O}_2$	102.132	-93	101.54	0.8878 ²⁰	0.544	5.62	1.8	1.921	4.49	13	2-8%	450	200
Propylamine	$\text{C}_3\text{H}_7\text{N}$	59.110	-84.75	47.22	0.7173 ²⁰	0.376	5.08	1.17	2.776	42.1	-37	2-10%	318	
Propylbenzene	C_9H_{12}	120.191	-99.6	159.24	0.8593 ²⁵		2.370	≈ 0	1.786	0.45	30	1-6%	450	
Propyl butanoate	$\text{C}_7\text{H}_{14}\text{O}_2$	130.185	-95.2	143.0	0.8730 ²⁰		4.3			0.618	37			
Propylene carbonate	$\text{C}_4\text{H}_6\text{O}_3$	102.089	-48.8	242	1.2047 ²⁰		66.14	4.9	2.141	0.05	135			
Propyl formate	$\text{C}_4\text{H}_8\text{O}_2$	88.106	-92.9	80.9	0.9073 ²⁰	0.485	6.92	1.89	1.945	10.9	-3		455	
Propyl propanoate	$\text{C}_6\text{H}_{12}\text{O}_2$	116.158	-75.9	122.5	0.8809 ²⁰		5.249			1.88	79			
Pyridine	$\text{C}_5\text{H}_5\text{N}$	79.101	-41.70	115.23	0.9819 ²⁰	0.879	13.260	2.21	1.678	2.76	20	2-12%	482	1
Pyrrrole	$\text{C}_4\text{H}_5\text{N}$	67.090	-23.39	129.79	0.9698 ²⁰	1.225	8.00	1.74	1.903	1.10	39			
Pyrrrolidine	$\text{C}_4\text{H}_9\text{N}$	71.121	-57.79	86.56	0.8586 ²⁰	0.704	8.30	1.6	2.202	8.40	3			
2-Pyrrrolidone	$\text{C}_4\text{H}_7\text{NO}$	85.105	25	251	1.120 ²⁰		28.18	3.5	1.99		129			
Quinoline	$\text{C}_8\text{H}_7\text{N}$	129.159	-14.78	237.16	1.0977 ¹⁵	3.34	9.16	2.29	1.51	0.011			480	
Safrole	$\text{C}_{10}\text{H}_{10}\text{O}_2$	162.185	11.2	234.5	1.1000 ²⁰					0.01	100			
Salicylaldehyde	$\text{C}_7\text{H}_6\text{O}_2$	122.122	-7	197	1.1674 ²⁰		18.35	2.86	1.818	0.075	78			

Name	Mol. form.	M_r	$t_m/^\circ\text{C}$	$t_b/^\circ\text{C}$	$\rho/\text{g mL}^{-1}$	$\eta/\text{mPa s}$	ϵ	μ/D	$c_p/\text{J g}^{-1}\text{K}^{-1}$	v_p/kPa	FP/ $^\circ\text{C}$	Fl. lim.	IT/ $^\circ\text{C}$	TLV/ppm
Selenium chloride	Cl_2Se_3	228.83	-85	130 dec	2.774									
Selenium oxychloride	Cl_2OSe	165.86	8.5	177	2.44		46.2			0.02				
Selenium oxyfluoride	F_2OSe	132.96	15	125	2.8					0.56				
Styrene	C_8H_8	104.150	-30.65	145	0.9016 ²⁵	0.695	2.4737	0.123	1.747	0.81	31	1-7%	490	20
Sulfolane	$\text{C}_4\text{H}_6\text{O}_2\text{S}$	120.171	27.6	287.3	1.2723 ¹⁸		43.26	4.8	1.498	<0.01	177			
Sulfur chloride	Cl_2S_2	135.037	-77	137	1.69		4.79			1.27				1
Sulfur dichloride	Cl_2S	102.971	-122	59.6	1.62		2.915	0.36		17.9				
Sulfuric acid	$\text{H}_2\text{O}_4\text{S}$	98.080	10.31	337	1.8				1.416					0.05
Sulfuryl chloride	$\text{Cl}_2\text{O}_2\text{S}$	134.970	-51	69.4	1.680		9.1	1.81	0.993	18.7				
α -Terpinene	$\text{C}_{10}\text{H}_{16}$	136.234		174	0.8375 ¹⁹		2.4526							
1,1,2,2-Tetrabromoethane	$\text{C}_2\text{H}_2\text{Br}_4$	345.653	0	243.5	2.9655 ²⁰		6.72	1.38	0.479	0.003			335	1
Tetrabromosilane	Br_4Si	347.702	5.39	154	2.8			0						
1,1,2,2-Tetrachloro-1,2-difluoroethane	$\text{C}_2\text{Cl}_4\text{F}_2$	203.830	24.8	92.8	1.5951 ⁵⁰		2.52		0.852	7.51				500
1,1,1,2-Tetrachloroethane	$\text{C}_2\text{H}_2\text{Cl}_4$	167.849	-70.2	130.2	1.5406 ²⁰	1.437			0.92	1.6	47	5-12%		
1,1,2,2-Tetrachloroethane	$\text{C}_2\text{H}_2\text{Cl}_4$	167.849	-42.4	145.2	1.5953 ²⁰		8.50	1.32	0.967	0.622	62	20-54%		1
Tetrachloroethene	C_2Cl_4	165.833	-22.3	121.3	1.6230 ²⁰	0.844	2.268	0	0.865	2.42	45			25
Tetrachloromethane	CCl_4	153.823	-22.62	76.8	1.5940 ²⁰	0.908	2.2379	0	0.850	15.2				5
Tetrachlorosilane	Cl_4Si	169.897	-68.74	57.65	1.5	99.4		0	0.855	31.3				
Tetradecane	$\text{C}_{14}\text{H}_{30}$	198.388	5.82	253.58	0.7596 ²⁰	2.13	2.0343	≈ 0		0.002	112	>0.5%	200	
Tetraethylene glycol	$\text{C}_8\text{H}_{18}\text{O}_5$	194.226	-6.2	328	1.1285 ¹⁵		20.44		2.208	0.000001	182			
Tetrafluoroboric acid	BF_4H	87.813		130 dec	-1.8									
Tetrahydrofuran	$\text{C}_4\text{H}_8\text{O}$	72.106	-108.44	65	0.8833 ²⁵	0.456	7.52	1.75	1.720	21.6	-14	2-12%	321	200
Tetrahydrofurfuryl alcohol	$\text{C}_5\text{H}_{10}\text{O}_2$	102.132	<-80	178	1.0524 ²⁰		13.48	2.1	1.774	0.100	75	1.5-9.7%	282	
1,2,3,4-Tetrahydronaphthalene	$\text{C}_{10}\text{H}_{12}$	132.202	-35.7	207.6	0.9645 ²⁵	2.14	2.771	≈ 0	1.645	0.05	71	1-5%	385	
Tetrahydropyran	$\text{C}_6\text{H}_{10}\text{O}$	86.132	-49.1	88	0.8814 ²⁰		5.66	1.74	1.82	9.54	-20			
Tetrahydrothiophene	$\text{C}_4\text{H}_8\text{S}$	88.172	-96.2	121.1	0.9987 ²⁰	0.973		1.90		2.45				
Tetramethylsilane	$\text{C}_4\text{H}_{12}\text{Si}$	88.224	-99.06	26.6	0.648 ¹⁹		1.921	0	2.313	94.2				
Tetramethylurea	$\text{C}_4\text{H}_{12}\text{N}_2\text{O}$	116.161	-0.6	176.5	0.9687 ²⁰		23.10	3.5		0.138	77			
Tetranitromethane	CN_4O_8	196.033	13.8	126.1	1.6380 ²⁰		2.317	0		1.13				0.005
Thionyl bromide	Br_2OS	207.873	-50	140			9.06			0.84				
Thionyl chloride	Cl_2OS	118.970	-101	75.6	1.631		8.675	1.45	1.017	16.0				1
Thiophene	$\text{C}_4\text{H}_4\text{S}$	84.140	-38.21	84.0	1.0649 ²⁰		2.739	0.55	1.471	10.6	-1			
Tin(IV) chloride	Cl_4Sn	260.521	-34.07	114.15	2.234			0	0.634					
Titanium(IV) chloride	Cl_4Ti	189.678	-24.12	136.45	1.73				0.766					
Toluene	C_7H_8	92.139	-94.95	110.63	0.8668 ²⁰	0.560	2.379	0.37	1.707	3.79	4	1-7%	480	50
Toluene-2,4-diisocyanate	$\text{C}_9\text{H}_6\text{N}_2\text{O}_2$	174.156	20.5	251	1.2244 ²⁰		8.433		1.653	0.003	127	0.9-9.5%		0.005
Tribromomethane	CHBr_3	252.731	8.69	149.1	2.8788 ²⁵	1.857	4.404	0.99	0.517	0.726	83			0.5
Tributylamine	$\text{C}_{12}\text{H}_{27}\text{N}$	185.349	-70	216.5	0.7770 ²⁰		2.340	0.8		0.01	63	1-5%		
Tributyl borate	$\text{C}_{12}\text{H}_{27}\text{BO}_3$	230.151	<-70	234	0.8567 ²⁰		2.23	0.77			93			
Tributyrin	$\text{C}_{15}\text{H}_{26}\text{O}_6$	302.363	-75	307.5	1.0350 ²⁰		5.72		1.837		180	>0.5%	407	
Trichloroacetaldehyde	$\text{C}_2\text{HCl}_3\text{O}$	147.387	-57.5	97.8	1.512 ²⁰		6.8		1.025	6.66				
1,2,4-Trichlorobenzene	$\text{C}_6\text{H}_3\text{Cl}_3$	181.447	16.92	213.5	1.459 ²⁵					0.057	105	2.5-6.6%	571	5
1,1,1-Trichloroethane	$\text{C}_2\text{H}_3\text{Cl}_3$	133.404	-30.01	74.09	1.3390 ²⁰	0.793	7.243	1.76	1.082	16.5	-1	8-13%	500	350
1,1,2-Trichloroethane	$\text{C}_2\text{H}_3\text{Cl}_3$	133.404	-36.3	113.8	1.4397 ²⁰		7.1937	1.4	1.131	3.1	32	6-28%	460	10
Trichloroethene	C_2HCl_3	131.388	-84.7	87.21	1.4642 ²⁰	0.545	3.390	0.8	0.947	9.91	32	8-11%	420	50
Trichloroethylsilane	$\text{C}_2\text{H}_3\text{Cl}_3\text{Si}$	163.506	-105.6	100.5	1.2373 ²⁰			2.04		6.29	22			
Trichlorofluoromethane	CCl_2F	137.368	-110.44	23.7	1.4879 ²⁰	0.421	3.00	0.46	0.885	106				1000
Trichloromethane	CHCl_3	119.378	-63.41	61.17	1.4788 ²⁵	0.537	4.8069	1.04	0.957	26.2				10
(Trichloromethyl)benzene	$\text{C}_7\text{H}_5\text{Cl}_3$	195.474	-4.42	221	1.3723 ²⁰		6.9	2.03		0.35	127		211	0.1
Trichloromethylsilane	$\text{CH}_3\text{Cl}_2\text{Si}$	149.480	-90	65.6	1.273 ²⁰			1.91	1.091	22.5	-9	7.6->20%	>404	
Trichloronitromethane	CCl_3NO_2	164.376	-64	112	1.6558 ²⁰		7.319			3.18				0.1
1,2,3-Trichloropropane	$\text{C}_3\text{H}_5\text{Cl}_3$	147.431	-14.7	157	1.3889 ²⁰		7.5		1.245	0.492	71	3.2-12.6%		10
Trichlorosilane	Cl_3HSi	135.452	-128.2	33	1.331	0.326		0.86			-50		104	
1,1,2-Trichloro-1,2,2-trifluoroethane	$\text{C}_2\text{Cl}_3\text{F}_3$	187.375	-36.22	47.7	1.5635 ²⁵	0.656	2.41		0.908	44.8				1000
Tri- <i>o</i> -cresyl phosphate	$\text{C}_{21}\text{H}_{21}\text{O}_4\text{P}$	368.363	11	410	1.1955 ²⁰		6.7	2.87	1.57	0.0000002	225		385	0.01
Tridecane	$\text{C}_{13}\text{H}_{28}$	184.361	-5.4	235.47	0.7564 ²⁰	1.724	2.0213	≈ 0	2.206	0.005	79			
1-Tridecene	$\text{C}_{13}\text{H}_{26}$	182.345	-13	232.8	0.7658 ²⁰	1.50	2.139	≈ 0	2.149	0.0047	79			
Triethanolamine	$\text{C}_6\text{H}_{15}\text{NO}_3$	149.188	20.5	335.4	1.1242 ²⁰	0.609	29.36	3.6	2.61	<0.01	179	1-10%		0.8
Triethylamine	$\text{C}_6\text{H}_{15}\text{N}$	101.190	-114.7	89	0.7275 ²⁰	0.347	2.418	0.66	2.173	7.70	-7	1-8%	249	1
Triethylene glycol	$\text{C}_8\text{H}_{18}\text{O}_4$	150.173	-7	285	1.1274 ¹⁵		23.69		2.18	0.0002	177	1-9%	371	
Triethylene glycol dimethyl ether	$\text{C}_8\text{H}_{18}\text{O}_4$	178.227	-45	216	0.986 ²⁰		7.62				111			
Triethyl phosphate	$\text{C}_6\text{H}_{15}\text{O}_4\text{P}$	182.154	-56.4	215.5	1.0695 ²⁰		13.20	3.1			115		454	
Trifluoroacetic acid	$\text{C}_2\text{HF}_3\text{O}_2$	114.023	-15.2	73	1.5351 ²⁵	0.808	8.42	2.28		15.1				
(Trifluoromethyl)benzene	C_7HF_3	146.110	-28.95	102.1	1.1884 ²⁰		9.22	2.86	1.289	5.14	12			

Name	Mol. form.	M_r	$t_m/^\circ\text{C}$	$t_b/^\circ\text{C}$	$\rho/\text{g mL}^{-1}$	$\eta/\text{mPa s}$	ϵ	μ/D	$c_p/\text{J g}^{-1}\text{K}^{-1}$	vp/kPa	FP/ $^\circ\text{C}$	Fl. lim.	IT/ $^\circ\text{C}$	TLV/ppm
1,2,3-Trimethylbenzene	C_9H_{12}	120.191	-25.4	176.12	0.8944 ²⁰		2.656	≈ 0	1.800	0.20	44	0.8-6.6%	470	25
1,2,4-Trimethylbenzene	C_9H_{12}	120.191	-43.77	169.38	0.8758 ²⁰		2.377	≈ 0	1.789	0.30	44	1-6%	500	25
1,3,5-Trimethylbenzene	C_9H_{12}	120.191	-44.72	164.74	0.8615 ²⁵		2.279	0	1.741	0.33	50	1-5%	559	25
Trimethyl borate	$\text{C}_3\text{H}_9\text{BO}_3$	103.912	-29.3	67.5	0.915 ²⁵		2.2762		1.828	17.2	-8			
Trimethylchlorosilane	$\text{C}_3\text{H}_9\text{ClSi}$	108.642	-40	60	0.856 ²⁵					30.7	-28		395	
2,2,4-Trimethylpentane	C_8H_{18}	114.229	-107.3	99.22	0.6878 ²⁵		1.943	≈ 0	2.093	6.50	-12		418	300
2,3,3-Trimethylpentane	C_8H_{18}	114.229	-100.9	114.8	0.7262 ²⁰		1.9780	≈ 0	2.150	3.60	<21		425	300
Trimethyl phosphate	$\text{C}_3\text{H}_9\text{O}_4\text{P}$	140.074	-46	197.2	1.2144 ²⁰		20.6	3.2		0.11	107			
2,4,6-Trimethylpyridine	$\text{C}_8\text{H}_{11}\text{N}$	121.180	-46	170.6	0.9166 ²²		7.807	2.05		4.1				
Trinitroglycerol	$\text{C}_3\text{H}_5\text{N}_3\text{O}_9$	227.087	13.5	exp 218	1.5931 ²⁰		19.25			0.00005			270	0.05
Undecane	$\text{C}_{11}\text{H}_{24}$	156.309	-25.5	195.9	0.7402 ²⁰	1.098	1.9972	≈ 0	2.207	0.05	69			
Vanadium(IV) chloride	Cl_4V	192.753	-25.7	148	1.816		3.05							
Vanadyl trichloride	Cl_3OV	173.299	-79	127	1.829		3.4							
Vinyl acetate	$\text{C}_4\text{H}_6\text{O}_2$	86.090	-93.2	72.8	0.9256 ²⁵			1.79	1.969	15.4	-8	2.6-13.4%	402	10
4-Vinylcyclohexene	C_8H_{12}	108.181	-108.9	128	0.8299 ²⁰					1.87	16		269	0.1
Water	H_2O	18.015	0.00	100.0	0.9970	0.890	80.100	1.8546	4.180	3.17				
<i>o</i> -Xylene	C_8H_{10}	106.165	-25.2	144.5	0.8802 ¹⁰	0.760	2.562	0.64	1.753	0.88	32	1-7%	463	100
<i>m</i> -Xylene	C_8H_{10}	106.165	-47.8	139.12	0.8596 ²⁵	0.581	2.359	≈ 0	1.724	1.13	27	1-7%	527	100
<i>p</i> -Xylene	C_8H_{10}	106.165	13.25	138.37	0.8566 ²⁵	0.603	2.2735	0	1.710	1.19	27	1-7%	528	100
2,4-Xylenol	$\text{C}_8\text{H}_{10}\text{O}$	122.164	24.5	210.98	0.9650 ²⁰		5.060	1.4		0.022				

DEPENDENCE OF BOILING POINT ON PRESSURE

The normal boiling point of a liquid is defined as the temperature at which the vapor pressure reaches standard atmospheric pressure, 101.325 kPa. The change in boiling point with pressure may be calculated from the representation of the vapor pressure by the Antoine Equation,

$$\ln p = A_1 - A_2/(T + A_3)$$

where p is the vapor pressure, T the absolute temperature, and A_1 , A_2 , and A_3 are constants. This table, which has been calculated using the Antoine constants in Reference 1, gives values of $\Delta t/\Delta p$ for a number of liquids, in units of both °C/kPa and °C/mmHg. The correction to the boiling point is generally accurate to 0.1 to 0.2 °C as long as the pressure is within 10% of standard atmospheric pressure.

A slightly less accurate estimate of $\Delta t/\Delta p$ may be obtained from the Clausius-Clapeyron equation, with the assumption that the

change in volume upon vaporization equals the ideal-gas volume of the vapor. This leads to the equation

$$\Delta t/\Delta p = RT_b^2/p_0 \Delta_{\text{vap}} H(T_b)$$

where R is the molar gas constant, p_0 is 101.325 kPa, T_b is the normal boiling point temperature (absolute), and $\Delta_{\text{vap}} H(T_b)$ is the molar enthalpy of vaporization at the normal boiling point. Values of the last quantity may be obtained from the table "Enthalpy of Vaporization" in Section 6.

Reference

1. Lide, D. R., and Kehiaian, H. V., *CRC Handbook of Thermophysical and Thermochemical Data*, CRC Press, Boca Raton, FL, 1994, pp. 49-59.

Compound	t_b °C	$\Delta t/\Delta p$	
		°C/kPa	°C/mmHg
Acetaldehyde	20.1	0.261	0.0348
Acetic acid	117.9	0.324	0.0432
Acetone	56.0	0.289	0.0385
Acetonitrile	81.6	0.316	0.0421
Ammonia	-33.33	0.198	0.0264
Aniline	184.1	0.378	0.0504
Anisole	153.7	0.367	0.0489
Benzaldehyde	179.0	0.392	0.0523
Benzene	80.0	0.321	0.0428
Bromine	58.8	0.300	0.0400
Butane	-0.5	0.267	0.0356
1-Butanol	117.7	0.278	0.0371
Carbon disulfide	46.2	0.304	0.0405
Chlorine	-34.04	0.224	0.0299
Chlorobenzene	131.7	0.365	0.0487
1-Chlorobutane	78.6	0.321	0.0428
Chloroethane	12.3	0.262	0.0349
Chloroethylene	-13.3	0.241	0.0321
Cyclohexane	80.7	0.328	0.0437
Cyclohexanol	160.8	0.344	0.0459
Cyclohexanone	155.4	0.382	0.0509
Decane	174.1	0.388	0.0517
Dibutyl ether	140.2	0.363	0.0484
Dichloromethane	39.6	0.276	0.0368
Diethyl ether	34.5	0.278	0.0371
Dimethyl sulfoxide	189.0	0.379	0.0505
1,4-Dioxane	101.5	0.321	0.0428
Dipropyl ether	90.0	0.326	0.0435
Ethanol	78.2	0.249	0.0332
Ethyl acetate	77.1	0.300	0.0400
Ethylene glycol	197.3	0.331	0.0441
Heptane	98.5	0.336	0.0448
Hexafluorobenzene	80.2	0.305	0.0407
Hexane	68.7	0.314	0.0419

Compound	t_b °C	$\Delta t/\Delta p$	
		°C/kPa	°C/mmHg
1-Hexanol	157.6	0.318	0.0424
Hydrogen fluoride	20.1	0.276	0.0368
Iodomethane	42.5	0.291	0.0388
Isobutane	-11.7	0.254	0.0339
Methanol	64.6	0.251	0.0335
Methyl acetate	56.8	0.282	0.0376
Methyl formate	31.7	0.582	0.0776
N-Methylaniline	196.2	0.396	0.0528
N-Methylformamide	199.5	0.371	0.0495
Nitrobenzene	210.8	0.418	0.0557
Nitromethane	101.1	0.320	0.0427
1-Octanol	195.1	0.360	0.0480
Pentane	36.0	0.289	0.0385
1-Pentanol	137.9	0.296	0.0395
Phenol	181.8	0.349	0.0465
Propane	-42.1	0.224	0.0299
1-Propanol	97.2	0.261	0.0348
2-Propanol	82.3	0.247	0.0329
Pyridine	115.2	0.340	0.0453
Pyrrrole	129.7	0.330	0.0440
Pyrrrolidine	86.5	0.309	0.0412
Styrene	145.1	0.369	0.0492
Sulfur dioxide	-10.05	0.221	0.0295
Tetrachloroethylene	121.3	0.354	0.0472
Tetrachloromethane	76.8	0.325	0.0433
Toluene	110.6	0.353	0.0471
Trichloroethylene	87.2	0.330	0.0440
Trichloromethane	61.1	0.302	0.0403
Trimethylamine	2.8	0.248	0.0331
Water	100.0	0.276	0.0368
<i>o</i> -Xylene	144.5	0.373	0.0497
<i>m</i> -Xylene	139.1	0.368	0.0491
<i>p</i> -Xylene	138.3	0.369	0.0492

EBULLIOSCOPIC CONSTANTS FOR CALCULATION OF BOILING POINT ELEVATION

The boiling point T_b of a dilute solution of a non-volatile, non-dissociating solute is elevated relative to that of the pure solvent. If the solution is ideal (i.e., follows Raoult's Law), the amount of elevation depends only on the number of particles of solute present. Hence the change in boiling point ΔT_b can be expressed as

$$\Delta T_b = E_b m_2$$

where m_2 is the molality (moles of solute per kilogram of solvent) and E_b is the Ebullioscopic Constant, a characteristic property of

the solvent. The Ebullioscopic Constant may be calculated from the relation

$$E_b = R T_b^2 M / \Delta_{\text{vap}} H$$

where R is the molar gas constant, T_b is the normal boiling point temperature (absolute) of the solvent, M the molar mass of the solvent, and $\Delta_{\text{vap}} H$ the molar enthalpy (heat) of vaporization of the solvent at its normal boiling point.

This table lists E_b values for some common solvents, as calculated from data in the table "Enthalpy of Vaporization" in Section 6.

Compound	$E_b/\text{K kg mol}^{-1}$
Acetic acid	3.22
Acetone	1.80
Acetonitrile	1.44
Aniline	3.82
Anisole	4.20
Benzaldehyde	4.24
Benzene	2.64
1-Butanol	2.17
Carbon disulfide	2.42
Chlorobenzene	4.36
1-Chlorobutane	3.13
Cyclohexane	2.92
Cyclohexanol	3.5
Decane	6.10
Dichloromethane	2.42
Diethyl ether	2.20
Dimethyl sulfoxide	3.22
1,4-Dioxane	3.01
Ethanol	1.23
Ethyl acetate	2.82
Ethylene glycol	2.26
Heptane	3.62

Compound	$E_b/\text{K kg mol}^{-1}$
Hexane	2.90
Iodomethane	4.31
Methanol	0.86
Methyl acetate	2.21
<i>N</i> -Methylaniline	4.3
<i>N</i> -Methylformamide	2.2
Nitrobenzene	5.2
Nitromethane	2.09
1-Octanol	5.06
Phenol	3.54
1-Propanol	1.66
2-Propanol	1.58
Pyridine	2.83
Pyrrrole	2.33
Pyrrrolidine	2.32
Tetrachloroethylene	6.18
Tetrachloromethane	5.26
Toluene	3.40
Trichloroethylene	4.52
Trichloromethane	3.80
Water	0.513
<i>o</i> -Xylene	4.25

CRYOSCOPIC CONSTANTS FOR CALCULATION OF FREEZING POINT DEPRESSION

The freezing point T_f of a dilute solution of a non-volatile, non-dissociating solute is depressed relative to that of the pure solvent. If the solution is ideal (i.e., follows Raoult's Law), this lowering is a function only of the number of particles of solute present. Thus the absolute value of the lowering of freezing point ΔT_f can be expressed as

$$\Delta T_f = E_f m_2$$

where m_2 is the molality (moles of solute per kilogram of solvent) and E_f is the Cryoscopic Constant, a characteristic property of the

solvent. The Cryoscopic Constant may be calculated from the relation

$$E_f = R T_b^2 M / \Delta_{\text{fus}} H$$

where R is the molar gas constant, T_b is the freezing point temperature (absolute) of the solvent, M the molar mass of the solvent, and $\Delta_{\text{fus}} H$ the molar enthalpy (heat) of fusion of the solvent.

This table lists cryoscopic constants for selected substances, as calculated from data in the table "Enthalpy of Fusion" in Section 6.

Compound	$E_f/\text{K kg mol}^{-1}$	Compound	$E_f/\text{K kg mol}^{-1}$
Acetamide	3.92	1,4-Dioxane	4.63
Acetic acid	3.63	Diphenylamine	8.38
Acetophenone	5.16	Ethylene glycol	3.11
Aniline	5.23	Formamide	4.25
Benzene	5.07	Formic acid	2.38
Benzonitrile	5.35	Glycerol	3.56
Benzophenone	8.58	Methylcyclohexane	2.60
(+)-Camphor	37.8	Naphthalene	7.45
1-Chloronaphthalene	7.68	Nitrobenzene	6.87
<i>o</i> -Cresol	5.92	Phenol	6.84
<i>m</i> -Cresol	7.76	Pyridine	4.26
<i>p</i> -Cresol	7.20	Quinoline	6.73
Cyclohexane	20.8	Succinonitrile	19.3
Cyclohexanol	42.2	1,1,2,2-Tetrabromoethane	21.4
<i>cis</i> -Decahydronaphthalene	6.42	1,1,2,2-Tetrachloro-1,2-difluoroethane	41.0
<i>trans</i> -Decahydronaphthalene	4.70	Toluene	3.55
Dibenzyl ether	6.17	<i>p</i> -Toluidine	4.91
<i>p</i> -Dichlorobenzene	7.57	Tribromomethane	15.0
Diethanolamine	3.16	Water	1.86
Dimethyl sulfoxide	3.85	<i>p</i> -Xylene	4.31

FREEZING POINT LOWERING BY ELECTROLYTES IN AQUEOUS SOLUTION

Reference

Forsythe, W. E., *Smithsonian Physical Tables, Ninth Edition*, Smithsonian Institution, Washington, 1956.

Compound	Lowering of freezing point of water (in °C) as function of molality (mol/kg)									
	0.05	0.10	0.25	0.50	0.75	1.00	1.50	2.00	2.50	3.00
CaCl ₂	0.25	0.49	1.27	2.66	4.28	6.35	10.78	15.27	20.42	28.08
CuSO ₄	0.13	0.23	0.47	0.96						
HCl	0.18	0.36	0.90	1.86	2.90	4.02	6.63	9.94		
HNO ₃	0.18	0.35	0.88	1.80	2.78	3.80	5.98	8.34	10.95	13.92
H ₂ SO ₄	0.20	0.39	0.96	1.95	3.04	4.28	7.35	11.35	16.32	
KBr	0.18	0.36	0.92	1.78						
KCl	0.17	0.35	0.86	1.68	2.49	3.29	4.88	6.50	8.14	9.77
KNO ₃	0.17	0.33	0.78	1.47	2.11	2.66				
K ₂ SO ₄	0.23	0.43	1.01	1.87						
LiCl	0.18	0.35	0.88	1.80	2.78					
MgSO ₄	0.13	0.24	0.55	1.01	1.50	2.08	3.41			
NH ₄ Cl	0.17	0.34	0.85	1.70	2.55					
NaCl	0.18	0.35	0.85	1.68	2.60					
NaNO ₃	0.18	0.36	0.80	1.62	2.63	3.10				

DETERMINATION OF RELATIVE HUMIDITY FROM DEW POINT

The relative humidity of a water vapor-air mixture is defined as 100 times the partial pressure of water divided by the saturation vapor pressure of water at the same temperature. The relative humidity may be determined from the dew point t_{dew} , which is the temperature at which liquid water first condenses when the

mixture is cooled from an initial temperature t . This table gives relative humidity as a function of the dew point depression $t - t_{\text{dew}}$ for several values of the dew point. Values are calculated from the vapor pressure table in Section 6.

$t - t_{\text{dew}}$	$t_{\text{dew}}/^{\circ}\text{C}$					$t - t_{\text{dew}}$	$t_{\text{dew}}/^{\circ}\text{C}$				
	-10	0	10	20	30		-10	0	10	20	30
0.0	100	100	100	100	100	8.2	54	56	59	61	63
0.2	99	99	99	99	99	8.4	53	56	58	60	63
0.4	97	97	97	98	98	8.6	52	55	57	60	62
0.6	95	96	96	96	97	8.8	51	54	57	59	61
0.9	94	94	95	95	96	9.0	51	53	56	58	61
1.0	92	93	94	94	94	9.2	50	53	55	58	60
1.2	91	92	92	93	93	9.4	49	52	55	57	59
1.4	90	90	91	92	92	9.6	48	51	54	56	59
1.6	88	89	90	91	91	9.8	48	51	53	56	58
1.8	87	88	89	90	90	10.0	47	50	53	55	57
2.0	86	87	88	88	89	10.5	45	48	51	54	56
2.2	84	85	86	87	89	11.0	44	47	49	52	55
2.4	83	84	85	86	87	11.5	42	45	48	51	53
2.6	82	83	84	85	86	12.0	41	44	47	49	52
2.8	80	82	83	84	85	12.5	39	42	45	48	50
3.0	79	81	82	83	84	13.0	38	41	44	46	49
3.2	78	80	81	82	83	13.5	37	40	43	45	48
3.4	77	79	80	81	82	14.0	35	38	41	44	47
3.6	76	77	79	80	82	14.5	34	37	40	43	45
3.8	75	76	78	79	81	15.0	33	36	39	42	44
4.0	73	75	77	78	80	15.5	32	35	38	40	
4.2	72	74	76	77	79	16.0	31	34	37	39	
4.4	71	73	75	77	78	16.5	30	33	36	38	
4.6	70	72	74	76	77	17.0	29	32	35	37	
4.8	69	71	73	75	76	17.5	28	31	34	36	
5.0	69	70	72	74	75	18.0	27	30	33	35	
5.2	67	69	71	73	75	18.5	26	29	32	34	
5.4	66	68	70	72	74	19.0	25	28	31	33	
5.6	65	67	69	71	73	19.5	24	27	30	33	
5.9	64	66	69	70	72	20.0	24	26	29	32	
6.0	63	66	68	70	71	21.0	22	25	27	30	
6.2	62	65	67	69	71	22.0	21	23	26	29	
6.4	61	64	66	68	70	23.0	19	22	24	27	
6.6	60	63	65	67	69	24.0	18	21	23	26	
6.8	60	62	64	66	68	25.0	17	19	22	24	
7.0	59	61	63	66	68	26.0	16	18	21	23	
7.2	58	60	63	65	67	27.0	15	17	20	22	
7.4	57	60	62	64	66	28.0	14	16	19	21	
7.6	56	59	61	63	65	29.0	13	15	18	20	
7.8	55	58	60	63	65	30.0	12	14	17	19	
8.0	54	57	60	62	64						

DETERMINATION OF RELATIVE HUMIDITY FROM WET AND DRY BULB TEMPERATURES

Relative humidity may be determined by comparing temperature readings of wet and dry bulb thermometers. The following table, extracted from more extensive U.S. National Weather Service tables, gives the relative humidity as a function of air temperature

t_d (dry bulb) and the difference $t_d - t_w$ between dry and wet bulb temperatures. The data assume a pressure near normal atmospheric pressure and an instrumental configuration with forced ventilation.

$t_d/^\circ\text{C}$	$(t_d - t_w)/^\circ\text{C}$											
	0.5	1.0	1.5	2.0	2.5	3.0	3.5	4.0	4.5	5.0	5.5	6.0
-10	83	67	51	35	19							
-8	86	71	57	43	29	15						
-6	88	74	61	49	37	25	8					
-4	89	77	66	55	44	33	23	12				
-2	90	79	69	60	50	40	31	22	12			
0	91	81	72	64	55	46	38	29	21	13	5	
2	91	84	76	68	60	52	44	37	29	22	14	7
4	92	85	78	71	63	57	49	43	36	29	22	16
6	93	86	79	73	66	60	54	48	41	35	29	24
8	93	87	81	75	69	63	57	51	46	40	35	29
10	94	88	82	77	71	66	60	55	50	44	39	34
12	94	89	83	78	73	68	63	58	53	48	43	39
14	95	90	85	79	75	70	65	60	56	51	47	42
16	95	90	85	81	76	71	67	63	58	54	50	46
18	95	91	86	82	77	73	69	65	61	57	53	49
20	96	91	87	83	78	74	70	66	63	59	55	51
22	96	92	87	83	80	76	72	68	64	61	57	54
24	96	92	88	84	80	77	73	69	66	62	59	56
26	96	92	88	85	81	78	74	71	67	64	61	58
28	96	93	89	85	82	78	75	72	69	65	62	59
30	96	93	89	86	83	79	76	73	70	67	64	61
35	97	94	90	87	84	81	78	75	72	69	67	64
40	97	94	91	88	85	82	80	77	74	72	69	67

$t_d/^\circ\text{C}$	$(t_d - t_w)/^\circ\text{C}$											
	6.5	7.0	7.5	8.0	8.5	9.0	10.0	11.0	12.0	13.0	14.0	15.0
4	9											
6	17	11	5									
8	24	19	14	8								
10	29	24	20	15	10	6						
12	34	29	25	21	16	12	5					
14	38	34	30	26	22	18	10					
16	42	38	34	30	26	23	15	8				
18	45	41	38	34	30	27	20	14	7			
20	48	44	41	37	34	31	24	18	12	6		
22	50	47	44	40	37	34	28	22	17	11	6	
24	53	49	46	43	40	37	31	26	20	15	10	5
26	54	51	49	46	43	40	34	29	24	19	14	10
28	56	53	51	48	45	42	37	32	27	22	18	13
30	58	55	52	50	47	44	39	35	30	25	21	17
32	60	57	54	51	49	46	41	37	32	28	24	20
34	61	58	56	53	51	48	43	39	35	30	26	23
36	62	59	57	54	52	50	45	41	37	33	29	25
38	63	61	58	56	54	51	47	43	39	35	31	27
40	64	62	59	57	54	53	48	44	40	36	33	29

CONSTANT HUMIDITY SOLUTIONS

Anthony Wexler

An excess of a water soluble salt in contact with its saturated solution and contained within an enclosed space produces a constant relative humidity and water vapor pressure according to

$$RH = A \exp(B/T)$$

where RH is the percent relative humidity (generally accurate to $\pm 2\%$), T is the temperature in kelvin, and the constants A and B and the range of valid temperatures are given in the table below. The vapor pressure, p , can be calculated from

$$p = (RH/100) \times p_0$$

where p_0 is the vapor pressure of pure water at temperature T as given in the table in Section 6 titled "Vapor Pressure of Water from 0 to 370°C".

References

1. Wexler, A. S. and Seinfeld, J. H., *Atmospheric Environment*, 25A, 2731, 1991.
2. Greenspan, L., *J. Res. National Bureau of Standards*, 81A, 89, 1977.
3. Broul, et al., *Solubility of Inorganic Two-Component Systems*, Elsevier, New York, 1981.
4. Wagman, D. D. et al., *J. Phys. Chem. Ref. Data*, Vol. 11, Suppl. 2, 1982.

Compound	Temperature range (°C)	RH (25°C)	A	B
NaOH · H ₂ O	15—60	6	5.48	27
LiBr · 2H ₂ O	10—30	6	0.23	996
ZnBr ₂ · 2H ₂ O	5—30	8	1.69	455
KOH · 2H ₂ O	5—30	9	0.014	1924
LiCl · H ₂ O	20—65	11	14.53	-75
CaBr ₂ · 6H ₂ O	11—22	16	0.17	1360
LiI · 3H ₂ O	15—65	18	0.15	1424
CaCl ₂ · 6H ₂ O	15—25	29	0.11	1653
MgCl ₂ · 6H ₂ O	5—45	33	29.26	34
NaI · 2H ₂ O	5—45	38	3.62	702
Ca(NO ₃) ₂ · 4H ₂ O	10—30	51	1.89	981
Mg(NO ₃) ₂ · 6H ₂ O	5—35	53	25.28	220
NaBr · 2H ₂ O	0—35	58	20.49	308
NH ₄ NO ₃	10—40	62	3.54	853
KI	5—30	69	29.35	254
SrCl ₂ · 6H ₂ O	5—30	71	31.58	241
NaNO ₃	10—40	74	26.94	302
NaCl	10—40	75	69.20	25
NH ₄ Cl	10—40	79	35.67	235
KBr	5—25	81	40.98	203
(NH ₄) ₂ SO ₄	10—40	81	62.06	79
KCl	5—25	84	49.38	159
Sr(NO ₃) ₂ · 4H ₂ O	5—25	85	28.34	328
BaCl ₂ · 2H ₂ O	5—25	90	69.99	75
CsI	5—25	91	70.77	75
KNO ₃	0—50	92	43.22	225
K ₂ SO ₄	10—50	97	86.75	34

STANDARD SALT SOLUTIONS FOR HUMIDITY CALIBRATION

Saturated aqueous solutions of inorganic salts are convenient secondary standards for calibration of instruments for measurement of relative humidity. The International Union of Pure and Applied Chemistry has recommended salt solutions for calibrations in the range of 10% to 90% relative humidity, and the American Society for Testing and Materials has published similar standards. The data in this table are taken from the IUPAC recommendations, except for K_2CO_3 and K_2SO_4 , which are ASTM recommendations.

Details on the preparation and use of these standards may be found in References 1 and 2. Data for other salts are given in Reference 3.

References

1. Marsh, K. N., Editor, *Recommended Reference Materials for the Realization of Physicochemical Properties*, Blackwell Scientific Publications, Oxford, 1987, pp.157-162.
2. *Standard Practice for Maintaining Constant Relative Humidity by Means of Aqueous Solutions*, ASTM Standard E 104-85, Reapproved 1991.
3. Greenspan, L., *J. Res. Nat. Bur. Stand.*, 81A, 89, 1977.

$t/^\circ C$	Relative Humidity in %						
	LiCl	MgCl ₂	K ₂ CO ₃	Mg(NO ₃) ₂	NaCl	KCl	K ₂ SO ₄
0		33.66 ± 0.33	43.1 ± 0.7	60.35 ± 0.55	75.51 ± 0.34	88.61 ± 0.53	98.8 ± 2.1
5		33.60 ± 0.28	43.1 ± 0.5	58.86 ± 0.43	75.65 ± 0.27	87.67 ± 0.45	98.5 ± 0.9
10		33.47 ± 0.24	43.1 ± 0.4	57.36 ± 0.33	75.67 ± 0.22	86.77 ± 0.39	98.2 ± 0.8
15		33.30 ± 0.21	43.2 ± 0.3	55.87 ± 0.27	75.61 ± 0.18	85.92 ± 0.33	97.9 ± 0.6
20	11.31 ± 0.31	33.07 ± 0.18	43.2 ± 0.3	54.38 ± 0.23	75.47 ± 0.14	85.11 ± 0.29	97.6 ± 0.5
25	11.30 ± 0.27	32.78 ± 0.16	43.2 ± 0.4	52.89 ± 0.22	75.29 ± 0.12	84.34 ± 0.26	97.3 ± 0.5
30	11.28 ± 0.24	32.44 ± 0.14	43.2 ± 0.5	51.40 ± 0.24	75.09 ± 0.11	83.62 ± 0.25	97.0 ± 0.4
35	11.25 ± 0.22	32.05 ± 0.13		49.91 ± 0.29	74.87 ± 0.12	82.95 ± 0.25	96.7 ± 0.4
40	11.21 ± 0.21	31.60 ± 0.13		48.42 ± 0.37		82.32 ± 0.25	96.4 ± 0.4
45	11.16 ± 0.21	31.10 ± 0.13		46.93 ± 0.47		81.74 ± 0.28	96.1 ± 0.4
50	11.10 ± 0.22	30.54 ± 0.14		45.44 ± 0.60		81.20 ± 0.31	95.8 ± 0.5
55	11.03 ± 0.23	29.93 ± 0.16				80.70 ± 0.35	
60	10.95 ± 0.26	29.26 ± 0.18				80.25 ± 0.41	
65	10.86 ± 0.29	28.54 ± 0.21				79.85 ± 0.48	
70	10.75 ± 0.33	27.77 ± 0.25				79.49 ± 0.57	
75	10.64 ± 0.38	26.94 ± 0.29				79.17 ± 0.66	
80	10.51 ± 0.44	26.05 ± 0.34				78.90 ± 0.77	

LOW TEMPERATURE BATHS FOR MAINTAINING CONSTANT TEMPERATURE

A liquid-solid slurry is a convenient means of maintaining a constant temperature environment below room temperature. The following is a list of readily available organic liquids suitable for

this purpose, arranged in order of their melting (freezing) points t_m . The normal boiling points t_b are also given.

Compound	$t_m/^\circ\text{C}$	$t_b/^\circ\text{C}$
Isopentane (2-Methylbutane)	-159.9	27.8
Methylcyclopentane	-142.5	71.8
3-Chloropropene (Allyl chloride)	-134.5	45.1
Pentane	-129.7	36.0
Allyl alcohol	-129	97.0
Ethanol	-114.1	78.2
Carbon disulfide	-111.5	46
Isobutyl alcohol	-108	107.8
Toluene	-94.9	110.6
Acetone	-94.8	56.0
Ethyl acetate	-83.6	77.1
Dry ice + acetone	-78	
<i>p</i> -Cymene	-68.9	177.1
Trichloromethane (Chloroform)	-63.6	61.1
<i>N</i> -Methylaniline	-57	196.2
Chlorobenzene	-45.2	131.7
Anisole	-37.5	153.7
Bromobenzene	-30.6	156.0
Tetrachloromethane (Carbon tetrachloride)	-23	76.8
Benzonitrile	-12.7	191.1

WIRE TABLES

The resistance per unit length of wires of various metals is tabulated here. Values were calculated from resistivity values in the tables "Electrical Resistivity of Pure Metals" and "Electrical Resistivity of Selected Alloys", which appear in Section 12. In prac-

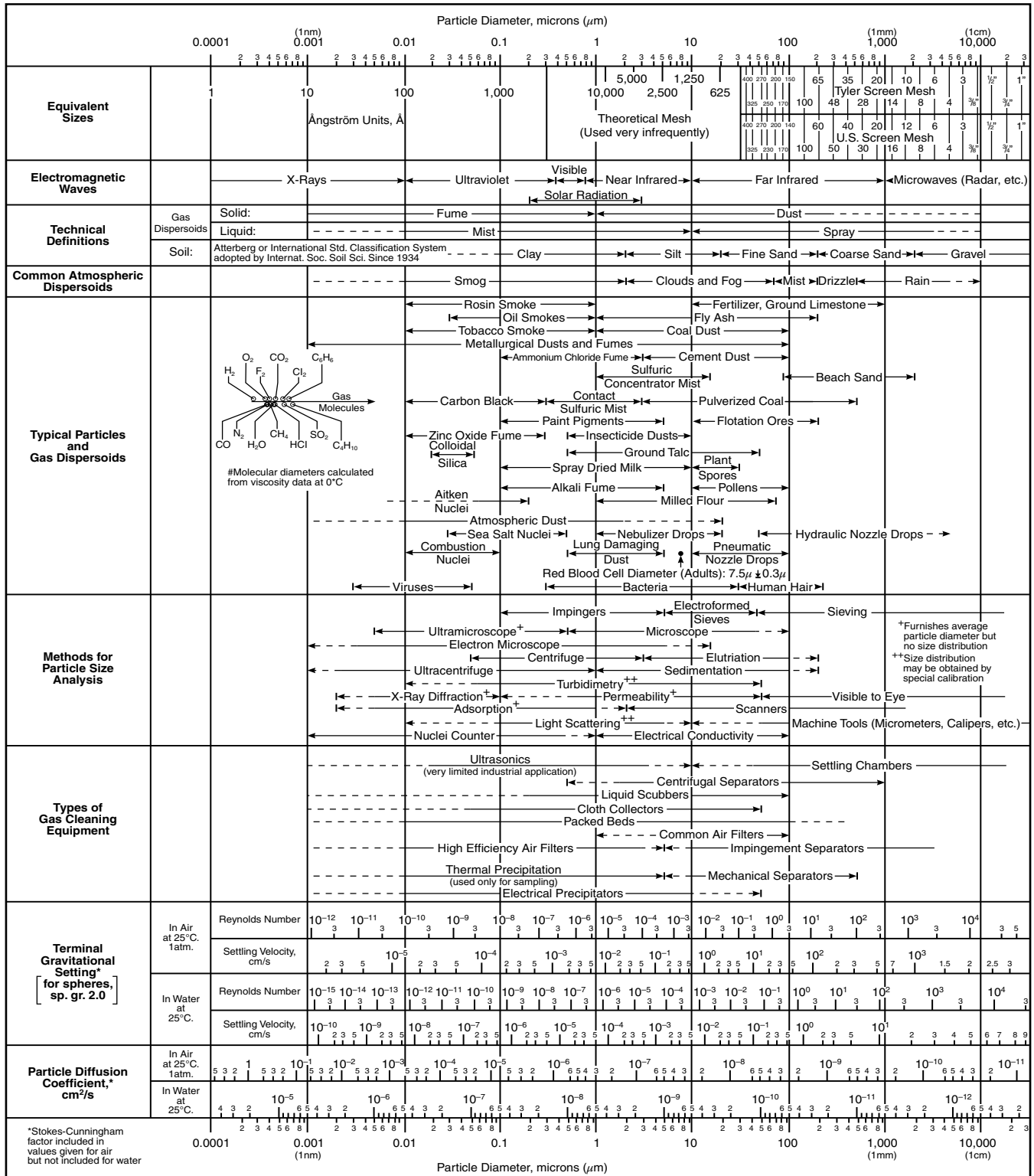
tice, resistance may vary because of differing heat treatments and metal composition. The values in the table refer to 20°C, but values at other temperatures may be calculated from the following resistivity data:

Metal	Resistivity in $10^{-8} \Omega \text{ m}$ at temperature			
	0°C	20°C	25°C	100°C
Aluminum	2.417	2.650	2.709	3.56
Brass (70% Cu, 30% Zn)	5.87	6.08	6.13	6.91
Constantan (60% Cu, 40% Ni)	45.43	45.38	45.35	45.11
Copper	1.543	1.678	1.712	2.22
Nichrome (79% Ni, 21% Cr)	107.3	107.5	107.6	108.3
Platinum	9.6	10.5	10.7	13.6
Silver	1.467	1.587	1.617	2.07
Tungsten	4.82	5.28	5.39	7.18

Resistance per unit length at 20°C in Ω/m

B & S Gauge	Diameter (mm)	Aluminum	Brass	Constantan	Copper	Nichrome	Platinum	Silver	Tungsten
0	8.252	0.000495	0.00114	0.00848	0.000314	0.0201	0.00196	0.000297	0.00099
2	6.543	0.000788	0.00181	0.0135	0.000499	0.0320	0.00312	0.000472	0.00157
4	5.189	0.00125	0.00287	0.0214	0.000793	0.0508	0.00496	0.000750	0.00250
6	4.115	0.00199	0.00457	0.0341	0.00126	0.0808	0.00789	0.00119	0.00397
8	3.264	0.00317	0.00727	0.0542	0.00200	0.128	0.0125	0.00190	0.00631
10	2.588	0.00504	0.0115	0.0863	0.00319	0.204	0.0200	0.00302	0.0100
12	2.053	0.00800	0.0184	0.137	0.00507	0.325	0.0317	0.00479	0.0159
14	1.628	0.0127	0.0292	0.218	0.00806	0.516	0.0504	0.00762	0.0254
16	1.291	0.0202	0.0464	0.347	0.0128	0.821	0.0802	0.0121	0.0403
18	1.024	0.0322	0.0738	0.551	0.0204	1.30	0.127	0.0193	0.0641
20	0.8118	0.0512	0.117	0.877	0.0324	2.08	0.203	0.0307	0.102
22	0.6439	0.0814	0.187	1.39	0.0515	3.30	0.322	0.0487	0.162
24	0.5105	0.129	0.297	2.22	0.0820	5.25	0.513	0.0775	0.258
26	0.4049	0.206	0.472	3.52	0.130	8.35	0.815	0.123	0.410
28	0.3211	0.327	0.751	5.60	0.207	13.3	1.30	0.196	0.652
30	0.2548	0.520	1.19	8.90	0.329	21.1	2.06	0.311	1.03
32	0.2019	0.828	1.90	14.2	0.524	33.6	3.28	0.496	1.65
34	0.1601	1.32	3.02	22.5	0.833	53.4	5.22	0.788	2.62
36	0.1270	2.09	4.80	35.8	1.32	84.9	8.29	1.25	4.17
38	0.1007	3.33	7.63	57.0	2.11	135	13.2	1.99	6.63
40	0.07988	5.29	12.1	90.5	3.35	214	20.9	3.17	10.5

CHARACTERISTICS OF PARTICLES AND PARTICLE DISPERSOIDS



C.E. Lapple, Stanford Research Institute Journal, Vol. 5, p.95 (Third Quarter, 1961)

DENSITY OF VARIOUS SOLIDS

This table gives the range of density for miscellaneous solid materials whose characteristics depend on the source or method of preparation.

2. Kaye, G. W. C., and Laby, T. H., *Tables of Physical and Chemical Constants, 16th Edition*, Longman, London, 1995.
3. Brandrup, J., and Immergut, E. H., *Polymer Handbook, Third Edition*, John Wiley & Sons, New York, 1989.

References

1. Forsythe, W. E., *Smithsonian Physical Tables, Ninth Edition*, Smithsonian Institution, Washington, D.C., 1956.

Material	$\rho / \text{g cm}^{-3}$	Material	$\rho / \text{g cm}^{-3}$	Material	$\rho / \text{g cm}^{-3}$
Agate	2.5-2.7	Pyrex	2.23	Solder	8.7-9.4
Alabaster,		Granite	2.64-2.76	Starch	1.53
carbonate	2.69-2.78	Graphite	2.30-2.72	Steel, stainless	7.8
sulfate	2.26-2.32	Gum arabic	1.3-1.4	Sugar	1.59
Albite	2.62-2.65	Gypsum	2.31-2.33	Talc	2.7-2.8
Amber	1.06-1.11	Hematite	4.9-5.3	Tallow, beef	0.94
Amphiboles	2.9-3.2	Hornblende	3.0	Tar	1.02
Anorthite	2.74-2.76	Ice	0.917	Topaz	3.5-3.6
Asbestos	2.0-2.8	Iron, cast	7.0-7.4	Tourmaline	3.0-3.2
Asbestos slate	1.8	Ivory	1.83-1.92	Tungsten carbide	14.0-15.0
Asphalt	1.1-1.5	Kaolin	2.6	Wax, sealing	1.8
Basalt	2.4-3.1	Leather, dry	0.86	Wood (seasoned)	
Beeswax	0.96-0.97	Lime, slaked	1.3-1.4	alder	0.42-0.68
Beryl	2.69-2.70	Limestone	2.68-2.76	apple	0.66-0.84
Biotite	2.7-3.1	Linoleum	1.18	ash	0.65-0.85
Bone	1.7-2.0	Magnetite	4.9-5.2	balsa	0.11-0.14
Brasses	8.44-8.75	Malachite	3.7-4.1	bamboo	0.31-0.40
Brick	1.4-2.2	Marble	2.6-2.84	basswood	0.32-0.59
Bronzes	8.74-8.89	Meerschaum	0.99-1.28	beech	0.70-0.90
Butter	0.86-0.87	Mica	2.6-3.2	birch	0.51-0.77
Calamine	4.1-4.5	Muscovite	2.76-3.00	blue gum	1.00
Calcspars	2.6-2.8	Ochre	3.5	box	0.95-1.16
Camphor	0.99	Opal	2.2	butternut	0.38
Cardboard	0.69	Paper	0.7-1.15	cedar	0.49-0.57
Celluloid	1.4	Paraffin	0.87-0.91	cherry	0.70-0.90
Cement, set	2.7-3.0	Peat blocks	0.84	dogwood	0.76
Chalk	1.9-2.8	Pitch	1.07	ebony	1.11-1.33
Charcoal,		Polyamides	1.15-1.25	elm	0.54-0.60
oak	0.57	Polyethylene	0.92-0.97	hickory	0.60-0.93
pine	0.28-0.44	Poly(methyl methacrylate)	1.19	holly	0.76
Cinnabar	8.12	Polypropylene	0.91-0.94	juniper	0.56
Clay	1.8-2.6	Polystyrene	1.06-1.12	larch	0.50-0.56
Coal,		Polytetrafluoroethylene	2.28-2.30	locust	0.67-0.71
anthracite	1.4-1.8	Poly(vinyl acetate)	1.19	logwood	0.91
bituminous	1.2-1.5	Poly(vinyl chloride)	1.39-1.42	mahogany	0.66-0.85
Coke	1.0-1.7	Porcelain	2.3-2.5	maple	0.62-0.75
Copal	1.04-1.14	Porphyry	2.6-2.9	oak	0.60-0.90
Cork	0.22-0.26	Pyrite	4.95-5.10	pear	0.61-0.73
Corundum	3.9-4.0	Quartz (α)	2.65	pine, pitch	0.83-0.85
Diamond	3.51	Resin	1.07	white	0.35-0.50
Dolomite	2.84	Rock salt	2.18	yellow	0.37-0.60
Ebonite	1.15	Rubber,		plum	0.66-0.78
Emery	4.0	hard	1.19	poplar	0.35-0.50
Epidote	3.25-3.50	soft	1.1	satinwood	0.95
Feldspar	2.55-2.75	pure gum	0.91-0.93	spruce	0.48-0.70
Flint	2.63	Neoprene	1.23-1.25	sycamore	0.40-0.60
Fluorite	3.18	Sandstone	2.14-2.36	teak, Indian	0.66-0.98
Galena	7.3-7.6	Serpentine	2.50-2.65	walnut	0.64-0.70
Garnet	3.15-4.3	Silica, fused,	2.21	water gum	1.00
Gelatin	1.27	Silicon carbide	3.16	willow	0.40-0.60
Glass,		Slag	2.0-3.9	Wood's metal	9.70
common	2.4-2.8	Slate	2.6-3.3		
lead	3-4	Soapstone	2.6-2.8		

DIELECTRIC STRENGTH OF INSULATING MATERIALS

L. I. Berger

The loss of the dielectric properties by a sample of a gaseous, liquid, or solid insulator as a result of application to the sample of an electric field* greater than a certain critical magnitude is called *dielectric breakdown*. The critical magnitude of electric field at which the breakdown of a material takes place is called the *dielectric strength* of the material (or *breakdown voltage*). The dielectric strength of a material depends on the specimen thickness (as a rule, thin films have greater dielectric strength than that of thicker samples of a material), the electrode shape**, the rate of the applied voltage increase, the shape of the voltage vs. time curve, and the medium surrounding the sample, e.g., air or other gas (or a liquid — for solid materials only).

Breakdown in Gases

The current carriers in gases are free electrons and ions generated by external radiation. The equilibrium concentration of these particles at normal pressure is about 10^3 cm^{-3} , and hence the electrical conductivity is very small, of the order of $10^{-16} - 10^{-15} \text{ S/cm}$. But in a strong electric field, these particles acquire kinetic energy along their free path, large enough to ionize the gas molecules. The new charged particles ionize more molecules; this avalanche-like process leads to formation between the electrodes of channels of conducting plasma (streamers), and the electrical resistance of the space between the electrodes decreases virtually to zero.

Because the dielectric strength (breakdown voltage) of gases strongly depends on the electrode geometry and surface condition and the gas pressure, it is generally accepted to present the data for a particular gas as a fraction of the dielectric strength of either nitrogen or sulfur hexafluoride measured at the same conditions. In Table 1, the data are presented in comparison with the dielectric strength of nitrogen, which is considered equal to 1.00. For convenience to the reader, a few average magnitudes of the dielectric strength of some gases are expressed in kilovolts per millimeter. The data in the table relate to the standard conditions, unless indicated otherwise.

Breakdown in Liquids

If a liquid is pure, the breakdown mechanism in it is similar to that in gases. If a liquid contains liquid impurities in the form of small drops with greater dielectric constant than that of the main liquid, the breakdown is the result of formation of ellipsoids from these drops by the electric field. In a strong enough electric field, these ellipsoids merge and form a high-conductivity channel between the electrodes. The current increases the temperature in the channel, liquid boils, and the current along the steam canal leads to breakdown. Formation of a conductive channel (bridge) between

the electrodes is observed also in liquids with solid impurities. If a liquid contains gas impurities in the form of small bubbles, breakdown is the result of heating of the liquid in strong electric fields. In the locations with the highest current density, the liquid boils, the size of the gas bubbles increases, they merge and form gaseous channels between the electrodes, and the breakdown medium is again the gas plasma.

Breakdown in Solids

It is known that the current in solid insulators does not obey Ohm's law in strong electric fields. The current density increases almost exponentially with the electric field, and at a certain field magnitude it jumps to very high magnitudes at which a specimen of a material is destroyed. The two known kinds of electric breakdown are thermal and electrical breakdowns. The former is the result of material heating by the electric current. Destruction of a sample of a material happens when, at a certain voltage, the amount of heat produced by the current exceeds the heat release through the sample surface; the breakdown voltage in this case is proportional to the square root of the ratio of the thermal conductivity and electrical conductivity of the material. A semi-empirical expression for dependence of the breakdown voltage, V_b , on the physical properties and geometry of a sample of a solid material for the one-dimensional case is

$$V_b = [A\rho\kappa / a\phi(d)]^{1/2}$$

where A is a numerical constant related to the system of units used, ρ and κ are the volume resistivity and thermal conductivity of the sample material, a is a constant related to the chemical bond nature and crystal structure of the sample material, and $\phi(d)$ is a function of the sample geometry, first of all, thickness, d (see, e.g., Ref. R6). In the majority of materials, $\phi(d)$ increases with d , hence, the magnitude of V_b is greater in the thinner samples of a particular material.

The electrical breakdown results from the tunneling of the charge carriers from electrodes or from the valence band or from the impurity levels into the conduction band, or by the impact ionization. The tunnel effect breakdown happens mainly in thin layers, e.g., in thin p-n junctions. Otherwise, the impact ionization mechanism dominates. For this mechanism, the dielectric strength of an insulator can be estimated using Boltzmann's kinetic equation for electrons in a crystal.

In the following tables, the dielectric strength values are for room temperature and normal atmospheric pressure, unless indicated otherwise.

* The unit of electric field in the SI system is newton per coulomb or volt per meter.

** For example, the U.S. standard ASTM D149 is based on use of symmetrical electrodes, while per U.K. standard BS2918 one electrode is a plane and the other is a rod with the axis normal to the plane.

TABLE 1. Dielectric Strength of Gases

Material	Dielectric* strength	Ref.	Material	Dielectric* strength	Ref.
Nitrogen, N ₂	1.00		Trichlorofluoromethane, CCl ₃ F	3.50	1
Hydrogen, H ₂	0.50	1,2		4.53	2
Helium, He	0.15	1	Trichloromethane, CHCl ₃	4.2	1
Oxygen, O ₂	0.92	2		4.39	2
Air	0.97	6	Methylamine, CH ₃ NH ₂	0.81	1
Air (flat electrodes), kV/mm	3.0	3	Difluoromethane, CH ₂ F ₂	0.79	2
Air, kV/mm	0.4-0.7	4	Trifluoromethane, CHF ₃	0.71	2
Air, kV/mm	1.40	5	Bromochlorodifluoromethane, CF ₂ ClBr	3.84	2
Neon, Ne	0.25	1	Chlorodifluoromethane, CHClF ₂	1.40	1
	0.16	2		1.11	2
Argon, Ar	0.18	2	Dichlorofluoromethane, CHCl ₂ F	1.33	1
Chlorine, Cl ₂	1.55	1		2.61	2
Carbon monoxide, CO	1.02	1	Chlorofluoromethane, CH ₂ ClF	1.03	1
	1.05	2	Hexafluoroethane, C ₂ F ₆	1.82	1
Carbon dioxide, CO ₂	0.88	1		2.55	2
	0.82	2	Ethyne (Acetylene), C ₂ H ₂	1.10	1
	0.84	6		1.11	2
Nitrous oxide, N ₂ O	1.24	2	Chloropentafluoroethane, C ₂ ClF ₅	2.3	1
Sulfur dioxide, SO ₂	2.63	2		3.0	6
	2.68	6	Dichlorotetrafluoroethane, C ₂ Cl ₂ F ₄	2.52	1
Sulfur monochloride, S ₂ Cl ₂	1.02	1	Chlorotrifluoroethylene, C ₂ ClF ₃	1.82	2
(at 12.5 Torr)			1,1,1-Trichloro-2,2,2-trifluoroethane	6.55	2
Thionyl fluoride, SOF ₂	2.50	1	1,1,2-Trichloro-1,2,2-trifluoroethane	6.05	2
Sulfur hexafluoride, SF ₆	2.50	1	Chloroethane, C ₂ H ₅ Cl	1.00	1
	2.63	2	1,1-Dichloroethane	2.66	2
Sulfur hexafluoride, SF ₆ , kV/mm	8.50	7	Trifluoroacetonitrile, CF ₃ CN	3.5	1
	9.8	8	Acetonitrile, CH ₃ CN	2.11	2
Perchloryl fluoride, ClO ₃ F	2.73	1	Dimethylamine, (CH ₃) ₂ NH	1.04	1
Tetrachloromethane, CCl ₄	6.33	1	Ethylamine, C ₂ H ₅ NH ₂	1.01	1
	6.21	2	Ethylene oxide (oxirane), CH ₃ CHO	1.01	1
Tetrafluoromethane, CF ₄	1.01	1	Perfluoropropene, C ₃ F ₆	2.55	2
Methane, CH ₄	1.00	1	Octafluoropropane, C ₃ F ₈	2.19	1
	1.13	2		2.47	2
Bromotrifluoromethane, CF ₃ Br	1.35	1	3,3,3-Trifluoro-1-propene, CH ₂ CHCF ₃	2.11	2
	1.97	2	Pentafluoroisocynoethane, C ₂ F ₅ NC	4.5	1
Bromomethane, CH ₃ Br	0.71	2	1,1,1,4,4,4-Hexafluoro-2-butyne, CF ₃ CCCCF ₃	5.84	2
Chloromethane, CH ₃ Cl	1.29	2	Octafluorocyclobutane, C ₄ F ₈	3.34	2
Iodomethane, CH ₃ I	3.02	2	1,1,1,2,3,4,4,4-Octafluoro-2-butene	2.8	1
Iodomethane, CH ₃ I, at 370 Torr	2.20	7	Decafluorobutane, C ₄ F ₁₀	3.08	1
Dichloromethane, CH ₂ Cl ₂	1.92	2	Perfluorobutanenitrile, C ₃ F ₇ CN	5.5	1
Dichlorodifluoromethane, CCl ₂ F ₂	2.42	1	Perfluoro-2-methyl-1,3-butadiene, C ₅ F ₈	5.5	1
	2.63	2,6	Hexafluorobenzene, C ₆ F ₆	2.11	2
Chlorotrifluoromethane, CClF ₃	1.43	1	Perfluorocyclohexane, C ₆ F ₁₂ , (saturated vapor)	6.18	2
	1.53	2			

* Relative to nitrogen, unless units of kV/mm are indicated.

TABLE 2. Dielectric Strength of Liquids

Material	Dielectric strength kV/mm	Ref.	Material	Dielectric strength kV/mm	Ref.
Helium, He, liquid, 4.2 K	10	9		20.4	15
Static	10	11		179	17,18
Dynamic	5	11	Ethylbenzene, C ₈ H ₁₀	226	17,18
	23	12	Propylbenzene, C ₉ H ₁₂	250	17,18
Nitrogen, N ₂ , liquid, 77K			Isopropylbenzene, C ₉ H ₁₂	238	17,18
Coaxial cylinder electrodes	20	10	Decane, C ₁₀ H ₂₂	192	17,18
Sphere to plane electrodes	60	10	Synthetic Paraffin Mixture		
Water, H ₂ O, distilled	65-70	13	Synfluid 2cSt PAO	29.5	37
Carbon tetrachloride, CCl ₄	5.5	14	Butylbenzene, C ₁₀ H ₁₄	275	17,18
	16.0	15	Isobutylbenzene, C ₁₀ H ₁₄	222	17,18
Hexane, C ₆ H ₁₄	42.0	16	Silicone oils—polydimethylsiloxanes, (CH ₃) ₃ Si-O-[Si(CH ₃) ₂] _x -O-Si(CH ₃) ₃		
Two 2.54 cm diameter spherical electrodes, 50.8 μm space	156	17,18	Polydimethylsiloxane silicone fluid	15.4	20
Cyclohexane, C ₆ H ₁₂	42-48	16	Dimethyl silicone	24.0	21,22
2-Methylpentane, C ₆ H ₁₄	149	17,18	Phenylmethyl silicone	23.2	22
2,2-Dimethylbutane, C ₆ H ₁₄	133	17,18	Silicone oil, Basilone M50	10-15	23
2,3-Dimethylbutane, C ₆ H ₁₄	138	17,18	Mineral insulating oils	11.8	6
Benzene, C ₆ H ₆	163	17,18	Polybutene oil for capacitors	13.8	6
Chlorobenzene, C ₆ H ₅ Cl	7.1	14	Transformer dielectric liquid	28-30	6
	18.8	15	Isopropylbiphenyl capacitor oil	23.6	6
2,2,4-Trimethylpentane, C ₈ H ₁₈	140	17,18	Transformer oil	110.7	24
Phenylxylylethane	23.6	19	Transformer oil Agip ITE 360	9-12.6	23
Heptane, C ₇ H ₁₆	166	17,18	Perfluorinated hydrocarbons		
2,4-Dimethylpentane, C ₇ H ₁₆	133	17,18	Fluorinert FC 6001	8.0	23
Toluene, C ₆ H ₅ CH ₃	199	17,18	Fluorinert FC 77	10.7	23
	46	16	Perfluorinated polyethers		
	12.0	14	Galden XAD (Mol. wt. 800)	10.5	23
	20.4	15	Galden D40 (Mol. wt. 2000)	10.2	23
Octane, C ₈ H ₁₈	16.6	14	Castor oil	65	25

TABLE 3. Dielectric Strength of Solids

Material	Dielectric strength kV/mm	Ref	Material	Dielectric strength kV/mm	Ref
Sodium chloride, NaCl, crystalline	150	26	Phlogopite, amber, natural	118	6
Potassium bromide, KBr, crystalline	80	26	Fluorophlogopite, synthetic	118	6
Ceramics			Glass-bonded mica	14.0-15.7	6
Alumina (99.9% Al ₂ O ₃)	13.4	6,27a	Thermoplastic Polymers		
Aluminum silicate, Al ₂ SiO ₅	5.9	6	Polypropylene	23.6	6
Berillia (99% BeO)	13.8	6,27b	Amide polymer nylon 6/6, dry	23.6	6
Boron nitride, BN	37.4	6	Polyamide-imide copolymer	22.8	6
Cordierite, Mg ₂ Al ₄ Si ₅ O ₁₈	7.9	6,27c	Modified polyphenylene oxide	21.7	6
Forsterite, Mg ₂ SiO ₄	9.8	28	Polystyrene	19.7	6
Porcelain	35-160	26	Polymethyl methacrylate	19.7	6
Steatite, Mg ₃ Si ₄ O ₁₁ •H ₂ O	9.1-15.4	6	Polyetherimide	18.9	6
Titanates of Mg, Ca, Sr, Ba, and Pb	20-120	3	Amide polymer nylon 11(dry)	16.7	6
Barium titanate, glass bonded	>30	36	Polysulfone	16.7	6
Zirconia, ZrO ₂	11.4	29	Styrene-acrylonitrile copolymer	16.7	6
Glasses			Acrylonitrile-butadiene-styrene	16.7	6
Fused silica, SiO ₂	470-670	26	Polyethersulfone	15.7	6
Alkali-silicate glass	200	26	Polybutylene terephthalate	15.7	6
Standard window glass	9.8-13.8	28	Polystyrene-butadiene copolymer	15.7	6
Micas			Acetal homopolymer	15.0	6
Muscovite, ruby, natural	118	6	Acetal copolymer	15.0	6
			Polyphenylene sulfide	15.0	6

Material	Dielectric strength kV/mm	Ref	Material	Dielectric strength kV/mm	Ref
Polycarbonate	15.0	6	Rigid, two-part	70.9	6
Acetal homopolymer resin (molding resin)	15.0	6	Semiflexible high-bond thixotropic	78.7	6
Acetal copolymer resin	15.0	6	Rigid high-bond high-flash freon-resistant	68.9	6
Thermosetting Molding Compounds			Baking type epoxy varnish		
Glass-filled allyl (Type GDI-30 per MIL-M-14G)	15.7	6	Solventless, rigid, low viscosity, one-part	90.6	6
Glass-filled epoxy, electrical grade	15.4	6	Solventless, semiflexible, one-part	82.7	6
Glass-filled phenolic (Type GPI-100 per MIL-M-14G)	15.0	6	Solventless, semirigid, chemical resistant, low dielectric constant	106.3	6
Glass-filled alkyd/polyester (Type MAI-60 per MIL-M-14G)	14.8	6	Solvable, for hermetic electric motors	181.1	6
Glass-filled melamine (Type MMI-30 per MIL-M-14G)	13.4	6	Polyurethane coating		
Extrusion Compounds for High-Temperature Insulation			Clear conformal, fast cure		
Polytetrafluoroethylene	19.7	6	Standard conditions	78.7	6
Perfluoroalkoxy polymer	21.7	6	Immersion conditions	47.2	6
Fluorinated ethylene-propylene copolymer	19.7	6	Insulating Films and Tapes		
Ethylene-tetrafluoroethylene copolymer	15.7	6	Low-density polyethylene film (40 μm thick)	300	31
Polyvinylidene fluoride	10.2	6	Poly- <i>p</i> -xylylene film	410-590	32
Ethylene-chlorotrifluoroethylene copolymer	19.3	6	Aromatic polymer films		
Polychlorotrifluoroethylene	19.7	6	Kapton H (Du Pont)	389-430	33
Extrusion Compounds for Low-Temperature Insulation			Ultem (GE Plastic and Roem AG)	437-565	33
Polyvinyl chloride			Hostaphan (Hoechst AG)	338-447	33
Flexible	11.8-15.7	30	Amorphous Stabar K2000 (ICI film)	404-422	33
Rigid	13.8-19.7	30	Stabar S100 (ICI film)	353-452	33
Polyethylene	18.9	28	Polyetherimide film (26 μm)	486	34
Polyethylene, low-density	21.7	6	Parylene N/D (poly- <i>p</i> -xylylene/poly- <i>p</i> - dichloro- <i>p</i> -xylylene) 25 μm film	275	6
Polyethylene, high-density	19.7	6	Cellulose acetate film	157	6
Polypropylene/polyethylene copolymer	23.6	6	Cellulose triacetate film	157	6
Embedding Compounds			Polytetrafluoroethylene film	87-173	6
Basic epoxy resin:	19.7	6	Perfluoroalkoxy film	157-197	6
bisphenol-A/epichlorohydrin polycondensate			Fluorinated ethylene-propylene copolymer film	197	6
Cycloaliphatic epoxy: alicyclic diepoxy carboxylate	19.7	6	Ethylene-tetrafluoroethylene film	197	6
Polyetherketone	18.9	30	Ethylene-chlorotrifluoroethylene copolymer film	197	6
Polyurethanes			Polychlorotrifluoroethylene film	118-153.5	6
Two-component, polyol-cured	25.4	6	High-voltage rubber insulating tape	28	6
Two-part solventless, polybutylene-based	24.0	6	Composites		
Silicones			Isophthalic polyester (vinyl toluene monomer) filled with		
Clear two-part heat curing electrical grade silicone embedding resin	21.7	6	Calcium carbonate, CaCO ₃	15.0	38
Red insulating enamel (MIL-E-22118)			Gypsum, CaSO ₄	14.4	38
Dry	47.2	6	Alumina trihydrate	15.4	38
Wet	11.8	6	Clay	14.4	38
Enamels			BPA fumarate polyester (vinyl toluene monomer) filled with		
Red enamel, fast cure			Calcium carbonate	6.1	38
Standard conditions	78.7	6	Gypsum	5.9	38
Immersion conditions	47.2	6	Alumina trihydrate	11.8	38
Black enamel			Clay	12.6	38
Standard conditions	70.9	6	Polysulfone resin—30% glass fiber	16.5-18.7	38
Immersion conditions	47.2	6	Polyamid resin (Nylon 66)— 30% carbon fiber	13.0	38
Varnishes			Polyimide thermoset resin, glass reinforced	12.0	39
Vacuum-pressure impregnated baking type solventless polyester varnish			Polyester resin (thermoplastic)—		

Material	Dielectric strength kV/mm	Ref	Material	Dielectric strength kV/mm	Ref
40% glass fiber	20.0	38	Room-temperature vulcanized silicone rubber	9.2-10.9	35
Epoxy resin (diglycidyl ether of bisphenol A), glass reinforced	16.0	40	Ureas (from carbamide to tetraphenylurea)	11.8-15.7	28
Various Insulators			Dielectric papers		
Rubber, natural	100-215	26	Aramid paper, calendered	28.7	6
Butyl rubber	23.6	6	Aramid paper, uncalendered	12.2	6
Neoprene	15.7-27.6	6	Aramid with Mica	39.4	6
Silicone rubber	26-36	6			

References

- Vijh, A. K. *IEEE Trans.*, EI-12, 313, 1997.
- Brand, K. P., *IEEE Trans.*, EI-17, 451, 1982.
- Encyclopedic Dictionary in Physics*, Vedensky, B. A. and Vul, B. M., Eds., Vol. 4, Soviet Encyclopedia Publishing House, Moscow, 1965.
- Kubuki, M., Yoshimoto, R., Yoshizumi, K., Tsuru, S., and Hara, M., *IEEE Trans.*, DEI-4, 92, 1997.
- Al-Arainy, A. A. Malik, N. H., and Cureshi, M. I., *IEEE Trans.*, DEI-1, 305, 1994.
- Shugg, W. T., *Handbook of Electrical and Electronic Insulating Materials*, Van Nostrand Reinhold, New York, 1986.
- Devins, J. C., *IEEE Trans.*, EI-15, 81, 1980.
- Xu, X., Jayaram, S., and Boggs, S. A., *IEEE Trans.*, DEI-3, 836, 1996.
- Okubo, H., Wakita, M., Chigusa, S., Nayakawa, N., and Hikita, M., *IEEE Trans.*, DEI-4, 120, 1997.
- Hayakawa, H., Sakakibara, H., Goshima, H., Hikita, M., and Okubo, H., *IEEE Trans.*, DEI-4, 127, 1997.
- Okubo, H., Wakita, M., Chigusa, S., Hayakawa, N., and Hikita, M., *IEEE Trans.*, DEI-4, 220, 1997.
- Von Hippel, A. R., *Dielectric Materials and Applications*, MIT Press, Cambridge, MA, 1954.
- Jones, H. M. and Kunhards, E. E., *IEEE Trans.*, DEI-1, 1016, 1994.
- Nitta, Y. and Ayhara, Y., *IEEE Trans.*, EI-11, 91, 1976.
- Gallagher, T. J., *IEEE Trans.*, EI-12, 249, 1977.
- Wong, P. P. and Forster, E. O., in *Dielectric Materials. Measurements and Applications*, IEE Conf. Publ. 177, 1, 1979.
- Kao, K. C. *IEEE Trans.*, EI-11, 121, 1976.
- Sharbaugh, A. H., Crowe, R. W., and Cox, E. B., *J. Appl. Phys.*, 27, 806, 1956.
- Miller, R. L., Mandelcorn, L., and Mercier, G. E., in *Proc. Intl. Conf. on Properties and Applications of Dielectric Materials*, Xian, China, June 24-28, 1985; cited in Ref. 6, p. 492.
- Hakim, R. M., Oliver, R. G., and St-Onge, H., *IEEE Trans.*, EI-12, 360, 1977.
- Hosticka, C., *IEEE Trans.*, 389, 1977.
- Yasufuku, S., Umemura, T., and Ishioka, Y., *IEEE Trans.*, EI-12, 402, 1977.
- Forster, E. O., Yamashita, H., Mazzetti, C., Pompini, M., Caroli, L., and Patrissi, S., *IEEE Trans.*, DEI-1, 440, 1994.
- Bell, W. R., *IEEE Trans.*, 281, 1977.
- Ramu, T. C. and Narayana Rao, Y., in *Dielectric Materials. Measurements and Applications*, IEE Conf. Publ. 177, 37.
- Skanavi, G. I., *Fizika Dielektrikov; Oblast Silnykh Polei* (Physics of Dielectrics; Strong Fields). Gos. Izd. Fiz. Mat. Nauk (State Publ. House for Phys. and Math. Scis.), Moscow, 1958.
- Kleiner, R. N., in *Practical Handbook of Materials Science*, Lynch, C. T., Ed., CRC Press, 1989; 27a: p. 304; 27b: p.300; 27c: p. 316.
- Materials Selector Guide. Materials and Methods*, Reinhold Publ., New York, 1973.
- Flinn, R. A. and Trojan, P. K., *Engineering Materials and Their Applications*, 2nd ed., Houghton Mifflin, 1981, p. 614.
- Lynch, C. T., Ed., *Practical Handbook of Materials Science*, CRC Press, Boca Raton, FL, 1989.
- Suzuki, H., Mukai, S., Ohki, Y., Nakamichi, Y., and Ajiki, K., *IEEE Trans.*, DEI-4, 238, 1997.
- Mori, T., Matsuoka, T., and Muzitani, T., *IEEE Trans.*, DEI-1, 71, 1994.
- Bjellheim, P. and Helgee, B., *IEEE Trans.*, DEI-1, 89, 1994.
- Zheng, J. P., Cygan, P. J., and Jow, T. R., *IEEE Trans.*, DEI-3, 144, 1996.
- Danukas, M. G., *IEEE Trans.*, DEI-1, 1196, 1994.
- Burn, I. and Smithe, D. H., *J. Mater. Sci.*, 7, 339, 1972.
- Hope, K.D., Chevron Chemical, Private Communication.
- Engineering Materials Handbook*, Vol. 1, Composites, C.A. Dostal, Ed., ASM Intl., 1987.
- 1985 Materials Selector, *Mater. Eng.*, (12) 1984.
- Modern Plastics Encyclopedia*, McGraw-Hill, v. 62 (No. 10A) 1985-1986.

Review Literature on the Subject

- Kuffel, E. and Zaengl, W. S., *HV Engineering Fundamentals*, Pergamon, 1989.
- Kok, J. A., *Electrical Breakdown of Insulating Liquids*, Phillips Tech. Library, Cleaver-Hum, London, 1961.
- Gallagher, T. J., *Simple Dielectric Liquids*, Clarendon, Oxford, 1975.
- Meek, J. M. and Craggs, J. D., Eds., *Electric Breakdown in Gases*, John Wiley & Sons, 1976.
- Von Hippel, A. R., *Dielectric Materials and Applications*, MIT Press, Cambridge, MA, 1954.
- O'Dwyer, J. J. *The Theory of Dielectric Breakdown of Solids*, Clarendon Press, 1964.

ALLOCATION OF FREQUENCIES IN THE RADIO SPECTRUM

In the United States the National Telecommunications and Information Administration (NTIA) has responsibility for assigning each portion of the radio spectrum (9 kHz to 300 GHz) for different uses. These assignments must be compatible with the rules of the International Telecommunications Union (ITU), to which the United States is bound by treaty. The current assignments are given in a wall chart (Reference 1) and may also be found on the NTIA web site (Reference 2). The list below summarizes the broad features of the spectrum allocation, with particular attention to those sections of scientific interest. The references should be con-

sulted for details of the allocations in the frequency bands listed here, which in some cases are quite complex.

References

1. *United States Frequency Allocations*, 1996 Spectrum Wall Chart, Stock No. 003-000-00652-2, U. S. Government Printing Office, P. O. Box 371954, Pittsburgh, PA 15250-7954.
2. <http://www.ntia.doc.gov/osmhome/allochrt.html>

Frequency range	Allocation
9 - 19.95 kHz	Maritime communication, navigation
19.95 - 20.05 kHz	Standard frequency and time signal (also at 60 kHz and 2.5, 5, 10, 15, 20, 25 MHz)
20.05 - 535 kHz	Maritime and aeronautical communication, navigation
535 - 1605 kHz	AM radio broadcasting
1605 - 3500 kHz	Mobile communication and navigation, amateur radio (1800-1900 kHz)
3.5 - 4.0 MHz	Amateur radio
4.0 - 5.95 MHz	Mobile communication
5.95 - 13.36 MHz	Mobile communication, amateur, short-wave broadcasting
13.36 - 13.41 MHz	Radioastronomy
13.41 - 25.55 MHz	Mobile communication, amateur, short-wave broadcasting
25.55 - 25.67 MHz	Radioastronomy
25.67 - 37.5 MHz	Mobile communication, amateur, short-wave broadcasting
37.5 - 38.25 MHz	Radioastronomy
38.25 - 50.0 MHz	Mobile communication
50.0 - 54.0 MHz	Amateur
54.0 - 72.0 MHz	TV channels 2-4
72.0 - 73.0 MHz	Mobile communication
73.0 - 74.6 MHz	Radioastronomy
74.6 - 76.0 MHz	Mobile communication
76.0 - 88.0 MHz	TV channels 5-6
88.0 - 108.0 MHz	FM radio broadcasting
108.0 - 118.0 MHz	Aeronautical navigation
118.0 - 174.0 MHz	Mobile communication, space research, meteorological satellites
174.0 - 216.0 MHz	TV channels 7-13
216.0 - 400.05 MHz	Mobile communication
400.05 - 400.15 MHz	Standard frequency and time satellite (also 20 and 25 GHz)
400.15 - 406.1 MHz	Meteorological aids (radiosonde)
406.1 - 410.0 MHz	Radioastronomy
410.0 - 470.0 MHz	Mobile communication, amateur
470.0 - 512.0 MHz	TV channels 14-20
512.0 - 608.0 MHz	TV channels 21-36
608.0 - 614.0 MHz	Radioastronomy
614.0 - 806.0 MHz	TV channels 38-69
806 - 1400 MHz	Mobile communication, navigation
1400 - 1427 MHz	Radioastronomy, space research
1427 - 1660 MHz	Various navigation and satellite applications
1660 - 1710 MHz	Radioastronomy, space research, meteorology
1710 - 2655 MHz	Various navigation and satellite applications
2655 - 2700 MHz	Radioastronomy, space research
2.7 - 4.99 GHz	Various navigation and satellite applications
4.99 - 5.0 GHz	Radioastronomy, space research
5.0 - 10.6 GHz	Various navigation and satellite applications
10.6 - 10.7 GHz	Radioastronomy, space research
10.7 - 15.35 GHz	Various navigation and satellite applications
15.35 - 15.4 GHz	Radioastronomy, space research
15.4 - 22.21 GHz	Various navigation and satellite applications

Frequency range	Allocation
22.21 - 22.5 GHz	Radioastronomy, space research
22.25 - 23.6 GHz	Various navigation and satellite applications
23.6 - 24.0 GHz	Radioastronomy, space research
24.0 - 31.3 GHz	Various navigation and satellite applications
31.3 - 31.8 GHz	Radioastronomy, space research
31.8 - 42.5 GHz	Various navigation and satellite applications
42.5 - 43.5 GHz	Radioastronomy
43.5 - 51.4 GHz	Various navigation and satellite applications
51.4 - 54.25 GHz	Radioastronomy, space research
54.25 - 58.2 GHz	Space research
58.2 - 59.0 GHz	Radioastronomy, space research
59.0 - 64.0 GHz	Satellite applications
64.0 - 65.0 GHz	Radioastronomy, space research
65.0 - 72.77 GHz	Various navigation and satellite applications
72.77 - 72.91 GHz	Radioastronomy, space research
72.91 - 86.0 GHz	Various navigation and satellite applications
86.0 - 92.0 GHz	Radioastronomy, space research
92.0 - 105.0 GHz	Various navigation and satellite applications
105.0 - 116.0 GHz	Radioastronomy, space research
116.0 - 164.0 GHz	Various navigation and satellite applications
164.0 - 168.0 GHz	Radioastronomy, space research
168.0 - 182.0 GHz	Various navigation and satellite applications
182.0 - 185.0 GHz	Radioastronomy, space research
185.0 - 217.0 GHz	Various navigation and satellite applications
217.0 - 231.0 GHz	Radioastronomy, space research
231.0 - 265.0 GHz	Various navigation and satellite applications
265.0 - 275.0 GHz	Radioastronomy
275.0 - 300.0 GHz	Mobile communications

CORRECTION OF BAROMETER READINGS TO 0°C TEMPERATURE

The following corrections are used to reduce the reading of a mercury barometer with a brass scale to 0°C. The number in the table should be subtracted from the observed height of the mercury column to give the true pressure in mmHg (1mmHg = 133.322 Pa). The table is calculated from the formula

where h is the observed column height in mm and t the Celsius temperature. This relation is based on thermal expansion coefficients of $181.8 \cdot 10^{-6} \text{ } ^\circ\text{C}^{-1}$ for mercury and $18.4 \cdot 10^{-6} \text{ } ^\circ\text{C}^{-1}$ for brass.

$$\Delta h = -0.0001634 ht / (1 + 0.0001818 t),$$

$t/^\circ\text{C}$	Observed Height in mm																		
	620	630	640	650	660	670	680	690	700	710	720	730	740	750	760	770	780	790	800
0	0.00	0.00	0.00	0.00	0.00	0.00	0.00	0.00	0.00	0.00	0.00	0.00	0.00	0.00	0.00	0.00	0.00	0.00	0.00
1	0.10	0.10	0.10	0.11	0.11	0.11	0.11	0.11	0.11	0.12	0.12	0.12	0.12	0.12	0.12	0.13	0.13	0.13	0.13
2	0.20	0.21	0.21	0.21	0.22	0.22	0.22	0.23	0.23	0.23	0.24	0.24	0.24	0.25	0.25	0.25	0.25	0.26	0.26
3	0.30	0.31	0.31	0.32	0.32	0.33	0.33	0.34	0.34	0.35	0.35	0.36	0.36	0.37	0.37	0.38	0.38	0.39	0.39
4	0.40	0.41	0.42	0.42	0.43	0.44	0.44	0.45	0.46	0.46	0.47	0.48	0.48	0.49	0.50	0.50	0.51	0.52	0.52
5	0.51	0.51	0.52	0.53	0.54	0.55	0.55	0.56	0.56	0.57	0.58	0.59	0.60	0.60	0.61	0.62	0.63	0.64	0.65
6	0.61	0.62	0.63	0.64	0.65	0.66	0.66	0.67	0.68	0.69	0.70	0.71	0.71	0.72	0.73	0.74	0.75	0.76	0.77
7	0.71	0.72	0.73	0.74	0.75	0.77	0.78	0.79	0.80	0.81	0.82	0.83	0.85	0.86	0.87	0.88	0.89	0.90	0.91
8	0.81	0.82	0.84	0.85	0.86	0.87	0.89	0.90	0.91	0.93	0.94	0.95	0.97	0.98	0.99	1.01	1.02	1.03	1.04
9	0.91	0.92	0.94	0.95	0.97	0.98	1.00	1.01	1.03	1.04	1.06	1.07	1.09	1.10	1.12	1.13	1.15	1.16	1.17
10	1.01	1.03	1.04	1.06	1.08	1.09	1.11	1.13	1.14	1.16	1.17	1.19	1.21	1.22	1.24	1.26	1.27	1.29	1.30
11	1.11	1.13	1.15	1.17	1.18	1.20	1.22	1.24	1.26	1.27	1.29	1.31	1.33	1.35	1.36	1.38	1.40	1.42	1.44
12	1.21	1.23	1.25	1.27	1.29	1.31	1.33	1.35	1.37	1.39	1.41	1.43	1.45	1.47	1.49	1.51	1.53	1.55	1.57
13	1.31	1.34	1.36	1.38	1.40	1.42	1.44	1.46	1.48	1.50	1.53	1.55	1.57	1.59	1.61	1.63	1.65	1.67	1.70
14	1.41	1.44	1.46	1.48	1.51	1.53	1.55	1.57	1.60	1.62	1.64	1.67	1.69	1.71	1.73	1.76	1.78	1.80	1.83
15	1.52	1.54	1.56	1.59	1.61	1.64	1.66	1.69	1.71	1.74	1.76	1.78	1.81	1.83	1.86	1.88	1.91	1.93	1.96
16	1.62	1.64	1.67	1.69	1.72	1.75	1.77	1.80	1.82	1.85	1.88	1.90	1.93	1.96	1.98	2.01	2.03	2.06	2.09
17	1.72	1.74	1.77	1.80	1.83	1.86	1.88	1.91	1.94	1.97	1.99	2.02	2.05	2.08	2.10	2.13	2.16	2.19	2.22
18	1.82	1.85	1.88	1.91	1.93	1.96	1.99	2.02	2.05	2.08	2.11	2.14	2.17	2.20	2.23	2.26	2.29	2.32	2.35
19	1.92	1.95	1.98	2.01	2.04	2.07	2.10	2.13	2.17	2.20	2.23	2.26	2.29	2.32	2.35	2.38	2.41	2.44	2.48
20	2.02	2.05	2.08	2.12	2.15	2.18	2.21	2.25	2.28	2.31	2.34	2.38	2.41	2.44	2.47	2.51	2.54	2.57	2.60
21	2.12	2.15	2.19	2.22	2.26	2.29	2.32	2.36	2.39	2.43	2.46	2.50	2.53	2.56	2.60	2.63	2.67	2.70	2.73
22	2.22	2.26	2.29	2.33	2.36	2.40	2.43	2.47	2.51	2.54	2.58	2.61	2.65	2.69	2.72	2.76	2.79	2.83	2.86
23	2.32	2.36	2.40	2.43	2.47	2.51	2.54	2.58	2.62	2.66	2.69	2.73	2.77	2.81	2.84	2.88	2.92	2.96	2.99
24	2.42	2.46	2.50	2.54	2.58	2.62	2.66	2.69	2.73	2.77	2.81	2.85	2.89	2.93	2.97	3.01	3.05	3.08	3.12
25	2.52	2.56	2.60	2.64	2.68	2.72	2.77	2.81	2.85	2.89	2.93	2.97	3.01	3.05	3.09	3.13	3.17	3.21	3.25
26	2.62	2.66	2.71	2.75	2.79	2.83	2.88	2.92	2.96	3.00	3.04	3.09	3.13	3.17	3.21	3.26	3.30	3.34	3.38
27	2.72	2.77	2.81	2.85	2.90	2.94	2.99	3.03	3.07	3.12	3.16	3.20	3.25	3.29	3.34	3.38	3.42	3.47	3.51
28	2.82	2.87	2.91	2.96	3.00	3.05	3.10	3.14	3.19	3.23	3.28	3.32	3.37	3.41	3.46	3.51	3.55	3.60	3.64
29	2.92	2.97	3.02	3.06	3.11	3.16	3.21	3.25	3.30	3.35	3.39	3.44	3.49	3.54	3.58	3.63	3.68	3.72	3.77
30	3.02	3.07	3.12	3.17	3.22	3.27	3.32	3.36	3.41	3.46	3.51	3.56	3.61	3.66	3.71	3.75	3.80	3.85	3.90
31	3.12	3.17	3.22	3.27	3.32	3.37	3.43	3.48	3.53	3.58	3.63	3.68	3.73	3.78	3.83	3.88	3.93	3.98	4.03
32	3.22	3.28	3.33	3.38	3.43	3.48	3.54	3.59	3.64	3.69	3.74	3.79	3.85	3.90	3.95	4.00	4.05	4.11	4.16
33	3.32	3.38	3.43	3.48	3.54	3.59	3.64	3.70	3.75	3.81	3.86	3.91	3.97	4.02	4.07	4.13	4.18	4.23	4.29
34	3.42	3.48	3.53	3.59	3.64	3.70	3.75	3.81	3.87	3.92	3.98	4.03	4.09	4.14	4.20	4.25	4.31	4.36	4.42
35	3.52	3.58	3.64	3.69	3.75	3.81	3.86	3.92	3.98	4.03	4.09	4.15	4.21	4.26	4.32	4.38	4.43	4.49	4.55
36	3.62	3.68	3.74	3.80	3.86	3.92	3.97	4.03	4.09	4.15	4.21	4.27	4.32	4.38	4.44	4.50	4.56	4.62	4.68
37	3.72	3.78	3.84	3.90	3.96	4.02	4.08	4.14	4.20	4.26	4.32	4.38	4.44	4.50	4.56	4.62	4.68	4.74	4.80
38	3.82	3.88	3.95	4.01	4.07	4.13	4.19	4.25	4.32	4.38	4.44	4.50	4.56	4.62	4.69	4.75	4.81	4.87	4.93
39	3.92	3.99	4.05	4.11	4.18	4.24	4.30	4.37	4.43	4.49	4.56	4.62	4.68	4.75	4.81	4.87	4.94	5.00	5.06
40	4.02	4.09	4.15	4.22	4.28	4.35	4.41	4.48	4.54	4.61	4.67	4.74	4.80	4.87	4.93	5.00	5.06	5.13	5.19

METALS AND ALLOYS WITH LOW MELTING TEMPERATURE

L. I. Berger

Metal or alloy system	Composition, %*		Melting temperature (°C)	Comments	Ref.
	Weight	Atomic			
Hg	100	100	-38.84		
Cs-K	77.0-23.0	50.0-50.0	-37.5	Eutectic (?)	1
Cs-Na	94.5-5.5	75.0-25.0	-30.0	Eutectic	2
K-Na	76.7-23.3	65.9-34.1	-12.65	Eutectic	3
Na-Rb	8.0-92.0	24.4-75.6	-5	Eutectic	4
Ga-In-Sn	62.5-21.5-16.0	73.6-15.3-11.1	11	Eutectic	5
Ga-Sn-Zn	82.0-12.0-6.0	86.0-7.3-6.7	17	Eutectic	5
Cs	100	100	28.44		
Ga	100	100	29.77		
K-Rb	32.0-68.0	50-50	33	Eutectic	4
Bi-Cd-In-Pb-Sn	44.7-5.3-19.1-22.6-8.3	35.1-8.2-27.3-17.9-11.5	46.7	Eutectic	6
Bi-In-Pb-Sn	49.5-21.3-17.6-11.6	39.2-30.7-14.0-16.2	58.2	Eutectic	6
Bi-In-Sn	32.5-51.0-16.5	21.1-60.1-18.8	60.5	Eutectic	7
K	100	100	63.38		
Bi-Cd-Pb-Sn	50.0-12.5-25.0-12.5	41.5-19.3-21.0-18.2	70	Wood's alloy	6
Bi-In	33.0-67.0	21.3-78.7	72	Eutectic	8
Bi-Cd-Pb	51.6-8.2-40.2	48.1-14.2-37.7	91.5	Eutectic	6
Bi-Pb-Sn	52.5-32.0-15.5	46.8-28.7-24.5	95	Eutectic	6
Na	100	100	97.8		
Bi-Cd-Sn	54.0-20.0-26.0	39.4-27.2-33.4	102.5	Eutectic	6
In-Sn	51.8-48.2	52.6-47.4	119	Eutectic	9
Cd-In	25.3-74.7	25.7-74.3	120	Eutectic	10
Bi-Pb	55.5-44.5	55.3-44.7	124	Eutectic	11
Bi-Sn-Zn	56.0-40.0-4.0	40.2-50.6-9.2	130	Eutectic	6, 7
Bi-Sn	70-30	57.0-43.0	138.5	Eutectic	6, 12
Bi-Cd	60.3-39.7	45.0-55.0	145.5	Eutectic	13, 14
In	100	100	156.6		
Li	100	100	180.5		
Pb-Sn	38.1-61.9	26.1-73.9	183	Eutectic	6,15
Bi-Tl	48.0-52.0	47.5-52.5	185	Eutectic	13
Sn-Zn	91.0-9.0	85.0-15.0	198	Eutectic	14
Sb-Sn	8.0-92.0	7.8-92.2	199	White Metal	16
Au-Pb	14.6-85.4	15.2-84.8	212	Eutectic	17
Ag-Sn	3.5-96.5	3.8-96.2	221	Eutectic	13,18
Bi-Pb-Sb-Sn	48.0-28.5-9.0-14.5	40.8-24.5-13.1-21.6	226	Matrix Alloy	6
Cu-Sn	0.75-99.25	1.3-98.7	227	Eutectic	13, 19
Sn	100	100	231.9		

* The useful expression for correlations between the atomic and weight concentrations of an alloy components are:

$$f(a, A_k) = \frac{f(w, A_k)}{M_k \sum_{i=1}^N \frac{f(w, A_i)}{M_i}} \quad \text{and} \quad f(w, A_k) = \frac{M_k \cdot f(a, A_k)}{\sum_{i=1}^N M_i \cdot f(a, A_i)} \quad (i = 1, \dots, k, \dots, N)$$

where $f(a, A_i)$ and $f(w, A_i)$ are the atomic and weight concentrations of component A_i , respectively, and M_i is the atomic weight of this component.

References

- Zintle, E. and Hauke, W., *Z. Electrochem.*, 44, 104, 1938.
- Rinck, E., *Compt. Rend.*, 199, 1217, 1934.
- Krier, C. A., Craign, R. S., and Wallace, W. E., *J. Phys. Chem.*, 61, 522, 1957.
- Goria, C., *Gazz. Chim. Ital.*, 65, 865, 1935.
- Baker, H., Ed., *ASM Handbook, Volume 3: Alloy Phase Diagrams*, ASM Intl., Materials Park, OH, 1992.
- Sedlacek, V., *Non-Ferrous Metals and Alloys*, Elsevier, 1986.
- Villars, P., Prince, A., Okamoto, H., Eds., *Handbook of Ternary Alloy Phase Diagrams*, ASM Intl., 1994.
- Palatnik, L. S., Kosevich, V. M., and Tyrina, L. V., *Phys. Metals Metallog. (USSR)*, 11, 75, 1961.
- Neumann, T. and Alpout, O., *J. Less-Common Metals*, 6, 108, 1964.
- Neumann, T. and Predel, B., *Z. Metallk.*, 50, 309, 1959.
- Roy, P., Orr, R. L., and Hultgren, R., *J. Phys. Chem.*, 64, 1034, 1960.
- Dobovicek, B. and Smajic, N., *Rudarsko-Met. Zbornik*, 4, 353, 1962.
- Massalski, T. B., Okamoto, H., Subramanian, P. R., and Kacprzak, L., Eds., *Binary Alloy Phase Diagrams*, 2nd ed., ASM Intl., 1990.
- Dobovicek, B. and Straus, B., *Rudarsko-Met. Zbornik*, 3, 273, 1960.
- Schurmann, E. and Gilhaus, F. J., *Arch. Eisenhuettenw.*, 32, 867, 1961.
- Rosenblatt, G. M. and Birchenall, C. E., *Trans. AIME*, 224, 481, 1962.
- Evans, D. S. and Prince, A., in *Alloy Phase Diagrams*, MRS Symposia Proc., Vol. 19, North-Holland, 1983, p. 383.
- Umanskiy, M. M., *Zh. Fiz. Khim.*, 14, 846, 1940.
- Homer, C. E. and Plummer, H., *J. Inst. Met.*, 64, 169, 1939.

FLAME TEMPERATURES

This table gives the adiabatic flame temperature for stoichiometric mixtures of various fuels and oxidizers. The temperatures are calculated from thermodynamic and transport properties under ideal adiabatic conditions, using methods described in the reference.

Reference

Fristrom, R. M., *Flame Structures and Processes*, Oxford University Press, New York, 1995.

Adiabatic Flame Temperature in K for Various Fuel-Oxidizer Combinations

Fuel	Oxidizer					
	Air	O ₂	F ₂	Cl ₂	N ₂ O	NO
<i>Organic liquids and gases</i>						
Acetaldehyde	2288					
Acetone	2253					
Acetylene	2607					
Benzene	2363					
Butane	2248					
Carbon disulfide	2257					
Cyanogen	2596	4855				
Cyclohexane	2250					
Cyclopropane	2370					
Decane	2286					
Ethane	2244					
Ethanol	2238					
Ethylene	2375					
Hexane	2238					
Methane	2236					
Methanol	2222					
Oxirane	2177					
Pentane	2250					
Propane	2250					
Toluene	2344					
<i>Solids</i>						
Aluminum		4005				
Lithium		2711				
Phosphorus (white)		3242				
Zirconium		4278				
<i>Other</i>						
Ammonia		2845				
Carbon monoxide	1388					
Diborane		3350				
Hydrazine		3037				
Hydrogen	2169	3000	4006	2493	2965	3127
Hydrogen sulfide	2091	3414				
Phosphine		3139				
Silane		3043				

DENSITY OF ETHANOL-WATER MIXTURES

This table gives the density of mixtures of ethanol and water as a function of composition and temperature. The composition is specified in weight percent of ethanol, i.e., mass of ethanol per 100 g of solution. Values from the reference have been converted to true densities.

Reference

Washburn, E. W., Ed., *International Critical Tables of Numerical Data of Physics, Chemistry, and Technology*, Vol. 3, McGraw-Hill, New York, 1926–1932.

Weight % Ethanol	Density in g/cm ³						
	10 °C	15 °C	20 °C	25 °C	30 °C	35 °C	40 °C
0	0.99970	0.99910	0.99820	0.99705	0.99565	0.99403	0.99222
5	0.99095	0.99029	0.98935	0.98814	0.98667	0.98498	0.98308
10	0.98390	0.98301	0.98184	0.98040	0.97872	0.97682	0.97472
15	0.97797	0.97666	0.97511	0.97331	0.97130	0.96908	0.96667
20	0.97249	0.97065	0.96861	0.96636	0.96392	0.96131	0.95853
25	0.96662	0.96421	0.96165	0.95892	0.95604	0.95303	0.94988
30	0.95974	0.95683	0.95379	0.95064	0.94738	0.94400	0.94052
35	0.95159	0.94829	0.94491	0.94143	0.93787	0.93422	0.93048
40	0.94235	0.93879	0.93515	0.93145	0.92767	0.92382	0.91989
45	0.93223	0.92849	0.92469	0.92082	0.91689	0.91288	0.90881
50	0.92159	0.91773	0.91381	0.90982	0.90577	0.90165	0.89747
55	0.91052	0.90656	0.90255	0.89847	0.89434	0.89013	0.88586
60	0.89924	0.89520	0.89110	0.88696	0.88275	0.87848	0.87414
65	0.88771	0.88361	0.87945	0.87524	0.87097	0.86664	0.86224
70	0.87599	0.87184	0.86763	0.86337	0.85905	0.85467	0.85022
75	0.86405	0.85985	0.85561	0.85131	0.84695	0.84254	0.83806
80	0.85194	0.84769	0.84341	0.83908	0.83470	0.83027	0.82576
85	0.83948	0.83522	0.83093	0.82658	0.82218	0.81772	0.81320
90	0.82652	0.82225	0.81795	0.81360	0.80920	0.80476	0.80026
95	0.81276	0.80850	0.80422	0.79989	0.79553	0.79112	0.78668
100	0.79782	0.79358	0.78932	0.78504	0.78073	0.77639	0.77201

MISCIBILITY OF ORGANIC SOLVENTS

The chart below gives qualitative information on the miscibility of pairs of organic liquids. Two liquids are considered miscible (indicated by **M** in the chart) if mixing equal volumes produces a single liquid phase. If two phases separate, they are considered immiscible (**I**). An entry of **P** indicates two phases whose volumes dif-

fer appreciably, suggesting a partial miscibility of the components. The symbol **R** indicates a reaction between the components. All data refer to room temperature.

The codes for the columns are:

A Acetone	J Diethyl ether	S Methyl isopropyl ketone
B Benzaldehyde	K <i>N,N</i> -Dimethylaniline	T Nitromethane
C Benzene	L Dipentylamine	U 1-Octanol
D Butyl acetate	M Ethyl alcohol	V 1,3-Propanediol
E Butyl alcohol	N Ethylene glycol	W Pyridine
F Carbon tetrachloride	O Ethylene glycol monoethyl ether	X Triethylenetetramine
G 2-Chloroethanol	P Formamide	Y Triethyl phosphate
H Chloroform	Q Furfuryl alcohol	
I <i>o</i> -Cresol	R Glycerol	

References

1. Drury, J. S., *Ind. Eng. Chem.* 44, 2744, 1959.
2. Jackson, W. M., and Drury, J. S., *Ind. Eng. Chem.* 51, 1491, 1959.

	A	B	C	D	E	F	G	H	I	J	K	L	M	N	O	P	Q	R	S	T	U	V	W	X	Y
Acetone	-	M	M	M	M	M	M	M		M	M	M	M	M	M	M	M	I	M	M	M	M	M	M	M
Adiponitrile	M		M		M	I				I	M		M	I		M	M	I				M	M		
2-Amino-2-methyl-1-propanol	M	M	M	M	M	M				M	M		M	M		M	M	M		M	M	M	M		
<i>p</i> -Anisaldehyde								M							I	M		I				I			M
Benzaldehyde	M	-	M	M	M	M				M	M		M	P		M	M	P		M	M	M	M		
Benzene	M	M	-	M	M	M	M	M		M	M	M	M	I	M	I	M	I	M	I	M	I	M	M	M
Benzonitrile	M	M	M	M	M					M	M		M	I		I	M	I				I	M		
Benzothiazole	M		M		M	M				M	M		M	M		I	M	I				M	M		
Benzyl alcohol	M	M	M	M	M	M				M	M		M	M		M	M	M		M	M	M	M		
Benzyl mercaptan	M		M		M	M				M	M		M	I		I	M	I				I	M		
2-Bromoethyl acetate	M		P					M				R	M							M					R
1,3-Butanediol	M		I					M	M	P		M	M							M			M	M	
2,3-Butanediol	M		P					M	M	M		M	M							M			M	M	
Butyl acetate	M	M	M	-	M	M				M	M		M	P		I	M	I		M	M	P	M		
Butyl alcohol	M	M	M	M	-	M				M	M		M	M		M	M	M		M	M	M	M		
Carbon tetrachloride	M	M	M	M	M	-				M	M		M	I		I	M	I		M	M	I	M		
2-Chloroethanol	M		M					-	M	M		M								M			M	M	M
Chloroform	M		M			M	-		M	M	P	M						I	M			M	M	M	M
3-Chloro-1,2-propanediol	M		I					M	M	M		R	M							M			M	R	
Cinnamaldehyde	M		M			M	M					M	M	I	M			I	M			I		R	M
<i>o</i> -Cresol							M	-						M	M			M				M			M
Diacetone alcohol	M	M	P	M	M	P				M	M		M	M		M	M	I		M	M	M	M		
Dibenzyl ether	M		M			M	M					M		I	M			I	M					M	M
Dibutylamine							R							M	M			P							M
Dibutyl carbonate	M		M					M				M	M							M					I
Dibutyl ether	M	M	M	M	M	M				M	M		M	I		I	M	I		I	M	I	M		
Diethanolamine	M	I	I	I	M	I				I	P		M	M		M	M	M		I	M	M	M		
Diethylacetic acid	M		M			M	M					R	M	M	M			I	M			M		R	M
Diethylene glycol dibutyl ether	M		M			M	M	M				R	M							M			M		
Diethylene glycol diethyl ether	M		M			M	M	M				M	M							M			M	M	
Diethylene glycol monobutyl ether	M		M			M	M	M				M	M							M			M	M	
Diethylene glycol monoethyl ether	M		M			M	M	M				M	M							M			M	M	
Diethylene glycol monomethyl ether	M		M			M		M				M	M							M			M	M	
Diethylenetriamine	M		M				R	M				I	M	M	M			M	R					M	M
Diethyl ether	M	M	M	M	M	M	M	M		-	M	M	M	I	M	I	M	I	M	M	M	M	I	M	M
Diethylformamide	M		M			M	M					R	M	M	M			M	M			M		R	M
Dihexyl ether	M		M			M	M					M	M	I	M			I	M			I		I	

	A	B	C	D	E	F	G	H	I	J	K	L	M	N	O	P	Q	R	S	T	U	V	W	X	Y	
Diisobutyl ketone	M		M				M	M				M	M	I	M				I	M			I		M	M
Diisopropylamine	M		M					R	M				M	M	M	M			M	M			M		M	M
<i>N,N</i> -Dimethylaniline	M	M	M	M	M	M				M	-		M	I		I	M	I		M	M	I	M			
Dipentylamine	M		M					M	M			-	M	P	M				P	M			M		I	M
<i>N,N</i> -Dipropylaniline	M		M		M	M	M	M		M	M	M	M	I	M	I	M	I	M				I	M	M	M
Dipropylene glycol	M		M				M	M	M	M			M							M				M	M	
Ethyl alcohol	M	M	M	M	M	M		M	M	M	M	-	M	M	M	M	M	M	M	M	M	M	M	M	M	M
Ethyl benzoate	M	M	M	M	M	M		M	M	M	M	M	M	I		I	M	I	M	M	M	P	M	M		
Ethyl chloroacetate	M		M				M	M				M	M	I	M				I	M			I		R	M
Ethyl cinnamate	M		M					M				M	M	I	M				I	M			I		M	M
Ethylene glycol	M	P	I	P	M	I		P	M	I	I	P	M	-		M	M	M	I	I	M	M	M	M	M	M
Ethylene glycol monobutyl ether	M		M					M	M	M	M	M	M						M					M	M	
Ethylene glycol monoethyl ether	M		M					M	M	M	M	M	M						M					M	M	
2-Ethyl-1-hexanol	M	M	M	M	M	M				M	M		M	M		I	M	I			I	M	M	M		
Ethyl phenylacetate	M		M				M	M				M		I	M				I	M			I		M	M
Ethyl thiocyanate	M		M		M	M				M	M		M	I		I	M	I					I	M		
Formamide	M	M	I	I	M	I				I	I		M	M		-	M	M		M	I	M	M			
Furfuryl alcohol	M	M	M	M	M	M				M	M		M	M		M	-	M		M	M	M	M			
Glycerol	I	P	I	I	M	I		I	M	I	I	P	M	M		M	M	-	I	I	I	I	M	M	M	M
1-Heptadecanol	M		M					M				M	M							M					M	
3-Heptanol	M		M				M	M				M	M	M	M				I				M		M	M
Heptyl acetate	M		M				M	M				M		I	M				I	M			I		R	M
Hexanenitrile	M		M				M	M				M	M	I	M				I	M			I		M	M
Isobutyl mercaptan	M		M		M	M				M	M		M	I		I	M	I					R	M		
Isopentyl acetate	M		M				M	M				M	M	I	M				I	M			I		M	M
Isopentyl alcohol	M	M	M	M	M	M				M	M		M	M		M	M	I		M	M	M	M	M		
Isopentyl sulfide	M		M		M	M				M	M		M	I		I	I	I					I	M		
Methyl disulfide	M		M		M	M				M	M		M	I		I	M	I					R	M		
Methyl isobutyl ketone	M	M	M	M	M	M				M	M		M	I		P	M	I		M	M	I	M			
Methyl isopropyl ketone	M		M				M	M		M		M	M	I	M				I	-			M		R	M
4-Methylpentanoic acid	M		M					M				M	M	M	M				I	M			M		R	M
Nitromethane	M	M	I	M	M	M				M	M		M	I		M	M	I				-	P	I	M	
1-Octanol	M	M	M	M	M	M				M	M		M	M		I	M	I				P	-	M	M	
<i>o</i> -Phenetidine	M		M				M	M				M	M	M	M					M			M		M	
1,2-Propanediol	M		I					M	M	P		M	M							M				M	M	
1,3-Propanediol	M	M	I	P	M	I		M	M	I	I	M	M	M		M	M	M	M	I	M		-	M	M	
Pyridine	M	M	M	M	M	M	M			M	M		M	M	M	M	M	M		M	M	M		-		M
Tetradecanol	M		M				M	M				M	M	I	M				I	M			P		M	M
Tributyl phosphate	M		M				M	M				M	M	P	M				I	M			M		M	M
Triethylene glycol	M		P					M	M	I		P	M							M				M	M	
Triethylenetetramine	M		M				M	M		M		I	M	M	M				M	R			M		-	M
Triethyl phosphate	M		M					M	M	M		M	M							M				M	M	-
2,6,8-Trimethyl-4-nonanone	M		M				M	M				M	M	I	M				I	M			I		I	M

DENSITY OF SOLVENTS AS A FUNCTION OF TEMPERATURE

The table below lists the density of several common solvents in the temperature range from 0°C to 100°C. The values have been calculated from the Rackett Equation using parameters in the reference. Density values refer to the liquid at its saturation vapor pressure; thus entries for temperatures above the normal boiling point are for pressures greater than atmospheric.

Reference

Lide, D. R., and Kehiaian, H. V., *Handbook of Thermophysical and Thermochemical Data*, CRC Press, Boca Raton, FL, 1994.

Solvent	Density in g/mL										
	0°C	10°C	20°C	30°C	40°C	50°C	60°C	70°C	80°C	90°C	100°C
Acetic acid			1.051	1.038	1.025	1.012	0.9993	0.9861	0.9728	0.9592	0.9454
Acetone	0.8129	0.8016	0.7902	0.7785	0.7666	0.7545	0.7421	0.7293	0.7163	0.7029	0.6890
Acetonitrile			0.7825	0.7707	0.7591	0.7473	0.7353	0.7231	0.7106	0.6980	0.6851
Aniline	1.041	1.033	1.025	1.016	1.008	1.000	0.9909	0.9823	0.9735	0.9646	0.9557
Benzene		0.8884	0.8786	0.8686	0.8584	0.8481	0.8376	0.8269	0.8160	0.8049	0.7935
1-Butanol	0.8293	0.8200	0.8105	0.8009	0.7912	0.7812	0.7712	0.7609	0.7504	0.7398	0.7289
Butylamine	0.7606	0.7512	0.7417	0.7320	0.7221	0.7120	0.7017	0.6911	0.6803	0.6693	0.6579
Carbon disulfide	1.290	1.277	1.263	1.248	1.234						
Chlorobenzene	1.127	1.116	1.106	1.096	1.085	1.074	1.064	1.053	1.042	1.030	1.019
Cyclohexane		0.7872	0.7784	0.7694	0.7602	0.7509	0.7414	0.7317	0.7218	0.7117	0.7013
Decane	0.7447	0.7374	0.7301	0.7226	0.7151	0.7074	0.6997	0.6919	0.6839	0.6758	0.6676
1-Decanol			0.8294	0.8229	0.8162	0.8093	0.8024	0.7955	0.7884	0.7813	0.7740
Dichloromethane	1.362	1.344	1.326	1.307	1.289	1.269	1.250	1.229	1.208	1.187	1.165
Diethyl ether	0.7368	0.7254	0.7137	0.7018	0.6896	0.6770	0.6639	0.6505	0.6366	0.6220	0.6068
<i>N,N</i> -Dimethylaniline		0.9638	0.9562	0.9483	0.9401	0.9318	0.9234	0.9150	0.9064	0.8978	0.8890
Ethanol	0.8121	0.8014	0.7905	0.7793	0.7680	0.7564	0.7446	0.7324	0.7200	0.7073	0.6942
Ethyl acetate	0.9245	0.9126	0.9006	0.8884	0.8759	0.8632	0.8503	0.8370	0.8234	0.8095	0.7952
Ethylbenzene	0.8836	0.8753	0.8668	0.8582	0.8495	0.8407	0.8318	0.8228	0.8136	0.8043	0.7948
Ethyl formate	0.9472	0.9346	0.9218	0.9087	0.8954	0.8818	0.8678	0.8535	0.8389	0.8238	0.8082
Ethyl propanoate	0.9113	0.9005	0.8895	0.8784	0.8671	0.8556	0.8439	0.8319	0.8197	0.8072	0.7944
Heptane	0.7004	0.6921	0.6837	0.6751	0.6664	0.6575	0.6485	0.6393	0.6298	0.6202	0.6102
Hexane	0.6774	0.6685	0.6594	0.6502	0.6407	0.6311	0.6212	0.6111	0.6006	0.5899	0.5789
1-Hexanol	0.8359	0.8278	0.8195	0.8111	0.8027	0.7941	0.7854	0.7766	0.7676	0.7585	0.7492
Isopropylbenzene	0.8769	0.8696	0.8615	0.8533	0.8450	0.8366	0.8280	0.8194	0.8106	0.8017	0.7927
Methanol	0.8157	0.8042	0.7925	0.7807	0.7685	0.7562	0.7435	0.7306	0.7174	0.7038	0.6898
Methyl acetate	0.9606	0.9478	0.9346	0.9211	0.9074	0.8933	0.8790	0.8643	0.8491	0.8336	0.8176
<i>N</i> -Methylaniline	1.0010	0.9933	0.9859	0.9785	0.9709	0.9633	0.9556	0.9478	0.9399	0.9319	0.9239
Methylcyclohexane	0.7858	0.7776	0.7693	0.7608	0.7522	0.7435	0.7346	0.7255	0.7163	0.7069	0.6973
Methyl formate	1.003	0.9887	0.9739	0.9588	0.9433	0.9275	0.9112	0.8945	0.8772	0.8594	0.8409
Methyl propanoate	0.9383	0.9268	0.9150	0.9030	0.8907	0.8783	0.8656	0.8526	0.8393	0.8257	0.8117
Nitromethane			1.139	1.125	1.111	1.097	1.083	1.069	1.055	1.040	1.026
Nonane	0.7327	0.7252	0.7176	0.7099	0.7021	0.6941	0.6861	0.6779	0.6696	0.6611	0.6525
Octane	0.7185	0.7106	0.7027	0.6945	0.6863	0.6779	0.6694	0.6608	0.6520	0.6430	0.6338
Pentanoic acid	0.9563	0.9476	0.9389	0.9301	0.9211	0.9121	0.9029	0.8937	0.8843	0.8748	0.8652
1-Propanol	0.8252	0.8151	0.8048	0.7943	0.7837	0.7729	0.7619	0.7506	0.7391	0.7273	0.7152
2-Propanol	0.8092	0.7982	0.7869	0.7755	0.7638	0.7519	0.7397	0.7272	0.7143	0.7011	0.6876
Propyl acetate	0.9101	0.8994	0.8885	0.8775	0.8662	0.8548	0.8432	0.8313	0.8192	0.8069	0.7942
Propylbenzene	0.8779	0.8700	0.8619	0.8538	0.8456	0.8373	0.8289	0.8204	0.8117	0.8030	0.7943
Propyl formate	0.9275	0.9166	0.9053	0.8938	0.8821	0.8702	0.8581	0.8457	0.8330	0.8201	0.8068
Tetrachloromethane	1.629	1.611	1.593	1.575	1.557	1.538	1.518	1.499	1.479	1.458	1.437
Toluene	0.8846	0.8757	0.8667	0.8576	0.8483	0.8389	0.8294	0.8197	0.8098	0.7998	0.7896
Trichloromethane	1.524	1.507	1.489	1.471	1.452	1.433	1.414	1.394			
2,2,4-Trimethylpentane			0.6921	0.6836	0.6750	0.6663	0.6574	0.6484	0.6391	0.6296	0.6199
<i>o</i> -Xylene			0.8801	0.8717	0.8633	0.8547	0.8460	0.8372	0.8282	0.8191	0.8099
<i>m</i> -Xylene	0.8813	0.8729	0.8644	0.8558	0.8470	0.8382	0.8292	0.8201	0.8109	0.8015	0.7920
<i>p</i> -Xylene			0.8609	0.8523	0.8436	0.8347	0.8258	0.8167	0.8075	0.7981	0.7886

COEFFICIENT OF FRICTION

The coefficient of friction between two surfaces is the ratio of the force required to move one over the other to the force pressing the two together. Thus if F is the minimum force needed to move one surface over the other, and W is the force pressing the surfaces together, the coefficient of friction μ is given by $\mu = F/W$. A greater force is generally needed to initiate movement from rest than to continue the motion once sliding has started. Thus the static coefficient of friction $\mu(\text{static})$ is usually larger than the sliding or kinetic coefficient $\mu(\text{sliding})$.

This table gives characteristic values of both the static and sliding coefficients of friction for a number of material combinations. In each case Material 1 is moving over the surface of Material 2.

The type of lubrication or any other special condition is indicated in the third column. All values refer to room temperature unless otherwise indicated. It should be emphasized that the coefficient of friction is very sensitive to the condition of the surface, so that these values represent only a rough guide.

References

1. Minshall, H., in *CRC Handbook of Chemistry and Physics, 73rd Edition*, Lide, D. R., Ed., CRC Press, Boca Raton, FL, 1992.
2. Fuller, D. D., in *American Institute of Physics Handbook, 3rd Edition*, Gray, D. E., Ed., McGraw-Hill, New York, 1972.

Material 1	Material 2	Conditions	$\mu(\text{static})$	$\mu(\text{sliding})$
<i>Metals</i>				
Hard steel	Hard steel	Dry	0.78	0.42
		Castor oil	0.15	0.081
		Steric acid	0.005	0.029
		Lard	0.11	0.084
		Light mineral oil	0.23	
		Graphite		0.058
Hard steel	Graphite	Dry	0.21	
Mild steel	Mild steel	Dry	0.74	0.57
		Oleic acid		0.09
Mild steel	Phosphor bronze	Dry		0.34
Mild steel	Cast iron	Dry		0.23
Mild steel	Lead	Dry	0.95	0.95
		Mineral oil	0.5	0.3
Mild steel	Brass	Dry	0.35	
Cast iron	Cast iron	Dry	1.10	0.15
Aluminum	Aluminum	Dry	1.05	1.4
Aluminum	Mild steel	Dry	0.61	0.47
Brass	Mild steel	Dry	0.51	0.44
		Castor oil	0.11	
Brass	Cast iron	Dry		0.30
Bronze	Cast iron	Dry		0.22
Cadmium	Mild steel	Dry		0.46
Copper	Copper	Dry	1.6	
Copper	Mild steel	Dry	0.53	0.36
		Oleic acid		0.18
Copper	Cast iron	Dry	1.05	0.29
Copper	Glass	Dry	0.68	0.53
Lead	Cast iron	Dry		0.43
Magnesium	Magnesium	Dry	0.6	
Magnesium	Mild steel	Dry		0.42
Magnesium	Cast iron	Dry		0.25
Nickel	Nickel	Dry	1.10	0.53
Nickel	Mild steel	Dry		0.64
Tin	Cast iron	Dry		0.32
Zinc	Cast iron	Dry	0.85	0.21
<i>Nonmetals</i>				
Diamond	Diamond	Dry	0.1	
Diamond	Metals	Dry	0.12	
Garnet	Mild steel	Dry		0.39
Glass	Glass	Dry	0.94	0.4
Glass	Nickel	Dry	0.78	0.56

Material 1	Material 2	Conditions	$\mu(\text{static})$	$\mu(\text{sliding})$
Graphite	Graphite	Dry	0.1	
Mica	Mica	Freshly cleaved	1.0	
Nylon	Nylon	Dry	0.2	
Nylon	Steel	Dry	0.40	
Polyethylene	Polyethylene	Dry	0.2	
Polyethylene	Steel	Dry	0.2	
Polystyrene	Polystyrene	Dry	0.5	
Polystyrene	Steel	Dry	0.3	
Sapphire	Sapphire	Dry	0.2	
Teflon	Teflon	Dry	0.04	0.04
Teflon	Steel	Dry	0.04	0.04
Tungsten carbide	Tungsten carbide	Dry, room temp.	0.17	
		Dry, 1000°C	0.45	
		Dry, 1600°C	1.8	
		Oleic acid	0.12	
Tungsten carbide	Graphite	Dry	0.15	
Tungsten carbide	Steel	Dry	0.5	
		Oleic acid	0.08	
<i>Miscellaneous materials</i>				
Cotton	Cotton	Threads	0.3	
Leather	Cast iron	Dry	0.6	0.56
Leather	Oak	Parallel to grain	0.61	0.52
Oak	Oak	Parallel to grain	0.62	0.48
		Perpendicular to grain	0.54	0.32
Silk	Silk	Clean	0.25	
Wood	Wood	Dry	0.35	
		Wet	0.2	
Wood	Brick	Dry	0.6	
Wood	Leather	Dry	0.35	
<i>Various materials on ice and snow</i>				
Ice	Ice	Clean, 0°C	0.1	0.02
		Clean, -12°C	0.3	0.035
		Clean, -80°C	0.5	0.09
Aluminum	Snow	Wet, 0°C	0.4	
		Dry, 0°C	0.35	
Brass	Ice	Clean, 0°C		0.02
		Clean, -80°C		0.15
Nylon	Snow	Wet, 0°C	0.4	
		Dry, -10°C	0.3	
Teflon	Snow	Wet, 0°C	0.05	
		Dry, 0°C	0.02	
Wax, ski	Snow	Wet, 0°C	0.1	
		Dry, 0°C	0.04	
		Dry, -10°C	0.2	

SECONDARY REFERENCE POINTS ON THE ITS-90 TEMPERATURE SCALE

The International Temperature Scale of 1990 is described in Section 1 of this *Handbook*, where the defining fixed points are listed. The Consultative Committee on Thermometry (CCT) of the International Committee on Weights and Measures (CIPM), which oversees the temperature scale, has recommended a number of secondary reference points whose values have been accurately determined with respect to the primary fixed points. The most accurate of these, referred to as “first quality points”, satisfy several criteria involving purity of the material, reproducibility, and documentation of the measurements. The CCT also lists “second quality points” that do not yet satisfy all the criteria but are still useful. Taken together,

these secondary reference points, help fill in the gaps between the primary fixed points.

The table below describes these secondary reference points. The best values resulting from the CCT evaluation are listed on both the Kelvin and Celsius scales, along with an estimate of uncertainty. Full details are given in the reference.

The entries within each quality group are listed in order of increasing temperature.

Reference

Bedford, R. E., Bonnier, G., Maas, H., and Pavese, F., *Metrologia* 33, 133, 1996.

Substance	Type of Transition	T_{90}/K	$t_{90}/^{\circ}\text{C}$	Uncert.
<i>First quality points</i>				
Zinc	Superconductive transition	0.8500	-272.300	0.0030
Aluminum	Superconductive transition	1.1810	-271.9690	0.0025
Helium (^4He)	Superfluid transition	2.1768	-270.9732	0.0001
Indium	Superconductive transition	3.4145	-269.7355	0.0025
Lead	Superconductive transition	7.1997	-265.9503	0.0025
Niobium	Superconductive transition	9.2880	-263.8620	0.0025
Deuterium ($^2\text{H}_2$)	Triple point (equilibrium D_2)	18.689	-254.461	0.001
Deuterium ($^2\text{H}_2$)	Triple point (normal D_2)	18.724	-254.426	0.001
Neon (^{20}Ne)	Triple point	24.541	-248.609	0.001
Neon	Boiling point	27.097	-246.053	0.001
Nitrogen	Triple point	63.151	-209.999	0.001
Nitrogen	Boiling point	77.352	-195.798	0.002
Argon	Boiling point	87.303	-185.847	0.001
Oxygen	Condensation point	90.197	-182.953	0.001
Methane	Triple point	90.694	-182.456	0.001
Xenon	Triple point	161.405	-111.745	0.001
Carbon dioxide	Triple point	216.592	-56.558	0.001
Mercury	Freezing point	234.3210	-38.8290	0.0005
Water	Ice point	273.15	0	
Gallium	Triple point	302.9166	29.7666	0.0001
Water	Boiling point	373.124	99.974	0.001
Indium	Triple point	429.7436	156.5936	0.0002
Bismuth	Freezing point	544.552	271.402	0.001
Cadmium	Freezing point	594.219	321.069	0.001
Lead	Freezing point	600.612	327.462	0.001
Antimony	Freezing point	903.778	630.628	0.001
Copper/71.9% silver	Eutectic melting point	1052.78	779.63	0.05
Palladium	Freezing point	1828.0	1554.8	0.1
Platinum	Freezing point	2041.3	1768.2	0.4
Rhodium	Freezing point	2236	1963	3
Iridium	Freezing point	2719	2446	6
Molybdenum	Melting point	2895	2622	4
Tungsten	Melting point	3687	3414	7
<i>Second quality points</i>				
Hydrogen	Triple point (normal H_2)	13.952	-259.198	0.002
Hydrogen	Boiling point (normal H_2)	20.388	-252.762	0.002
Oxygen	α - β transition	23.868	-249.282	0.005
Nitrogen	α - β transition	35.614	-237.536	0.006
Oxygen	β - γ transition	43.796	-229.354	0.001
Krypton	Triple point	115.775	-157.375	0.001
Carbon dioxide	Sublimation point	194.686	-78.464	0.003

Substance	Type of Transition	T_{90}/K	$t_{90}/^{\circ}\text{C}$	Uncert.
Sulfur hexafluoride	Triple point	223.554	-49.596	0.005
Gallium/20% indium	Eutectic melting point	288.800	15.650	0.001
Gallium/8% tin	Eutectic melting point	293.626	20.476	0.002
Diphenyl ether	Triple point	300.014	26.864	0.001
Ethylene carbonate	Triple point	309.465	36.315	0.001
Succinonitrile	Triple point	331.215	58.065	0.002
Sodium	Freezing point	370.944	97.794	0.005
Benzoic acid	Triple point	395.486	122.336	0.002
Benzoic acid	Freezing point	395.502	122.352	0.007
Mercury	Boiling point	629.769	356.619	0.004
Sulfur	Boiling point	717.764	444.614	0.002
Copper/66.9% aluminum	Eutectic melting point	840.957	567.807	0.010
Silver/30% aluminum	Eutectic melting point	840.957	567.807	0.002
Sodium chloride	Freezing point	1075.168	802.018	0.011
Sodium	Boiling point	1156.090	882.940	0.005
Nickel	Freezing point	1728	1455	1
Cobalt	Freezing point	1768	1495	3
Iron	Freezing point	1811	1538	3
Titanium	Melting point	1943	1670	2
Zirconium	Melting point	2127	1854	8
Aluminum oxide	Melting point	2326	2053	2
Ruthenium	Melting point	2606	2333	10

DENSITY OF SULFURIC ACID

This table gives the density of aqueous sulfuric acid solutions as a function of concentration (in mass percent of H₂SO₄) and temperature.

Mass %	Density in g/mL										
	0°C	10°C	15°C	20°C	25°C	30°C	40°C	50°C	60°C	80°C	100°C
1	1.0074	1.0068	1.0060	1.0051	1.0038	1.0022	0.9986	0.9944	0.9895	0.9779	0.9645
2	1.0147	1.0138	1.0129	1.0118	1.0104	1.0087	1.0050	1.0006	0.9956	0.9839	0.9705
3	1.0219	1.0206	1.0197	1.0184	1.0169	1.0152	1.0113	1.0067	1.0017	0.9900	0.9766
4	1.0291	1.0275	1.0264	1.0250	1.0234	1.0216	1.0176	1.0129	1.0078	0.9961	0.9827
5	1.0364	1.0344	1.0332	1.0317	1.0300	1.0281	1.0240	1.0192	1.0140	1.0022	0.9888
6	1.0437	1.0414	1.0400	1.0385	1.0367	1.0347	1.0305	1.0256	1.0203	1.0084	0.9950
7	1.0511	1.0485	1.0469	1.0453	1.0434	1.0414	1.0371	1.0321	1.0266	1.0146	1.0013
8	1.0585	1.0556	1.0539	1.0522	1.0502	1.0481	1.0437	1.0386	1.0330	1.0209	1.0076
9	1.0660	1.0628	1.0610	1.0591	1.0571	1.0549	1.0503	1.0451	1.0395	1.0273	1.0140
10	1.0735	1.0700	1.0681	1.0661	1.0640	1.0617	1.0570	1.0517	1.0460	1.0338	1.0204
12	1.0886	1.0846	1.0825	1.0802	1.0780	1.0756	1.0705	1.0651	1.0593	1.0469	1.0335
14	1.1039	1.0994	1.0971	1.0947	1.0922	1.0897	1.0844	1.0788	1.0729	1.0603	1.0469
16	1.1194	1.1145	1.1120	1.1094	1.1067	1.1040	1.0985	1.0927	1.0868	1.0740	1.0605
18	1.1351	1.1298	1.1271	1.1243	1.1215	1.1187	1.1129	1.1070	1.1009	1.0879	1.0744
20	1.1510	1.1453	1.1424	1.1394	1.1365	1.1335	1.1275	1.1215	1.1153	1.1021	1.0885
22	1.1670	1.1609	1.1579	1.1548	1.1517	1.1486	1.1424	1.1362	1.1299	1.1166	1.1029
24	1.1832	1.1768	1.1736	1.1704	1.1672	1.1640	1.1576	1.1512	1.1448	1.1313	1.1176
26	1.1996	1.1929	1.1896	1.1862	1.1829	1.1796	1.1730	1.1665	1.1599	1.1463	1.1325
28	1.2160	1.2091	1.2057	1.2023	1.1989	1.1955	1.1887	1.1820	1.1753	1.1616	1.1476
30	1.2326	1.2255	1.2220	1.2185	1.2150	1.2115	1.2046	1.1977	1.1909	1.1771	1.1630
32	1.2493	1.2421	1.2385	1.2349	1.2314	1.2278	1.2207	1.2137	1.2068	1.1928	1.1787
34	1.2661	1.2588	1.2552	1.2515	1.2479	1.2443	1.2371	1.2300	1.2229	1.2088	1.1946
36	1.2831	1.2757	1.2720	1.2684	1.2647	1.2610	1.2538	1.2466	1.2394	1.2251	1.2109
38	1.3004	1.2929	1.2891	1.2855	1.2818	1.2780	1.2707	1.2635	1.2561	1.2418	1.2276
40	1.3179	1.3103	1.3065	1.3028	1.2991	1.2953	1.2880	1.2806	1.2732	1.2589	1.2446
42	1.3357	1.3280	1.3242	1.3205	1.3167	1.3129	1.3055	1.2981	1.2907	1.2762	1.2619
44	1.3538	1.3461	1.3423	1.3384	1.3346	1.3308	1.3234	1.3160	1.3086	1.2939	1.2796
46	1.3724	1.3646	1.3608	1.3569	1.3530	1.3492	1.3417	1.3343	1.3269	1.3120	1.2976
48	1.3915	1.3835	1.3797	1.3758	1.3719	1.3680	1.3604	1.3528	1.3455	1.3305	1.3159
50	1.4110	1.4029	1.3990	1.3951	1.3911	1.3872	1.3795	1.3719	1.3644	1.3494	1.3348
52	1.4310	1.4228	1.4188	1.4148	1.4109	1.4069	1.3991	1.3914	1.3837	1.3687	1.3540
54	1.4515	1.4431	1.4391	1.4350	1.4310	1.4270	1.4191	1.4113	1.4036	1.3884	1.3735
56	1.4724	1.4640	1.4598	1.4557	1.4516	1.4475	1.4396	1.4317	1.4239	1.4085	1.3934
58	1.4937	1.4852	1.4809	1.4768	1.4726	1.4685	1.4604	1.4524	1.4446	1.4290	1.4137
60	1.5154	1.5067	1.5024	1.4983	1.4940	1.4898	1.4816	1.4735	1.4656	1.4497	1.4344
62	1.5375	1.5287	1.5243	1.5200	1.5157	1.5115	1.5031	1.4950	1.4869	1.4708	1.4554
64	1.5600	1.5510	1.5465	1.5421	1.5378	1.5335	1.5250	1.5167	1.5086	1.4923	1.4766
66	1.5828	1.5736	1.5691	1.5646	1.5602	1.5558	1.5472	1.5388	1.5305	1.5140	1.4981
68	1.6059	1.5965	1.5920	1.5874	1.5829	1.5785	1.5697	1.5611	1.5528	1.5359	1.5198
70	1.6293	1.6198	1.6151	1.6105	1.6059	1.6014	1.5925	1.5838	1.5753	1.5582	1.5417
72	1.6529	1.6433	1.6385	1.6338	1.6292	1.6246	1.6155	1.6067	1.5981	1.5806	1.5637
74	1.6768	1.6670	1.6622	1.6574	1.6526	1.6480	1.6387	1.6297	1.6209	1.6031	1.5857
76	1.7008	1.6908	1.6858	1.6810	1.6761	1.6713	1.6619	1.6526	1.6435	1.6252	1.6074
78	1.7247	1.7144	1.7093	1.7043	1.6994	1.6944	1.6847	1.6751	1.6657	1.6469	1.6286
80	1.7482	1.7376	1.7323	1.7272	1.7221	1.7170	1.7069	1.6971	1.6873	1.6680	1.6493
82	1.7709	1.7599	1.7544	1.7491	1.7437	1.7385	1.7281	1.7180	1.7080	1.6882	1.6692
84	1.7916	1.7804	1.7748	1.7693	1.7639	1.7585	1.7479	1.7375	1.7274	1.7072	1.6878
86	1.8095	1.7983	1.7927	1.7872	1.7818	1.7763	1.7657	1.7552	1.7449	1.7245	1.7050
88	1.8243	1.8132	1.8077	1.8022	1.7968	1.7914	1.7809	1.7705	1.7602	1.7397	1.7202
90	1.8361	1.8252	1.8198	1.8144	1.8091	1.8038	1.7933	1.7829	1.7729	1.7525	1.7331
91	1.8410	1.8302	1.8248	1.8195	1.8142	1.8090	1.7986	1.7883	1.7783	1.7581	1.7388
92	1.8453	1.8346	1.8293	1.8240	1.8188	1.8136	1.8033	1.7932	1.7832	1.7633	1.7439
93	1.8490	1.8384	1.8331	1.8279	1.8227	1.8176	1.8074	1.7974	1.7876	1.7681	1.7485
94	1.8520	1.8415	1.8363	1.8312	1.8260	1.8210	1.8109	1.8011	1.7914		
95	1.8544	1.8439	1.8388	1.8337	1.8286	1.8236	1.8137	1.8040	1.7944		
96	1.8560	1.8457	1.8406	1.8355	1.8305	1.8255	1.8157	1.8060	1.7965		
97	1.8569	1.8466	1.8414	1.8364	1.8314	1.8264	1.8166	1.8071	1.7977		
98	1.8567	1.8463	1.8411	1.8361	1.8310	1.8261	1.8163	1.8068	1.7976		
99	1.8551	1.8445	1.8393	1.8342	1.8292	1.8242	1.8145	1.8050	1.7958		
100	1.8517	1.8409	1.8357	1.8305	1.8255	1.8205	1.8107	1.8013	1.7922		

RELATIVE SENSITIVITY OF BAYARD-ALPERT IONIZATION GAUGES TO VARIOUS GASES

Paul Redhead

The ion current I_+ in a hot-cathode ionization gauge is given by $I_+ = KI_e P$. The gauge constant is $K = (I_+/I_e)(1/P)$, where I_e is the electron current, and P the pressure. The sensitivity is given by $S = KI_e = I_+/P$. The constant K is independent of pressure below about 10^{-3} Pa.

Relative sensitivities for different Bayard-Alpert ionization gauges may differ by as much as $\pm 15\%$ as a result of differences in applied voltages, electron current, and electrode structure. The table below presents the average of the measurements of 12 experimenters on Bayard-Alpert ionization gauges in various gases. The sensitivity relative to nitrogen is tabulated.

Gas		Relative sensitivity $S/S(N_2)$
Helium	He	0.18
Neon	Ne	0.31
Argon	Ar	1.4
Krypton	Kr	1.9
Xenon	Xe	2.7
Nitrogen	N ₂	1.00
Hydrogen	H ₂	0.43
Oxygen	O ₂	0.96
Carbon monoxide	CO	1.0
Carbon dioxide	CO ₂	1.4
Water	H ₂ O	0.93
Sulfur hexafluoride	SF ₆	2.3
Mercury	Hg	3.5
Methane	CH ₄	1.6
Ethane	C ₂ H ₆	2.6
Propane	C ₃ H ₈	3.5
Butane	C ₄ H ₁₀	4.3
Ethene	C ₂ H ₄	1.3
Propene	C ₃ H ₆	1.8
Acetylene	C ₂ H ₂	0.61
Allene	C ₃ H ₄	1.3
1-Propyne (Methyl acetylene)	C ₃ H ₄	1.4
Benzene	C ₆ H ₆	3.8

References

1. Hollanda, R., *J. Vac. Sci. Technol.*, **10**, 1133, 1973.
2. Nakayama, K., and Hojo, H., *Jap. J. Appl. Phys.*, Suppl. 2, part 1, p. 113, 1974.
3. Tilford, C. R., *J. Vac. Sci. Technol. A*, **1**, 152, 1983.
4. Tilford, C. R., in *Physical Methods of Chemistry*, vol. 6, *Determination of Thermodynamic Properties*, B. W. Rossiter and R. C. Baetzold, Eds., pp. 101-173, John Wiley, New York, 1992.

HANDLING AND DISPOSAL OF CHEMICALS IN LABORATORIES

Robert Joyce and Blaine C. McKusick

The following material has been extracted from two books prepared under the auspices of the Committee on Hazardous Substances in the Laboratory of the National Academy of Sciences – National Research Council. Readers are referred to these books for full details:

Prudent Practices for Handling Hazardous Chemicals in Laboratories, National Academy Press, Washington, 1981.

Prudent Practices for Disposal of Chemicals from Laboratories, National Academy Press, Washington, 1983.

The permission of the National Academy Press to use these extracts is gratefully acknowledged.

INCOMPATIBLE CHEMICALS

The term “incompatible chemicals” refers to chemicals that can react with each other

- Violently
- With evolution of substantial heat
- To produce flammable products
- To produce toxic products

Good laboratory safety practice requires that incompatible chemicals be stored, transported, and disposed of in ways that will prevent their coming together in the event of an accident. Tables 1 and 2 give some basic guidelines for the safe handling of acids, bases, reactive metals, and other chemicals. Neither of these tables is exhaustive, and additional information on incompatible chemicals can be found in the following references.

1. Urben, P. G., Ed., *Bretherick's Handbook of Reactive Chemical Hazards*, 5th ed., Butterworth-Heinemann, Oxford, 1995.
2. Luxon, S. G., Ed., *Hazards in the Chemical Laboratory*, 5th ed., Royal Society of Chemistry, Cambridge, 1992.
3. *Fire Protection Guide to Hazardous Materials*, 11th ed., National Fire Protection Association, Quincy, MA, 1994.

TABLE 1. General Classes of Incompatible Chemicals

A	B
Acids	Bases, reactive metals
Oxidizing agents ^a	Reducing agents ^a
Chlorates	Ammonia, anhydrous and aqueous
Chromates	Carbon
Chromium trioxide	Metals
Dichromates	Metal hydrides
Halogens	Nitrites
Halogenating agents	Organic compounds
Hydrogen peroxide	Phosphorus
Nitric acid	Silicon
Nitrates	Sulfur
Perchlorates	
Peroxides	
Permanganates	
Persulfates	

^a The examples of oxidizing and reducing agents are illustrative of common laboratory chemicals; they are not intended to be exhaustive.

TABLE 2. Examples of Incompatible Chemicals

Chemical	Is incompatible with
Acetic acid	Chromic acid, nitric acid, hydroxyl compounds, ethylene glycol, perchloric acid, peroxides, permanganates
Acetylene	Chlorine, bromine, copper, fluorine, silver, mercury
Acetone	Concentrated nitric and sulfuric acid mixtures
Alkali and alkaline earth metals (such as powdered aluminum or magnesium, calcium, lithium, sodium, potassium)	Water, carbon tetrachloride or other chlorinated hydrocarbons, carbon dioxide, halogens
Ammonia (anhydrous)	Mercury (in manometers, for example), chlorine, calcium hypochlorite, iodine, bromine, hydrofluoric acid (anhydrous)
Ammonium nitrate	Acids, powdered metals, flammable liquids, chlorates, nitrites, sulfur, finely divided organic or combustible materials
Aniline	Nitric acid, hydrogen peroxide
Arsenical materials	Any reducing agent
Azides	Acids

Chemical	Is incompatible with
Bromine	See Chlorine
Calcium oxide	Water
Carbon (activated)	Calcium hypochlorite, all oxidizing agents
Carbon tetrachloride	Sodium
Chlorates	Ammonium salts, acids, powdered metals, sulfur, finely divided organic or combustible materials
Chromic acid and chromium trioxide	Acetic acid, naphthalene, camphor, glycerol, alcohol, flammable liquids in general
Chlorine	Ammonia, acetylene, butadiene, butane, methane, propane (or other petroleum gases), hydrogen, sodium carbide, benzene, finely divided metals, turpentine
Chlorine dioxide	Ammonia, methane, phosphine, hydrogen sulfide
Copper	Acetylene, hydrogen peroxide
Cumene hydroperoxide	Acids (organic or inorganic)
Cyanides	Acids
Flammable liquids	Ammonium nitrate, chromic acid, hydrogen peroxide, nitric acid, sodium peroxide, halogens
Fluorine	Everything
Hydrocarbons (such as butane, propane, benzene)	Fluorine, chlorine, bromine, chromic acid, sodium peroxide
Hydrocyanic acid	Nitric acid, alkali
Hydrofluoric acid (anhydrous)	Ammonia (aqueous or anhydrous)
Hydrogen peroxide	Copper, chromium, iron, most metals or their salts, alcohols, acetone, organic materials, aniline, nitro-methane, combustible materials
Hydrogen sulfide	Fuming nitric acid, oxidizing gases
Hypochlorites	Acids, activated carbon
Iodine	Acetylene, ammonia (aqueous or anhydrous), hydrogen
Mercury	Acetylene, fulminic acid, ammonia
Nitrates	Sulfuric acid
Nitric acid (concentrated)	Acetic acid, aniline, chromic acid, hydrocyanic acid, hydrogen sulfide, flammable liquids, flammable gases, copper, brass, any heavy metals
Nitrites	Acids
Nitroparaffins	Inorganic bases, amines
Oxalic acid	Silver, mercury
Oxygen	Oils, grease, hydrogen, flammable liquids, solids, or gases
Perchloric acid	Acetic anhydride, bismuth and its alloys, alcohol, paper, wood, grease, oils
Peroxides, organic	Acids (organic or mineral), avoid friction, store cold
Phosphorus (white)	Air, oxygen, alkalis, reducing agents
Potassium	Carbon tetrachloride, carbon dioxide, water
Potassium chlorate	Sulfuric and other acids
Potassium perchlorate (see also chlorates)	Sulfuric and other acids
Potassium permanganate	Glycerol, ethylene glycol, benzaldehyde, sulfuric acid
Selenides	Reducing agents
Silver	Acetylene, oxalic acid, tartaric acid, ammonium compounds, fulminic acid
Sodium	Carbon tetrachloride, carbon dioxide, water
Sodium nitrite	Ammonium nitrate and other ammonium salts
Sodium peroxide	Ethyl or methyl alcohol, glacial acetic acid, acetic anhydride, benzaldehyde, carbon disulfide, glycerin, ethylene glycol, ethyl acetate, methyl acetate, furfural
Sulfides	Acids
Sulfuric acid	Potassium chlorate, potassium perchlorate, potassium permanganate (similar compounds of light metals, such as sodium, lithium)
Tellurides	Reducing agents

EXPLOSION HAZARDS

Table 3 lists some common classes of laboratory chemicals that have potential for producing a violent explosion when subjected to shock or friction. These chemicals should never be disposed of as such, but should be handled by procedures given in *Prudent Practices for Disposal of Chemicals from Laboratories*, National Academy Press, 1983, chapters 6 and 7. Additional information on these, as well as on some less common classes of explosives, can be found in L. Bretherick, *Handbook of Reactive Chemical Hazards*, 3rd ed., Butterworths, London–Boston, 1985.

Table 4 lists some illustrative combinations of common laboratory reagents that can produce explosions when they are brought together or that form reaction products that can explode without any apparent external initiating action. This list is not exhaustive, and additional information on potentially explosive reagent combinations can be found in *Manual of Hazardous Chemical Reactions, A Compilation of Chemical Reactions Reported to be Potentially Hazardous*, National Fire Protection Association, NFPA 491M, 1975, NFPA, 470 Atlantic Avenue, Boston, MA 02210.

WATER-REACTIVE CHEMICALS

Table 5 lists some common laboratory chemicals that react violently with water and that should always be stored and handled so that they do not come into contact with liquid water or water vapor.

Procedures for decomposing laboratory quantities are given in *Prudent Practices for Disposal of Chemicals from Laboratories*, chapter 6; the pertinent section of that chapter is given in parentheses.

PYROPHORIC CHEMICALS

Many members of the classes of readily oxidized, common laboratory chemicals listed in Table 6 ignite spontaneously in air. A more extensive list can be found in L. Bretherick, *Handbook of Reactive Chemical Hazards*, 3rd ed., Butterworths, London–Boston, 1985. Pyrophoric chemicals should be stored in tightly closed containers under an inert atmosphere (or, for some, an inert liquid),

and all transfers and manipulations of them must be carried out under an inert atmosphere or liquid. Suggested procedures for decomposing them are given in *Prudent Practices for Disposal of Chemicals from Laboratories*, chapter 6; the pertinent section of that chapter is given in parentheses.

TABLE 3. Shock-Sensitive Compounds

Acetylenic compounds, especially polyacetylenes, haloacetylenes, and heavy metal salts of acetylenes (copper, silver, and mercury salts are particularly sensitive)

Acyl nitrates

Alkyl nitrates, particularly polyol nitrates such as nitrocellulose and nitroglycerine

Alkyl and acyl nitrites

Alkyl perchlorates

Ammine metal oxosalts: metal compounds with coordinated ammonia, hydrazine, or similar nitrogenous donors and ionic perchlorate, nitrate, permanganate, or other oxidizing group

Azides, including metal, nonmetal, and organic azides

Chlorite salts of metals, such as AgClO_2 and $\text{Hg}(\text{ClO}_2)_2$

Diazo compounds such as CH_2N_2

Diazonium salts, when dry

Fulminates (silver fulminate, AgCNO , can form in the reaction mixture from the Tollens' test for aldehydes if it is allowed to stand for some time; this can be prevented by adding dilute nitric acid to the test mixture as soon as the test has been completed)

Hydrogen peroxide becomes increasingly treacherous as the concentration rises above 30%, forming explosive mixtures with organic materials and decomposing violently in the presence of traces of transition metals

N-Halogen compounds such as difluoroamino compounds and halogen azides

N-Nitro compounds such as *N*-nitromethylamine, nitrourea, nitroguanidine, and nitric amide

Oxo salts of nitrogenous bases: perchlorates, dichromates, nitrates, iodates, chlorites, chlorates, and permanganates of ammonia, amines, hydroxylamine, guanidine, etc.

Perchlorate salts. Most metal, nonmetal, and amine perchlorates can be detonated and may undergo violent reaction in contact with combustible materials

Peroxides and hydroperoxides, organic (see Chapter 6, Section II.P)

Peroxides (solid) that crystallize from or are left from evaporation of peroxidizable solvents (see Chapter 6 and Appendix I)

Peroxides, transition-metal salts

Picrates, especially salts of transition and heavy metals, such as Ni, Pb, Hg, Cu, and Zn; picric acid is explosive but is less sensitive to shock or friction than its metal salts and is relatively safe as a water-wet paste (see Chapter 7)

Polynitroalkyl compounds such as tetranitromethane and dinitroacetone nitrile

Polynitroaromatic compounds, especially polynitro hydrocarbons, phenols, and amines

TABLE 4. Potentially Explosive Combinations of Some Common Reagents

Acetone + chloroform in the presence of base
 Acetylene + copper, silver, mercury, or their salts
 Ammonia (including aqueous solutions) + Cl₂, Br₂, or I₂
 Carbon disulfide + sodium azide
 Chlorine + an alcohol
 Chloroform or carbon tetrachloride + powdered Al or Mg
 Decolorizing carbon + an oxidizing agent
 Diethyl ether + chlorine (including a chlorine atmosphere)
 Dimethyl sulfoxide + an acyl halide, SOCl₂ or POCl₃
 Dimethyl sulfoxide + CrO₃
 Ethanol + calcium hypochlorite
 Ethanol + silver nitrate
 Nitric acid + acetic anhydride or acetic acid
 Picric acid + a heavy-metal salt, such as of Pb, Hg, or Ag
 Silver oxide + ammonia + ethanol
 Sodium + a chlorinated hydrocarbon
 Sodium hypochlorite + an amine

TABLE 5. Water-Reactive Chemicals

Alkali metals (III.D)
 Alkali metal hydrides (III.C.2)
 Alkali metal amides (III.C.7)
 Metal alkyls, such as lithium alkyls and aluminum alkyls (IV.A)
 Grignard reagents (IV.A)
 Halides of nonmetals, such as BCl₃, BF₃, PCl₃, PCl₅, SiCl₄, S₂Cl₂ (III.F)
 Inorganic acid halides, such as POCl₃, SOCl₂, SO₂Cl₂ (III.F)
 Anhydrous metal halides, such as AlCl₃, TiCl₄, ZrCl₄, SnCl₄ (III.E)
 Phosphorus pentoxide (III.I)
 Calcium carbide (IV.E)
 Organic acid halides and anhydrides of low molecular weight (II.J)

TABLE 6. Classes of Pyrophoric Chemicals

Grignard reagents, RMgX (IV.A)
 Metal alkyls and aryls, such as RLi, RNa, R₃Al, R₂Zn (IV.A)
 Metal carbonyls, such as Ni(CO)₄, Fe(CO)₅, Co₂(CO)₈ (IV.B)
 Alkali metals such as Na, K (III.D.1)
 Metal powders, such as Al, Co, Fe, Mg, Mn, Pd, Pt, Ti, Sn, Zn, Zr (III.D.2)
 Metal hydrides, such as NaH, LiAlH₄ (IV.C.2)
 Nonmetal hydrides, such as B₂H₆ and other boranes, PH₃, AsH₃ (III.G)
 Nonmetal alkyls, such as R₃B, R₃P, R₃As (IV.C)
 Phosphorus (white) (III.H)

HAZARDS FROM PEROXIDE FORMATION

Many common laboratory chemicals can form peroxides when allowed access to air over a period of time. A single opening of a container to remove some of the contents can introduce enough air for peroxide formation to occur. Some types of compounds form peroxides that are treacherously and violently explosive in concentrated solution or as solids. Accordingly, peroxide-containing liquids should never be evaporated near to or to dryness. Peroxide formation can also occur in many polymerizable unsaturated compounds, and these peroxides can initiate a runaway, sometimes explosive, polymerization reaction. Procedures for testing for peroxides and for removing small amounts from laboratory chemicals are given in *Prudent Practices for Disposal of Chemicals from Laboratories*, chapter 6, Section II.P.

Table 7 provides a list of structural characteristics in organic compounds that can peroxidize. These structures are listed in approximate order of decreasing hazard. Reports of serious incidents involving the last five structural types are extremely rare, but these structures are listed because laboratory workers should be aware that they can form peroxides that can influence the course of experiments in which they are used.

Table 8 gives examples of common laboratory chemicals that are prone to form peroxides on exposure to air. The lists are not exhaustive, and analogous organic compounds that have any of the structural features given in Table 7 should be tested for peroxides before being used as solvents or reagents, or before being distilled. The recommended retention times begin with the date of synthesis or of opening the original container.

DISPOSAL OF TOXIC CHEMICALS

It is often desirable to precipitate toxic cations or hazardous anions from solution to facilitate recovery or disposal. Table 9 lists precipitants for many common cations, and Table 10 gives precipitants for some hazardous anions. Many cations can be precipitated as sulfides by adding sodium sulfide solution (preferable to the highly toxic hydrogen sulfide) to a neutral solution of the cation (Table 11). Control of pH is important because some sulfides will redissolve in excess sulfide ion. After precipitation, excess sulfide can be destroyed by addition of hypochlorite.

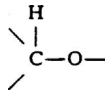
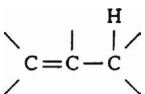
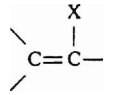
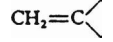
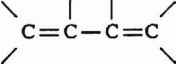
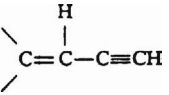
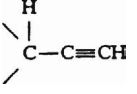
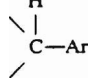

Most metal cations are precipitated as hydroxides or oxides at high pH. Since many of these precipitates will redissolve in excess

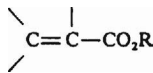
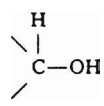
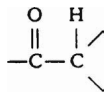

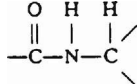
base, it is often necessary to control pH. Table 12 shows the recommended pH range for precipitating many cations in their most common oxidation state. The notation "1 N" in the right-hand column indicates that the precipitate will not dissolve in 1 N sodium hydroxide (pH 14).

The distinctions between high and low toxicity or hazard are based on toxicological and other data, and are relative. There is no implication of a sharp distinction between high and low, or that any cations or anions are totally without hazard.

TABLE 7. Types of Chemicals That Are Prone to Form Peroxides

A. Organic structures (in approximate order of decreasing hazard)

1.		Ethers and acetals with α hydrogen atoms
2.		Olefins with allylic hydrogen atoms
3.		Chloroolefins and fluoroolefins
4.		Vinyl halides, esters, and ethers
5.		Dienes
6.		Vinylacetylenes with α hydrogen atoms
7.		Alkylacetylenes with α hydrogen atoms
8.		Alkylarenes that contain tertiary hydrogen atoms
9.		Alkanes and cycloalkanes that contain tertiary hydrogen atoms

10.		Acrylates and methacrylates
11.		Secondary alcohols
12.		Ketones that contain α hydrogen atoms
13.		Aldehydes
14.		Ureas, amides, and lactams that have a hydrogen atom on a carbon atom attached to nitrogen

B. Inorganic substances

1. Alkali metals, especially potassium, rubidium, and cesium (see Chapter 6, Section III.D)
2. Metal amides (see Chapter 6, Section III.C.7)
3. Organometallic compounds with a metal atom bonded to carbon (see Chapter 6, Section IV)
4. Metal alkoxides

TABLE 8. Common Peroxide-Forming Chemicals**LIST A****Severe Peroxide Hazard on Storage with Exposure to Air***Discard within 3 months*

- Diisopropyl ether (isopropyl ether)
- Divinylacetylene (DVA)^a
- Potassium metal
- Potassium amide
- Sodium amide (sodamide)
- Vinylidene chloride (1,1-dichloroethylene)^a

LIST B**Peroxide Hazard on Concentration; Do Not Distill or Evaporate Without First Testing for the Presence of Peroxides***Discard or test for peroxides after 6 months*

- Acetaldehyde diethyl acetal (acetal)
- Cumene (isopropylbenzene)
- Cyclohexene
- Cyclopentene
- Decalin (decahydronaphthalene)
- Diacetylene
- Dicyclopentadiene
- Diethyl ether (ether)
- Diethylene glycol dimethyl ether (diglyme)
- Dioxane
- Ethylene glycol dimethyl ether (glyme)
- Ethylene glycol ether acetates
- Ethylene glycol monoethers (cellosolves)
- Furan
- Methylacetylene
- Methylcyclopentane
- Methyl isobutyl ketone
- Tetrahydrofuran (THF)
- Tetralin (tetrahydronaphthalene)
- Vinyl ethers^a

LIST C**Hazard of Rapid Polymerization Initiated by Internally Formed Peroxides^a****a. Normal Liquids; discard or test for peroxides after 6 months^b**

- Chloroprene (2-chloro-1,3-butadiene)^c
- Styrene
- Vinyl acetate
- Vinylpyridine

b. Normal Gases; discard after 12 months^d

- Butadiene^c
- Tetrafluoroethylene (TFE)^c
- Vinylacetylene (MVA)^c
- Vinyl chloride

^a Polymerizable monomers should be stored with a polymerization inhibitor from which the monomer can be separated by distillation just before use.^b Although common acrylic monomers such as acrylonitrile, acrylic acid, ethyl acrylate, and methyl methacrylate can form peroxides, they have not been reported to develop hazardous levels in normal use and storage.^c The hazard from peroxides in these compounds is substantially greater when they are stored in the liquid phase, and if so stored without an inhibitor they should be considered as in LIST A.^d Although air will not enter a gas cylinder in which gases are stored under pressure, these gases are sometimes transferred from the original cylinder to another in the laboratory, and it is difficult to be sure that there is no residual air in the receiving cylinder. An inhibitor should be put into any such secondary cylinder before one of these gases is transferred into it; the supplier can suggest inhibitors to be used. The hazard posed by these gases is much greater if there is a liquid phase in such a secondary container, and even inhibited gases that have been put into a secondary container under conditions that create a liquid phase should be discarded within 12 months.

Note: Laboratory workers should label all containers of peroxidizable solvents or reagents with one of the following:

[LIST A]

Date	Peroxidizable compound	
	Received	Opened
	Discard 3 months after opening	

[LISTS B AND C]

Date	Peroxidizable compound	
	Received	Opened
	Discard or test for peroxides 6 months after opening	

TABLE 9. Relative Toxicity of Cations

High toxic hazard	Precipitant ^a	Low toxic hazard	Precipitant ^a
Antimony	OH ⁻ , S ²⁻	Aluminum	OH ⁻
Arsenic	S ²⁻	Bismuth	OH ⁻ , S ²⁻
Barium	SO ₄ ²⁻ , CO ₃ ²⁻	Calcium	SO ₄ ²⁻ , CO ₃ ²⁻
Beryllium	OH ⁻	Cerium	OH ⁻
Cadmium	OH ⁻ , S ²⁻	Cesium	
Chromium (III) ^b	OH ⁻	Copper ^c	OH ⁻ , S ²⁻
Cobalt (II) ^b	OH ⁻ , S ²⁻	Gold	OH ⁻ , S ²⁻
Gallium	OH ⁻	Iron ^c	OH ⁻ , S ²⁻
Germanium	OH ⁻ , S ²⁻	Lanthanides	OH ⁻
Hafnium	OH ⁻	Lithium	
Indium	OH ⁻ , S ²⁻	Magnesium	OH ⁻
Iridium	OH ⁻ , S ²⁻	Molybdenum (VI) ^{b,d}	
Lead	OH ⁻ , S ²⁻	Niobium (V)	OH ⁻
Manganese (II) ^b	OH ⁻ , S ²⁻	Palladium	OH ⁻ , S ²⁻
Mercury	OH ⁻ , S ²⁻	Potassium	
Nickel	OH ⁻ , S ²⁻	Rubidium	
Osmium (IV) ^{b,e}	OH ⁻ , S ²⁻	Scandium	OH ⁻
Platinum (II) ^b	OH ⁻ , S ²⁻	Sodium	
Rhenium (VII) ^b	S ²⁻	Strontium	SO ₄ ²⁻ , CO ₃ ²⁻
Rhodium (III) ^b	OH ⁻ , S ²⁻	Tantalum	OH ⁻
Ruthenium (III) ^b	OH ⁻ , S ²⁻	Tin	OH ⁻ , S ²⁻
Selenium	S ²⁻	Titanium	OH ⁻
Silver	Cl ⁻ , OH ⁻ , S ²⁻	Yttrium	OH ⁻
Tellurium	S ²⁻	Zinc ^c	OH ⁻ , S ²⁻
Thallium	OH ⁻ , S ²⁻	Zirconium	OH ⁻
Tungsten (VI) ^{b,d}			
Vanadium	OH ⁻ , S ²⁻		

^a Precipitants are listed in order of preference:
 OH⁻ = base (sodium hydroxide or sodium carbonate)
 S²⁻ = sulfide
 Cl⁻ = chloride
 SO₄²⁻ = sulfate
 CO₃²⁻ = carbonate

^b The precipitant is for the indicated valence state.

^c Maximum tolerance levels have been set for these low-toxicity ions by the U.S. Public Health Service, and large amounts should not be put into public sewer systems. The small amounts typically used in laboratories will not normally affect water supplies.

^d These ions are best precipitated as calcium molybdate or calcium tungstate.

^e CAUTION: OsO₄, a volatile, extremely poisonous substance, is formed from almost any osmium compound under acid conditions in the presence of air.

TABLE 10. Relative Hazard of Anions

High-hazard anions			Low-hazard anions
Ion	Hazard type ^a	Precipitant	
Aluminum hydride, AlH_4^-	F	—	Bisulfite, HSO_3^-
Amide, NH_2^-	F,E ^b	—	Borate, BO_3^{3-} , $\text{B}_4\text{O}_7^{2-}$
Arsenate, AsO_3^- , AsO_4^{3-}	T	Cu^{2+} , Fe^{2+}	Bromide, Br^-
Arsenite, AsO_2^- , AsO_3^{3-}	T	Pb^{2+}	Carbonate, CO_3^{2-}
Azide, N_3^-	E, T	—	Chloride, Cl^-
Borohydride, BH_4^-	F	—	Cyanate, OCN^-
Bromate, BrO_3^-	O, E	—	Hydroxide, OH^-
Chlorate, ClO_3^-	O, E	—	Iodide, I^-
Chromate, CrO_4^{2-} , $\text{Cr}_2\text{O}_7^{2-}$	T, O	c	Oxide, O^{2-}
Cyanide, CN^-	T	—	Phosphate, PO_4^{3-}
Ferricyanide, $\text{Fe}(\text{CN})_6^{3-}$	T	Fe^{2+}	Sulfate, SO_4^{2-}
Ferrocyanide, $\text{Fe}(\text{CN})_6^{4-}$	T	Fe^{3+}	Sulfite, SO_3^{2-}
Fluoride, F^-	T	Ca^{2+}	Thiocyanate, SCN^-
Hydride, H^-	F	—	
Hydroperoxide, O_2H^-	O, E	—	
Hydrosulfide, SH^-	T	—	
Hypochlorite, OCl^-	O	—	
Iodate, IO_3^-	O, E	—	
Nitrate, NO_3^-	O	—	
Nitrite, NO_2^-	T, O	—	
Perchlorate, ClO_4^-	O, E	—	
Permanganate, MnO_4^-	T, O	d	
Peroxide, O_2^{2-}	O, E	—	
Persulfate, $\text{S}_2\text{O}_8^{2-}$	O	—	
Selenate, SeO_4^{2-}	T	Pb^{2+}	
Selenide, Se^{2-}	T	Cu^{2+}	
Sulfide, S^{2-}	T	e	

^a Toxic, T; oxidant, O; flammable, F; explosive, E.

^b Metal amides readily form explosive peroxides on exposure to air.

^c Reduce and precipitate as Cr(III); see Table 9.

^d Reduce and precipitate as Mn(II); see Table 9.

^e See Table 11.

TABLE 11. Precipitation of Sulfides

Precipitated at pH 7	Not precipitated at low pH	Forms a soluble complex at high pH
Ag^+		
As^{3+a}		X
Au^{+a}		X
Bi^{3+}		
Cd^{2+}		
Co^{2+}	X	
Cr^{3+a}		
Cu^{2+}		
Fe^{2+a}	X	
Ge^{2+}		X
Hg^{2+}		X
In^{3+}	X	
Ir^{4+}		X
Mn^{2+a}	X	
Mo^{3+}		X
Ni^{2+}	X	
Os^{4+}		
Pb^{2+}		
Pd^{2+a}		
Pt^{2+a}		X
Re^{4+}		
Rh^{2+a}		
Ru^{4+}		

TABLE 11. Precipitation of Sulfides

Precipitated at pH 7	Not precipitated at low pH	Forms a soluble complex at high pH
Sb ^{3+/4}		X
Se ²⁺		X
Sn ²⁺		X
Te ⁴⁺		X
Tl ⁺ ^a	X	
V ^{4+/5}		
Zn ²⁺	X	

^a Higher oxidation states of this ion are reduced by sulfide ion and precipitated as this sulfide.

TABLE 12. pH Range for Precipitation of Metal Hydroxides and Oxides

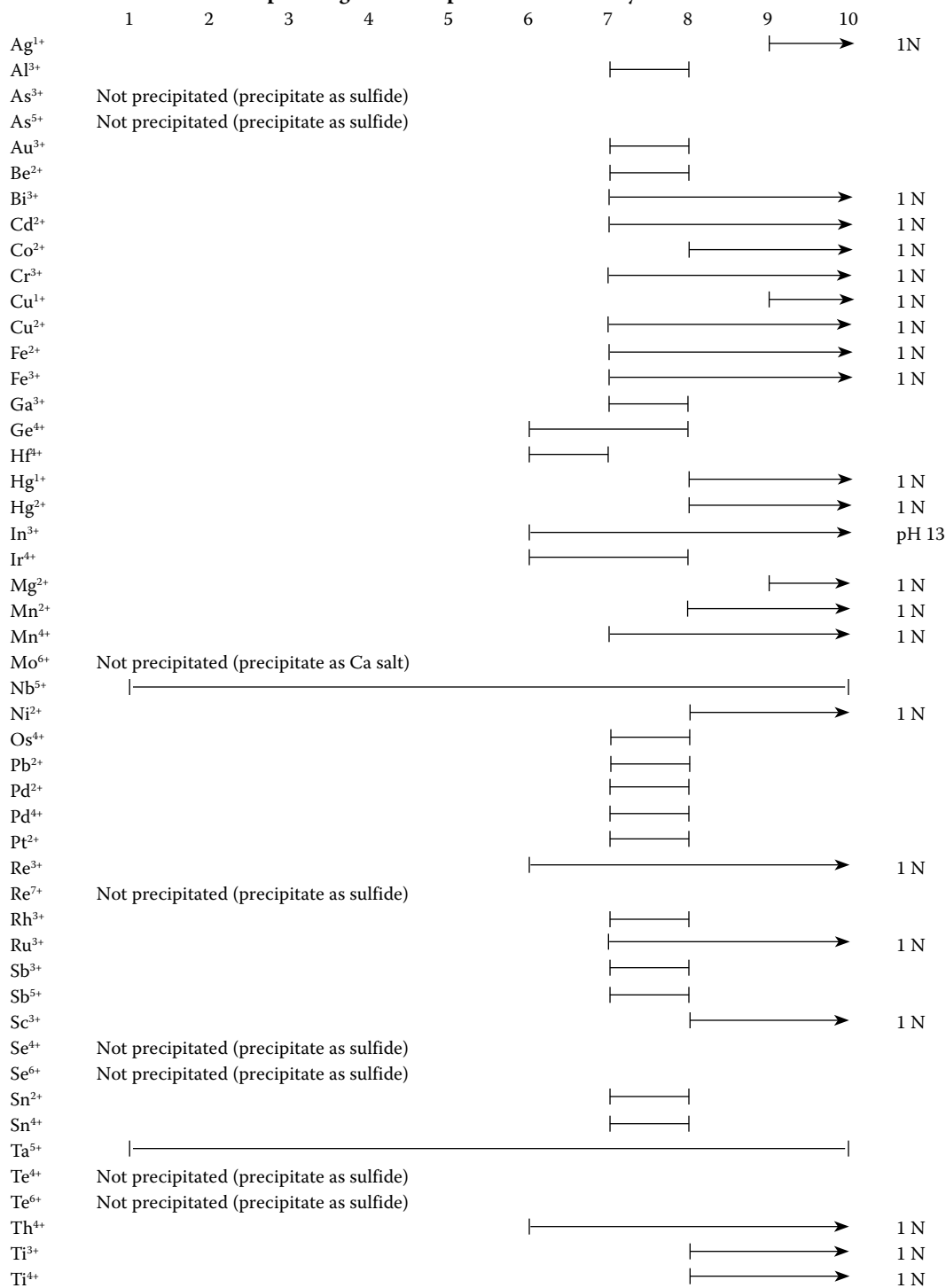


TABLE 12. pH Range for Precipitation of Metal Hydroxides and Oxides

	1	2	3	4	5	6	7	8	9	10	1 N
Tl ³⁺									→		
V ⁴⁺							—	—			
V ⁵⁺							—	—			
W ⁶⁺	Not precipitated (precipitate as Ca salt)										
Zn ²⁺							—	—			
Zr ⁴⁺						—	—				

References

- L. Erdey, *Gravimetric Analysis*, Part II, Pergamon Press, New York, 1965.
 D. T. Burns, A. Towsend, and A. H. Carter, *Inorganic Reaction Chemistry*, Vol. 2, Ellis Horwood, New York, 1981.

FIRE HAZARDS

Flammable solvents are a common source of laboratory fires. The relative ease with which some common laboratory solvents can be ignited is indicated by the following properties.

Flash Point — The lowest temperature, as determined by standard tests, at which a liquid emits vapor in sufficient concentration to form an ignitable mixture with air near the surface of the liquid in a test vessel. Note that many of these common chemicals have flash points below room temperature.

Ignition Temperature — The minimum temperature required to initiate self-sustained combustion, regardless of the heat source.

Flammable Limits — The lower flammable limit is the minimum concentration (percent by volume) of a vapor in air below which a

flame is not propagated when an ignition source is present. Below this concentration the mixture is too lean to burn. The upper flammable limit is the maximum concentration (percent by volume) of the vapor in air above which a flame is not propagated. Above this concentration the mixture is too rich to burn. The flammable range comprises all concentrations between these two limits. This range becomes wider with increasing temperature and in oxygen-rich atmospheres. Table 13 lists these properties for a few common laboratory chemicals.

GLOVE MATERIALS

It is good safety practice (and mandated in some laboratories) to wear rubber gloves while handling chemicals that can cause injury when in contact with, or absorbed through, the skin. The various

common rubbers are not equally resistant to all chemicals. Table 14 provides guidelines for selecting the best, and avoiding the poorest, glove material for handling a given chemical.

RESPIRATORS

In the event of a laboratory accident or spill, it will be necessary for someone to enter the contaminated area for cleanup. If significant quantities of a chemical are spilled, or even minor quantities of a known toxic material, it is essential to wear the correct kind of respirator equipment when entering the area. If it is not known

whether the contamination is of a chemical “immediately dangerous to life or health”, the prudent course is to assume that it is, and to use the corresponding type of respirator. Guidelines are presented in Table 15.

TABLE 13. Flash Points, Boiling Points, Ignition Temperatures, and Flammable Limits of Some Common Laboratory Chemicals

Chemical	Flash point (°C)	Boiling point (°C)	Ignition temp. (°C)	Flammable limit (percent by volume in air)	
				Lower	Upper
Acetaldehyde	-37.8	21.1	175.0	4.0	60.0
Acetone	-19.0	56.0	538.0	2.6	12.8
Benzene	-11.1	80.1	560.0	1.4	8.0
Carbon disulfide	-30.0	45.8	90.0	1.0	44.0
Cyclohexane	-18.0	80.7	260.0	1.3	8.0
Diethyl ether	-45.0	34.4	160.0	1.8	48.0
Ethanol	12.0	78.3	363.0	3.3	19.0
<i>n</i> -Heptane	-3.9	98.4	204.0	1.0	6.7
<i>n</i> -Hexane	-21.7	68.7	223.0	1.2	7.5
Isopropyl alcohol	11.7	82.2	398.9	2.0	12.0
Methanol	11.1	64.5	385.0	6.0	36.5
Methyl ethyl ketone	-6.1	79.6	515.6	1.9	11.0

TABLE 13. Flash Points, Boiling Points, Ignition Temperatures, and Flammable Limits of Some Common Laboratory Chemicals

Chemical	Flash point (°C)	Boiling point (°C)	Ignition temp. (°C)	Flammable limit (percent by volume in air)	
				Lower	Upper
Pentane	-40.0	36.1	260.0	1.4	7.8
Styrene	31.0	145.0	490.0	1.1	6.1
Toluene	4.4	110.6	530.0	1.3	7.0
<i>p</i> -Xylene	25.0	132.4	529.0	1.1	7.0

Note: For a more extensive listing, see the table "Properties of Common Solvents" in Section 15.

TABLE 14. Resistance to Chemicals of Common Glove Materials (E = Excellent, G = Good, F = Fair, P = Poor)

Chemical	Natural rubber	Neoprene	Nitrile	Vinyl
Acetaldehyde	G	G	E	G
Acetic acid	E	E	E	E
Acetone	G	G	G	F
Acrylonitrile	P	G	—	F
Ammonium hydroxide (sat)	G	E	E	E
Aniline	F	G	E	G
Benzaldehyde	F	F	E	G
Benzene ^a	P	F	G	F
Benzyl chloride ^a	F	P	G	P
Bromine	G	G	—	G
Butane	P	E	—	P
Butyraldehyde	P	G	—	G
Calcium hypochlorite	P	G	G	G
Carbon disulfide	P	P	G	F
Carbon tetrachloride ^a	P	F	G	F
Chlorine	G	G	—	G
Chloroacetone	F	E	—	P
Chloroform ^a	P	F	G	P
Chromic acid	P	F	F	E
Cyclohexane	F	E	—	P
Dibenzyl ether	F	G	—	P
Dibutyl phthalate	F	G	—	P
Diethanolamine	F	E	—	E
Diethyl ether	F	G	E	P
Dimethyl sulfoxide ^b	—	—	—	—
Ethyl acetate	F	G	G	F
Ethylene dichloride ^a	P	F	G	
Ethylene glycol	G	G	E	E
Ethylene trichloride ^a	P	P	—	P
Fluorine	G	G	—	G
Formaldehyde	G	E	E	E
Formic acid	G	E	E	E
Glycerol	G	G	E	E
Hexane	P	E	—	P
Hydrobromic acid (40%)	G	E	—	E
Hydrochloric acid (conc)	G	G	G	E
Hydrofluoric acid (30%)	G	G	G	E
Hydrogen peroxide	G	G	G	E
Iodine	G	G	—	G
Methylamine	G	G	E	E
Methyl cellosolve	F	E	—	P
Methyl chloride ^a	P	E	—	P
Methyl ethyl ketone	F	G	G	P
Methylene chloride ^a	F	F	G	F
Monoethanolamine	F	E	—	E
Morpholine	F	E	—	E
Naphthalene ^a	G	G	E	G
Nitric acid (conc)	P	P	P	G
Perchloric acid	F	G	F	E

TABLE 14. Resistance to Chemicals of Common Glove Materials (E = Excellent, G = Good, F = Fair, P = Poor)

Chemical	Natural rubber	Neoprene	Nitrile	Vinyl
Phenol	G	E	—	E
Phosphoric acid	G	E	—	E
Potassium hydroxide (sat)	G	G	G	E
Propylene dichloride ^a	P	F	—	P
Sodium hydroxide	G	G	G	E
Sodium hypochlorite	G	P	F	G
Sulfuric acid (conc)	G	G	F	G
Toluene ^a	P	F	G	F
Trichloroethylene ^a	P	F	G	F
Tricresyl phosphate	P	F	—	F
Triethanolamine	F	E	E	E
Trinitrotoluene	P	E	—	P

^a Aromatic and halogenated hydrocarbons will attack all types of natural and synthetic glove materials. Should swelling occur, the user should change to fresh gloves and allow the swollen gloves to dry and return to normal.

^b No data on the resistance to dimethyl sulfoxide of natural rubber, neoprene, nitrile rubber, or vinyl materials are available; the manufacturer of the substance recommends the use of butyl rubber gloves.

TABLE 15. Guide for Selection of Respirators

Type of hazard	Type of respirator
Oxygen deficiency	Self-contained breathing apparatus Hose mask with blower Combination of air-line respirator and auxiliary self-contained air supply or air-storage receiver with alarm
Gas and vapor contaminants	Self-contained breathing apparatus
Immediately dangerous to life or health	Hose mask with blower Air-purifying full-facepiece respirator with chemical canister (gas mask) Self-rescue mouthpiece respirator (for escape only) Combination of air-line respirator and auxiliary self-contained air supply or air-storage receiver with alarm
Not immediately dangerous to life or health	Air-line respirator Hose mask with blower Air-purifying half-mask or mouthpiece respirator with chemical cartridge
Particulate Contaminants	Self-contained breathing apparatus
Immediately dangerous to life or health	Hose mask with blower Air-purifying full-facepiece respirator with appropriate filter Self-rescue mouthpiece respirator (for escape only) Combination of air-line respirator and auxiliary self-contained air supply or air-storage receiver with alarm
Not immediately dangerous to life or health	Air-purifying half-mask or mouthpiece respirator with filter pad or cartridge Air-line respirator Air-line abrasive-blasting respirator Hose mask with blower
Combination of gas, vapor, and particulate contaminants	Self-contained breathing apparatus
Immediately dangerous to life or health	Hose mask with blower Air-purifying full-facepiece respirator with chemical canister and appropriate filter (gas mask with filter) Self-rescue mouthpiece respirator (for escape only) Combination of air-line respirator and auxiliary self-contained air supply or air-storage receiver with alarm
Not immediately dangerous to life or health	Air-line respirator Hose mask without blower Air-purifying half-mask or mouthpiece respirator with chemical cartridge and appropriate filter

Source: ANSI Standard Z88.2 (1969).

FLAMMABILITY OF CHEMICAL SUBSTANCES

This table gives properties related to the flammability of about 900 chemical substances. The properties listed are:

- t_B : Normal boiling point in °C (at 101.325 kPa pressure).
- FP: Flash point, which is the minimum temperature at which the vapor pressure of a liquid is sufficient to form an ignitable mixture with air near the surface of the liquid. Flash point is not an intrinsic physical property but depends on the conditions of measurement (see Reference 1).
- Fl. Limits: Flammable limits (often called explosive limits), which specify the range of concentration of the vapor in air (in percent by volume) for which a flame can propagate. Below the lower flammable limit, the gas mixture is too lean to burn; above the upper flammable limit, the mixture is too rich. Values refer to ambient temperature and pressure and are dependent on the precise test conditions. A ? indicates that one of the limits is not known.
- IT: Ignition temperature (sometimes called autoignition temperature), which is the minimum temperature required for self-sustained combustion in the absence of an external ignition source. As in the case of flash point, the value depends on specified test conditions.

Even in cases where very careful measurements of flash point have been replicated in several laboratories, observed values can differ by 3 to 6°C (Reference 4). For more typical measurements, larger uncertainties should be assumed in both flash points and autoignition temperatures. The absence of a flash point entry in this table does not mean that the substance is nonflammable, but only that no reliable value is available.

Compounds are listed by molecular formula following the Hill convention. Substances not containing carbon are listed first, followed by those that contain carbon. To locate an organic compound by name or CAS Registry Number when the molecular formula is not known, use the table "Physical Constants of Organic Compounds" in Section 3 and its indexes to determine the molecular formula.

References

1. *Fire Protection Guide to Hazardous Materials, 11th Edition*, National Fire Protection Association, Quincy, MA, 1994.
2. Urben, P. G., Ed., *Bretherick's Handbook of Reactive Chemical Hazards, 5th Edition*, Butterworth-Heinemann, Oxford, 1995.
3. Daubert, T. E., Danner, R. P., Sibul, H. M., and Stebbins, C. C., *Physical and Thermodynamic Properties of Pure Compounds: Data Compilation*, extant 1994 (core with 4 supplements), Taylor & Francis, Bristol, PA.
4. *Report of Investigation: Flash Point Reference Materials*, National Institute of Standards and Technology, Standard Reference Materials Program, Gaithersburg, MD, 1995.

Mol. form.	Name	t_B /°C	FP/°C	Fl. limits	IT/°C
Compounds not containing carbon					
B ₂ H ₆	Diborane	-92.4	-90	1-98%	≈40
B ₅ H ₉	Pentaborane(9)	60	30	0.4-?	35
BrH ₃ Si	Bromosilane	1.9	<0		≈20
Br ₃ HSi	Tribromosilane	109			≈20
Cl ₂ H ₂ Si	Dichlorosilane	8.3		4.1-99%	36
Cl ₃ HSi	Trichlorosilane	33	-50		104
GeH ₄	Germane	-88.1			≈20
Ge ₂ H ₆	Digermane	29			≈50
H ₂	Hydrogen	-252.8		4-74%	
H ₂ S	Hydrogen sulfide	-59.55		4-44%	260
H ₂ S ₂	Hydrogen disulfide	70.7	<22		
H ₂ Te	Hydrogen telluride	-2			-50
H ₃ N	Ammonia	-33.33		16-25%	
H ₃ P	Phosphine	-87.75		1.8-?	
H ₄ N ₂	Hydrazine	113.55	38	5-100%	
H ₄ P ₂	Diphosphine	63.5			≈20
H ₄ Si	Silane	-111.9	-112	1.4-?	≈20
H ₆ Si ₂	Disilane	-14.3	-14		≈20
H ₈ Si ₃	Trisilane	52.9	<0		≈20
P	Phosphorus (white)	280.5			38
Compounds containing carbon					
CHN	Hydrogen cyanide	26	-18	6-40%	538
CH ₂ Cl ₂	Dichloromethane	40		13-23%	556
CH ₂ N ₂	Cyanamide		141		
CH ₂ O	Formaldehyde	-19.1	85	7.0-73%	424
(CH ₂ O) _x	Paraformaldehyde		70	7.0-73%	300
CH ₂ O ₂	Formic acid	101	50	18-57%	434
CH ₃ Br	Bromomethane	3.5		10-16%	537
CH ₃ Cl	Chloromethane	-24.0		8.1-17.4%	632

Mol. form.	Name	$t_b/^\circ\text{C}$	FP/ $^\circ\text{C}$	Fl. limits	IT/ $^\circ\text{C}$
CH ₃ Cl ₃ Si	Methyltrichlorosilane	65.6	-9	7.6->20%	>404
CH ₃ NO	Formamide	220	154		
CH ₃ NO ₂	Nitromethane	101.1	35	7.3-?	418
CH ₄	Methane	-161.5		5.0-15.0%	537
CH ₄ Cl ₂ Si	Dichloromethylsilane	41	-9	6.0-55%	316
CH ₄ O	Methanol	64.6	11	6.0-36%	464
CH ₄ S	Methanethiol	5.9	-18	3.9-21.8%	
CH ₅ N	Methylamine	-6.3	0	4.9-20.7%	430
CH ₆ N ₂	Methylhydrazine	87.5	-8	2.5-92%	194
CO	Carbon monoxide	-191.5		12.5-74%	609
COS	Carbon oxysulfide	-50		12-29%	
CS ₂	Carbon disulfide	46	-30	1.3-50.0%	90
C ₂ ClF ₃	Chlorotrifluoroethylene	-27.8		8.4-16.0%	
C ₂ F ₄	Tetrafluoroethylene	-75.9		10.0-50.0%	200
C ₂ HCl ₃	Trichloroethylene	87.2		8-10.5%	420
C ₂ HCl ₃ O	Dichloroacetyl chloride	108	66		
C ₂ H ₂	Acetylene	-84.7		2.5-100%	305
C ₂ H ₂ Cl ₂	1,1-Dichloroethylene	31.6	-28	6.5-15.5%	570
C ₂ H ₂ Cl ₂	<i>cis</i> -1,2-Dichloroethylene	60.1	6	3-15%	460
C ₂ H ₂ Cl ₂	<i>trans</i> -1,2-Dichloroethylene	48.7	2	6-13%	460
C ₂ H ₂ F ₂	1,1-Difluoroethylene	-85.7		5.5-21.3%	
C ₂ H ₃ Br	Bromoethylene	15.8		9-15%	530
C ₂ H ₃ Cl	Chloroethylene	-13.3	-78	3.6-33.0%	472
C ₂ H ₃ ClF ₂	1-Chloro-1,1-difluoroethane	-9.7		6-18%	632
C ₂ H ₃ ClO	Acetyl chloride	50.7	4		390
C ₂ H ₃ Cl ₂ NO ₂	1,1-Dichloro-1-nitroethane	123.5	76		
C ₂ H ₃ Cl ₃	1,1,1-Trichloroethane	74.0		8-10.5%	500
C ₂ H ₃ Cl ₃	1,1,2-Trichloroethane	113.8	32	6-28%	460
C ₂ H ₃ Cl ₃ Si	Trichlorovinylsilane	91.5	21		
C ₂ H ₃ F	Fluoroethylene	-72		2.6-21.7%	
C ₂ H ₃ N	Acetonitrile	81.6	6	3.0-16.0%	524
C ₂ H ₃ NO	Methyl isocyanate	39.5	-7	5.3-26%	534
C ₂ H ₄	Ethylene	-103.7		2.7-36%	450
C ₂ H ₄ ClNO ₂	1-Chloro-1-nitroethane	124.5	56		
C ₂ H ₄ Cl ₂	1,1-Dichloroethane	57.4	-17	5.4-11.4%	458
C ₂ H ₄ Cl ₂	1,2-Dichloroethane	83.5	13	6.2-16%	413
C ₂ H ₄ O	Acetaldehyde	20.1	-39	4.0-60%	175
C ₂ H ₄ O	Ethylene oxide	10.6	-20	3.0-100%	429
C ₂ H ₄ O ₂	Acetic acid	117.9	39	4.0-19.9%	463
C ₂ H ₄ O ₂	Methyl formate	31.7	-19	4.5-23%	449
C ₂ H ₄ O ₃	Ethaneperoxoic acid	110	41		
C ₂ H ₅ Br	Bromoethane	38.5		6.8-8.0%	511
C ₂ H ₅ Cl	Chloroethane	12.3	-50	3.8-15.4%	519
C ₂ H ₅ ClO	Ethylene chlorohydrin	128.6	60	4.9-15.9%	425
C ₂ H ₅ Cl ₃ Si	Trichloroethylsilane	100.5	22		
C ₂ H ₅ N	Ethyleneimine	56	-11	3.3-54.8%	320
C ₂ H ₅ NO ₂	Nitroethane	114.0	28	3.4-17%	414
C ₂ H ₅ NO ₂	Ethyl nitrite	18	-35	4.0-50%	90
C ₂ H ₅ NO ₃	Ethyl nitrate	87.2	10	4-?	
C ₂ H ₆	Ethane	-88.6		3.0-12.5%	472
C ₂ H ₆ Cl ₂ Si	Dichlorodimethylsilane	70.3	<21	3.4-9.5%	
C ₂ H ₆ O	Ethanol	78.2	13	3.3-19%	363
C ₂ H ₆ O	Dimethyl ether	-24.8	-41	3.4-27.0%	350
C ₂ H ₆ OS	2-Mercaptoethanol	158	74		
C ₂ H ₆ OS	Dimethyl sulfoxide	189	95	2.6-42%	215
C ₂ H ₆ O ₂	Ethylene glycol	197.3	111	3.2-22%	398
C ₂ H ₆ O ₄ S	Dimethyl sulfate		83		188
C ₂ H ₆ S	Ethanethiol	35.1	-17	2.8-18.0%	300
C ₂ H ₆ S	Dimethyl sulfide	37.3	-37	2.2-19.7%	206
C ₂ H ₆ S ₂	Dimethyl disulfide	109.8	24		
C ₂ H ₇ N	Ethylamine	16.5	-16	3.5-14%	385

Mol. form.	Name	$t_B/^\circ\text{C}$	FP/ $^\circ\text{C}$	Fl. limits	IT/ $^\circ\text{C}$
$\text{C}_2\text{H}_7\text{N}$	Dimethylamine	6.8	20	2.8–14.4%	400
$\text{C}_2\text{H}_7\text{NO}$	Ethanolamine	171	86	3.0–23.5%	410
$\text{C}_2\text{H}_8\text{N}_2$	1,2-Ethanediamine	117	40	2.5–12.0%	385
$\text{C}_2\text{H}_8\text{N}_2$	1,1-Dimethylhydrazine	63.9	-15	2–95%	249
C_2N_2	Cyanogen	-21.1		6.6–32%	
$\text{C}_3\text{H}_3\text{Br}$	3-Bromo-1-propyne	89	10	3.0–?	324
$\text{C}_3\text{H}_3\text{N}$	2-Propenenitrile	77.3	0	3.0–17.0%	481
C_3H_4	Propyne	-23.2		2.1–12.5%	
$\text{C}_3\text{H}_4\text{ClN}$	3-Chloropropanenitrile	175.5	76		
$\text{C}_3\text{H}_4\text{Cl}_2$	2,3-Dichloropropene	94	15	2.6–7.8%	
$\text{C}_3\text{H}_4\text{O}$	Propargyl alcohol	113.6	36		
$\text{C}_3\text{H}_4\text{O}$	Acrolein	52.6	-26	2.8–31%	220
$\text{C}_3\text{H}_4\text{O}_2$	Propenoic acid	141	50	2.4–8.0%	438
$\text{C}_3\text{H}_4\text{O}_2$	2-Oxetanone	162	74	2.9–?	
$\text{C}_3\text{H}_4\text{O}_3$	Ethylene carbonate	248	143		
$\text{C}_3\text{H}_5\text{Br}$	3-Bromopropene	70.1	-1	4.4–7.3%	295
$\text{C}_3\text{H}_5\text{Cl}$	2-Chloropropene	22.6	-37	4.5–16%	
$\text{C}_3\text{H}_5\text{Cl}$	3-Chloropropene	45.1	-32	2.9–11.1%	485
$\text{C}_3\text{H}_5\text{ClO}$	Epichlorohydrin	118	31	3.8–21.0%	411
$\text{C}_3\text{H}_5\text{ClO}$	Propanoyl chloride	80	12		
$\text{C}_3\text{H}_5\text{ClO}_2$	2-Chloropropanoic acid	185	107		500
$\text{C}_3\text{H}_5\text{ClO}_2$	Ethyl chloroformate	95	16		500
$\text{C}_3\text{H}_5\text{ClO}_2$	Methyl chloroacetate	129.5	57	7.5–18.5%	
$\text{C}_3\text{H}_5\text{Cl}_2\text{NO}_2$	1,1-Dichloro-1-nitropropane	145	66		
$\text{C}_3\text{H}_5\text{Cl}_3$	1,2,3-Trichloropropane	157	71	3.2–12.6%	
$\text{C}_3\text{H}_5\text{Cl}_3\text{Si}$	Trichloro-2-propenylsilane	117.5	35		
$\text{C}_3\text{H}_5\text{N}$	Propanenitrile	97.1	2	3.1–14%	512
$\text{C}_3\text{H}_5\text{NO}$	3-Hydroxypropanenitrile	221	129		
$\text{C}_3\text{H}_5\text{N}_3\text{O}_9$	Trinitroglycerol				270
C_3H_6	Propene	-47.6		2.0–11.1%	455
C_3H_6	Cyclopropane	-32.8		2.4–10.4%	498
$\text{C}_3\text{H}_6\text{ClNO}_2$	1-Chloro-1-nitropropane	142	62		
$\text{C}_3\text{H}_6\text{ClNO}_2$	2-Chloro-2-nitropropane		57		
$\text{C}_3\text{H}_6\text{Cl}_2$	1,2-Dichloropropane	96.4	21	3.4–14.5%	557
$\text{C}_3\text{H}_6\text{Cl}_2\text{O}$	1,3-Dichloro-2-propanol	176	74		
$\text{C}_3\text{H}_6\text{N}_2$	Dimethylcyanamide	163.5	71		
$\text{C}_3\text{H}_6\text{O}$	Allyl alcohol	97.0	21	2.5–18.0%	378
$\text{C}_3\text{H}_6\text{O}$	Methyl vinyl ether	5.5			287
$\text{C}_3\text{H}_6\text{O}$	Propanal	48	-30	2.6–17%	207
$\text{C}_3\text{H}_6\text{O}$	Acetone	56.0	-20	2.5–12.8%	465
$\text{C}_3\text{H}_6\text{O}$	Methyloxirane	35	-37	3.1–27.5%	449
$\text{C}_3\text{H}_6\text{O}_2$	Propanoic acid	141.1	52	2.9–12.1%	465
$\text{C}_3\text{H}_6\text{O}_2$	Ethyl formate	54.4	-20	2.8–16.0%	455
$\text{C}_3\text{H}_6\text{O}_2$	Methyl acetate	56.8	-10	3.1–16%	454
$\text{C}_3\text{H}_6\text{O}_2$	1,3-Dioxolane	78	2		
$\text{C}_3\text{H}_6\text{O}_3$	Dimethyl carbonate	90.5	19		
$\text{C}_3\text{H}_6\text{O}_3$	1,3,5-Trioxane	114.5	45	3.6–29%	414
$\text{C}_3\text{H}_7\text{Br}$	1-Bromopropane	71.1			490
$\text{C}_3\text{H}_7\text{Cl}$	1-Chloropropane	46.5	<-18	2.6–11.1%	520
$\text{C}_3\text{H}_7\text{Cl}$	2-Chloropropane	35.7	-32	2.8–10.7%	593
$\text{C}_3\text{H}_7\text{ClO}$	2-Chloro-1-propanol	133.5	52		
$\text{C}_3\text{H}_7\text{ClO}$	1-Chloro-2-propanol	127	52		
$\text{C}_3\text{H}_7\text{Cl}_3\text{Si}$	Trichloropropylsilane	123.5	37		
$\text{C}_3\text{H}_7\text{N}$	Allylamine	53.3	-29	2.2–22%	374
$\text{C}_3\text{H}_7\text{NO}$	<i>N,N</i> -Dimethylformamide	153	58	2.2–15.2%	445
$\text{C}_3\text{H}_7\text{NO}_2$	1-Nitropropane	131.1	36	2.2–?	421
$\text{C}_3\text{H}_7\text{NO}_2$	2-Nitropropane	120.2	24	2.6–11.0%	428
$\text{C}_3\text{H}_7\text{NO}_3$	Propyl nitrate	110	20	2–100%	175
C_3H_8	Propane	-42.1	-104	2.1–9.5%	450
$\text{C}_3\text{H}_8\text{O}$	1-Propanol	97.2	23	2.2–13.7%	412
$\text{C}_3\text{H}_8\text{O}$	2-Propanol	82.3	12	2.0–12.7%	399

Mol. form.	Name	$t_B/^\circ\text{C}$	FP/ $^\circ\text{C}$	Fl. limits	IT/ $^\circ\text{C}$
$\text{C}_3\text{H}_8\text{O}$	Ethyl methyl ether	7.4	-37	2.0-10.1%	190
$\text{C}_3\text{H}_8\text{O}_2$	1,2-Propylene glycol	187.6	99	2.6-12.5%	371
$\text{C}_3\text{H}_8\text{O}_2$	1,3-Propylene glycol	214.4			400
$\text{C}_3\text{H}_8\text{O}_2$	Ethylene glycol monomethyl ether	124.1	39	1.8-14%	285
$\text{C}_3\text{H}_8\text{O}_2$	Dimethoxymethane	42	-32	2.2-13.8%	237
$\text{C}_3\text{H}_8\text{O}_3$	Glycerol	290	199	3-19%	370
$\text{C}_3\text{H}_9\text{BO}_3$	Trimethyl borate	67.5	-8		
$\text{C}_3\text{H}_9\text{ClSi}$	Trimethylchlorosilane	60	-28		395
$\text{C}_3\text{H}_9\text{N}$	Propylamine	47.2	-37	2.0-10.4%	318
$\text{C}_3\text{H}_9\text{N}$	Isopropylamine	31.7	-37		402
$\text{C}_3\text{H}_9\text{N}$	Trimethylamine	2.8	-5	2.0-11.6%	190
$\text{C}_3\text{H}_9\text{NO}$	3-Amino-1-propanol	187.5	80		
$\text{C}_3\text{H}_9\text{NO}$	1-Amino-2-propanol	159.4	77		374
$\text{C}_3\text{H}_9\text{NO}$	<i>N</i> -Methyl-2-ethanolamine	158	74		
$\text{C}_3\text{H}_9\text{O}_3\text{P}$	Trimethyl phosphite	111.5	54		
$\text{C}_3\text{H}_9\text{O}_4\text{P}$	Trimethyl phosphate	197.2	107		
$\text{C}_3\text{H}_{10}\text{N}_2$	1,3-Propanediamine	139.8	24		
C_4Cl_6	Hexachloro-1,3-butadiene	215			610
$\text{C}_4\text{H}_2\text{O}_3$	Maleic anhydride	202	102	1.4-7.1%	477
C_4H_4	1-Buten-3-yne	5.1		21-100%	
$\text{C}_4\text{H}_4\text{N}_2$	Succinonitrile	266	132		
$\text{C}_4\text{H}_4\text{O}$	Furan	31.5	-36	2.3-14.3%	
$\text{C}_4\text{H}_4\text{O}_2$	Diketene	126.1	34		
$\text{C}_4\text{H}_4\text{S}$	Thiophene	84.0	-1		
$\text{C}_4\text{H}_5\text{Cl}$	2-Chloro-1,3-butadiene	59.4	-20	4.0-20.0%	
$\text{C}_4\text{H}_5\text{N}$	2-Butenenitrile	120.5	16		
$\text{C}_4\text{H}_5\text{N}$	Methylacrylonitrile	90.3	1	2-6.8%	
$\text{C}_4\text{H}_5\text{N}$	Pyrrole	129.7	39		
C_4H_6	1,3-Butadiene	-4.4		2.0-12.0%	420
C_4H_6	2-Butyne	26.9	-31	1.4-?	
$\text{C}_4\text{H}_6\text{O}$	Divinyl ether	28.3	<-30	1.7-27%	360
$\text{C}_4\text{H}_6\text{O}$	Ethoxyacetylene	50	<-7		
$\text{C}_4\text{H}_6\text{O}$	<i>trans</i> -2-Butenal	102.2	13	2.1-15.5%	232
$\text{C}_4\text{H}_6\text{O}$	3-Buten-2-one	81.4	-7	2.1-15.6%	491
$\text{C}_4\text{H}_6\text{O}$	Vinylloxirane	68	<-50		
$\text{C}_4\text{H}_6\text{O}_2$	Methacrylic acid	162.5	77	1.6-8.8%	68
$\text{C}_4\text{H}_6\text{O}_2$	Vinyl acetate	72.5	-8	2.6-13.4%	402
$\text{C}_4\text{H}_6\text{O}_2$	Methyl acrylate	80.7	-3	2.8-25%	468
$\text{C}_4\text{H}_6\text{O}_2$	2,3-Butanedione	88	27		
$\text{C}_4\text{H}_6\text{O}_2$	γ -Butyrolactone	204	98		
$\text{C}_4\text{H}_6\text{O}_3$	Acetic anhydride	139.5	49	2.7-10.3%	316
$\text{C}_4\text{H}_6\text{O}_3$	Propylene carbonate	242	135		
$\text{C}_4\text{H}_6\text{O}_6$	<i>L</i> -Tartaric acid		210		425
$\text{C}_4\text{H}_7\text{Br}$	1-Bromo-2-butene	104.5		4.6-12.0%	
$\text{C}_4\text{H}_7\text{BrO}_2$	Ethyl bromoacetate	168.5	48		
$\text{C}_4\text{H}_7\text{Cl}$	2-Chloro-1-butene	58.5	-19	2.3-9.3%	
$\text{C}_4\text{H}_7\text{Cl}$	3-Chloro-2-methylpropene	71.5	-12	3.2-8.1%	
$\text{C}_4\text{H}_7\text{ClO}$	2-Chloroethyl vinyl ether	108	27		
$\text{C}_4\text{H}_7\text{ClO}_2$	Ethyl chloroacetate	144.3	64		
$\text{C}_4\text{H}_7\text{N}$	Butanenitrile	117.6	24	1.6-?	501
$\text{C}_4\text{H}_7\text{N}$	2-Methylpropanenitrile	103.9	8		482
$\text{C}_4\text{H}_7\text{NO}$	Acetone cyanohydrin		74	2.2-12.0%	688
$\text{C}_4\text{H}_7\text{NO}$	2-Pyrrolidone	251	129		
C_4H_8	1-Butene	-6.2		1.6-10.0%	385
C_4H_8	<i>cis</i> -2-Butene	3.7		1.7-9.0%	325
C_4H_8	<i>trans</i> -2-Butene	0.8		1.8-9.7%	324
C_4H_8	Isobutene	-6.9		1.8-9.6%	465
C_4H_8	Cyclobutane	12.6	<10	1.8-?	
$\text{C}_4\text{H}_8\text{Cl}_2$	1,2-Dichlorobutane	124.1			275
$\text{C}_4\text{H}_8\text{Cl}_2$	1,4-Dichlorobutane	161	52		
$\text{C}_4\text{H}_8\text{Cl}_2\text{O}$	Bis(2-chloroethyl) ether	178.5	55	2.7-?	369

Mol. form.	Name	$t_B/^\circ\text{C}$	FP/ $^\circ\text{C}$	Fl. limits	IT/ $^\circ\text{C}$
$\text{C}_4\text{H}_8\text{O}$	2-Buten-1-ol	121.5	27	4.2–35.3%	349
$\text{C}_4\text{H}_8\text{O}$	2-Methyl-2-propenol	114.5	33		
$\text{C}_4\text{H}_8\text{O}$	Ethyl vinyl ether	35.5	<–46	1.7–28%	202
$\text{C}_4\text{H}_8\text{O}$	1,2-Epoxybutane	63.4	–22	1.7–19%	439
$\text{C}_4\text{H}_8\text{O}$	Butanal	74.8	–22	1.9–12.5%	218
$\text{C}_4\text{H}_8\text{O}$	Isobutanal	64.5	–18	1.6–10.6%	196
$\text{C}_4\text{H}_8\text{O}$	2-Butanone	79.5	–9	1.4–11.4%	404
$\text{C}_4\text{H}_8\text{O}$	Tetrahydrofuran	65	–14	2–11.8%	321
$\text{C}_4\text{H}_8\text{OS}$	1,4-Oxathiane	147	42		
$\text{C}_4\text{H}_8\text{O}_2$	Butanoic acid	163.7	72	2.0–10.0%	443
$\text{C}_4\text{H}_8\text{O}_2$	2-Methylpropanoic acid	154.4	56	2.0–9.2%	481
$\text{C}_4\text{H}_8\text{O}_2$	Propyl formate	80.9	–3		455
$\text{C}_4\text{H}_8\text{O}_2$	Isopropyl formate	68.2	–6		485
$\text{C}_4\text{H}_8\text{O}_2$	Ethyl acetate	77.1	–4	2.0–11.5%	426
$\text{C}_4\text{H}_8\text{O}_2$	Methyl propanoate	79.8	–2	2.5–13%	469
$\text{C}_4\text{H}_8\text{O}_2$	3-Hydroxybutanal		66		250
$\text{C}_4\text{H}_8\text{O}_2$	1,4-Dioxane	101.5	12	2.0–22%	180
$\text{C}_4\text{H}_8\text{O}_2\text{S}$	Sulfolane	287.3	177		
$\text{C}_4\text{H}_8\text{O}_3$	Methyl lactate	144.8	49	2.2–?	385
$\text{C}_4\text{H}_8\text{O}_3$	Ethylene glycol monoacetate	188	102		
$\text{C}_4\text{H}_9\text{Br}$	1-Bromobutane	101.6	18	2.6–6.6%	265
$\text{C}_4\text{H}_9\text{Br}$	2-Bromobutane	91.2	21		
$\text{C}_4\text{H}_9\text{Cl}$	1-Chlorobutane	78.6	–12	1.9–10.1%	240
$\text{C}_4\text{H}_9\text{Cl}$	2-Chlorobutane	68.2	–10		
$\text{C}_4\text{H}_9\text{Cl}$	1-Chloro-2-methylpropane	68.5	–6	2.0–8.7%	
$\text{C}_4\text{H}_9\text{Cl}$	2-Chloro-2-methylpropane	50.9	0		
$\text{C}_4\text{H}_9\text{Cl}_3\text{Si}$	Butyltrichlorosilane	148.5	54		
$\text{C}_4\text{H}_9\text{N}$	Pyrrolidine	86.5	3		
$\text{C}_4\text{H}_9\text{NO}$	<i>N</i> -Ethylacetamide	205	110		
$\text{C}_4\text{H}_9\text{NO}$	<i>N,N</i> -Dimethylacetamide	165	70	1.8–11.5%	490
$\text{C}_4\text{H}_9\text{NO}$	Butanal oxime	154	58		
$\text{C}_4\text{H}_9\text{NO}$	2-Butanone oxime	152.5	\approx 70		
$\text{C}_4\text{H}_9\text{NO}$	Morpholine	128	37	1.4–11.2%	290
$\text{C}_4\text{H}_9\text{NO}_2$	<i>N</i> -Acetyethanolamine		179		460
$\text{C}_4\text{H}_9\text{NO}_3$	Butyl nitrate	133	36		
C_4H_{10}	Butane	–0.5	–60	1.9–8.5%	287
C_4H_{10}	Isobutane	–11.7	–87	1.8–8.4%	460
$\text{C}_4\text{H}_{10}\text{N}_2$	Piperazine	146	81		
$\text{C}_4\text{H}_{10}\text{O}$	1-Butanol	117.7	37	1.4–11.2%	343
$\text{C}_4\text{H}_{10}\text{O}$	2-Butanol	99.5	24	1.7–9.8%	405
$\text{C}_4\text{H}_{10}\text{O}$	2-Methyl-1-propanol	107.8	28	1.7–10.6%	415
$\text{C}_4\text{H}_{10}\text{O}$	2-Methyl-2-propanol	82.4	11	2.4–8.0%	478
$\text{C}_4\text{H}_{10}\text{O}$	Diethyl ether	34.5	–45	1.9–36.0%	180
$\text{C}_4\text{H}_{10}\text{O}$	Methyl propyl ether	39.1	–20	2.0–14.8%	
$\text{C}_4\text{H}_{10}\text{O}_2$	1,2-Butanediol	190.5	40		
$\text{C}_4\text{H}_{10}\text{O}_2$	1,3-Butanediol	207.5	121		395
$\text{C}_4\text{H}_{10}\text{O}_2$	1,4-Butanediol	235	121		
$\text{C}_4\text{H}_{10}\text{O}_2$	2,3-Butanediol	182.5			402
$\text{C}_4\text{H}_{10}\text{O}_2$	Ethylene glycol monoethyl ether	135	43	3–18%	235
$\text{C}_4\text{H}_{10}\text{O}_2$	Ethylene glycol dimethyl ether	85	–2		202
$\text{C}_4\text{H}_{10}\text{O}_2$	<i>tert</i> -Butyl hydroperoxide		27		
$\text{C}_4\text{H}_{10}\text{O}_2\text{S}$	2,2'-Thiodiethanol	282	160		298
$\text{C}_4\text{H}_{10}\text{O}_3$	Diethylene glycol	245.8	124	2–17%	224
$\text{C}_4\text{H}_{10}\text{O}_4\text{S}$	Diethyl sulfate	208	104		436
$\text{C}_4\text{H}_{10}\text{S}$	1-Butanethiol	98.5	2		
$\text{C}_4\text{H}_{10}\text{S}$	2-Butanethiol	85	–23		
$\text{C}_4\text{H}_{10}\text{S}$	2-Methyl-1-propanethiol	88.5	2		
$\text{C}_4\text{H}_{10}\text{S}$	2-Methyl-2-propanethiol	64.3	<–29		
$\text{C}_4\text{H}_{10}\text{Se}$	Diethyl selenide	108		2.5–?	
$\text{C}_4\text{H}_{11}\text{N}$	Butylamine	77.0	–12	1.7–9.8%	312
$\text{C}_4\text{H}_{11}\text{N}$	<i>sec</i> -Butylamine	63.5	–9		

Mol. form.	Name	$t_b/^\circ\text{C}$	FP/ $^\circ\text{C}$	Fl. limits	IT/ $^\circ\text{C}$
$\text{C}_4\text{H}_{11}\text{N}$	<i>tert</i> -Butylamine	44.0	-9	1.7-8.9%	380
$\text{C}_4\text{H}_{11}\text{N}$	Isobutylamine	67.7	-9	2-12%	378
$\text{C}_4\text{H}_{11}\text{N}$	Diethylamine	55.5	-23	1.8-10.1%	312
$\text{C}_4\text{H}_{11}\text{NO}$	2-Amino-1-butanol	178	74		
$\text{C}_4\text{H}_{11}\text{NO}$	2-Amino-2-methyl-1-propanol	165.5	67		
$\text{C}_4\text{H}_{11}\text{NO}_2$	Diethanolamine	268.8	172	2-13%	662
$\text{C}_4\text{H}_{12}\text{Sn}$	Tetramethylstannane	78	-12	1.9-?	
$\text{C}_4\text{H}_{13}\text{N}_3$	Diethylenetriamine	207	98	2-6.7%	358
$\text{C}_5\text{H}_4\text{O}_2$	Furfural	161.7	60	2.1-19.3%	316
$\text{C}_5\text{H}_5\text{N}$	Pyridine	115.2	20	1.8-12.4%	482
C_5H_6	2-Methyl-1-buten-3-yne	32	<-7		
$\text{C}_5\text{H}_6\text{N}_2$	2-Methylpyrazine	137	50		
$\text{C}_5\text{H}_6\text{O}$	3-Methylfuran	66	-30		
$\text{C}_5\text{H}_6\text{O}_2$	Furfuryl alcohol	171	75	1.8-16.3%	491
$\text{C}_5\text{H}_7\text{N}$	1-Methylpyrrole	115	16		
$\text{C}_5\text{H}_7\text{NO}$	2-Furanmethanamine	145.5	37		
$\text{C}_5\text{H}_7\text{NO}_2$	Ethyl cyanoacetate	205	110		
C_5H_8	2-Methyl-1,3-butadiene	34.0	-54	1.5-8.9%	395
C_5H_8	1-Pentyne	40.1	<-20		
C_5H_8	Cyclopentene	44.2	-29		395
$\text{C}_5\text{H}_8\text{O}$	3-Methyl-3-buten-2-one	98		1.8-9.0%	
$\text{C}_5\text{H}_8\text{O}$	Cyclopentanone	130.5	26		
$\text{C}_5\text{H}_8\text{O}$	3,4-Dihydro-2H-pyran	86	-18		
$\text{C}_5\text{H}_8\text{O}_2$	Allyl acetate	103.5	22		374
$\text{C}_5\text{H}_8\text{O}_2$	Isopropenyl acetate	94	26		432
$\text{C}_5\text{H}_8\text{O}_2$	Vinyl propanoate	91.2	1		
$\text{C}_5\text{H}_8\text{O}_2$	Ethyl acrylate	99.4	10	1.4-14%	372
$\text{C}_5\text{H}_8\text{O}_2$	Methyl methacrylate	100.5	10	1.7-8.2%	
$\text{C}_5\text{H}_8\text{O}_2$	2,4-Pentanedione	138	34		340
$\text{C}_5\text{H}_8\text{O}_3$	Methyl acetoacetate	171.7	77		280
$\text{C}_5\text{H}_9\text{NO}$	<i>N</i> -Methyl-2-pyrrolidone	202	96	1-10%	346
C_5H_{10}	1-Pentene	29.9	-18	1.5-8.7%	275
C_5H_{10}	<i>cis</i> -2-Pentene	36.9	<-20		
C_5H_{10}	<i>trans</i> -2-Pentene	36.3	<-20		
C_5H_{10}	2-Methyl-1-butene	31.2	-20		
C_5H_{10}	3-Methyl-1-butene	20.1	-7	1.5-9.1%	365
C_5H_{10}	2-Methyl-2-butene	38.5	-20		
C_5H_{10}	Cyclopentane	49.3	-25	1.5-?	361
$\text{C}_5\text{H}_{10}\text{Cl}_2$	1,5-Dichloropentane	179	>27		
$\text{C}_5\text{H}_{10}\text{N}_2$	3-(Dimethylamino)propanenitrile	173	65		
$\text{C}_5\text{H}_{10}\text{O}$	Cyclopentanol	140.4	51		
$\text{C}_5\text{H}_{10}\text{O}$	Pentanal	103	12		222
$\text{C}_5\text{H}_{10}\text{O}$	2-Pentanone	102.2	7	1.5-8.2%	452
$\text{C}_5\text{H}_{10}\text{O}$	3-Pentanone	101.9	13	1.6-?	450
$\text{C}_5\text{H}_{10}\text{O}$	Tetrahydropyran	88	-20		
$\text{C}_5\text{H}_{10}\text{O}$	2-Methyltetrahydrofuran	78	-11		
$\text{C}_5\text{H}_{10}\text{O}_2$	Pentanoic acid	186.1	96		400
$\text{C}_5\text{H}_{10}\text{O}_2$	3-Methylbutanoic acid	176.5			416
$\text{C}_5\text{H}_{10}\text{O}_2$	Butyl formate	106.1	18	1.7-8.2%	322
$\text{C}_5\text{H}_{10}\text{O}_2$	Isobutyl formate	98.2	5	2-9%	320
$\text{C}_5\text{H}_{10}\text{O}_2$	Propyl acetate	101.5	13	1.7-8%	450
$\text{C}_5\text{H}_{10}\text{O}_2$	Isopropyl acetate	88.6	2	1.8-8%	460
$\text{C}_5\text{H}_{10}\text{O}_2$	Ethyl propanoate	99.1	12	1.9-11%	440
$\text{C}_5\text{H}_{10}\text{O}_2$	Methyl butanoate	102.8	14		
$\text{C}_5\text{H}_{10}\text{O}_2$	3-Ethoxypropanal	135.2	38		
$\text{C}_5\text{H}_{10}\text{O}_2$	Tetrahydrofurfuryl alcohol	178	75	1.5-9.7%	282
$\text{C}_5\text{H}_{10}\text{O}_3$	Diethyl carbonate	126	25		
$\text{C}_5\text{H}_{10}\text{O}_3$	Ethylene glycol monomethyl ether acetate	143	49	1.5-12.3%	392
$\text{C}_5\text{H}_{10}\text{O}_3$	Ethyl lactate	154.5	46	1.5-?	400
$\text{C}_5\text{H}_{11}\text{Br}$	1-Bromopentane	129.8	32		

Mol. form.	Name	$t_b/^\circ\text{C}$	FP/ $^\circ\text{C}$	Fl. limits	IT/ $^\circ\text{C}$
$\text{C}_5\text{H}_{11}\text{Cl}$	1-Chloropentane	107.8	13	1.6–8.6%	260
$\text{C}_5\text{H}_{11}\text{Cl}$	2-Chloro-2-methylbutane	85.6		1.5–7.4%	345
$\text{C}_5\text{H}_{11}\text{Cl}$	1-Chloro-3-methylbutane	98.9	<21	1.5–7.4%	
$\text{C}_5\text{H}_{11}\text{Cl}_3\text{Si}$	Trichloropentylsilane	172	63		
$\text{C}_5\text{H}_{11}\text{N}$	Piperidine	106.2	16		
$\text{C}_5\text{H}_{11}\text{N}$	<i>N</i> -Methylpyrrolidine	81	–14		
$\text{C}_5\text{H}_{11}\text{NO}$	4-Methylmorpholine	116	24		
$\text{C}_5\text{H}_{11}\text{NO}_2$	Isopentyl nitrite	99.2			210
C_5H_{12}	Pentane	36.0	–40	1.4–8.0%	260
C_5H_{12}	Isopentane	27.8	–51	1.4–7.6%	420
C_5H_{12}	Neopentane	9.4	–65	1.4–7.5%	450
$\text{C}_5\text{H}_{12}\text{N}_2$	1-Methylpiperazine	138	42		
$\text{C}_5\text{H}_{12}\text{N}_2\text{O}$	Tetramethylurea	176.5	77		
$\text{C}_5\text{H}_{12}\text{O}$	1-Pentanol	137.9	33	1.2–10.0%	300
$\text{C}_5\text{H}_{12}\text{O}$	2-Pentanol	119.3	34	1.2–9.0%	343
$\text{C}_5\text{H}_{12}\text{O}$	3-Pentanol	116.2	41	1.2–9.0%	435
$\text{C}_5\text{H}_{12}\text{O}$	2-Methyl-1-butanol	128	50		385
$\text{C}_5\text{H}_{12}\text{O}$	3-Methyl-1-butanol	131.1	43	1.2–9.0%	350
$\text{C}_5\text{H}_{12}\text{O}$	2-Methyl-2-butanol	102.4	19	1.2–9.0%	437
$\text{C}_5\text{H}_{12}\text{O}$	3-Methyl-2-butanol	112.9	38		
$\text{C}_5\text{H}_{12}\text{O}$	2,2-Dimethyl-1-propanol	113.5	37		
$\text{C}_5\text{H}_{12}\text{O}$	Ethyl propyl ether	63.2	<–20	1.7–9.0%	
$\text{C}_5\text{H}_{12}\text{O}_2$	1,5-Pentanediol	239	129		335
$\text{C}_5\text{H}_{12}\text{O}_2$	2-Isopropoxyethanol	145	33		
$\text{C}_5\text{H}_{12}\text{O}_2$	2,2-Dimethyl-1,3-propanediol	208	129		399
$\text{C}_5\text{H}_{12}\text{O}_3$	Diethylene glycol monomethyl ether	193	96	1.38–22.7%	240
$\text{C}_5\text{H}_{12}\text{S}$	1-Pentanethiol	126.6	18		
$\text{C}_5\text{H}_{12}\text{S}$	3-Methyl-2-butanethiol		3		
$\text{C}_5\text{H}_{13}\text{N}$	Pentylamine	104.3	–1	2.2–22%	
$\text{C}_5\text{H}_{13}\text{N}$	Butylmethylamine	91	13		
$\text{C}_6\text{H}_2\text{Cl}_4$	1,2,4,5-Tetrachlorobenzene	244.5	155		
$\text{C}_6\text{H}_3\text{Cl}_2\text{N}_2\text{O}_4$	1-Chloro-2,4-dinitrobenzene	315	194	2.0–22%	
$\text{C}_6\text{H}_3\text{Cl}_3$	1,2,4-Trichlorobenzene	213.5	105	2.5–6.6%	571
$\text{C}_6\text{H}_4\text{ClNO}_2$	1-Chloro-4-nitrobenzene	242	127		
$\text{C}_6\text{H}_4\text{Cl}_2$	<i>o</i> -Dichlorobenzene	180	66	2.2–9.2%	648
$\text{C}_6\text{H}_4\text{Cl}_2$	<i>m</i> -Dichlorobenzene	173	72		
$\text{C}_6\text{H}_4\text{Cl}_2$	<i>p</i> -Dichlorobenzene	174	66		
$\text{C}_6\text{H}_4\text{Cl}_2\text{O}$	2,4-Dichlorophenol	210	114		
$\text{C}_6\text{H}_5\text{Br}$	Bromobenzene	156.0	51		565
$\text{C}_6\text{H}_5\text{Cl}$	Chlorobenzene	131.7	28	1.3–9.6%	593
$\text{C}_6\text{H}_5\text{ClO}$	<i>o</i> -Chlorophenol	174.9	64		
$\text{C}_6\text{H}_5\text{ClO}$	<i>p</i> -Chlorophenol	220	121		
$\text{C}_6\text{H}_5\text{Cl}_2\text{N}$	3,4-Dichloroaniline	272	166		
$\text{C}_6\text{H}_5\text{Cl}_3\text{Si}$	Trichlorophenylsilane	201	91		
$\text{C}_6\text{H}_5\text{F}$	Fluorobenzene	84.7	–15		
$\text{C}_6\text{H}_5\text{NO}_2$	Nitrobenzene	210.8	88	1.8–?	482
$\text{C}_6\text{H}_5\text{N}_3\text{O}_4$	2,4-Dinitroaniline		224		
C_6H_6	1,5-Hexadien-3-yne	85	<–20	1.5–?	
C_6H_6	Benzene	80.0	–11	1.2–7.8%	498
$\text{C}_6\text{H}_6\text{N}_2\text{O}_2$	<i>p</i> -Nitroaniline	332	199		
$\text{C}_6\text{H}_6\text{O}$	Phenol	181.8	79	1.8–8.6%	715
$\text{C}_6\text{H}_6\text{O}_2$	1,2-Benzenediol	245	127		
$\text{C}_6\text{H}_6\text{O}_2$	Resorcinol		127	1.4–?	608
$\text{C}_6\text{H}_6\text{O}_2$	<i>p</i> -Hydroquinone	287	165		516
$\text{C}_6\text{H}_7\text{N}$	Aniline	184.1	70	1.3–11%	615
$\text{C}_6\text{H}_7\text{N}$	2-Methylpyridine	129.3	39		538
$\text{C}_6\text{H}_7\text{N}$	4-Methylpyridine	145.3	57		
$\text{C}_6\text{H}_8\text{ClN}$	Aniline, hydrochloride		193		
$\text{C}_6\text{H}_8\text{Cl}_2\text{O}_2$	Hexanedioyl dichloride		72		
$\text{C}_6\text{H}_8\text{N}_2$	Adiponitrile	295	93	1.0–?	550
$\text{C}_6\text{H}_8\text{N}_2$	<i>o</i> -Phenylenediamine	257	156	1.5–?	

Mol. form.	Name	$t_b/^\circ\text{C}$	FP/ $^\circ\text{C}$	Fl. limits	IT/ $^\circ\text{C}$
$\text{C}_6\text{H}_8\text{N}_2$	Phenylhydrazine	243.5	88		
$\text{C}_6\text{H}_8\text{N}_2$	2,5-Dimethylpyrazine	155	64		
$\text{C}_6\text{H}_8\text{O}$	2,5-Dimethylfuran	93.5	7		
$\text{C}_6\text{H}_8\text{O}_4$	Dimethyl maleate	202	113		
C_6H_{10}	1,4-Hexadiene	65	-21	2.0–6.1%	
C_6H_{10}	2-Methyl-1,3-pentadiene	75.8	-12		
C_6H_{10}	4-Methyl-1,3-pentadiene	76.5	-34		
C_6H_{10}	2-Hexyne	84.5	-10		
C_6H_{10}	Cyclohexene	82.9	-12	1.2–?	310
$\text{C}_6\text{H}_{10}\text{O}$	Diallyl ether	94	-7		
$\text{C}_6\text{H}_{10}\text{O}$	Cyclohexanone	155.4	44	1.1–9.4%	420
$\text{C}_6\text{H}_{10}\text{O}$	Mesityl oxide	130	31	1.4–7.2%	344
$\text{C}_6\text{H}_{10}\text{O}_2$	Vinyl butanoate	116.7	20	1.4–8.8%	
$\text{C}_6\text{H}_{10}\text{O}_2$	Ethyl 2-butenolate	136.5	2		
$\text{C}_6\text{H}_{10}\text{O}_2$	Ethyl methacrylate	117	20		
$\text{C}_6\text{H}_{10}\text{O}_2$	2,5-Hexanedione	194	79		499
$\text{C}_6\text{H}_{10}\text{O}_3$	Ethyl acetoacetate	180.8	57	1.4–9.5%	295
$\text{C}_6\text{H}_{10}\text{O}_3$	Propanoic anhydride	170	63	1.3–9.5%	285
$\text{C}_6\text{H}_{10}\text{O}_4$	Adipic acid	337.5	196		420
$\text{C}_6\text{H}_{10}\text{O}_4$	Diethyl oxalate	185.7	76		
$\text{C}_6\text{H}_{10}\text{O}_4$	Ethylene glycol diacetate	190	88	1.6–8.4%	482
$\text{C}_6\text{H}_{11}\text{Cl}$	Chlorocyclohexane	142	32		
$\text{C}_6\text{H}_{11}\text{NO}$	Caprolactam	270	125		
$\text{C}_6\text{H}_{11}\text{NO}_2$	Nitrocyclohexane	205	88		
$\text{C}_6\text{H}_{11}\text{NO}_2$	4-Acetylmorpholine		113		
C_6H_{12}	1-Hexene	63.4	-26	1.2–6.9%	253
C_6H_{12}	<i>cis</i> -2-Hexene	68.8	-21		
C_6H_{12}	2-Methyl-1-pentene	62.1	-28		300
C_6H_{12}	4-Methyl-1-pentene	53.9	-7		300
C_6H_{12}	4-Methyl- <i>cis</i> -2-pentene	56.3	-32		
C_6H_{12}	4-Methyl- <i>trans</i> -2-pentene	58.6	-29		
C_6H_{12}	2-Ethyl-1-butene	64.7	<-20		315
C_6H_{12}	2,3-Dimethyl-1-butene	55.6	<-20		360
C_6H_{12}	2,3-Dimethyl-2-butene	73.3	<-20		401
C_6H_{12}	Cyclohexane	80.7	-20	1.3–8%	245
C_6H_{12}	Methylcyclopentane	71.8	-29	1.0–8.35%	258
C_6H_{12}	Ethylcyclobutane	70.8	-15	1.2–7.7%	210
C_6H_{12}	2-Methyl-2-pentene	67.3	<-7		
$\text{C}_6\text{H}_{12}\text{Cl}_2\text{O}_2$	1,2-Bis(2-chloroethoxy)ethane	232	121		
$\text{C}_6\text{H}_{12}\text{O}$	<i>cis</i> -3-Hexen-1-ol	156.5	54		
$\text{C}_6\text{H}_{12}\text{O}$	Butyl vinyl ether	94	-9		255
$\text{C}_6\text{H}_{12}\text{O}$	Isobutyl vinyl ether	83	-9		
$\text{C}_6\text{H}_{12}\text{O}$	Hexanal	131	32		
$\text{C}_6\text{H}_{12}\text{O}$	2-Ethylbutanal		21	1.2–7.7%	
$\text{C}_6\text{H}_{12}\text{O}$	2-Methylpentanal	117	17		199
$\text{C}_6\text{H}_{12}\text{O}$	2-Hexanone	127.6	25	1–8%	423
$\text{C}_6\text{H}_{12}\text{O}$	3-Hexanone	123.5	35	1–8%	
$\text{C}_6\text{H}_{12}\text{O}$	4-Methyl-2-pentanone	116.5	18	1.2–8.0%	448
$\text{C}_6\text{H}_{12}\text{O}$	Cyclohexanol	160.8	68	1–9%	300
$\text{C}_6\text{H}_{12}\text{O}_2$	Hexanoic acid	205.2	102		380
$\text{C}_6\text{H}_{12}\text{O}_2$	2-Methylpentanoic acid	195.6	107		378
$\text{C}_6\text{H}_{12}\text{O}_2$	Diethylacetic acid	194	99		400
$\text{C}_6\text{H}_{12}\text{O}_2$	Pentyl formate	130.4	26		
$\text{C}_6\text{H}_{12}\text{O}_2$	Butyl acetate	126.1	22	1.7–7.6%	425
$\text{C}_6\text{H}_{12}\text{O}_2$	<i>sec</i> -Butyl acetate	112	31	1.7–9.8%	
$\text{C}_6\text{H}_{12}\text{O}_2$	Isobutyl acetate	116.5	18	1.3–10.5%	421
$\text{C}_6\text{H}_{12}\text{O}_2$	Propyl propanoate	122.5	79		
$\text{C}_6\text{H}_{12}\text{O}_2$	Ethyl butanoate	121.5	24		463
$\text{C}_6\text{H}_{12}\text{O}_2$	Ethyl 2-methylpropanoate	110.1	13		
$\text{C}_6\text{H}_{12}\text{O}_2$	Diacetone alcohol	167.9	58	1.8–6.9%	643

Mol. form.	Name	$t_b/^\circ\text{C}$	FP/ $^\circ\text{C}$	Fl. limits	IT/ $^\circ\text{C}$
$\text{C}_6\text{H}_{12}\text{O}_3$	Ethylene glycol monoethyl ether acetate	156.4	56	2–8%	379
$\text{C}_6\text{H}_{12}\text{O}_3$	Paraldehyde	124.3	36	1.3–?	238
$\text{C}_6\text{H}_{12}\text{S}$	Cyclohexanethiol	158.9	43		
$\text{C}_6\text{H}_{13}\text{Cl}$	1-Chlorohexane	135	35		
$\text{C}_6\text{H}_{13}\text{N}$	Cyclohexylamine	134	31	1.9–9.4%	293
$\text{C}_6\text{H}_{13}\text{NO}$	<i>N</i> -Butylacetamide	229	116		
$\text{C}_6\text{H}_{13}\text{NO}$	2,6-Dimethylmorpholine	146.6	44		
$\text{C}_6\text{H}_{13}\text{NO}$	<i>N</i> -Ethylmorpholine	138.5	32		
$\text{C}_6\text{H}_{13}\text{NO}_2$	4-Morpholineethanol	227	99		
C_6H_{14}	Hexane	68.7	–22	1.1–7.5%	225
C_6H_{14}	2-Methylpentane	60.2	<–29	1.0–7.0%	264
C_6H_{14}	3-Methylpentane	63.2	–7	1.2–7.0%	278
C_6H_{14}	2,2-Dimethylbutane	49.7	–48	1.2–7.0%	405
C_6H_{14}	2,3-Dimethylbutane	57.9	–29	1.2–7.0%	405
$\text{C}_6\text{H}_{14}\text{N}_2\text{O}$	1-Piperazineethanol	246	124		
$\text{C}_6\text{H}_{14}\text{O}$	1-Hexanol	157.6	63		
$\text{C}_6\text{H}_{14}\text{O}$	2-Methyl-1-pentanol	149	54	1.1–9.65%	310
$\text{C}_6\text{H}_{14}\text{O}$	4-Methyl-2-pentanol	131.6	41	1.0–5.5%	
$\text{C}_6\text{H}_{14}\text{O}$	2-Ethyl-1-butanol	147	57		
$\text{C}_6\text{H}_{14}\text{O}$	Dipropyl ether	90.0	21	1.3–7.0%	188
$\text{C}_6\text{H}_{14}\text{O}$	Diisopropyl ether	68.5	–28	1.4–7.9%	443
$\text{C}_6\text{H}_{14}\text{O}$	Butyl ethyl ether	92.3	4		
$\text{C}_6\text{H}_{14}\text{O}_2$	2,5-Hexanediol	218	110		
$\text{C}_6\text{H}_{14}\text{O}_2$	2-Methyl-2,4-pentanediol	197.1	102	1–9%	306
$\text{C}_6\text{H}_{14}\text{O}_2$	Ethylene glycol monobutyl ether	168.4	69	4–13%	238
$\text{C}_6\text{H}_{14}\text{O}_2$	1,1-Diethoxyethane	102.2	–21	1.6–10.4%	230
$\text{C}_6\text{H}_{14}\text{O}_2$	Ethylene glycol diethyl ether	119.4	27		205
$\text{C}_6\text{H}_{14}\text{O}_3$	1,2,6-Hexanetriol		191		
$\text{C}_6\text{H}_{14}\text{O}_3$	Diethylene glycol monoethyl ether	196	96		
$\text{C}_6\text{H}_{14}\text{O}_3$	Diethylene glycol dimethyl ether	162	67		
$\text{C}_6\text{H}_{14}\text{O}_3$	Trimethylolpropane		149		
$\text{C}_6\text{H}_{14}\text{O}_4$	Triethylene glycol	285	177	0.9–9.2%	371
$\text{C}_6\text{H}_{15}\text{N}$	Hexylamine	132.8	29		
$\text{C}_6\text{H}_{15}\text{N}$	Butylethylamine	107.5	18		
$\text{C}_6\text{H}_{15}\text{N}$	Dipropylamine	109.3	17		299
$\text{C}_6\text{H}_{15}\text{N}$	Diisopropylamine	83.9	–1	1.1–7.1%	316
$\text{C}_6\text{H}_{15}\text{N}$	Triethylamine	89	–7	1.2–8.0%	249
$\text{C}_6\text{H}_{15}\text{NO}_2$	Diisopropanolamine	250	127		374
$\text{C}_6\text{H}_{15}\text{NO}_3$	Triethanolamine	335.4	179	1–10%	
$\text{C}_6\text{H}_{15}\text{N}_3$	1-Piperazineethanamine	220	93		
$\text{C}_6\text{H}_{15}\text{O}_4\text{P}$	Triethyl phosphate	215.5	115		454
$\text{C}_6\text{H}_{16}\text{N}_2$	<i>N,N</i> -Diethylethylenediamine	144	46		
$\text{C}_7\text{H}_3\text{ClF}_3\text{NO}_2$	1-Chloro-4-nitro-2-(trifluoromethyl)benzene	232	135		
$\text{C}_7\text{H}_4\text{ClF}_3$	1-Chloro-2-(trifluoromethyl)benzene	152.2	59		
$\text{C}_7\text{H}_4\text{F}_3\text{NO}_2$	1-Nitro-3-(trifluoromethyl)benzene	202.8	103		
$\text{C}_7\text{H}_5\text{ClO}$	Benzoyl chloride	197.2	72		
$\text{C}_7\text{H}_5\text{ClO}$	4-Chlorobenzaldehyde	213.5	88		
$\text{C}_7\text{H}_5\text{Cl}_3$	(Trichloromethyl)benzene	221	127		211
$\text{C}_7\text{H}_5\text{F}_3$	(Trifluoromethyl)benzene	102.1	12		
$\text{C}_7\text{H}_6\text{N}_2\text{O}_4$	1-Methyl-2,4-dinitrobenzene		207		
$\text{C}_7\text{H}_6\text{O}$	Benzaldehyde	179.0	63		192
$\text{C}_7\text{H}_6\text{O}_2$	Benzoic acid	249.2	121		570
$\text{C}_7\text{H}_6\text{O}_2$	Salicylaldehyde	197	78		
$\text{C}_7\text{H}_6\text{O}_3$	Salicylic acid		157	1.1–?	540
$\text{C}_7\text{H}_7\text{Br}$	<i>o</i> -Bromotoluene	181.7	79		
$\text{C}_7\text{H}_7\text{Br}$	<i>p</i> -Bromotoluene	184.3	85		
$\text{C}_7\text{H}_7\text{Cl}$	(Chloromethyl)benzene	179	67	1.1–?	585
$\text{C}_7\text{H}_7\text{NO}_2$	<i>o</i> -Nitrotoluene	222	106		
$\text{C}_7\text{H}_7\text{NO}_2$	<i>m</i> -Nitrotoluene	232	106		
$\text{C}_7\text{H}_7\text{NO}_2$	<i>p</i> -Nitrotoluene	238.3	106		

Mol. form.	Name	$t_b/^\circ\text{C}$	FP/ $^\circ\text{C}$	Fl. limits	IT/ $^\circ\text{C}$
C_7H_8	Toluene	110.6	4	1.1–7.1%	480
C_7H_8	Bicyclo[2.2.1]hepta-2,5-diene	89.5	–21		
$\text{C}_7\text{H}_8\text{O}$	<i>o</i> -Cresol	191.0	81	1.4–?	599
$\text{C}_7\text{H}_8\text{O}$	<i>m</i> -Cresol	202.2	86	1.1–?	558
$\text{C}_7\text{H}_8\text{O}$	<i>p</i> -Cresol	201.9	86	1.1–?	558
$\text{C}_7\text{H}_8\text{O}$	Benzyl alcohol	205.3	93		436
$\text{C}_7\text{H}_8\text{O}$	Anisole	153.7	52		475
$\text{C}_7\text{H}_8\text{O}_2$	4-Methoxyphenol	243	132		421
$\text{C}_7\text{H}_8\text{O}_3\text{S}$	<i>p</i> -Toluenesulfonic acid		184		
$\text{C}_7\text{H}_9\text{N}$	<i>o</i> -Methylaniline	200.3	85		482
$\text{C}_7\text{H}_9\text{N}$	<i>p</i> -Methylaniline	200.4	87		482
$\text{C}_7\text{H}_9\text{NO}$	<i>o</i> -Anisidine	224	118		
$\text{C}_7\text{H}_{10}\text{O}$	3-Cyclohexene-1-carboxaldehyde	105	57		
$\text{C}_7\text{H}_{10}\text{O}_4$	3,3-Diacetoxy-1-propene	180	82		
C_7H_{12}	4-Methylcyclohexene	102.7	–1		
$\text{C}_7\text{H}_{12}\text{O}_2$	Butyl acrylate	145	29	1.7–9.9%	292
$\text{C}_7\text{H}_{12}\text{O}_2$	Isobutyl acrylate	132	30		427
$\text{C}_7\text{H}_{12}\text{O}_2$	Cyclohexyl formate	162	51		
$\text{C}_7\text{H}_{12}\text{O}_4$	Diethyl malonate	200	93		
C_7H_{14}	1-Heptene	93.6	–1		260
C_7H_{14}	<i>trans</i> -2-Heptene	98	<0		
C_7H_{14}	Cycloheptane	118.4	<21	1.1–6.7%	
C_7H_{14}	Methylcyclohexane	100.9	–4	1.2–6.7%	250
C_7H_{14}	Ethylcyclopentane	103.5	<21	1.1–6.7%	260
$\text{C}_7\text{H}_{14}\text{O}$	2-Heptanone	151.0	39	1.1–7.9%	393
$\text{C}_7\text{H}_{14}\text{O}$	3-Heptanone	147	46		
$\text{C}_7\text{H}_{14}\text{O}$	4-Heptanone	144	49		
$\text{C}_7\text{H}_{14}\text{O}$	5-Methyl-2-hexanone	144	36	1.0–8.2%	191
$\text{C}_7\text{H}_{14}\text{O}$	<i>cis</i> -2-Methylcyclohexanol	165	65		296
$\text{C}_7\text{H}_{14}\text{O}$	<i>trans</i> -2-Methylcyclohexanol	167.5	65		296
$\text{C}_7\text{H}_{14}\text{O}$	<i>cis</i> -3-Methylcyclohexanol	174.5	70		295
$\text{C}_7\text{H}_{14}\text{O}$	<i>trans</i> -3-Methylcyclohexanol	174.5	70		295
$\text{C}_7\text{H}_{14}\text{O}$	<i>cis</i> -4-Methylcyclohexanol	173	70		295
$\text{C}_7\text{H}_{14}\text{O}$	<i>trans</i> -4-Methylcyclohexanol	174	70		295
$\text{C}_7\text{H}_{14}\text{O}_2$	Pentyl acetate	149.2	16	1.1–7.5%	360
$\text{C}_7\text{H}_{14}\text{O}_2$	Isopentyl acetate	142.5	25	1.0–7.5%	360
$\text{C}_7\text{H}_{14}\text{O}_2$	<i>sec</i> -Pentyl acetate	130.5	32		
$\text{C}_7\text{H}_{14}\text{O}_2$	Butyl propanoate	146.8	32		426
$\text{C}_7\text{H}_{14}\text{O}_2$	Propyl butanoate	143.0	37		
$\text{C}_7\text{H}_{15}\text{NO}_2$	Ethyl <i>N</i> -butylcarbamate	202	92		
C_7H_{16}	Heptane	98.5	–4	1.05–6.7%	204
C_7H_{16}	2-Methylhexane	90.0	–1	1.0–6.0%	280
C_7H_{16}	3-Methylhexane	92	–4		280
C_7H_{16}	2,3-Dimethylpentane	89.7	–56	1.1–6.7%	335
C_7H_{16}	2,4-Dimethylpentane	80.4	–12		
C_7H_{16}	2,2,3-Trimethylbutane	80.8	<0		412
$\text{C}_7\text{H}_{16}\text{N}_2\text{O}$	4-Morpholinepropanamine	220	104		
$\text{C}_7\text{H}_{16}\text{O}$	2-Heptanol	159	71		
$\text{C}_7\text{H}_{16}\text{O}$	3-Heptanol	157	60		
$\text{C}_7\text{H}_{16}\text{O}$	2,4-Dimethyl-3-pentanol	138.7	49		
$\text{C}_7\text{H}_{16}\text{O}$	2,3,3-Trimethyl-2-butanol	131	<0		375
$\text{C}_7\text{H}_{17}\text{N}$	Heptylamine	156	54		
$\text{C}_7\text{H}_{18}\text{N}_2$	<i>N,N</i> -Diethyl-1,3-propanediamine	168.5	59		
$\text{C}_8\text{H}_4\text{O}_3$	Phthalic anhydride	295	152	1.7–10.5%	570
$\text{C}_8\text{H}_6\text{O}_4$	Phthalic acid		168		
$\text{C}_8\text{H}_6\text{O}_4$	Terephthalic acid		260		496
$\text{C}_8\text{H}_7\text{ClO}$	α -Chloroacetophenone	247	118		
$\text{C}_8\text{H}_7\text{N}$	Benzeneacetonitrile	233.5	113		
C_8H_8	Styrene	145	31	0.9–6.8%	490
$\text{C}_8\text{H}_8\text{O}$	Phenyloxirane	194.1	74		498
$\text{C}_8\text{H}_8\text{O}$	Benzeneacetaldehyde	195	71		

Mol. form.	Name	$t_b/^\circ\text{C}$	FP/ $^\circ\text{C}$	Fl. limits	IT/ $^\circ\text{C}$
$\text{C}_8\text{H}_8\text{O}$	Acetophenone	202	77		570
$\text{C}_8\text{H}_8\text{O}_2$	Benzeneacetic acid	265.5	>100		
$\text{C}_8\text{H}_8\text{O}_2$	Phenyl acetate	196	80		
$\text{C}_8\text{H}_8\text{O}_2$	Methyl benzoate	199	83		
$\text{C}_8\text{H}_8\text{O}_2$	2-Methoxybenzaldehyde	243.5	118		
$\text{C}_8\text{H}_8\text{O}_3$	Methyl salicylate	222.9	96		454
$\text{C}_8\text{H}_9\text{Cl}$	1-Chloro-4-ethylbenzene	184.4	64		
$\text{C}_8\text{H}_9\text{NO}$	Acetanilide	304	169		530
$\text{C}_8\text{H}_9\text{NO}_2$	Methyl 2-aminobenzoate	256	>100		
C_8H_{10}	Ethylbenzene	136.1	21	0.8–6.7%	432
C_8H_{10}	<i>o</i> -Xylene	144.5	32	0.9–6.7%	463
C_8H_{10}	<i>m</i> -Xylene	139.1	27	1.1–7.0%	527
C_8H_{10}	<i>p</i> -Xylene	138.3	27	1.1–7.0%	528
$\text{C}_8\text{H}_{10}\text{O}$	<i>p</i> -Ethylphenol	217.9	104		
$\text{C}_8\text{H}_{10}\text{O}$	Benzeneethanol	218.2	96		
$\text{C}_8\text{H}_{10}\text{O}$	α -Methylbenzyl alcohol	205	93		
$\text{C}_8\text{H}_{10}\text{O}$	Phenetole	169.8	63		
$\text{C}_8\text{H}_{10}\text{O}$	Benzyl methyl ether	170	135		
$\text{C}_8\text{H}_{10}\text{O}$	4-Methylanisole	175.5	60		
$\text{C}_8\text{H}_{10}\text{O}_2$	2-Phenoxyethanol	245	121		
$\text{C}_8\text{H}_{11}\text{N}$	<i>N</i> -Ethylaniline	203.0	85		
$\text{C}_8\text{H}_{11}\text{N}$	<i>N,N</i> -Dimethylaniline	194.1	63		371
$\text{C}_8\text{H}_{11}\text{N}$	2,3-Xylidine	221.5	97	1.0–?	
$\text{C}_8\text{H}_{11}\text{N}$	2,6-Xylidine	215	96		
$\text{C}_8\text{H}_{11}\text{N}$	α -Methylbenzylamine	187	79		
$\text{C}_8\text{H}_{11}\text{N}$	5-Ethyl-2-picoline	178.3	68	1.1–6.6%	
$\text{C}_8\text{H}_{11}\text{NO}$	<i>N</i> -Phenylethanolamine	279.5	152		
$\text{C}_8\text{H}_{11}\text{NO}$	<i>o</i> -Phenetidine	232.5	115		
$\text{C}_8\text{H}_{11}\text{NO}$	<i>p</i> -Phenetidine	254	116		
C_8H_{12}	1,5-Cyclooctadiene	150.8	35		
C_8H_{12}	4-Vinylcyclohexene	128	16		269
$\text{C}_8\text{H}_{12}\text{O}_4$	Diethyl maleate	223	121		350
$\text{C}_8\text{H}_{12}\text{O}_4$	Diethyl fumarate	214	104		
$\text{C}_8\text{H}_{14}\text{O}_2$	Cyclohexyl acetate	173	58		335
$\text{C}_8\text{H}_{14}\text{O}_2$	Butyl methacrylate	160	52		
$\text{C}_8\text{H}_{14}\text{O}_3$	Butanoic anhydride	200	54	0.9–5.8%	279
$\text{C}_8\text{H}_{14}\text{O}_3$	2-Methylpropanoic anhydride	183	59	1.0–6.2%	329
$\text{C}_8\text{H}_{14}\text{O}_3$	Butyl acetoacetate		85		
$\text{C}_8\text{H}_{14}\text{O}_4$	Ethyl succinate	217.7	90		
$\text{C}_8\text{H}_{14}\text{O}_5$	Diethylene glycol diacetate	200	135		
$\text{C}_8\text{H}_{14}\text{O}_6$	Diethyl tartrate	281	93		
$\text{C}_8\text{H}_{15}\text{ClO}$	Octanoyl chloride	195.6	82		
C_8H_{16}	1-Octene	121.2	21		230
C_8H_{16}	2,4,4-Trimethyl-1-pentene	101.4	-5	0.8–4.8%	391
C_8H_{16}	2,4,4-Trimethyl-2-pentene	104.9	2		305
C_8H_{16}	Ethylcyclohexane	131.9	35	0.9–6.6%	238
C_8H_{16}	<i>cis</i> -1,2-Dimethylcyclohexane	129.8	16		304
C_8H_{16}	<i>trans</i> -1,2-Dimethylcyclohexane	123.5	11		304
C_8H_{16}	<i>cis</i> -1,4-Dimethylcyclohexane	124.4	16		
C_8H_{16}	Propylcyclopentane	131			269
$\text{C}_8\text{H}_{16}\text{O}$	Octanal	171	52		
$\text{C}_8\text{H}_{16}\text{O}$	2-Ethylhexanal	163	44	0.85–7.2%	190
$\text{C}_8\text{H}_{16}\text{O}$	2-Octanone	172.5	52		
$\text{C}_8\text{H}_{16}\text{O}_2$	Hexyl acetate	171.5	45		
$\text{C}_8\text{H}_{16}\text{O}_2$	<i>sec</i> -Hexyl acetate	147.5	45		
$\text{C}_8\text{H}_{16}\text{O}_2$	2-Ethylbutyl acetate	162.5	54		
$\text{C}_8\text{H}_{16}\text{O}_2$	Pentyl propanoate	168.6	41		378
$\text{C}_8\text{H}_{16}\text{O}_2$	Butyl butanoate	166	53		
$\text{C}_8\text{H}_{16}\text{O}_2$	Isobutyl butanoate	156.9	50		
$\text{C}_8\text{H}_{16}\text{O}_2$	Isobutyl isobutanoate	148.6	38	0.96–7.59%	432
$\text{C}_8\text{H}_{16}\text{O}_2$	Ethyl hexanoate	167	49		

Mol. form.	Name	$t_b/^\circ\text{C}$	FP/ $^\circ\text{C}$	Fl. limits	IT/ $^\circ\text{C}$
$\text{C}_8\text{H}_{16}\text{O}_2$	1,4-Cyclohexanedimethanol	283	167		316
$\text{C}_8\text{H}_{16}\text{O}_3$	Pentyl lactate		79		
$\text{C}_8\text{H}_{16}\text{O}_4$	Diethylene glycol monoethyl ether acetate	218.5	110		425
$\text{C}_8\text{H}_{17}\text{Cl}$	1-Chlorooctane	181.5	70		
$\text{C}_8\text{H}_{17}\text{Cl}$	3-(Chloromethyl)heptane		60		
C_8H_{18}	Octane	125.6	13	1.0–6.5%	206
C_8H_{18}	2,3-Dimethylhexane	115.6	7		438
C_8H_{18}	2,4-Dimethylhexane	109.5	10		
C_8H_{18}	3-Ethyl-2-methylpentane	115.6	<21		460
C_8H_{18}	2,2,3-Trimethylpentane	110	<21		346
C_8H_{18}	2,2,4-Trimethylpentane	99.2	-12		418
C_8H_{18}	2,3,3-Trimethylpentane	114.8	<21		425
$\text{C}_8\text{H}_{18}\text{O}$	1-Octanol	195.1	81		
$\text{C}_8\text{H}_{18}\text{O}$	2-Octanol	180	88		
$\text{C}_8\text{H}_{18}\text{O}$	2-Ethyl-1-hexanol	184.6	73	0.88–9.7%	231
$\text{C}_8\text{H}_{18}\text{O}$	Dibutyl ether	140.2	25	1.5–7.6%	194
$\text{C}_8\text{H}_{18}\text{O}_2$	2-Ethyl-1,3-hexanediol	244	127		360
$\text{C}_8\text{H}_{18}\text{O}_2$	2,2,4-Trimethyl-1,3-pentanediol	235	113		346
$\text{C}_8\text{H}_{18}\text{O}_2$	Di- <i>tert</i> -butyl peroxide	111	18		
$\text{C}_8\text{H}_{18}\text{O}_3$	Diethylene glycol diethyl ether	188	82		
$\text{C}_8\text{H}_{18}\text{O}_4$	2,5,8,11-Tetraoxadodecane	216	111		
$\text{C}_8\text{H}_{18}\text{O}_5$	Tetraethylene glycol	328	182		
$\text{C}_8\text{H}_{18}\text{S}$	1-Octanethiol	199.1	69		
$\text{C}_8\text{H}_{18}\text{S}$	Dibutyl sulfide	185	76		
$\text{C}_8\text{H}_{19}\text{N}$	Octylamine	179.6	60		
$\text{C}_8\text{H}_{19}\text{N}$	Dibutylamine	159.6	47	1.1–6%	
$\text{C}_8\text{H}_{19}\text{N}$	Diisobutylamine	139.6	29		
$\text{C}_8\text{H}_{19}\text{N}$	2-Ethylhexylamine	169.2	60		
$\text{C}_8\text{H}_{20}\text{O}_4\text{Si}$	Ethyl silicate	168.8	52		
$\text{C}_8\text{H}_{23}\text{N}_5$	Tetraethylenepentamine	341.5	163		321
$\text{C}_9\text{H}_6\text{N}_2\text{O}_2$	Toluene-2,4-diisocyanate	251	127	0.9–9.5%	
$\text{C}_9\text{H}_7\text{N}$	Quinoline	237.1			480
C_9H_{10}	<i>o</i> -Methylstyrene	169.8	53	0.8–11.0%	538
C_9H_{10}	<i>m</i> -Methylstyrene	164	53	0.8–11.0%	538
C_9H_{10}	<i>p</i> -Methylstyrene	172.8	53	0.8–11.0%	538
C_9H_{10}	Isopropenylbenzene	165.4	54	1.9–6.1%	574
$\text{C}_9\text{H}_{10}\text{O}$	1-Phenyl-1-propanone	217.5	99		
$\text{C}_9\text{H}_{10}\text{O}$	4-Methylacetophenone	226	96		
$\text{C}_9\text{H}_{10}\text{O}_2$	Ethyl benzoate	212	88		490
$\text{C}_9\text{H}_{10}\text{O}_2$	Benzyl acetate	213	90		460
$\text{C}_9\text{H}_{10}\text{O}_2$	Methyl 2-phenylacetate	216.5	91		
$\text{C}_9\text{H}_{11}\text{NO}$	4-Methylacetanilide	307	168		
C_9H_{12}	Propylbenzene	159.2	30	0.8–6.0%	450
C_9H_{12}	Isopropylbenzene	152.4	36	0.9–6.5%	424
C_9H_{12}	<i>o</i> -Ethyltoluene	165.2			440
C_9H_{12}	<i>m</i> -Ethyltoluene	161.3			480
C_9H_{12}	<i>p</i> -Ethyltoluene	162			475
C_9H_{12}	1,2,3-Trimethylbenzene	176.1	44	0.8–6.6%	470
C_9H_{12}	1,2,4-Trimethylbenzene	169.3	44	0.9–6.4%	500
C_9H_{12}	1,3,5-Trimethylbenzene	164.7	50	1–5%	559
$\text{C}_9\text{H}_{12}\text{O}$	α -Ethylbenzyl alcohol	219	100		
$\text{C}_9\text{H}_{12}\text{O}_2$	Ethylene glycol monobenzyl ether	256	129		352
$\text{C}_9\text{H}_{12}\text{O}_3\text{S}$	Ethyl <i>p</i> -toluenesulfonate		158		
$\text{C}_9\text{H}_{13}\text{N}$	Amphetamine	203	<100		
$\text{C}_9\text{H}_{14}\text{O}$	Phorone	197.5	85		
$\text{C}_9\text{H}_{14}\text{O}$	Isophorone	215.2	84	0.8–3.8%	460
$\text{C}_9\text{H}_{14}\text{O}_6$	Triacetin	259	138	1.0–?	433
C_9H_{16}	Octahydroindene	167			296
$\text{C}_9\text{H}_{16}\text{O}_2$	Allyl hexanoate	186	66		
C_9H_{18}	1-Nonene	146.9	26		

Mol. form.	Name	$t_b/^\circ\text{C}$	FP/ $^\circ\text{C}$	Fl. limits	IT/ $^\circ\text{C}$
C_9H_{18}	Propylcyclohexane	156.7			248
C_9H_{18}	Isopropylcyclohexane	154.8			283
C_9H_{18}	Butylcyclopentane	156.6			250
$\text{C}_9\text{H}_{18}\text{O}$	2-Nonanone	195.3	60	0.9–5.9%	360
$\text{C}_9\text{H}_{18}\text{O}$	Diisobutyl ketone	169.4	49	0.8–7.1%	396
$\text{C}_9\text{H}_{18}\text{O}_2$	Pentyl butanoate	186.4	57		
$\text{C}_9\text{H}_{18}\text{O}_2$	Isopentyl butanoate	179	59		
$\text{C}_9\text{H}_{18}\text{O}_2$	Butyl 3-methylbutanoate		53		
C_9H_{20}	Nonane	150.8	31	0.8–2.9%	205
C_9H_{20}	3-Ethyl-4-methylhexane	140	24		
C_9H_{20}	4-Ethyl-2-methylhexane	133.8	<21	0.7–?	280
C_9H_{20}	2,2,5-Trimethylhexane	124.0	13		
C_9H_{20}	3,3-Diethylpentane	146.3		0.7–5.7%	290
C_9H_{20}	3-Ethyl-2,4-dimethylpentane	136.7	390		
C_9H_{20}	2,2,3,3-Tetramethylpentane	140.2	<21	0.8–4.9%	430
C_9H_{20}	2,2,3,4-Tetramethylpentane	133.0	<21		
$\text{C}_9\text{H}_{21}\text{BO}_3$	Triisopropyl borate	140	28		
$\text{C}_9\text{H}_{21}\text{N}$	Tripropylamine	156	41		
$\text{C}_9\text{H}_{21}\text{NO}_3$	Triisopropanolamine		160		320
$\text{C}_{10}\text{H}_7\text{Cl}$	1-Chloronaphthalene	259	121		>558
C_{10}H_8	Naphthalene	217.9	79	0.9–5.9%	526
$\text{C}_{10}\text{H}_8\text{O}$	2-Naphthol	285	153		
$\text{C}_{10}\text{H}_9\text{N}$	1-Naphthalenamine	300.8	157		
$\text{C}_{10}\text{H}_{10}\text{O}_2$	Safrole	234.5	100		
$\text{C}_{10}\text{H}_{10}\text{O}_4$	Dimethyl phthalate	283.7	146	0.9–?	490
$\text{C}_{10}\text{H}_{10}\text{O}_4$	Dimethyl isophthalate	282	138		
$\text{C}_{10}\text{H}_{10}\text{O}_4$	Dimethyl terephthalate	288	153		518
$\text{C}_{10}\text{H}_{11}\text{NO}_2$	Acetoacetanilide		185		
$\text{C}_{10}\text{H}_{12}$	1,2,3,4-Tetrahydronaphthalene	207.6	71	0.8–5.0%	385
$\text{C}_{10}\text{H}_{12}\text{O}_2$	Isopropyl benzoate	216	99		
$\text{C}_{10}\text{H}_{12}\text{O}_2$	Ethyl phenylacetate	227	99		
$\text{C}_{10}\text{H}_{14}$	Butylbenzene	183.3	71	0.8–5.8%	410
$\text{C}_{10}\text{H}_{14}$	<i>sec</i> -Butylbenzene	173.3	52	0.8–6.9%	418
$\text{C}_{10}\text{H}_{14}$	<i>tert</i> -Butylbenzene	169.1	60	0.7–5.7%	450
$\text{C}_{10}\text{H}_{14}$	Isobutylbenzene	172.7	55	0.8–6.0%	427
$\text{C}_{10}\text{H}_{14}$	<i>p</i> -Cymene	177.1	47	0.7–5.6%	436
$\text{C}_{10}\text{H}_{14}$	1,2,3,4-Tetramethylbenzene	205	74		427
$\text{C}_{10}\text{H}_{14}$	1,2,3,5-Tetramethylbenzene	198	71		427
$\text{C}_{10}\text{H}_{14}$	1,2,4,5-Tetramethylbenzene	196.8	54		
$\text{C}_{10}\text{H}_{14}$	<i>o</i> -Diethylbenzene	184	57		395
$\text{C}_{10}\text{H}_{14}$	<i>m</i> -Diethylbenzene	181.1	56		450
$\text{C}_{10}\text{H}_{14}$	<i>p</i> -Diethylbenzene	183.7	55	0.7–6.0%	430
$\text{C}_{10}\text{H}_{14}\text{O}$	Butyl phenyl ether	210	82		
$\text{C}_{10}\text{H}_{14}\text{O}_2$	4- <i>tert</i> -Butyl-1,2-benzenediol	285	130		
$\text{C}_{10}\text{H}_{15}\text{N}$	<i>N</i> -Butylaniline	243.5	107		
$\text{C}_{10}\text{H}_{15}\text{N}$	<i>N,N</i> -Diethylaniline	216.3	85		630
$\text{C}_{10}\text{H}_{15}\text{NO}_2$	<i>N</i> -Phenyl- <i>N,N</i> -diethanolamine		196	0.7–?	387
$\text{C}_{10}\text{H}_{16}$	Dipentene	178	45		237
$\text{C}_{10}\text{H}_{16}$	<i>d</i> -Limonene	178	45	0.7–6.1%	237
$\text{C}_{10}\text{H}_{16}$	α -Pinene	156.2	33		255
$\text{C}_{10}\text{H}_{16}$	β -Pinene	166	38		275
$\text{C}_{10}\text{H}_{16}$	β -Phellandrene	171.5	49		
$\text{C}_{10}\text{H}_{16}\text{O}$	Camphor	207.4	66	0.6–3.5%	466
$\text{C}_{10}\text{H}_{18}$	<i>trans</i> -Decahydronaphthalene	187.3	54	0.7–5.4%	255
$\text{C}_{10}\text{H}_{18}\text{O}$	Borneol		66		
$\text{C}_{10}\text{H}_{18}\text{O}$	Linalol	198	71		
$\text{C}_{10}\text{H}_{18}\text{O}$	α -Terpineol	220	90		
$\text{C}_{10}\text{H}_{18}\text{O}$	Cineole	176.4	48		
$\text{C}_{10}\text{H}_{18}\text{O}$	<i>trans</i> -Geraniol	230	>100		
$\text{C}_{10}\text{H}_{18}\text{O}_4$	Dibutyl oxalate	241	104		
$\text{C}_{10}\text{H}_{19}\text{NO}_2$	<i>N-tert</i> -Butylaminoethyl methacrylate		96		

Mol. form.	Name	$t_b/^\circ\text{C}$	FP/ $^\circ\text{C}$	Fl. limits	IT/ $^\circ\text{C}$
$\text{C}_{10}\text{H}_{20}$	1-Decene	170.5	<55		235
$\text{C}_{10}\text{H}_{20}$	Butylcyclohexane	180.9			246
$\text{C}_{10}\text{H}_{20}$	Isobutylcyclohexane	171.3			274
$\text{C}_{10}\text{H}_{20}$	<i>tert</i> -Butylcyclohexane	171.5			342
$\text{C}_{10}\text{H}_{20}\text{O}$	Citronellol	224	96		
$\text{C}_{10}\text{H}_{20}\text{O}_2$	2-Ethylhexyl acetate	199	71	0.76–8.14%	268
$\text{C}_{10}\text{H}_{20}\text{O}_2$	Ethyl octanoate	208.5	79		
$\text{C}_{10}\text{H}_{21}\text{N}$	<i>N</i> -Butylcyclohexanamine		93		
$\text{C}_{10}\text{H}_{22}$	Decane	174.1	51	0.8–5.4%	210
$\text{C}_{10}\text{H}_{22}$	2-Methylnonane	167.1			210
$\text{C}_{10}\text{H}_{22}$	3-Ethyloctane	166.5			230
$\text{C}_{10}\text{H}_{22}$	4-Ethyloctane	163.7			229
$\text{C}_{10}\text{H}_{22}\text{O}$	1-Decanol	231.1	82		288
$\text{C}_{10}\text{H}_{22}\text{O}$	Dipentyl ether	190	57		170
$\text{C}_{10}\text{H}_{22}\text{O}_2$	Ethylene glycol dibutyl ether	203.3	85		
$\text{C}_{10}\text{H}_{22}\text{O}_5$	Tetraethylene glycol dimethyl ether	275.3	141		
$\text{C}_{10}\text{H}_{22}\text{S}$	Dipentyl sulfide		85		
$\text{C}_{10}\text{H}_{23}\text{N}$	Decylamine	220.5	99		
$\text{C}_{10}\text{H}_{23}\text{N}$	Dipentylamine	202.5	51		
$\text{C}_{11}\text{H}_{10}$	1-Methylnaphthalene	244.7			529
$\text{C}_{11}\text{H}_{12}\text{O}_3$	Ethyl benzoylacetate		141		
$\text{C}_{11}\text{H}_{14}\text{O}_2$	Butyl benzoate	250.3	107		
$\text{C}_{11}\text{H}_{16}$	<i>p-tert</i> -Butyltoluene	190	68		
$\text{C}_{11}\text{H}_{16}$	Pentylbenzene	205.4	66		
$\text{C}_{11}\text{H}_{16}$	1,3-Diethyl-5-methylbenzene	205			455
$\text{C}_{11}\text{H}_{16}$	Pentamethylbenzene	232	93		427
$\text{C}_{11}\text{H}_{16}\text{O}$	4- <i>tert</i> -Butyl-2-methylphenol	237	118		
$\text{C}_{11}\text{H}_{17}\text{N}$	<i>p-tert</i> -Pentylaniline	260.5	102		
$\text{C}_{11}\text{H}_{20}\text{O}_2$	2-Ethylhexyl acrylate		82		252
$\text{C}_{11}\text{H}_{22}$	Pentylcyclohexane	203.7			239
$\text{C}_{11}\text{H}_{22}\text{O}$	2-Undecanone	231.5	89		
$\text{C}_{11}\text{H}_{22}\text{O}_2$	Nonyl acetate	210	68		
$\text{C}_{11}\text{H}_{24}$	Undecane	195.9	69		
$\text{C}_{11}\text{H}_{24}$	2-Methyldecane	189.3			225
$\text{C}_{11}\text{H}_{24}\text{O}$	2-Undecanol	228	113		
$\text{C}_{12}\text{H}_9\text{Br}$	4-Bromo-1,1'-biphenyl	310	144		
$\text{C}_{12}\text{H}_{10}$	Biphenyl	256.1	113	0.6–5.8%	540
$\text{C}_{12}\text{H}_{10}\text{Cl}_2\text{Si}$	Dichlorodiphenylsilane	305	142		
$\text{C}_{12}\text{H}_{10}\text{O}$	<i>o</i> -Phenylphenol	286	124		530
$\text{C}_{12}\text{H}_{10}\text{O}$	Diphenyl ether	258.0	112	0.8–1.5%	618
$\text{C}_{12}\text{H}_{11}\text{N}$	2-Aminobiphenyl	299			450
$\text{C}_{12}\text{H}_{11}\text{N}$	Diphenylamine	302	153		634
$\text{C}_{12}\text{H}_{12}$	1-Ethyl-naphthalene	258.6			480
$\text{C}_{12}\text{H}_{14}\text{O}_4$	Diethyl phthalate	295	161	0.7–?	457
$\text{C}_{12}\text{H}_{14}\text{O}_4$	Diethyl terephthalate	302	117		
$\text{C}_{12}\text{H}_{16}$	Cyclohexylbenzene	240.1	99		
$\text{C}_{12}\text{H}_{16}\text{O}_3$	Pentyl salicylate	270	132		
$\text{C}_{12}\text{H}_{17}\text{NO}$	<i>N</i> -Butyl- <i>N</i> -phenylacetamide	281	141		
$\text{C}_{12}\text{H}_{18}$	1,5,9-Cyclododecatriene	240	71		
$\text{C}_{12}\text{H}_{20}\text{O}_4$	Dibutyl maleate	280	141		
$\text{C}_{12}\text{H}_{22}\text{O}_4$	Dimethyl sebacate		145		
$\text{C}_{12}\text{H}_{22}\text{O}_6$	Dibutyl tartrate	320	91		284
$\text{C}_{12}\text{H}_{23}\text{N}$	Dicyclohexylamine		>99		
$\text{C}_{12}\text{H}_{24}$	1-Dodecene	213.8	79		
$\text{C}_{12}\text{H}_{24}\text{O}_2$	Ethyl decanoate	241.5	>100		
$\text{C}_{12}\text{H}_{25}\text{Br}$	1-Bromododecane	276	144		
$\text{C}_{12}\text{H}_{26}$	Dodecane	216.3	74	0.6–?	203
$\text{C}_{12}\text{H}_{26}\text{O}$	1-Dodecanol	259	127		275
$\text{C}_{12}\text{H}_{26}\text{O}$	2-Butyl-1-octanol	246.5	110		
$\text{C}_{12}\text{H}_{26}\text{O}_3$	Diethylene glycol dibutyl ether	256	118		310
$\text{C}_{12}\text{H}_{26}\text{S}$	1-Dodecanethiol	277	128		

Mol. form.	Name	$t_b/^\circ\text{C}$	FP/ $^\circ\text{C}$	Fl. limits	IT/ $^\circ\text{C}$
$\text{C}_{12}\text{H}_{27}\text{BO}_3$	Tributyl borate	234	93		
$\text{C}_{12}\text{H}_{27}\text{N}$	Tributylamine	216.5	63		
$\text{C}_{12}\text{H}_{27}\text{O}_4\text{P}$	Tributyl phosphate	289	146		
$\text{C}_{13}\text{H}_{12}$	2-Methylbiphenyl	255.5	137		502
$\text{C}_{13}\text{H}_{12}$	Diphenylmethane	265.0	130		485
$\text{C}_{13}\text{H}_{14}\text{N}_2$	<i>p,p'</i> -Diaminodiphenylmethane	398	220		
$\text{C}_{13}\text{H}_{26}$	1-Tridecene	232.8	79		
$\text{C}_{13}\text{H}_{26}\text{O}$	2-Tridecanone	263	107		
$\text{C}_{13}\text{H}_{28}$	Tridecane	235.4	79		
$\text{C}_{13}\text{H}_{28}\text{O}$	1-Tridecanol		121		
$\text{C}_{14}\text{H}_8\text{O}_2$	9,10-Anthracenedione	377	185		
$\text{C}_{14}\text{H}_{10}$	Anthracene	339.9	121	0.6-?	540
$\text{C}_{14}\text{H}_{10}$	Phenanthrene	340	171		
$\text{C}_{14}\text{H}_{12}\text{O}_2$	Benzyl benzoate	323.5	148		480
$\text{C}_{14}\text{H}_{12}\text{O}_3$	Benzyl salicylate	320	>100		
$\text{C}_{14}\text{H}_{14}$	1,1-Diphenylethane	272.6	>100		440
$\text{C}_{14}\text{H}_{14}\text{O}$	Dibenzyl ether	298	135		
$\text{C}_{14}\text{H}_{16}$	1-Butylnaphthalene	289.3	360		
$\text{C}_{14}\text{H}_{16}\text{N}_2\text{O}_2$	<i>o</i> -Dianisidine		206		
$\text{C}_{14}\text{H}_{23}\text{N}$	<i>N,N</i> -Dibutylaniline	274.8	110		
$\text{C}_{14}\text{H}_{28}$	1-Tetradecene	233	110		235
$\text{C}_{14}\text{H}_{30}$	Tetradecane	253.5	112	0.5-?	200
$\text{C}_{14}\text{H}_{30}\text{O}$	1-Tetradecanol	289	141		
$\text{C}_{15}\text{H}_{18}$	1-Pentylnaphthalene	307	124		
$\text{C}_{15}\text{H}_{24}$	Nonylbenzene	280.5	99		
$\text{C}_{15}\text{H}_{24}\text{O}$	2,6-Di- <i>tert</i> -butyl-4-methylphenol	265	127		
$\text{C}_{15}\text{H}_{26}\text{O}_6$	Tributyryl	307.5	180	0.5-?	407
$\text{C}_{15}\text{H}_{33}\text{N}$	Triptylamine	242.5	102		
$\text{C}_{16}\text{H}_{14}\text{O}$	1,3-Diphenyl-2-buten-1-one	342.5	177		
$\text{C}_{16}\text{H}_{18}$	2-Butyl-1,1'-biphenyl		>100		430
$\text{C}_{16}\text{H}_{22}\text{O}_4$	Dibutyl phthalate	340	157	0.5-?	402
$\text{C}_{16}\text{H}_{26}$	Decylbenzene	298	107		
$\text{C}_{16}\text{H}_{34}$	Hexadecane	286.8	136		202
$\text{C}_{16}\text{H}_{34}\text{O}$	Diocetyl ether	283	>100		205
$\text{C}_{16}\text{H}_{35}\text{N}$	Bis(2-ethylhexyl)amine		132		
$\text{C}_{17}\text{H}_{20}\text{N}_2\text{O}$	<i>N,N'</i> -Diethylcarbanilide		150		
$\text{C}_{17}\text{H}_{34}\text{O}$	2-Heptadecanone	320	120		
$\text{C}_{17}\text{H}_{36}\text{O}$	1-Heptadecanol	333	154		
$\text{C}_{18}\text{H}_{14}$	<i>o</i> -Terphenyl	332	163		
$\text{C}_{18}\text{H}_{14}$	<i>m</i> -Terphenyl	363	191		
$\text{C}_{18}\text{H}_{15}\text{O}_3\text{P}$	Triphenyl phosphite	360	218		
$\text{C}_{18}\text{H}_{15}\text{O}_4\text{P}$	Triphenyl phosphate		220		
$\text{C}_{18}\text{H}_{15}\text{P}$	Triphenylphosphine		180		
$\text{C}_{18}\text{H}_{30}$	Dodecylbenzene	328	140		
$\text{C}_{18}\text{H}_{32}\text{O}_7$	Butyl citrate		157		368
$\text{C}_{18}\text{H}_{34}\text{O}_2$	Oleic acid	360	189		363
$\text{C}_{18}\text{H}_{34}\text{O}_4$	Dibutyl sebacate	344.5	178	0.4-?	365
$\text{C}_{18}\text{H}_{36}\text{O}_2$	Stearic acid		196		395
$\text{C}_{18}\text{H}_{37}\text{Cl}_3\text{Si}$	Trichlorooctadecylsilane		89		
$\text{C}_{18}\text{H}_{38}$	Octadecane	316.3	>100		227
$\text{C}_{18}\text{H}_{38}\text{O}$	1-Octadecanol				450
$\text{C}_{19}\text{H}_{16}$	Triphenylmethane	359	>100		
$\text{C}_{19}\text{H}_{38}\text{O}$	2-Nonadecanone		124		
$\text{C}_{19}\text{H}_{38}\text{O}_2$	Methyl stearate	443	153		
$\text{C}_{19}\text{H}_{40}$	Nonadecane	329.9	>100		230
$\text{C}_{20}\text{H}_{14}\text{O}_4$	Diphenyl phthalate		224		
$\text{C}_{20}\text{H}_{28}$	1-Decylnaphthalene	379	177		
$\text{C}_{20}\text{H}_{42}$	Eicosane	343	>100		232
$\text{C}_{21}\text{H}_{21}\text{O}_4\text{P}$	Tri- <i>o</i> -cresyl phosphate	410	225		385
$\text{C}_{21}\text{H}_{26}\text{O}_3$	4-Octylphenyl salicylate		216		416
$\text{C}_{21}\text{H}_{32}\text{O}_2$	Methyl abietate		180		

Mol. form.	Name	$t_b/^\circ\text{C}$	FP/ $^\circ\text{C}$	Fl. limits	IT/ $^\circ\text{C}$
$\text{C}_{22}\text{H}_{42}\text{O}_2$	Butyl oleate		180		
$\text{C}_{22}\text{H}_{42}\text{O}_4$	Bis(2-ethylhexyl) adipate		206	0.4-?	377
$\text{C}_{22}\text{H}_{44}\text{O}_2$	Butyl stearate	343	160		355
$\text{C}_{23}\text{H}_{46}\text{O}_2$	Pentyl stearate		185		
$\text{C}_{24}\text{H}_{20}\text{Sn}$	Tetraphenylstannane	420	232		
$\text{C}_{24}\text{H}_{38}\text{O}_4$	Bis(2-ethylhexyl) phthalate	384	218		
$\text{C}_{25}\text{H}_{48}\text{O}_4$	Bis(2-ethylhexyl) azelate		227	0.3-?	374

THRESHOLD LIMITS FOR AIRBORNE CONTAMINANTS

Several organizations recommend limits of exposure to airborne contaminants in the workplace. These include the Occupational Safety and Health Administration (OSHA), the National Institute for Occupational Safety and Health (NIOSH), and the non-governmental organization, American Conference of Governmental Industrial Hygienists (ACGIH). The threshold limit value (TLV) for a substance is defined as the concentration level under which the majority of workers may be repeatedly exposed, day after day, without adverse effects. The TLV recommendations are given in two forms:

- Time-weighted average (TWA) concentration for a normal 8-hr workday and 40-hr workweek.
- Short-term exposure limit (STEL), which should not be exceeded for more than 15 min.

Both kinds of limits are specified for some substances.

The following table gives threshold limit values for a number of substances that may be encountered in the atmosphere of a chemical laboratory or industrial facility. All values refer to the concentration in air at 25°C and normal atmospheric pressure. Data for gases are given in parts per million by volume (ppm). Values for liquids refer to mists or aerosols, and those for solids to dusts or

fumes; both are stated in mass concentration (mg/m³). A "C" preceding a value indicates a ceiling limit, which should not be exceeded even for very brief periods because of acute toxic effects of the substance.

Substances are listed by systematic name; molecular formula in the Hill format and Chemical Abstracts Service Registry Number are also given. The Notes column gives further information on the form of the substance and the basis on which the TLV is reported. This column also includes common synonyms and acronyms in brackets (e.g., [MTBE]).

References

1. *2004 TLV's and BEI's*, American Conference of Governmental Industrial Hygienists, 1330 Kemper Meadow Drive, Cincinnati, OH 45240-1634, 2004.
2. *NIOSH Pocket Guide to Chemical Hazards*, U.S. Department of Health and Human Services, National Institute for Occupational Health and Safety, U.S. Government Printing Office, Washington, DC, 1994.
3. *Chemical Information Manual*, U.S. Department of Labor, Occupational Safety and Health Administration, Washington, DC, 1991.

Substance	Notes	Molecular formula	CAS Reg. No.	Time-weighted average	Short-term exposure limit
Abate	[Temephos]	C ₁₆ H ₂₀ O ₆ P ₂ S ₃	3383-96-8	10 mg/m ³	
Acetaldehyde		C ₂ H ₄ O	75-07-0		C 25 ppm
Acetic acid		C ₂ H ₄ O ₂	64-19-7	10 ppm	15 ppm
Acetic anhydride		C ₄ H ₆ O ₃	108-24-7	5 ppm	
Acetone	[2-Propanone]	C ₃ H ₆ O	67-64-1	500 ppm	750 ppm
Acetone cyanohydrin	as CN	C ₄ H ₇ NO	75-86-5		C 5 mg/m ³
Acetonitrile	[Methyl cyanide]	C ₂ H ₃ N	75-05-8	20 ppm	
Acetophenone	[Methyl phenyl ketone]	C ₈ H ₈ O	98-86-2	10 ppm	
2-(Acetyloxy)benzoic acid	[Aspirin]	C ₉ H ₈ O ₄	50-78-2	5 mg/m ³	
Acrolein	[2-Propenal]	C ₃ H ₄ O	107-02-8		C 0.1 ppm
Acrylamide	[2-Propenamide]	C ₃ H ₅ NO	79-06-1	0.03 mg/m ³	
Acrylic acid	[2-Propenoic acid]	C ₃ H ₄ O ₂	79-10-7	2 ppm	
Acrylonitrile	[Propenenitrile]	C ₃ H ₃ N	107-13-1	2 ppm	
Aldrin		C ₁₂ H ₈ Cl ₆	309-00-2	0.25 mg/m ³	
Allyl alcohol	[2-Propen-1-ol]	C ₃ H ₆ O	107-18-6	0.5 ppm	
Allyl glycidyl ether	[AGE]	C ₆ H ₁₀ O ₂	106-92-3	1 ppm	
Allyl propyl disulfide		C ₆ H ₁₂ S ₂	2179-59-1	0.5 ppm	
Aluminum	metal dust	Al	7429-90-5	10 mg/m ³	
Aluminum oxide		Al ₂ O ₃	1344-28-1	10 mg/m ³	
4-Amino-3,5,6-trichloro-2-pyridinecarboxylic acid	[Picloram]	C ₆ H ₃ Cl ₃ N ₂ O ₂	1918-02-1	10 mg/m ³	
Ammonia		H ₃ N	7664-41-7	25 ppm	35 ppm
Ammonium chloride		ClH ₄ N	12125-02-9	10 mg/m ³	20 mg/m ³
Ammonium perfluorooctanoate		C ₈ H ₄ F ₁₅ NO ₂	3825-26-1	0.01 mg/m ³	
Ammonium sulfamate		H ₆ N ₂ O ₃ S	7773-06-0	10 mg/m ³	
Aniline		C ₆ H ₇ N	62-53-3	2 ppm	
Antimony		Sb	7440-36-0	0.5 mg/m ³	
Arsenic		As	7440-38-2	0.01 mg/m ³	
Arsine		AsH ₃	7784-42-1	0.05 ppm	
Atrazine		C ₈ H ₁₄ ClN ₅	1912-24-9	5 mg/m ³	
Azinphos-methyl		C ₁₀ H ₁₂ N ₃ O ₃ PS ₂	86-50-0	0.2 mg/m ³	
Barium	soluble compounds, as Ba		7440-39-3	0.5 mg/m ³	
Barium sulfate		BaO ₄ S	7727-43-7	10 mg/m ³	
Benomyl		C ₁₄ H ₁₈ N ₄ O ₃	17804-35-2	10 mg/m ³	

Substance	Notes	Molecular formula	CAS Reg. No.	Time-weighted average	Short-term exposure limit
Benzene		C ₆ H ₆	71-43-2	0.5 ppm	2.5 ppm
1,3-Benzenedimethanamine	[<i>m</i> -Xylene diamine]	C ₈ H ₁₂ N ₂	1477-55-0		C 0.1 mg/m ³
Benzenethiol	[Phenyl mercaptan]	C ₆ H ₆ S	108-98-5	0.1 ppm	
<i>p</i> -Benzoquinone	[Quinone]	C ₆ H ₄ O ₂	106-51-4	0.1 ppm	
Benzoyl chloride		C ₇ H ₅ ClO	98-88-4		C 0.5 ppm
Benzoyl peroxide		C ₁₄ H ₁₀ O ₄	94-36-0	5 mg/m ³	
Benzyl acetate		C ₉ H ₁₀ O ₂	140-11-4	10 ppm	
Beryllium	and compounds, as Be	Be	7440-41-7	0.002 mg/m ³	0.01 mg/m ³
Biphenyl		C ₁₂ H ₁₀	92-52-4	0.2 ppm	
Bis(2-aminoethyl)amine	[Diethylenetriamine]	C ₄ H ₁₃ N ₃	111-40-0	1 ppm	
Bis(2-chloroethyl) ether	[2,2'-Dichlorethyl ether]	C ₄ H ₈ Cl ₂ O	111-44-4	5 ppm	10 ppm
Bis(chloromethyl) ether		C ₂ H ₄ Cl ₂ O	542-88-1	0.001 ppm	
Bis(2-dimethylaminoethyl) ether	[DMAEE]	C ₈ H ₂₀ N ₂ O	3033-62-3	0.05 ppm	0.15 ppm
Bis(2-ethylhexyl) phthalate	[Di- <i>sec</i> -octyl phthalate; DEHP]	C ₂₄ H ₃₈ O ₄	117-81-7	5 mg/m ³	
Bismuth telluride		Bi ₂ Te ₃	1304-82-1	10 mg/m ³	
Boron oxide		B ₂ O ₃	1303-86-2	10 mg/m ³	
Boron tribromide		BBr ₃	10294-33-4		C 1 ppm
Boron trifluoride		BF ₃	7637-07-2		C 1 ppm
Bromacil	[5-Bromo-3- <i>sec</i> -butyl-6-methyluracil]	C ₉ H ₁₃ BrN ₂ O ₂	314-40-9	10 mg/m ³	
Bromine		Br ₂	7726-95-6	0.1 ppm	0.2 ppm
Bromine pentafluoride		BrF ₅	7789-30-2	0.1 ppm	
Bromochloromethane	[Halon 1011]	CH ₂ BrCl	74-97-5	200 ppm	
2-Bromo-2-chloro-1,1,1-trifluoroethane	[Halothane]	C ₂ HBrClF ₃	151-67-7	50 ppm	
Bromoethane	[Ethyl bromide]	C ₂ H ₅ Br	74-96-4	5 ppm	
Bromoethene	[Vinyl bromide]	C ₂ H ₃ Br	593-60-2	0.5 ppm	
Bromomethane	[Methyl bromide]	CH ₃ Br	74-83-9	1 ppm	
Bromotrifluoromethane		CBF ₃	75-63-8	1000 ppm	
1,3-Butadiene		C ₄ H ₆	106-99-0	2 ppm	
Butane		C ₄ H ₁₀	106-97-8	1000 ppm	
1-Butanethiol	[Butyl mercaptan]	C ₄ H ₁₀ S	109-79-5	0.5 ppm	
1-Butanol	[Butyl alcohol]	C ₄ H ₁₀ O	71-36-3	20 ppm	
2-Butanol	[<i>sec</i> -Butyl alcohol]	C ₄ H ₁₀ O	78-92-2	100 ppm	
2-Butanone	[Methyl ethyl ketone; MEK]	C ₄ H ₈ O	78-93-3	200 ppm	300 ppm
2-Butanone peroxide	[Methyl ethyl ketone peroxide]	C ₈ H ₁₆ O ₄	1338-23-4		C 0.2 ppm
<i>trans</i> -2-Butenal	[Crotonaldehyde]	C ₄ H ₆ O	4170-30-3		C 0.3 ppm
3-Buten-2-one	[Methyl vinyl ketone]	C ₄ H ₆ O	78-94-4		C 0.2 ppm
2-Butoxyethanol	[EGBE]	C ₆ H ₁₄ O ₂	111-76-2	20 ppm	
2-Butoxyethyl acetate	[EGBEA]	C ₈ H ₁₆ O ₃	112-07-2	20 ppm	
Butyl acetate		C ₆ H ₁₂ O ₂	123-86-4	150 ppm	200 ppm
<i>sec</i> -Butyl acetate		C ₆ H ₁₂ O ₂	105-46-4	200 ppm	
<i>tert</i> -Butyl acetate		C ₆ H ₁₂ O ₂	540-88-5	200 ppm	
Butyl acrylate		C ₇ H ₁₂ O ₂	141-32-2	2 ppm	
Butylamine		C ₄ H ₁₁ N	109-73-9		C 5 ppm
<i>tert</i> -Butyl chromate	as CrO ₃	C ₈ H ₁₈ CrO ₄	1189-85-1		C 0.1 mg/m ³
<i>tert</i> -Butyl ethyl ether	[ETBE]	C ₆ H ₁₄ O	637-92-3	5 ppm	
Butyl glycidyl ether	[BGE]	C ₇ H ₁₄ O ₂	2426-08-6	25 ppm	
Butyl lactate		C ₇ H ₁₄ O ₃	138-22-7	5 ppm	
1- <i>tert</i> -Butyl-4-methylbenzene	[<i>p</i> - <i>tert</i> -Butyltoluene]	C ₁₁ H ₁₆	98-51-1	1 ppm	
2- <i>sec</i> -Butylphenol		C ₁₀ H ₁₄ O	89-72-5	5 ppm	
Cadmium	metal	Cd	7440-43-9	0.01 mg/m ³	
Cadmium	compounds, as Cd	Cd	7440-43-9	0.002 mg/m ³	
Calcium carbonate		CCaO ₃	1317-65-3	10 mg/m ³	
Calcium chromate	as Cr	CaCrO ₄	13765-19-0	0.001 mg/m ³	
Calcium cyanamide		CCaN ₂	156-62-7	0.5 mg/m ³	
Calcium hydroxide		CaH ₂ O ₂	1305-62-0	5 mg/m ³	
Calcium metasilicate		CaO ₃ Si	1344-95-2	10 mg/m ³	
Calcium oxide		CaO	1305-78-8	2 mg/m ³	
Calcium sulfate		CaO ₄ S	7778-18-9	10 mg/m ³	

Substance	Notes	Molecular formula	CAS Reg. No.	Time-weighted average	Short-term exposure limit
Camphor		C ₁₀ H ₁₆ O	76-22-2	2 ppm	3 ppm
Caprolactam		C ₆ H ₁₁ NO	105-60-2	5 mg/m ³	
Captafol		C ₁₀ H ₉ Cl ₄ NO ₂ S	2425-06-1	0.1 mg/m ³	
Captan		C ₉ H ₈ Cl ₃ NO ₂ S	133-06-2	5 mg/m ³	
Carbaryl		C ₁₂ H ₁₁ NO ₂	63-25-2	5 mg/m ³	
Carbofuran		C ₁₂ H ₁₅ NO ₃	1563-66-2	0.1 mg/m ³	
Carbon black		C	1333-86-4	3.5 mg/m ³	
Carbon dioxide		CO ₂	124-38-9	5000 ppm	30,000 ppm
Carbon disulfide		CS ₂	75-15-0	10 ppm	
Carbon monoxide		CO	630-08-0	25 ppm	
Carbonyl chloride	[Phosgene]	CCl ₂ O	75-44-5	0.1 ppm	
Carbonyl fluoride		CF ₂ O	353-50-4	2 ppm	5 ppm
Cesium hydroxide		CsHO	21351-79-1	2 mg/m ³	
Chlordane		C ₁₀ H ₆ Cl ₈	57-74-9	0.5 mg/m ³	
Chlorine		Cl ₂	7782-50-5	0.5 ppm	1 ppm
Chlorine dioxide		ClO ₂	10049-04-4	0.1 ppm	0.3 ppm
Chlorine trifluoride		ClF ₃	7790-91-2		C 0.1 ppm
Chloroacetaldehyde		C ₂ H ₃ ClO	107-20-0		C 1 ppm
Chloroacetone		C ₃ H ₅ ClO	78-95-5		C 1 ppm
α-Chloroacetophenone		C ₈ H ₇ ClO	532-27-4	0.05 ppm	
Chloroacetyl chloride		C ₂ H ₂ Cl ₂ O	79-04-9	0.05 ppm	0.15 ppm
Chlorobenzene		C ₆ H ₅ Cl	108-90-7	10 ppm	
o-Chlorobenzylidene malononitrile		C ₁₀ H ₅ ClN ₂	2698-41-1		C 0.05 ppm
2-Chloro-1,3-butadiene	[Chloroprene]	C ₄ H ₅ Cl	126-99-8	10 ppm	
Chlorodifluoromethane		CHClF ₂	75-45-6	1000 ppm	
Chloroethane	[Ethyl chloride]	C ₂ H ₅ Cl	75-00-3	100 ppm	
2-Chloroethanol	[Ethylene chlorohydrin]	C ₂ H ₅ ClO	107-07-3		C 1 ppm
Chloroethene	[Vinyl chloride]	C ₂ H ₃ Cl	75-01-4	1 ppm	
Chloromethane	[Methyl chloride]	CH ₃ Cl	74-87-3	50 ppm	100 ppm
(Chloromethyl)benzene	[Benzyl chloride]	C ₇ H ₇ Cl	100-44-7	1 ppm	
1-Chloro-4-nitrobenzene		C ₆ H ₄ ClNO ₂	100-00-5	0.1 ppm	
1-Chloro-1-nitropropane		C ₃ H ₆ ClNO ₂	600-25-9	2 ppm	
Chloropentafluoroethane		C ₂ ClF ₅	76-15-3	1000 ppm	
2-Chloropropanoic acid		C ₃ H ₅ ClO ₂	598-78-7	0.1 ppm	
2-Chloro-1-propanol		C ₃ H ₇ ClO	78-89-7	1 ppm	
1-Chloro-2-propanol		C ₃ H ₇ ClO	127-00-4	1 ppm	
3-Chloropropene	[Allyl chloride]	C ₃ H ₅ Cl	107-05-1	1 ppm	2 ppm
2-Chlorostyrene		C ₈ H ₇ Cl	2039-87-4	50 ppm	75 ppm
2-Chlorotoluene		C ₇ H ₇ Cl	95-49-8	50 ppm	
Chlorpyrifos		C ₉ H ₁₁ Cl ₃ NO ₃ PS	2921-88-2	0.1 mg/m ³	
Chromium	metal	Cr	7440-47-3	0.5 mg/m ³	
Chromium	Cr(III) compounds, as Cr	Cr	7440-47-3	0.5 mg/m ³	
Chromium	soluble Cr(VI) compounds, as Cr	Cr	7440-47-3	0.05 mg/m ³	
Chromium	insoluble Cr(VI) compounds, as Cr	Cr	7440-47-3	0.01 mg/m ³	
Chromyl chloride		Cl ₂ CrO ₂	14977-61-8	0.025 ppm	
Clopidol		C ₇ H ₇ Cl ₂ NO	2971-90-6	10 mg/m ³	
Cobalt	metal and inorganic compounds, as Co	Co	7440-48-4	0.02 mg/m ³	
Cobalt carbonyl	as Co	C ₈ Co ₂ O ₈	10210-68-1	0.1 mg/m ³	
Cobalt hydrocarbonyl	as Co	C ₄ HCoO ₄	16842-03-8	0.1 mg/m ³	
Copper	fume	Cu	7440-50-8	0.2 mg/m ³	
Cresol	all isomers	C ₇ H ₈ O	1319-77-3	5 ppm	
Crufomate		C ₁₂ H ₁₉ ClNO ₃ P	299-86-5	5 mg/m ³	
Cyanamide		CH ₂ N ₂	420-04-2	2 mg/m ³	
Cyanide ion [CN ⁻]	cyanide salts, as CN	CN	57-12-5		C 5 mg/m ³
Cyanogen		C ₂ N ₂	460-19-5	10 ppm	
Cyanogen chloride		CClN	506-77-4		C 0.3 ppm
Cyclohexane		C ₆ H ₁₂	110-82-7	100 ppm	
Cyclohexanol		C ₆ H ₁₂ O	108-93-0	50 ppm	
Cyclohexanone		C ₆ H ₁₀ O	108-94-1	20 ppm	50 ppm

Substance	Notes	Molecular formula	CAS Reg. No.	Time-weighted average	Short-term exposure limit
Cyclohexene		C_6H_{10}	110-83-8	300 ppm	
Cyclohexylamine		$C_6H_{13}N$	108-91-8	10 ppm	
Cyclonite	[Hexahydro-1,3,5-trinitro-1,3,5-triazine]	$C_3H_6N_6O_6$	121-82-4	0.5 mg/m ³	
1,3-Cyclopentadiene		C_5H_6	542-92-7	75 ppm	
Cyclopentane		C_5H_{10}	287-92-3	600 ppm	
Cyhexatin		$C_{18}H_{34}OSn$	13121-70-5	5 mg/m ³	
Decaborane(14)		$B_{10}H_{14}$	17702-41-9	0.05 ppm	0.15 ppm
Demeton-S-methyl		$C_6H_{15}O_3PS_2$	919-86-8	0.05 mg/m ³	
Diacetone alcohol		$C_6H_{12}O_2$	123-42-2	50 ppm	
4,4'-Diaminodiphenylmethane	[4,4-Methylene dianiline]	$C_{13}H_{14}N_2$	101-77-9	0.1 ppm	
Diazinon		$C_{12}H_{21}N_2O_3PS$	333-41-5	0.01 mg/m ³	
Diazomethane		CH_2N_2	334-88-3	0.2 ppm	
Diborane		B_2H_6	19287-45-7	0.1 ppm	
Dibromodifluoromethane		CBr_2F_2	75-61-6	100 ppm	
2-Dibutylaminoethanol		$C_{10}H_{23}NO$	102-81-8	0.5 ppm	
2,6-Di- <i>tert</i> -butyl-4-methylphenol	[Butylated hydroxytoluene; BHT]	$C_{15}H_{24}O$	128-37-0	2 mg/m ³	
Dibutylphenyl phosphate		$C_{14}H_{23}O_4P$	2528-36-1	0.3 ppm	
Dibutyl phosphate		$C_8H_{19}O_4P$	107-66-4	1 ppm	2 ppm
Dibutyl phthalate		$C_{16}H_{22}O_4$	84-74-2	5 mg/m ³	
Dichloroacetylene		C_2Cl_2	7572-29-4		C 0.1 ppm
<i>o</i> -Dichlorobenzene		$C_6H_4Cl_2$	95-50-1	25 ppm	50 ppm
<i>p</i> -Dichlorobenzene		$C_6H_4Cl_2$	106-46-7	10 ppm	
1,4-Dichloro-2-butene	both isomers	$C_4H_6Cl_2$	764-41-0	0.005 ppm	
Dichlorodifluoromethane		CCl_2F_2	75-71-8	1000 ppm	
1,3-Dichloro-5,5-dimethylhydantoin		$C_5H_6Cl_2N_2O_2$	118-52-5	0.2 mg/m ³	0.4 mg/m ³
Dichlorodiphenyltrichloroethane	[DDT]	$C_{14}H_9Cl_5$	50-29-3	1 mg/m ³	
1,1-Dichloroethane	[Ethylidene dichloride]	$C_2H_4Cl_2$	75-34-3	100 ppm	
1,2-Dichloroethane	[Ethylene dichloride]	$C_2H_4Cl_2$	107-06-2	10 ppm	
1,1-Dichloroethene	[Vinylidene chloride]	$C_2H_2Cl_2$	75-35-4	5 ppm	
1,2-Dichloroethene	both isomers	$C_2H_2Cl_2$	540-59-0	200 ppm	
Dichlorofluoromethane		$CHCl_2F$	75-43-4	10 ppm	
Dichloromethane	[Methylene chloride]	CH_2Cl_2	75-09-2	50 ppm	
1,1-Dichloro-1-nitroethane		$C_2H_3Cl_2NO_2$	594-72-9	2 ppm	
(2,4-Dichlorophenoxy)acetic acid	[2,4-D]	$C_8H_6Cl_2O_3$	94-75-7	10 mg/m ³	
1,2-Dichloropropane		$C_3H_6Cl_2$	78-87-5	75 ppm	110 ppm
2,2-Dichloropropanoic acid		$C_5H_4Cl_2O_2$	75-99-0	5 mg/m ³	
1,3-Dichloropropene	both isomers	$C_3H_4Cl_2$	542-75-6	1 ppm	
1,2-Dichloro-1,1,2,2-tetrafluoroethane		$C_2Cl_2F_4$	76-14-2	1000 ppm	
Dichlorvos		$C_4H_7Cl_2O_4P$	62-73-7	0.1 mg/m ³	
Dicrotophos		$C_8H_{16}NO_5P$	141-66-2	0.05 mg/m ³	
<i>m</i> -Dicyanobenzene	[<i>m</i> -Phthalodinitrile]	$C_8H_4N_2$	626-17-5	5 mg/m ³	
Dicyclopentadiene		$C_{10}H_{12}$	77-73-6	5 ppm	
Dieldrin		$C_{12}H_8Cl_6O$	60-57-1	0.25 mg/m ³	
Diethanolamine	[Bis(2-hydroxyethyl)amine]	$C_4H_{11}NO_2$	111-42-2	2 mg/m ³	
Diethylamine		$C_4H_{11}N$	109-89-7	5 ppm	15 ppm
2-Diethylaminoethanol		$C_6H_{15}NO$	100-37-8	2 ppm	
Diethyl ether	[Ethyl ether]	$C_4H_{10}O$	60-29-7	400 ppm	500 ppm
Diethyl phthalate		$C_{12}H_{14}O_4$	84-66-2	5 mg/m ³	
1,1-Difluoroethene		$C_2H_2F_2$	75-38-7	500 ppm	
Diglycidyl ether		$C_6H_{10}O_3$	2238-07-5	0.1 ppm	
Diisopropylamine		$C_6H_{15}N$	108-18-9	5 ppm	
Diisopropyl ether		$C_6H_{14}O$	108-20-3	250 ppm	310 ppm
Dimethoxymethane	[Methylal]	$C_3H_8O_2$	109-87-5	1000 ppm	
<i>N,N</i> -Dimethylacetamide		C_4H_9NO	127-19-5	10 ppm	

Substance	Notes	Molecular formula	CAS Reg. No.	Time-weighted average	Short-term exposure limit
Dimethylamine		C_2H_7N	124-40-3	5 ppm	15 ppm
<i>N,N</i> -Dimethylaniline		$C_8H_{11}N$	121-69-7	5 ppm	10 ppm
2,2-Dimethylbutane	[Neohexane]	C_6H_{14}	75-83-2	500 ppm	1000 ppm
2,3-Dimethylbutane		C_6H_{14}	79-29-8	500 ppm	1000 ppm
<i>N,N</i> -Dimethylformamide	[DMF]	C_3H_7NO	68-12-2	10 ppm	
2,6-Dimethyl-4-heptanone	[Diisobutyl ketone]	$C_9H_{18}O$	108-83-8	25 ppm	
1,1-Dimethylhydrazine		$C_2H_8N_2$	57-14-7	0.01 ppm	
Dimethyl mercury		C_2H_6Hg	593-74-8	0.01 mg/m ³	
Dimethyl phthalate		$C_{10}H_{10}O_4$	131-11-3	5 mg/m ³	
2,2-Dimethyl-1-propanol acetate		$C_7H_{14}O_2$	926-41-0	50 ppm	100 ppm
Dimethyl sulfate		$C_2H_6O_4S$	77-78-1	0.1 ppm	
Dimethyl sulfide		C_2H_6S	75-18-3	10 ppm	
Dinitrobenzene	all isomers	$C_6H_4N_2O_4$	25154-54-5	0.15 ppm	
Dinitrotoluene	all isomers	$C_7H_6N_2O_4$	25321-14-6	0.2 mg/m ³	
1,4-Dioxane		$C_4H_8O_2$	123-91-1	20 ppm	
Dioxathion		$C_{12}H_{26}O_6P_2S_4$	78-34-2	0.1 mg/m ³	
1,3-Dioxolane		$C_3H_6O_2$	646-06-0	20 ppm	
Diphenylamine		$C_{12}H_{11}N$	122-39-4	10 mg/m ³	
Diphenyl ether		$C_{12}H_{10}O$	101-84-8	1 ppm	2 ppm
4,4'-Diphenylmethane diisocyanate	[Methylene diphenyl isocyanate; MDI]	$C_{15}H_{10}N_2O_2$	101-68-8	0.005 ppm	
Diquat		$C_{12}H_{12}N_2$	231-36-7	0.5 mg/m ³	
Disulfiram		$C_{10}H_{20}N_2S_4$	97-77-8	2 mg/m ³	
Disulfoton		$C_8H_{19}O_2PS_3$	298-04-4	0.05 mg/m ³	
Diuron		$C_9H_{10}Cl_2N_2O$	330-54-1	10 mg/m ³	
Divinyl benzene	all isomers	$C_{10}H_{10}$	1321-74-0	10 ppm	
1-Dodecanethiol		$C_{12}H_{26}S$	112-55-0	0.1 ppm	
Endosulfan		$C_9H_6Cl_6O_3S$	115-29-7	0.1 mg/m ³	
Endrin		$C_{12}H_8Cl_6O$	72-20-8	0.1 mg/m ³	
Enflurane		$C_3H_2ClF_5O$	13838-16-9	75 ppm	
Epichlorohydrin	[(Chloromethyl)oxirane]	C_3H_5ClO	106-89-8	0.5 ppm	
1,2-Epoxy-4-(epoxyethyl)cyclohexane	[Vinylcyclohexene dioxide]	$C_8H_{12}O_2$	106-87-6	0.1 ppm	
Ethane		C_2H_6	74-84-0	1000 ppm	
1,2-Ethanediamine	[Ethylenediamine]	$C_2H_8N_2$	107-15-3	10 ppm	
1,2-Ethandiol	[Ethylene glycol]	$C_2H_6O_2$	107-21-1		C 100 mg/m ³
1,2-Ethandiol, dinitrate	[Ethylene glycol dinitrate; EGDN]	$C_2H_4N_2O_6$	628-96-6	0.05 ppm	
Ethanethiol	[Ethyl mercaptan]	C_2H_6S	75-08-1	0.5 ppm	
Ethanol	[Ethyl alcohol]	C_2H_6O	64-17-5	1000 ppm	
Ethanolamine		C_2H_7NO	141-43-5	3 ppm	6 ppm
Ethion		$C_9H_{22}O_4P_2S_4$	563-12-2	0.05 mg/m ³	
Ethoxydimethylsilane		$C_4H_{12}OSi$	14857-34-2	0.5 ppm	1.5 ppm
2-Ethoxyethanol	[Ethylene glycol monoethyl ether; EGEE]	$C_4H_{10}O_2$	110-80-5	5 ppm	
2-Ethoxyethyl acetate	[Ethylene glycol monoethyl ether acetate; EGEEA]	$C_6H_{12}O_3$	111-15-9	5 ppm	
Ethyl acetate		$C_4H_8O_2$	141-78-6	400 ppm	
Ethyl acrylate	[Ethyl propenoate]	$C_5H_8O_2$	140-88-5	5 ppm	15 ppm
Ethylamine		C_2H_7N	75-04-7	5 ppm	15 ppm
Ethylbenzene		C_8H_{10}	100-41-4	100 ppm	125 ppm
Ethyl 2-cyanoacrylate	[Ethyl 2-cyano-2-propenoate]	$C_6H_7NO_2$	7085-85-0	0.2 ppm	
Ethyleneimine	[Aziridine]	C_2H_5N	151-56-4	0.5 ppm	
Ethyl formate		$C_3H_6O_2$	109-94-4	100 ppm	
2-Ethylhexanoic acid		$C_8H_{16}O_2$	149-57-5	5 mg/m ³	
5-Ethylidene-2-norbornene		C_9H_{12}	16219-75-3		C 5 ppm
<i>N</i> -Ethylmorpholine		$C_6H_{13}NO$	100-74-3	5 ppm	
Ethyl <i>p</i> -nitrophenyl benzenethiophosphate	[EPN]	$C_{14}H_{14}NO_4PS$	2104-64-5	0.1 mg/m ³	
Ethyl silicate		$C_8H_{20}O_4Si$	78-10-4	10 ppm	
Fenamiphos		$C_{13}H_{22}NO_3PS$	22224-92-6	0.1 mg/m ³	

Substance	Notes	Molecular formula	CAS Reg. No.	Time-weighted average	Short-term exposure limit
Fensulfothion		$C_{11}H_{17}O_4PS_2$	115-90-2	0.1 mg/m ³	
Fenthion		$C_{10}H_{15}O_3PS_2$	55-38-9	0.2 mg/m ³	
Ferbam		$C_9H_{18}FeN_3S_6$	14484-64-1	10 mg/m ³	
Ferrocene	[Dicyclopentadienyl iron]	$C_{10}H_{10}Fe$	102-54-5	10 mg/m ³	
Fluoride ion [F ⁻]	fluoride salts, as F	F	16984-48-8	2.5 mg/m ³	
Fluorine		F ₂	7782-41-4	1 ppm	2 ppm
Fluorine monoxide	[Oxygen difluoride]	F ₂ O	7783-41-7		C 0.05 ppm
Fluoroethene	[Vinyl fluoride]	C ₂ H ₃ F	75-02-5	1 ppm	
Fonofos		$C_{10}H_{15}OPS_2$	944-22-9	0.1 mg/m ³	
Formaldehyde		CH ₂ O	50-00-0		C 0.3 ppm
Formamide		CH ₃ NO	75-12-7	10 ppm	
Formic acid		CH ₂ O ₂	64-18-6	5 ppm	10 ppm
Furfural	[2-Furaldehyde]	$C_5H_4O_2$	98-01-1	2 ppm	
Furfuryl alcohol	[2-Furanmethanol]	$C_5H_6O_2$	98-00-0	10 ppm	15 ppm
Germane	[Germanium tetrahydride]	GeH ₄	7782-65-2	0.2 ppm	
Glycerol	[1,2,3-Propanetriol]	$C_3H_8O_3$	56-81-5	10 mg/m ³	
Glyoxal		$C_2H_2O_2$	107-22-2	0.1 mg/m ³	
Graphite	except fibers	C	7440-44-0	2 mg/m ³	
Hafnium	metal and compounds, as Hf	Hf	7440-58-6	0.5 mg/m ³	
Heptachlor		$C_{10}H_5Cl_7$	76-44-8	0.05 mg/m ³	
Heptachlor epoxide		$C_{10}H_5Cl_7O$	1024-57-3	0.05 mg/m ³	
Heptane		C ₇ H ₁₆	142-82-5	400 ppm	500 ppm
2-Heptanone	[Methyl pentyl ketone]	$C_7H_{14}O$	110-43-0	50 ppm	
3-Heptanone	[Ethyl butyl ketone]	$C_7H_{14}O$	106-35-4	50 ppm	75 ppm
4-Heptanone	[Dipropyl ketone]	$C_7H_{14}O$	123-19-3	50 ppm	
Hexachlorobenzene		C_6Cl_6	118-74-1	0.002 mg/m ³	
Hexachloro-1,3-butadiene		C_4Cl_6	87-68-3	0.02 ppm	
1,2,3,4,5,6-Hexachlorocyclohexane	[Lindane]	$C_6H_6Cl_6$	58-89-9	0.5 mg/m ³	
Hexachloro-1,3-cyclopentadiene		C_5Cl_6	77-47-4	0.01 ppm	
Hexachloroethane	[Perchloroethane]	C_2Cl_6	67-72-1	1 ppm	
Hexachloronaphthalene	all isomers	$C_{10}H_2Cl_6$	1335-87-1	0.2 mg/m ³	
Hexahydro-1,3-isobenzofurandione	[Hexahydrophthalic anhydride]	$C_8H_{10}O_3$	85-42-7		C 0.005 mg/m ³
Hexamethylene diisocyanate		$C_8H_{12}N_2O_2$	822-06-0	0.005 ppm	
Hexane		C ₆ H ₁₄	110-54-3	50 ppm	
1,6-Hexanediamine	[Hexamethylenediamine]	$C_6H_{16}N_2$	124-09-4	0.5 ppm	
Hexanedinitrile	[Adiponitrile]	$C_6H_8N_2$	111-69-3	2 ppm	
1,6-Hexanedioic acid	[Adipic acid]	$C_6H_{10}O_4$	124-04-9	5 mg/m ³	
2-Hexanone	[Butyl methyl ketone]	$C_6H_{12}O$	591-78-6	5 ppm	10 ppm
1-Hexene		C ₆ H ₁₂	592-41-6	50 ppm	
sec-Hexyl acetate		$C_8H_{16}O_2$	108-84-9	50 ppm	
Hydrazine		H ₂ N ₂	302-01-2	0.01 ppm	
Hydrazoic acid		HN ₃	7782-79-8		C 0.11 ppm
Hydrogen bromide		BrH	10035-10-6		C 2 ppm
Hydrogen chloride		ClH	7647-01-0		C 2 ppm
Hydrogen cyanide		CHN	74-90-8		C 4.7 ppm
Hydrogen fluoride		FH	7664-39-3		C 3 ppm
Hydrogen peroxide		H ₂ O ₂	7722-84-1	1 ppm	
Hydrogen selenide		H ₂ Se	7783-07-5	0.05 ppm	
Hydrogen sulfide		H ₂ S	7783-06-4	10 ppm	15 ppm
p-Hydroquinone	[1,4-Benzenediol]	$C_6H_6O_2$	123-31-9	2 mg/m ³	
2-Hydroxypropyl acrylate		$C_6H_{10}O_3$	999-61-1	0.5 ppm	
Indene		C_9H_8	95-13-6	10 ppm	
Indium	metal and compounds, as In	In	7440-74-6	0.1 mg/m ³	
Iodine		I ₂	7553-56-2		C 0.1 ppm
Iodomethane	[Methyl iodide]	CH ₃ I	74-88-4	2 ppm	
Iron ion [Fe ⁺²]	soluble ferrous salts, as Fe	Fe	15438-31-0	1 mg/m ³	
Iron ion [Fe ⁺³]	soluble ferric salts, as Fe	Fe	20074-52-6	1 mg/m ³	

Substance	Notes	Molecular formula	CAS Reg. No.	Time-weighted average	Short-term exposure limit
Iron(III) oxide	dust and fume, as Fe	Fe ₂ O ₃	1309-37-1	5 mg/m ³	
Iron pentacarbonyl		C ₅ FeO ₅	13463-40-6	0.1 ppm	0.2 ppm
Isobutane	[2-Methylpropane]	C ₄ H ₁₀	75-28-5	1000 ppm	
Isobutyl acetate		C ₆ H ₁₂ O ₂	110-19-0	150 ppm	
Isobutyl nitrite		C ₄ H ₉ NO ₂	542-56-3		C 1 ppm
Isopentane	[2-Methylbutane]	C ₅ H ₁₂	78-78-4	600 ppm	
Isopentyl acetate	[Isoamyl acetate]	C ₇ H ₁₄ O ₂	123-92-2	50 ppm	100 ppm
Isophorone		C ₉ H ₁₄ O	78-59-1		C 5 ppm
Isophorone diisocyanate		C ₁₂ H ₁₈ N ₂ O ₂	4098-71-9	0.005 ppm	
Isopropenylbenzene	[α-Methyl styrene]	C ₉ H ₁₀	98-83-9	50 ppm	100 ppm
2-Isopropoxyethanol		C ₅ H ₁₂ O ₂	109-59-1	25 ppm	
Isopropyl acetate		C ₅ H ₁₀ O ₂	108-21-4	100 ppm	200 ppm
Isopropylamine		C ₃ H ₉ N	75-31-0	5 ppm	10 ppm
N-Isopropylaniline		C ₉ H ₁₃ N	768-52-5	2 ppm	
Isopropylbenzene	[Cumene]	C ₉ H ₁₂	98-82-8	50 ppm	
Isopropyl glycidyl ether	[IGE]	C ₆ H ₁₂ O ₂	4016-14-2	50 ppm	75 ppm
Kaolin			1332-58-7	2 mg/m ³	
Ketene		C ₂ H ₂ O	463-51-4	0.5 ppm	1.5 ppm
Lead	metal and compounds, as Pb	Pb	7439-92-1	0.05 mg/m ³	
Lead(II) arsenate		As ₂ O ₈ Pb ₃	7784-40-9	0.15 mg/m ³	
Lead(II) chromate	as Pb	CrO ₄ Pb	7758-97-6	0.05 mg/m ³	
Lithium hydride		HLi	7580-67-8	0.025 mg/m ³	
Magnesium carbonate	[Magnesite]	CMgO ₃	546-93-0	10 mg/m ³	
Magnesium oxide		MgO	1309-48-4	10 mg/m ³	
Malathion		C ₁₀ H ₁₉ O ₆ PS ₂	121-75-5	1 mg/m ³	
Maleic anhydride		C ₄ H ₂ O ₃	108-31-6	0.1 ppm	
Manganese	metal and inorganic compounds, as Mn	Mn	7439-96-5	0.2 mg/m ³	
Manganese cyclopentadienyl tricarbonyl	as Mn	C ₈ H ₅ MnO ₃	12079-65-1	0.1 mg/m ³	
Manganese 2-methylcyclopentadienyl tricarbonyl	as Mn	C ₉ H ₇ MnO ₃	12108-13-3	0.2 mg/m ³	
Mercury	metal and inorganic compounds, as Hg	Hg	7439-97-6	0.025 mg/m ³	
Mercury	alkyl compounds, as Hg	Hg	7439-97-6	0.01 mg/m ³	0.03 mg/m ³
Mercury	aryl compounds, as Hg	Hg	7439-97-6	0.1 mg/m ³	
Mesityl oxide	[Isobutenyl methyl ketone]	C ₆ H ₁₀ O	141-79-7	15 ppm	25 ppm
Methacrylic acid	[2-Methylpropenoic acid]	C ₄ H ₆ O ₂	79-41-4	20 ppm	
Methane		CH ₄	74-82-8	1000 ppm	
Methanethiol	[Methyl mercaptan]	CH ₃ S	74-93-1	0.5 ppm	
Methanol	[Methyl alcohol]	CH ₃ O	67-56-1	200 ppm	250 ppm
Methomyl		C ₅ H ₁₀ N ₂ O ₂ S	16752-77-5	2.5 mg/m ³	
2-Methoxyaniline	[o-Anisidine]	C ₇ H ₉ NO	90-04-0	0.5 mg/m ³	
4-Methoxyaniline	[p-Anisidine]	C ₇ H ₉ NO	104-94-9	0.5 mg/m ³	
Methoxychlor		C ₁₆ H ₁₅ Cl ₃ O ₂	72-43-5	10 mg/m ³	
2-Methoxyethanol	[Ethylene glycol monomethyl ether; EGME]	C ₃ H ₈ O ₂	109-86-4	5 ppm	
2-Methoxyethyl acetate	[Ethylene glycol monomethyl ether acetate; EGMEA]	C ₅ H ₁₀ O ₃	110-49-6	5 ppm	
2-Methoxy-2-methylbutane	[Methyl tert-pentyl ether; TAME]	C ₆ H ₁₄ O	994-05-8	20 ppm	
4-Methoxyphenol		C ₇ H ₈ O ₂	150-76-5	5 mg/m ³	
1-Methoxy-2-propanol	[1,2-Propylene glycol monomethyl ether; PGME]	C ₄ H ₁₀ O ₂	107-98-2	100 ppm	150 ppm
Methyl acetate		C ₃ H ₆ O ₂	79-20-9	200 ppm	250 ppm
Methyl acrylate	[Methyl propenoate]	C ₄ H ₆ O ₂	96-33-3	2 ppm	
2-Methylacrylonitrile	[2-Methylpropenenitrile]	C ₄ H ₅ N	126-98-7	1 ppm	
Methylamine		CH ₃ N	74-89-5	5 ppm	15 ppm
2-Methylaniline	[o-Toluidine]	C ₇ H ₉ N	95-53-4	2 ppm	
3-Methylaniline	[m-Toluidine]	C ₇ H ₉ N	108-44-1	2 ppm	
4-Methylaniline	[p-Toluidine]	C ₇ H ₉ N	106-49-0	2 ppm	
N-Methylaniline		C ₇ H ₉ N	100-61-8	0.5 ppm	

Substance	Notes	Molecular formula	CAS Reg. No.	Time-weighted average	Short-term exposure limit
3-Methyl-1-butanol	[Isoamyl alcohol]	C ₅ H ₁₂ O	123-51-3	100 ppm	125 ppm
2-Methyl-1-butanol acetate		C ₇ H ₁₄ O ₂	624-41-9	50 ppm	100 ppm
3-Methyl-2-butanol acetate		C ₇ H ₁₄ O ₂	5343-96-4	50 ppm	100 ppm
3-Methyl-2-butanone	[Methyl isopropyl ketone]	C ₅ H ₁₀ O	563-80-4	200 ppm	
Methyl <i>tert</i> -butyl ether	[MTBE]	C ₅ H ₁₂ O	1634-04-4	50 ppm	
Methyl 2-cyanoacrylate	[Mecrylate]	C ₅ H ₅ NO ₂	137-05-3	0.2 ppm	
Methylcyclohexane		C ₇ H ₁₄	108-87-2	400 ppm	
Methylcyclohexanol	all isomers	C ₇ H ₁₄ O	25639-42-3	50 ppm	
2-Methylcyclohexanone		C ₇ H ₁₂ O	583-60-8	50 ppm	75 ppm
Methyl demeton		C ₆ H ₁₅ O ₅ PS ₂	8022-00-2	0.5 mg/m ³	
2-Methyl-3,5-dinitrobenzamide	[Dinitolmide]	C ₈ H ₇ N ₃ O ₅	148-01-6	5 mg/m ³	
2-Methyl-4,6-dinitrophenol	[Dinitro- <i>o</i> -cresol]	C ₇ H ₆ N ₂ O ₅	534-52-1	0.2 mg/m ³	
4,4'-Methylenebis[2-chloroaniline]	[MBOCA]	C ₁₃ H ₁₂ Cl ₂ N ₂	101-14-4	0.01 ppm	
Methylenebis(4-cyclohexylisocyanate)		C ₁₅ H ₂₂ N ₂ O ₂	5124-30-1	0.005 ppm	
Methyl formate		C ₂ H ₄ O ₂	107-31-3	100 ppm	150 ppm
6-Methyl-1-heptanol	[Isooctyl alcohol]	C ₈ H ₁₈ O	26952-21-6	50 ppm	
5-Methyl-3-heptanone		C ₈ H ₁₆ O	541-85-5	25 ppm	
5-Methyl-2-hexanone	[Methyl isopentyl ketone]	C ₇ H ₁₄ O	110-12-3	50 ppm	
Methylhydrazine		CH ₆ N ₂	60-34-4	0.01 ppm	
Methyl isocyanate		C ₂ H ₃ NO	624-83-9	0.02 ppm	
Methyl methacrylate	[Methyl 2-methyl-2-propenoate]	C ₅ H ₈ O ₂	80-62-6	50 ppm	100 ppm
Methyloxirane	[1,2-Propylene oxide]	C ₃ H ₆ O	75-56-9	2 ppm	
Methyl parathion		C ₈ H ₁₀ NO ₅ PS	298-00-0	0.2 mg/m ³	
2-Methylpentane	[Isohexane]	C ₆ H ₁₄	107-83-5	500 ppm	1000 ppm
3-Methylpentane		C ₆ H ₁₄	96-14-0	500 ppm	1000 ppm
2-Methyl-2,4-pentanediol	[Hexylene glycol]	C ₆ H ₁₄ O ₂	107-41-5		C 25 ppm
4-Methyl-2-pentanol	[Methyl isobutyl carbinol]	C ₆ H ₁₄ O	108-11-2	25 ppm	40 ppm
4-Methyl-2-pentanone	[Isobutyl methyl ketone]	C ₆ H ₁₂ O	108-10-1	50 ppm	75 ppm
2-Methyl-1-propanol	[Isobutyl alcohol]	C ₄ H ₁₀ O	78-83-1	50 ppm	
2-Methyl-2-propanol	[<i>tert</i> -Butyl alcohol]	C ₄ H ₁₀ O	75-65-0	100 ppm	
Methylstyrene	all isomers	C ₉ H ₁₀	25013-15-4	50 ppm	100 ppm
<i>N</i> -Methyl- <i>N</i> ,2,4,6-tetranitroaniline	[Tetryl]	C ₇ H ₅ N ₅ O ₈	479-45-8	1.5 mg/m ³	
Metribuzin		C ₈ H ₁₄ N ₄ OS	21087-64-9	5 mg/m ³	
Mevinphos		C ₇ H ₁₃ O ₆ P	7786-34-7	0.01 ppm	
Mica			12001-26-2	3 mg/m ³	
Molybdenum	metal and insoluble compounds, as Mo	Mo	7439-98-7	10 mg/m ³	
Molybdenum	soluble compounds, as Mo	Mo	7439-98-7	0.5 mg/m ³	
Monocrotophos		C ₇ H ₁₄ NO ₅ P	6923-22-4	0.05 mg/m ³	
Morpholine		C ₄ H ₉ NO	110-91-8	20 ppm	
Naled		C ₄ H ₇ Br ₂ Cl ₂ O ₄ P	300-76-5	0.1 mg/m ³	
Naphthalene		C ₁₀ H ₈	91-20-3	10 ppm	15 ppm
1-Naphthalenylthiourea	[ANTU]	C ₁₁ H ₁₀ N ₂ S	86-88-4	0.3 mg/m ³	
Neopentane	[2,2-Dimethylpropane]	C ₅ H ₁₂	463-82-1	600 ppm	
Nickel	metal	Ni	7440-02-0	1.5 mg/m ³	
Nickel	soluble compounds, as Ni	Ni	7440-02-0	0.1 mg/m ³	
Nickel	insoluble compounds, as Ni	NI	7440-02-0	0.2 mg/m ³	
Nickel carbonyl	as Ni	C ₄ NiO ₄	13463-39-3	0.05 ppm	
Nickel(III) sulfide	as Ni	Ni ₃ S ₂	12035-72-2	0.1 mg/m ³	
Nicotine		C ₁₀ H ₁₄ N ₂	54-11-5	0.5 mg/m ³	
Nitrapyrin		C ₆ H ₃ Cl ₄ N	1929-82-4	10 mg/m ³	
Nitric acid		HNO ₃	7697-37-2	2 ppm	4 ppm
Nitric oxide		NO	10102-43-9	25 ppm	
4-Nitroaniline		C ₆ H ₆ N ₂ O ₂	100-01-6	3 mg/m ³	
Nitrobenzene		C ₆ H ₅ NO ₂	98-95-3	1 ppm	
Nitroethane		C ₂ H ₅ NO ₂	79-24-3	100 ppm	
Nitrogen dioxide		NO ₂	10102-44-0	3 ppm	5 ppm

Substance	Notes	Molecular formula	CAS Reg. No.	Time-weighted average	Short-term exposure limit
Nitrogen trifluoride		F ₃ N	7783-54-2	10 ppm	
Nitromethane		CH ₃ NO ₂	75-52-5	20 ppm	
1-Nitropropane		C ₃ H ₇ NO ₂	108-03-2	25 ppm	
2-Nitropropane		C ₃ H ₇ NO ₂	79-46-9	10 ppm	
Nitrotoluene	all isomers	C ₇ H ₇ NO ₂	1321-12-6	2 ppm	
Nitrous oxide		N ₂ O	10024-97-2	50 ppm	
Nonane	all isomers	C ₉ H ₂₀	111-84-2	200 ppm	
Octachloronaphthalene		C ₁₀ Cl ₈	2234-13-1	0.1 mg/m ³	
Octane	all isomers	C ₈ H ₁₈	111-65-9	300 ppm	375 ppm
Osmium(VIII) oxide	[Osmium tetroxide]	O ₄ Os	20816-12-0	0.0002 ppm	0.0006 ppm
Oxalic acid		C ₂ H ₂ O ₄	144-62-7	1 mg/m ³	2 mg/m ³
2-Oxetanone	[β-Propiolactone]	C ₃ H ₄ O ₂	57-57-8	0.5 ppm	
Oxirane	[Ethylene oxide]	C ₂ H ₄ O	75-21-8	1 ppm	
Oxiranemethanol	[Glycidol]	C ₃ H ₆ O ₂	556-52-5	2 ppm	
4,4'-Oxybis(benzenesulfonyl hydrazide)		C ₁₂ H ₁₄ N ₄ O ₅ S ₂	80-51-3	0.1 mg/m ³	
Ozone	depends on workload	O ₃	10028-15-6	0.1 ppm	
Paraquat		C ₁₂ H ₁₄ N ₂	4685-14-7	0.5 mg/m ³	
Parathion		C ₁₀ H ₁₄ NO ₅ PS	56-38-2	0.05 mg/m ³	
Pentaborane(9)		B ₅ H ₉	19624-22-7	0.005 ppm	0.015 ppm
Pentachloronaphthalene	all isomers	C ₁₀ H ₃ Cl ₅	1321-64-8	0.5 mg/m ³	
Pentachloronitrobenzene		C ₆ Cl ₅ NO ₂	82-68-8	0.5 mg/m ³	
Pentachlorophenol		C ₆ HCl ₅ O	87-86-5	0.5 mg/m ³	
Pentaerythritol		C ₅ H ₁₂ O ₄	115-77-5	10 mg/m ³	
Pentanal	[Valeraldehyde]	C ₅ H ₁₀ O	110-62-3	50 ppm	
Pentane		C ₅ H ₁₂	109-66-0	600 ppm	750 ppm
Pentanedial	[Glutaraldehyde]	C ₅ H ₈ O ₂	111-30-8		C 0.05 ppm
3-Pentanol acetate		C ₇ H ₁₄ O ₂	620-11-1	50 ppm	100 ppm
2-Pentanone	[Methyl propyl ketone]	C ₅ H ₁₀ O	107-87-9	200 ppm	250 ppm
3-Pentanone	[Diethyl ketone]	C ₅ H ₁₀ O	96-22-0	200 ppm	300 ppm
Pentyl acetate	[Amyl acetate]	C ₇ H ₁₄ O ₂	628-63-7	50 ppm	100 ppm
sec-Pentyl acetate		C ₇ H ₁₄ O ₂	626-38-0	50 ppm	100 ppm
Perchloryl fluoride		ClFO ₃	7616-94-6	3 ppm	6 ppm
Perfluoroacetone	[Hexafluoroacetone]	C ₃ F ₆ O	684-16-2	0.1 ppm	
Perfluoroisobutene		C ₄ F ₈	382-21-8		C 0.01 ppm
Phenol		C ₆ H ₆ O	108-95-2	5 ppm	
10H-Phenothiazine	[Thiodiphenylamine]	C ₁₂ H ₉ NS	92-84-2	5 mg/m ³	
Phenylenediamine	all isomers	C ₆ H ₈ N ₂	25265-76-3	0.1 mg/m ³	
Phenyl glycidyl ether	[PGE]	C ₉ H ₁₀ O ₂	122-60-1	0.1 ppm	
Phenylhydrazine		C ₆ H ₈ N ₂	100-63-0	0.1 ppm	
Phenylphosphine		C ₆ H ₅ P	638-21-1		C 0.05 ppm
Phorate		C ₇ H ₁₇ O ₂ PS ₃	298-02-2	0.05 mg/m ³	0.2 mg/m ³
Phosphine		H ₃ P	7803-51-2	0.3 ppm	1 ppm
Phosphoric acid		H ₃ O ₄ P	7664-38-2	1 mg/m ³	3 mg/m ³
Phosphorus (yellow)	[White phosphorus]	P	7723-14-0	0.1 mg/m ³	
Phosphorus(III) chloride	[Phosphorus trichloride]	Cl ₃ P	7719-12-2	0.2 ppm	0.5 ppm
Phosphorus(V) chloride	[Phosphorus pentachloride]	Cl ₅ P	10026-13-8	0.1 ppm	
Phosphorus(V) sulfide		P ₂ S ₅	1314-80-3	1 mg/m ³	3 mg/m ³
Phosphoryl chloride	[Phosphorus(V) oxychloride]	Cl ₃ OP	10025-87-3	0.1 ppm	
Phthalic anhydride		C ₈ H ₄ O ₃	85-44-9	1 ppm	
Piperazine dihydrochloride		C ₄ H ₁₂ Cl ₂ N ₂	142-64-3	5 mg/m ³	
2-Pivaloyl-1,3-indandione	[Pindone]	C ₁₄ H ₁₄ O ₃	83-26-1	0.1 mg/m ³	
Platinum		Pt	7440-06-4	1 mg/m ³	
Platinum	soluble salts, as Pt	Pt	7440-06-4	0.002 mg/m ³	
Potassium hydroxide		HKO	1310-58-3		C 2 mg/m ³
Propanal	[Propionaldehyde]	C ₃ H ₆ O	123-38-6	20 ppm	
Propane		C ₃ H ₈	74-98-6	1000 ppm	
Propanoic acid		C ₃ H ₆ O ₂	79-09-4	10 ppm	
1-Propanol	[Propyl alcohol]	C ₃ H ₈ O	71-23-8	200 ppm	400 ppm
2-Propanol	[Isopropyl alcohol]	C ₃ H ₈ O	67-63-0	200 ppm	400 ppm

Substance	Notes	Molecular formula	CAS Reg. No.	Time-weighted average	Short-term exposure limit
Propargyl alcohol	[2-Propyn-1-ol]	C ₃ H ₄ O	107-19-7	1 ppm	
Propoxur		C ₁₁ H ₁₅ NO ₃	114-26-1	0.5 mg/m ³	
Propyl acetate		C ₅ H ₁₀ O ₂	109-60-4	200 ppm	250 ppm
1,2-Propylene glycol dinitrate		C ₅ H ₆ N ₂ O ₆	6423-43-4	0.05 ppm	
Propyleneimine		C ₃ H ₇ N	75-55-8	2 ppm	
Propyl nitrate		C ₃ H ₇ NO ₃	627-13-4	25 ppm	40 ppm
Propyne	[Methylacetylene]	C ₃ H ₄	74-99-7	1000 ppm	
2-Pyridinamine	[2-Aminopyridine]	C ₅ H ₆ N ₂	504-29-0	0.5 ppm	
Pyridine		C ₅ H ₅ N	110-86-1	1 ppm	
Pyrocatechol	[Catechol]	C ₆ H ₆ O ₂	120-80-9	5 ppm	
Resorcinol	[1,3-Benzenediol]	C ₆ H ₆ O ₂	108-46-3	10 ppm	20 ppm
Rhodium	metal and insoluble compounds, as Rh	Rh	7440-16-6	1 mg/m ³	
Rhodium	soluble compounds, as Rh	Rh	7440-16-6	0.01 mg/m ³	
Ronnel		C ₈ H ₈ Cl ₃ O ₃ PS	299-84-3	10 mg/m ³	
Rotenone		C ₂₃ H ₂₂ O ₆	83-79-4	5 mg/m ³	
Selenium	element and compounds, as Se	Se	7782-49-2	0.2 mg/m ³	
Selenium hexafluoride		F ₆ Se	7783-79-1	0.05 ppm	
Sesone		C ₈ H ₇ Cl ₂ NaO ₅ S	136-78-7	10 mg/m ³	
Silane		H ₄ Si	7803-62-5	5 ppm	
Silicon		Si	7440-21-3	10 mg/m ³	
Silicon carbide		CSi	409-21-2	10 mg/m ³	
Silicon dioxide (α-quartz)		O ₂ Si	14808-60-7	0.05 mg/m ³	
Silicon dioxide (tridymite)		O ₂ Si	15468-32-3	0.05 mg/m ³	
Silicon dioxide (cristobalite)		O ₂ Si	14464-46-1	0.05 mg/m ³	
Silicon dioxide (vitreous)	[Fused silica]	O ₂ Si	60676-86-0	0.1 mg/m ³	
Silver		Ag	7440-22-4	0.1 mg/m ³	
Silver	soluble compounds, as Ag	Ag	7440-22-4	0.01 mg/m ³	
Sodium azide		N ₃ Na	26628-22-8		C 0.29 mg/m ³
Sodium fluoroacetate		C ₂ H ₂ FNaO ₂	62-74-8	0.05 mg/m ³	
Sodium hydrogen sulfite		HNaO ₃ S	7631-90-5	5 mg/m ³	
Sodium hydroxide		HNaO	1310-73-2		C 2 mg/m ³
Sodium metabisulfite		Na ₂ O ₃ S ₂	7681-57-4	5 mg/m ³	
Sodium pyrophosphate		Na ₄ O ₇ P ₂	7722-88-5	5 mg/m ³	
Sodium tetraborate decahydrate	[Borax]	B ₄ H ₂₀ Na ₂ O ₁₇	1303-96-4	5 mg/m ³	
Stibine		H ₃ Sb	7803-52-3	0.1 ppm	
Strontium chromate	as Cr	CrO ₄ Sr	7789-06-2	0.0005 mg/m ³	
Strychnine		C ₂₁ H ₂₂ N ₂ O ₂	57-24-9	0.15 mg/m ³	
Styrene	[Vinylbenzene]	C ₈ H ₈	100-42-5	20 ppm	40 ppm
Sucrose		C ₁₂ H ₂₂ O ₁₁	57-50-1	10 mg/m ³	
Sulfotep	[Tetraethyl thiodiphosphate; TEDP]	C ₈ H ₂₀ O ₅ P ₂ S ₂	3689-24-5	0.2 mg/m ³	
Sulfur chloride		Cl ₂ S ₂	10025-67-9		C 1 ppm
Sulfur decafluoride		F ₁₀ S ₂	5714-22-7		C 0.01 ppm
Sulfur dioxide		O ₂ S	7446-09-5	2 ppm	5 ppm
Sulfur hexafluoride		F ₆ S	2551-62-4	1000 ppm	
Sulfuric acid		H ₂ O ₄ S	7664-93-9	0.2 mg/m ³	
Sulfur tetrafluoride		F ₄ S	7783-60-0		C 0.1 ppm
Sulfuryl fluoride		F ₂ O ₂ S	2699-79-8	5 ppm	10 ppm
Sulprofos		C ₁₂ H ₁₉ O ₂ PS ₃	35400-43-2	1 mg/m ³	
Talc			14807-96-6	2 mg/m ³	
Tantalum	dust	Ta	7440-25-7	5 mg/m ³	
Tantalum(V) oxide	dust, as Ta	O ₅ Ta ₂	1314-61-0	5 mg/m ³	
Tellurium	and compounds, as Te (except H ₂ Te)	Te	13494-80-9	0.1 mg/m ³	
Tellurium hexafluoride		F ₆ Te	7783-80-4	0.02 ppm	
Terbufos		C ₉ H ₂₁ O ₂ PS ₃	13071-79-9	0.01 mg/m ³	
Terephthalic acid	[1,4-Benzenedicarboxylic acid]	C ₈ H ₆ O ₄	100-21-0	10 mg/m ³	
Terphenyl	all isomers	C ₁₈ H ₁₄	26140-60-3		5 mg/m ³
1,1,1,2-Tetrabromoethane	[Acetylene tetrabromide]	C ₂ H ₂ Br ₄	79-27-6	1 ppm	
Tetrabromomethane	[Carbon tetrabromide]	CBr ₄	558-13-4	0.1 ppm	0.3 ppm

Substance	Notes	Molecular formula	CAS Reg. No.	Time-weighted average	Short-term exposure limit
1,1,1,2-Tetrachloro-2,2-difluoroethane		C ₂ Cl ₄ F ₂	76-11-9	500 ppm	
1,1,2,2-Tetrachloro-1,2-difluoroethane		C ₂ Cl ₄ F ₂	76-12-0	500 ppm	
1,1,2,2-Tetrachloroethane		C ₂ H ₂ Cl ₄	79-34-5	1 ppm	
Tetrachloroethene	[Perchloroethylene]	C ₂ Cl ₄	127-18-4	25 ppm	100 ppm
Tetrachloromethane	[Carbon tetrachloride]	CCl ₄	56-23-5	5 ppm	10 ppm
Tetrachloronaphthalene	all isomers	C ₁₀ H ₄ Cl ₄	1335-88-2	2 mg/m ³	
Tetraethyl lead	as Pb	C ₈ H ₂₀ Pb	78-00-2	0.1 mg/m ³	
Tetraethyl pyrophosphate	[TEPP]	C ₈ H ₂₀ O ₇ P ₂	107-49-3	0.05 mg/m ³	
Tetrafluoroethene		C ₂ F ₄	116-14-3	2 ppm	
Tetrahydrofuran	[Oxolane]	C ₄ H ₈ O	109-99-9	200 ppm	250 ppm
Tetramethyl lead	as Pb	C ₄ H ₁₂ Pb	75-74-1	0.15 mg/m ³	
Tetramethyl silicate		C ₄ H ₁₂ O ₄ Si	681-84-5	1 ppm	
Tetramethylsuccinonitrile		C ₈ H ₁₂ N ₂	3333-52-6	0.5 ppm	
Tetranitromethane		CN ₄ O ₈	509-14-8	0.005 ppm	
Thallium	and soluble compounds, as Tl	Tl	7440-28-0	0.1 mg/m ³	
4,4'-Thiobis(6- <i>tert</i> -butyl- <i>m</i> -cresol)		C ₂₂ H ₃₀ O ₂ S	96-69-5	10 mg/m ³	
Thioglycolic acid		C ₂ H ₄ O ₂ S	68-11-1	1 ppm	
Thionyl chloride		Cl ₂ OS	7719-09-7		C 1 ppm
Thiram		C ₆ H ₁₂ N ₂ S ₄	137-26-8	1 mg/m ³	
Tin		Sn	7440-31-5	2 mg/m ³	
Tin	inorganic compounds, as Sn	Sn	7440-31-5	2 mg/m ³	
Tin	organic compounds, as Sn	Sn	7440-31-5	0.1 mg/m ³	
Titanium(IV) oxide	[Titanium dioxide]	O ₂ Ti	13463-67-7	10 mg/m ³	
Toluene		C ₇ H ₈	108-88-3	50 ppm	
Toluene-2,4-diisocyanate		C ₉ H ₆ N ₂ O ₂	584-84-9	0.005 ppm	0.02 ppm
Toluene-2,6-diisocyanate		C ₉ H ₆ N ₂ O ₂	91-08-7	0.005 mg/m ³	0.02 ppm
1 <i>H</i> -1,2,4-Triazol-3-amine	[Amitrole]	C ₄ H ₄ N ₄	61-82-5	0.2 mg/m ³	
Tribromomethane	[Bromoform]	CHBr ₃	75-25-2	0.5 ppm	
Tributyl phosphate		C ₁₂ H ₂₇ O ₄ P	126-73-8	0.2 ppm	
Trichlorfon		C ₄ H ₈ Cl ₃ O ₄ P	52-68-6	1 mg/m ³	
Trichloroacetic acid		C ₂ HCl ₃ O ₂	76-03-9	1 ppm	
1,2,4-Trichlorobenzene		C ₆ H ₃ Cl ₃	120-82-1		C 5 ppm
1,1,1-Trichloroethane	[Methyl chloroform]	C ₂ H ₃ Cl ₃	71-55-6	350 ppm	450 ppm
1,1,2-Trichloroethane		C ₂ H ₃ Cl ₃	79-00-5	10 ppm	
Trichloroethene		C ₂ HCl ₃	79-01-6	50 ppm	100 ppm
Trichlorofluoromethane		CCl ₃ F	75-69-4		C 1000 ppm
Trichloromethane	[Chloroform]	CHCl ₃	67-66-3	10 ppm	
Trichloromethanesulfonyl chloride	[Perchloromethyl mercaptan]	CCl ₃ S	594-42-3	0.1 ppm	
(Trichloromethyl)benzene	[Benzotrichloride]	C ₆ H ₅ Cl ₃	98-07-7		C 0.1 ppm
Trichloronaphthalene	all isomers	C ₁₀ H ₅ Cl ₃	1321-65-9	5 mg/m ³	
Trichloronitromethane	[Chloropicrin]	CCl ₃ NO ₂	76-06-2	0.1 ppm	
2,4,5-Trichlorophenoxyacetic acid	[2,4,5-T]	C ₈ H ₅ Cl ₃ O ₃	93-76-5	10 mg/m ³	
1,2,3-Trichloropropane		C ₃ H ₃ Cl ₃	96-18-4	10 ppm	
1,1,2-Trichloro-1,2,2-trifluoroethane		C ₂ Cl ₃ F ₃	76-13-1	1000 ppm	1250 ppm
Tri- <i>o</i> -cresyl phosphate		C ₂₁ H ₂₁ O ₄ P	78-30-8	0.1 mg/m ³	
Triethanolamine	[Tris(2-hydroxyethyl)amine]	C ₆ H ₁₅ NO ₃	102-71-6	5 mg/m ³	
Triethylamine		C ₆ H ₁₅ N	121-44-8	1 ppm	3 ppm
1,3,5-Triglycidyl- <i>s</i> -triazinetrione		C ₁₂ H ₁₅ N ₃ O ₆	2451-62-9	0.05 mg/m ³	
Triiodomethane	[Iodoform]	CHI ₃	75-47-8	0.6 ppm	
Trimellitic anhydride	[1,2,4-Benzenetricarboxylic anhydride]	C ₉ H ₄ O ₅	552-30-7		C 0.04 mg/m ³
Trimethylamine		C ₃ H ₉ N	75-50-3	5 ppm	15 ppm
Trimethylbenzene	all isomers	C ₉ H ₁₂	25551-13-7	25 ppm	
Trimethyl phosphite		C ₃ H ₉ O ₃ P	121-45-9	2 ppm	

Substance	Notes	Molecular formula	CAS Reg. No.	Time-weighted average	Short-term exposure limit
Trinitroglycerol	[Nitroglycerin; NG]	$C_3H_5N_3O_9$	55-63-0	0.05 ppm	
2,4,6-Trinitrophenol	[Picric acid]	$C_6H_3N_3O_7$	88-89-1	0.1 mg/m ³	
2,4,6-Trinitrotoluene	[TNT]	$C_7H_5N_3O_6$	118-96-7	0.1 mg/m ³	
Triphenylamine		$C_{18}H_{15}N$	603-34-9	5 mg/m ³	
Triphenyl phosphate		$C_{18}H_{15}O_4P$	115-86-6	3 mg/m ³	
Tungsten	metal and insoluble compounds, as W	W	7440-33-7	5 mg/m ³	10 mg/m ³
Tungsten	soluble compounds, as W	W	7440-33-7	1 mg/m ³	3 mg/m ³
Uranium	metal and compounds, as U	U	7440-61-1	0.2 mg/m ³	
Vanadium(V) oxide	dust or fume; [Vanadium pentoxide]	O_5V_2	1314-62-1	0.05 mg/m ³	
Vinyl acetate		$C_4H_6O_2$	108-05-4	10 ppm	15 ppm
4-Vinylcyclohexene		C_8H_{12}	100-40-3	0.1 ppm	
1-Vinyl-2-pyrrolidinone		C_6H_9NO	88-12-0	0.05 ppm	
Warfarin	[Coumadin]	$C_{19}H_{16}O_4$	81-81-2	0.1 mg/m ³	
Xylene	all isomers	C_8H_{10}	1330-20-7	100 ppm	150 ppm
Xylidine	all isomers	$C_8H_{11}N$	1300-73-8	0.5 ppm	
Yttrium	metal and compounds, as Y	Y	7440-65-5	1 mg/m ³	
Zinc chloride		Cl_2Zn	7646-85-7	1 mg/m ³	2 mg/m ³
Zinc chromate hydroxide	as Cr	$CrH_2O_6Zn_2$	13530-65-9	0.01 mg/m ³	
Zinc oxide		OZn	1314-13-2	2 mg/m ³	10 mg/m ³
Zirconium	metal and compounds, as Zr	Zr	7440-67-7	5 mg/m ³	10 mg/m ³

OCTANOL-WATER PARTITION COEFFICIENTS

The octanol-water partition coefficient, P , is a widely used parameter for correlating biological effects of organic substances. It is a property of the two-phase system in which water and 1-octanol are in equilibrium at a fixed temperature and the substance is distributed between the water-rich and octanol-rich phases. P is defined as the ratio of the equilibrium concentration of the substance in the octanol-rich phase to that in the water-rich phase, in the limit of zero concentration. In general, P tends to be large for compounds with extended non-polar structures (such as long chain or multi-ring hydrocarbons) and small for compounds with highly polar groups. Thus P (or, in its more common form of expression, $\log P$) provides a measure of the lipophilic vs. hydrophilic nature of a compound, which is an important consideration in assessing the potential toxicity. A discussion of methods of measurement and accuracy considerations for $\log P$ may be found in Reference 1.

This table gives selected values of $\log P$ for about 450 organic compounds, including many of environmental importance. All values refer to a nominal temperature of 25°C. The source of each value is indicated in the last column. These references contain data on many more compounds than are included here.

Compounds are listed by molecular formula following the Hill convention. To locate a compound by name or CAS Registry Number when the molecular formula is not known, use the table "Physical Constants of Organic Compounds" in Section 3 and its indexes to determine the molecular formula.

References

1. Sangster, J., *J. Phys. Chem. Ref. Data*, 18, 1111, 1989.
2. Mackay, D., Shiu, W. Y., and Ma, K. C., *Illustrated Handbook of Physical-Chemical Properties and Environmental Fate for Organic Chemicals*, Lewis Publishers/CRC Press, Boca Raton, FL, 1992.
3. Shiu, W. Y., and Mackay, D., *J. Phys. Chem. Ref. Data*, 15, 911, 1986.
4. Pinsuwan, S., Li, L., and Yalkowsky, S. H., *J. Chem. Eng. Data*, 40, 623, 1995.
5. *Solubility Data Series, International Union of Pure and Applied Chemistry, Vol. 20*, Pergamon Press, Oxford, 1985.
6. *Solubility Data Series, International Union of Pure and Applied Chemistry, Vol. 38*, Pergamon Press, Oxford, 1985.
7. Miller, M. M., Ghodbane, S., Wasik, S. P., Tewari, Y. B., and Martire, D. E., *J. Chem. Eng. Data*, 29, 184, 1984.

Mol. form.	Name	$\log P$	Ref.	Mol. form.	Name	$\log P$	Ref.
CCl ₂ F ₂	Dichlorodifluoromethane	2.16	2	C ₂ H ₄ O ₂	Acetic acid	-0.17	1
CCl ₃ F	Trichlorofluoromethane	2.53	2	C ₂ H ₅ Br	Bromoethane	1.6	2
CCl ₄	Tetrachloromethane	2.64	2	C ₂ H ₅ Cl	Chloroethane	1.43	2
CHBr ₃	Tribromomethane	2.38	2	C ₂ H ₅ I	Iodoethane	2	2
CHCl ₃	Trichloromethane	1.97	2	C ₂ H ₅ NO	Acetamide	-1.26	1
CH ₂ BrCl	Bromochloromethane	1.41	2	C ₂ H ₅ NO ₂	Nitroethane	0.18	1
CH ₂ Br ₂	Dibromomethane	2.3	2	C ₂ H ₆ O	Ethanol	-0.30	1
CH ₂ Cl ₂	Dichloromethane	1.25	2	C ₂ H ₆ O	Dimethyl ether	0.10	1
CH ₂ F ₂	Difluoromethane	0.20	1	C ₂ H ₆ OS	Dimethyl sulfoxide	-1.35	1
CH ₂ I ₂	Diiodomethane	2.5	2	C ₂ H ₆ O ₂ S	Dimethyl sulfone	-1.41	1
CH ₂ O	Formaldehyde	0.35	1	C ₂ H ₇ N	Ethylamine	-0.13	1
CH ₂ O ₂	Formic acid	-0.54	1	C ₂ H ₇ N	Dimethylamine	-0.38	1
CH ₃ Br	Bromomethane	1.19	2	C ₂ H ₃ N	2-Propenenitrile	0.25	1
CH ₃ Cl	Chloromethane	0.91	2	C ₂ H ₃ Cl ₂	<i>cis</i> -1,3-Dichloropropene	2.03	2
CH ₃ F	Fluoromethane	0.51	1	C ₃ H ₃ O	Propargyl alcohol	-0.38	1
CH ₃ I	Iodomethane	1.5	2	C ₃ H ₄ O	Acrolein	-0.01	1
CH ₃ NO	Formamide	-1.51	1	C ₃ H ₅ Br	3-Bromopropene	1.79	1
CH ₃ NO ₂	Nitromethane	-0.33	1	C ₃ H ₅ ClO	Epichlorohydrin	0.30	2
CH ₄ O	Methanol	-0.74	1	C ₃ H ₅ Cl ₃	1,2,3-Trichloropropane	2.63	2
CH ₅ N	Methylamine	-0.57	1	C ₃ H ₅ N	Propanenitrile	0.16	1
C ₂ Cl ₃ F ₃	1,1,2-Trichlorotrifluoroethane	3.16	2	C ₃ H ₅ NO	Acrylamide	-0.78	1
C ₂ Cl ₄	Tetrachloroethylene	2.88	2	C ₃ H ₆ Cl ₂	1,2-Dichloropropane	2.0	2
C ₂ Cl ₆	Hexachloroethane	4.00	4	C ₃ H ₆ O	Allyl alcohol	0.17	1
C ₂ HCl ₃	Trichloroethylene	2.53	2	C ₃ H ₆ O	Propanal	0.59	1
C ₂ HCl ₅	Pentachloroethane	2.89	2	C ₃ H ₆ O	Acetone	-0.24	1
C ₂ H ₂ Cl ₂	1,1-Dichloroethylene	2.13	2	C ₃ H ₆ O	Methyloxirane	0.03	1
C ₂ H ₂ Cl ₂	<i>cis</i> -1,2-Dichloroethylene	1.86	2	C ₃ H ₆ O ₂	Propanoic acid	0.33	1
C ₂ H ₂ Cl ₂	<i>trans</i> -1,2-Dichloroethylene	1.93	2	C ₃ H ₆ O ₂	Methyl acetate	0.18	1
C ₂ H ₂ Cl ₄	1,1,2,2-Tetrachloroethane	2.39	2	C ₃ H ₇ Br	1-Bromopropane	2.1	2
C ₂ H ₃ Cl	Chloroethylene	1.38	2	C ₃ H ₇ Br	2-Bromopropane	1.9	2
C ₂ H ₃ Cl ₃	1,1,1-Trichloroethane	2.49	2	C ₃ H ₇ Cl	1-Chloropropane	2.04	1
C ₂ H ₃ Cl ₃	1,1,2-Trichloroethane	2.38	2	C ₃ H ₇ Cl	2-Chloropropane	1.90	1
C ₂ H ₃ N	Acetonitrile	-0.34	1	C ₃ H ₇ I	1-Iodopropane	2.5	2
C ₂ H ₄ Cl ₂	1,1-Dichloroethane	1.79	2	C ₃ H ₇ N	Allylamine	0.03	1
C ₂ H ₄ Cl ₂	1,2-Dichloroethane	1.48	2	C ₃ H ₇ NO	<i>N,N</i> -Dimethylformamide	-1.01	1
C ₂ H ₄ O	Acetaldehyde	0.45	1	C ₃ H ₇ NO	<i>N</i> -Methylacetamide	-1.05	1
C ₂ H ₄ O	Ethylene oxide	-0.30	1	C ₃ H ₇ NO ₂	1-Nitropropane	0.87	1

Mol. form.	Name	log P	Ref.	Mol. form.	Name	log P	Ref.
C ₃ H ₈ O	1-Propanol	0.25	1	C ₅ H ₁₀ O	2-Methyltetrahydrofuran	1.85	2
C ₃ H ₈ O	2-Propanol	0.05	1	C ₅ H ₁₀ O ₂	Pentanoic acid	1.39	1
C ₃ H ₈ S	1-Propanethiol	1.81	1	C ₅ H ₁₀ O ₂	Propyl acetate	1.24	1
C ₃ H ₉ N	Propylamine	0.48	1	C ₅ H ₁₀ O ₂	Ethyl propanoate	1.21	1
C ₃ H ₉ N	Isopropylamine	0.26	1	C ₅ H ₁₀ O ₃	Diethyl carbonate	1.21	1
C ₃ H ₉ N	Ethylmethylamine	0.15	1	C ₅ H ₁₁ Br	1-Bromopentane	3.37	1
C ₃ H ₉ N	Trimethylamine	0.16	1	C ₅ H ₁₁ F	1-Fluoropentane	2.33	1
C ₄ H ₄ O	Furan	1.34	1	C ₅ H ₁₁ N	Piperidine	0.84	1
C ₄ H ₄ S	Thiophene	1.81	1	C ₅ H ₁₁ NO ₂	1-Nitropentane	2.01	1
C ₄ H ₅ N	Pyrrrole	0.75	1	C ₅ H ₁₂	Pentane	3.45	1
C ₄ H ₆	1,3-Butadiene	1.99	1	C ₅ H ₁₂	Neopentane	3.11	1
C ₄ H ₆	2-Butyne	1.46	1	C ₅ H ₁₂ O	1-Pentanol	1.51	1
C ₄ H ₆ O	2,5-Dihydrofuran	0.46	1	C ₅ H ₁₂ O	2-Pentanol	1.25	1
C ₄ H ₆ O ₂	Methacrylic acid	0.93	1	C ₅ H ₁₂ O	3-Pentanol	1.21	1
C ₄ H ₆ O ₂	Vinyl acetate	0.73	1	C ₅ H ₁₂ O	3-Methyl-1-butanol	1.28	1
C ₄ H ₆ O ₂	Methyl acrylate	0.80	1	C ₅ H ₁₂ O	2-Methyl-2-butanol	0.89	1
C ₄ H ₇ N	Butanenitrile	0.60	1	C ₅ H ₁₂ O	3-Methyl-2-butanol	1.28	1
C ₄ H ₈	<i>cis</i> -2-Butene	2.33	1	C ₅ H ₁₂ O	2,2-Dimethyl-1-propanol	1.31	1
C ₄ H ₈	<i>trans</i> -2-Butene	2.31	1	C ₅ H ₁₂ O	Methyl <i>tert</i> -butyl ether	0.94	1
C ₄ H ₈	Isobutene	2.35	1	C ₅ H ₁₃ N	Pentylamine	1.49	1
C ₄ H ₈ Cl ₂ O	Bis(2-chloroethyl) ether	1.12	2	C ₆ Cl ₆	Hexachlorobenzene	5.47	5
C ₄ H ₈ O	Ethyl vinyl ether	1.04	1	C ₆ HCl ₅	Pentachlorobenzene	5.03	5
C ₄ H ₈ O	Butanal	0.88	1	C ₆ HCl ₅ O	Pentachlorophenol	5.07	4
C ₄ H ₈ O	2-Butanone	0.29	1	C ₆ H ₂ Cl ₄	1,2,3,4-Tetrachlorobenzene	4.55	5
C ₄ H ₈ O	Tetrahydrofuran	0.46	1	C ₆ H ₂ Cl ₄	1,2,3,5-Tetrachlorobenzene	4.65	5
C ₄ H ₈ O ₂	Butanoic acid	0.79	1	C ₆ H ₂ Cl ₄	1,2,4,5-Tetrachlorobenzene	4.51	5
C ₄ H ₈ O ₂	Propyl formate	0.83	1	C ₆ H ₃ Cl ₃	1,2,3-Trichlorobenzene	4.04	5
C ₄ H ₈ O ₂	Ethyl acetate	0.73	1	C ₆ H ₃ Cl ₃	1,2,4-Trichlorobenzene	3.98	5
C ₄ H ₉ Br	1-Bromobutane	2.75	1	C ₆ H ₃ Cl ₃	1,3,5-Trichlorobenzene	4.02	5
C ₄ H ₉ Cl	1-Chlorobutane	2.64	2	C ₆ H ₄ Cl ₂	<i>o</i> -Dichlorobenzene	3.38	5
C ₄ H ₉ F	1-Fluorobutane	2.58	1	C ₆ H ₄ Cl ₂	<i>m</i> -Dichlorobenzene	3.48	5
C ₄ H ₉ I	1-Iodobutane	3	2	C ₆ H ₄ Cl ₂	<i>p</i> -Dichlorobenzene	3.38	5
C ₄ H ₉ N	Pyrrrolidine	0.46	1	C ₆ H ₄ Cl ₂ O	2,4-Dichlorophenol	3.23	4
C ₄ H ₉ NO	Butanamide	-0.21	1	C ₆ H ₅ Br	Bromobenzene	2.99	2
C ₄ H ₉ NO	<i>N,N</i> -Dimethylacetamide	-0.77	1	C ₆ H ₅ Cl	Chlorobenzene	2.84	1
C ₄ H ₉ NO ₂	1-Nitrobutane	1.47	1	C ₆ H ₅ F	Fluorobenzene	2.27	2
C ₄ H ₁₀	Isobutane	2.8	2	C ₆ H ₅ I	Iodobenzene	3.28	2
C ₄ H ₁₀ O	1-Butanol	0.84	1	C ₆ H ₅ NO ₂	Nitrobenzene	1.85	1
C ₄ H ₁₀ O	2-Butanol	0.65	1	C ₆ H ₆	Benzene	2.13	1
C ₄ H ₁₀ O	2-Methyl-1-propanol	0.76	1	C ₆ H ₆ O	Phenol	1.48	4
C ₄ H ₁₀ O	2-Methyl-2-propanol	0.35	1	C ₆ H ₆ S	Benzenethiol	2.52	1
C ₄ H ₁₀ O	Diethyl ether	0.89	1	C ₆ H ₇ N	Aniline	0.90	1
C ₄ H ₁₀ S	1-Butanethiol	2.28	1	C ₆ H ₇ N	2-Methylpyridine	1.11	1
C ₄ H ₁₀ S	Diethyl sulfide	1.95	1	C ₆ H ₇ N	3-Methylpyridine	1.20	1
C ₄ H ₁₁ N	Butylamine	0.86	1	C ₆ H ₇ N	4-Methylpyridine	1.22	1
C ₄ H ₁₁ N	<i>tert</i> -Butylamine	0.40	1	C ₆ H ₈	1,4-Cyclohexadiene	2.3	2
C ₄ H ₁₁ N	Diethylamine	0.58	1	C ₆ H ₈ O	5-Hexyn-2-one	0.58	1
C ₅ H ₅ N	Pyridine	0.65	1	C ₆ H ₈ O	2-Cyclohexen-1-one	0.61	1
C ₅ H ₆ O	2-Methylfuran	1.85	1	C ₆ H ₈ O	2-Ethylfuran	2.40	1
C ₅ H ₇ N	1-Methylpyrrrole	1.21	1	C ₆ H ₁₀	1,5-Hexadiene	2.8	2
C ₅ H ₈	1,4-Pentadiene	2.48	1	C ₆ H ₁₀	1-Hexyne	2.73	2
C ₅ H ₈	1-Pentyne	1.98	1	C ₆ H ₁₀	Cyclohexene	2.86	1
C ₅ H ₈ O ₂	Methyl methacrylate	1.38	1	C ₆ H ₁₀ O	5-Hexen-2-one	1.02	1
C ₅ H ₈ O ₂	Ethyl acrylate	1.32	1	C ₆ H ₁₀ O	Cyclohexanone	0.81	1
C ₅ H ₉ N	Pentanenitrile	0.94	1	C ₆ H ₁₀ O ₂	Ethyl methacrylate	1.94	1
C ₅ H ₁₀	1-Pentene	2.2	2	C ₆ H ₁₁ Br	Bromocyclohexane	3.20	1
C ₅ H ₁₀	Cyclopentane	3.00	1	C ₆ H ₁₁ N	Hexanenitrile	1.66	1
C ₅ H ₁₀ O	2-Pentanone	0.84	1	C ₆ H ₁₂	1-Hexene	3.40	1
C ₅ H ₁₀ O	3-Pentanone	0.82	1	C ₆ H ₁₂	4-Methyl-1-pentene	2.5	2
C ₅ H ₁₀ O	3-Methyl-2-butanone	0.56	1	C ₆ H ₁₂	Cyclohexane	3.44	1
C ₅ H ₁₀ O	Tetrahydropyran	0.82	1	C ₆ H ₁₂	Methylcyclopentane	3.37	2

Mol. form.	Name	log <i>P</i>	Ref.	Mol. form.	Name	log <i>P</i>	Ref.
C ₆ H ₁₂ O	Cyclohexanol	1.23	1	C ₈ H ₆ O	Benzofuran	2.67	1
C ₆ H ₁₂ O	Hexanal	1.78	1	C ₈ H ₆ S	Benzo[b]thiophene	3.12	1
C ₆ H ₁₂ O	2-Hexanone	1.38	1	C ₈ H ₇ N	Benzeneacetonitrile	1.56	1
C ₆ H ₁₂ O	4-Methyl-2-pentanone	1.31	1	C ₈ H ₇ N	Indole	2.14	1
C ₆ H ₁₂ O ₂	Hexanoic acid	1.92	1	C ₈ H ₈	Styrene	3.05	1
C ₆ H ₁₂ O ₂	Butyl acetate	1.82	1	C ₈ H ₈ O	Acetophenone	1.63	1
C ₆ H ₁₃ Br	1-Bromohexane	3.80	1	C ₈ H ₈ O	2-Methylbenzaldehyde	2.26	1
C ₆ H ₁₃ N	Cyclohexylamine	1.49	1	C ₈ H ₈ O	Benzeneacetaldehyde	1.78	1
C ₆ H ₁₄	Hexane	4.00	1	C ₈ H ₈ O	2,3-Dihydrobenzofuran	2.14	1
C ₆ H ₁₄	3-Methylpentane	3.60	2	C ₈ H ₈ O	Phenylloxirane	1.61	1
C ₆ H ₁₄	2,2-Dimethylbutane	3.82	1	C ₈ H ₈ O ₂	<i>o</i> -Toluic acid	2.32	4
C ₆ H ₁₄	2,3-Dimethylbutane	3.85	2	C ₈ H ₈ O ₂	<i>m</i> -Toluic acid	2.37	1
C ₆ H ₁₄ O	1-Hexanol	2.03	1	C ₈ H ₈ O ₂	<i>p</i> -Toluic acid	2.34	1
C ₆ H ₁₄ O	2-Hexanol	1.76	1	C ₈ H ₈ O ₂	Benzeneacetic acid	1.41	1
C ₆ H ₁₄ O	3-Hexanol	1.65	1	C ₈ H ₈ O ₂	Phenyl acetate	1.49	1
C ₆ H ₁₄ O	3,3-Dimethyl-2-butanol	1.48	1	C ₈ H ₈ O ₂	Methyl benzoate	2.20	1
C ₆ H ₁₄ O	Dipropyl ether	2.03	1	C ₈ H ₁₀	Ethylbenzene	3.15	1
C ₆ H ₁₄ O	Diisopropyl ether	1.52	1	C ₈ H ₁₀	<i>o</i> -Xylene	3.12	1
C ₆ H ₁₅ N	Hexylamine	2.06	1	C ₈ H ₁₀	<i>m</i> -Xylene	3.20	1
C ₆ H ₁₅ N	Dipropylamine	1.67	1	C ₈ H ₁₀	<i>p</i> -Xylene	3.15	1
C ₆ H ₁₅ N	Triethylamine	1.45	1	C ₈ H ₁₀ O	<i>o</i> -Ethylphenol	2.47	1
C ₇ H ₅ BrO ₂	2-Bromobenzoic acid	2.20	4	C ₈ H ₁₀ O	<i>m</i> -Ethylphenol	2.50	1
C ₇ H ₅ BrO ₂	3-Bromobenzoic acid	2.87	4	C ₈ H ₁₀ O	<i>p</i> -Ethylphenol	2.50	1
C ₇ H ₅ BrO ₂	4-Bromobenzoic acid	2.86	4	C ₈ H ₁₀ O	2,4-Xylenol	2.35	1
C ₇ H ₅ N	Benzonitrile	1.56	1	C ₈ H ₁₀ O	2,5-Xylenol	2.34	1
C ₇ H ₆ O	Benzaldehyde	1.48	1	C ₈ H ₁₀ O	2,6-Xylenol	2.36	1
C ₇ H ₆ O ₂	Benzoic acid	1.88	4	C ₈ H ₁₀ O	3,4-Xylenol	3.23	1
C ₇ H ₆ O ₂	Phenyl formate	1.26	1	C ₈ H ₁₀ O	3,5-Xylenol	2.35	1
C ₇ H ₆ O ₃	Salicylic acid	2.20	4	C ₈ H ₁₀ O	Benzeneethanol	1.36	1
C ₇ H ₇ Br	(Bromomethyl)benzene	2.92	1	C ₈ H ₁₀ O	α -Methylbenzyl alcohol	1.42	1
C ₇ H ₇ Cl	<i>o</i> -Chlorotoluene	3.42	1	C ₈ H ₁₀ O	3-Methylbenzenemethanol	1.60	1
C ₇ H ₇ Cl	<i>m</i> -Chlorotoluene	3.28	1	C ₈ H ₁₀ O	4-Methylbenzenemethanol	1.58	1
C ₇ H ₇ Cl	<i>p</i> -Chlorotoluene	3.33	1	C ₈ H ₁₀ O	Phenetole	2.51	1
C ₇ H ₇ Cl	(Chloromethyl)benzene	2.30	1	C ₈ H ₁₀ O	Benzyl methyl ether	1.35	1
C ₇ H ₇ NO ₂	<i>p</i> -Nitrotoluene	2.42	1	C ₈ H ₁₀ O	2-Methylanisole	2.74	1
C ₇ H ₈	Toluene	2.73	1	C ₈ H ₁₀ O	3-Methylanisole	2.66	1
C ₇ H ₈	1,3,5-Cycloheptatriene	2.63	2	C ₈ H ₁₀ O	4-Methylanisole	2.81	1
C ₇ H ₈ O	<i>o</i> -Cresol	1.98	1	C ₈ H ₁₁ N	<i>p</i> -Ethylaniline	1.96	1
C ₇ H ₈ O	<i>m</i> -Cresol	1.98	1	C ₈ H ₁₁ N	<i>N,N</i> -Dimethylaniline	2.31	1
C ₇ H ₈ O	<i>p</i> -Cresol	1.97	1	C ₈ H ₁₁ N	Benzeneethanamine	1.41	1
C ₇ H ₈ O	Benzyl alcohol	1.05	1	C ₈ H ₁₄ O ₂	Butyl methacrylate	2.88	1
C ₇ H ₈ O	Anisole	2.11	1	C ₈ H ₁₅ N	Octanenitrile	2.75	1
C ₇ H ₉ N	Benzylamine	1.09	1	C ₈ H ₁₆	1-Octene	4.57	1
C ₇ H ₉ N	<i>o</i> -Methylaniline	1.32	1	C ₈ H ₁₆	Cyclooctane	4.45	2
C ₇ H ₉ N	<i>m</i> -Methylaniline	1.40	1	C ₈ H ₁₆ O	2-Octanone	2.37	1
C ₇ H ₉ N	<i>p</i> -Methylaniline	1.39	1	C ₈ H ₁₆ O ₂	Octanoic acid	3.05	1
C ₇ H ₉ N	<i>N</i> -Methylaniline	1.66	1	C ₈ H ₁₇ Br	1-Bromoocane	4.89	1
C ₇ H ₁₄	1-Heptene	3.99	1	C ₈ H ₁₈	Octane	5.15	1
C ₇ H ₁₄	Methylcyclohexane	3.88	1	C ₈ H ₁₈ O	1-Octanol	3.07	1
C ₇ H ₁₄ O	2-Heptanone	1.98	1	C ₈ H ₁₈ O	2-Octanol	2.90	1
C ₇ H ₁₄ O	5-Methyl-2-hexanone	1.88	1	C ₈ H ₁₈ O	4-Octanol	2.68	1
C ₇ H ₁₅ Br	1-Bromoheptane	4.36	1	C ₈ H ₁₈ O	Dibutyl ether	3.21	1
C ₇ H ₁₅ Cl	1-Chloroheptane	4.15	1	C ₉ H ₇ N	Quinoline	2.03	1
C ₇ H ₁₅ I	1-Iodoheptane	4.70	1	C ₉ H ₇ N	Isoquinoline	2.08	1
C ₇ H ₁₆	Heptane	4.50	1	C ₉ H ₈	Indene	2.92	1
C ₇ H ₁₆ O	1-Heptanol	2.62	1	C ₉ H ₈ O ₂	<i>trans</i> -Cinnamic acid	2.13	1
C ₇ H ₁₆ O	2-Heptanol	2.31	1	C ₉ H ₉ N	Benzenepropanenitrile	1.72	1
C ₇ H ₁₆ O	3-Heptanol	2.24	1	C ₉ H ₁₀	Indan	3.33	1
C ₇ H ₁₆ O	4-Heptanol	2.22	1	C ₉ H ₁₀ O	1-Phenyl-1-propanone	2.19	1
C ₇ H ₁₇ N	Heptylamine	2.57	1	C ₉ H ₁₀ O	1-Phenyl-2-propanone	1.44	1
C ₈ H ₆	Phenylacetylene	2.40	1	C ₉ H ₁₀ O	4-Methylacetophenone	2.19	1

Mol. form.	Name	log P	Ref.	Mol. form.	Name	log P	Ref.
C ₉ H ₁₀ O ₂	2-Phenylpropanoic acid	1.80	1	C ₁₂ H ₆ Cl ₄	2,3,4,5-Tetrachlorobiphenyl	5.72	3
C ₉ H ₁₀ O ₂	Benzyl acetate	1.96	1	C ₁₂ H ₆ Cl ₄	2,2',4',5'-Tetrachlorobiphenyl	5.73	7
C ₉ H ₁₀ O ₂	4-Methylphenyl acetate	2.11	1	C ₁₂ H ₇ Cl ₃	2,4,5-Trichlorobiphenyl	5.60	3
C ₉ H ₁₀ O ₂	Ethyl benzoate	2.64	1	C ₁₂ H ₇ Cl ₃	2,4,6-Trichlorobiphenyl	5.47	3
C ₉ H ₁₂	Propylbenzene	3.69	1	C ₁₂ H ₈ Cl ₂	2,5-Dichlorobiphenyl	5.10	3
C ₉ H ₁₂	Isopropylbenzene	3.66	1	C ₁₂ H ₈ Cl ₂	2,6-Dichlorobiphenyl	5.00	3
C ₉ H ₁₂	<i>o</i> -Ethyltoluene	3.53	1	C ₁₂ H ₈ O	Dibenzofuran	4.12	1
C ₉ H ₁₂	<i>p</i> -Ethyltoluene	3.63	2	C ₁₂ H ₉ Cl	2-Chlorobiphenyl	4.52	1
C ₉ H ₁₂	1,2,3-Trimethylbenzene	3.60	1	C ₁₂ H ₉ Cl	3-Chlorobiphenyl	4.58	1
C ₉ H ₁₂	1,2,4-Trimethylbenzene	3.63	1	C ₁₂ H ₉ Cl	4-Chlorobiphenyl	4.61	1
C ₉ H ₁₂	1,3,5-Trimethylbenzene	3.42	1	C ₁₂ H ₉ N	Carbazole	3.72	1
C ₉ H ₁₂ O	2-Propylphenol	2.93	1	C ₁₂ H ₁₀	Acenaphthene	3.96	4
C ₉ H ₁₂ O	4-Propylphenol	3.20	1	C ₁₂ H ₁₀	Biphenyl	3.76	6
C ₉ H ₁₂ O	2,3,6-Trimethylphenol	2.67	1	C ₁₂ H ₁₀ N ₂	Azobenzene	3.82	1
C ₉ H ₁₂ O	2,4,6-Trimethylphenol	2.46	1	C ₁₂ H ₁₀ O	Diphenyl ether	4.21	1
C ₉ H ₁₂ O	Benzenepropanol	1.88	1	C ₁₂ H ₁₀ S	Diphenyl sulfide	4.45	1
C ₉ H ₁₃ N	<i>N,N</i> -Dimethylbenzylamine	1.98	1	C ₁₂ H ₁₁ N	Diphenylamine	3.44	4
C ₉ H ₁₃ N	Amphetamine	1.76	1	C ₁₂ H ₁₂	1-Ethyl-naphthalene	4.40	1
C ₉ H ₁₈	1-Nonene	5.15	1	C ₁₂ H ₁₂	1,2-Dimethylnaphthalene	4.31	1
C ₉ H ₁₈ O	2-Nonanone	3.16	1	C ₁₂ H ₁₂	1,4-Dimethylnaphthalene	4.37	1
C ₉ H ₁₈ O	5-Methyl-2-octanone	2.92	1	C ₁₂ H ₁₄ O	4-Phenylcyclohexanone	2.45	1
C ₉ H ₂₀	Nonane	5.65	1	C ₁₂ H ₁₈	Hexylbenzene	5.52	1
C ₉ H ₂₀ O	1-Nonanol	4.02	1	C ₁₂ H ₁₈	Hexamethylbenzene	4.69	4
C ₉ H ₂₁ N	Tripropylamine	2.79	1	C ₁₂ H ₂₂ O	Cyclododecanone	4.10	1
C ₁₀ H ₇ Cl	1-Chloronaphthalene	3.90	1	C ₁₂ H ₂₄ O ₂	Dodecanoic acid	4.6	1
C ₁₀ H ₇ Cl	2-Chloronaphthalene	3.98	1	C ₁₂ H ₂₆ O	1-Dodecanol	5.13	1
C ₁₀ H ₈	Naphthalene	3.34	4	C ₁₃ H ₈ O	9H-Fluoren-9-one	3.58	1
C ₁₀ H ₈	Azulene	3.22	1	C ₁₃ H ₉ N	Acridine	3.40	1
C ₁₀ H ₈ O	1-Naphthol	2.84	1	C ₁₃ H ₁₀	9H-Fluorene	4.20	4
C ₁₀ H ₈ O	2-Naphthol	2.70	1	C ₁₃ H ₁₀ O	Benzophenone	3.18	1
C ₁₀ H ₁₂ O ₂	Isopropyl benzoate	3.18	1	C ₁₃ H ₁₀ O ₂	Phenyl benzoate	3.59	1
C ₁₀ H ₁₄	Butylbenzene	4.26	1	C ₁₃ H ₁₁ NO	<i>N</i> -Phenylbenzamide	2.62	1
C ₁₀ H ₁₄	<i>tert</i> -Butylbenzene	4.11	1	C ₁₃ H ₁₂	Diphenylmethane	4.14	1
C ₁₀ H ₁₄	Isobutylbenzene	4.01	2	C ₁₃ H ₁₂	4-Methylbiphenyl	4.63	1
C ₁₀ H ₁₄	<i>p</i> -Cymene	4.10	1	C ₁₃ H ₁₂ O	Diphenylmethanol	2.67	1
C ₁₀ H ₁₄	1,2,4,5-Tetramethylbenzene	4.10	2	C ₁₃ H ₁₂ O	Benzyl phenyl ether	3.79	1
C ₁₀ H ₁₄	1,2,3,4-Tetramethylbenzene	4.00	1	C ₁₄ H ₁₀	Anthracene	4.56	4
C ₁₀ H ₁₄	1,2,3,5-Tetramethylbenzene	4.10	1	C ₁₄ H ₁₀	Phenanthrene	4.52	4
C ₁₀ H ₁₄ O	4-Butylphenol	3.65	1	C ₁₄ H ₁₂	<i>trans</i> -Stilbene	4.81	1
C ₁₀ H ₂₀ O	2-Decanone	3.77	1	C ₁₄ H ₁₂	1-Methylfluorene	4.97	1
C ₁₀ H ₂₀ O ₂	Decanoic acid	4.09	1	C ₁₄ H ₁₂ O	2-Phenylacetophenone	3.18	1
C ₁₀ H ₂₂	Decane	6.25	1	C ₁₄ H ₁₂ O ₂	Benzyl benzoate	3.97	1
C ₁₀ H ₂₂ O	1-Decanol	4.57	1	C ₁₄ H ₁₄	1,2-Diphenylethane	4.70	1
C ₁₁ H ₉ N	4-Phenylpyridine	2.59	1	C ₁₄ H ₁₄	4,4'-Dimethylbiphenyl	5.09	1
C ₁₁ H ₁₀	1-Methylnaphthalene	3.87	1	C ₁₄ H ₂₂	Octylbenzene	6.30	1
C ₁₁ H ₁₀	2-Methylnaphthalene	4.00	1	C ₁₄ H ₂₈ O ₂	Tetradecanoic acid	6.1	1
C ₁₁ H ₁₆	Pentylbenzene	4.90	1	C ₁₅ H ₁₂	2-Methylanthracene	5.15	2
C ₁₁ H ₁₆	Pentamethylbenzene	4.56	1	C ₁₅ H ₁₂	9-Methylanthracene	5.07	1
C ₁₁ H ₂₂ O	2-Undecanone	4.09	1	C ₁₅ H ₁₂	1-Methylphenanthrene	5.14	2
C ₁₁ H ₂₂ O ₂	Methyl decanoate	4.41	1	C ₁₆ H ₁₀	Fluoranthene	5.07	4
C ₁₂ Cl ₁₀	Decachlorobiphenyl	8.26	3	C ₁₆ H ₁₀	Pyrene	5.08	4
C ₁₂ HCl ₉	2,2',3,3',4,5,5',6,6'- Nonachlorobiphenyl	8.16	3	C ₁₆ H ₁₄	9,10-Dimethylanthracene	5.69	1
C ₁₂ H ₂ Cl ₈	2,2',3,3',5,5',6,6'- Octachlorobiphenyl	7.10	3	C ₁₆ H ₃₂ O ₂	Hexadecanoic acid	7.17	1
C ₁₂ H ₃ Cl ₇	2,2',3,3',4,4',6-Heptachlorobiphenyl	6.70	3	C ₁₇ H ₁₂	11H-Benzo[a]fluorene	5.40	1
C ₁₂ H ₄ Cl ₆	2,2',3,3',4,4'-Hexachlorobiphenyl	7.00	3	C ₁₇ H ₁₂	11H-Benzo[b]fluorene	5.75	1
C ₁₂ H ₄ Cl ₆	2,2',4,4',6,6'-Hexachlorobiphenyl	7.00	3	C ₁₈ H ₁₂	Benz[a]anthracene	5.91	1
C ₁₂ H ₄ Cl ₆	2,2',3,3',6,6'-Hexachlorobiphenyl	6.70	3	C ₁₈ H ₁₂	Chrysene	5.73	4
C ₁₂ H ₅ Cl ₅	2,3,4,5,6-Pentachlorobiphenyl	6.30	3	C ₁₈ H ₁₂	Naphthacene	5.76	1
C ₁₂ H ₅ Cl ₅	2,2',4,5,5'-Pentachlorobiphenyl	6.40	3	C ₁₈ H ₁₂	Triphenylene	5.49	4
				C ₁₈ H ₁₅ N	Triphenylamine	5.74	1
				C ₁₈ H ₃₀ O ₂	Linolenic acid	6.46	1

Mol. form.	Name	log <i>P</i>	Ref.	Mol. form.	Name	log <i>P</i>	Ref.
C ₁₈ H ₃₂ O ₂	Linoleic acid	7.05	1	C ₂₀ H ₄₀ O ₂	Arachidic acid	9.29	1
C ₁₈ H ₃₄ O ₂	Oleic acid	7.64	1	C ₂₁ H ₁₆	1,2-Dihydro-3-methylbenz[j] aceanthrylene	6.75	1
C ₁₈ H ₃₆ O ₂	Stearic acid	8.23	1	C ₂₂ H ₁₂	Benzo[ghi]perylene	6.90	1
C ₁₉ H ₁₆ O	Triphenylmethanol	3.68	1	C ₂₄ H ₁₂	Coronene	6.05	4
C ₂₀ H ₁₂	Perylene	6.25	1				
C ₂₀ H ₁₂	Benzo[a]pyrene	6.20	4				
C ₂₀ H ₃₂ O ₂	Arachidonic acid	6.98	1				

PROTECTION AGAINST IONIZING RADIATION

The following data and rules of thumb are helpful in estimating the penetrating capability of and danger of exposure to various types of ionizing radiation. More precise data should be used for critical applications.

Alpha Particles

Alpha particles of at least 7.5 MeV are required to penetrate the epidermis, the protective layer of skin, 0.07 mm thick.

Electrons

Electrons of at least 70 keV are required to penetrate the epidermis, the protective layer of skin, 0.07 mm thick.

The range of electrons in g/cm^2 is approximately equal to the maximum energy (E) in MeV divided by 2.

The range of electrons in air is about 3.65 m per MeV; for example, a 3 MeV electron has a range of about 11 m in air.

A chamber wall thickness of 30 mg/cm^2 will transmit 70% of the initial fluence of 1 MeV electrons and 20% of that of 0.4 MeV electrons.

When electrons of 1 to 2 MeV pass through light materials such as water, aluminum, or glass, less than 1% of their energy is dissipated as bremsstrahlung.

The bremsstrahlung from 1 Ci of ^{32}P aqueous solution in a glass bottle is about 1 mR/h at 1 meter distance.

When electrons from a 1 Ci source of $^{90}\text{Sr} - ^{90}\text{Y}$ are absorbed, the bremsstrahlung hazard is approximately equal to that presented by the gamma radiation from 12 mg of radium. The average energy of the bremsstrahlung is about 300 keV.

Gamma Rays

The air-scattered radiation (sky-shine) from a 100 Ci ^{60}Co source placed 1 ft behind a 4 ft high shield is about 100 mrad/h at 6 ft from the outside of the shield.

Within $\pm 20\%$ for point source gamma emitters with energies between 0.07 and 4 MeV, the exposure rate (R/h) at 1 ft is $6C \cdot E \cdot n$ where C is the activity in curies, E is the energy in MeV, and n is the number of gammas per disintegration.

Neutrons

An approximate HVL (thickness of absorber for which the neutron flux falls to half its initial value) for 1 MeV neutrons is 3.2 cm of paraffin; that for 5 MeV neutrons is 6.9 cm of paraffin.

Miscellaneous

The activity of any radionuclide is reduced to less than 1% after 7 half-lives (i.e., $2^{-7} = 0.8\%$).

For nuclides with a half-life greater than 6 days, the change in activity in 24 hours will be less than 10%.

10 HVL (half-value layers) attenuates approximately by 10^{-3} .

There is 0.64 mm^3 of radon gas at STP in transient equilibrium with 1 Ci of radium.

The natural background from all sources in most parts of the world leads to an equivalent dose rate of about 0.04 to 4 mSv per year for the average person. About 84% of this comes from terrestrial sources, the remainder from cosmic rays. The U. S. average is about 3.6 mSv/yr but can range up to 50 mSv/yr in some areas. A passenger in a plane flying at 12,000 meters receives $5 \mu\text{Sv/hr}$ from cosmic rays (as compared to about $0.03 \mu\text{Sv/hr}$ at sea level).

The ICRP recommended exposure limit to man-made sources of ionizing radiation (Reference 2) is 20 mSv/yr averaged over 5 years, with the dose in any one year not to exceed 50 mSv.

A whole-body dose of about 3 Gy over a short time interval will typically lead to 50% mortality in 30 days assuming no medical treatment.

Units

The gray (Gy) is the SI unit of absorbed dose; it is a measure of the mean energy imparted to a sample of irradiated matter, divided by the mass of the sample. Gy is a special name for the SI unit J/kg.

The sievert (Sv) is the SI unit of equivalent dose, which is defined as the absorbed dose multiplied by a weighting factor that expresses the long-term biological risk from low-level chronic exposure to a specified type of radiation. The Sv is another special name for J/kg.

1 curie (Ci) = $3.7 \cdot 10^{10}$ becquerel (Bq); i.e., $3.7 \cdot 10^{10}$ disintegrations per second.

1 roentgen (R) = $2.58 \cdot 10^{-4}$ coulomb per kilogram (C/kg); a measure of the charge (positive or negative) liberated by x-ray or gamma radiation in air, divided by the mass of air.

1 rad = 0.01 Gy

1 rem = 0.01 Sv

References

1. Padikal, T. N., and Fivozinsky, S. P., *Medical Physics Data Book, National Bureau of Standards Handbook 138*, U.S. Government Printing Office, Washington, D.C., 1981.
2. *1990 Recommendations of the International Commission on Radiological Protection*, ICRP Publication 60, *Annals of the ICRP*, Pergamon Press, Oxford, 1991.
3. *Radiation: Doses, Effects, Risks*, United Nations Sales No. E.86.III.D.4, 1985.
4. Eidelman, S., et al., *Physics Letters*, B592, 1, 2004.

ANNUAL LIMITS ON INTAKES OF RADIONUCLIDES

K. F. Eckerman

The following table lists, for workers, the annual limits on oral and inhalation intakes (ALI) for selected radionuclides based on the occupational radiation protection guidance of the International Commission on Radiological Protection (References 1 and 2). An intake of one ALI corresponds to an annual whole body dose of 0.02 Sv (2 rem).

The ALI is expressed in the SI unit of activity, the becquerel (Bq), and in the conventional unit, the microcurie (μCi); $1 \mu\text{Ci} = 3.7 \cdot 10^4 \text{ Bq}$. The chemical form of inhaled radionuclides is, in most instances, stated in terms of the rate of absorption to blood from the lungs and the fractional absorption from the small intestine. Type F, M, and S denote chemical forms which are absorbed from the lungs at rates characterized as fast, moderate, and slow, respectively. The time to absorb 90% of the deposited radionuclide, in the absence of radioactive decay, corresponds to about 10 minutes, 150 days, and 7000 days for Type F, M, and S compounds, respec-

tively. Type F compounds can be considered to be more soluble than M or S, S being the most insoluble. Chemical form consideration for ingestion is specified by the fractional absorption from the small intestine, denoted as f_1 . The f_1 values range from 10^{-5} to 1. Higher fractional absorption is associated with greater solubility of the compound.

References

1. *1990 Recommendations of the International Commission on Radiological Protection, ICRP Publication 60, Annals of the ICRP 21, (1-3)*, Pergamon Press, Oxford, 1991.
2. *Dose Coefficients for Intakes of Radionuclides by Workers, ICRP Publication 68, Annals of the ICRP, 24(4)*, Pergamon Press, Oxford, 1995.

	Physical half-life	Inhalation intakes				Oral intakes		
		Chemical form	ALI		Chemical form	ALI		
			Bq	μCi		f_1	Bq	μCi
^3H	12.3 y	HT gas	1.1E+13	3.0E+08	1.000	1.1E+13	3.0E+08	
^{11}C	0.340 h	HTO vapor	1.1E+09	3.0E+04	1.000	8.3E+08	2.3E+04	
		CO	1.7E+10	4.5E+05				
^{14}C	5730 y	CO ₂	9.1E+09	2.5E+05	1.000	3.4E+07	9.3E+02	
		Organic compounds	6.2E+09	1.7E+05				
		CO	2.5E+10	6.8E+05				
		CO ₂	3.1E+09	8.3E+04				
^{18}F	1.83 h	Organic compounds	3.4E+07	9.3E+02	1.000	4.1E+08	1.1E+04	
		F 1.000	3.7E+08	1.0E+04				
		M 1.000	2.2E+08	6.1E+03				
^{22}Na	2.60 y	S 1.000	2.2E+08	5.8E+03	1.000	6.3E+06	1.7E+02	
		F 1.000	1.0E+07	2.7E+02				
		F 1.000	3.8E+07	1.0E+03				
^{24}Na	15.0 h	F 1.000	3.8E+07	1.0E+03	1.000	4.7E+07	1.3E+03	
		F 0.800	1.8E+07	4.9E+02				
^{32}P	14.3 d	M 0.800	6.9E+06	1.9E+02	0.800	8.3E+06	2.3E+02	
		Inorganic compounds						
^{35}S	87.4 d	F 0.800	2.5E+08	6.8E+03	0.800	1.4E+08	3.9E+03	
		M 0.800	1.8E+07	4.9E+02				
		Vapor	1.7E+08	4.5E+03				
		Organic compounds						
		F 1.000	1.0E+08	2.7E+03				
^{42}K	12.4 h	F 1.000	1.0E+08	2.7E+03	1.000	2.6E+07	7.0E+02	
^{43}K	22.6 h	F 1.000	7.7E+07	2.1E+03	1.000	4.7E+07	1.3E+03	
^{45}Ca	163 d	M 0.300	8.7E+06	2.4E+02	0.300	8.0E+07	2.2E+03	
^{47}Ca	4.53 d	M 0.300	9.5E+06	2.6E+02	0.300	2.6E+07	7.1E+02	
^{51}Cr	27.7 d	F 0.100	6.7E+08	1.8E+04	0.100	1.3E+07	3.4E+02	
		M 0.100	5.9E+08	1.6E+04				
		S 0.100	5.6E+08	1.5E+04				
^{54}Mn	312 d	F 0.100	1.8E+07	4.9E+02	0.100	5.3E+08	1.4E+04	
		M 0.100	1.7E+07	4.5E+02				
^{52}Fe	8.28 h	F 0.100	2.9E+07	7.8E+02	0.100	5.4E+08	1.5E+04	
		M 0.100	2.1E+07	5.7E+02				
^{55}Fe	2.70 y	F 0.100	2.2E+07	5.9E+02	0.100	1.4E+07	3.9E+02	
		M 0.100	6.1E+07	1.6E+03				

	Physical half-life	Inhalation intakes			Oral intakes		
		Chemical form Type/ f_1	ALI		Chemical form f_1	ALI	
			Bq	μCi		Bq	μCi
⁵⁹ Fe	44.5 d	F 0.100	6.7E+06	1.8E+02	0.100	1.1E+07	3.0E+02
		M 0.100	6.3E+06	1.7E+02			
⁵⁷ Co	271 d	M 0.100	5.1E+07	1.4E+03	0.100	9.5E+07	2.6E+03
		S 0.050	3.3E+07	9.0E+02	0.050	1.1E+08	2.8E+03
⁵⁸ Co	70.8 d	M 0.100	1.4E+07	3.9E+02	0.100	2.7E+07	7.3E+02
		S 0.050	1.2E+07	3.2E+02	0.050	2.9E+07	7.7E+02
⁶⁰ Co	5.27 y	M 0.100	2.8E+06	7.6E+01	0.100	5.9E+06	1.6E+02
		S 0.050	1.2E+06	3.2E+01	0.050	8.0E+06	2.2E+02
⁶⁴ Cu	12.7 h	F 0.500	2.9E+08	7.9E+03	0.500	1.7E+08	4.5E+03
		M 0.500	1.3E+08	3.6E+03			
		S 0.500	1.3E+08	3.6E+03			
⁵⁹ Ni	75000 y	F 0.050	9.1E+07	2.5E+03	0.050	3.2E+08	8.6E+03
		M 0.050	2.1E+08	5.8E+03			
		Vapor	2.4E+07	6.5E+02			
⁶³ Ni	96.0 y	F 0.050	3.8E+07	1.0E+03	0.050	1.3E+08	3.6E+03
		M 0.050	6.5E+07	1.7E+03			
		Vapor	1.0E+07	2.7E+02			
⁶⁵ Zn	244 d	S 0.500	7.1E+06	1.9E+02	0.500	5.1E+06	1.4E+02
⁶⁷ Ga	3.26 d	F 0.001	1.8E+08	4.9E+03	0.001	1.1E+08	2.8E+03
		M 0.001	7.1E+07	1.9E+03			
⁶⁸ Ga	1.13 h	F 0.001	4.1E+08	1.1E+04	0.001	2.0E+08	5.4E+03
		M 0.001	2.5E+08	6.7E+03			
⁶⁸ Ge	288 d	F 1.000	2.4E+07	6.5E+02	1.000	1.5E+07	4.2E+02
		M 1.000	2.5E+06	6.8E+01			
⁷⁵ Se	120 d	F 0.800	1.4E+07	3.9E+02	0.800	7.7E+06	2.1E+02
		M 0.800	1.2E+07	3.2E+02	0.050	4.9E+07	1.3E+03
⁷⁹ Se	65000 y	F 0.800	1.3E+07	3.4E+02	0.800	6.9E+06	1.9E+02
		M 0.800	6.5E+06	1.7E+02	0.050	5.1E+07	1.4E+03
⁸⁶ Rb	18.6 d	F 1.000	1.5E+07	4.2E+02	1.000	7.1E+06	1.9E+02
⁸⁵ Sr	64.8 d	F 0.300	3.6E+07	9.7E+02	0.300	3.6E+07	9.7E+02
		S 0.010	3.1E+07	8.4E+02	0.010	6.1E+07	1.6E+03
^{87m} Sr	2.80 h	F 0.300	9.1E+08	2.5E+04	0.300	6.7E+08	1.8E+04
		S 0.010	5.7E+08	1.5E+04	0.010	6.1E+08	1.6E+04
⁸⁹ Sr	50.5 d	F 0.300	1.4E+07	3.9E+02	0.300	7.7E+06	2.1E+02
		S 0.010	3.6E+06	9.7E+01	0.010	8.7E+06	2.4E+02
⁹⁰ Sr	29.1 y	F 0.300	6.7E+05	1.8E+01	0.300	7.1E+05	1.9E+01
		S 0.010	2.6E+05	7.0E+00	0.010	7.4E+06	2.0E+02
⁹⁹ Mo	2.75 d	F 0.800	5.6E+07	1.5E+03	0.800	2.7E+07	7.3E+02
		S 0.050	1.8E+07	4.9E+02	0.050	1.7E+07	4.5E+02
^{99m} Tc	6.02 h	F 0.800	1.0E+09	2.7E+04	0.800	9.1E+08	2.5E+04
		M 0.800	6.9E+08	1.9E+04			
⁹⁹ Tc	213000 y	F 0.800	5.0E+07	1.4E+03	0.800	2.6E+07	6.9E+02
		M 0.800	6.3E+06	1.7E+02			
¹⁰⁶ Ru	1.01 y	F 0.050	2.0E+06	5.5E+01	0.050	2.9E+06	7.7E+01
		M 0.050	1.2E+06	3.2E+01			
		S 0.050	5.7E+05	1.5E+01			
¹¹¹ In	2.83 d	F 0.020	9.1E+07	2.5E+03	0.020	6.9E+07	1.9E+03
		M 0.020	6.5E+07	1.7E+03			
^{113m} In	1.66 h	F 0.020	1.1E+09	2.8E+04	0.020	7.1E+08	1.9E+04
		M 0.020	6.3E+08	1.7E+04			
¹¹³ Sn	115 d	F 0.020	2.5E+07	6.8E+02	0.020	2.7E+07	7.4E+02
		M 0.020	1.1E+07	2.8E+02			
¹²³ I	13.2 h	F 1.000	1.8E+08	4.9E+03	1.000	9.5E+07	2.6E+03
		Vapor	9.5E+07	2.6E+03			
¹²⁵ I	60.1 d	F 1.000	2.7E+06	7.4E+01	1.000	1.3E+06	3.6E+01
		Vapor	1.4E+06	3.9E+01			
¹²⁹ I	1.57·10 ⁷ y	F 1.000	3.9E+05	1.1E+01	1.000	1.8E+05	4.9E+00
		Vapor	2.1E+05	5.6E+00			

	Physical half-life	Inhalation intakes			Oral intakes		
		Chemical form Type/ f_1	ALI		Chemical form f_1	ALI	
			Bq	μCi		Bq	μCi
¹³¹ I	8.04 d	F 1.000 Vapor	1.8E+06 1.0E+06	4.9E+01 2.7E+01	1.000	9.1E+05	2.5E+01
¹²⁹ Cs	1.34 d	F 1.000	2.5E+08	6.7E+03	1.000	3.3E+08	9.0E+03
¹³⁴ Cs	2.06 y	F 1.000	2.1E+06	5.6E+01	1.000	1.1E+06	2.8E+01
¹³⁶ Cs	13.1 d	F 1.000	1.1E+07	2.8E+02	1.000	6.7E+06	1.8E+02
¹³⁷ Cs	30.0 y	F 1.000	3.0E+06	8.1E+01	1.000	1.5E+06	4.2E+01
¹⁴¹ Ce	32.5 d	M 5.0E-04 S 5.0E-04	7.4E+06 6.5E+06	2.0E+02 1.7E+02	5.0E-04	2.8E+07	7.6E+02
¹⁴⁴ Ce	284 d	M 5.0E-04 S 5.0E-04	8.7E+05 6.9E+05	2.4E+01 1.9E+01	5.0E-04	3.8E+06	1.0E+02
¹³³ Ba	10.7 y	F 0.100	1.1E+07	3.0E+02	0.100	2.0E+07	5.4E+02
¹⁴⁰ Ba	12.7 d	F 0.100	1.3E+07	3.4E+02	0.100	8.0E+06	2.2E+02
¹⁶⁹ Yb	32.0 d	M 5.0E-04 S 5.0E-04	9.5E+06 8.3E+06	2.6E+02 2.3E+02	5.0E-04	2.8E+07	7.6E+02
¹⁹⁸ Au	2.69 d	F 0.100 M 0.100 S 0.100	5.1E+07 2.0E+07 1.8E+07	1.4E+03 5.5E+02 4.9E+02	0.100	2.0E+07	5.4E+02
^{198m} Au	2.30 d	F 0.100 M 0.100 S 0.100	3.4E+07 1.0E+07 1.1E+07	9.2E+02 2.7E+02 2.8E+02	0.100	1.5E+07	4.2E+02
¹⁹⁷ Hg	2.67 d	Inorganic compounds F 0.400	2.4E+08	6.4E+03	1.000 0.400	2.0E+08 1.2E+08	5.5E+03 3.2E+03
		Vapor Organic compounds F 0.020 M 0.020	4.5E+06 2.0E+08 7.1E+07	1.2E+02 5.4E+03 1.9E+03	0.020	8.7E+07	2.4E+03
²⁰³ Hg	46.6 d	Inorganic compounds F 0.400	2.7E+07	7.2E+02	1.000 0.400	1.1E+07 1.8E+07	2.8E+02 4.9E+02
		Vapor Organic compounds F 0.020 M 0.020	2.9E+06 3.4E+07 1.1E+07	7.7E+01 9.2E+02 2.8E+02	0.020	3.7E+07	1.0E+03
²⁰¹ Tl	3.04 d	F 1.000	2.6E+08	7.1E+03	1.000	2.1E+08	5.7E+03
²¹⁰ Pb	22.3 y	F 0.200	1.8E+04	4.9E-01	0.200	2.9E+04	7.9E-01
²⁰⁷ Bi	38.0 y	F 0.050 M 0.050	2.4E+07 6.3E+06	6.4E+02 1.7E+02	0.050	1.5E+07	4.2E+02
²¹⁰ Po	138 d	F 0.100 M 0.100	2.8E+04 9.1E+03	7.6E-01 2.5E-01	0.100	8.3E+04	2.3E+00
²²⁴ Ra	3.66 d	M 0.200	8.3E+03	2.3E-01	0.200	3.1E+05	8.3E+00
²²⁶ Ra	1600 y	M 0.200	1.7E+03	4.5E-02	0.200	7.1E+04	1.9E+00
²²⁸ Ra	5.75 y	M 0.200	1.2E+04	3.2E-01	0.200	3.0E+04	8.1E-01
²²⁸ Th	1.91 y	M 5.0E-04 S 2.0E-04	8.7E+02 6.3E+02	2.4E-02 1.7E-02	5.0E-04 2.0E-04	2.9E+05 5.7E+05	7.7E+00 1.5E+01
²³⁰ Th	77000 y	M 5.0E-04 S 2.0E-04	7.1E+02 2.8E+03	1.9E-02 7.5E-02	5.0E-04 2.0E-04	9.5E+04 2.3E+05	2.6E+00 6.2E+00
²³² Th	1.40·10 ¹⁰ y	M 5.0E-04 S 2.0E-04	6.9E+02 1.7E+03	1.9E-02 4.5E-02	5.0E-04 2.0E-04	9.1E+04 2.2E+05	2.5E+00 5.9E+00
²³⁴ U	2.44·10 ⁵ y	F 0.020 M 0.020 S 0.002	3.1E+04 9.5E+03 2.9E+03	8.4E-01 2.6E-01 7.9E-02	0.020 0.002	4.1E+05 2.4E+06	1.1E+01 6.5E+01
²³⁵ U	7.04·10 ⁸ y	F 0.020 M 0.020	3.3E+04 1.1E+04	9.0E-01 3.0E-01	0.020 0.002	4.3E+05 2.4E+06	1.2E+01 6.5E+01

	Physical half-life	Inhalation intakes			Oral intakes		
		Chemical form Type/ f_1	ALI		Chemical form f_1	ALI	
			Bq	μCi		Bq	μCi
²³⁸ U	4.47·10 ⁹ y	S 0.002	3.3E+03	8.9E-02			
		F 0.020	3.4E+04	9.3E-01	0.020	4.5E+05	1.2E+01
		M 0.020	1.3E+04	3.4E-01	0.002	2.6E+06	7.1E+01
		S 0.002	3.5E+03	9.5E-02			
²³⁷ Np	2.14·10 ⁶ y	M 5.0E-04	1.3E+03	3.6E-02	5.0E-04	1.8E+05	4.9E+00
²³⁹ Np	2.36 d	M 5.0E-04	1.8E+07	4.9E+02	5.0E-04	2.5E+07	6.8E+02
²³⁸ Pu	87.7 y	M 5.0E-04	6.7E+02	1.8E-02	5.0E-04	8.7E+04	2.4E+00
		S 1.0E-05	1.8E+03	4.9E-02	1.0E-05	2.3E+06	6.1E+01
²³⁹ Pu	24100 y				1.0E-04	4.1E+05	1.1E+01
		M 5.0E-04	6.3E+02	1.7E-02	5.0E-04	8.0E+04	2.2E+00
		S 1.0E-05	2.4E+03	6.5E-02	1.0E-05	2.2E+06	6.0E+01
²⁴¹ Pu	14.4 y				1.0E-04	3.8E+05	1.0E+01
		M 5.0E-04	3.4E+04	9.3E-01	5.0E-04	4.3E+06	1.2E+02
		S 1.0E-05	2.4E+05	6.4E+00	1.0E-05	1.8E+08	4.9E+03
²⁴¹ Am	432 y	M 5.0E-04	7.4E+02	2.0E-02	5.0E-04	1.0E+05	2.7E+00
²⁴⁴ Cm	18.1 y	M 5.0E-04	1.2E+03	3.2E-02	5.0E-04	1.7E+05	4.5E+00
²⁵² Cf	2.64 y	M 5.0E-04	1.5E+03	4.2E-02	5.0E-04	2.2E+05	6.0E+00

CHEMICAL CARCINOGENS

The following substances are listed in the 11th Report on Carcinogens 2004, released by the National Institute of Environmental Health Sciences (NIEHS) under the National Toxicology Program (NTP). Substances are grouped in two classes:

- **Known to be human carcinogens:** There is sufficient evidence of carcinogenicity from studies in humans which indicates a causal relationship between exposure to the substance and human cancer.

- **Reasonably anticipated to be human carcinogens:** There is limited evidence of carcinogenicity from studies in humans which indicates that causal interpretation is credible, but that alternative explanations, such as chance, bias, or confounding factors, could not be adequately excluded; or there is sufficient evidence of carcinogenicity from studies in experimental animals.

The NTP report also lists many poorly defined materials such as soots, tars, mineral oils, coke oven emissions, etc. These materials are not included here.

The table lists the name normally used in the *Handbook of Chemistry and Physics*, followed by additional names and acronyms by which the substance is known. In many cases the primary name given here is different from that used in the NTP report; however, names used in the NTP report appear in the Other Names column. The Chemical Abstracts Service Registry Number (CAS RN), given in the last column, is taken from the NTP report. Extensive details on each substance are given in the reference.

Reference

Public Health Service, National Toxicology Program, 11th Report on Carcinogens, available on the Internet at <<http://ntp.niehs.nih.gov/>>

Substance	Other Names	CAS RN
<i>Known to be Human Carcinogens</i>		
Aflatoxins		1402-68-2
4-Aminobiphenyl	<i>p</i> -Biphenylamine	92-67-1
Arsenic compounds, inorganic		
Asbestos		1332-21-4
Azathioprine	6-[(1-Methyl-4-nitro-1 <i>H</i> -imidazol-5-yl)thio]-1 <i>H</i> -purine	446-86-6
Benzene		71-43-2
<i>p</i> -Benzidine (includes dyes metabolized to benzidine)	[1,1'-Biphenyl]-4,4'-diamine	92-87-5
Beryllium and beryllium compounds		7440-41-7
Bis(2-chloroethyl) sulfide	Mustard gas	505-60-2
Bis(chloromethyl) ether		542-88-1
1,3-Butadiene		106-99-0
1,4-Butanediol dimethylsulfonate	Myleran; Busulfan	55-98-1
Cadmium and cadmium compounds		7440-43-9
Chlorambucil		305-03-3
Chloroethene	Vinyl chloride; Chloroethylene	75-01-4
1-(2-Chloroethyl)-3-(4-methylcyclohexyl)-1-nitrosourea	MeCCNU	13909-09-6
Chloromethyl methyl ether		107-30-2
Chromium hexavalent compounds		
Cyclophosphamide	Cyclophosphane; 2 <i>H</i> -1,3,2-Oxazaphosphorin-2-amine, <i>N,N</i> -bis(2-chloroethyl)tetrahydro-, 2-oxide	50-18-0
Cyclosporin A	Cyclosporine	59865-13-3
Diethylstilbestrol		56-53-1
Erionite		66733-21-9
Estrogens, steroidal		
<i>N</i> -(4-Ethoxyphenyl)acetamide	Phenacetin	62-44-2
Melphalan	<i>L</i> -Phenylalanine, 4-[bis(2-chloroethyl)amino]-	148-82-3
Methoxsalen (with UV therapy)	PUVA; 9-Methoxy-7 <i>H</i> -furo[3,2- <i>g</i>][1]benzopyran-7-one	298-81-7
2-Naphthylamine	2-Aminonaphthalene; β -Naphthylamine	91-59-8
Nickel compounds		
Oxirane	Ethylene oxide	75-21-8

Substance	Other Names	CAS RN
Radon		10043-92-2
Silicon dioxide (respirable size)	Quartz; Silica	14808-60-7
Silicon dioxide (respirable size)	Cristobalite; Silica	14464-46-1
Silicon dioxide (respirable size)	Tridymite; Silica	15468-32-3
Sulfuric acid (strong acid mists)	Oil of vitriol	7664-93-9
Tamoxifen		10540-29-1
2,3,7,8-Tetrachlorodibenzo- <i>p</i> -dioxin	TCDD; Dioxin	1746-01-6
Thorium(IV) oxide	Thorium dioxide	1314-20-1
Triethylenethiophosphoramidate	Thiotepa; Tris(1-aziridinyl)phosphine, sulfide	52-24-4
Reasonably Anticipated to be Human Carcinogens		
Acetaldehyde	Ethanal	75-07-0
2-(Acetylamino)fluorene		53-96-3
Acrylamide	2-Propenamamide	79-06-1
Acrylonitrile	Propenenitrile	107-13-1
4-Allyl-1,2-dimethoxybenzene	Methyleugenol; 1,2-Dimethoxy-4-allylbenzene	93-15-2
2-Amino-9,10-anthracenedione	2-Aminoanthraquinone	117-79-3
1-Amino-2,4-dibromo-9,10-anthracenedione	1-Amino-2,4-dibromoanthraquinone	81-49-2
2-Amino-3,4-dimethylimidazo[4,5-f]quinoline	MeIQ	77094-11-2
2-Amino-3,8-dimethylimidazo[4,5-f]quinoxaline	MeIQx	77500-04-0
1-Amino-2-methyl-9,10-anthracenedione	1-Amino-2-methylanthraquinone	82-28-0
2-Amino-3-methyl-3 <i>H</i> -imidazo[4,5-f]quinoline	IQ	76180-96-6
2-Amino-1-methyl-6-phenylimidazo[4,5-b]pyridine	PhIP	105650-23-5
Azacitidine	5-Azacitidine; 4-Amino-1-β- <i>D</i> -ribofuranosyl-1,3,5-triazine-2(1 <i>H</i>)-one	320-67-2
Benz[a]anthracene		56-55-3
Benzo[b]fluoranthene	Benzo[e]acephenanthrylene	205-99-2
Benzo[j]fluoranthene		205-82-3
Benzo[k]fluoranthene	2,3,1,8'-Binaphthylene	207-08-9
Benzo[a]pyrene		50-32-8
2,2'-Bioxirane	Diepoxybutane	1464-53-5
Bis(4-amino-3-chlorophenyl)methane	4,4-Methylene-bis(2-chloraniline); MBOCA	101-14-4
2,2-Bis(bromomethyl)-1,3-propanediol	BBMP; Pentaerythritol dibromide	3296-90-0
Bis(2-chloroethyl)methylamine	Nitrogen mustard hydrochloride	55-86-7
<i>N,N'</i> -Bis(2-chloroethyl)- <i>N</i> -nitrosourea	BCNU; Carmustine	154-93-8
Bis[4-(dimethylamino)phenyl]methane	Michler's Base; 4,4-Methylenebis(<i>N,N</i> -dimethylbenzenamine)	101-61-1
1,3-Bis(2,3-epoxypropoxy)benzene	Diglycidyl resorcinol ether	101-90-6
Bis(2-ethylhexyl) phthalate	DEHP; Di(2-ethylhexyl) phthalate	117-81-7
Bromodichloromethane		75-27-4
Bromoethene	Vinyl bromide	593-60-2
<i>tert</i> -Butyl-4-hydroxyanisole	BHA; Butylated hydroxyanisole	25013-16-5
Chloramphenicol		56-75-7
Chlorendic acid	1,4,5,6,7,7-Hexachloro-5-norbornene-2,3-dicarboxylic acid	115-28-6
Chlorinated paraffins (C ₁₂ , 60% Cl)		108171-26-2
4-Chloro-1,2-benzenediamine	4-Chloro- <i>o</i> -phenylenediamine	95-83-0
2-Chloro-1,3-butadiene	Chloroprene	126-99-8
1-(2-Chloroethyl)-3-cyclohexyl-1-nitrosourea	CCNU; Lomustine; Belustine	13010-47-4
4-Chloro-2-methylaniline	<i>p</i> -Chloro- <i>o</i> -toluidine	95-69-2
4-Chloro-2-methylaniline hydrochloride	<i>p</i> -Chloro- <i>o</i> -toluidine hydrochloride	3165-93-3

Substance	Other Names	CAS RN
1-Chloro-2-methylpropene	Dimethylvinyl chloride	513-37-1
3-Chloro-2-methylpropene		563-47-3
Chlorozotocin	2-[[[(2-Chloroethyl)nitrosoamino]carbonyl]amino]-2-deoxy- <i>D</i> -glucose	54749-90-5
Fuchsin	C.I. Basic Red 9, monohydrochloride	569-61-9
Cobalt(II) sulfate	Cobaltous sulfate	10124-43-3
Cupferron		135-20-6
Dacarbazine	5-(3,3-Dimethyl-1-triazenyl)-1 <i>H</i> -imidazole-4-carboxamide	4342-03-4
Decabromobiphenyl		13654-09-6
cis-Diaminedichloroplatinum	Cisplatin	15663-27-1
2,4-Diaminoanisole sulfate	1,3-Benzenediamine, 4-methoxy, sulfate	39156-41-7
4,4'-Diaminodiphenyl ether	4,4'-Oxydianiline	101-80-4
4,4'-Diaminodiphenylmethane	4,4'-Methylenedianiline	101-77-9
4,4'-Diaminodiphenylmethane dihydrochloride	4,4'-Methylenedianiline dihydrochloride	13552-44-8
4,4'-Diaminodiphenyl sulfide	4,4'-Thiodianiline	139-65-1
Dibenz[a,h]acridine		226-36-8
Dibenz[a,j]acridine	7-Azadibenz[a,j]anthracene	224-42-0
Dibenz[a,h]anthracene	1,2:5,6-Dibenzanthracene	53-70-3
7 <i>H</i> -Dibenzo[c,g]carbazole		194-59-2
Dibenzo[a,e]pyrene	Naphtho[1,2,3,4-def]chrysene	192-65-4
Dibenzo[a,h]pyrene	Dibenzo[b,def]chrysene	189-64-0
Dibenzo[a,i]pyrene	Benzo[<i>rst</i>]pentaphene	189-55-9
Dibenzo[a,l]pyrene	Dibenzo[def,p]chrysene	191-30-0
1,2-Dibromo-3-chloropropane		96-12-8
1,2-Dibromoethane	Ethylene dibromide; EDB	106-93-4
2,3-Dibromo-1-propanol	DBP	96-13-9
2,3-Dibromo-1-propanol, phosphate (3:1)	Tris(2,3-dibromopropyl) phosphate	126-72-7
<i>p</i> -Dichlorobenzene	1,4-Dichlorobenzene	106-46-7
3,3'-Dichloro- <i>p</i> -benzidine	3,3'-Dichloro[1,1'-biphenyl]-4,4'-diamine	91-94-1
3,3'-Dichloro- <i>p</i> -benzidine dihydrochloride	3,3'-Dichloro-[1,1'-biphenyl]-4,4'-diamine dihydrochloride	612-83-9
1,2-Dichloroethane	Ethylene dichloride	107-06-2
Dichloromethane	Methylene chloride	75-09-2
1,3-Dichloropropene (unspecified isomer)		542-75-6
Diethyl sulfate		64-67-5
2,3-Dihydro-6-propyl-2-thioxo-4(1 <i>H</i>)-pyrimidinone	Propylthiouracil	51-52-5
1,8-Dihydroxy-9,10-anthracenedione	Danthron; 1,8-Dihydroxyanthraquinone	117-10-2
3,3'-Dimethoxybenzidine (and dyes metabolized to 3,3'-Dimethoxybenzidine)	Dianisidine	119-90-4
<i>p</i> -(Dimethylamino)azobenzene		60-11-7
2,3-Dimethyl-4-aminoazobenzene	<i>o</i> -Aminoazotoluene; 4- <i>o</i> -Tolylazo- <i>o</i> -toluidine	97-56-3
Dimethylcarbamic chloride	Dimethylcarbamoil chloride	79-44-7
1,1-Dimethylhydrazine	UDMH	57-14-7
Dimethyl sulfate		77-78-1
1,6-Dinitropyrene		42397-64-8
1,8-Dinitropyrene		42397-65-9
1,4-Dioxane		123-91-1
1,2-Diphenylhydrazine	Hydrazobenzene	122-66-7
1,3-Diphenyl-1-triazene	Diazoaminobenzene	136-35-6

Substance	Other Names	CAS RN
Disperse Blue No. 1	1,4,5,8-Tetraamino-9,10-anthracenedione	2475-45-8
Doxorubicin hydrochloride	Adriamycin	23214-92-8
Epichlorohydrin	(Chloromethyl)oxirane	106-89-8
1,2-Epoxy-4-(epoxyethyl)cyclohexane	4-Vinyl-1-cyclohexene dioxide	106-87-6
Ethyl carbamate	Urethane	51-79-6
Ethyl methanesulfonate		62-50-0
<i>N</i> -Ethyl- <i>N</i> -nitrosoourea	ENU; <i>N</i> -Nitroso- <i>N</i> -ethylurea	759-73-9
Fluoroethene	Vinyl fluoride	75-02-5
Formaldehyde (gas)	Methanal	50-00-0
Furan		110-00-9
Hexabromobiphenyl isomers	Firemaster FF-1	67774-32-7
Hexachlorobenzene	Perchlorobenzene	118-74-1
Hexachlorocyclohexane isomers		608-73-1
1,2,3,4,5,6-Hexachlorocyclohexane, (1 α ,2 α ,3 β ,4 α ,5 β ,6 β)	α -Hexachlorocyclohexane	319-84-6
1,2,3,4,5,6-Hexachlorocyclohexane, (1 α ,2 β ,3 α ,4 β ,5 α ,6 β)	β -Hexachlorocyclohexane	319-85-7
1,2,3,4,5,6-Hexachlorocyclohexane, (1 α ,2 α ,3 β ,4 α ,5 α ,6 β)	Lindane; γ -Hexachlorocyclohexane	58-89-9
Hexachloroethane	Perchloroethane	67-72-1
Hexamethylphosphoric triamide	Hexamethylphosphoramide; Tris(dimethylamino)phosphine oxide	680-31-9
Hydrazine		302-01-2
Hydrazine sulfate		10034-93-2
2-Imidazolidinethione	Ethylene thiourea	96-45-7
Indeno[1,2,3- <i>cd</i>]pyrene	1,10-(1,2-Phenylene)pyrene	193-39-5
Kepone	Chlordecone	143-50-0
Lead and lead compounds	Includes all lead compounds	7439-92-1
<i>o</i> -Methoxyaniline hydrochloride	<i>o</i> -Anisidine hydrochloride	134-29-2
2-Methoxy-5-methylaniline	<i>p</i> -Cresidine; 5-Methyl- <i>o</i> -anisidine	120-71-8
<i>o</i> -Methylaniline	<i>o</i> -Toluidine	95-53-4
<i>o</i> -Methylaniline hydrochloride	<i>o</i> -Toluidine hydrochloride	636-21-5
2-Methyl-1,3-butadiene	Isoprene	78-79-5
5-Methylchrysene		3697-24-3
4,4'-Methylenedianiline dihydrochloride	Benzenamine, 4,4'-methylenedi-, dihydrochloride	13552-44-8
Methyl methanesulfonate		66-27-3
<i>N</i> -Methyl- <i>N'</i> -nitro- <i>N</i> -nitrosoguanidine		70-25-7
<i>N</i> -Methyl- <i>N</i> -nitrosoourea	<i>N</i> -Nitroso- <i>N</i> -methylurea	684-93-5
Methyloxirane	1,2-Propylene oxide	75-56-9
Metronidazole	2-Methyl-5-nitro-1 <i>H</i> -imidazole-1-ethanol	443-48-1
Mirex	Hexachloropentadiene dimer	2385-85-5
Naphthalene		91-20-3
Nickel (metallic)		7440-02-0
Nitrilotriacetic acid	<i>N,N</i> -Bis(carboxymethyl)glycine	139-13-9
2-Nitroanisole	1-Methoxy-2-nitrobenzene	91-23-6
Nitrobenzene		98-95-3
6-Nitrochrysene		7496-02-8
Nitrofen	2,4-Dichloro-1-(4-nitrophenoxy)benzene	1836-75-5
Nitromethane		75-52-5
2-Nitropropane		79-46-9
1-Nitropyrene		5522-43-0

Substance	Other Names	CAS RN
4-Nitropyrene		57835-92-4
<i>N</i> -Nitrosodibutylamine	Dibutylnitrosamine	924-16-3
<i>N</i> -Nitrosodiethanolamine	2,2'-(Nitrosoimino)ethanol	1116-54-7
<i>N</i> -Nitrosodiethylamine	DEN; Diethylnitrosamine	55-18-5
<i>N</i> -Nitrosodimethylamine	DMN; Dimethylnitrosamine	62-75-9
4-(<i>N</i> -Nitrosomethylamino)-1-(3-pyridyl)-1-butanone	NNK; Ketone, 3-pyridyl-3-(<i>N</i> -methyl- <i>N</i> -nitrosamino)propyl	64091-91-4
<i>N</i> -Nitroso- <i>N</i> -methylvinylamine	<i>N</i> -Methyl- <i>N</i> -nitrosoethenamine	4549-40-0
4-Nitrosomorpholine	<i>N</i> -Nitrosomorpholine	59-89-2
<i>N</i> -Nitrosornicotine	<i>N</i> '-Nitroso-3-(2-pyrrolidinyl)pyridine	16543-55-8
<i>N</i> -Nitrosopiperidine	1-Nitrosopiperidine	100-75-4
<i>N</i> -Nitroso- <i>N</i> -propyl-1-propanamine	<i>N</i> -Nitrosodipropylamine	621-64-7
<i>N</i> -Nitrosopyrrolidine		930-55-2
<i>N</i> -Nitrososarcosine	<i>N</i> -Methyl- <i>N</i> -nitrosoglycine	13256-22-9
Norethisterone	19-Norpregn-4-en-20-yn-3-one, 17-hydroxy-, (17 α)-	68-22-4
Ochratoxin A		303-47-9
Octabromobiphenyl isomers		61288-13-9
2-Oxetanone	β -Propiolactone	57-57-8
Oxiranemethanol	Glycidol	556-52-5
Oxymetholone	Androstan-3-one, 17-hydroxy-2-(hydroxymethylene)-17-methyl-	434-07-1
Phenazopyridine hydrochloride	3-(Phenylazo)-2,6-pyridinediamine, monohydrochloride	136-40-3
Phenolphthalein	3,3-Bis(4-hydroxyphenyl)-1(3 <i>H</i>)-isobenzofuranone	77-09-8
Phenoxybenzamine hydrochloride		63-92-3
Phenylloxirane	Styrene-7,8-oxide	96-09-3
Phenytol	5,5-Diphenyl-2,4-imidazolidinedione	57-41-0
Polybrominated biphenyls	PBBs	
Polychlorinated biphenyls	PCBs	1336-36-3
Procarbazine hydrochloride		366-70-1
Progesterone	Pregn-4-ene-3,20-dione	57-83-0
1,3-Propane sultone	1,2-Oxathiolane, 2,2-dioxide	1120-71-4
Propyleneimine	2-Methylaziridine	75-55-8
Reserpine		50-55-5
Safrole	5-(2-Propenyl)-1,3-benzodioxole	94-59-7
Selenium sulfide		7446-34-6
Streptozotocin	<i>D</i> -Glucopyranose, 2-deoxy-2-[[methylnitrosoamino)carbon yl]amino]-	18883-66-4
Sulfallate	<i>N,N</i> -Diethyldithiocarbamic acid, 2-chloroallyl ester	95-06-7
Tetrachloroethene	Tetrachloroethylene; Perchloroethylene	127-18-4
Tetrachloromethane	Carbon tetrachloride	56-23-5
Tetrafluoroethene	Tetrafluoroethylene	116-14-3
<i>N,N,N,N'</i> -Tetramethyl-4,4'-diaminobenzophenone	Bis(dimethylamino)benzophenone; Michler's Ketone	90-94-8
Tetranitromethane		509-14-8
Thioacetamide	Ethanethioamide	62-55-5
Thiourea	Thiocarbamide	62-56-6
<i>o</i> -Tolidine	3,3'-Dimethylbenzidine	119-93-7
Toluene-2,4-diamine	2,4-Diaminotoluene	95-80-7
Toluene diisocyanate (unspecified isomer)		26471-62-5
Toxaphene	Polychlorocamphene	8001-35-2

Substance	Other Names	CAS RN
1 <i>H</i> -1,2,4-Triazol-3-amine	Amitrole	61-82-5
1,1,1-Trichloro-2,2-bis(4-chlorophenyl)ethane	DDT; Dichlorodiphenyltrichloroethane	50-29-3
Trichloroethene	Trichloroethylene	79-01-6
Trichloromethane	Chloroform	67-66-3
(Trichloromethyl)benzene	Benzotrichloride	98-07-7
2,4,6-Trichlorophenol		88-06-2
1,2,3-Trichloropropane		96-18-4

MISCELLANEOUS MATHEMATICAL CONSTANTS

π CONSTANTS

π	=	3.14159 26535 89793 23846 26433 83279 50288 41971 69399 37511
$1/\pi$	=	0.31830 98861 83790 67153 77675 26745 02872 40689 19291 48091
π^2	=	9.86960 44010 89358 61883 44909 99876 15113 53136 99407 24079
$\log_e \pi$	=	1.14472 98858 49400 17414 34273 51353 05871 16472 94812 91531
$\log_{10} \pi$	=	0.49714 98726 94133 85435 12682 88290 89887 36516 78324 38044
$\log_{10} \sqrt{2\pi}$	=	0.39908 99341 79057 52478 25035 91507 69595 02099 34102 92128

CONSTANTS INVOLVING e

e	=	2.71828 18284 59045 23536 02874 71352 66249 77572 47093 69996
$1/e$	=	0.36787 94411 71442 32159 55237 70161 46086 74458 11131 03177
e^2	=	7.38905 60989 30650 22723 04274 60575 00781 31803 15570 55185
M	=	$\log_{10} e = 0.43429 44819 03251 82765 11289 18916 60508 22943 97005 80367$
$1/M$	=	$\log_e 10 = 2.30258 50929 94045 68401 79914 54684 36420 76011 01488 62877$
$\log_{10} M$	=	9.63778 43113 00536 78912 29674 98645 -10

π^e AND e^π CONSTANTS

π^e	=	22.45915 77183 61045 47342 71522
e^π	=	23.14069 26327 79269 00572 90864
$e^{-\pi}$	=	0.04321 39182 63772 24977 44177
$e^{\pi/2}$	=	4.81047 73809 65351 65547 30357
i^i	=	$e^{-\pi/2} = 0.20787 95763 50761 90854 69556$

NUMERICAL CONSTANTS

$\sqrt{2}$	=	1.41421 35623 73095 04880 16887 24209 69807 85696 71875 37695
$\sqrt[3]{2}$	=	1.25992 10498 94873 16476 72106 07278 22835 05702 51464 70151
$\log_e 2$	=	0.69314 71805 59945 30941 72321 21458 17656 80755 00134 36026
$\log_{10} 2$	=	0.30102 99956 63981 19521 37388 94724 49302 67881 89881 46211
$\sqrt{3}$	=	1.73205 08075 68877 29352 74463 41505 87236 69428 05253 81039
$\sqrt[3]{3}$	=	1.44224 95703 07408 38232 16383 10780 10958 83918 69253 49935
$\log_e 3$	=	1.09861 22886 68109 69139 52452 36922 52570 46474 90557 82275
$\log_{10} 3$	=	0.47712 12547 19662 43729 50279 03255 11530 92001 28864 19070

OTHER CONSTANTS

Euler's Constant γ	=	0.57721 56649 01532 86061
$\log_e \gamma$	=	-0.54953 93129 81644 82234
Golden Ratio ϕ	=	1.61803 39887 49894 84820 45868 34365 63811 77203 09180

DECIMAL EQUIVALENTS OF COMMON FRACTIONS

		1/64	0.015625			33/64	0.515625
	1/32	2/64	0.03125		17/32	34/64	0.53125
		3/64	0.046875			35/64	0.546875
1/16	2/32	4/64	0.0625	9/16	18/32	36/64	0.5625
		5/64	0.078125			37/64	0.578125
	3/32	6/64	0.09375		19/32	38/64	0.59375
		7/64	0.109375			39/64	0.609375
1/8	4/32	8/64	0.125	5/8	20/32	40/64	0.625
		9/64	0.140625			41/64	0.640625
	5/32	10/64	0.15625		21/32	42/64	0.65625
		11/64	0.171875			43/64	0.671875
3/16	6/32	12/64	0.1875	11/16	22/32	44/64	0.6875
		13/64	0.203125			45/64	0.703125
	7/32	14/64	0.21875		23/32	46/64	0.71875
		15/64	0.234375			47/64	0.734375
1/4	8/32	16/64	0.25	3/4	24/32	48/64	0.75
		17/64	0.265625			49/64	0.765625
	9/32	18/64	0.28125		25/32	50/64	0.78125
		19/64	0.296875			51/64	0.796875
5/16	10/32	20/64	0.3125	13/16	26/32	52/64	0.8125
		21/64	0.328125			53/64	0.828125
	11/32	22/64	0.34375		27/32	54/64	0.84375
		23/64	0.359375			55/64	0.859375
3/8	12/32	24/64	0.375	7/8	28/32	56/64	0.875
		25/64	0.390625			57/64	0.890625
	13/32	26/64	0.40625		29/32	58/64	0.90625
		27/64	0.421875			59/64	0.921875
7/16	14/32	28/64	0.4375	15/16	30/32	60/64	0.9375
		29/64	0.453125			61/64	0.953125
	15/32	30/64	0.46875		31/32	62/64	0.96875
		31/64	0.484375			63/64	0.984375
1/2	16/32	32/64	0.5	1/1	32/32	64/64	1

QUADRATIC FORMULA

The solution of the equation $ax^2 + bx + c = 0$, where $a \neq 0$, is given by

$$x = \frac{-b \pm \sqrt{b^2 - 4ac}}{2a}.$$

EXPONENTIAL AND HYPERBOLIC FUNCTIONS AND THEIR COMMON LOGARITHMS

x	e^x		e^{-x}	$\sinh x$		$\cosh x$		$\tanh x$
	Value	\log_{10}		Value	\log_{10}	Value	\log_{10}	
0.00	1.0000	0.00000	1.00000	0.0000	$-\infty$	1.0000	0.00000	0.00000
0.01	1.0101	.00434	0.99005	.0100	-2.00001	1.0001	.00002	.01000
0.02	1.0202	.00869	.98020	.0200	-2.30106	1.0002	.00009	.02000
0.03	1.0305	.01303	.97045	.0300	-2.47719	1.0005	.00020	.02999
0.04	1.0408	.01737	.96079	.0400	-2.60218	1.0008	.00035	.03998
0.05	1.0513	.02171	.95123	.0500	-2.69915	1.0013	.00054	.04996
0.06	1.0618	.02606	.94176	.0600	-2.77841	1.0018	.00078	.05993
0.07	1.0725	.03040	.93239	.0701	-2.84545	1.0025	.00106	.06989
0.08	1.0833	.03474	.92312	.0801	-2.90355	1.0032	.00139	.07983
0.09	1.0942	.03909	.91393	.0901	-2.95483	1.0041	.00176	.08976
0.10	1.1052	.04343	.90484	.1002	-1.00072	1.0050	.00217	.09967
0.11	1.1163	.04777	.89583	.1102	-1.04227	1.0061	.00262	.10956
0.12	1.1275	.05212	.88692	.1203	-1.08022	1.0072	.00312	.11943
0.13	1.1388	.05646	.87809	.1304	-1.11517	1.0085	.00366	.12927
0.14	1.1503	.06080	.86936	.1405	-1.14755	1.0098	.00424	.13909
0.15	1.1618	.06514	.86071	.1506	-1.17772	1.0113	.00487	.14889
0.16	1.1735	.06949	.85214	.1607	-1.20597	1.0128	.00554	.15865
0.17	1.1853	.07383	.84366	.1708	-1.23254	1.0145	.00625	.16838
0.18	1.1972	.07817	.83527	.1810	-1.25762	1.0162	.00700	.17808
0.19	1.2092	.08252	.82696	.1911	-1.28136	1.0181	.00779	.18775
0.20	1.2214	.08686	.81873	.2013	-1.30392	1.0201	.00863	.19738
0.21	1.2337	.09120	.81058	.2115	-1.32541	1.0221	.00951	.20697
0.22	1.2461	.09554	.80252	.2218	-1.34592	1.0243	.01043	.21652
0.23	1.2586	.09989	.79453	.2320	-1.36555	1.0266	.01139	.22603
0.24	1.2712	.10423	.78663	.2423	-1.38437	1.0289	.01239	.23550
0.25	1.2840	.10857	.77880	.2526	-1.40245	1.0314	.01343	.24492
0.26	1.2969	.11292	.77105	.2629	-1.41986	1.0340	.01452	.25430
0.27	1.3100	.11726	.76338	.2733	-1.43663	1.0367	.01564	.26362
0.28	1.3231	.12160	.75578	.2837	-1.45282	1.0395	.01681	.27291
0.29	1.3364	.12595	.74826	.2941	-1.46847	1.0423	.01801	.28213
0.30	1.3499	.13029	.74082	.3045	-1.48362	1.0453	.01926	.29131
0.31	1.3634	.13463	.73345	.3150	-1.49830	1.0484	.02054	.30044
0.32	1.3771	.13897	.72615	.3255	-1.51254	1.0516	.02187	.30951
0.33	1.3910	.14332	.71892	.3360	-1.52637	1.0549	.02323	.31852
0.34	1.4049	.14766	.71177	.3466	-1.53981	1.0584	.02463	.32748
0.35	1.4191	.15200	.70469	.3572	-1.55290	1.0619	.02607	.33638
0.36	1.4333	.15635	.69768	.3678	-1.56564	1.0655	.02755	.34521
0.37	1.4477	.16069	.69073	.3785	-1.57807	1.0692	.02907	.35399
0.38	1.4623	.16503	.68386	.3892	-1.59019	1.0731	.03063	.36271
0.39	1.4770	.16937	.67706	.4000	-1.60202	1.0770	.03222	.37136
0.40	1.4918	.17372	.67032	.4108	-1.61358	1.0811	.03385	.37995
0.41	1.5063	.17806	.66365	.4216	-1.62488	1.0852	.03552	.38847
0.42	1.5220	.18240	.65705	.4325	-1.63594	1.0895	.03723	.39693
0.43	1.5373	.18675	.65051	.4434	-1.64677	1.0939	.03897	.40532
0.44	1.5527	.19109	.64404	.4543	-1.65738	1.0984	.04075	.41364
0.45	1.5683	.19543	.63763	.4653	-1.66777	1.1030	.04256	.42190
0.46	1.5841	.19978	.63128	.4764	-1.67797	1.1077	.04441	.43008
0.47	1.6000	.20412	.62500	.4875	-1.68797	1.1125	.04630	.43820
0.48	1.6161	.20846	.61878	.4986	-1.69779	1.1174	.04822	.44624
0.49	1.6323	.21280	.61263	.5098	-1.70744	1.1225	.05018	.45422
0.50	1.6487	.21715	.60653	.5211	-1.71692	1.1276	.05217	.46212
0.51	1.6653	.22149	.60050	.5324	-1.72624	1.1329	.05419	.46995
0.52	1.6820	.22583	.59452	.5438	-1.73540	1.1383	.05625	.47770
0.53	1.6989	.23018	.58860	.5552	-1.74442	1.1438	.05834	.48538

x	e^x		e^{-x}		$\sinh x$		$\cosh x$		$\tanh x$
	Value	\log_{10}	Value	Value	\log_{10}	Value	\log_{10}	Value	
0.54	1.7160	.23452	.58275	.5666	-1.75330	1.1494	.06046	.49299	
0.55	1.7333	.23886	.57695	.5782	-1.76204	1.1551	.06262	.50052	
0.56	1.7507	.24320	.57121	.5897	-1.77065	1.1609	.06481	.50798	
0.57	1.7683	.24755	.56553	.6014	-1.77914	1.1669	.06703	.51536	
0.58	1.7860	.25189	.55990	.6131	-1.78751	1.1730	.06929	.52267	
0.59	1.8040	.25623	.55433	.6248	-1.79576	1.1792	.07157	.52990	
0.60	1.8221	.26058	.54881	.6367	-1.80390	1.1855	.07389	.53705	
0.61	1.8404	.26492	.54335	.6485	-1.81194	1.1919	.07624	.54413	
0.62	1.8589	.26926	.53794	.6605	-1.81987	1.1984	.07861	.55113	
0.63	1.8776	.27361	.53259	.6725	-1.82770	1.2051	.08102	.55805	
0.64	1.8965	.27795	.52729	.6846	-1.83543	1.2119	.08346	.56490	
0.65	1.9155	.28229	.52205	.6967	-1.84308	1.2188	.08593	.57167	
0.66	1.9348	.28664	.51685	.7090	-1.85063	1.2258	.08843	.57836	
0.67	1.9542	.29098	.51171	.7213	-1.85809	1.2330	.09095	.58498	
0.68	1.9739	.29532	.50662	.7336	-1.86548	1.2402	.09351	.59152	
0.69	1.9937	.29966	.50158	.7461	-1.87278	1.2476	.09609	.59798	
0.70	2.0138	.30401	.49659	.7586	-1.88000	1.2552	.09870	.60437	
0.71	2.0340	.30835	.49164	.7712	-1.88715	1.2628	.10134	.61068	
0.72	2.0544	.31269	.48675	.7838	-1.89423	1.2706	.10401	.61691	
0.73	2.0751	.31703	.48191	.7966	-1.90123	1.2785	.10670	.62307	
0.74	2.0959	.32138	.47711	.8094	-1.90817	1.2865	.10942	.62915	
0.75	2.1170	.32572	.47237	.8223	-1.91504	1.2947	.11216	.63515	
0.76	2.1383	.33006	.46767	.8353	-1.92185	1.3030	.11493	.64108	
0.77	2.1598	.33441	.46301	.8484	-1.92859	1.3114	.11773	.64693	
0.78	2.1815	.33875	.45841	.8615	-1.93527	1.3199	.12055	.65271	
0.79	2.2034	.34309	.45384	.8748	-1.94190	1.3286	.12340	.65841	
0.80	2.2255	.34744	.44933	.8881	-1.94846	1.3374	.12627	.66404	
0.81	2.2479	.35178	.44486	.9015	-1.95498	1.3464	.12917	.66959	
0.82	2.2705	.35612	.44043	.9150	-1.96144	1.3555	.13209	.67507	
0.83	2.2933	.36046	.43605	.9286	-1.96784	1.3647	.13503	.68048	
0.84	2.3164	.36481	.43171	.9423	-1.97420	1.3740	.13800	.68581	
0.85	2.3396	.36915	.42741	.9561	-1.98051	1.3835	.14099	.69107	
0.86	2.3632	.37349	.42316	.9700	-1.98677	1.3932	.14400	.69626	
0.87	2.3869	.37784	.41895	.9840	-1.99299	1.4029	.14704	.70137	
0.88	2.4100	.38218	.41478	.9981	-1.99916	1.4128	.15009	.70642	
0.89	2.4351	.38652	.41066	1.0122	0.00528	1.4229	.15317	.71139	
0.90	2.4596	.39087	.40657	1.0265	.01137	1.4331	.15627	.71630	
0.91	2.4843	.39521	.40242	1.0409	.01741	1.4434	.15939	.72113	
0.92	2.5093	.39955	.39852	1.0554	.02341	1.4539	.16254	.72590	
0.93	2.5345	.40389	.39455	1.0700	.02937	1.4645	.16570	.73059	
0.94	2.5600	.40824	.39063	1.0847	.03530	1.4753	.16888	.73522	
0.95	2.5857	.41258	.38674	1.0995	.04119	1.4862	.17208	.73978	
0.96	2.6117	.41692	.38289	1.1144	.04704	1.4973	.17531	.74428	
0.97	2.6379	.42127	.37908	1.1294	.05286	1.5085	.17855	.74870	
0.98	2.6645	.42561	.37531	1.1446	.05864	1.5199	.18181	.75307	
0.99	2.6912	.42995	.37158	1.1598	.06439	1.5314	.18509	.75736	
1.00	2.7183	.43429	.36788	1.1752	.07011	1.5431	.18839	.76159	
1.10	3.0042	.47772	.33287	1.3356	.12569	1.6685	.22233	.80050	
1.20	3.3201	.52115	.30119	1.5095	.17882	1.8107	.25784	.83365	
1.30	3.6693	.56458	.27253	1.6984	.23004	1.9709	.29467	.86172	
1.40	4.0552	.60801	.24660	1.9043	.27974	2.1509	.33262	.88535	
1.50	4.4817	.65144	.22313	2.1293	.32823	2.3524	.37151	.90515	
1.60	4.9530	.69487	.20190	2.3756	.37577	2.5775	.41119	.92167	
1.70	5.4739	.73830	.18268	2.6456	.42253	2.8283	.45153	.93541	
1.80	6.0496	.78173	.16530	2.9422	.46867	3.1075	.49241	.94681	
1.90	6.6859	.82516	.14957	3.2682	.51430	3.4177	.53374	.95624	
2.00	7.3891	.86859	.13534	3.6269	.55953	3.7622	.57544	.96403	

x	e^x		e^{-x}	$\sinh x$		$\cosh x$		$\tanh x$
	Value	\log_{10}		Value	\log_{10}	Value	\log_{10}	
2.10	8.1662	.91202	.12246	4.0219	.60443	4.1443	.61745	.97045
2.20	9.0250	.95545	.11080	4.4571	.64905	4.5679	.65972	.97574
2.30	9.9742	.99888	.10026	4.9370	.69346	5.0372	.70219	.98010
2.40	11.023	1.04231	.09072	5.4662	.73769	5.5569	.74484	.98367
2.50	12.182	1.08574	.08208	6.0502	.78177	6.1323	.78762	.98661
2.60	13.464	1.12917	.07427	6.6947	.82573	6.7690	.83052	.98903
2.70	14.880	1.17260	.06721	7.4063	.86960	7.4735	.87352	.99101
2.80	16.445	1.21602	.06081	8.1919	.91339	8.2527	.91660	.99263
2.90	18.174	1.25945	.05502	9.0596	.95711	9.1146	.95974	.99396
3.00	20.086	1.30288	.04979	10.018	1.00078	10.068	1.00293	0.99505
3.50	33.115	1.52003	.03020	16.543	1.21860	16.573	1.21940	0.99818
4.00	54.598	1.73718	.01832	27.290	1.43600	27.308	1.43629	0.99933
4.50	90.017	1.95433	.01111	45.003	1.65324	45.014	1.65335	0.99975
5.00	148.41	2.17147	.00674	74.203	1.87042	74.210	1.87046	0.99991
5.50	244.69	2.38862	.00409	122.34	2.08758	122.35	2.08760	0.99997
6.00	403.43	2.60577	.00248	201.71	2.30473	201.72	2.30474	0.99999
6.50	665.14	2.82291	.00150	332.57	2.52188	332.57	2.52189	1.00000
7.00	1096.6	3.04006	.00091	548.32	2.73904	548.32	2.73903	1.00000
7.50	1808.0	3.25721	.00055	904.02	2.95618	904.02	2.95618	1.00000
8.00	2981.0	3.47436	.00034	1490.5	3.17333	1490.5	3.17333	1.00000
8.50	4914.8	3.69150	.00020	2457.4	3.39047	2457.4	3.39047	1.00000
9.00	8103.1	3.90865	.00012	4051.5	3.60762	4051.5	3.60762	1.00000
9.50	13360.	4.12580	.00007	6679.9	3.82477	6679.9	3.82477	1.00000
10.00	22026.	4.34294	.00005	11013.	4.04191	11013.	4.04191	1.00000

NATURAL TRIGONOMETRIC FUNCTIONS TO FOUR PLACES

x radians	x degrees	$\sin x$	$\cos x$	$\tan x$	$\cot x$	$\sec x$	$\csc x$		
.0000	0° 00'	.000	1.0000	.0000	–	1.000	–	90° 00'	1.5708
.0029	10	.0029	1.0000	.0029	343.8	1.000	343.8	50	1.5679
.0058	20	.0058	1.0000	.0058	171.9	1.000	171.9	40	1.5650
.0087	30	.0087	1.0000	.0087	114.6	1.000	114.6	30	1.5621
.0116	40	.0116	.9999	.0116	85.94	1.000	85.95	20	1.5592
.0145	50	.0145	.9999	.0145	68.75	1.000	68.76	10	1.5563
.0175	1° 00'	.0175	.9998	.0175	57.29	1.000	57.30	89° 00'	1.5533
.0262	30	.0262	.9997	.0262	38.19	1.000	38.20	30	1.5446
.0349	2° 00'	.0349	.9994	.0349	28.64	1.001	28.65	88° 00'	1.5359
.0436	30	.0436	.9990	.0437	22.90	1.001	22.93	30	1.5272
.0524	3° 00'	.0523	.9986	.0524	19.08	1.001	19.11	87° 00'	1.5184
.0611	30	.0610	.9981	.0612	16.35	1.002	16.38	30	1.5097
.0698	4° 00'	.0698	.9976	.0699	14.30	1.002	14.34	86° 00'	1.5010
.0785	30	.0785	.9969	.0787	12.71	1.003	12.75	30	1.4923
.0873	5° 00'	.0872	.9962	.0875	11.43	1.004	11.47	85° 00'	1.4835
.0960	30	.0958	.9954	.0963	10.39	1.005	10.43	30	1.4748
.1047	6° 00'	.1045	.9945	.1051	9.514	1.006	9.597	84° 00'	1.4661
.1134	30	.1132	.9936	.1139	8.777	1.006	8.834	30	1.4573
.1222	7° 00'	.1219	.9925	.1228	8.144	1.008	8.206	83° 00'	1.4486
.1309	30	.1305	.9914	.1317	7.596	1.009	7.661	30	1.4399
.1396	8° 00'	.1392	.9903	.1405	7.115	1.010	7.185	82° 00'	1.4312
.1484	30	.1478	.9890	.1495	6.691	1.011	6.765	30	1.4224
.1571	9° 00'	.1564	.9877	.1584	6.314	1.012	6.392	81° 00'	1.4137
.1658	30	.1650	.9863	.1673	5.976	1.014	6.059	30	1.4050
.1745	10° 00'	.1736	.9848	.1763	5.671	1.015	5.759	80° 00'	1.3963
.1833	30	.1822	.9833	.1853	5.396	1.017	5.487	30	1.3875
.1920	11° 00'	.1908	.9816	.1944	5.145	1.019	5.241	79° 00'	1.3788
.2007	30	.1994	.9799	.2035	4.915	1.020	5.016	30	1.3701
.2094	12° 00'	.2079	.9781	.2126	4.705	1.022	4.810	78° 00'	1.3614
.2182	30	.2164	.9763	.2217	4.511	1.025	4.620	30	1.3526
.2269	13° 00'	.2250	.9744	.2309	4.331	1.026	4.445	77° 00'	1.3439
.2356	30	.2334	.9724	.2401	4.165	1.028	4.284	30	1.3352
.2443	14° 00'	.2419	.9703	.2493	4.011	1.031	4.134	76° 00'	1.3265
.2531	30	.2404	.9681	.2586	3.867	1.033	3.994	30	1.3177
.2618	15° 00'	.2588	.9659	.2679	3.732	1.035	3.864	75° 00'	1.3090
.2705	30	.2672	.9636	.2773	3.606	1.038	3.742	30	1.3003
.2793	16° 00'	.2756	.9613	.2867	3.487	1.040	3.628	74° 00'	1.2915
.2880	30	.2840	.9588	.2962	3.376	1.043	3.521	30	1.2828
.2967	17° 00'	.2924	.9563	.3057	3.271	1.046	3.420	73° 00'	1.2741
.3054	30	.3007	.9537	.3153	3.172	1.049	3.326	30	1.2654
.3142	18° 00'	.3090	.9511	.3249	3.078	1.051	3.236	72° 00'	1.2566
.3229	30	.3173	.9483	.3346	2.989	1.054	3.152	30	1.2479
.3316	19° 00'	.3256	.9455	.3443	2.904	1.058	3.072	71° 00'	1.2392
.3403	30	.3338	.9426	.3541	2.824	1.061	2.996	30	1.2305
.3491	20° 00'	.3420	.9397	.3640	2.747	1.064	2.924	70° 00'	1.2217
.3578	30	.3502	.9367	.3739	2.675	1.068	2.855	30	1.2130
.3665	21° 00'	.3584	.9336	.3839	2.605	1.071	2.790	69° 00'	1.2043
.3752	30	.3665	.9304	.3939	2.539	1.075	2.729	30	1.1956
.3840	22° 00'	.3746	.9272	.4040	2.475	1.079	2.669	68° 00'	1.1868
.3927	30	.3827	.9239	.4142	2.414	1.082	2.613	30	1.1781
.4014	23° 00'	.3907	.9205	.4245	2.356	1.086	2.559	67° 00'	1.1694
.4102	30	.3987	.9171	.4348	2.300	1.090	2.508	30	1.1606
.4189	24° 00'	.4067	.9135	.4452	2.246	1.095	2.459	66° 00'	1.1519

$\cos y$	$\sin y$	$\cot y$	$\tan y$	$\csc y$	$\sec y$	y degree	y radians
----------	----------	----------	----------	----------	----------	---------------	----------------

x	x								
radians	degrees	$\sin x$	$\cos x$	$\tan x$	$\cot x$	$\sec x$	$\csc x$		
.4276	30	.4147	.9100	.4557	2.194	1.099	2.411	30	1.1432
.4363	25° 00'	.4226	.9063	.4663	2.145	1.103	2.366	65° 00'	1.1345
.4451	30	.4305	.9026	.4770	2.097	1.108	2.323	30	1.1257
.4538	26° 00'	.4384	.8988	.4877	2.050	1.113	2.281	64° 00'	1.1170
.4625	30	.4462	.8949	.4986	2.006	1.117	2.241	30	1.1083
.4712	27° 00'	.4540	.8910	.5095	1.963	1.122	2.203	63° 00'	1.0996
.4800	30	.4617	.8870	.5206	1.921	1.127	2.166	30	1.0908
.4887	28° 00'	.4695	.8829	.5317	1.881	1.133	2.130	62° 00'	1.0821
.4974	30	.4772	.8788	.5430	1.842	1.138	2.096	30	1.0734
.5061	29° 00'	.4848	.8746	.5543	1.804	1.143	2.063	61° 00'	1.0647
.5149	30	.4924	.8704	.5658	1.767	1.149	2.031	30	1.0559
.5236	30° 00'	.5000	.8660	.5774	1.732	1.155	2.000	60° 00'	1.0472
.5323	30	.5075	.8616	.5890	1.698	1.161	1.970	30	1.0385
.5411	31° 00'	.5150	.8572	.6009	1.664	1.167	1.942	59° 00'	1.0297
.5498	30	.5225	.8526	.6128	1.632	1.173	1.914	30	1.0210
.5585	32° 00'	.5299	.8480	.6249	1.600	1.179	1.887	58° 00'	1.0123
.5672	30	.5373	.8434	.6371	1.570	1.186	1.861	30	1.0036
.5760	33° 00'	.5446	.8397	.6494	1.540	1.192	1.836	57° 00'	.9948
.5847	30	.5519	.8339	.6619	1.511	1.199	1.812	30	.9861
.5934	34° 00'	.5592	.8290	.6745	1.483	1.206	1.788	56° 00'	.9774
.6021	30	.5664	.8241	.6873	1.455	1.213	1.766	30	.9687
.6109	35° 00'	.5736	.8192	.7002	1.428	1.221	1.743	55° 00'	.9599
.6196	30	.5807	.8141	.7133	1.402	1.228	1.722	30	.9512
.6283	36° 00'	.5878	.8090	.7265	1.376	1.236	1.701	54° 00'	.9425
.6370	30	.5948	.8039	.7400	1.351	1.244	1.681	30	.9338
.6458	37° 00'	.6018	.7986	.7536	1.327	1.252	1.662	53° 00'	.9250
.6545	30	.6088	.7934	.7673	1.303	1.260	1.643	30	.9163
.6632	38° 00'	.6157	.7880	.7813	1.280	1.269	1.624	52° 00'	.9076
.6720	30	.6225	.7826	.7954	1.257	1.278	1.606	30	.8988
.6807	39° 00'	.6293	.7771	.8098	1.235	1.287	1.589	51° 00'	.8901
.6894	30	.6361	.7716	.8243	1.213	1.296	1.572	30	.8814
.6981	40° 00'	.6428	.7660	.8391	1.192	1.305	1.556	50° 00'	.8727
.7069	30	.6494	.7604	.8541	1.171	1.315	1.540	30	.8639
.7156	41° 00'	.6561	.7547	.8693	1.150	1.325	1.524	49° 00'	.8552
.7243	30	.6626	.7490	.8847	1.130	1.335	1.509	30	.8465
.7330	42° 00'	.6691	.7431	.9004	1.111	1.346	1.494	48° 00'	.8378
.7418	30	.6756	.7373	.9163	1.091	1.356	1.480	30	.8290
.7505	43° 00'	.6820	.7314	.9325	1.072	1.367	1.466	47° 00'	.8203
.7592	30	.6884	.7254	.9490	1.054	1.379	1.453	30	.8116
.7679	44° 00'	.6947	.7193	.9657	1.036	1.390	1.440	46° 00'	.8029
.7767	30	.7009	.7133	.9827	1.018	1.402	1.427	30	.7941
.7854	45° 00'	.7071	.7071	1.0000	1.0000	1.414	1.414	45° 00'	.7854
		$\cos y$	$\sin y$	$\cot y$	$\tan y$	$\csc y$	$\sec y$	y degree	y radians

RELATION OF ANGULAR FUNCTIONS IN TERMS OF ONE ANOTHER

Trigonometric Functions

Function	$\sin \alpha$	$\cos \alpha$	$\tan \alpha$	$\cot \alpha$	$\sec \alpha$	$\csc \alpha$
$\sin \alpha$	$\sin \alpha$	$\pm\sqrt{1 - \cos^2 \alpha}$	$\frac{\tan \alpha}{\pm\sqrt{1 + \tan^2 \alpha}}$	$\frac{1}{\pm\sqrt{1 + \cot^2 \alpha}}$	$\frac{\pm\sqrt{\sec^2 \alpha - 1}}{\sec \alpha}$	$\frac{1}{\csc \alpha}$
$\cos \alpha$	$\pm\sqrt{1 - \sin^2 \alpha}$	$\cos \alpha$	$\frac{1}{\pm\sqrt{1 + \tan^2 \alpha}}$	$\frac{\cot \alpha}{\pm\sqrt{1 + \cot^2 \alpha}}$	$\frac{1}{\sec \alpha}$	$\frac{\pm\sqrt{\csc^2 \alpha - 1}}{\csc \alpha}$
$\tan \alpha$	$\frac{\sin \alpha}{\pm\sqrt{1 - \sin^2 \alpha}}$	$\frac{\pm\sqrt{1 - \cos^2 \alpha}}{\cos \alpha}$	$\tan \alpha$	$\frac{1}{\cot \alpha}$	$\pm\sqrt{\sec^2 \alpha - 1}$	$\frac{1}{\pm\sqrt{\csc^2 \alpha - 1}}$
$\cot \alpha$	$\frac{\pm\sqrt{1 - \sin^2 \alpha}}{\sin \alpha}$	$\frac{\cos \alpha}{\pm\sqrt{1 - \cos^2 \alpha}}$	$\frac{1}{\tan \alpha}$	$\cot \alpha$	$\frac{1}{\pm\sqrt{\sec^2 \alpha - 1}}$	$\pm\sqrt{\csc^2 \alpha - 1}$
$\sec \alpha$	$\frac{1}{\pm\sqrt{1 - \sin^2 \alpha}}$	$\frac{1}{\cos \alpha}$	$\pm\sqrt{1 + \tan^2 \alpha}$	$\frac{\pm\sqrt{1 + \cot^2 \alpha}}{\cot \alpha}$	$\sec \alpha$	$\frac{\csc \alpha}{\pm\sqrt{\csc^2 \alpha - 1}}$
$\csc \alpha$	$\frac{1}{\sin \alpha}$	$\frac{1}{\pm\sqrt{1 - \cos^2 \alpha}}$	$\frac{\pm\sqrt{1 + \tan^2 \alpha}}{\tan \alpha}$	$\pm\sqrt{1 + \cot^2 \alpha}$	$\frac{\sec \alpha}{\pm\sqrt{\sec^2 \alpha - 1}}$	$\csc \alpha$

Note: The choice of sign depends upon the quadrant in which the angle terminates.

Hyperbolic Functions

Function	$\sinh x$	$\cosh x$	$\tanh x$
$\sinh x =$	$\sinh x$	$+\sqrt{\cosh^2 x - 1}$	$\frac{\tanh x}{\sqrt{1 - \tanh^2 x}}$
$\cosh x =$	$\sqrt{1 + \sinh^2 x}$	$\cosh x$	$\frac{1}{\sqrt{1 - \tanh^2 x}}$
$\tanh x =$	$\frac{\sinh x}{\sqrt{1 + \sinh^2 x}}$	$\pm\frac{\sqrt{\cosh^2 x - 1}}{\cosh x}$	$\tanh x$
$\operatorname{cosech} x =$	$\frac{1}{\sinh x}$	$\pm\frac{1}{\sqrt{\cosh^2 x - 1}}$	$\frac{\sqrt{1 - \tanh^2 x}}{\tanh x}$
$\operatorname{sech} x =$	$\frac{1}{\sqrt{1 + \sinh^2 x}}$	$\frac{1}{\cosh x}$	$\sqrt{1 - \tanh^2 x}$
$\operatorname{coth} x =$	$\frac{\sqrt{1 + \sinh^2 x}}{\sinh x}$	$\frac{\pm \cosh x}{\sqrt{\cosh^2 x - 1}}$	$\frac{1}{\tanh x}$

Function	$\operatorname{cosech} x$	$\operatorname{sech} x$	$\operatorname{coth} x$
$\sinh x =$	$\frac{1}{\operatorname{cosech} x}$	$\pm\frac{\sqrt{1 - \operatorname{sech}^2 x}}{\operatorname{sech} x}$	$\frac{\pm 1}{\sqrt{\operatorname{coth}^2 x - 1}}$
$\cosh x =$	$\pm\frac{\sqrt{\operatorname{cosech}^2 x + 1}}{\operatorname{cosech} x}$	$\frac{1}{\operatorname{sech} x}$	$\pm\frac{\operatorname{coth} x}{\sqrt{\operatorname{coth}^2 x - 1}}$
$\tanh x =$	$\frac{1}{\sqrt{\operatorname{cosech}^2 x + 1}}$	$\pm\sqrt{1 + \operatorname{sech}^2 x}$	$\frac{1}{\operatorname{coth} x}$
$\operatorname{cosech} x =$	$\operatorname{cosech} x$	$\pm\frac{\operatorname{sech} x}{\sqrt{1 - \operatorname{sech}^2 x}}$	$\pm\frac{\sqrt{\operatorname{coth}^2 x - 1}}{1}$
$\operatorname{sech} x =$	$\pm\frac{\operatorname{cosech} x}{\sqrt{\operatorname{cosech}^2 x + 1}}$	$\operatorname{sech} x$	$\pm\frac{\sqrt{\operatorname{coth}^2 x - 1}}{\operatorname{coth} x}$
$\operatorname{coth} x =$	$\sqrt{\operatorname{cosech}^2 x + 1}$	$\pm\frac{1}{\sqrt{1 - \operatorname{sech}^2 x}}$	$\operatorname{coth} x$

Whenever two signs are shown, choose + sign if x is positive, - sign if x is negative.

DERIVATIVES

In the following formulas u, v, w represent functions of x , while a, c, n represent fixed real numbers. All arguments in the trigonometric functions are measured in radians, and all inverse trigonometric and hyperbolic functions represent principal values

1. $\frac{d}{dx}(a) = 0$
2. $\frac{d}{dx}(x) = 1$
3. $\frac{d}{dx}(au) = a \frac{du}{dx}$
4. $\frac{d}{dx}(u + v - w) = \frac{du}{dx} + \frac{dv}{dx} - \frac{dw}{dx}$
5. $\frac{d}{dx}(uv) = u \frac{dv}{dx} + v \frac{du}{dx}$
6. $\frac{d}{dx}(uvw) = uv \frac{dw}{dx} + vw \frac{du}{dx} + uw \frac{dv}{dx}$
7. $\frac{d}{dx}\left(\frac{u}{v}\right) = \frac{v \frac{du}{dx} - u \frac{dv}{dx}}{v^2} = \frac{1}{v} \frac{du}{dx} - \frac{u}{v^2} \frac{dv}{dx}$
8. $\frac{d}{dx}(u^n) = nu^{n-1} \frac{du}{dx}$
9. $\frac{d}{dx}(\sqrt{u}) = \frac{1}{2\sqrt{u}} \frac{du}{dx}$
10. $\frac{d}{dx}\left(\frac{1}{u}\right) = -\frac{1}{u^2} \frac{du}{dx}$
11. $\frac{d}{dx}\left(\frac{1}{u^n}\right) = -\frac{n}{u^{n+1}} \frac{du}{dx}$
12. $\frac{d}{dx}\left(\frac{u^n}{v^m}\right) = \frac{u^{n-1}}{v^{m+1}} \left(n v \frac{du}{dx} - m u \frac{dv}{dx} \right)$
13. $\frac{d}{dx}(u^n v^m) = u^{n-1} v^{m-1} \left(n v \frac{du}{dx} + m u \frac{dv}{dx} \right)$
14. $\frac{d}{dx}[f(u)] = \frac{d}{du}[f(u)] \cdot \frac{du}{dx}$

*Let $y = f(x)$ and $\frac{dy}{dx} = \frac{d[f(x)]}{dx} = f'(x)$ define respectively a function and its derivative for any value x in their common domain. The differential for the function at such a value x is accordingly defined as

$$dy = d[f(x)] = \frac{dy}{dx} dx = \frac{d[f(x)]}{dx} dx = f'(x) dx$$

Each derivative formula has an associated differential formula. For example, formula 6 above has the differential formula

$$d(uvw) = uv dw + vw du + uw dv$$

15. $\frac{d^2}{dx^2}[f(u)] = \frac{df(u)}{du} \cdot \frac{d^2u}{dx^2} + \frac{d^2f(u)}{du^2} \cdot \left(\frac{du}{dx}\right)^2$
16. $\frac{d^n}{dx^n}[uv] = \binom{n}{0} v \frac{d^n u}{dx^n} + \binom{n}{1} \frac{dv}{dx} \frac{d^{n-1} u}{dx^{n-1}} + \binom{n}{2} \frac{d^2 v}{dx^2} \frac{d^{n-2} u}{dx^{n-2}} + \dots + \binom{n}{k} \frac{d^k v}{dx^k} \frac{d^{n-k} u}{dx^{n-k}} + \dots + \binom{n}{n} u \frac{d^n v}{dx^n}$
 where $\binom{n}{r} = \frac{n!}{r!(n-r)!}$ is the binomial coefficient, n non-negative integer, and $\binom{n}{0} = 1$.
17. $\frac{du}{dx} = \frac{1}{\frac{dx}{du}}$ if $\frac{dx}{du} \neq 0$
18. $\frac{d}{dx}(\log_a u) = (\log_a e) \frac{1}{u} \frac{du}{dx}$

19. $\frac{d}{dx}(\log_e u) = \frac{1}{u} \frac{du}{dx}$
20. $\frac{d}{dx}(a^u) = a^u (\log_e a) \frac{du}{dx}$
21. $\frac{d}{dx}(e^u) = e^u \frac{du}{dx}$
22. $\frac{d}{dx}(u^v) = v u^{v-1} \frac{du}{dx} + (\log_e u) u^v \frac{dv}{dx}$
23. $\frac{d}{dx}(\sin u) = (\cos u) \frac{du}{dx}$
24. $\frac{d}{dx}(\cos u) = -(\sin u) \frac{du}{dx}$
25. $\frac{d}{dx}(\tan u) = (\sec^2 u) \frac{du}{dx}$
26. $\frac{d}{dx}(\cot u) = -(\csc^2 u) \frac{du}{dx}$
27. $\frac{d}{dx}(\sec u) = \sec u \cdot \tan u \frac{du}{dx}$
28. $\frac{d}{dx}(\csc u) = -\csc u \cdot \cot u \frac{du}{dx}$
29. $\frac{d}{dx}(\text{vers } u) = \sin u \frac{du}{dx}$
30. $\frac{d}{dx}(\arcsin u) = \frac{1}{\sqrt{1-u^2}} \frac{du}{dx}, \quad \left(-\frac{\pi}{2} \leq \arcsin u \leq \frac{\pi}{2}\right)$
31. $\frac{d}{dx}(\arccos u) = -\frac{1}{\sqrt{1-u^2}} \frac{du}{dx}, \quad (0 \leq \arccos u \leq \pi)$
32. $\frac{d}{dx}(\arctan u) = \frac{1}{1+u^2} \frac{du}{dx}, \quad \left(-\frac{\pi}{2} < \arctan u < \frac{\pi}{2}\right)$
33. $\frac{d}{dx}(\text{arc cot } u) = -\frac{1}{1+u^2} \frac{du}{dx}, \quad (0 \leq \text{arc cot } u \leq \pi)$
34. $\frac{d}{dx}(\text{arc sec } u) = \frac{1}{u\sqrt{u^2-1}} \frac{du}{dx}, \quad \left(0 \leq \text{arc sec } u < \frac{\pi}{2}, -\pi \leq \text{arc sec } u < -\frac{\pi}{2}\right)$
35. $\frac{d}{dx}(\text{arc csc } u) = -\frac{1}{u\sqrt{u^2-1}} \frac{du}{dx}, \quad \left(0 < \text{arc csc } u \leq \frac{\pi}{2}, -\pi < \text{arc csc } u \leq -\frac{\pi}{2}\right)$
36. $\frac{d}{dx}(\text{arc vers } u) = \frac{1}{\sqrt{2u-u^2}} \frac{du}{dx}, \quad (0 \leq \text{arc vers } u \leq \pi)$
37. $\frac{d}{dx}(\sinh u) = (\cosh u) \frac{du}{dx}$
38. $\frac{d}{dx}(\cosh u) = (\sinh u) \frac{du}{dx}$
39. $\frac{d}{dx}(\tanh u) = (\text{sech}^2 u) \frac{du}{dx}$
40. $\frac{d}{dx}(\text{coth } u) = -(\text{csch}^2 u) \frac{du}{dx}$
41. $\frac{d}{dx}(\text{sech } u) = -(\text{sech } u \cdot \tanh u) \frac{du}{dx}$
42. $\frac{d}{dx}(\text{csch } u) = -(\text{csch } u \cdot \text{coth } u) \frac{du}{dx}$
43. $\frac{d}{dx}(\sinh^{-1} u) = \frac{d}{dx}[\log(u + \sqrt{u^2 + 1})] = \frac{1}{\sqrt{u^2 + 1}} \frac{du}{dx}$
44. $\frac{d}{dx}(\cosh^{-1} u) = \frac{d}{dx}[\log(u + \sqrt{u^2 - 1})] = \frac{1}{\sqrt{u^2 - 1}} \frac{du}{dx}, \quad (u > 1, \cosh^{-1} u > 0)$

$$45. \frac{d}{dx}(\tanh^{-1} u) = \frac{d}{dx} \left[\frac{1}{2} \log \frac{1+u}{1-u} \right] = \frac{1}{1-u^2} \frac{du}{dx}, \quad (u^2 < 1)$$

$$46. \frac{d}{dx}(\coth^{-1} u) = \frac{d}{dx} \left[\frac{1}{2} \log \frac{u+1}{u-1} \right] = \frac{1}{1-u^2} \frac{du}{dx}, \quad (u^2 > 1)$$

$$47. \frac{d}{dx}(\operatorname{sech}^{-1} u) = \frac{d}{dx} \left[\log \frac{1+\sqrt{1-u^2}}{u} \right] = -\frac{1}{u\sqrt{1-u^2}} \frac{du}{dx}, \quad (0 < u < 1, \operatorname{sech}^{-1} u > 0)$$

$$48. \frac{d}{dx}(\operatorname{csch}^{-1} u) = \frac{d}{dx} \left[\log \frac{1+\sqrt{1+u^2}}{u} \right] = -\frac{1}{|u|\sqrt{1+u^2}} \frac{du}{dx}$$

$$49. \frac{d}{dq} \int_p^q f(x) dx = f(q), \quad [p \text{ constant}]$$

$$50. \frac{d}{dp} \int_p^q f(x) dx = -f(p), \quad [q \text{ constant}]$$

$$51. \frac{d}{da} \int_p^q f(x, a) dx = \int_p^q \frac{\partial}{\partial a} [f(x, a)] dx + f(q, a) \frac{dq}{da} - f(p, a) \frac{dp}{da}$$

INTEGRATION

The following is a brief discussion of some integration techniques. A more complete discussion can be found in a number of good text books. However, the purpose of this introduction is simply to discuss a few of the important techniques which may be used, in conjunction with the integral table which follows, to integrate particular functions.

No matter how extensive the integral table, it is a fairly uncommon occurrence to find in the table the exact integral desired. Usually some form of transformation will have to be made. The simplest type of transformation, and yet the most general, is substitution. Simple forms of substitution, such as $y = ax$, are employed almost unconsciously by experienced users of integral tables. Other substitutions may require more thought. In some sections of the tables, appropriate substitutions are suggested for integrals which are similar to, but not exactly like, integrals in the table. Finding the right substitution is largely a matter of intuition and experience.

Several precautions must be observed when using substitutions:

1. Be sure to make the substitution in the dx term, as well as everywhere else in the integral.
2. Be sure that the function substituted is one-to-one and continuous. If this is not the case, the integral must be restricted in such a way as to make it true. See the example following.
3. With definite integrals, the limits should also be expressed in terms of the new dependent variable. With indefinite integrals, it is necessary to perform the reverse substitution to obtain the answer in terms of the original independent variable. This may also be done for definite integrals, but it is usually easier to change the limits.

Example:

$$\int \frac{x^4}{\sqrt{a^2 - x^2}} dx$$

Here we make the substitution $x = |a| \sin \theta$. Then $dx = |a| \cos \theta d\theta$, and

$$\sqrt{a^2 - x^2} = \sqrt{a^2 - a^2 \sin^2 \theta} = |a| \sqrt{1 - \sin^2 \theta} = |a| \cos \theta$$

Notice the absolute value signs. It is very important to keep in mind that a square root radical always denotes the positive square root, and to assure the sign is always kept positive. Thus $\sqrt{x^2} = |x|$. Failure to observe this is a common cause of errors in integration.

Notice also that the indicated substitution is not a one-to-one function, that is, it does not have a unique inverse. Thus we must restrict the range of θ in such a way as to make the function one-to-one. Fortunately, this is easily done by solving for θ

$$\theta = \sin^{-1} \frac{x}{|a|}$$

and restricting the inverse sine to the principal values, $-\frac{\pi}{2} \leq \theta \leq \frac{\pi}{2}$.

$$45. \frac{d}{dx}(\tanh^{-1} u) = \frac{d}{dx} \left[\frac{1}{2} \log \frac{1+u}{1-u} \right] = \frac{1}{1-u^2} \frac{du}{dx}, \quad (u^2 < 1)$$

$$46. \frac{d}{dx}(\coth^{-1} u) = \frac{d}{dx} \left[\frac{1}{2} \log \frac{u+1}{u-1} \right] = \frac{1}{1-u^2} \frac{du}{dx}, \quad (u^2 > 1)$$

$$47. \frac{d}{dx}(\operatorname{sech}^{-1} u) = \frac{d}{dx} \left[\log \frac{1+\sqrt{1-u^2}}{u} \right] = -\frac{1}{u\sqrt{1-u^2}} \frac{du}{dx}, \quad (0 < u < 1, \operatorname{sech}^{-1} u > 0)$$

$$48. \frac{d}{dx}(\operatorname{csch}^{-1} u) = \frac{d}{dx} \left[\log \frac{1+\sqrt{1+u^2}}{u} \right] = -\frac{1}{|u|\sqrt{1+u^2}} \frac{du}{dx}$$

$$49. \frac{d}{dq} \int_p^q f(x) dx = f(q), \quad [p \text{ constant}]$$

$$50. \frac{d}{dp} \int_p^q f(x) dx = -f(p), \quad [q \text{ constant}]$$

$$51. \frac{d}{da} \int_p^q f(x, a) dx = \int_p^q \frac{\partial}{\partial a} [f(x, a)] dx + f(q, a) \frac{dq}{da} - f(p, a) \frac{dp}{da}$$

INTEGRATION

The following is a brief discussion of some integration techniques. A more complete discussion can be found in a number of good text books. However, the purpose of this introduction is simply to discuss a few of the important techniques which may be used, in conjunction with the integral table which follows, to integrate particular functions.

No matter how extensive the integral table, it is a fairly uncommon occurrence to find in the table the exact integral desired. Usually some form of transformation will have to be made. The simplest type of transformation, and yet the most general, is substitution. Simple forms of substitution, such as $y = ax$, are employed almost unconsciously by experienced users of integral tables. Other substitutions may require more thought. In some sections of the tables, appropriate substitutions are suggested for integrals which are similar to, but not exactly like, integrals in the table. Finding the right substitution is largely a matter of intuition and experience.

Several precautions must be observed when using substitutions:

1. Be sure to make the substitution in the dx term, as well as everywhere else in the integral.
2. Be sure that the function substituted is one-to-one and continuous. If this is not the case, the integral must be restricted in such a way as to make it true. See the example following.
3. With definite integrals, the limits should also be expressed in terms of the new dependent variable. With indefinite integrals, it is necessary to perform the reverse substitution to obtain the answer in terms of the original independent variable. This may also be done for definite integrals, but it is usually easier to change the limits.

Example:

$$\int \frac{x^4}{\sqrt{a^2 - x^2}} dx$$

Here we make the substitution $x = |a| \sin \theta$. Then $dx = |a| \cos \theta d\theta$, and

$$\sqrt{a^2 - x^2} = \sqrt{a^2 - a^2 \sin^2 \theta} = |a| \sqrt{1 - \sin^2 \theta} = |a| \cos \theta$$

Notice the absolute value signs. It is very important to keep in mind that a square root radical always denotes the positive square root, and to assure the sign is always kept positive. Thus $\sqrt{x^2} = |x|$. Failure to observe this is a common cause of errors in integration.

Notice also that the indicated substitution is not a one-to-one function, that is, it does not have a unique inverse. Thus we must restrict the range of θ in such a way as to make the function one-to-one. Fortunately, this is easily done by solving for θ

$$\theta = \sin^{-1} \frac{x}{|a|}$$

and restricting the inverse sine to the principal values, $-\frac{\pi}{2} \leq \theta \leq \frac{\pi}{2}$.

Thus the integral becomes

$$\int \frac{a^4 \sin^4 \theta |a| \cos \theta d\theta}{|a| |\cos \theta|}$$

Now, however, in the range of values chosen for θ , $\cos \theta$ is always positive. Thus we may remove the absolute value signs from $\cos \theta$ in the denominator. (This is one of the reasons that the principal values of the inverse trigonometric functions are defined as they are.) Then the $\cos \theta$ terms cancel, and the integral becomes

$$a^4 \int \sin^4 \theta d\theta$$

By application of integral formulas 299 and 296, we integrate this to

$$-a^4 \frac{\sin^3 \theta \cos \theta}{4} - \frac{3a^4}{8} \cos \theta \sin \theta + \frac{3a^4}{8} \theta + C$$

We now must perform the inverse substitution to get the result in terms of x . We have

$$\begin{aligned} \theta &= \sin^{-1} \frac{x}{|a|} \\ \sin \theta &= \frac{x}{|a|} \end{aligned}$$

Then

$$\cos \theta = \pm \sqrt{1 - \sin^2 \theta} = \pm \sqrt{1 - \frac{x^2}{a^2}} = \pm \frac{\sqrt{a^2 - x^2}}{|a|}.$$

Because of the previously mentioned fact that $\cos \theta$ is positive, we may omit the \pm sign. The reverse substitution then produces the final answer

$$\int \frac{x^4}{\sqrt{a^2 - x^2}} dx = -\frac{1}{4} x^3 \sqrt{a^2 - x^2} - \frac{3}{8} a^2 x \sqrt{a^2 - x^2} + \frac{3}{8} a^4 \sin^{-1} \frac{x}{|a|} + C.$$

Any rational function of x may be integrated, if the denominator is factored into linear and irreducible quadratic factors. The function may then be broken into partial fractions, and the individual partial fractions integrated by use of the appropriate formula from the integral table. See the section on partial fractions for further information.

Many integrals may be reduced to rational functions by proper substitutions. For example,

$$z = \tan \frac{x}{2}$$

will reduce any rational function of the six trigonometric functions of x to a rational function of z . (Frequently there are other substitutions which are simpler to use, but this one will always work. See integral formula number 484.)

Any rational function of x and $\sqrt{ax+b}$ may be reduced to a rational function of z by making the substitution

$$z = \sqrt{ax+b}.$$

Other likely substitutions will be suggested by looking at the form of the integrand.

The other main method of transforming integrals is integration by parts. This involves applying formula number 5 or 6 in the accompanying integral table. The critical factor in this method is the choice of the functions u and v . In order for the method to be successful, $v = \int dv$ and $\int v du$ must be easier to integrate than the original integral. Again, this choice is largely a matter of intuition and experience.

Example:

$$\int x \sin x dx$$

Two obvious choices are $u = x$, $dv = \sin x dx$, or $u = \sin x$, $dv = x dx$. Since a preliminary mental calculation indicates that $\int v du$ in the second choice would be more, rather than less, complicated than the original integral (it would contain x^2), we use the first choice.

$$\begin{aligned} u &= x & du &= dx \\ dv &= \sin x dx & v &= -\cos x \\ \int x \sin x dx &= \int u dv = uv - \int v du = -x \cos x + \int \cos x dx \\ &= \sin x - x \cos x \end{aligned}$$

Of course, this result could have been obtained directly from the integral table, but it provides a simple example of the method. In more complicated examples the choice of u and v may not be so obvious, and several different choices may have to be tried. Of course, there is no guarantee that any of them will work.

Integration by parts may be applied more than once, or combined with substitution. A fairly common case is illustrated by the following example.

Example:

$$\int e^x \sin x \, dx$$

Let

$$\begin{aligned} u &= e^x & \text{Then } du &= e^x dx \\ dv &= \sin x \, dx & v &= -\cos x \end{aligned}$$

$$\int e^x \sin x \, dx = \int u \, dv = uv - \int v \, du = -e^x \cos x + \int e^x \cos x \, dx$$

In this latter integral,

$$\begin{aligned} \text{Let } u &= e^x & \text{Then } du &= e^x dx \\ dv &= \cos x \, dx & v &= \sin x \end{aligned}$$

$$\begin{aligned} \int e^x \sin x \, dx &= -e^x \cos x + \int e^x \cos x \, dx &= -e^x \cos x + \int u \, dv \\ &= -e^x \cos x + uv - \int v \, du \\ &= -e^x \cos x + e^x \sin x - \int e^x \sin x \, dx \end{aligned}$$

This looks as if a circular transformation has taken place, since we are back at the same integral we started from. However, the above equation can be solved algebraically for the required integral:

$$\int e^x \sin x \, dx = \frac{1}{2} e^x \sin x - \frac{1}{2} e^x \cos x$$

In the second integration by parts, if the parts had been chosen as $u = \cos x$, $dv = e^x dx$, we would indeed have made a circular transformation, and returned to the starting place.

In general, when doing repeated integration by parts, one should never choose the function u at any stage to be the same as the function v at the previous stage, or a constant times the previous v .

The following rule is called the extended rule for integration by parts. It is the result of $n+1$ successive applications of integration by parts. If

$$\begin{aligned} g_1(x) &= \int g(x) \, dx, & g_2(x) &= \int g_1(x) \, dx, \\ g_3(x) &= \int g_2(x) \, dx, \dots, & g_m(x) &= \int g_{m-1}(x) \, dx, \dots, \end{aligned}$$

then

$$\begin{aligned} \int f(x) \cdot g(x) \, dx &= f(x) \cdot g_1(x) - f'(x) \cdot g_2(x) + f''(x) \cdot g_3(x) - \dots \\ &\quad + (-1)^n f^{(n)}(x) g_{n+1}(x) + (-1)^{n+1} \int f^{(n+1)}(x) g_{n+1}(x) \, dx. \end{aligned}$$

A useful special case of the above rule is when $f(x)$ is a polynomial of degree n . Then $f^{(n+1)}(x) = 0$, and

$$\int f(x) \cdot g(x) \, dx = f(x) \cdot g_1(x) - f'(x) \cdot g_2(x) + f''(x) \cdot g_3(x) - \dots + (-1)^n f^{(n)}(x) g_{n+1}(x) + C$$

Example: If $f(x) = x^2$, $g(x) = \sin x$

$$\int x^2 \sin x \, dx = -x^2 \cos x + 2x \sin x + 2 \cos x + C$$

Another application of this formula occurs if

$$f''(x) = af(x) \quad \text{and} \quad g''(x) = bg(x),$$

where a and b are unequal constants. In this case, by a process similar to that used in the above example for $\int e^x \sin x \, dx$, we get the formula

$$\int f(x)g(x) \, dx = \frac{f(x) \cdot g'(x) - f'(x) \cdot g(x)}{b - a} + C$$

This formula could have been used in the example mentioned. Here is another example.

Example: If $f(x) = e^{2x}$, $g(x) = \sin 3x$, then $a = 4$, $b = -9$, and

$$\int e^{2x} \sin 3x \, dx = \frac{3 e^{2x} \cos 3x - 2 e^{2x} \sin 3x}{-9 - 4} + C = \frac{e^{2x}}{13} (2 \sin 3x - 3 \cos 3x) + C$$

The following additional points should be observed when using this table.

1. A constant of integration is to be supplied with the answers for indefinite integrals.
2. Logarithmic expressions are to base $e = 2.71828 \dots$, unless otherwise specified, and are to be evaluated for the absolute value of the arguments involved therein.
3. All angles are measured in radians, and inverse trigonometric and hyperbolic functions represent principal values, unless otherwise indicated.
4. If the application of a formula produces either a zero denominator or the square root of a negative number in the result, there is usually available another form of the answer which avoids this difficulty. In many of the results, the excluded values are specified, but when such are omitted it is presumed that one can tell what these should be, especially when difficulties of the type herein mentioned are obtained.
5. When inverse trigonometric functions occur in the integrals, be sure that any replacements made for them are strictly in accordance with the rules for such functions. This causes little difficulty when the argument of the inverse trigonometric function is positive, since then all angles involved are in the first quadrant. However, if the argument is negative, special care must be used. Thus if $u > 0$,

$$\sin^{-1} u = \cos^{-1} \sqrt{1 - u^2} = \csc^{-1} \frac{1}{u}, \text{ etc.}$$

However, if $u < 0$,

$$\sin^{-1} u = -\cos^{-1} \sqrt{1 - u^2} = -\pi - \csc^{-1} \frac{1}{u}, \text{ etc.}$$

See the section on inverse trigonometric functions for a full treatment of the allowable substitutions.

6. In integrals 340–345 and some others, the right side includes expressions of the form

$$A \tan^{-1}[B + C \tan f(x)].$$

In these formulas, the \tan^{-1} does not necessarily represent the principal value. Instead of always employing the principal branch of the inverse tangent function, one must instead use that branch of the inverse tangent function upon which $f(x)$ lies for any particular choice of x .

Example:

$$\begin{aligned} \int_0^{4\pi} \frac{dx}{2 + \sin x} &= \frac{2}{\sqrt{3}} \tan^{-1} \frac{2 \tan(x/2 + 1)}{\sqrt{3}} \Big|_0^{4\pi} \\ &= \frac{2}{\sqrt{3}} \left[\tan^{-1} \frac{2 \tan 2\pi + 1}{\sqrt{3}} - \tan^{-1} \frac{2 \tan 0 + 1}{\sqrt{3}} \right] \\ &= \frac{2}{\sqrt{3}} \left[\frac{13\pi}{6} - \frac{\pi}{6} \right] = \frac{4\pi}{\sqrt{3}} = \frac{4\sqrt{3}\pi}{3} \end{aligned}$$

Here

$$\tan^{-1} \frac{2 \tan 2\pi + 1}{\sqrt{3}} = \tan^{-1} \frac{1}{\sqrt{3}} = \frac{13\pi}{6},$$

since $f(x) = 2\pi$; and

$$\tan^{-1} \frac{2 \tan 0 + 1}{\sqrt{3}} = \tan^{-1} \frac{1}{\sqrt{3}} = \frac{\pi}{6},$$

since $f(x) = 0$.

7. B_n and E_n where used in Integrals represents the Bernoulli and Euler numbers as defined in tables of Bernoulli and Euler polynomials contained in certain mathematics reference and hand-books.

INTEGRALS

ELEMENTARY FORMS

1. $\int a \, dx = ax$
2. $\int a \cdot f(x) \, dx = a \int f(x) \, dx$
3. $\int \phi(y) \, dx = \int \frac{\phi(y)}{y'} \, dy$, where $y' = \frac{dy}{dx}$
4. $\int (u + v) \, dx = \int u \, dx + \int v \, dx$, where u and v are any functions of x
5. $\int u \, dv = u \int dv - \int v \, du = uv - \int v \, du$
6. $\int u \frac{dv}{dx} \, dx = uv - \int v \frac{du}{dx} \, dx$
7. $\int x^n \, dx = \frac{x^{n+1}}{n+1}$, except $n = -1$
8. $\int \frac{f'(x) \, dx}{f(x)} = \log f(x)$, ($df(x) = f'(x) \, dx$)
9. $\int \frac{dx}{x} = \log x$
10. $\int \frac{f'(x) \, dx}{2\sqrt{f(x)}} = \sqrt{f(x)}$, ($df(x) = f'(x) \, dx$)
11. $\int e^x \, dx = e^x$
12. $\int e^{ax} \, dx = e^{ax}/a$
13. $\int b^{ax} \, dx = \frac{b^{ax}}{a \log b}$, ($b > 0$)
14. $\int \log x \, dx = x \log x - x$
15. $\int a^x \log a \, dx = a^x$, ($a > 0$)
16. $\int \frac{dx}{a^2 + x^2} = \frac{1}{a} \tan^{-1} \frac{x}{a}$
17. $\int \frac{dx}{a^2 - x^2} = \begin{cases} \frac{1}{a} \tanh^{-1} \frac{x}{a} \\ \text{or} \\ \frac{1}{2a} \log \frac{a+x}{a-x}, \quad (a^2 > x^2) \end{cases}$
18. $\int \frac{dx}{x^2 - a^2} = \begin{cases} -\frac{1}{a} \coth^{-1} \frac{x}{a} \\ \text{or} \\ \frac{1}{2a} \log \frac{x-a}{x+a}, \quad (x^2 > a^2) \end{cases}$

INTEGRALS

ELEMENTARY FORMS

1. $\int a \, dx = ax$
2. $\int a \cdot f(x) \, dx = a \int f(x) \, dx$
3. $\int \phi(y) \, dx = \int \frac{\phi(y)}{y'} \, dy$, where $y' = \frac{dy}{dx}$
4. $\int (u + v) \, dx = \int u \, dx + \int v \, dx$, where u and v are any functions of x
5. $\int u \, dv = u \int dv - \int v \, du = uv - \int v \, du$
6. $\int u \frac{dv}{dx} \, dx = uv - \int v \frac{du}{dx} \, dx$
7. $\int x^n \, dx = \frac{x^{n+1}}{n+1}$, except $n = -1$
8. $\int \frac{f'(x) \, dx}{f(x)} = \log f(x)$, ($df(x) = f'(x) \, dx$)
9. $\int \frac{dx}{x} = \log x$
10. $\int \frac{f'(x) \, dx}{2\sqrt{f(x)}} = \sqrt{f(x)}$, ($df(x) = f'(x) \, dx$)
11. $\int e^x \, dx = e^x$
12. $\int e^{ax} \, dx = e^{ax}/a$
13. $\int b^{ax} \, dx = \frac{b^{ax}}{a \log b}$, ($b > 0$)
14. $\int \log x \, dx = x \log x - x$
15. $\int a^x \log a \, dx = a^x$, ($a > 0$)
16. $\int \frac{dx}{a^2 + x^2} = \frac{1}{a} \tan^{-1} \frac{x}{a}$
17. $\int \frac{dx}{a^2 - x^2} = \begin{cases} \frac{1}{a} \tanh^{-1} \frac{x}{a} \\ \text{or} \\ \frac{1}{2a} \log \frac{a+x}{a-x}, \quad (a^2 > x^2) \end{cases}$
18. $\int \frac{dx}{x^2 - a^2} = \begin{cases} -\frac{1}{a} \coth^{-1} \frac{x}{a} \\ \text{or} \\ \frac{1}{2a} \log \frac{x-a}{x+a}, \quad (x^2 > a^2) \end{cases}$

$$19. \int \frac{dx}{\sqrt{a^2 - x^2}} = \begin{cases} \sin^{-1} \frac{x}{|a|} \\ \text{or} \\ -\cos^{-1} \frac{x}{|a|}, \quad (a^2 > x^2) \end{cases}$$

$$20. \int \frac{dx}{\sqrt{x^2 \pm a^2}} = \log(x + \sqrt{x^2 \pm a^2})$$

$$21. \int \frac{dx}{x\sqrt{x^2 - a^2}} = \frac{1}{|a|} \sec^{-1} \frac{x}{a}$$

$$22. \int \frac{dx}{x\sqrt{a^2 \pm x^2}} = -\frac{1}{a} \log \left(\frac{a + \sqrt{a^2 \pm x^2}}{x} \right)$$

FORMS CONTAINING $(a + bx)$

For forms containing $a + bx$, but not listed in the table, the substitution $u = \frac{a+bx}{x}$ may prove helpful.

$$23. \int (a + bx)^n dx = \frac{(a + bx)^{n+1}}{(n+1)b}, \quad (n \neq -1)$$

$$24. \int x(a + bx)^n dx = \frac{1}{b^2(n+2)}(a + bx)^{n+2} - \frac{a}{b^2(n+1)}(a + bx)^{n+1}, \quad (n \neq -1, -2)$$

$$25. \int x^2(a + bx)^n dx = \frac{1}{b^3} \left[\frac{(a + bx)^{n+3}}{n+3} - 2a \frac{(a + bx)^{n+2}}{n+2} + a^2 \frac{(a + bx)^{n+1}}{n+1} \right]$$

$$26. \int x^m(a + bx)^n dx = \begin{cases} \frac{x^{m+1}(a+bx)^n}{m+n+1} + \frac{an}{m+n+1} \int x^m(a+bx)^{n-1} dx \\ \text{or} \\ \frac{1}{a(n+1)} \left[-x^{m+1}(a+bx)^{n+1} + (m+n+2) \int x^m(a+bx)^{n+1} dx \right] \\ \text{or} \\ \frac{1}{b(m+n+1)} \left[x^m(a+bx)^{n+1} - ma \int x^{m-1}(a+bx)^n dx \right] \end{cases}$$

$$27. \int \frac{dx}{a + bx} = \frac{1}{b} \log(a + bx)$$

$$28. \int \frac{dx}{(a + bx)^2} = -\frac{1}{b(a + bx)}$$

$$29. \int \frac{dx}{(a + bx)^3} = -\frac{1}{2b(a + bx)^2}$$

$$30. \int \frac{x dx}{a + bx} = \begin{cases} \frac{1}{b^2} [a + bx - a \log(a + bx)] \\ \text{or} \\ \frac{x}{b} - \frac{a}{b^2} \log(a + bx) \end{cases}$$

$$31. \int \frac{x dx}{(a + bx)^2} = \frac{1}{b^2} \left[\log(a + bx) + \frac{a}{a + bx} \right]$$

$$32. \int \frac{x dx}{(a + bx)^n} = \frac{1}{b^2} \left[\frac{-1}{(n-2)(a + bx)^{n-2}} + \frac{a}{(n-1)(a + bx)^{n-1}} \right], \quad n \neq 1, 2$$

$$33. \int \frac{x^2 dx}{a + bx} = \frac{1}{b^3} \left[\frac{1}{2}(a + bx)^2 - 2a(a + bx) + a^2 \log(a + bx) \right]$$

$$34. \int \frac{x^2 dx}{(a + bx)^2} = \frac{1}{b^3} \left[a + bx - 2a \log(a + bx) - \frac{a^2}{a + bx} \right]$$

$$35. \int \frac{x^2 dx}{(a + bx)^3} = \frac{1}{b^3} \left[\log(a + bx) + \frac{2a}{a + bx} - \frac{a^2}{2(a + bx)^2} \right]$$

$$36. \int \frac{x^2 dx}{(a + bx)^n} = \frac{1}{b^3} \left[\frac{-1}{(n-3)(a + bx)^{n-3}} + \frac{2a}{(n-2)(a + bx)^{n-2}} - \frac{a^2}{(n-1)(a + bx)^{n-1}} \right], \quad n \neq 1, 2, 3$$

$$37. \int \frac{dx}{x(a + bx)} = -\frac{1}{a} \log \frac{a + bx}{x}$$

$$38. \int \frac{dx}{x(a + bx)^2} = \frac{1}{a(a + bx)} - \frac{1}{a^2} \log \frac{a + bx}{x}$$

$$39. \int \frac{dx}{x(a+bx)^3} = \frac{1}{a^3} \left[\frac{1}{2} \left(\frac{2a+bx}{a+bx} \right)^2 + \log \frac{x}{a+bx} \right]$$

$$40. \int \frac{dx}{x^2(a+bx)} = -\frac{1}{ax} + \frac{b}{a^2} \log \frac{a+bx}{x}$$

$$41. \int \frac{dx}{x^3(a+bx)} = \frac{2bx-a}{2a^2x^2} + \frac{b^2}{a^3} \log \frac{x}{a+bx}$$

$$42. \int \frac{dx}{x^2(a+bx)^2} = -\frac{a+2bx}{a^2x(a+bx)} + \frac{2b}{a^3} \log \frac{a+bx}{x}$$

FORMS CONTAINING $c^2 \pm x^2$ or $x^2 - c^2$

$$43. \int \frac{dx}{c^2+x^2} = \frac{1}{c} \tan^{-1} \frac{x}{c}$$

$$44. \int \frac{dx}{c^2-x^2} = \frac{1}{2c} \log \frac{c+x}{c-x}, \quad (c^2 > x^2)$$

$$45. \int \frac{dx}{x^2-c^2} = \frac{1}{2c} \log \frac{x-c}{x+c}, \quad (x^2 > c^2)$$

$$46. \int \frac{x dx}{c^2 \pm x^2} = \pm \frac{1}{2} \log(c^2 \pm x^2)$$

$$47. \int \frac{x dx}{(c^2 \pm x^2)^{n+1}} = \mp \frac{1}{2n(c^2 \pm x^2)^n}$$

$$48. \int \frac{dx}{(c^2 \pm x^2)^n} = \frac{1}{2c^2(n-1)} \left[\frac{x}{(c^2 \pm x^2)^{n-1}} + (2n-3) \int \frac{dx}{(c^2 \pm x^2)^{n-1}} \right]$$

$$49. \int \frac{dx}{(x^2 - c^2)^n} = \frac{1}{2c^2(n-1)} \left[-\frac{x}{(x^2 - c^2)^{n-1}} - (2n-3) \int \frac{dx}{(x^2 - c^2)^{n-1}} \right]$$

$$50. \int \frac{x dx}{x^2 - c^2} = \frac{1}{2} \log(x^2 - c^2)$$

$$51. \int \frac{x dx}{(x^2 - c^2)^{n+1}} = -\frac{1}{2n(x^2 - c^2)^n}$$

FORMS CONTAINING $a + bx$ AND $c + dx$

$$u = a + bx \quad v = c + dx \quad k = ad - bc$$

If $k = 0$, then $v = \frac{c}{a}u$

$$52. \int \frac{dx}{u \cdot v} = \frac{1}{k} \cdot \log \left(\frac{v}{u} \right)$$

$$53. \int \frac{x dx}{u \cdot v} = \frac{1}{k} \left[\frac{a}{b} \log(u) - \frac{c}{d} \log(v) \right]$$

$$54. \int \frac{dx}{u^2 \cdot v} = \frac{1}{k} \left(\frac{1}{u} + \frac{d}{k} \log \frac{v}{u} \right)$$

$$55. \int \frac{x dx}{u^2 \cdot v} = \frac{-a}{bku} - \frac{c}{k^2} \log \frac{v}{u}$$

$$56. \int \frac{x^2 dx}{u^2 \cdot v} = \frac{a^2}{b^2ku} + \frac{1}{k^2} \left[\frac{c^2}{d} \log(v) + \frac{a(k-bc)}{b^2} \log(u) \right]$$

$$57. \int \frac{dx}{u^n \cdot v^m} = \frac{1}{k(m-1)} \left[\frac{-1}{u^{n-1} \cdot v^{m-1}} - (m+n-2)b \int \frac{dx}{u^n \cdot v^{m-1}} \right]$$

$$58. \int \frac{u}{v} dx = \frac{bx}{d} + \frac{k}{d^2} \log(v)$$

$$59. \int \frac{u^m dx}{v^n} = \begin{cases} \frac{-1}{k(n-1)} \left[\frac{u^{m+1}}{v^{n-1}} + b(n-m-2) \int \frac{u^m}{v^{n-1}} dx \right] \\ \text{or} \\ \frac{-1}{d(n-m-1)} \left[\frac{u^m}{v^{n-1}} + mk \int \frac{u^{m-1}}{v^n} dx \right] \\ \text{or} \\ \frac{-1}{d(n-1)} \left[\frac{u^m}{v^{n-1}} - mb \int \frac{u^{m-1}}{v^{n-1}} dx \right] \end{cases}$$

FORMS CONTAINING $(a + bx^n)$

60. $\int \frac{dx}{a + bx^2} = \frac{1}{\sqrt{ab}} \tan^{-1} \frac{x\sqrt{ab}}{a}, \quad (ab > 0)$
61. $\int \frac{dx}{a + bx^2} = \begin{cases} \frac{1}{2\sqrt{-ab}} \log \frac{a+x\sqrt{-ab}}{a-x\sqrt{-ab}}, & (ab < 0) \\ \text{or} \\ \frac{1}{\sqrt{-ab}} \tanh^{-1} \frac{x\sqrt{-ab}}{a}, & (ab < 0) \end{cases}$
62. $\int \frac{dx}{a^2 + b^2x^2} = \frac{1}{ab} \tan^{-1} \frac{bx}{a}$
63. $\int \frac{x dx}{a + bx^2} = \frac{1}{2b} \log(a + bx^2)$
64. $\int \frac{x^2 dx}{a + bx^2} = \frac{x}{b} - \frac{a}{b} \int \frac{dx}{a + bx^2}$
65. $\int \frac{dx}{(a + bx^2)^2} = \frac{x}{2a(a + bx^2)} + \frac{1}{2a} \int \frac{dx}{a + bx^2}$
66. $\int \frac{dx}{a^2 - b^2x^2} = \frac{1}{2ab} \log \frac{a + bx}{a - bx}$
67. $\int \frac{dx}{(a + bx^2)^{m+1}} = \begin{cases} \frac{1}{2ma} \frac{x}{(a+bx^2)^m} + \frac{2m-1}{2ma} \int \frac{dx}{(a+bx^2)^m} \\ \text{or} \\ \frac{(2m)!}{(m!)^2} \left[\frac{x}{2a} \sum_{r=1}^m \frac{r!(r-1)!}{(4a)^{m-r}(2r)!(a+bx^2)^r} + \frac{1}{(4a)^m} \int \frac{dx}{a+bx^2} \right] \end{cases}$
68. $\int \frac{x dx}{(a + bx^2)^{m+1}} = -\frac{1}{2bm(a + bx^2)^m}$
69. $\int \frac{x^2 dx}{(a + bx^2)^{m+1}} = \frac{-x}{2mb(a + bx^2)^m} + \frac{1}{2mb} \int \frac{dx}{(a + bx^2)^m}$
70. $\int \frac{dx}{x(a + bx^2)} = \frac{1}{2a} \log \frac{x^2}{a + bx^2}$
71. $\int \frac{dx}{x^2(a + bx^2)} = -\frac{1}{ax} - \frac{b}{a} \int \frac{dx}{a + bx^2}$
72. $\int \frac{dx}{x(a + bx^2)^{m+1}} = \begin{cases} \frac{1}{2am(a+bx^2)^m} + \frac{1}{a} \int \frac{dx}{x(a+bx^2)^m} \\ \text{or} \\ \frac{1}{2a^{m+1}} \left[\sum_{r=1}^m \frac{a^r}{r(a+bx^2)^r} + \log \frac{x^2}{a+bx^2} \right] \end{cases}$
73. $\int \frac{dx}{x^2(a + bx^2)^{m+1}} = \frac{1}{a} \int \frac{dx}{x^2(a + bx^2)^m} - \frac{b}{a} \int \frac{dx}{(a + bx^2)^{m+1}}$
74. $\int \frac{dx}{a + bx^3} = \frac{k}{3a} \left[\frac{1}{2} \log \frac{(k+x)^3}{a + bx^3} + \sqrt{3} \tan^{-1} \frac{2x-k}{k\sqrt{3}} \right], \quad \left(k = \sqrt[3]{\frac{a}{b}} \right)$
75. $\int \frac{x dx}{a + bx^3} = \frac{1}{3bk} \left[\frac{1}{2} \log \frac{a + bx^3}{(k+x)^3} + \sqrt{3} \tan^{-1} \frac{2x-k}{k\sqrt{3}} \right], \quad \left(k = \sqrt[3]{\frac{a}{b}} \right)$
76. $\int \frac{x^2 dx}{a + bx^3} = \frac{1}{3b} \log(a + bx^3)$
77. $\int \frac{dx}{a + bx^4} = \frac{k}{2a} \left[\frac{1}{2} \log \frac{x^2 + 2kx + 2k^2}{x^2 - 2kx + 2k^2} + \tan^{-1} \frac{2kx}{2k^2 - x^2} \right], \quad (ab > 0, k = \sqrt[4]{\frac{a}{4b}})$
78. $\int \frac{dx}{a + bx^4} = \frac{k}{2a} \left[\frac{1}{2} \log \frac{x+k}{x-k} + \tan^{-1} \frac{x}{k} \right], \quad (ab < 0, k = \sqrt[4]{-\frac{a}{b}})$
79. $\int \frac{x dx}{a + bx^4} = \frac{1}{2bk} \tan^{-1} \frac{x^2}{k}, \quad (ab > 0, k = \sqrt{\frac{a}{b}})$
80. $\int \frac{x dx}{a + bx^4} = \frac{1}{4bk} \log \frac{x^2 - k}{x^2 + k}, \quad (ab < 0, k = \sqrt{-\frac{a}{b}})$
81. $\int \frac{x^2 dx}{a + bx^4} = \frac{1}{4bk} \left[\frac{1}{2} \log \frac{x^2 - 2kx + 2k^2}{x^2 + 2kx + 2k^2} + \tan^{-1} \frac{2kx}{2k^2 - x^2} \right], \quad (ab > 0, k = \sqrt[4]{\frac{a}{4b}})$
82. $\int \frac{x^2 dx}{a + bx^4} = \frac{1}{4bk} \left[\log \frac{x-k}{x+k} + 2 \tan^{-1} \frac{x}{k} \right], \quad (ab < 0, k = \sqrt[4]{-\frac{a}{b}})$
83. $\int \frac{x^3 dx}{a + bx^4} = \frac{1}{4b} \log(a + bx^4)$
84. $\int \frac{dx}{x(a + bx^n)} = \frac{1}{an} \log \frac{x^n}{a + bx^n}$
85. $\int \frac{dx}{(a + bx^n)^{m+1}} = \frac{1}{a} \int \frac{dx}{(a + bx^n)^m} - \frac{b}{a} \int \frac{x^n dx}{(a + bx^n)^{m+1}}$

$$\begin{aligned}
86. \quad & \int \frac{x^m dx}{(a+bx^n)^{p+1}} = \frac{1}{b} \int \frac{x^{m-n} dx}{(a+bx^n)^p} - \frac{a}{b} \int \frac{x^{m-n} dx}{(a+bx^n)^{p+1}} \\
87. \quad & \int \frac{dx}{x^m(a+bx^n)^{p+1}} = \frac{1}{a} \int \frac{dx}{x^m(a+bx^n)^p} - \frac{b}{a} \int \frac{dx}{x^{m-n}(a+bx^n)^{p+1}} \\
88. \quad & \int x^m(a+bx^n)^p dx = \begin{cases} \frac{1}{b(np+m+1)} [x^{m-n+1}(a+bx^n)^{p+1} - a(m-n+1) \int x^{m-n}(a+bx^n)^p dx] \\ \text{or} \\ \frac{1}{np+m+1} [x^{m+1}(a+bx^n)^p + anp \int x^m(a+bx^n)^{p-1} dx] \\ \text{or} \\ \frac{1}{a(m+1)} [x^{m+1}(a+bx^n)^{p+1} - (m+1+np+n)b \int x^{m+n}(a+bx^n)^p dx] \\ \text{or} \\ \frac{1}{an(p+1)} [-x^{m+1}(a+bx^n)^{p+1} + (m+1+np+n) \int x^m(a+bx^n)^{p+1} dx] \end{cases}
\end{aligned}$$

FORMS CONTAINING $c^3 \pm x^3$

$$\begin{aligned}
89. \quad & \int \frac{dx}{c^3 \pm x^3} = \pm \frac{1}{6c^2} \log \frac{(c \pm x)^3}{c^3 \pm x^3} + \frac{1}{c^2\sqrt{3}} \tan^{-1} \frac{2x \mp c}{c\sqrt{3}} \\
90. \quad & \int \frac{dx}{(c^3 \pm x^3)^2} = \frac{x}{3c^3(c^3 \pm x^3)} + \frac{2}{3c^3} \int \frac{dx}{c^3 \pm x^3} \\
91. \quad & \int \frac{dx}{(c^3 \pm x^3)^{n+1}} = \frac{1}{3nc^3} \left[\frac{x}{(c^3 \pm x^3)^n} + (3n-1) \int \frac{dx}{(c^3 \pm x^3)^n} \right] \\
92. \quad & \int \frac{x dx}{c^3 \pm x^3} = \frac{1}{6c} \log \frac{c^3 \pm x^3}{(c \pm x)^3} \pm \frac{1}{c\sqrt{3}} \tan^{-1} \frac{2x \mp c}{c\sqrt{3}} \\
93. \quad & \int \frac{x dx}{(c^3 \pm x^3)^2} = \frac{x^2}{3c^3(c^3 \pm x^3)} + \frac{1}{3c^3} \int \frac{x dx}{c^3 \pm x^3} \\
94. \quad & \int \frac{x dx}{(c^3 \pm x^3)^{n+1}} = \frac{1}{3nc^3} \left[\frac{x^2}{(c^3 \pm x^3)^n} + (3n-2) \int \frac{x dx}{(c^3 \pm x^3)^n} \right] \\
95. \quad & \int \frac{x^2 dx}{c^3 \pm x^3} = \pm \frac{1}{3} \log(c^3 \pm x^3) \\
96. \quad & \int \frac{x^2 dx}{(c^3 \pm x^3)^{n+1}} = \mp \frac{1}{3n(c^3 \pm x^3)^n} \\
97. \quad & \int \frac{dx}{x(c^3 \pm x^3)} = \frac{1}{3c^3} \log \frac{x^3}{c^3 \pm x^3} \\
98. \quad & \int \frac{dx}{x(c^3 \pm x^3)^2} = \frac{1}{3c^3(c^3 \pm x^3)} + \frac{1}{3c^6} \log \frac{x^3}{c^3 \pm x^3} \\
99. \quad & \int \frac{dx}{x(c^3 \pm x^3)^{n+1}} = \frac{1}{3nc^3(c^3 \pm x^3)^n} + \frac{1}{c^3} \int \frac{dx}{x(c^3 \pm x^3)^n} \\
100. \quad & \int \frac{dx}{x^2(c^3 \pm x^3)} = -\frac{1}{c^3x} \mp \frac{1}{c^3} \int \frac{x dx}{c^3 \pm x^3} \\
101. \quad & \int \frac{dx}{x^2(c^3 \pm x^3)^{n+1}} = \frac{1}{c^3} \int \frac{dx}{x^2(c^3 \pm x^3)^n} \mp \frac{1}{c^3} \int \frac{x dx}{(c^3 \pm x^3)^{n+1}}
\end{aligned}$$

FORMS CONTAINING $c^4 \pm x^4$

$$\begin{aligned}
102. \quad & \int \frac{dx}{c^4 + x^4} = \frac{1}{2c^3\sqrt{2}} \left[\frac{1}{2} \log \frac{x^2 + cx\sqrt{2} + c^2}{x^2 - cx\sqrt{2} + c^2} + \tan^{-1} \frac{cx\sqrt{2}}{c^2 - x^2} \right] \\
103. \quad & \int \frac{dx}{c^4 - x^4} = \frac{1}{2c^3} \left[\frac{1}{2} \log \frac{c+x}{c-x} + \tan^{-1} \frac{x}{c} \right] \\
104. \quad & \int \frac{x dx}{c^4 + x^4} = \frac{1}{2c^2} \tan^{-1} \frac{x^2}{c^2} \\
105. \quad & \int \frac{x dx}{c^4 - x^4} = \frac{1}{4c^2} \log \frac{c^2 + x^2}{c^2 - x^2} \\
106. \quad & \int \frac{x^2 dx}{c^4 + x^4} = \frac{1}{2c\sqrt{2}} \left[\frac{1}{2} \log \frac{x^2 - cx\sqrt{2} + c^2}{x^2 + cx\sqrt{2} + c^2} + \tan^{-1} \frac{cx\sqrt{2}}{c^2 - x^2} \right] \\
107. \quad & \int \frac{x^2 dx}{c^4 - x^4} = \frac{1}{2c} \left[\frac{1}{2} \log \frac{c+x}{c-x} - \tan^{-1} \frac{x}{c} \right]
\end{aligned}$$

$$108. \int \frac{x^3 dx}{c^4 \pm x^4} = \pm \frac{1}{4} \log(c^4 \pm x^4)$$

FORMS CONTAINING $(a + bx + cx^2)$

$$X = a + bx + cx^2 \text{ and } q = 4ac - b^2$$

If $q = 0$, then $X = c(x + \frac{b}{2c})^2$, and formulas starting with 23 should be used in place of these.

$$109. \int \frac{dx}{X} = \frac{2}{\sqrt{q}} \tan^{-1} \frac{2cx + b}{\sqrt{q}}, \quad (q > 0)$$

$$110. \int \frac{dx}{X} = \begin{cases} \frac{-2}{\sqrt{-q}} \tanh^{-1} \frac{2cx+b}{\sqrt{-q}} \\ \text{or} \\ \frac{1}{\sqrt{-q}} \log \frac{2cx+b-\sqrt{-q}}{2cx+b+\sqrt{-q}}, \end{cases} \quad (q < 0)$$

$$111. \int \frac{dx}{X^2} = \frac{2cx+b}{qX} + \frac{2c}{q} \int \frac{dx}{X}$$

$$112. \int \frac{dx}{X^3} = \frac{2cx+b}{q} \left(\frac{1}{2X^2} + \frac{3c}{qX} \right) + \frac{6c^2}{q^2} \int \frac{dx}{X}$$

$$113. \int \frac{dx}{X^{n+1}} = \begin{cases} \frac{2cx+b}{nqX^n} + \frac{2(2n-1)c}{qn} \int \frac{dx}{X^n} \\ \text{or} \\ \frac{(2n)!}{(n!)^2} \left(\frac{c}{q} \right)^n \left[\frac{2cx+b}{q} \sum_{r=1}^n \left(\frac{q}{cX} \right)^r \frac{((r-1)!)^2}{(2r)!} \right] + \int \frac{dx}{X} \end{cases}$$

$$114. \int \frac{x dx}{X} = \frac{1}{2c} \log X - \frac{b}{2c} \int \frac{dx}{X}$$

$$115. \int \frac{x dx}{X^2} = \frac{bx+2a}{qX} - \frac{b}{q} \int \frac{dx}{X}$$

$$116. \int \frac{x dx}{X^{n+1}} = -\frac{2a+bx}{nqX^n} - \frac{b(2n-1)}{nq} \int \frac{dx}{X^n}$$

$$117. \int \frac{x^2}{X} dx = \frac{x}{c} - \frac{b}{2c^2} \log X + \frac{b^2-2ac}{2c^2} \int \frac{dx}{X}$$

$$118. \int \frac{x^2}{X^2} dx = \frac{(b^2-2ac)x+ab}{cqX} + \frac{2a}{q} \int \frac{dx}{X}$$

$$119. \int \frac{x^m dx}{X^{n+1}} = -\frac{x^{m-1}}{(2n-m+1)cX^n} - \frac{n-m+1}{2n-m+1} \cdot \frac{b}{c} \int \frac{x^{m-1} dx}{X^{n+1}} + \frac{m-1}{2n-m+1} \cdot \frac{a}{c} \int \frac{x^{m-2} dx}{X^{n+1}}$$

$$120. \int \frac{dx}{xX} = \frac{1}{2a} \log \frac{x^2}{X} - \frac{b}{2a} \int \frac{dx}{X}$$

$$121. \int \frac{dx}{x^2 X} = \frac{b}{2a^2} \log \frac{X}{x^2} - \frac{1}{ax} + \left(\frac{b^2}{2a^2} - \frac{c}{a} \right) \int \frac{dx}{X}$$

$$122. \int \frac{dx}{xX^n} = \frac{1}{2a(n-1)X^{n-1}} - \frac{b}{2a} \int \frac{dx}{X^n} + \frac{1}{a} \int \frac{dx}{xX^{n-1}}$$

$$123. \int \frac{dx}{x^m X^{n+1}} = -\frac{1}{(m-1)ax^{m-1}X^n} - \frac{n+m-1}{m-1} \cdot \frac{b}{a} \int \frac{dx}{x^{m-1}X^{n+1}} - \frac{2n+m-1}{m-1} \cdot \frac{c}{a} \int \frac{dx}{x^{m-2}X^{n+1}}$$

FORMS CONTAINING $\sqrt{a+bx}$

$$124. \int \sqrt{a+bx} dx = \frac{2}{3b} \sqrt{(a+bx)^3}$$

$$125. \int x\sqrt{a+bx} dx = -\frac{2(2a-3bx)\sqrt{(a+bx)^3}}{15b^2}$$

$$126. \int x^2\sqrt{a+bx} dx = \frac{2(8a^2-12abx+15b^2x^2)\sqrt{(a+bx)^3}}{105b^3}$$

$$127. \int x^m \sqrt{a+bx} dx = \begin{cases} \frac{2}{b(2m+3)} \left[x^m \sqrt{(a+bx)^3} - ma \int x^{m-1} \sqrt{a+bx} dx \right] \\ \text{or} \\ \frac{2}{b^{m+1}} \sqrt{a+bx} \sum_{r=0}^m \frac{m!(-a)^{m-r}}{r!(m-r)!(2r+3)} (a+bx)^{r+1} \end{cases}$$

128. $\int \frac{\sqrt{a+bx}}{x} dx = 2\sqrt{a+bx} + a \int \frac{dx}{x\sqrt{a+bx}}$
129. $\int \frac{\sqrt{a+bx}}{x^2} dx = \frac{\sqrt{a+bx}}{x} + \frac{b}{2} \int \frac{dx}{x\sqrt{a+bx}}$
130. $\int \frac{\sqrt{a+bx}}{x^m} dx = -\frac{1}{(m-1)a} \left[\frac{\sqrt{(a+bx)^3}}{x^{m-1}} + \frac{(2m-5)b}{2} \int \frac{\sqrt{a+bx}}{x^{m-1}} dx \right]$
131. $\int \frac{dx}{\sqrt{a+bx}} = \frac{2\sqrt{a+bx}}{b}$
132. $\int \frac{x dx}{\sqrt{a+bx}} = -\frac{2(2a-bx)}{3b^2} \sqrt{a+bx}$
133. $\int \frac{x^2 dx}{\sqrt{a+bx}} = \frac{2(8a^2 - 4abx - 3b^2x^2)}{15b^3} \sqrt{a+bx}$
134. $\int \frac{x^m dx}{\sqrt{a+bx}} = \begin{cases} \frac{2}{(2m+1)b} \left[x^m \sqrt{a+bx} - ma \int \frac{x^{m-1} dx}{\sqrt{a+bx}} \right] \\ \text{or} \\ \frac{2(-a)^m \sqrt{a+bx}}{b^{m+1}} \sum_{r=0}^m \frac{(-1)^r m!(a+bx)^r}{(2r+1)r!(m-r)!a^r} \end{cases}$
135. $\int \frac{dx}{x\sqrt{a+bx}} = \frac{1}{\sqrt{a}} \log \left(\frac{\sqrt{a+bx} - \sqrt{a}}{\sqrt{a+bx} + \sqrt{a}} \right), \quad (a > 0)$
136. $\int \frac{dx}{x\sqrt{a+bx}} = \frac{2}{\sqrt{-a}} \tan^{-1} \sqrt{\frac{a+bx}{-a}}, \quad (a < 0)$
137. $\int \frac{dx}{x^2\sqrt{a+bx}} = -\frac{\sqrt{a+bx}}{ax} - \frac{b}{2a} \int \frac{dx}{x\sqrt{a+bx}}$
138. $\int \frac{dx}{x^n\sqrt{a+bx}} = \begin{cases} -\frac{\sqrt{a+bx}}{(n-1)ax^{n-1}} - \frac{(2n-3)b}{(2n-2)a} \int \frac{dx}{x^{n-1}\sqrt{a+bx}} \\ \text{or} \\ \frac{(2n-2)!}{[(n-1)!]^2} \left[-\frac{\sqrt{a+bx}}{a} \sum_{r=1}^{n-1} \frac{r!(r-1)!}{x^r 2(r)!} \left(-\frac{b}{4a}\right)^{n-r-1} + \left(-\frac{b}{4a}\right)^{n-1} \int \frac{dx}{x\sqrt{a+bx}} \right] \end{cases}$
139. $\int (a+bx)^{\pm \frac{n}{2}} dx = \frac{2(a+bx)^{\frac{2\pm n}{2}}}{b(2\pm n)}$
140. $\int x(a+bx)^{\pm \frac{n}{2}} dx = \frac{2}{b^2} \left[\frac{(a+bx)^{\frac{4\pm n}{2}}}{4\pm n} - \frac{a(a+bx)^{\frac{2\pm n}{2}}}{2\pm n} \right]$
141. $\int \frac{dx}{x(a+bx)^{\frac{n}{2}}} = \frac{1}{a} \int \frac{dx}{x(a+bx)^{\frac{n-2}{2}}} - \frac{b}{a} \int \frac{dx}{(a+bx)^{\frac{n}{2}}}$
142. $\int \frac{(a+bx)^{n/2} dx}{x} = b \int (a+bx)^{(n-2)/2} dx + a \int \frac{(a+bx)^{(n-2)/2}}{x} dx$
143. $\int f(x, \sqrt{a+bx}) dx = \frac{2}{b} \int f\left(\frac{z^2-a}{b}, z\right) z dz, \quad (z = \sqrt{a+bx})$

FORMS CONTAINING $\sqrt{a+bx}$ and $\sqrt{c+dx}$

$$u = a + bx \quad v = c + dx \quad k = ad - bc$$

If $k = 0$, then, $v = \left(\frac{c}{a}\right)u$, and formulas starting with 124 should be used in place of these.

$$144. \int \frac{dx}{\sqrt{uv}} = \begin{cases} \frac{2}{\sqrt{bd}} \tanh^{-1} \frac{\sqrt{bd}uv}{bv}, & bd > 0, \quad k < 0 \\ \text{or} \\ \frac{2}{\sqrt{bd}} \tanh^{-1} \frac{\sqrt{bd}uv}{du}, & bd > 0, \quad k > 0. \\ \text{or} \\ \frac{1}{\sqrt{bd}} \log \frac{(bv + \sqrt{bd}uv)^2}{v}, & (bd > 0) \end{cases}$$

$$\begin{aligned}
145. \quad \int \frac{dx}{\sqrt{uv}} &= \begin{cases} \frac{2}{\sqrt{-bd}} \tan^{-1} \frac{\sqrt{-bd}u}{bv} \\ \text{or} \\ -\frac{1}{\sqrt{-bd}} \sin^{-1} \left(\frac{2bdx+ad+bc}{|k|} \right), \quad (bd < 0) \end{cases} \\
146. \quad \int \sqrt{uv} \, dx &= \frac{k+2bv}{4bd} \sqrt{uv} - \frac{k^2}{8bd} \int \frac{dx}{\sqrt{uv}} \\
147. \quad \int \frac{dx}{v\sqrt{u}} &= \begin{cases} \frac{1}{\sqrt{kd}} \log \frac{d\sqrt{u}-\sqrt{kd}}{d\sqrt{u}+\sqrt{kd}} \\ \text{or} \\ \frac{1}{\sqrt{kd}} \log \frac{(d\sqrt{u}-\sqrt{kd})^2}{v}, \quad (kd > 0) \end{cases} \\
148. \quad \int \frac{dx}{v\sqrt{u}} &= \frac{2}{\sqrt{-kd}} \tan^{-1} \frac{d\sqrt{u}}{\sqrt{-kd}}, \quad (kd < 0) \\
149. \quad \int \frac{x \, dx}{\sqrt{uv}} &= \frac{\sqrt{uv}}{bd} - \frac{ad+bc}{2bd} \int \frac{dx}{\sqrt{uv}} \\
150. \quad \int \frac{dx}{v\sqrt{uv}} &= \frac{-2\sqrt{uv}}{kv} \\
151. \quad \int \frac{v \, dx}{\sqrt{uv}} &= \frac{\sqrt{uv}}{b} - \frac{k}{2b} \int \frac{dx}{\sqrt{uv}} \\
152. \quad \int \sqrt{\frac{v}{u}} \, dx &= \frac{v}{|v|} \int \frac{v \, dx}{\sqrt{uv}} \\
153. \quad \int v^m \sqrt{u} \, dx &= \frac{1}{(2m+3)d} \left(2v^{m+1} \sqrt{u} + k \int \frac{v^m \, dx}{\sqrt{u}} \right) \\
154. \quad \int \frac{dx}{v^m \sqrt{u}} &= -\frac{1}{(m-1)k} \left(\frac{\sqrt{u}}{v^{m-1}} + \left(m - \frac{3}{2} \right) b \int \frac{dx}{v^{m-1} \sqrt{u}} \right) \\
155. \quad \int \frac{v^m \, dx}{\sqrt{u}} &= \begin{cases} \frac{2}{b(2m+1)} \left[v^m \sqrt{u} - mk \int \frac{v^{m-1}}{\sqrt{u}} \, dx \right] \\ \text{or} \\ \frac{2(m!)^2 \sqrt{u}}{b(2m+1)!} \sum_{r=0}^m \left(-\frac{4k}{b} \right)^{m-r} \frac{(2r)!}{(r!)^2} v^r \end{cases}
\end{aligned}$$

FORMS CONTAINING $\sqrt{x^2 \pm a^2}$

$$\begin{aligned}
156. \quad \int \sqrt{x^2 \pm a^2} \, dx &= \frac{1}{2} \left[x\sqrt{x^2 \pm a^2} \pm a^2 \log(x + \sqrt{x^2 \pm a^2}) \right] \\
157. \quad \int \frac{dx}{\sqrt{x^2 \pm a^2}} &= \log(x + \sqrt{x^2 \pm a^2}) \\
158. \quad \int \frac{dx}{x\sqrt{x^2 - a^2}} &= \frac{1}{|a|} \sec^{-1} \frac{x}{a} \\
159. \quad \int \frac{dx}{x\sqrt{x^2 + a^2}} &= -\frac{1}{a} \log \left(\frac{a + \sqrt{x^2 + a^2}}{x} \right) \\
160. \quad \int \frac{\sqrt{x^2 + a^2}}{x} \, dx &= \sqrt{x^2 + a^2} - a \log \left(\frac{a + \sqrt{x^2 + a^2}}{x} \right) \\
161. \quad \int \frac{\sqrt{x^2 - a^2}}{x} \, dx &= \sqrt{x^2 - a^2} - |a| \sec^{-1} \frac{x}{a} \\
162. \quad \int \frac{x \, dx}{\sqrt{x^2 \pm a^2}} &= \sqrt{x^2 \pm a^2} \\
163. \quad \int x \sqrt{x^2 \pm a^2} \, dx &= \frac{1}{3} \sqrt{(x^2 \pm a^2)^3} \\
164. \quad \int \sqrt{(x^2 \pm a^2)^3} \, dx &= \frac{1}{4} \left[x\sqrt{(x^2 \pm a^2)^3} \pm \frac{3a^2 x}{2} \sqrt{x^2 \pm a^2} + \frac{3a^4}{2} \log(x + \sqrt{x^2 \pm a^2}) \right] \\
165. \quad \int \frac{dx}{\sqrt{(x^2 \pm a^2)^3}} &= \frac{\pm x}{a^2 \sqrt{x^2 \pm a^2}} \\
166. \quad \int \frac{x \, dx}{\sqrt{(x^2 \pm a^2)^3}} &= \frac{-1}{\sqrt{x^2 \pm a^2}}
\end{aligned}$$

167. $\int x\sqrt{(x^2 \pm a^2)^3} dx = \frac{1}{5}\sqrt{(x^2 \pm a^2)^5}$
168. $\int x^2\sqrt{x^2 \pm a^2} dx = \frac{x}{4}\sqrt{(x^2 \pm a^2)^3} \mp \frac{a^2}{8}x\sqrt{x^2 \pm a^2} - \frac{a^4}{8}\log(x + \sqrt{x^2 \pm a^2})$
169. $\int x^3\sqrt{x^2 + a^2} dx = \left(\frac{1}{5}x^2 - \frac{2}{15}a^2\right)\sqrt{(a^2 + x^2)^3}$
170. $\int x^3\sqrt{x^2 - a^2} dx = \frac{1}{5}\sqrt{(x^2 - a^2)^5} + \frac{a^2}{3}\sqrt{(x^2 - a^2)^3}$
171. $\int \frac{x^2 dx}{\sqrt{x^2 \pm a^2}} = \frac{x}{2}\sqrt{x^2 \pm a^2} \mp \frac{a^2}{2}\log(x + \sqrt{x^2 \pm a^2})$
172. $\int \frac{x^3 dx}{\sqrt{x^2 \pm a^2}} = \frac{1}{3}\sqrt{(x^2 \pm a^2)^3} \mp a^2\sqrt{x^2 \pm a^2}$
173. $\int \frac{dx}{x^2\sqrt{x^2 \pm a^2}} = \mp \frac{\sqrt{x^2 \pm a^2}}{a^2 x}$
174. $\int \frac{dx}{x^3\sqrt{x^2 + a^2}} = \frac{\sqrt{x^2 + a^2}}{2a^2 x^2} + \frac{1}{2a^3}\log\frac{a + \sqrt{x^2 + a^2}}{x}$
175. $\int \frac{dx}{x^3\sqrt{x^2 - a^2}} = \frac{\sqrt{x^2 - a^2}}{2a^2 x^2} + \frac{1}{2|a^3|}\sec^{-1}\frac{x}{a}$
176. $\int x^2\sqrt{(x^2 \pm a^2)^3} dx = \frac{x}{6}\sqrt{(x^2 \pm a^2)^5} \mp \frac{a^2 x}{24}\sqrt{(x^2 \pm a^2)^3} - \frac{a^4 x}{16}\sqrt{x^2 \pm a^2} \mp \frac{a^6}{16}\log(x + \sqrt{x^2 \pm a^2})$
177. $\int x^3\sqrt{(x^2 \pm a^2)^3} dx = \frac{1}{7}\sqrt{(x^2 \pm a^2)^7} \mp \frac{a^2}{5}\sqrt{(x^2 \pm a^2)^5}$
178. $\int \frac{\sqrt{x^2 \pm a^2} dx}{x^2} = -\frac{\sqrt{x^2 \pm a^2}}{x} + \log(x + \sqrt{x^2 \pm a^2})$
179. $\int \frac{\sqrt{x^2 + a^2}}{x^3} dx = -\frac{\sqrt{x^2 + a^2}}{2x^2} - \frac{1}{2a}\log\frac{a + \sqrt{x^2 + a^2}}{x}$
180. $\int \frac{\sqrt{x^2 - a^2}}{x^3} dx = -\frac{\sqrt{x^2 - a^2}}{2x^2} + \frac{1}{2|a|}\sec^{-1}\frac{x}{a}$
181. $\int \frac{\sqrt{x^2 \pm a^2}}{x^4} dx = \mp \frac{\sqrt{(x^2 \pm a^2)^3}}{3a^2 x^3}$
182. $\int \frac{x^2 dx}{\sqrt{(x^2 \pm a^2)^3}} = \frac{-x}{\sqrt{x^2 \pm a^2}} + \log(x + \sqrt{x^2 \pm a^2})$
183. $\int \frac{x^3 dx}{\sqrt{(x^2 \pm a^2)^3}} = \sqrt{x^2 \pm a^2} \pm \frac{a^2}{\sqrt{x^2 \pm a^2}}$
184. $\int \frac{dx}{x\sqrt{(x^2 + a^2)^3}} = \frac{1}{a^2\sqrt{x^2 + a^2}} - \frac{1}{a^3}\log\frac{a + \sqrt{x^2 + a^2}}{x}$
185. $\int \frac{dx}{x\sqrt{(x^2 - a^2)^3}} = -\frac{1}{a^2\sqrt{x^2 - a^2}} - \frac{1}{|a^3|}\sec^{-1}\frac{x}{a}$
186. $\int \frac{dx}{x^2\sqrt{(x^2 \pm a^2)^3}} = -\frac{1}{a^4}\left[\frac{\sqrt{x^2 \pm a^2}}{x} + \frac{x}{\sqrt{x^2 \pm a^2}}\right]$
187. $\int \frac{dx}{x^3\sqrt{(x^2 + a^2)^3}} = -\frac{1}{2a^2 x^2\sqrt{x^2 + a^2}} - \frac{3}{2a^4\sqrt{x^2 + a^2}} + \frac{3}{2a^5}\log\frac{a + \sqrt{x^2 + a^2}}{x}$
188. $\int \frac{dx}{x^3\sqrt{(x^2 - a^2)^3}} = \frac{1}{2a^2 x^2\sqrt{x^2 - a^2}} - \frac{3}{2a^4\sqrt{x^2 - a^2}} - \frac{3}{2|a^5|}\sec^{-1}\frac{x}{a}$
189. $\int \frac{x^m}{\sqrt{x^2 \pm a^2}} dx = \frac{1}{m}x^{m-1}\sqrt{x^2 \pm a^2} \mp \frac{m-1}{m}a^2 \int \frac{x^{m-2}}{\sqrt{x^2 \pm a^2}} dx$
190. $\int \frac{x^{2m}}{\sqrt{x^2 \pm a^2}} dx = \frac{(2m)!}{2^{2m}(m!)^2} \left[\sqrt{x^2 \pm a^2} \sum_{r=1}^m \frac{r!(r-1)!}{(2r)!} (\mp a^2)^{m-r} (2x)^{2r-1} + (\mp a^2)^m \log(x + \sqrt{x^2 \pm a^2}) \right]$
191. $\int \frac{x^{2m+1}}{\sqrt{x^2 \pm a^2}} dx = \sqrt{x^2 \pm a^2} \sum_{r=0}^m \frac{(2r)!(m!)^2}{(2m+1)!(r!)^2} (\mp 4a^2)^{m-r} x^{2r}$
192. $\int \frac{dx}{x^m\sqrt{x^2 \pm a^2}} = \mp \frac{\sqrt{x^2 \pm a^2}}{(m-1)a^2 x^{m-1}} \mp \frac{(m-2)}{(m-1)a^2} \int \frac{dx}{x^{m-2}\sqrt{x^2 \pm a^2}}$
193. $\int \frac{dx}{x^{2m}\sqrt{x^2 \pm a^2}} = \sqrt{x^2 \pm a^2} \sum_{r=0}^{m-1} \frac{(m-1)!m!(2r)!2^{2m-2r-1}}{(r!)^2(2m)!(\mp a^2)^{m-r}} x^{2r+1}$

$$194. \int \frac{dx}{x^{2m+1}\sqrt{x^2+a^2}} = \frac{(2m)!}{(m!)^2} \left[\frac{\sqrt{x^2+a^2}}{a^2} \sum_{r=1}^m (-1)^{m-r+1} \frac{r!(r-1)!}{2(2r)!(4a^2)^{m-r} x^{2r}} + \frac{(-1)^{m+1}}{2^{2m} a^{2m+1}} \log \frac{\sqrt{x^2+a^2}+a}{x} \right]$$

$$195. \int \frac{dx}{x^{2m+1}\sqrt{x^2-a^2}} = \frac{(2m)!}{(m!)^2} \left[\frac{\sqrt{x^2-a^2}}{a^2} \sum_{r=1}^m \frac{r!(r-1)!}{2(2r)!(4a^2)^{m-r} x^{2r}} + \frac{1}{2^{2m}|a|^{2m+1}} \sec^{-1} \frac{x}{a} \right]$$

$$196. \int \frac{dx}{(x-a)\sqrt{x^2-a^2}} = -\frac{\sqrt{x^2-a^2}}{a(x-a)}$$

$$197. \int \frac{dx}{(x+a)\sqrt{x^2-a^2}} = \frac{\sqrt{x^2-a^2}}{a(x+a)}$$

$$198. \int f(x, \sqrt{x^2+a^2}) dx = a \int f(a \tan u, a \sec u) \sec^2 u du, \quad \left(u = \tan^{-1} \frac{x}{a}, a > 0 \right)$$

$$199. \int f(x, \sqrt{x^2-a^2}) dx = a \int f(a \sec u, a \tan u) \sec u \tan u du, \quad \left(u = \sec^{-1} \frac{x}{a}, a > 0 \right)$$

FORMS CONTAINING $\sqrt{a^2-x^2}$

$$200. \int \sqrt{a^2-x^2} dx = \frac{1}{2} \left[x\sqrt{a^2-x^2} + a^2 \sin^{-1} \frac{x}{|a|} \right]$$

$$201. \int \frac{dx}{\sqrt{a^2-x^2}} = \begin{cases} \sin^{-1} \frac{x}{|a|} \\ \text{or} \\ -\cos^{-1} \frac{x}{|a|} \end{cases}$$

$$202. \int \frac{dx}{x\sqrt{a^2-x^2}} = -\frac{1}{a} \log \left(\frac{a+\sqrt{a^2-x^2}}{x} \right)$$

$$203. \int \frac{\sqrt{a^2-x^2}}{x} dx = \sqrt{a^2-x^2} - a \log \left(\frac{a+\sqrt{a^2-x^2}}{x} \right)$$

$$204. \int \frac{x dx}{\sqrt{a^2-x^2}} = -\sqrt{a^2-x^2}$$

$$205. \int x\sqrt{a^2-x^2} dx = -\frac{1}{3} \sqrt{(a^2-x^2)^3}$$

$$206. \int \sqrt{(a^2-x^2)^3} dx = \frac{1}{4} \left[x\sqrt{(a^2-x^2)^3} + \frac{3a^2x}{2} \sqrt{a^2-x^2} + \frac{3a^4}{2} \sin^{-1} \frac{x}{|a|} \right]$$

$$207. \int \frac{dx}{\sqrt{(a^2-x^2)^3}} = \frac{x}{a^2\sqrt{a^2-x^2}}$$

$$208. \int \frac{x dx}{\sqrt{(a^2-x^2)^3}} = \frac{1}{\sqrt{a^2-x^2}}$$

$$209. \int x\sqrt{(a^2-x^2)^3} dx = -\frac{1}{5} \sqrt{(a^2-x^2)^5}$$

$$210. \int x^2\sqrt{a^2-x^2} dx = -\frac{x}{4} \sqrt{(a^2-x^2)^3} + \frac{a^2}{8} \left(x\sqrt{a^2-x^2} + a^2 \sin^{-1} \frac{x}{|a|} \right)$$

$$211. \int x^3\sqrt{a^2-x^2} dx = \left(-\frac{1}{5}x^2 - \frac{2}{15}a^2 \right) \sqrt{(a^2-x^2)^3}$$

$$212. \int x^2\sqrt{(a^2-x^2)^3} dx = -\frac{1}{6}x\sqrt{(a^2-x^2)^5} + \frac{a^2x}{24} \sqrt{(a^2-x^2)^3} + \frac{a^4x}{16} \sqrt{a^2-x^2} + \frac{a^6}{16} \sin^{-1} \frac{x}{|a|}$$

$$213. \int x^3\sqrt{(a^2-x^2)^3} dx = \frac{1}{7} \sqrt{(a^2-x^2)^7} - \frac{a^2}{5} \sqrt{(a^2-x^2)^5}$$

$$214. \int \frac{x^2 dx}{\sqrt{a^2-x^2}} = -\frac{x}{2} \sqrt{a^2-x^2} + \frac{a^2}{2} \sin^{-1} \frac{x}{|a|}$$

$$215. \int \frac{dx}{x^2\sqrt{a^2-x^2}} = -\frac{\sqrt{a^2-x^2}}{a^2x}$$

$$216. \int \frac{\sqrt{a^2-x^2}}{x^2} dx = -\frac{\sqrt{a^2-x^2}}{x} - \sin^{-1} \frac{x}{|a|}$$

$$217. \int \frac{\sqrt{a^2-x^2}}{x^3} dx = -\frac{\sqrt{a^2-x^2}}{2x^2} + \frac{1}{2a} \log \frac{a+\sqrt{a^2-x^2}}{x}$$

$$218. \int \frac{\sqrt{a^2-x^2}}{x^4} dx = -\frac{\sqrt{(a^2-x^2)^3}}{3a^2x^3}$$

219. $\int \frac{x^2 dx}{\sqrt{(a^2 - x^2)^3}} = \frac{x}{\sqrt{a^2 - x^2}} - \sin^{-1} \frac{x}{|a|}$
220. $\int \frac{x^3 dx}{\sqrt{a^2 - x^2}} = -\frac{2}{3}(a^2 - x^2)^{3/2} - x^2(a^2 - x^2)^{1/2} = -\frac{1}{3}\sqrt{a^2 - x^2}(x^2 + 2a^2)$
221. $\int \frac{x^3 dx}{\sqrt{(a^2 - x^2)^3}} = 2(a^2 - x^2)^{1/2} + \frac{x^2}{(a^2 - x^2)^{1/2}} = -\frac{a^2}{\sqrt{a^2 - x^2}} + \sqrt{a^2 - x^2}$
222. $\int \frac{dx}{x^3 \sqrt{a^2 - x^2}} = -\frac{\sqrt{a^2 - x^2}}{2a^2 x^2} - \frac{1}{2a^3} \log \frac{a + \sqrt{a^2 - x^2}}{x}$
223. $\int \frac{dx}{x \sqrt{(a^2 - x^2)^3}} = \frac{1}{a^2 \sqrt{a^2 - x^2}} - \frac{1}{a^3} \log \frac{a + \sqrt{a^2 - x^2}}{x}$
224. $\int \frac{dx}{x^2 \sqrt{(a^2 - x^2)^3}} = \frac{1}{a^4} \left[-\frac{\sqrt{a^2 - x^2}}{x} + \sqrt{a^2 - x^2} \right]$
225. $\int \frac{dx}{x^3 \sqrt{(a^2 - x^2)^3}} = -\frac{1}{2a^2 x^2 \sqrt{a^2 - x^2}} + \frac{3}{2a^4 \sqrt{a^2 - x^2}} - \frac{3}{2a^5} \log \frac{a + \sqrt{a^2 - x^2}}{x}$
226. $\int \frac{x^m}{\sqrt{a^2 - x^2}} dx = -\frac{x^{m-1} \sqrt{a^2 - x^2}}{m} + \frac{(m-1)a^2}{m} \int \frac{x^{m-2}}{\sqrt{a^2 - x^2}} dx$
227. $\int \frac{x^{2m}}{\sqrt{a^2 - x^2}} dx = \frac{(2m)!}{(m!)^2} \left[-\sqrt{a^2 - x^2} \sum_{r=1}^m \frac{r!(r-1)!}{2^{2m-2r+1}(2r)!} a^{2m-2r} x^{2r-1} + \frac{a^{2m}}{2^{2m}} \sin^{-1} \frac{x}{|a|} \right]$
228. $\int \frac{x^{2m+1}}{\sqrt{a^2 - x^2}} dx = -\sqrt{a^2 - x^2} \sum_{r=0}^m \frac{(2r)!(m!)^2}{(2m+1)!(r!)^2} (4a^2)^{m-r} x^{2r}$
229. $\int \frac{dx}{x^m \sqrt{a^2 - x^2}} = -\frac{\sqrt{a^2 - x^2}}{(m-1)a^2 x^{m-1}} + \frac{m-2}{(m-1)a^2} \int \frac{dx}{x^{m-2} \sqrt{a^2 - x^2}}$
230. $\int \frac{ax}{x^{2m} \sqrt{a^2 - x^2}} = -\sqrt{a^2 - x^2} \sum_{r=0}^{m-1} \frac{(m-1)!m!(2r)!2^{2m-2r-1}}{(r!)^2(2m)!a^{2m-2r} x^{2r+1}}$
231. $\int \frac{dx}{x^{2m+1} \sqrt{a^2 - x^2}} = \frac{(2m)!}{(m!)^2} \left[-\frac{\sqrt{a^2 - x^2}}{a^2} \sum_{r=1}^m \frac{r!(r-1)!}{2(2r)!(4a^2)^{m-r} x^{2r}} + \frac{1}{2^{2m} a^{2m+1}} \log \frac{a - \sqrt{a^2 - x^2}}{x} \right]$
232. $\int \frac{dx}{(b^2 - x^2)\sqrt{a^2 - x^2}} = \frac{1}{2b\sqrt{a^2 - b^2}} \log \frac{(b\sqrt{a^2 - x^2} + x\sqrt{a^2 - b^2})^2}{b^2 - x^2}, \quad (a^2 > b^2)$
233. $\int \frac{dx}{(b^2 - x^2)\sqrt{a^2 - x^2}} = \frac{1}{b\sqrt{b^2 - a^2}} \tan^{-1} \frac{x\sqrt{b^2 - a^2}}{b\sqrt{a^2 - x^2}}, \quad (b^2 > a^2)$
234. $\int \frac{dx}{(b^2 + x^2)\sqrt{a^2 - x^2}} = \frac{1}{b\sqrt{a^2 + b^2}} \tan^{-1} \frac{x\sqrt{a^2 + b^2}}{b\sqrt{a^2 - x^2}}$
235. $\int \frac{\sqrt{a^2 - x^2}}{b^2 + x^2} dx = \frac{\sqrt{a^2 + b^2}}{|b|} \sin^{-1} \frac{x\sqrt{a^2 + b^2}}{|a|\sqrt{x^2 + b^2}} - \sin^{-1} \frac{x}{|a|}$
236. $\int f(x, \sqrt{a^2 - x^2}) dx = a \int f(a \sin u, a \cos u) \cos u du, \quad \left(u = \sin^{-1} \frac{x}{a}, a > 0 \right)$

FORMS CONTAINING $\sqrt{a + bx + cx^2}$

$$X = a + bx + cx^2, \quad q = 4ac - b^2, \quad \text{and } k = \frac{4c}{q}$$

If $q = 0$, then $\sqrt{X} = \sqrt{c} \left| x + \frac{b}{2c} \right|$

237. $\int \frac{dx}{\sqrt{X}} = \begin{cases} \frac{1}{\sqrt{c}} \log(2\sqrt{cX} + 2cx + b) \\ \text{or} \\ \frac{1}{\sqrt{c}} \sinh^{-1} \frac{2cx+b}{\sqrt{q}}, \quad (c > 0) \end{cases}$
238. $\int \frac{dx}{\sqrt{X}} = -\frac{1}{\sqrt{-c}} \sin^{-1} \frac{2cx+b}{\sqrt{-q}}, \quad (c < 0)$
239. $\int \frac{dx}{X\sqrt{X}} = \frac{2(2cx+b)}{q\sqrt{X}}$
240. $\int \frac{dx}{X^2\sqrt{X}} = \frac{2(2cx+b)}{3q\sqrt{X}} \left(\frac{1}{X} + 2k \right)$

241.
$$\int \frac{dx}{X^n \sqrt{X}} = \begin{cases} \frac{2(2cx+b)\sqrt{X}}{(2n-1)qX^n} + \frac{2k(n-1)}{2n-1} \int \frac{dx}{X^{n-1}\sqrt{X}} \\ \text{or} \\ \frac{(2cx+b)(n!)(n-1)!4^n k^{n-1}}{q[(2n)!]\sqrt{X}} \sum_{r=0}^{n-1} \frac{(2r)!}{(4kX)^r (r!)^2} \end{cases}$$
242.
$$\int \sqrt{X} dx = \frac{(2cx+b)\sqrt{X}}{4c} + \frac{1}{2k} \int \frac{dx}{\sqrt{X}}$$
243.
$$\int X\sqrt{X} dx = \frac{(2cx+b)\sqrt{X}}{8c} \left(X + \frac{3}{2k} \right) + \frac{3}{8k^2} \int \frac{dx}{\sqrt{X}}$$
244.
$$\int X^2\sqrt{X} dx = \frac{(2cx+b)\sqrt{X}}{12c} \left(X^2 + \frac{5X}{4k} + \frac{15}{8k^2} \right) + \frac{5}{16k^3} \int \frac{dx}{\sqrt{X}}$$
245.
$$\int X^n \sqrt{X} dx = \begin{cases} \frac{(2cx+b)X^n \sqrt{X}}{4(n+1)c} + \frac{2n+1}{2(n+1)k} \int X^{n-1} \sqrt{X} dx \\ \text{or} \\ \frac{(2n+2)!}{[(n+1)!]^2 (4k)^{n+1}} \left[\frac{k(2cx+b)\sqrt{X}}{c} \sum_{r=0}^n \frac{r!(r+1)!(4kX)^r}{(2r+2)!} + \int \frac{dx}{\sqrt{X}} \right] \end{cases}$$
246.
$$\int \frac{x dx}{\sqrt{X}} = \frac{\sqrt{X}}{c} - \frac{b}{2c} \int \frac{dx}{\sqrt{X}}$$
247.
$$\int \frac{x dx}{X\sqrt{X}} = -\frac{2(bx+2a)}{q\sqrt{X}}$$
248.
$$\int \frac{x dx}{X^n \sqrt{X}} = -\frac{\sqrt{X}}{(2n-1)cX^n} - \frac{b}{2c} \int \frac{dx}{X^n \sqrt{X}}$$
249.
$$\int \frac{x^2 dx}{\sqrt{X}} = \left(\frac{x}{2c} - \frac{3b}{4c^2} \right) \sqrt{X} + \frac{3b^2 - 4ac}{8c^2} \int \frac{dx}{\sqrt{X}}$$
250.
$$\int \frac{x^2 dx}{X\sqrt{X}} = \frac{(2b^2 - 4ac)x + 2ab}{cq\sqrt{X}} + \frac{1}{c} \int \frac{dx}{\sqrt{X}}$$
251.
$$\int \frac{x^2 dx}{X^n \sqrt{X}} = \frac{(2b^2 - 4ac)x + 2ab}{(2n-1)cq X^{n-1}\sqrt{X}} + \frac{4ac + (2n-3)b^2}{(2n-1)cq} \int \frac{dx}{X^{n-1}\sqrt{X}}$$
252.
$$\int \frac{x^3 dx}{\sqrt{X}} = \left(\frac{x^2}{3c} - \frac{5bx}{12c^2} + \frac{5b^2}{8c^3} - \frac{2a}{3c^2} \right) \sqrt{X} + \left(\frac{3ab}{4c^2} - \frac{5b^3}{16c^3} \right) \int \frac{dx}{\sqrt{X}}$$
253.
$$\int \frac{x^n dx}{\sqrt{X}} = \frac{1}{nc} x^{n-1} \sqrt{X} - \frac{(2n-1)b}{2nc} \int \frac{x^{n-1} dx}{\sqrt{X}} - \frac{(n-1)a}{nc} \int \frac{x^{n-2} dx}{\sqrt{X}}$$
254.
$$\int x\sqrt{X} dx = \frac{X\sqrt{X}}{3c} - \frac{b(2cx+b)}{8c^2} \sqrt{X} - \frac{b}{4ck} \int \frac{dx}{\sqrt{X}}$$
255.
$$\int xX\sqrt{X} dx = \frac{X^2\sqrt{X}}{5c} - \frac{b}{2c} \int X\sqrt{X} dx$$
256.
$$\int xX^n \sqrt{X} dx = \frac{X^{n+1}\sqrt{X}}{(2n+3)c} - \frac{b}{2c} \int X^n \sqrt{X} dx$$
257.
$$\int x^2\sqrt{X} dx = \left(x - \frac{5b}{6c} \right) \frac{X\sqrt{X}}{4c} + \frac{5b^2 - 4ac}{16c^2} \int \sqrt{X} dx$$
258.
$$\int \frac{dx}{x\sqrt{X}} = -\frac{1}{\sqrt{a}} \log \frac{2\sqrt{aX} + bx + 2a}{x}, \quad (a > 0)$$
259.
$$\int \frac{dx}{x\sqrt{X}} = \frac{1}{\sqrt{-a}} \sin^{-1} \left(\frac{bx+2a}{|x|\sqrt{-a}} \right), \quad (a < 0)$$
260.
$$\int \frac{dx}{x\sqrt{X}} = -\frac{2\sqrt{X}}{bx}, \quad (a = 0)$$
261.
$$\int \frac{dx}{x^2\sqrt{X}} = -\frac{\sqrt{X}}{ax} - \frac{b}{2a} \int \frac{dx}{x\sqrt{X}}$$
262.
$$\int \frac{\sqrt{X} dx}{x} = \sqrt{X} + \frac{b}{2} \int \frac{dx}{\sqrt{X}} + a \int \frac{dx}{x\sqrt{X}}$$
263.
$$\int \frac{\sqrt{X} dx}{x^2} = -\frac{\sqrt{X}}{x} + \frac{b}{2} \int \frac{dx}{x\sqrt{X}} + c \int \frac{dx}{\sqrt{X}}$$

FORMS INVOLVING $\sqrt{2ax - x^2}$

264.
$$\int \sqrt{2ax - x^2} dx = \frac{1}{2} \left[(x-a)\sqrt{2ax - x^2} + a^2 \sin^{-1} \frac{x-a}{|a|} \right]$$

$$\begin{aligned}
265. \quad \int \frac{dx}{\sqrt{2ax-x^2}} &= \begin{cases} \cos^{-1} \frac{a-x}{|a|} \\ \text{or} \\ \sin^{-1} \frac{x-a}{|a|} \end{cases} \\
266. \quad \int x^n \sqrt{2ax-x^2} dx &= \begin{cases} -\frac{x^{n-1}(2ax-x^2)^{3/2}}{n+2} + \frac{(2n+1)a}{n+2} \int x^{n-1} \sqrt{2ax-x^2} dx \\ \text{or} \\ \sqrt{2ax-x^2} \left[\frac{x^{n+1}}{n+2} - \sum_{r=0}^n \frac{(2n+1)!(r!)^2 a^{n-r+1}}{2^{n-r}(2r+1)!(n+2)!n!} x^r \right] \\ + \frac{(2n+1)!a^{n+2}}{2^n n!(n+2)!} \sin^{-1} \frac{x-a}{|a|} \end{cases} \\
267. \quad \int \frac{\sqrt{2ax-x^2}}{x^n} dx &= \frac{(2ax-x^2)^{1/2}}{(3-2n)ax^n} + \frac{n-3}{(2n-3)a} \int \frac{\sqrt{2ax-x^2}}{x^{n-1}} dx \\
268. \quad \int \frac{x^n dx}{\sqrt{2ax-x^2}} &= \begin{cases} \frac{-x^{n-1}\sqrt{2ax-x^2}}{n} + \frac{a(2n-1)}{n} \int \frac{x^{n-1}}{\sqrt{2ax-x^2}} dx \\ \text{or} \\ -\sqrt{2ax-x^2} \sum_{r=1}^n \frac{(2n)!r!(r-1)!a^{n-r}}{2^{n-r}(2r)!(n!)^2} x^{r-1} + \frac{(2n)!a^n}{2^n(n!)^2} \sin^{-1} \frac{x-a}{|a|} \end{cases} \\
269. \quad \int \frac{dx}{x^n \sqrt{2ax-x^2}} &= \begin{cases} \frac{\sqrt{2ax-x^2}}{a(1-2n)x^n} + \frac{n-1}{(2n-1)a} \int \frac{dx}{x^{n-1} \sqrt{2ax-x^2}} \\ \text{or} \\ -\sqrt{2ax-x^2} \sum_{r=0}^{n-1} \frac{2^{n-r}(n-1)!n!(2r)!}{(2n)!(r!)^2 a^{n-r}} x^{r+1} \end{cases} \\
270. \quad \int \frac{dx}{(2ax-x^2)^{3/2}} &= \frac{x-a}{a^2 \sqrt{2ax-x^2}} \\
271. \quad \int \frac{x dx}{(2ax-x^2)^{3/2}} &= \frac{x}{a \sqrt{2ax-x^2}}
\end{aligned}$$

MISCELLANEOUS ALGEBRAIC FORMS

$$\begin{aligned}
272. \quad \int \frac{dx}{\sqrt{2ax+x^2}} &= \log(x+a+\sqrt{2ax+x^2}) \\
273. \quad \int \sqrt{ax^2+c} dx &= \frac{x}{2} \sqrt{ax^2+c} + \frac{c}{2\sqrt{a}} \log(x\sqrt{a}+\sqrt{ax^2+c}), \quad (a > 0) \\
274. \quad \int \sqrt{ax^2+c} dx &= \frac{x}{2} \sqrt{ax^2+c} + \frac{c}{2\sqrt{-a}} \sin^{-1}\left(x\sqrt{-\frac{a}{c}}\right), \quad (a < 0) \\
275. \quad \int \sqrt{\frac{1+x}{1-x}} dx &= \sin^{-1} x - \sqrt{1-x^2} \\
276. \quad \int \frac{dx}{x\sqrt{ax^n+c}} &= \begin{cases} \frac{1}{n\sqrt{c}} \log \frac{\sqrt{ax^n+c}-\sqrt{c}}{\sqrt{ax^n+c}+\sqrt{c}} \\ \text{or} \\ \frac{2}{n\sqrt{c}} \log \frac{\sqrt{ax^n+c}-\sqrt{c}}{\sqrt{x^n}}, \quad (c > 0) \end{cases} \\
277. \quad \int \frac{dx}{x\sqrt{ax^n+c}} &= \frac{2}{n\sqrt{-c}} \sec^{-1} \sqrt{-\frac{ax^n}{c}}, \quad (c < 0) \\
278. \quad \int \frac{dx}{\sqrt{ax^2+c}} &= \frac{1}{\sqrt{a}} \log(x\sqrt{a}+\sqrt{ax^2+c}), \quad (a > 0) \\
279. \quad \int \frac{dx}{\sqrt{ax^2+c}} &= \frac{1}{\sqrt{-a}} \sin^{-1}\left(x\sqrt{-\frac{a}{c}}\right), \quad (a < 0) \\
280. \quad \int (ax^2+c)^{m+1/2} dx &= \begin{cases} \frac{x(ax^2+c)^{m+1/2}}{2(m+1)} + \frac{(2m+1)c}{2(m+1)} \int (ax^2+c)^{m-1/2} dx \\ \text{or} \\ x\sqrt{ax^2+c} \sum_{r=0}^m \frac{(2m+1)!(r!)^2 c^{m-r}}{2^{2m-2r+1} m!(m+1)!(2r+1)!} (ax^2+c)^r + \frac{(2m+1)!c^{m+1}}{2^{2m+1} m!(m+1)!} \int \frac{dx}{\sqrt{ax^2+c}} \end{cases} \\
281. \quad \int x(ax^2+c)^{m+\frac{1}{2}} dx &= \frac{(ax^2+c)^{m+\frac{3}{2}}}{(2m+3)a} \\
282. \quad \int \frac{(ax^2+c)^{m+1/2}}{x} dx &= \begin{cases} \frac{(ax^2+c)^{m+1/2}}{2m+1} + c \int \frac{(ax^2+c)^{m-1/2}}{x} dx \\ \text{or} \\ \sqrt{ax^2+c} \sum_{r=0}^m \frac{c^{m-r}(ax^2+c)^r}{2r+1} + c^{m+1} \int \frac{dx}{x\sqrt{ax^2+c}} \end{cases}
\end{aligned}$$

$$\begin{aligned}
283. \quad \int \frac{dx}{(ax^2 + c)^{m+1/2}} &= \begin{cases} \frac{x}{(2m-1)c(ax^2+c)^{m-1/2}} + \frac{2m-2}{(2m-1)c} \int \frac{dx}{(ax^2+c)^{m-1/2}} \\ \text{or} \\ \frac{x}{\sqrt{ax^2+c}} \sum_{r=0}^{m-1} \frac{2^{2m-2r-1}(m-1)!m!(2r)!}{(2m)!(r!)^2 c^{m-r}(ax^2+c)^r} \end{cases} \\
284. \quad \int \frac{dx}{x^m \sqrt{ax^2+c}} &= -\frac{\sqrt{ax^2+c}}{(m-1)cx^{m-1}} - \frac{(m-2)a}{(m-1)c} \int \frac{dx}{x^{m-2} \sqrt{ax^2+c}} \\
285. \quad \int \frac{1+x^2}{(1-x^2)\sqrt{1+x^4}} dx &= \frac{1}{\sqrt{2}} \log \frac{x\sqrt{2} + \sqrt{1+x^4}}{1-x^2} \\
286. \quad \int \frac{1-x^2}{(1+x^2)\sqrt{1+x^4}} dx &= \frac{1}{\sqrt{2}} \tan^{-1} \frac{x\sqrt{2}}{\sqrt{1+x^4}} \\
287. \quad \int \frac{dx}{x\sqrt{x^n+a^2}} &= -\frac{2}{na} \log \frac{a + \sqrt{x^n+a^2}}{\sqrt{x^n}} \\
288. \quad \int \frac{dx}{x\sqrt{x^n-a^2}} &= -\frac{2}{na} \sin^{-1} \frac{a}{\sqrt{x^n}} \\
289. \quad \int \sqrt{\frac{x}{a^3-x^3}} dx &= \frac{2}{3} \sin^{-1} \left(\frac{x}{a}\right)^{3/2}
\end{aligned}$$

FORMS INVOLVING TRIGONOMETRIC FUNCTIONS

$$\begin{aligned}
290. \quad \int (\sin ax) dx &= -\frac{1}{a} \cos ax \\
291. \quad \int (\cos ax) dx &= \frac{1}{a} \sin ax \\
292. \quad \int (\tan ax) dx &= -\frac{1}{a} \log \cos ax = \frac{1}{a} \log \sec ax \\
293. \quad \int (\cot ax) dx &= \frac{1}{a} \log \sin ax = -\frac{1}{a} \log \csc ax \\
294. \quad \int (\sec ax) dx &= \frac{1}{a} \log(\sec ax + \tan ax) = \frac{1}{a} \log \tan \left(\frac{\pi}{4} + \frac{ax}{2}\right) \\
295. \quad \int (\csc ax) dx &= \frac{1}{a} \log(\csc ax - \cot ax) = \frac{1}{a} \log \tan \frac{ax}{2} \\
296. \quad \int (\sin^2 ax) dx &= -\frac{1}{2a} \cos ax \sin ax + \frac{1}{2}x = \frac{1}{2}x - \frac{1}{4a} \sin 2ax \\
297. \quad \int (\sin^3 ax) dx &= -\frac{1}{3a} (\cos ax)(\sin^2 ax + 2) \\
298. \quad \int (\sin^4 ax) dx &= \frac{3x}{8} - \frac{\sin 2ax}{4a} + \frac{\sin 4ax}{32a} \\
299. \quad \int (\sin^n ax) dx &= -\frac{\sin^{n-1} ax \cos ax}{na} + \frac{n-1}{n} \int (\sin^{n-2} ax) dx \\
300. \quad \int (\sin^{2m} ax) dx &= -\frac{\cos ax}{a} \sum_{r=0}^{m-1} \frac{(2m)!(r!)^2}{2^{2m-2r}(2r+1)!(m!)^2} \sin^{2r+1} ax + \frac{(2m)!}{2^{2m}(m!)^2} x \\
301. \quad \int (\sin^{2m+1} ax) dx &= -\frac{\cos ax}{a} \sum_{r=0}^m \frac{2^{2m-2r}(m!)^2(2r)!}{(2m+1)!(r!)^2} \sin^{2r} ax \\
302. \quad \int (\cos^2 ax) dx &= \frac{1}{2a} \sin ax \cos ax + \frac{1}{2}x = \frac{1}{2}x + \frac{1}{4a} \sin 2ax \\
303. \quad \int (\cos^3 ax) dx &= \frac{1}{3a} (\sin ax)(\cos^2 ax + 2) \\
304. \quad \int (\cos^4 ax) dx &= \frac{3x}{8} + \frac{\sin 2ax}{4a} + \frac{\sin 4ax}{32a} \\
305. \quad \int (\cos^n ax) dx &= \frac{1}{na} \cos^{n-1} ax \sin ax + \frac{n-1}{n} \int (\cos^{n-2} ax) dx \\
306. \quad \int (\cos^{2m} ax) dx &= \frac{\sin ax}{a} \sum_{r=0}^{m-1} \frac{(2m)!(r!)^2}{2^{2m-2r}(2r+1)!(m!)^2} \cos^{2r+1} ax + \frac{(2m)!}{2^{2m}(m!)^2} x \\
307. \quad \int (\cos^{2m+1} ax) dx &= \frac{\sin ax}{a} \sum_{r=0}^m \frac{2^{2m-2r}(m!)^2(2r)!}{(2m+1)!(r!)^2} \cos^{2r} ax
\end{aligned}$$

308. $\int \frac{dx}{\sin^2 ax} = \int (\csc^2 ax) dx = -\frac{1}{a} \cot ax$
309. $\int \frac{dx}{\sin^m ax} = \int (\csc^m ax) dx = -\frac{1}{(m-1)a} \cdot \frac{\cos ax}{\sin^{m-1} ax} + \frac{m-2}{m-1} \int \frac{dx}{\sin^{m-2} ax}$
310. $\int \frac{dx}{\sin^{2m} ax} = \int (\csc^{2m} ax) dx = -\frac{1}{a} \cos ax \sum_{r=0}^{m-1} \frac{2^{2m-2r-1} (m-1)! m! (2r)!}{(2m)! (r!)^2 \sin^{2r+1} ax}$
311. $\int \frac{dx}{\sin^{2m+1} ax} = \int (\csc^{2m+1} ax) dx = -\frac{1}{a} \cos ax \sum_{r=0}^{m-1} \frac{(2m)! (r!)^2}{2^{2m-2r} (m!)^2 (2r+1)! \sin^{2r+2} ax} + \frac{1}{a} \cdot \frac{(2m)!}{2^{2m} (m!)^2} \log \tan \frac{ax}{2}$
312. $\int \frac{dx}{\cos^2 ax} = \int (\sec^2 ax) dx = \frac{1}{a} \tan ax$
313. $\int \frac{dx}{\cos^n ax} = \int (\sec^n ax) dx = \frac{1}{(n-1)a} \cdot \frac{\sin ax}{\cos^{n-1} ax} + \frac{n-2}{n-1} \int \frac{dx}{\cos^{n-2} ax}$
314. $\int \frac{dx}{\cos^{2m} ax} = \int (\sec^{2m} ax) dx = \frac{1}{a} \sin ax \sum_{r=0}^{m-1} \frac{2^{2m-2r-1} (m-1)! m! (2r)!}{(2m)! (r!)^2 \cos^{2r+1} ax}$
315. $\int \frac{dx}{\cos^{2m+1} ax} = \int (\sec^{2m+1} ax) dx = \frac{1}{a} \sin ax \sum_{r=0}^{m-1} \frac{(2m)! (r!)^2}{2^{2m-2r} (m!)^2 (2r+1)! \cos^{2r+2} ax} + \frac{1}{a} \cdot \frac{(2m)!}{2^{2m} (m!)^2} \log(\sec ax + \tan ax)$
316. $\int (\sin mx)(\sin nx) dx = \frac{\sin(m-n)x}{2(m-n)} - \frac{\sin(m+n)x}{2(m+n)}, \quad (m^2 \neq n^2)$
317. $\int (\cos mx)(\cos nx) dx = \frac{\sin(m-n)x}{2(m-n)} + \frac{\sin(m+n)x}{2(m+n)}, \quad (m^2 \neq n^2)$
318. $\int (\sin ax)(\cos ax) dx = \frac{1}{2a} \sin^2 ax$
319. $\int (\sin mx)(\cos nx) dx = -\frac{\cos(m-n)x}{2(m-n)} - \frac{\cos(m+n)x}{2(m+n)}, \quad (m^2 \neq n^2)$
320. $\int (\sin^2 ax)(\cos^2 ax) dx = -\frac{1}{32a} \sin 4ax + \frac{x}{8}$
321. $\int (\sin ax)(\cos^m ax) dx = -\frac{\cos^{m+1} ax}{(m+1)a}$
322. $\int (\sin^m ax)(\cos ax) dx = \frac{\sin^{m+1} ax}{(m+1)a}$
323. $\int (\cos^m ax)(\sin^n ax) dx = \begin{cases} \frac{\cos^{m-1} ax \sin^{n+1} ax}{(m+n)a} + \frac{m-1}{m+n} \int (\cos^{m-2} ax)(\sin^n ax) dx \\ \text{or} \\ -\frac{\sin^{n-1} ax \cos^{m+1} ax}{(m+n)a} + \frac{n-1}{m+n} \int (\cos^m ax)(\sin^{n-2} ax) dx \end{cases}$
324. $\int \frac{\cos^m ax}{\sin^n ax} dx = \begin{cases} -\frac{\cos^{m+1} ax}{(n-1)a \sin^{n-1} ax} - \frac{m-n+2}{n-1} \int \frac{\cos^m ax}{\sin^{n-2} ax} dx \\ \text{or} \\ \frac{\cos^{m-1} ax}{a(m-n) \sin^{n-1} ax} + \frac{m-1}{m-n} \int \frac{\cos^{m-2} ax}{\sin^n ax} dx \end{cases}$
325. $\int \frac{\sin^m ax}{\cos^n ax} dx = \begin{cases} \frac{\sin^{m+1} ax}{a(n-1) \cos^{n-1} ax} - \frac{m-n+2}{n-1} \int \frac{\sin^m ax}{\cos^{n-2} ax} dx \\ \text{or} \\ -\frac{\sin^{m-1} ax}{a(m-n) \cos^{n-1} ax} + \frac{m-1}{m-n} \int \frac{\sin^{m-2} ax}{\cos^n ax} dx \end{cases}$
326. $\int \frac{\sin ax}{\cos^2 ax} dx = \frac{1}{a \cos ax} = \frac{\sec ax}{a}$
327. $\int \frac{\sin^2 ax}{\cos ax} dx = -\frac{1}{a} \sin ax + \frac{1}{a} \log \tan \left(\frac{\pi}{4} + \frac{ax}{2} \right)$
328. $\int \frac{\cos ax}{\sin^2 ax} dx = -\frac{1}{a \sin ax} = -\frac{\csc ax}{a}$
329. $\int \frac{dx}{(\sin ax)(\cos ax)} = \frac{1}{a} \log \tan ax$
330. $\int \frac{dx}{(\sin ax)(\cos^2 ax)} = \frac{1}{a} \left(\sec ax + \log \tan \frac{ax}{2} \right)$
331. $\int \frac{dx}{(\sin ax)(\cos^n ax)} = \frac{1}{a(n-1) \cos^{n-1} ax} + \int \frac{dx}{(\sin ax)(\cos^{n-2} ax)}$

332.
$$\int \frac{dx}{(\sin^2 ax)(\cos ax)} = -\frac{1}{a} \csc ax + \frac{1}{a} \log \tan \left(\frac{\pi}{4} + \frac{ax}{2} \right)$$
333.
$$\int \frac{dx}{(\sin^2 ax)(\cos^2 ax)} = -\frac{2}{a} \cot 2ax$$
334.
$$\int \frac{dx}{\sin^m ax \cos^n ax} = \begin{cases} -\frac{1}{a(m-1)(\sin^{m-1} ax)(\cos^{n-1} ax)} \\ \quad + \frac{m+n-2}{m-1} \int \frac{dx}{(\sin^{m-2} ax)(\cos^n ax)} \\ \text{or} \\ \frac{1}{a(n-1)\sin^{m-1} ax \cos^{n-1} ax} + \frac{m+n-2}{n-1} \int \frac{dx}{\sin^m ax \cos^{n-2} ax} \end{cases}$$
335.
$$\int \sin(a+bx) dx = -\frac{1}{b} \cos(a+bx)$$
336.
$$\int \cos(a+bx) dx = \frac{1}{b} \sin(a+bx)$$
337.
$$\int \frac{dx}{1 \pm \sin ax} = \mp \frac{1}{a} \tan \left(\frac{\pi}{4} \mp \frac{ax}{2} \right)$$
338.
$$\int \frac{dx}{1 + \cos ax} = \frac{1}{a} \tan \frac{ax}{2}$$
339.
$$\int \frac{dx}{1 - \cos ax} = -\frac{1}{a} \cot \frac{ax}{2}$$
340.
$$\int \frac{dx}{a + b \sin x} = \begin{cases} \frac{2}{\sqrt{a^2-b^2}} \tan^{-1} \frac{a \tan \frac{x}{2} + b}{\sqrt{a^2-b^2}} \\ \text{or} \\ \frac{1}{\sqrt{b^2-a^2}} \log \frac{a \tan \frac{x}{2} + b - \sqrt{b^2-a^2}}{a \tan \frac{x}{2} + b + \sqrt{b^2-a^2}} \end{cases}$$
341.
$$\int \frac{dx}{a + b \cos x} = \begin{cases} \frac{2}{\sqrt{a^2-b^2}} \tan^{-1} \frac{\sqrt{a^2-b^2} \tan \frac{x}{2}}{a+b} \\ \text{or} \\ \frac{1}{\sqrt{b^2-a^2}} \log \left(\frac{\sqrt{b^2-a^2} \tan \frac{x}{2} + a + b}{\sqrt{b^2-a^2} \tan \frac{x}{2} - a - b} \right) \end{cases}$$
342.
$$\int \frac{dx}{a + b \sin x + c \cos x} = \begin{cases} \frac{1}{\sqrt{b^2+c^2-a^2}} \log \frac{b - \sqrt{b^2+c^2-a^2} + (a-c) \tan \frac{x}{2}}{b + \sqrt{b^2+c^2-a^2} + (a-c) \tan \frac{x}{2}}, & \text{if } a^2 < b^2 + c^2, a \neq c \\ \text{or} \\ \frac{2}{\sqrt{a^2-b^2-c^2}} \tan^{-1} \frac{b+(a-c) \tan \frac{x}{2}}{\sqrt{a^2-b^2-c^2}}, & \text{if } a^2 > b^2 + c^2 \\ \text{or} \\ \frac{1}{a} \left[\frac{a-(b+c) \cos x - (b-c) \sin x}{a-(b-c) \cos x + (b+c) \sin x} \right], & \text{if } a^2 = b^2 + c^2, a \neq c. \end{cases}$$
343.
$$\int \frac{\sin^2 x dx}{a + b \cos^2 x} = \frac{1}{b} \sqrt{\frac{a+b}{a}} \tan^{-1} \left(\sqrt{\frac{a}{a+b}} \tan x \right) - \frac{x}{b}, \quad (ab > 0, \text{ or } |a| > |b|)$$
344.
$$\int \frac{dx}{a^2 \cos^2 x + b^2 \sin^2 x} = \frac{1}{ab} \tan^{-1} \left(\frac{b \tan x}{a} \right)$$
345.
$$\int \frac{\cos^2 cx}{a^2 + b^2 \sin^2 cx} dx = \frac{\sqrt{a^2+b^2}}{ab^2c} \tan^{-1} \frac{\sqrt{a^2+b^2} \tan cx}{a} - \frac{x}{b^2}$$
346.
$$\int \frac{\sin cx \cos cx}{a \cos^2 cx + b \sin^2 cx} dx = \frac{1}{2c(b-a)} \log(a \cos^2 cx + b \sin^2 cx)$$
347.
$$\int \frac{\cos cx}{a \cos cx + b \sin cx} dx = \int \frac{dx}{a + b \tan cx} = \frac{1}{c(a^2 + b^2)} [acx + b \log(a \cos cx + b \sin cx)]$$
348.
$$\int \frac{\sin cx}{a \sin cx + b \cos cx} dx = \int \frac{dx}{a + b \cot cx} = \frac{1}{c(a^2 + b^2)} [acx - b \log(a \sin cx + b \cos cx)]$$
349.
$$\int \frac{dx}{a \cos^2 x + 2b \cos x \sin x + c \sin^2 x} = \begin{cases} \frac{1}{2\sqrt{b^2-ac}} \log \frac{c \tan x + b - \sqrt{b^2-ac}}{c \tan x + b + \sqrt{b^2-ac}}, & (b^2 > ac) \\ \text{or} \\ \frac{1}{\sqrt{ac-b^2}} \tan^{-1} \frac{c \tan x + b}{\sqrt{ac-b^2}}, & (b^2 < ac) \\ \text{or} \\ -\frac{1}{c \tan x + b}, & (b^2 = ac) \end{cases}$$

350. $\int \frac{\sin ax}{1 \pm \sin ax} dx = \pm x + \frac{1}{a} \tan \left(\frac{\pi}{4} \mp \frac{ax}{2} \right)$
351. $\int \frac{dx}{(\sin ax)(1 \pm \sin ax)} = \frac{1}{a} \tan \left(\frac{\pi}{4} \mp \frac{ax}{2} \right) + \frac{1}{a} \log \tan \frac{ax}{2}$
352. $\int \frac{dx}{(1 + \sin ax)^2} = -\frac{1}{2a} \tan \left(\frac{\pi}{4} - \frac{ax}{2} \right) - \frac{1}{6a} \tan^3 \left(\frac{\pi}{4} - \frac{ax}{2} \right)$
353. $\int \frac{dx}{(1 - \sin ax)^2} = \frac{1}{2a} \cot \left(\frac{\pi}{4} - \frac{ax}{2} \right) + \frac{1}{6a} \cot^3 \left(\frac{\pi}{4} - \frac{ax}{2} \right)$
354. $\int \frac{\sin ax}{(1 + \sin ax)^2} dx = -\frac{1}{2a} \tan \left(\frac{\pi}{4} - \frac{ax}{2} \right) + \frac{1}{6a} \tan^3 \left(\frac{\pi}{4} - \frac{ax}{2} \right)$
355. $\int \frac{\sin ax}{(1 - \sin ax)^2} dx = -\frac{1}{2a} \cot \left(\frac{\pi}{4} - \frac{ax}{2} \right) + \frac{1}{6a} \cot^3 \left(\frac{\pi}{4} - \frac{ax}{2} \right)$
356. $\int \frac{\sin x dx}{a + b \sin x} = \frac{x}{b} - \frac{a}{b} \int \frac{dx}{a + b \sin x}$
357. $\int \frac{dx}{(\sin x)(a + b \sin x)} = \frac{1}{a} \log \tan \frac{x}{2} - \frac{b}{a} \int \frac{dx}{a + b \sin x}$
358. $\int \frac{dx}{(a + b \sin x)^2} = \frac{1}{(a^2 - b^2)(a + b \sin x)} + \frac{a}{a^2 - b^2} \int \frac{dx}{a + b \sin x}$
359. $\int \frac{\sin x dx}{(a + b \sin x)^2} = \frac{1}{(b^2 - a^2)(a + b \sin x)} + \frac{b}{b^2 - a^2} \int \frac{dx}{a + b \sin x}$
360. $\int \frac{dx}{a^2 + b^2 \sin^2 cx} = \frac{1}{ac\sqrt{a^2 + b^2}} \tan^{-1} \frac{\sqrt{a^2 + b^2} \tan cx}{a}$
361. $\int \frac{dx}{a^2 - b^2 \sin^2 cx} = \begin{cases} \frac{1}{ac\sqrt{a^2 - b^2}} \tan^{-1} \frac{\sqrt{a^2 - b^2} \tan cx}{a}, & (a^2 > b^2) \\ \text{or} \\ \frac{1}{2ac\sqrt{b^2 - a^2}} \log \frac{\sqrt{b^2 - a^2} \tan cx + a}{\sqrt{b^2 - a^2} \tan cx - a}, & (a^2 < b^2) \end{cases}$
362. $\int \frac{\cos ax}{1 + \cos ax} dx = x - \frac{1}{a} \tan \frac{ax}{2}$
363. $\int \frac{\cos ax}{1 - \cos ax} dx = -x - \frac{1}{a} \cot \frac{ax}{2}$
364. $\int \frac{dx}{(\cos ax)(1 + \cos ax)} = \frac{1}{a} \log \tan \left(\frac{\pi}{4} + \frac{ax}{2} \right) - \frac{1}{a} \tan \frac{ax}{2}$
365. $\int \frac{dx}{(\cos ax)(1 - \cos ax)} = \frac{1}{a} \log \tan \left(\frac{\pi}{4} + \frac{ax}{2} \right) - \frac{1}{a} \cot \frac{ax}{2}$
366. $\int \frac{dx}{(1 + \cos ax)^2} = \frac{1}{2a} \tan \frac{ax}{2} + \frac{1}{6a} \tan^3 \frac{ax}{2}$
367. $\int \frac{dx}{(1 - \cos ax)^2} = -\frac{1}{2a} \cot \frac{ax}{2} - \frac{1}{6a} \cot^3 \frac{ax}{2}$
368. $\int \frac{\cos ax}{(1 + \cos ax)^2} dx = \frac{1}{2a} \tan \frac{ax}{2} - \frac{1}{6a} \tan^3 \frac{ax}{2}$
369. $\int \frac{\cos ax}{(1 - \cos ax)^2} dx = \frac{1}{2a} \cot \frac{ax}{2} - \frac{1}{6a} \cot^3 \frac{ax}{2}$
370. $\int \frac{\cos x dx}{a + b \cos x} = \frac{x}{b} - \frac{a}{b} \int \frac{dx}{a + b \cos x}$
371. $\int \frac{dx}{(\cos x)(a + b \cos x)} = \frac{1}{a} \log \tan \left(\frac{x}{2} + \frac{\pi}{4} \right) - \frac{b}{a} \int \frac{dx}{a + b \cos x}$
372. $\int \frac{dx}{(a + b \cos x)^2} = \frac{1}{(b^2 - a^2)(a + b \cos x)} - \frac{a}{b^2 - a^2} \int \frac{dx}{a + b \cos x}$
373. $\int \frac{\cos x}{(a + b \cos x)^2} dx = \frac{1}{(a^2 - b^2)(a + b \cos x)} - \frac{a}{a^2 - b^2} \int \frac{dx}{a + b \cos x}$
374. $\int \frac{dx}{a^2 + b^2 - 2ab \cos cx} = \frac{2}{c(a^2 - b^2)} \tan^{-1} \left(\frac{a + b}{a - b} \tan \frac{cx}{2} \right)$
375. $\int \frac{dx}{a^2 + b^2 \cos^2 cx} = \frac{1}{ac\sqrt{a^2 + b^2}} \tan^{-1} \frac{a \tan cx}{\sqrt{a^2 + b^2}}$
376. $\int \frac{dx}{a^2 - b^2 \cos^2 cx} = \begin{cases} \frac{1}{ac\sqrt{a^2 - b^2}} \tan^{-1} \frac{a \tan cx}{\sqrt{a^2 - b^2}}, & (a^2 > b^2) \\ \text{or} \\ \frac{1}{2ac\sqrt{b^2 - a^2}} \log \frac{a \tan cx - \sqrt{b^2 - a^2}}{a \tan cx + \sqrt{b^2 - a^2}}, & (b^2 > a^2) \end{cases}$

377. $\int \frac{\sin ax}{1 \pm \cos ax} dx = \mp \frac{1}{a} \log(1 \pm \cos ax)$
378. $\int \frac{\cos ax}{1 \pm \sin ax} dx = \pm \frac{1}{a} \log(1 \pm \sin ax)$
379. $\int \frac{dx}{(\sin ax)(1 \pm \cos ax)} = \pm \frac{1}{2a(1 \pm \cos ax)} + \frac{1}{2a} \log \tan \frac{ax}{2}$
380. $\int \frac{dx}{(\cos ax)(1 \pm \sin ax)} = \mp \frac{1}{2a(1 \pm \sin ax)} + \frac{1}{2a} \log \tan \left(\frac{\pi}{4} + \frac{ax}{2} \right)$
381. $\int \frac{\sin ax}{(\cos ax)(1 \pm \cos ax)} dx = \frac{1}{a} \log(\sec ax \pm 1)$
382. $\int \frac{\cos ax}{(\sin ax)(1 \pm \sin ax)} dx = -\frac{1}{a} \log(\csc ax \pm 1)$
383. $\int \frac{\sin ax}{(\cos ax)(1 \pm \sin ax)} dx = \frac{1}{2a(1 \pm \sin ax)} \pm \frac{1}{2a} \log \tan \left(\frac{\pi}{4} + \frac{ax}{2} \right)$
384. $\int \frac{\cos ax}{(\sin ax)(1 \pm \cos ax)} dx = -\frac{1}{2a(1 \pm \cos ax)} \pm \frac{1}{2a} \log \tan \frac{ax}{2}$
385. $\int \frac{dx}{\sin ax \pm \cos ax} = \frac{1}{a\sqrt{2}} \log \tan \left(\frac{ax}{2} \pm \frac{\pi}{8} \right)$
386. $\int \frac{dx}{(\sin ax \pm \cos ax)^2} = \frac{1}{2a} \tan \left(ax \mp \frac{\pi}{4} \right)$
387. $\int \frac{dx}{1 + \cos ax \pm \sin ax} = \pm \frac{1}{a} \log \left(1 \pm \tan \frac{ax}{2} \right)$
388. $\int \frac{dx}{a^2 \cos^2 cx - b^2 \sin^2 cx} = \frac{1}{2abc} \log \frac{b \tan cx + a}{b \tan cx - a}$
389. $\int x(\sin ax) dx = \frac{1}{a^2} \sin ax - \frac{x}{a} \cos ax$
390. $\int x^2(\sin ax) dx = \frac{2x}{a^2} \sin ax - \frac{a^2 x^2 - 2}{a^3} \cos ax$
391. $\int x^3(\sin ax) dx = \frac{3a^2 x^2 - 6}{a^4} \sin ax - \frac{a^2 x^3 - 6x}{a^3} \cos ax$
392. $\int x^m \sin ax dx = \begin{cases} -\frac{1}{a} x^m \cos ax + \frac{m}{a} \int x^{m-1} \cos ax dx \\ \text{or} \\ \cos ax \sum_{r=0}^{\lfloor \frac{m}{2} \rfloor} (-1)^{r+1} \frac{m!}{(m-2r)!} \cdot \frac{x^{m-2r}}{a^{2r+1}} \\ + \sin ax \sum_{r=0}^{\lfloor \frac{m-1}{2} \rfloor} (-1)^r \frac{m!}{(m-2r-1)!} \cdot \frac{x^{m-2r-1}}{a^{2r+2}} \end{cases}$
- Note: [s] means greatest integer $\leq s$; Thus [3.5] means 3; [5] = 5, $[\frac{1}{2}] = 0$.
393. $\int x(\cos ax) dx = \frac{1}{a^2} \cos ax + \frac{x}{a} \sin ax$
394. $\int x^2(\cos ax) dx = \frac{2x \cos ax}{a^2} + \frac{a^2 x^2 - 2}{a^3} \sin ax$
395. $\int x^3(\cos ax) dx = \frac{3a^2 x^2 - 6}{a^4} \cos ax + \frac{a^2 x^3 - 6x}{a^3} \sin ax$
396. $\int x^m(\cos ax) dx = \begin{cases} \frac{x^m \sin ax}{a} - \frac{m}{a} \int x^{m-1} \sin ax dx \\ \text{or} \\ \sin ax \sum_{r=0}^{\lfloor m/2 \rfloor} (-1)^r \frac{m!}{(m-2r)!} \cdot \frac{x^{m-2r}}{a^{2r+1}} \\ + \cos ax \sum_{r=0}^{\lfloor (m-1)/2 \rfloor} (-1)^r \frac{m!}{(m-2r-1)!} \cdot \frac{x^{m-2r-1}}{a^{2r+2}} \end{cases}$
- Note: [s] means greatest integer $\leq s$; Thus [3.5] means 3; [5] = 5, $[\frac{1}{2}] = 0$.
397. $\int \frac{\sin ax}{x} dx = \sum_{n=0}^r (-1)^n \frac{(ax)^{2n+1}}{(2n+1)(2n+1)!}$
398. $\int \frac{\cos ax}{x} dx = \log x + \sum_{n=1}^r (-1)^n \frac{(ax)^{2n}}{2n(2n)!}$
399. $\int x(\sin^2 ax) dx = \frac{x^2}{4} - \frac{x \sin 2ax}{4a} - \frac{\cos 2ax}{8a^2}$
400. $\int x^2(\sin^2 ax) dx = \frac{x^3}{6} - \left(\frac{x^2}{4a} - \frac{1}{8a^3} \right) \sin 2ax - \frac{x \cos 2ax}{4a^2}$
401. $\int x(\sin^3 ax) dx = \frac{x \cos 3ax}{12a} - \frac{\sin 3ax}{36a^2} - \frac{3x \cos ax}{4a} + \frac{3 \sin ax}{4a^2}$

402. $\int x(\cos^2 ax) dx = \frac{x^2}{4} + \frac{x \sin 2ax}{4a} + \frac{\cos 2ax}{8a^2}$
403. $\int x^2(\cos^2 ax) dx = \frac{x^3}{6} + \left(\frac{x^2}{4a} - \frac{1}{8a^3}\right) \sin 2ax + \frac{x \cos 2ax}{4a^2}$
404. $\int x(\cos^3 ax) dx = \frac{x \sin 3ax}{12a} + \frac{\cos 3ax}{36a^2} + \frac{3x \sin ax}{4a} + \frac{3 \cos ax}{4a^2}$
405. $\int \frac{\sin ax}{x^m} dx = -\frac{\sin ax}{(m-1)x^{m-1}} + \frac{a}{m-1} \int \frac{\cos ax}{x^{m-1}} dx$
406. $\int \frac{\cos ax}{x^m} dx = -\frac{\cos ax}{(m-1)x^{m-1}} - \frac{a}{m-1} \int \frac{\sin ax}{x^{m-1}} dx$
407. $\int \frac{x}{1 \pm \sin ax} dx = \mp \frac{x \cos ax}{a(1 \pm \sin ax)} + \frac{1}{a^2} \log(1 \pm \sin ax)$
408. $\int \frac{x}{1 + \cos ax} dx = \frac{x}{a} \tan \frac{ax}{2} + \frac{2}{a^2} \log \cos \frac{ax}{2}$
409. $\int \frac{x}{1 - \cos ax} dx = -\frac{x}{a} \cot \frac{ax}{2} + \frac{2}{a^2} \log \sin \frac{ax}{2}$
410. $\int \frac{x + \sin x}{1 + \cos x} dx = x \tan \frac{x}{2}$
411. $\int \frac{x - \sin x}{1 - \cos x} dx = -x \cot \frac{x}{2}$
412. $\int \sqrt{1 - \cos ax} dx = -\frac{2 \sin ax}{a\sqrt{1 - \cos ax}} = -\frac{2\sqrt{2}}{a} \cos\left(\frac{ax}{2}\right)$
413. $\int \sqrt{1 + \cos ax} dx = \frac{2 \sin ax}{a\sqrt{1 + \cos ax}} = \frac{2\sqrt{2}}{a} \sin\left(\frac{ax}{2}\right)$
414. $\int \sqrt{1 + \sin x} dx = \pm 2 \left(\sin \frac{x}{2} - \cos \frac{x}{2}\right)$,
[use + if $(8k-1)\frac{\pi}{2} < x \leq (8k+3)\frac{\pi}{2}$, otherwise -; k an integer]
415. $\int \sqrt{1 - \sin x} dx = \pm 2 \left(\sin \frac{x}{2} + \cos \frac{x}{2}\right)$,
[use + if $(8k-3)\frac{\pi}{2} < x \leq (8k+1)\frac{\pi}{2}$, otherwise -; k an integer]
416. $\int \frac{dx}{\sqrt{1 - \cos x}} = \pm\sqrt{2} \log \tan \frac{x}{4}$,
[use + if $4k\pi < x < (4k+2)\pi$, otherwise -; k an integer]
417. $\int \frac{dx}{\sqrt{1 + \cos x}} = \pm\sqrt{2} \log \tan \left(\frac{x+\pi}{4}\right)$,
[use + if $(4k-1)\pi < x < (4k+1)\pi$, otherwise -; k an integer]
418. $\int \frac{dx}{\sqrt{1 - \sin x}} = \pm\sqrt{2} \log \tan \left(\frac{x}{4} - \frac{\pi}{8}\right)$,
[use + if $(8k+1)\frac{\pi}{2} < x < (8k+5)\frac{\pi}{2}$, otherwise -; k an integer]
419. $\int \frac{dx}{\sqrt{1 + \sin x}} = \pm\sqrt{2} \log \tan \left(\frac{x}{4} + \frac{\pi}{8}\right)$,
[use + if $(8k-1)\frac{\pi}{2} < x < (8k+3)\frac{\pi}{2}$, otherwise -; k an integer]
420. $\int (\tan^2 ax) dx = \frac{1}{a} \tan ax - x$
421. $\int (\tan^3 ax) dx = \frac{1}{2a} \tan^2 ax + \frac{1}{a} \log \cos ax$
422. $\int (\tan^4 ax) dx = \frac{\tan^3 ax}{3a} - \frac{1}{a} \tan ax + x$
423. $\int (\tan^n ax) dx = \frac{\tan^{n-1} ax}{a(n-1)} - \int (\tan^{n-2} ax) dx$
424. $\int (\cot^2 ax) dx = -\frac{1}{a} \cot ax - x$
425. $\int (\cot^3 ax) dx = -\frac{1}{2a} \cot^2 ax - \frac{1}{a} \log \sin ax$
426. $\int (\cot^4 ax) dx = -\frac{1}{3a} \cot^3 ax + \frac{1}{a} \cot ax + x$
427. $\int (\cot^n ax) dx = -\frac{\cot^{n-1} ax}{a(n-1)} - \int (\cot^{n-2} ax) dx$
428. $\int \frac{x}{\sin^2 ax} dx = \int x(\csc^2 ax) dx = -\frac{x \cot ax}{a} + \frac{1}{a^2} \log \sin ax$

429. $\int \frac{x}{\sin^n ax} dx = \int x(\csc^n ax) dx = -\frac{x \cos ax}{a(n-1) \sin^{n-1} ax} - \frac{1}{a^2(n-1)(n-2) \sin^{n-2} ax} + \frac{(n-2)}{(n-1)} \int \frac{x}{\sin^{n-2} ax} dx$
430. $\int \frac{x}{\cos^2 ax} dx = \int x(\sec^2 ax) dx = \frac{1}{a} x \tan ax + \frac{1}{a^2} \log \cos ax$
431. $\int \frac{x}{\cos^n ax} dx = \int x(\sec^n ax) dx = \frac{x \sin ax}{a(n-1) \cos^{n-1} ax} - \frac{1}{a^2(n-1)(n-2) \cos^{n-2} ax} + \frac{n-2}{n-1} \int \frac{x}{\cos^{n-2} ax} dx$
432. $\int \frac{\sin ax}{\sqrt{1+b^2 \sin^2 ax}} dx = -\frac{1}{ab} \sin^{-1} \frac{b \cos ax}{\sqrt{1+b^2}}$
433. $\int \frac{\sin ax}{\sqrt{1-b^2 \sin^2 ax}} dx = -\frac{1}{ab} \log(b \cos ax + \sqrt{1-b^2 \sin^2 ax})$
434. $\int (\sin ax) \sqrt{1+b^2 \sin^2 ax} dx = -\frac{\cos ax}{2a} \sqrt{1+b^2 \sin^2 ax} - \frac{1+b^2}{2ab} \sin^{-1} \frac{b \cos ax}{\sqrt{1+b^2}}$
435. $\int (\sin ax) \sqrt{1-b^2 \sin^2 ax} dx = -\frac{\cos ax}{2a} \sqrt{1-b^2 \sin^2 ax} - \frac{1-b^2}{2ab} \log(b \cos ax + \sqrt{1-b^2 \sin^2 ax})$
436. $\int \frac{\cos ax}{\sqrt{1+b^2 \sin^2 ax}} dx = \frac{1}{ab} \log(b \sin ax + \sqrt{1+b^2 \sin^2 ax})$
437. $\int \frac{\cos ax}{\sqrt{1-b^2 \sin^2 ax}} dx = \frac{1}{ab} \sin^{-1}(b \sin ax)$
438. $\int (\cos ax) \sqrt{1+b^2 \sin^2 ax} dx = \frac{\sin ax}{2a} \sqrt{1+b^2 \sin^2 ax} + \frac{1}{2ab} \log(b \sin ax + \sqrt{1+b^2 \sin^2 ax})$
439. $\int (\cos ax) \sqrt{1-b^2 \sin^2 ax} dx = \frac{\sin ax}{2a} \sqrt{1-b^2 \sin^2 ax} + \frac{1}{2ab} \sin^{-1}(b \sin ax)$
440. $\int \frac{dx}{\sqrt{a+b \tan^2 cx}} = \frac{\pm 1}{c\sqrt{a-b}} \sin^{-1} \left(\sqrt{\frac{a-b}{a}} \sin cx \right), \quad (a > |b|)$
 [use + if $(2k-1)\frac{\pi}{2} < x \leq (2k+1)\frac{\pi}{2}$, otherwise -; k an integer]

FORMS INVOLVING INVERSE TRIGONOMETRIC FUNCTIONS

441. $\int (\sin^{-1} ax) dx = x \sin^{-1} ax + \frac{\sqrt{1-a^2x^2}}{a}$
442. $\int (\cos^{-1} ax) dx = x \cos^{-1} ax - \frac{\sqrt{1-a^2x^2}}{a}$
443. $\int (\tan^{-1} ax) dx = x \tan^{-1} ax - \frac{1}{2a} \log(1+a^2x^2)$
444. $\int (\cot^{-1} ax) dx = x \cot^{-1} ax + \frac{1}{2a} \log(1+a^2x^2)$
445. $\int (\sec^{-1} ax) dx = x \sec^{-1} ax - \frac{1}{a} \log(ax + \sqrt{a^2x^2-1})$
446. $\int (\csc^{-1} ax) dx = x \csc^{-1} ax + \frac{1}{a} \log(ax + \sqrt{a^2x^2-1})$
447. $\int \left(\sin^{-1} \frac{x}{a} \right) dx = x \sin^{-1} \frac{x}{a} + \sqrt{a^2-x^2}, \quad (a > 0)$
448. $\int \left(\cos^{-1} \frac{x}{a} \right) dx = x \cos^{-1} \frac{x}{a} - \sqrt{a^2-x^2}, \quad (a > 0)$
449. $\int \left(\tan^{-1} \frac{x}{a} \right) dx = x \tan^{-1} \frac{x}{a} - \frac{a}{2} \log(a^2+x^2)$
450. $\int \left(\cot^{-1} \frac{x}{a} \right) dx = x \cot^{-1} \frac{x}{a} + \frac{a}{2} \log(a^2+x^2)$
451. $\int x [\sin^{-1}(ax)] dx = \frac{1}{4a^2} [(2a^2x^2-1) \sin^{-1}(ax) + ax \sqrt{1-a^2x^2}]$
452. $\int x [\cos^{-1}(ax)] dx = \frac{1}{4a^2} [(2a^2x^2-1) \cos^{-1}(ax) - ax \sqrt{1-a^2x^2}]$
453. $\int x^n [\sin^{-1}(ax)] dx = \frac{x^{n+1}}{n+1} \sin^{-1}(ax) - \frac{a}{n+1} \int \frac{x^{n+1} dx}{\sqrt{1-a^2x^2}}, \quad (n \neq -1)$
454. $\int x^n [\cos^{-1}(ax)] dx = \frac{x^{n+1}}{n+1} \cos^{-1}(ax) + \frac{a}{n+1} \int \frac{x^{n+1} dx}{\sqrt{1-a^2x^2}}, \quad (n \neq -1)$

$$455. \int x(\tan^{-1} ax) dx = \frac{1+a^2x^2}{2a^2} \tan^{-1} ax - \frac{x}{2a}$$

$$456. \int x^n(\tan^{-1} ax) dx = \frac{x^{n+1}}{n+1} \tan^{-1} ax - \frac{a}{n+1} \int \frac{x^{n+1}}{1+a^2x^2} dx$$

$$457. \int x(\cot^{-1} ax) dx = \frac{1+a^2x^2}{2a^2} \cot^{-1} ax + \frac{x}{2a}$$

$$458. \int x^n(\cot^{-1} ax) dx = \frac{x^{n+1}}{n+1} \cot^{-1} ax + \frac{a}{n+1} \int \frac{x^{n+1}}{1+a^2x^2} dx$$

$$459. \int \frac{\sin^{-1}(ax)}{x^2} dx = a \log \left(\frac{1-\sqrt{1-a^2x^2}}{x} \right) - \frac{\sin^{-1}(ax)}{x}$$

$$460. \int \frac{\cos^{-1}(ax) dx}{x^2} = -\frac{1}{x} \cos^{-1}(ax) + a \log \frac{1+\sqrt{1-a^2x^2}}{x}$$

$$461. \int \frac{\tan^{-1}(ax) dx}{x^2} = -\frac{1}{x} \tan^{-1}(ax) - \frac{a}{2} \log \frac{1+a^2x^2}{x^2}$$

$$462. \int \frac{\cot^{-1} ax}{x^2} dx = -\frac{1}{x} \cot^{-1} ax - \frac{a}{2} \log \frac{x^2}{a^2x^2+1}$$

$$463. \int (\sin^{-1} ax)^2 dx = x(\sin^{-1} ax)^2 - 2x + \frac{2\sqrt{1-a^2x^2}}{a} \sin^{-1} ax$$

$$464. \int (\cos^{-1} ax)^2 dx = x(\cos^{-1} ax)^2 - 2x - \frac{2\sqrt{1-a^2x^2}}{a} \cos^{-1} ax$$

$$465. \int (\sin^{-1} ax)^n dx = \begin{cases} x(\sin^{-1} ax)^n + \frac{n\sqrt{1-a^2x^2}}{a} (\sin^{-1} ax)^{n-1} \\ \quad - n(n-1) \int (\sin^{-1} ax)^{n-2} dx \\ \text{or} \\ \sum_{r=0}^{[n/2]} (-1)^r \frac{n!}{(n-2r)!} x(\sin^{-1} ax)^{n-2r} \\ \quad + \sum_{r=0}^{[n-1/2]} (-1)^r \frac{n! \sqrt{1-a^2x^2}}{(n-2r-1)! a} (\sin^{-1} ax)^{n-2r-1} \end{cases}$$

Note: $[s]$ means greatest integer $\leq s$. Thus $[3.5]$ means 3; $[5] = 5$, $[\frac{1}{2}] = 0$.

$$466. \int (\cos^{-1} ax)^n dx = \begin{cases} x(\cos^{-1} ax)^n - \frac{n\sqrt{1-a^2x^2}}{a} (\cos^{-1} ax)^{n-1} \\ \quad - n(n-1) \int (\cos^{-1} ax)^{n-2} dx \\ \text{or} \\ \sum_{r=0}^{[n/2]} (-1)^r \frac{n!}{(n-2r)!} x(\cos^{-1} ax)^{n-2r} \\ \quad \times \sum_{r=0}^{[n-1/2]} (-1)^r \frac{n! \sqrt{1-a^2x^2}}{(n-2r-1)! a} (\cos^{-1} ax)^{n-2r-1} \end{cases}$$

$$467. \int \frac{1}{\sqrt{1-a^2x^2}} (\sin^{-1} ax) dx = \frac{1}{2a} (\sin^{-1} ax)^2$$

$$468. \int \frac{x^n}{\sqrt{1-a^2x^2}} (\sin^{-1} ax) dx = -\frac{x^{n-1}}{na^2} \sqrt{1-a^2x^2} \sin^{-1} ax + \frac{x^n}{n^2a} + \frac{n-1}{na^2} \int \frac{x^{n-2}}{\sqrt{1-a^2x^2}} \sin^{-1} ax dx$$

$$469. \int \frac{1}{\sqrt{1-a^2x^2}} (\cos^{-1} ax) dx = -\frac{1}{2a} (\cos^{-1} ax)^2$$

$$470. \int \frac{x^n}{\sqrt{1-a^2x^2}} (\cos^{-1} ax) dx = -\frac{x^{n-1}}{na^2} \sqrt{1-a^2x^2} \cos^{-1} ax - \frac{x^n}{n^2a} + \frac{n-1}{na^2} \int \frac{x^{n-2}}{\sqrt{1-a^2x^2}} \cos^{-1} ax dx$$

$$471. \int \frac{\tan^{-1} ax}{a^2x^2+1} dx = \frac{1}{2a} (\tan^{-1} ax)^2$$

$$472. \int \frac{\cot^{-1} ax}{a^2x^2+1} dx = -\frac{1}{2a} (\cot^{-1} ax)^2$$

$$473. \int x \sec^{-1} ax dx = \frac{x^2}{2} \sec^{-1} ax - \frac{1}{2a^2} \sqrt{a^2x^2-1}$$

$$474. \int x^n \sec^{-1} ax \, dx = \frac{x^{n+1}}{n+1} \sec^{-1} ax - \frac{1}{n+1} \int \frac{x^n dx}{\sqrt{a^2 x^2 - 1}}$$

$$475. \int \frac{\sec^{-1} ax}{x^2} dx = -\frac{\sec^{-1} ax}{x} + \frac{\sqrt{a^2 x^2 - 1}}{x}$$

$$476. \int x \csc^{-1} ax \, dx = \frac{x^2}{2} \csc^{-1} ax + \frac{1}{2a^2} \sqrt{a^2 x^2 - 1}$$

$$477. \int x^n \csc^{-1} ax \, dx = \frac{x^{n+1}}{n+1} \csc^{-1} ax + \frac{1}{n+1} \int \frac{x^n dx}{\sqrt{a^2 x^2 - 1}}$$

$$478. \int \frac{\csc^{-1} ax}{x^2} dx = -\frac{\csc^{-1} ax}{x} - \frac{\sqrt{a^2 x^2 - 1}}{x}$$

FORMS INVOLVING TRIGONOMETRIC SUBSTITUTIONS

$$479. \int f(\sin x) \, dx = 2 \int f\left(\frac{2z}{1+z^2}\right) \frac{dz}{1+z^2}, \quad (z = \tan \frac{x}{2})$$

$$480. \int f(\cos x) \, dx = 2 \int f\left(\frac{1-z^2}{1+z^2}\right) \frac{dz}{1+z^2}, \quad (z = \tan \frac{x}{2})$$

$$481. \int f(\sin x) \, dx = \int f(u) \frac{du}{\sqrt{1-u^2}}, \quad (u = \sin x)$$

$$482. \int f(\cos x) \, dx = -\int f(u) \frac{du}{\sqrt{1-u^2}}, \quad (u = \cos x)$$

$$483. \int f(\sin x, \cos x) \, dx = \int f(u, \sqrt{1-u^2}) \frac{du}{\sqrt{1-u^2}}, \quad (u = \sin x)$$

$$484. \int f(\sin x, \cos x) \, dx = 2 \int f\left(\frac{2z}{1+z^2}, \frac{1-z^2}{1+z^2}\right) \frac{dz}{1+z^2}, \quad (z = \tan \frac{x}{2})$$

LOGARITHMIC FORMS

$$485. \int (\log x) \, dx = x \log x - x$$

$$486. \int x(\log x) \, dx = \frac{x^2}{2} \log x - \frac{x^2}{4}$$

$$487. \int x^2(\log x) \, dx = \frac{x^3}{3} \log x - \frac{x^3}{9}$$

$$488. \int x^n(\log ax) \, dx = \frac{x^{n+1}}{n+1} \log ax - \frac{x^{n+1}}{(n+1)^2}$$

$$489. \int (\log x)^2 \, dx = x(\log x)^2 - 2x \log x + 2x$$

$$490. \int (\log x)^n \, dx = \begin{cases} x(\log x)^n - n \int (\log x)^{n-1} dx, & (n \neq -1) \\ \text{or} \\ (-1)^n n! x \sum_{r=0}^n \frac{(-\log x)^r}{r!} \end{cases}$$

$$491. \int \frac{(\log x)^n}{x} \, dx = \frac{1}{n+1} (\log x)^{n+1}$$

$$492. \int \frac{dx}{\log x} = \log(\log x) + \log x + \frac{(\log x)^2}{2 \cdot 2!} + \frac{(\log x)^3}{3 \cdot 3!} + \dots$$

$$493. \int \frac{dx}{x \log x} = \log(\log x)$$

$$494. \int \frac{dx}{x(\log x)^n} = -\frac{1}{(n-1)(\log x)^{n-1}}$$

$$495. \int \frac{x^m dx}{(\log x)^n} = -\frac{x^{m+1}}{(n-1)(\log x)^{n-1}} + \frac{m+1}{n-1} \int \frac{x^m dx}{(\log x)^{n-1}}$$

$$496. \int x^m (\log x)^n \, dx = \begin{cases} \frac{x^{m+1} (\log x)^n}{m+1} - \frac{n}{m+1} \int x^m (\log x)^{n-1} dx \\ \text{or} \\ (-1)^n \frac{n!}{m+1} x^{m+1} \sum_{r=0}^n \frac{(-\log x)^r}{r!(m+1)^{n-r}} \end{cases}$$

$$497. \int x^p \cos(b \ln x) \, dx = \frac{x^{p+1}}{(p+1)^2 + b^2} [b \sin(b \ln x) + (p+1) \cos(b \ln x)] + c$$

$$498. \int x^p \sin(b \ln x) dx = \frac{x^{p+1}}{(p+1)^2 + b^2} [(p+1) \sin(b \ln x) - b \cos(b \ln x)] + c$$

$$499. \int [\log(ax+b)] dx = \frac{ax+b}{a} \log(ax+b) - x$$

$$500. \int \frac{\log(ax+b)}{x^2} dx = \frac{a}{b} \log x - \frac{ax+b}{bx} \log(ax+b)$$

$$501. \int x^m [\log(ax+b)] dx = \frac{1}{m+1} \left[x^{m+1} - \left(-\frac{b}{a}\right)^{m+1} \right] \log(ax+b) - \frac{1}{m+1} \left(-\frac{b}{a}\right)^{m+1} \sum_{r=1}^{m+1} \frac{1}{r} \left(-\frac{ax}{b}\right)^r$$

$$502. \int \frac{\log(ax+b)}{x^m} dx = -\frac{1}{m-1} \frac{\log(ax+b)}{x^{m-1}} + \frac{1}{m-1} \left(-\frac{a}{b}\right)^{m-1} \log \frac{ax+b}{x} \\ + \frac{1}{m-1} \left(-\frac{a}{b}\right)^{m-1} \sum_{r=1}^{m-2} \frac{1}{r} \left(-\frac{b}{ax}\right)^r, (m > 2)$$

$$503. \int \left[\log \frac{x+a}{x-a} \right] dx = (x+a) \log(x+a) - (x-a) \log(x-a)$$

$$504. \int x^m \left[\log \frac{x+a}{x-a} \right] dx = \frac{x^{m+1} - (-a)^{m+1}}{m+1} \log(x+a) - \frac{x^{m+1} - a^{m+1}}{m+1} \log(x-a) + \frac{2a^{m+1}}{m+1} \sum_{r=1}^{\lfloor \frac{m+1}{2} \rfloor} \frac{1}{m-2r+2} \left(\frac{x}{a}\right)^{m-2r+2}$$

Note: $[s]$ means greatest integer $\leq s$; Thus $[3.5]$ means 3; $[5] = 5$, $[\frac{1}{2}] = 0$.

$$505. \int \frac{1}{x^2} \left[\log \frac{x+a}{x-a} \right] dx = \frac{1}{x} \log \frac{x-a}{x+a} - \frac{1}{a} \log \frac{x^2 - a^2}{x^2}$$

$$506. \int (\log X) dx = \begin{cases} \left(x + \frac{b}{2c}\right) \log X - 2x + \frac{\sqrt{4ac-b^2}}{c} \tan^{-1} \frac{2cx+b}{\sqrt{4ac-b^2}}, & (b^2 - 4ac < 0) \\ \text{or} \\ \left(x + \frac{b}{2c}\right) \log X - 2x + \frac{\sqrt{b^2-4ac}}{c} \tanh^{-1} \frac{2cx+b}{\sqrt{b^2-4ac}}, & (b^2 - 4ac > 0) \end{cases}$$

where
 $X = a + bx + cx^2$

$$507. \int x^n (\log X) dx = \frac{x^{n+1}}{n+1} \log X - \frac{2c}{n+1} \int \frac{x^{n+2}}{X} dx - \frac{b}{n+1} \int \frac{x^{n+1}}{X} dx$$

where $X = a + bx + cx^2$

$$508. \int [\log(x^2 + a^2)] dx = x \log(x^2 + a^2) - 2x + 2a \tan^{-1} \frac{x}{a}$$

$$509. \int [\log(x^2 - a^2)] dx = x \log(x^2 - a^2) - 2x + a \log \frac{x+a}{x-a}$$

$$510. \int x [\log(x^2 \pm a^2)] dx = \frac{1}{2} (x^2 \pm a^2) \log(x^2 \pm a^2) - \frac{1}{2} x^2$$

$$511. \int [\log(x + \sqrt{x^2 \pm a^2})] dx = x \log(x + \sqrt{x^2 \pm a^2}) - \sqrt{x^2 \pm a^2}$$

$$512. \int x [\log(x + \sqrt{x^2 \pm a^2})] dx = \left(\frac{x^2}{2} \pm \frac{a^2}{4}\right) \log(x + \sqrt{x^2 \pm a^2}) - \frac{x\sqrt{x^2 \pm a^2}}{4}$$

$$513. \int x^m [\log(x + \sqrt{x^2 \pm a^2})] dx = \frac{x^{m+1}}{m+1} \log(x + \sqrt{x^2 \pm a^2}) - \frac{1}{m+1} \int \frac{x^{m+1}}{\sqrt{x^2 \pm a^2}} dx$$

$$514. \int \frac{\log(x + \sqrt{x^2 + a^2})}{x^2} dx = -\frac{\log(x + \sqrt{x^2 + a^2})}{x} - \frac{1}{a} \log \frac{a + \sqrt{x^2 + a^2}}{x}$$

$$515. \int \frac{\log(x + \sqrt{x^2 - a^2})}{x^2} dx = -\frac{\log(x + \sqrt{x^2 - a^2})}{x} + \frac{1}{|a|} \sec^{-1} \frac{x}{a}$$

$$516. \int x^n \log(x^2 - a^2) dx = \frac{1}{n+1} \left[x^{n+1} \log(x^2 - a^2) - a^{n+1} \log(x-a) - (-a)^{n+1} \log(x+a) - 2 \sum_{r=0}^{\lfloor n/2 \rfloor} \frac{a^{2r} x^{n-2r+1}}{n-2r+1} \right]$$

Note: $[s]$ means greatest integer $\leq s$; Thus $[3.5]$ means 3; $[5] = 5$, $[\frac{1}{2}] = 0$.

EXPONENTIAL FORMS

$$517. \int e^x dx = e^x$$

$$518. \int e^{-x} dx = -e^{-x}$$

$$519. \int e^{ax} dx = \frac{e^{ax}}{a}$$

520. $\int x e^{ax} dx = \frac{e^{ax}}{a^2}(ax - 1)$
521. $\int x^m e^{ax} dx = \begin{cases} \frac{x^m e^{ax}}{a} - \frac{m}{a} \int x^{m-1} e^{ax} dx \\ \text{or} \\ e^{ax} \sum_{r=0}^m (-1)^r \frac{m! x^{m-r}}{(m-r)! a^{r+1}} \end{cases}$
522. $\int \frac{e^{ax}}{x} dx = \log x + \frac{ax}{1!} + \frac{a^2 x^2}{2 \cdot 2!} + \frac{a^3 x^3}{3 \cdot 3!} + \dots$
523. $\int \frac{e^{ax}}{x^m} dx = -\frac{1}{m-1} \frac{e^{ax}}{x^{m-1}} + \frac{a}{m-1} \int \frac{e^{ax}}{x^{m-1}} dx$
524. $\int e^{ax} \log x dx = \frac{e^{ax} \log x}{a} - \frac{1}{a} \int \frac{e^{ax}}{x} dx$
525. $\int \frac{dx}{1+e^x} = x - \log(1+e^x) = \log \frac{e^x}{1+e^x}$
526. $\int \frac{dx}{a+be^{px}} = \frac{x}{a} - \frac{1}{ap} \log(a+be^{px})$
527. $\int \frac{dx}{ae^{mx} + be^{-mx}} = \frac{1}{m\sqrt{ab}} \tan^{-1} \left(e^{mx} \sqrt{\frac{a}{b}} \right), \quad (a > 0, b > 0)$
528. $\int \frac{dx}{ae^{mx} - be^{-mx}} = \begin{cases} \frac{1}{2m\sqrt{ab}} \log \frac{\sqrt{a} e^{mx} - \sqrt{b}}{\sqrt{a} e^{mx} + \sqrt{b}} \\ \text{or} \\ \frac{-1}{m\sqrt{ab}} \tanh^{-1} \left(\sqrt{\frac{a}{b}} e^{mx} \right), \quad (a > 0, b > 0) \end{cases}$
529. $\int (a^x - a^{-x}) dx = \frac{a^x + a^{-x}}{\log a}$
530. $\int \frac{e^{ax}}{b+ce^{ax}} dx = \frac{1}{ac} \log(b+ce^{ax})$
531. $\int \frac{x e^{ax}}{(1+ax)^2} dx = \frac{e^{ax}}{a^2(1+ax)}$
532. $\int x e^{-x^2} dx = -\frac{1}{2} e^{-x^2}$
533. $\int e^{ax} [\sin(bx)] dx = \frac{e^{ax} [a \sin(bx) - b \cos(bx)]}{a^2 + b^2}$
534. $\int e^{ax} [\sin(bx)][\sin(cx)] dx = \frac{e^{ax} [(b-c) \sin(b-c)x + a \cos(b-c)x]}{2[a^2 + (b-c)^2]} - \frac{e^{ax} [(b+c) \sin(b+c)x + a \cos(b+c)x]}{2[a^2 + (b+c)^2]}$
535. $\int e^{ax} [\sin(bx)][\cos(cx)] dx = \begin{cases} \frac{e^{ax} [a \sin(b-c)x - (b-c) \cos(b-c)x]}{2[a^2 + (b-c)^2]} \\ + \frac{e^{ax} [a \sin(b+c)x - (b+c) \cos(b+c)x]}{2[a^2 + (b+c)^2]} \\ \text{or} \\ \frac{e^{ax}}{\rho} [(a \sin bx - b \cos bx) \cos(cx - \alpha) \\ - c(\sin bx) \sin(cx - \alpha)] \end{cases}$
 where $\rho = \sqrt{(a^2 + b^2 - c^2)^2 + 4a^2 c^2}$,
 $\rho \cos \alpha = a^2 + b^2 - c^2, \quad \rho \sin \alpha = 2ac$
536. $\int e^{ax} [\sin(bx)][\sin(bx+c)] dx = \frac{e^{ax} \cos c}{2a} - \frac{e^{ax} [a \cos(2bx+c) + 2b \sin(2bx+c)]}{2(a^2 + 4b^2)}$
537. $\int e^{ax} [\sin(bx)][\cos(bx+c)] dx = -\frac{e^{ax} \sin c}{2a} + \frac{e^{ax} [a \sin(2bx+c) - 2b \cos(2bx+c)]}{2(a^2 + 4b^2)}$
538. $\int e^{ax} [\cos(bx)] dx = \frac{e^{ax}}{a^2 + b^2} [a \cos(bx) + b \sin(bx)]$
539. $\int e^{ax} [\cos(bx)][\cos(cx)] dx = \frac{e^{ax} [(b-c) \sin(b-c)x + a \cos(b-c)x]}{2[a^2 + (b-c)^2]} + \frac{e^{ax} [(b+c) \sin(b+c)x + a \cos(b+c)x]}{2[a^2 + (b+c)^2]}$
540. $\int e^{ax} [\cos(bx)][\cos(bx+c)] dx = \frac{e^{ax} \cos c}{2a} + \frac{e^{ax} [a \cos(2bx+c) + 2b \sin(2bx+c)]}{2(a^2 + 4b^2)}$
541. $\int e^{ax} [\cos(bx)][\sin(bx+c)] dx = \frac{e^{ax} \sin c}{2a} + \frac{e^{ax} [a \sin(2bx+c) - 2b \cos(2bx+c)]}{2(a^2 + 4b^2)}$
542. $\int e^{ax} [\sin^n bx] dx = \frac{1}{a^2 + n^2 b^2} \left[(a \sin bx - nb \cos bx) e^{ax} \sin^{n-1} bx + n(n-1)b^2 \int e^{ax} [\sin^{n-2} bx] dx \right]$
543. $\int e^{ax} [\cos^n bx] dx = \frac{1}{a^2 + n^2 b^2} \left[(a \cos bx + nb \sin bx) e^{ax} \cos^{n-1} bx + n(n-1)b^2 \int e^{ax} [\cos^{n-2} bx] dx \right]$
544. $\int x^m e^x \sin x dx = \frac{1}{2} x^m e^x (\sin x - \cos x) - \frac{m}{2} \int x^{m-1} e^x \sin x dx + \frac{m}{2} \int x^{m-1} e^x \cos x dx$

$$\begin{aligned}
 545. \quad \int x^m e^{ax} [\sin bx] dx &= \begin{cases} \frac{x^m e^{ax} a \sin bx - b \cos bx}{a^2 + b^2} \\ -\frac{m}{a^2 + b^2} \int x^{m-1} e^{ax} (a \sin bx - b \cos bx) dx \\ \text{or} \\ e^{ax} \sum_{r=0}^m \frac{(-1)^r m! x^{m-r}}{\rho^{r+1} (m-r)!} \sin[bx - (r+1)\alpha] \\ \text{where} \\ \rho = \sqrt{a^2 + b^2}, \quad \rho \cos \alpha = a, \quad \rho \sin \alpha = b \end{cases} \\
 546. \quad \int x^m e^x \cos x dx &= \frac{1}{2} x^m e^x (\sin x + \cos x) - \frac{m}{2} \int x^{m-1} e^x \sin x dx - \frac{m}{2} \int x^{m-1} e^x \cos x dx \\
 547. \quad \int x^m e^{ax} \cos bx dx &= \begin{cases} \frac{x^m e^{ax} a \cos bx + b \sin bx}{a^2 + b^2} \\ -\frac{m}{a^2 + b^2} \int x^{m-1} e^{ax} (a \cos bx + b \sin bx) dx \\ \text{or} \\ e^{ax} \sum_{r=0}^m \frac{(-1)^r m! x^{m-r}}{\rho^{r+1} (m-r)!} \cos[bx - (r+1)\alpha] \\ \rho = \sqrt{a^2 + b^2}, \quad \rho \cos \alpha = a, \quad \rho \sin \alpha = b \end{cases} \\
 548. \quad \int e^{ax} (\cos^m x) (\sin^n x) dx &= \begin{cases} \frac{e^{ax} \cos^{m-1} x \sin^n x [a \cos x + (m+n) \sin x]}{(m+n)^2 + a^2} \\ -\frac{na}{(m+n)^2 + a^2} \int e^{ax} (\cos^{m-1} x) (\sin^{n-1} x) dx \\ +\frac{(m-1)(m+n)}{(m+n)^2 + a^2} \int e^{ax} (\cos^{m-2} x) (\sin^n x) dx \\ \text{or} \\ \frac{e^{ax} \cos^m x \sin^{n-1} x [a \sin x - (m+n) \cos x]}{(m+n)^2 + a^2} \\ +\frac{ma}{(m+n)^2 + a^2} \int e^{ax} (\cos^{m-1} x) (\sin^{n-1} x) dx \\ +\frac{(n-1)(m+n)}{(m+n)^2 + a^2} \int e^{ax} (\cos^m x) (\sin^{n-2} x) dx \\ \text{or} \\ \frac{e^{ax} (\cos^{m-1} x) (\sin^{n-1} x) (a \sin x \cos x + m \sin^2 x - n \cos^2 x)}{(m+n)^2 + a^2} \\ +\frac{m(m-1)}{(m+n)^2 + a^2} \int e^{ax} (\cos^{m-2} x) (\sin^n x) dx \\ +\frac{n(n-1)}{(m+n)^2 + a^2} \int e^{ax} (\cos^m x) (\sin^{n-2} x) dx \\ \text{or} \\ \frac{e^{ax} (\cos^{m-1} x) (\sin^{n-1} x) (a \cos x \sin x + m \sin^2 x - n \cos^2 x)}{(m+n)^2 + a^2} \\ +\frac{m(m-1)}{(m+n)^2 + a^2} \int e^{ax} (\cos^{m-2} x) (\sin^{n-2} x) dx \\ +\frac{(n-m)(n+m-1)}{(m+n)^2 + a^2} \int e^{ax} (\cos^m x) (\sin^{n-2} x) dx \end{cases} \\
 549. \quad \int x e^{ax} (\sin bx) dx &= \frac{x e^{ax}}{a^2 + b^2} (a \sin bx - b \cos bx) - \frac{e^{ax}}{(a^2 + b^2)^2} [(a^2 - b^2) \sin bx - 2ab \cos bx] \\
 550. \quad \int x e^{ax} (\cos bx) dx &= \frac{x e^{ax}}{a^2 + b^2} (a \cos bx - b \sin bx) - \frac{e^{ax}}{(a^2 + b^2)^2} [(a^2 - b^2) \cos bx - 2ab \sin bx] \\
 551. \quad \int \frac{e^{ax}}{\sin^n x} dx &= -\frac{e^{ax} [a \sin x + (n-2) \cos x]}{(n-1)(n-2) \sin^{n-1} x} + \frac{a^2 + (n-2)^2}{(n-1)(n-2)} \int \frac{e^{ax}}{\sin^{n-2} x} dx \\
 552. \quad \int \frac{e^{ax}}{\cos^n x} dx &= -\frac{e^{ax} [a \cos x - (n-2) \sin x]}{(n-1)(n-2) \cos^{n-1} x} + \frac{a^2 + (n-2)^2}{(n-1)(n-2)} \int \frac{e^{ax}}{\cos^{n-2} x} dx \\
 553. \quad \int e^{ax} \tan^n x dx &= e^{ax} \frac{\tan^{n-1} x}{n-1} - \frac{a}{n-1} \int e^{ax} \tan^{n-1} x dx - \int e^{ax} \tan^{n-2} x dx
 \end{aligned}$$

HYPERBOLIC FORMS

$$\begin{aligned}
 554. \quad \int (\sinh x) dx &= \cosh x \\
 555. \quad \int (\cosh x) dx &= \sinh x \\
 556. \quad \int (\tanh x) dx &= \log \cosh x \\
 557. \quad \int (\coth x) dx &= \log \sinh x
 \end{aligned}$$

558. $\int (\operatorname{sech} x) dx = \tan^{-1}(\sinh x)$
559. $\int (\operatorname{csch} x) dx = \log \tanh \left(\frac{x}{2} \right)$
560. $\int x(\sinh x) dx = x \cosh x - \sinh x$
561. $\int x^n(\sinh x) dx = x^n \cosh x - n \int x^{n-1}(\cosh x) dx$
562. $\int x(\cosh x) dx = x \sinh x - \cosh x$
563. $\int x^n(\cosh x) dx = x^n \sinh x - n \int x^{n-1}(\sinh x) dx$
564. $\int (\operatorname{sech} x)(\tanh x) dx = -\operatorname{sech} x$
565. $\int (\operatorname{csch} x)(\coth x) dx = -\operatorname{csch} x$
566. $\int (\sinh^2 x) dx = \frac{\sinh 2x}{4} - \frac{x}{2}$
567. $\int (\sinh^m x)(\cosh^n x) dx = \begin{cases} \frac{1}{m+n}(\sinh^{m+1} x)(\cosh^{n-1} x) \\ + \frac{n-1}{m+n} \int (\sinh^m x)(\cosh^{n-2} x) dx \\ \text{or} \\ \frac{1}{m+n} \sinh^{m-1} x \cosh^{n+1} x \\ - \frac{m-1}{m+n} \int (\sinh^{m-2} x)(\cosh^n x) dx, \quad (m+n \neq 0) \end{cases}$
568. $\int \frac{dx}{(\sinh^m x)(\cosh^n x)} \begin{cases} -\frac{1}{(m-n)(\sinh^{m-1} x)(\cosh^{n-1} x)} \\ -\frac{m+n-2}{m-1} \int \frac{dx}{(\sinh^{m-2} x)(\cosh^n x)}, \quad (m \neq 1) \\ \text{or} \\ \frac{1}{(n-1) \sinh^{m-1} x \cosh^{n-1} x} \\ + \frac{m+n-2}{n-1} \int \frac{dx}{(\sinh^m x)(\cosh^{n-2} x)}, \quad (n \neq 1) \end{cases}$
569. $\int (\tanh^2 x) dx = x - \tanh x$
570. $\int (\tanh^n x) dx = -\frac{\tanh^{n-1} x}{n-1} + \int (\tanh^{n-2} x) dx, \quad (n \neq 1)$
571. $\int (\operatorname{sech}^2 x) dx = \tanh x$
572. $\int (\cosh^2 x) dx = \frac{\sinh 2x}{4} + \frac{x}{2}$
573. $\int (\coth^2 x) dx = x - \coth x$
574. $\int (\coth^n x) dx = -\frac{\coth^{n-1} x}{n-1} + \int \coth^{n-2} x dx, \quad (n \neq 1)$
575. $\int (\operatorname{csch}^2 x) dx = -\operatorname{ctnh} x$
576. $\int (\sinh mx)(\sinh nx) dx = \frac{\sinh(m+n)x}{2(m+n)} - \frac{\sinh(m-n)x}{2(m-n)}, \quad (m^2 \neq n^2)$
577. $\int (\cosh mx)(\cosh nx) dx = \frac{\sinh(m+n)x}{2(m+n)} + \frac{\sinh(m-n)x}{2(m-n)}, \quad (m^2 \neq n^2)$
578. $\int (\sinh mx)(\cosh nx) dx = \frac{\cosh(m+n)x}{2(m+n)} + \frac{\cosh(m-n)x}{2(m-n)}, \quad (m^2 \neq n^2)$
579. $\int \left(\sinh^{-1} \frac{x}{a} \right) dx = x \sinh^{-1} \frac{x}{a} - \sqrt{x^2 + a^2}, \quad (a > 0)$
580. $\int x \left(\sinh^{-1} \frac{x}{a} \right) dx = \left(\frac{x^2}{2} + \frac{a^2}{4} \right) \sinh^{-1} \frac{x}{a} - \frac{x}{4} \sqrt{x^2 + a^2}, \quad (a > 0)$
581. $\int x^n \left(\sinh^{-1} x \right) dx = \left(\frac{x^{n+1}}{n+1} \right) \sinh^{-1} x - \frac{1}{n+1} \int \frac{x^{n+1}}{(1+x^2)^{\frac{1}{2}}} dx, \quad (n \neq -1)$

582. $\int \left(\cosh^{-1} \frac{x}{a} \right) dx = \begin{cases} x \cosh^{-1} \frac{x}{a} - \sqrt{x^2 - a^2}, & \left(\cosh^{-1} \frac{x}{a} > 0 \right) \\ \text{or} \\ x \cosh^{-1} \frac{x}{a} + \sqrt{x^2 - a^2}, & \left(\cosh^{-1} \frac{x}{a} < 0 \right), \end{cases} \quad (a > 0)$
583. $\int x \left(\cosh^{-1} \frac{x}{a} \right) dx = \frac{2x^2 - a^2}{4} \cosh^{-1} \frac{x}{a} - \frac{x}{4} (x^2 - a^2)^{\frac{1}{2}}$
584. $\int x^n (\cosh^{-1} x) dx = \frac{x^{n+1}}{n+1} \cosh^{-1} x - \frac{1}{n+1} \int \frac{x^{n+1}}{(x^2 - 1)^{\frac{1}{2}}} dx, \quad (n \neq -1)$
585. $\int \left(\tanh^{-1} \frac{x}{a} \right) dx = x \tanh^{-1} \frac{x}{a} + \frac{a}{2} \log(a^2 - x^2), \quad \left(\left| \frac{x}{a} \right| < 1 \right)$
586. $\int \left(\coth^{-1} \frac{x}{a} \right) dx = x \coth^{-1} \frac{x}{a} + \frac{a}{2} \log(x^2 - a^2), \quad \left(\left| \frac{x}{a} \right| > 1 \right)$
587. $\int x \left(\tanh^{-1} \frac{x}{a} \right) dx = \frac{x^2 - a^2}{2} \tanh^{-1} \frac{x}{a} + \frac{ax}{2}, \quad \left(\left| \frac{x}{a} \right| < 1 \right)$
588. $\int x^n (\tanh^{-1} x) dx = \frac{x^{n+1}}{n+1} \tanh^{-1} x - \frac{1}{n+1} \int \frac{x^{n+1}}{1 - x^2} dx, \quad (n \neq -1)$
589. $\int x \left(\coth^{-1} \frac{x}{a} \right) dx = \frac{x^2 - a^2}{2} \coth^{-1} \frac{x}{a} + \frac{ax}{2}, \quad \left(\left| \frac{x}{a} \right| > 1 \right)$
590. $\int x^n \left(\coth^{-1} x \right) dx = \frac{x^{n+1}}{n+1} \coth^{-1} x + \frac{1}{n+1} \int \frac{x^{n+1}}{x^2 - 1} dx, \quad (n \neq -1)$
591. $\int (\operatorname{sech}^{-1} x) dx = x \operatorname{sech}^{-1} x + \sin^{-1} x$
592. $\int x \operatorname{sech}^{-1} x dx = \frac{x^2}{2} \operatorname{sech}^{-1} x - \frac{1}{2} \sqrt{1 - x^2}$
593. $\int x^n \operatorname{sech}^{-1} x dx = \frac{x^{n+1}}{n+1} \operatorname{sech}^{-1} x + \frac{1}{n+1} \int \frac{x^n}{(1 - x^2)^{\frac{1}{2}}} dx, \quad (n \neq -1)$
594. $\int \operatorname{csch}^{-1} x dx = x \operatorname{csch}^{-1} x + \frac{x}{|x|} \sinh^{-1} x$
595. $\int x \operatorname{csch}^{-1} x dx = \frac{x^2}{2} \operatorname{csch}^{-1} x + \frac{1}{2} \frac{x}{|x|} \sqrt{1 + x^2}$
596. $\int x^n \operatorname{csch}^{-1} x dx = \frac{x^{n+1}}{n+1} \operatorname{csch}^{-1} x + \frac{1}{n+1} \frac{x}{|x|} \int \frac{x^n}{(x^2 + 1)^{\frac{1}{2}}} dx, \quad (n \neq -1)$

DEFINITE INTEGRALS

597. $\int_0^\infty x^{n-1} e^{-x} dx = \int_0^1 \left(\log \frac{1}{x} \right)^{n-1} dx = \frac{1}{n} \prod_{m=1}^{\infty} \frac{\left(1 + \frac{1}{m} \right)^n}{1 + \frac{1}{m}} = \Gamma(n)$
for $n \neq 0, -1, -2, -3, \dots$ (This is the Gamma function)
598. $\int_0^\infty t^n p^{-t} dt = \frac{n!}{(\log p)^{n+1}}, \quad (n = 0, 1, 2, 3, \dots \text{ and } p > 0)$
599. $\int_0^\infty t^{n-1} e^{-(a+1)t} dt = \frac{\Gamma(n)}{(a+1)^n}, \quad (n > 0, a > -1)$
600. $\int_0^1 x^m \left(\log \frac{1}{x} \right)^n dx = \frac{\Gamma(n+1)}{(m+1)^{n+1}}, \quad (m > -1, n > -1)$
601. $\Gamma(n)$ is finite if $n > 0$; $\Gamma(n+1) = n\Gamma(n)$
602. $\Gamma(n) \cdot \Gamma(1-n) = \frac{\pi}{\sin n\pi}$
603. $\Gamma(n) = (n-1)!$ if $n = \text{integer} > 0$
604. $\Gamma\left(\frac{1}{2}\right) = 2 \int_0^\infty e^{-t^2} dt = \sqrt{\pi} = 1.7724538509 \dots = \left(-\frac{1}{2}\right)!$
605. $\Gamma\left(n + \frac{1}{2}\right) = \frac{1 \cdot 3 \cdot 5 \dots (2n-1)}{2^n} \sqrt{\pi} \quad n = 1, 2, 3, \dots$
606. $\Gamma\left(-n + \frac{1}{2}\right) = \frac{(-1)^n 2^n \sqrt{\pi}}{1 \cdot 3 \cdot 5 \dots (2n-1)} \quad n = 1, 2, 3, \dots$
607. $\int_0^1 x^{m-1} (1-x)^{n-1} dx = \int_0^\infty \frac{x^{m-1}}{(1+x)^{m+n}} dx = \frac{\Gamma(m)\Gamma(n)}{\Gamma(m+n)} = B(m, n)$
(This is the Beta function)
608. $B(m, n) = B(n, m) = \frac{\Gamma(m)\Gamma(n)}{\Gamma(m+n)}$, where m and n are any positive real numbers.

609. $\int_a^b (x-a)^m (b-x)^n dx = (b-a)^{m+n+1} \frac{\Gamma(m+1) \cdot \Gamma(n+1)}{\Gamma(m+n+2)}, \quad (m > -1, n > -1, b > a)$
610. $\int_1^\infty \frac{dx}{x^m} = \frac{1}{m-1}, \quad [m > 1]$
611. $\int_0^\infty \frac{dx}{(1+x)x^p} = \pi \csc p\pi, \quad [0 < p < 1]$
612. $\int_0^\infty \frac{dx}{(1-x)x^p} = -\pi \cot p\pi, \quad [0 < p < 1]$
613. $\int_0^\infty \frac{x^{p-1} dx}{(1+x)} = \frac{\pi}{\sin p\pi} = B(p, 1-p) = \Gamma(p)\Gamma(1-p), \quad [0 < p < 1]$
614. $\int_0^\infty \frac{x^{m-1} dx}{1+x^n} = \frac{\pi}{n \sin \frac{m\pi}{n}}, \quad [0 < m < n]$
615. $\int_0^\infty \frac{x^a dx}{(m+x^b)^c} = \frac{m^{\frac{a+1-bc}{b}}}{b} \left[\frac{\Gamma(\frac{a+1}{b}) \Gamma(c - \frac{a+1}{b})}{\Gamma(c)} \right]$
 $(a > -1, b > 0, m > 0, c > \frac{a+1}{b})$
616. $\int_0^\infty \frac{dx}{(1+x)\sqrt{x}} = \pi$
617. $\int_0^\infty \frac{a dx}{a^2+x^2} = \frac{\pi}{2}, \quad \text{if } a > 0; 0, \text{ if } a = 0; -\frac{\pi}{2}, \text{ if } a < 0$
618. $\int_0^a (a^2-x^2)^{n/2} dx = \frac{1}{2} \int_{-a}^a (a^2-x^2)^{n/2} dx = \frac{1 \cdot 3 \cdot 5 \dots n}{2 \cdot 4 \cdot 6 \dots (n+1)} \cdot \frac{\pi}{2} \cdot a^{n+1} \quad (n \text{ odd}, a > 0)$
619. $\int_0^a x^m (a^2-x^2)^{n/2} dx = \begin{cases} \frac{1}{2} a^{m+n+1} B(\frac{m+1}{2}, \frac{n+2}{2}) & (a > 0, m > -1, n > -2) \\ \text{or} \\ \frac{1}{2} a^{m+n+1} \frac{\Gamma(\frac{m+1}{2}) \Gamma(\frac{n+2}{2})}{\Gamma(\frac{m+n+3}{2})} & (a > 0, m > -1, n > -2) \end{cases}$
620. $\int_0^{\pi/2} (\sin^n x) dx = \begin{cases} \int_0^{\pi/2} (\cos^n x) dx \\ \text{or} \\ \frac{1 \cdot 3 \cdot 5 \dots (n-1)}{2 \cdot 4 \cdot 6 \dots (n)} \frac{\pi}{2}, & (n \text{ an even integer}, n \neq 0) \\ \text{or} \\ \frac{1 \cdot 3 \cdot 5 \dots (n-1)}{2 \cdot 4 \cdot 6 \dots (n)}, & (n \text{ an odd integer}, n \neq 0) \\ \frac{\sqrt{\pi}}{2} \frac{\Gamma(\frac{n+1}{2})}{\Gamma(\frac{n}{2}+1)}, & (n > -1) \end{cases}$
621. $\int_0^\infty \frac{\sin mx dx}{x} = \frac{\pi}{2}; \quad \text{if } m > 0; 0, \text{ if } m = 0; -\frac{\pi}{2}, \text{ if } m < 0$
622. $\int_0^\infty \frac{\cos x dx}{x} = \infty$
623. $\int_0^\infty \frac{\tan x dx}{x} = \frac{\pi}{2}$
624. $\int_0^\pi \sin ax \cdot \sin bx dx = \int_0^\pi \cos ax \cdot \cos bx dx = 0, \quad (a \neq b; a, b \text{ integers})$
625. $\int_0^{\pi/a} [\sin(ax)][\cos(ax)] dx = \int_0^\pi [\sin(ax)][\cos(ax)] dx = 0$
626. $\int_0^\pi [\sin(ax)][\cos(bx)] dx = \frac{2a}{a^2-b^2}, \text{ if } a-b \text{ is odd, or } 0 \text{ if } a-b \text{ is even}$
627. $\int_0^\infty \frac{\sin x \cos mx dx}{x} = 0, \quad \text{if } m < -1 \text{ or } m > 1; \frac{\pi}{4}, \text{ if } m = \pm 1; \frac{\pi}{2}, \text{ if } m^2 < 1$
628. $\int_0^\infty \frac{\sin ax \sin bx}{x^2} dx = \frac{\pi a}{2}, \quad (a \leq b)$
629. $\int_0^\pi \sin^2 mx dx = \int_0^\pi \cos^2 mx dx = \frac{\pi}{2} \quad (m \text{ is a non-zero integer})$
630. $\int_0^\infty \frac{\sin^2(px)}{x^2} dx = \frac{\pi|p|}{2}$
631. $\int_0^\infty \frac{\sin x}{x^p} dx = \frac{\pi}{2\Gamma(p) \sin(p\pi/2)}, \quad 0 < p < 1$
632. $\int_0^\infty \frac{\cos x}{x^p} dx = \frac{\pi}{2\Gamma(p) \cos(p\pi/2)}, \quad 0 < p < 1$
633. $\int_0^\infty \frac{1-\cos px}{x^2} dx = \frac{\pi|p|}{2}$

$$634. \int_0^{\infty} \frac{\sin px \cos qx}{x} dx = \begin{cases} 0, & q > p > 0; \\ \frac{\pi}{2}, & p > q > 0; \\ \frac{\pi}{4}, & p = q > 0 \end{cases}$$

$$635. \int_0^{\infty} \frac{\cos(mx)}{x^2 + a^2} dx = \frac{\pi}{2|a|} e^{-|ma|}$$

$$636. \int_0^{\infty} \cos(x^2) dx = \int_0^{\infty} \sin(x^2) dx = \frac{1}{2} \sqrt{\frac{\pi}{2}}$$

$$637. \int_0^{\infty} \sin ax^n dx = \frac{1}{na^{1/n}} \Gamma(1/n) \sin \frac{\pi}{2n}, \quad n > 1$$

$$638. \int_0^{\infty} \cos ax^n dx = \frac{1}{na^{1/n}} \Gamma(1/n) \cos \frac{\pi}{2n}, \quad n > 1$$

$$639. \int_0^{\infty} \frac{\sin x}{\sqrt{x}} dx = \int_0^{\infty} \frac{\cos x}{\sqrt{x}} dx = \sqrt{\frac{\pi}{2}}$$

$$640. (a) \int_0^{\infty} \frac{\sin^3 x}{x} dx = \frac{\pi}{4} \quad (b) \int_0^{\infty} \frac{\sin^3 x}{x^2} dx = \frac{3}{4} \log 3$$

$$641. \int_0^{\infty} \frac{\sin^3 x}{x^3} dx = \frac{3\pi}{8}$$

$$642. \int_0^{\infty} \frac{\sin^4 x}{x^4} dx = \frac{\pi}{3}$$

$$643. \int_0^{\pi/2} \frac{dx}{1 + a \cos x} = \frac{\cos^{-1} a}{\sqrt{1 - a^2}}, \quad (|a| < 1)$$

$$644. \int_0^{\pi} \frac{dx}{a + b \cos x} = \frac{\pi}{\sqrt{a^2 - b^2}}, \quad (a > b \geq 0)$$

$$645. \int_0^{2\pi} \frac{dx}{1 + a \cos x} = \frac{2\pi}{\sqrt{1 - a^2}}, \quad (a^2 < 1)$$

$$646. \int_0^{\infty} \frac{\cos ax - \cos bx}{x} dx = \log \left| \frac{b}{a} \right|$$

$$647. \int_0^{\pi/2} \frac{dx}{a^2 \sin^2 x + b^2 \cos^2 x} = \frac{\pi}{2|ab|}$$

$$648. \int_0^{\pi/2} \frac{dx}{(a^2 \sin^2 x + b^2 \cos^2 x)^2} = \frac{\pi(a^2 + b^2)}{4a^3 b^3}, \quad (a, b > 0)$$

$$649. \int_0^{\pi/2} \sin^{n-1} x \cos^{m-1} x dx = \frac{1}{2} B\left(\frac{n}{2}, \frac{m}{2}\right), \quad m \text{ and } n \text{ positive integers}$$

$$650. \int_0^{\pi/2} (\sin^{2n+1} \theta) d\theta = \frac{2 \cdot 4 \cdot 6 \dots (2n)}{1 \cdot 3 \cdot 5 \dots (2n+1)}, \quad (n = 1, 2, 3, \dots)$$

$$651. \int_0^{\pi/2} (\sin^{2n} \theta) d\theta = \frac{1 \cdot 3 \cdot 5 \dots (2n-1)}{2 \cdot 4 \dots (2n)} \left(\frac{\pi}{2}\right), \quad (n = 1, 2, 3, \dots)$$

$$652. \int_0^{\pi/2} \frac{x}{\sin x} dx = 2 \left\{ \frac{1}{1^2} - \frac{1}{3^2} + \frac{1}{5^2} - \frac{1}{7^2} + \dots \right\}$$

$$653. \int_0^{\pi/2} \frac{dx}{1 + \tan^m x} = \frac{\pi}{4}$$

$$654. \int_0^{\pi/2} \sqrt{\cos \theta} d\theta = \frac{(2\pi)^{\frac{3}{2}}}{[\Gamma(\frac{1}{4})]^2}$$

$$655. \int_0^{\pi/2} (\tan^b \theta) d\theta = \frac{\pi}{2 \cos(\frac{b\pi}{2})}, \quad (0 < b < 1)$$

$$656. \int_0^{\infty} \frac{\tan^{-1}(ax) - \tan^{-1}(bx)}{x} dx = \frac{\pi}{2} \log \frac{a}{b}, \quad (a, b > 0)$$

657. The area enclosed by a curve defined through the equation $x^{\frac{b}{c}} + y^{\frac{b}{c}} = a^{\frac{b}{c}}$ where $a > 0$, c a positive odd integer and b a positive even integer is given by $\frac{[\Gamma(\frac{b}{c})]^2}{\Gamma(\frac{2b}{c})} \left(\frac{2ca^2}{b}\right)$

658. $I = \iiint_R x^{b-1} y^{m-1} z^{n-1} dv$, where R denotes the region of space bounded by the co-ordinate planes and that portion of

the surface $\left(\frac{x}{a}\right)^p + \left(\frac{y}{b}\right)^q + \left(\frac{z}{c}\right)^k = 1$, which lies in the first octant and where $h, m, n, p, q, k, a, b, c$, denote positive real numbers is given by

$$\int_0^a x^{b-1} dx \int_0^b \left[1 - \left(\frac{x}{a}\right)^p\right]^{\frac{1}{q}} y^m dy \int_0^c \left[1 - \left(\frac{x}{a}\right)^p - \left(\frac{y}{b}\right)^q\right]^{\frac{1}{k}} z^{n-1} dz = \frac{a^b b^m c^n}{pqk} \frac{\Gamma\left(\frac{b}{p}\right) \Gamma\left(\frac{m}{q}\right) \Gamma\left(\frac{n}{k}\right)}{\Gamma\left(\frac{b}{p} + \frac{m}{q} + \frac{n}{k} + 1\right)}$$

659. $\int_0^{\infty} e^{-ax} dx = \frac{1}{a}, \quad (a > 0)$
660. $\int_0^{\infty} \frac{e^{-ax} - e^{-bx}}{x} dx = \log \frac{b}{a}, \quad (a, b > 0)$
661. $\int_0^{\infty} x^n e^{-ax} dx = \begin{cases} \frac{\Gamma(n+1)}{a^{n+1}} & n > -1, a > 0 \\ \text{or} \\ \frac{n!}{a^{n+1}} & (a > 0, n \text{ positive integer}) \end{cases}$
662. $\int_0^{\infty} x^n \exp(-ax^p) dx = \frac{\Gamma(k)}{pa^k}, \quad \left(n > -1, p > 0, a > 0, k = \frac{n+1}{p} \right)$
663. $\int_0^{\infty} e^{-a^2 x^2} dx = \frac{1}{2a} \sqrt{\pi} = \frac{1}{2a} \Gamma\left(\frac{1}{2}\right), \quad (a > 0)$
664. $\int_0^{\infty} x e^{-x^2} dx = \frac{1}{2}$
665. $\int_0^{\infty} x^2 e^{-x^2} dx = \frac{\sqrt{\pi}}{4}$
666. $\int_0^{\infty} x^{2n} e^{-ax^2} dx = \frac{1 \cdot 3 \cdot 5 \dots (2n-1)}{2^{n+1} a^n} \sqrt{\frac{\pi}{a}} \quad (a > 0, n > -\frac{1}{2})$
667. $\int_0^{\infty} x^{2n+1} e^{-ax^2} dx = \frac{n!}{2a^{n+1}}, \quad (a > 0, n > -1)$
668. $\int_0^1 x^m e^{-ax} dx = \frac{m!}{a^{m+1}} \left[1 - e^{-a} \sum_{r=0}^m \frac{a^r}{r!} \right]$
669. $\int_0^{\infty} e^{\left(-x^2 - \frac{a^2}{x^2}\right)} dx = \frac{e^{-2a} \sqrt{\pi}}{2}, \quad (a \geq 0)$
670. $\int_0^{\infty} e^{-nx} \sqrt{x} dx = \frac{1}{2n} \sqrt{\frac{\pi}{n}} \quad (n > 0)$
671. $\int_0^{\infty} \frac{e^{-nx}}{\sqrt{x}} dx = \sqrt{\frac{\pi}{n}} \quad (n > 0)$
672. $\int_0^{\infty} e^{-ax} (\cos mx) dx = \frac{a}{a^2 + m^2}, \quad (a > 0)$
673. $\int_0^{\infty} e^{-ax} (\sin mx) dx = \frac{m}{a^2 + m^2}, \quad (a > 0)$
674. $\int_0^{\infty} x e^{-ax} [\sin(bx)] dx = \frac{2ab}{(a^2 + b^2)^2}, \quad (a > 0)$
675. $\int_0^{\infty} x e^{-ax} [\cos(bx)] dx = \frac{a^2 - b^2}{(a^2 + b^2)^2}, \quad (a > 0)$
676. $\int_0^{\infty} x^n e^{-ax} [\sin(bx)] dx = \frac{n![(a+ib)^{n+1} - (a-ib)^{n+1}]}{2i(a^2 + b^2)^{n+1}}, \quad (i^2 = -1, a > 0)$
677. $\int_0^{\infty} x^n e^{-ax} [\cos(bx)] dx = \frac{n![(a-ib)^{n+1} + (a+ib)^{n+1}]}{2(a^2 + b^2)^{n+1}}, \quad (i^2 = -1, a > 0, n > -1)$
678. $\int_0^{\infty} \frac{e^{-ax} \sin x}{x} dx = \cot^{-1} a, \quad (a > 0)$
679. $\int_0^{\infty} e^{-a^2 x^2} \cos bx dx = \frac{\sqrt{\pi}}{2|a|} \exp\left(-\frac{b^2}{4a^2}\right), \quad (ab \neq 0)$
680. $\int_0^{\infty} e^{-t \cos \phi} t^{b-1} [\sin(t \sin \phi)] dt - [\Gamma(b)] \sin(b\phi), \quad \left(b > 0, -\frac{\pi}{2} < \phi < \frac{\pi}{2} \right)$
681. $\int_0^{\infty} e^{-t \cos \phi} t^{b-1} [\cos(t \sin \phi)] dt - [\Gamma(b)] \cos(b\phi), \quad \left(b > 0, -\frac{\pi}{2} < \phi < \frac{\pi}{2} \right)$
682. $\int_0^{\infty} t^{b-1} \cos t dt = [\Gamma(b)] \cos\left(\frac{b\pi}{2}\right), \quad (0 < b < 1)$
683. $\int_0^{\infty} t^{b-1} (\sin t) dt = [\Gamma(b)] \sin\left(\frac{b\pi}{2}\right), \quad (0 < b < 1)$
684. $\int_0^1 (\log x)^n dx = (-1)^n \cdot n! \quad (n > -1)$
685. $\int_0^1 \left(\log \frac{1}{x}\right)^{\frac{1}{2}} dx = \frac{\sqrt{\pi}}{2}$
686. $\int_0^1 \left(\log \frac{1}{x}\right)^{-\frac{1}{2}} dx = \sqrt{\pi}$

687. $\int_0^1 \left(\log \frac{1}{x}\right)^n dx = n!$
688. $\int_0^1 x \log(1-x) dx = -\frac{3}{4}$
689. $\int_0^1 x \log(1+x) dx = \frac{1}{4}$
690. $\int_0^1 x^m (\log x)^n dx = \frac{(-1)^n n!}{(m+1)^{n+1}}, \quad m > -1, n = 0, 1, 2, \dots$
If $n \neq 0, 1, 2, \dots$ replace $n!$ by $\Gamma(n+1)$.
691. $\int_0^1 \frac{\log x}{1+x} dx = -\frac{\pi^2}{12}$
692. $\int_0^1 \frac{\log x}{1-x} dx = -\frac{\pi^2}{6}$
693. $\int_0^1 \frac{\log(1+x)}{x} dx = \frac{\pi^2}{12}$
694. $\int_0^1 \frac{\log(1-x)}{x} dx = -\frac{\pi^2}{6}$
695. $\int_0^1 (\log x)[\log(1+x)] dx = 2 - 2 \log 2 - \frac{\pi^2}{12}$
696. $\int_0^1 (\log x)[\log(1-x)] dx = 2 - \frac{\pi^2}{6}$
697. $\int_0^1 \frac{\log x}{1-x^2} dx = -\frac{\pi^2}{8}$
698. $\int_0^1 \log\left(\frac{1+x}{1-x}\right) \cdot \frac{dx}{x} = \frac{\pi^2}{4}$
699. $\int_0^1 \frac{\log x dx}{\sqrt{1-x^2}} = -\frac{\pi}{2} \log 2$
700. $\int_0^1 x^m \left[\log\left(\frac{1}{x}\right)\right]^n dx = \frac{\Gamma(n+1)}{(m+1)^{n+1}}, \quad \text{if } m+1 > 0, n+1 > 0$
701. $\int_0^1 \frac{(x^p - x^q) dx}{\log x} = \log\left(\frac{p+1}{q+1}\right), \quad (p+1 > 0, q+1 > 0)$
702. $\int_0^1 \frac{dx}{\sqrt{\log\left(\frac{1}{x}\right)}} = \sqrt{\pi}, \quad (\text{same as integral 686})$
703. $\int_0^\infty \log\left(\frac{e^x+1}{e^x-1}\right) dx = \frac{\pi^2}{4}$
704. $\int_0^{\pi/2} (\log \sin x) dx = \int_0^{\pi/2} \log \cos x dx = -\frac{\pi}{2} \log 2$
705. $\int_0^{\pi/2} (\log \sec x) dx = \int_0^{\pi/2} \log \csc x dx = \frac{\pi}{2} \log 2$
706. $\int_0^\pi x(\log \sin x) dx = -\frac{\pi^2}{2} \log 2$
707. $\int_0^{\pi/2} (\sin x)(\log \sin x) dx = \log 2 - 1$
708. $\int_0^{\pi/2} (\log \tan x) dx = 0$
709. $\int_0^\pi \log(a \pm b \cos x) dx = \pi \log\left(\frac{a + \sqrt{a^2 - b^2}}{2}\right), \quad (a \geq b)$
710. $\int_0^\pi \log(a^2 - 2ab \cos x + b^2) dx = \begin{cases} 2\pi \log a & a \geq b > 0 \\ 2\pi \log b & b \geq a > 0 \end{cases}$
711. $\int_0^\infty \frac{\sin ax}{\sinh bx} dx = \frac{\pi}{2|b|} \tanh \frac{a\pi}{2b}$
712. $\int_0^\infty \frac{\cos ax}{\cosh bx} dx = \frac{\pi}{2|b|} \operatorname{sech} \frac{a\pi}{2b}$

$$713. \int_0^{\infty} \frac{dx}{\cosh ax} = \frac{\pi}{2|a|}$$

$$714. \int_0^{\infty} \frac{x dx}{\sinh ax} = \frac{\pi^2}{4a^2} \quad (a > 0)$$

$$715. \int_0^{\infty} e^{-ax} (\cosh bx) dx = \frac{a}{a^2 - b^2}, \quad (0 \leq |b| < a)$$

$$716. \int_0^{\infty} e^{-ax} (\sinh bx) dx = \frac{b}{a^2 - b^2}, \quad (0 \leq |b| < a)$$

$$717. \int_0^{\infty} \frac{\sinh ax}{e^{bx} + 1} dx = \frac{\pi}{2b} \csc \frac{a\pi}{b} - \frac{1}{2a} \quad (b > 0)$$

$$718. \int_0^{\infty} \frac{\sinh ax}{e^{bx} - 1} dx = \frac{1}{2a} - \frac{\pi}{2b} \cot \frac{a\pi}{b} \quad (b > 0)$$

$$719. \int_0^{\pi/2} \frac{dx}{\sqrt{1 - k^2 \sin^2 x}} = \frac{\pi}{2} \left[1 + \left(\frac{1}{2}\right)^2 k^2 + \left(\frac{1 \cdot 3}{2 \cdot 4}\right)^2 k^4 + \left(\frac{1 \cdot 3 \cdot 5}{2 \cdot 4 \cdot 6}\right)^2 k^6 + \dots \right],$$

if $k^2 < 1$

$$720. \int_0^{\pi/2} \sqrt{1 - k^2 \sin^2 x} dx = \frac{\pi}{2} \left[1 - \left(\frac{1}{2}\right)^2 k^2 - \left(\frac{1 \cdot 3}{2 \cdot 4}\right)^2 \frac{k^4}{3} - \left(\frac{1 \cdot 3 \cdot 5}{2 \cdot 4 \cdot 6}\right)^2 \frac{k^6}{5} - \dots \right],$$

if $k^2 < 1$

$$721. \int_0^{\infty} e^{-x} \log x dx = -\gamma = -0.5772157 \dots$$

$$722. \int_0^{\infty} e^{-x^2} \log x dx = -\frac{\sqrt{\pi}}{4} (\gamma + 2 \log 2)$$

$$723. \int_0^{\infty} \left(\frac{1}{1 - e^{-x}} - \frac{1}{x} \right) e^{-x} dx = \gamma = 0.5772157 \dots \quad [\text{Euler's Constant}]$$

$$724. \int_0^{\infty} \frac{1}{x} \left(\frac{1}{1+x} - e^{-x} \right) dx = \gamma = 0.5772157 \dots$$

For n even :

$$725. \int \cos^n x dx = \frac{1}{2^{n-1}} \sum_{k=0}^{n/2-1} \binom{n}{k} \frac{\sin(n-2k)x}{(n-2k)} + \frac{1}{2^n} \binom{n}{n/2} x$$

$$726. \int \sin^n x dx = \frac{1}{2^{n-1}} \sum_{k=0}^{n/2-1} \binom{n}{k} \frac{\sin[(n-2k)(\frac{\pi}{2}-x)]}{2k-n} + \frac{1}{2^n} \binom{n}{n/2} x$$

For n odd:

$$727. \int \cos^n x dx = \frac{1}{2^{n-1}} \sum_{k=0}^{(n-1)/2} \binom{n}{k} \frac{\sin(n-2k)x}{n-2k}$$

$$728. \int \sin^n x dx = \frac{1}{2^{n-1}} \sum_{k=0}^{(n-1)/2} \binom{n}{k} \frac{\sin[(n-2k)(\frac{\pi}{2}-x)]}{2k-n}$$

DIFFERENTIAL EQUATIONS

Special Formulas

Certain types of differential equations occur sufficiently often to justify the use of formulas for the corresponding particular solutions. The following set of tables I to XIV covers all first, second, and n th order ordinary linear differential equations with constant coefficients for which the right members are of the form $P(x)e^{rx} \sin sx$ or $P(x)e^{rx} \cos sx$, where r and s are constants and $P(x)$, is a polynomial of degree n .

When the right member of a reducible linear partial differential equation with constant coefficients is not zero, particular solutions for certain types of right members are contained in tables XV to XXI. In these tables both F and P are used to denote polynomials, and it is assumed that no denominator is zero. In any formula the roles of x and y may be reversed throughout, changing a formula in which x dominates to one in which y dominates. Tables XIX, XX, XXI are applicable whether the equations are reducible or not. The symbol $\binom{m}{n}$ stands for $\frac{m!}{(m-n)!n!}$ and is the $(n+1)$ st coefficient in the expansion of $(a+b)^m$. Also $0! = 1$ by definition.

DIFFERENTIAL EQUATIONS

Special Formulas

Certain types of differential equations occur sufficiently often to justify the use of formulas for the corresponding particular solutions. The following set of tables I to XIV covers all first, second, and m th order ordinary linear differential equations with constant coefficients for which the right members are of the form $P(x)e^{rx} \sin sx$ or $P(x)e^{rx} \cos sx$, where r and s are constants and $P(x)$, is a polynomial of degree n .

When the right member of a reducible linear partial differential equation with constant coefficients is not zero, particular solutions for certain types of right members are contained in tables XV to XXI. In these tables both F and P are used to denote polynomials, and it is assumed that no denominator is zero. In any formula the roles of x and y may be reversed throughout, changing a formula in which x dominates to one in which y dominates. Tables XIX, XX, XXI are applicable whether the equations are reducible or not. The symbol $\binom{m}{n}$ stands for $\frac{m!}{(m-n)!n!}$ and is the $(n+1)^{\text{st}}$ coefficient in the expansion of $(a+b)^m$. Also $0! = 1$ by definition.

SOLUTION OF LINEAR DIFFERENTIAL EQUATIONS WITH CONSTANT COEFFICIENTS

Any linear differential equation with constant coefficients may be written in the form

$$p(D)y = R(x)$$

where

- D is the differential operation: $Dy = \frac{dy}{dx}$
- $p(D)$ is a polynomial in D ,
- y is the dependent variable,
- x is the independent variable,
- $R(x)$ is an arbitrary function of x .

A power of D represents repeated differentiation, that is

$$D^n y = \frac{d^n y}{dx^n}$$

For such an equation, the general solution may be written in the form

$$y = y_c + y_p$$

where y_p is any particular solution, and y_c is called the *complementary function*. This complementary function is defined as the general solution of the *homogeneous equation*, which is the original differential equation with the right side replaced by zero, i.e.

$$p(D)y = 0$$

The complementary function y_c may be determined as follows:

1. Factor the polynomial $p(D)$ into real and complex linear factors, just as if D were a variable instead of an operator.
2. For each nonrepeated linear factor of the form $(D - a)$, where a is real, write down a term of the form

$$ce^{ax}$$

where c is an arbitrary constant.

3. For each repeated real linear factor of the form $(D - a)^n$, write down n terms of the form

$$c_1 e^{ax} + c_2 x e^{ax} + c_3 x^2 e^{ax} + \cdots + c_n x^{n-1} e^{ax}$$

where the c_i 's are arbitrary constants.

4. For each non-repeated conjugate complex pair of factors of the form $(D - a + ib)(D - a - ib)$, write down 2 terms of the form

$$c_1 e^{ax} \cos bx + c_2 e^{ax} \sin bx$$

5. For each repeated conjugate complex pair of factors of the form $(D - a + ib)^n (D - a - ib)^n$, write down $2n$ terms of the form

$$c_1 e^{ax} \cos bx + c_2 e^{ax} \sin bx + c_3 x e^{ax} \cos bx + c_4 x e^{ax} \sin bx \\ + \cdots + c_{2n-1} x^{n-1} e^{ax} \cos bx + c_{2n} x^{n-1} e^{ax} \sin bx$$

6. The sum of all the terms thus written down is the complementary function y_c .

To find the particular solution y_p , use the following tables, as shown in the examples. For cases not shown in the tables, there are various methods of finding y_p . The most general method is called *variation of parameters*. The following example illustrates the method:

Example: Find y_p for $(D^2 - 4)y = e^x$.

This example can be solved most easily by use of equation 63 in the tables following. However it is given here as an example of the method of variation of parameters.

The complementary function is

$$y_c = c_1 e^{2x} + c_2 e^{-2x}$$

To find y_p , replace the constants in the complementary function with unknown functions,

$$y_p = u e^{2x} + v e^{-2x}$$

We now prepare to substitute this assumed solution into the original equation. We begin by taking all the necessary derivatives:

$$\begin{aligned} y_p &= u e^{2x} + v e^{-2x} \\ y'_p &= 2u e^{2x} - 2v e^{-2x} + u' e^{2x} + v' e^{-2x} \end{aligned}$$

For each derivative of y_p except the highest, we set the sum of all the terms containing u' and v' to 0. Thus the above equation becomes

$$u' e^{2x} + v' e^{-2x} = 0 \quad \text{and} \quad y'_p = 2u e^{2x} - 2v e^{-2x}$$

Continuing to differentiate, we have

$$y''_p = 4u e^{2x} + 4v e^{-2x} + 2u' e^{2x} - 2v' e^{-2x}$$

When we substitute into the original equation, all the terms not containing u' or v' cancel out. This is a consequence of the method by which y_p was set up.

Thus all that is necessary is to write down the terms containing u' or v' in the highest order derivative of y_p , multiply by the constant coefficient of the highest power of D in $p(D)$, and set it equal to $R(x)$. Together with the previous terms in u' and v' which were set equal to 0, this gives us as many linear equations in the first derivatives of the unknown functions as there are unknown functions. The first derivatives may then be solved for by algebra, and the unknown functions found by integration. In the present example, this becomes

$$\begin{aligned} u' e^{2x} + v' e^{-2x} &= 0 \\ 2u' e^{2x} - 2v' e^{-2x} &= e^x \end{aligned}$$

We eliminate v' and u' separately, getting

$$\begin{aligned} 4u' e^{2x} &= e^x \\ 4v' e^{-2x} &= -e^x \end{aligned}$$

Thus

$$\begin{aligned} u' &= \frac{1}{4} e^{-x} \\ v' &= -\frac{1}{4} e^{3x} \end{aligned}$$

Therefore, by integrating

$$\begin{aligned} u &= -\frac{1}{4} e^{-x} \\ v &= -\frac{1}{12} e^{3x} \end{aligned}$$

A constant of integration is not needed, since we need only one particular solution. Thus

$$\begin{aligned} y_p = u e^{2x} + v e^{-2x} &= -\frac{1}{4} e^{-x} e^{2x} - \frac{1}{12} e^{3x} e^{-2x} \\ &= -\frac{1}{4} e^x - \frac{1}{12} e^x = -\frac{1}{3} e^x \end{aligned}$$

and the general solution is

$$y = y_c + y_p = c_1 e^{2x} + c_2 e^{-2x} - \frac{1}{3} e^x$$

The following samples illustrate the use of the tables.

Example 1: Solve $(D^2 - 4)y = \sin 3x$. Substitution of $q = -4, s = 3$ in formula 24 gives

$$y_p = \frac{\sin 3x}{-9 - 4}$$

wherefore the general solution is

$$y = c_1 e^{2x} + c_2 e^{-2x} - \frac{\sin 3x}{13}$$

Example 2: Obtain a particular solution of $(D^2 - 4D + 5)y = x^2 e^{3x} \sin x$.

Applying formula 40 with $a = 2, b = 1, r = 3, s = 1, P(x) = x^2, s + b = 2, s - b = 0, a - r = -1, (a - r)^2 + (s + b)^2 = 5, (a - r)^2 + (s - b)^2 = 1$, we have

$$\begin{aligned} y_p &= \frac{e^{3x} \sin x}{2} \left[\left(\frac{2}{5} - \frac{0}{1} \right) x^2 + \left(\frac{2(-1)2}{25} - \frac{2(-1)0}{1} \right) 2x + \left(\frac{3 \cdot 1 \cdot 2 - 2^3}{125} - \frac{3 \cdot 1 \cdot 0 - 0}{1} \right) 2 \right] \\ &\quad - \frac{e^{3x} \cos x}{2} \left[\left(\frac{-1}{5} - \frac{-1}{1} \right) x^2 + \left(\frac{1-4}{25} - \frac{1-0}{1} \right) 2x + \left(\frac{-1-3(-1)4}{125} - \frac{-1-3(-1)0}{1} \right) 2 \right] \\ &= \left(\frac{1}{5} x^2 - \frac{4}{25} x - \frac{2}{125} \right) e^{3x} \sin x + \left(-\frac{2}{5} x^2 + \frac{28}{25} - \frac{136}{125} \right) e^{3x} \cos x \end{aligned}$$

The special formulas effect a very considerable saving of time in problems of this type.

Example 3: Obtain a particular solution of $(D^2 - 4D + 5)y = x^2 e^{2x} \cos x$. (Compare with Example 2.)

Formula 40 is not applicable here since for this equation $r = a, s = b$, wherefore the denominator $(a - r)^2 + (s - b)^2 = 0$. We turn instead to formula 44. Substituting $a = 2, b = 1, P(x) = x^2$ and replacing \sin by \cos, \cos by $-\sin$, we obtain

$$\begin{aligned} y_p &= \frac{e^{2x} \cos x}{4} \left(x^2 - \frac{2}{4} \right) + \frac{e^{2x} \sin x}{2} \int \left(x^2 - \frac{1}{2} \right) dx \\ &= \left(\frac{x^2}{4} - \frac{1}{8} \right) e^{2x} \cos x + \left(\frac{x^3}{6} - \frac{x}{4} \right) e^{2x} \sin x \end{aligned}$$

which is the required solution.

Example 4: Find z_p for $(D_x - 3D_y)z = \ln(y + 3x)$. Referring to Table XV we note that formula 69 (not 68) is applicable. This gives

$$z_p = x \ln(y + 3x)$$

It is easily seen that $-y/3 \ln(y + 3x)$ would serve equally well.

Example 5: Solve $(D_x + 2D_y - 4)z = y \cos(y - 2x)$.

Since R in formula 76 contains a polynomial in x , not y , we rewrite the given equation in the form $(D_y + \frac{1}{2}D_x - 2)z = \frac{1}{2}y \cos(y - 2x)$. Then

$$z_c = e^{2y} F \left(x - \frac{1}{2}y \right) = e^{2x} f(2x - y)$$

and by the formula

$$z_p = -\frac{1}{2} \cos(y - 2x) \cdot \left(\frac{y}{2} + \frac{1}{2} \right) = -\frac{1}{8} (2y + 1) \cos(y - 2x)$$

Example 6: Find z_p for $(D_x + 4D_y)^3 z = (2x - y)^2$.

Using formula 79, we obtain

$$z_p = \frac{\int \int \int u^2 du^3}{[2 + 4(-1)]^3} = \frac{u^5}{5 \cdot 4 \cdot 3 \cdot (-8)} = -\frac{(2x - y)^5}{480}$$

Example 7: Find z_p for $(D_x^3 + 5D_x^2D_y - 7D_x + 4)z = e^{2x+3y}$. By formula 87

$$z_p = \frac{e^{2x+3y}}{2^3 + 5 \cdot 2^2 \cdot 3 - 7 \cdot 2 + 4} = \frac{e^{2x+3y}}{58}$$

Example 8: Find z_p for

$$(D_x^4 + 6D_x^3D_y + D_xD_y + D_y^2 + 9)z = \sin(3x + 4y)$$

Since every term in the left number is of even degree in the two operators D_x and D_y , formula 90 is applicable. It gives

$$z_p = \frac{\sin(3x + 4y)}{(-9)^2 + 6(-9)(-12) + (-12) + (-16) + 9} = \frac{\sin(3x + 4y)}{710}$$

Table I: $(D - a)y = R$

R	y_p
1. e^{rx}	$\frac{e^{rx}}{r - a}$
2. $\sin sx$ *	$-\frac{a \sin sx + s \cos sx}{a^2 + s^2} = \frac{1}{\sqrt{a^2 + s^2}} \sin\left(sx + \tan^{-1} \frac{s}{a}\right)$
3. $P(x)$	$-\frac{1}{a} \left[P(x) + \frac{P'(x)}{a} + \frac{P''(x)}{a^2} + \dots + \frac{P^{(n)}(x)}{a^n} \right]$
4. $e^{rx} \sin sx$ *	Replace a by $a - r$ in formula 2 and multiply by e^{rx} .
5. $P(x) e^{rx}$	Replace a by $a - r$ in formula 3 and multiply by e^{rx} .
6. $P(x) \sin sx$ *	$-\sin sx \left[\frac{a}{a^2 + s^2} P(x) + \frac{a^2 - s^2}{(a^2 + s^2)^2} P'(x) + \frac{a^3 - 3as^2}{(a^2 + s^2)^3} P''(x) + \dots + \frac{a^k - \binom{k}{2}a^{k-2}s^2 + \binom{k}{4}a^{k-4}s^4 - \dots}{(a^2 + s^2)^k} P^{(k-1)}(x) + \dots \right]$ $-\cos sx \left[\frac{s}{a^2 + s^2} P(x) + \frac{2as}{(a^2 + s^2)^2} P'(x) + \frac{3a^2s - s^3}{(a^2 + s^2)^3} P''(x) + \dots + \frac{\binom{k}{1}a^{k-1}s - \binom{k}{3}a^{k-3}s^3 + \dots}{(a^2 + s^2)^k} P^{(k-1)}(x) + \dots \right]$
7. $P(x)e^{rx} \sin sx$ *	Replace a by $a - r$ in formula 6 and multiply by e^{rx} .
8. e^{ax}	xe^{ax}
9. $e^{ax} \sin sx$ *	$-\frac{e^{ax} \cos sx}{s}$
10. $P(x)e^{ax}$	$e^{ax} \int \dot{P}(x) dx$
11. $P(x)e^{ax} \sin sx$	$\frac{e^{ax} \sin sx}{s} \left[\frac{P'(x)}{s^3} - \frac{P'''(x)}{s^3} + \frac{P^{(5)}(x)}{s^5} - \dots \right] - \frac{e^{ax} \cos sx}{s} \left[P(x) - \frac{P''(x)}{s^2} + \frac{P^{(4)}(x)}{s^4} - \dots \right]$

*For $\cos sx$ in R replace "sin" by "cos" and "cos" by "-sin" in y_p .

$$D^n = \frac{d^n}{dx^n} \quad \binom{m}{n} = \frac{m!}{(m-n)!n!} \quad 0! = 1$$

Table II: $(D - a)^2y = R$

R	y_p
12. e^{rx}	$\frac{e^{rx}}{(r - a)^2}$
13. $\sin sx$ *	$\frac{1}{(a^2 + s^2)} [(a^2 - s^2) \sin sx + 2as \cos sx] = \frac{1}{a^2 + s^2} \sin\left(sx + \tan^{-1} \frac{2as}{a^2 - s^2}\right)$
14. $P(x)$	$\frac{1}{a^2} \left[P(x) + \frac{2P'(x)}{a} + \frac{3P''(x)}{a^2} + \dots + \frac{(n+1)P^{(n)}(x)}{a^n} \right]$
15. $e^{rx} \sin sx$ *	Replace a by $a - r$ in formula 13 and multiply by e^{rx} .
16. $P(x)e^{rx}$	Replace a by $a - r$ in formula 14 and multiply by e^{rx} .
17. $P(x) \sin sx$ *	$\sin sx \left[\frac{a^2 - s^2}{(a^2 + s^2)^2} P(x) + 2 \frac{a^3 - 3as^2}{(a^2 + s^2)^3} P'(x) + 3 \frac{a^4 - 6a^2s^2 + s^4}{(a^2 + s^2)^4} P''(x) + \dots \right]$ $+ (k-1) \frac{a^k - \binom{k}{2}a^{k-2}s^2 + \binom{k}{4}a^{k-4}s^4 - \dots}{(a^2 + s^2)^k} P^{(k-2)}(x) + \dots$ $+ \cos sx \left[\frac{2as}{(a^2 + s^2)^2} P(x) + 2 \frac{3a^2s - s^3}{(a^2 + s^2)^3} P'(x) + 3 \frac{4a^3s - 4as^3}{(a^2 + s^2)^4} P''(x) + \dots \right]$ $+ (k-1) \frac{\binom{k}{1}a^{k-1}s - \binom{k}{3}a^{k-3}s^3 + \dots}{(a^2 + s^2)^k} P^{(k-2)}(x) + \dots$

18. $P(x)e^{rx} \sin sx$ * Replace a by $a - r$ in formula 17 and multiply by e^{rx} .

19. e^{ax} $\frac{1}{2}x^2 e^{ax}$
 20. $e^{ax} \sin sx$ * $-\frac{e^{ax} \sin sx}{s^2}$

21. $P(x)e^{ax}$ $e^{ax} \int \int P(x) dx dx$

22. $P(x)e^{ax} \sin sx$ * $-\frac{e^{ax} \sin sx}{s^2} \left[P(x) - \frac{3P''(x)}{s^2} + \frac{5P^{iv}(x)}{s^4} - \frac{7P^{vi}(x)}{s^6} + \dots \right]$
 $-\frac{e^{ax} \cos sx}{s^2} \left[\frac{2P'(x)}{s} + \frac{4P'''(x)}{s^3} - \frac{6P^v(x)}{s^5} - \dots \right]$

* For $\cos sx$ in R replace “sin” by “cos” and “cos” by “-sin” in y_p .

Table III: $(D^2 + q)y = R$

R	y_p
23. e^{rx}	$\frac{e^{rx}}{r^2 + q}$
24. $\sin sx$ *	$\frac{\sin sx}{-s^2 + q}$
25. $P(x)$	$\frac{1}{q} \left[P(x) - \frac{P''(x)}{q} + \frac{P^{iv}(x)}{q^2} - \dots + (-1)^k \frac{P^{(2k)}(x)}{q^k} \dots \right]$
26. $e^{rx} \sin sx$	$\frac{(r^2 - s^2 + q)e^{rx} \sin sx - 2rse^{rx} \cos sx}{(r^2 - s^2 + q)^2 + (2rs)^2} = \frac{e^{rx}}{\sqrt{(r^2 - s^2 + q)^2 + (2rs)^2}} \sin \left[sx - \tan^{-1} \frac{2rs}{r^2 - s^2 + q} \right]$
27. $P(x)e^{rx}$	$\frac{e^{rx}}{r^2 + q} \left[P(x) - \frac{2r}{r^2 + q} P'(x) + \frac{3r^2 - q}{(r^2 + q)^2} P''(x) - \frac{4r^3 - 4qr}{(r^2 + q)^3} P'''(x) + \dots \right]$ $+ \dots + (-1)^{k-1} \frac{\binom{k}{1}r^{k-1} - \binom{k}{3}r^{k-3}q + \binom{k}{5}r^{k-5}q^2 - \dots}{(r^2 + q)^{k-1}} P^{(k-1)}(x) + \dots$
28. $P(x) \sin sx$ *	$\frac{\sin sx}{(-s^2 + q)} \left[P(x) - \frac{3s^2 + q}{(-s^2 + q)^2} P''(x) + \frac{5s^4 + 10s^2q + q^2}{(-s^2 + q)^4} P^{iv}(x) + \dots \right]$ $+ (-1)^k \frac{\binom{2k+1}{1}s^{2k} + \binom{2k+1}{3}s^{2k-2}q + \binom{2k+1}{5}s^{2k-4}q^2 + \dots}{(-s^2 + q)^{2k}} P^{(2k)}(x) + \dots$ $-\frac{s \cos sx}{(-s^2 + q)} \left[\frac{2P'(x)}{(-s^2 + q)} - \frac{4s^2 + 4q}{(-s^2 + q)^3} P'''(x) + \dots + (-1)^{k+1} \frac{\binom{2k}{1}s^{2k-2} + \binom{2k}{3}s^{2k-4}q + \dots}{(-s^2 + q)^{2k-1}} P^{(2k-1)}(x) + \dots \right]$

Table IV: $(D^2 + b^2)y = R$

29. $\sin bx$ *	$-\frac{x \cos bx}{2b}$
30. $P(x) \sin bx$ *	$\frac{\sin bx}{(2b)^2} \left[P(x) - \frac{P''(x)}{(2b)^2} + \frac{P^{iv}(x)}{(2b)^4} - \dots \right] - \frac{\cos bx}{2b} \int \left[P(x) - \frac{P''(x)}{(2b)^2} + \dots \right] dx$

* For $\cos sx$ in R replace “sin” by “cos” and “cos” by “-sin” in y_p .

Table V: $(D^2 + pD + q)y = R$

R	y_p
31. e^{rx}	$\frac{e^{rx}}{r^2 + pr + q}$
32. $\sin sx$ *	$\frac{(q - s^2) \sin sx - ps \cos sx}{(q - s^2)^2 + (ps)^2} = \frac{1}{\sqrt{(q - s^2)^2 + (ps)^2}} \sin \left(sx - \tan^{-1} \frac{ps}{q - s^2} \right)$
33. $P(x)$	$\frac{1}{q} \left[P(x) - \frac{p}{q} P'(x) + \frac{p^2 - q}{q^2} P''(x) - \frac{p^3 - 2pq}{q^3} P'''(x) + \dots + (-1)^n \frac{p^n - \binom{n-1}{1}p^{n-2}q + \binom{n-2}{2}p^{n-4}q^2 - \dots}{q^n} P^{(n)}(x) \right]$
34. $e^{rx} \sin sx$ *	Replace p by $p + 2r$, q by $q + pr + r^2$ in formula 32 and multiply by e^{rx} .
35. $P(x)e^{rx}$	Replace p by $p + 2r$, q by $q + pr + r^2$ in formula 33 and multiply by e^{rx} .

Table VI: $(D - b)(D - a)y = R$

36. $P(x) \sin sx^*$ $\frac{\sin sx}{b-a} \left[\left(\frac{a}{a^2+s^2} - \frac{b}{b^2+s^2} \right) P(x) + \left(\frac{a^2-s^2}{(a^2+s^2)^2} - \frac{b^2-s^2}{(b^2+s^2)^2} \right) P'(x) \right.$
 $\left. + \left(\frac{a^3-3as^2}{(a^2+s^2)^3} - \frac{b^3-3bs^2}{(b^2+s^2)^3} \right) P''(x) + \dots \right]$
 $+ \frac{\cos sx}{b-a} \left(\frac{s}{a^2+s^2} - \frac{s}{b^2+s^2} \right) P(x) + \left(\frac{2as}{(a^2+s^2)^2} - \frac{2bs}{(b^2+s^2)^2} \right) P'(x)$
 $+ \left(\frac{3a^2s-s^2}{(a^2+s^2)^3} - \frac{3b^2s-s^3}{(b^2+s^2)^3} \right) P''(x) + \dots]$
37. $P(x)e^{rx} \sin sx^*$ Replace a by $a-r$, b by $b-r$ in formula 36 and multiply by e^{rx} .
38. $P(x)e^{ax}$ $\frac{e^{ax}}{a-b} \left[\int P(x) dx + \frac{P(x)}{(b-a)} + \frac{P'(x)}{(b-a)^2} + \frac{P''(x)}{(b-a)^3} + \dots + \frac{P^{(n)}(x)}{(b-a)^{n+1}} \right]$
 $* \text{ For } \cos sx \text{ in } R \text{ replace "sin" by "cos" and "cos" by "-sin" in } y_p.$
 $\dagger \text{ For additional terms, com e with formula 6.}$

Table VII: $(D^2 - 2aD + a^2 + b^2)y = R$

- R y_p
39. $P(x) \sin sx^*$ $\frac{\sin sx}{2b} \left[\left(\frac{s+b}{a^2+(s+b)^2} - \frac{s-b}{a^2+(s-b)^2} \right) P(x) + \left(\frac{2a(s+b)}{[a^2+(s+b)^2]^2} - \frac{2a(s-b)}{[a^2+(s-b)^2]^2} \right) P'(x) \right.$
 $\left. + \left(\frac{3a^2(s+b)-(s+b)^3}{[a^2+(s+b)^2]^3} - \frac{3a^2(s-b)-(s-b)^3}{[a^2+(s-b)^2]^3} \right) P''(x) + \dots \right]$
 $-\frac{\cos sx}{2b} \left[\left(\frac{a}{a^2+(s+b)^2} - \frac{a}{a^2+(s-b)^2} \right) P(x) + \left(\frac{a^2-(s+b)^2}{[a^2+(s+b)^2]^2} - \frac{a^2-(s-b)^2}{[a^2+(s-b)^2]^2} \right) P'(x) \right.$
 $\left. + \left(\frac{a^2-3a(s+b)^2}{[a^2+(s+b)^2]^3} - \frac{a^2-3a(s-b)^2}{[a^2+(s-b)^2]^3} \right) P''(x) + \dots \right]^\dagger$
40. $P(x)e^{rx} \sin sx^*$ Replace a by $a-r$ in formula 39 and multiply by e^{rx} .
41. $P(x)e^{ax}$ $\frac{e^{ax}}{b^2} \left[P(x) - \frac{P''(x)}{b^2} + \frac{P^{iv}(x)}{b^4} - \dots \right]$
42. $e^{ax} \sin sx^*$ $\frac{e^{ax} \sin sx}{-s^2+b^2}$
43. $e^{ax} \sin bx^*$ $-\frac{xe^{ax} \cos bx}{2b}$
44. $P(x)e^{ax} \sin bx^*$ $\frac{e^{ax} \sin bx}{(2b)^2} \left[P(x) - \frac{P''(x)}{(2b)^2} + \frac{P^{iv}(x)}{(2b)^4} - \dots \right]$
 $-\frac{e^{ax} \cos bx}{2b} \int \left[P(x) - \frac{P''(x)}{(2b)^2} + \frac{P^{iv}(x)}{(2b)^4} - \dots \right] dx$
 $* \text{ For } \cos sx \text{ in } R \text{ replace "sin" by "cos" and "cos" by "-sin" in } y_p.$
 $\text{ For additional terms, com e with formula 6.}$

Table VIII: $f(D)y = [D^n + a_{n-1}D^{n-1} + \dots + a_1D + a_0]y = R$

- R y_p
45. e^{rx} $\frac{e^{rx}}{f(r)}$
46. $\sin sx^*$ $\frac{[a_0 - a_2s^2 + a_4s^4 - \dots] \sin sx - [a_1s - a_3s^3 + a_5s^5 + \dots] \cos sx}{[a_0 - a_2s^2 + a_4s^4 - \dots]^2 + [a_1s - a_3s^3 + a_5s^5 - \dots]^2}$

Table IX: $f(D^2)y = R$

47. $\sin sx^*$ $\frac{\sin sx}{f(-s^2)} = \frac{\sin sx}{a_0 - a_2s^2 + \dots \pm s^{2n}}$

Table X: $(D - a)^n y = R$

48. e^{rx}	$\frac{e^{rx}}{(r - a)^n}$
49. $\sin sx^*$	$\frac{(-1)^n}{(a^2 + s^2)^2} \{ [a^n - \binom{n}{2} a^{n-2} s^2 + \binom{4}{n} a^{n-4} s^4 - \dots] \sin sx$ $+ [\binom{n}{1} a^{n-1} s - \binom{n}{3} a^{n-3} s^3 + \dots] \cos sx \}$
50. $P(x)$	$\frac{(-1)^n}{a^n} \left[P(x) + \binom{n}{1} \frac{P'(x)}{a} + \binom{n+1}{2} \frac{P''(x)}{a^2} + \binom{n+2}{3} \frac{P'''(x)}{a^3} + \dots \right]$
51. $e^{rx} \sin sx^*$	Replace a by $a - r$ in formula 49 and multiply by e^{rx} .
52. $e^{rx} P(x)$	Replace a by $a - r$ in formula 50 and multiply by e^{rx} .
53. $P(x) \sin sx^*$	$(-1)^n \sin sx [A_n P(x) + \binom{n}{1} A_{n+1} P'(x) + \binom{n+1}{2} A_{n+2} P''(x) + \binom{n+2}{3} A_{n+3} P'''(x) + \dots]$ $+ (-1)^n \cos sx [B_n P(x) + \binom{n}{1} B_{n+1} P'(x) + \binom{n+1}{2} B_{n+2} P''(x) + \binom{n+2}{3} B_{n+3} P'''(x) + \dots]$ $A_1 = \frac{a}{a^2 + s^2}, A_2 = \frac{a^2 - s^2}{(a^2 + s^2)^2}, \dots, A_k = \frac{a^k - \binom{k}{2} a^{k-2} s^2 + \binom{k}{4} a^{k-4} s^4 - \dots}{(a^2 + s^2)^k}$ $B_1 = \frac{a}{a^2 + s^2}, B_2 = \frac{2as}{(a^2 + s^2)^2}, \dots, B_k = \frac{\binom{k}{1} a^{k-1} s - \binom{k}{3} a^{k-3} s^3 + \dots}{(a^2 + s^2)^k}$
54. $e^{rx} \sin sx^*$	Replace a by $a - r$ in formula 53 and multiply by e^{rx} .
55. $e^{ax} P(x)$	$e^{ax} \int \dots \int \frac{P(x) dx^n}{n-1}$
56. $P(x)e^{ax} \sin sx^*$	$\frac{(-1)^{\frac{n-1}{2}} e^{ax} \sin sx}{s^n} \left[\binom{n}{n-1} \frac{P'(x)}{s} - \binom{n+2}{n-1} \frac{P''(x)}{s^3} + \binom{n+4}{n-1} \frac{P'''(x)}{s^5} - \dots \right]$ $+ \frac{(-1)^{\frac{n+1}{2}} e^{ax} \cos sx}{s^n} \left[\binom{n-1}{n-1} P(x) - \binom{n+1}{n-1} \frac{P''(x)}{s^2} + \binom{n+3}{n-1} \frac{P^{iv}(x)}{s^4} - \dots \right] \quad (n \text{ odd})$ $\frac{(-1)^{\frac{n}{2}} e^{ax} \sin sx}{s^n} \left[\binom{n-1}{n-1} P(x) - \binom{n+1}{n-1} \frac{P''(x)}{s^2} + \binom{n+3}{n-1} \frac{P^{iv}(x)}{s^4} - \dots \right]$ $+ \frac{(-1)^{\frac{n}{2}} e^{ax} \cos sx}{s^n} \left[\binom{n}{n-1} \frac{P'(x)}{s} - \binom{n+2}{n-1} \frac{P'''(x)}{s^3} + \binom{n+4}{n-1} \frac{P^{v}(x)}{s^5} - \dots \right] \quad (n \text{ even})$

* For $\cos sx$ in R replace "sin" by "cos" and "cos" by "- sin" in y_p .

Table XI: $(D - a)^n f(D)y = R$

57. e^{ax}	$\frac{x^n}{n!} \cdot \frac{e^{ax}}{f(a)}$
--------------	--

*For $\cos sx$ in R replace "sin" by "cos" and "cos" by "- sin" in y_p .

Table XII: $(D^2 + q)^n y = R$

R	y_p
58. e^{rx}	$e^{rx} / (r^2 + q)^n$
59. $\sin sx^*$	$\sin sx / (q - s^2)^n$
60. $P(x)$	$\frac{1}{q^n} \left[P(x) - \binom{n}{1} \frac{P''(x)}{q^2} + \binom{n+1}{2} \frac{P^{iv}(x)}{q^2} - \binom{n+2}{3} \frac{P^{vi}(x)}{q^3} + \dots \right]$
61. $e^{rx} \sin sx^*$	$\frac{e^{rx}}{(A^2 + B^2)^n} \left\{ \left[A^n - \binom{n}{2} A^{n-2} B^2 + \binom{n}{4} A^{n-4} B^4 - \dots \right] \sin sx - \left[\binom{n}{1} A^{n-1} B - \binom{n}{3} A^{n-3} B^3 + \dots \right] \cos sx \right\}$ $A = r^2 - s^2 + q, \quad B = 2rs$

Table XIII: $(D^2 + b^2)^n y = R$

62. $\sin bx$ * $(-1)^{n+1/2} \frac{x^n \cos bx}{n!(2b)^n}$ (n odd), $(-1)^{n/2} \frac{x^n \sin bx}{n!(2b)^n}$ (n even)

Table XIV: $(D^n - q)y = R$

63. e^{rx} $e^{rx}/(r^n - q)$
 64. $P(x)$ $-\frac{1}{q} \left[P(x) \frac{P^{(n)}(x)}{q} + \frac{P^{(2n)}(x)}{q^2} + \dots \right]$
 65. $\sin sx$ * $-\frac{q \sin sx + (-1)^{\frac{n-1}{2}} s^n \cos sx}{q^2 + s^{2n}}$ (n odd), $\frac{\sin sx}{(-s^2)^{n/2} - q}$ (n even)
 66. $e^{rx} \sin sx$ * $\frac{Ae^{rx} \sin sr - Be^{rx} \cos sx}{A^2 + B^2} = \frac{e^{rx}}{\sqrt{A^2 + B^2}} \sin \left(sx - \tan^{-1} \frac{B}{A} \right)$
 $A = \left[r^n - \binom{n}{2} r^{n-2} s^2 + \binom{n}{4} r^{n-4} s^4 - \dots \right] - q$,
 $B = \left[\binom{n}{1} r^{n-1} s - \binom{n}{3} r^{n-3} s^3 + \dots \right]$
 *For $\cos sx$ in R replace “sin” by “cos” and \cos by “- sin” in y_p .

Table XV: $(D_x + mD_y)z = R$

R z_p
 67. e^{ax+by} $\frac{e^{ax+by}}{a + mb}$
 68. $f(ax + by)$ $\frac{\int f(u)du}{a + mb}$, $u = ax + by$
 69. $f(y - mx)$ $x \int f(y - mx)$
 70. $\phi(x, y) f(y - mx)$ $\int \phi(x, a + mx) dx$ ($a = y - mx$ after integration)

Table XVI: $(D_x + mD_y - k)z = R$

71. e^{ax+by} $\frac{e^{ax+by}}{a + mb - k}$
 72. $\sin(ax + by)$ * $\frac{(a + bm) \cos(ax + by) + k \sin(ax + by)}{(a + bm)^2 + k^2}$
 73. $e^{\alpha x + \beta y} \sin(ax + by)$ * Replace k in 72 by $k - \alpha - m\beta$ and multiply by $e^{\alpha x + \beta y}$
 74. $e^{kx} f(ax + by)$ $\frac{e^{kx} \int f(u)du}{a + mb}$, $u = ax + by$
 75. $f(y - mx)$ $-\frac{\int f(y - mx)}{k}$
 76. $p(x) f(y - mx)$ $-\frac{1}{k} f(y - mx) \left[p(x) + \frac{p'(x)}{k} + \frac{p''(x)}{k^2} + \dots + \frac{p^{(n)}(x)}{k^n} \right]$
 77. $e^{kx} f(y - mx)$ $x e^{kx} f(y - mx)$
 *For $\cos(ax + by)$ replace “sin” by “cos” and “cos” by “-sin” in z_p .
 $D_x = \frac{\partial}{\partial x}$; $D_y = \frac{\partial}{\partial y}$; $D_x^k D_y^r = \frac{\partial^{k+r}}{\partial x^k \partial y^r}$

Table XVII: $(D_x + mD_y)^n z = R$

R z_p
 78. e^{ax+by} $\frac{e^{ax+by}}{(a + mb)^n}$
 79. $f(ax + by)$ $\frac{\int \dots \int f(u)du^n}{(a + mb)^n}$, $u = ax + by$
 80. $f(y - mx)$ $\frac{x^n}{n!} f(y - mx)$
 81. $\phi(x, y) f(y + mx)$ $\int \dots \int \phi(x, a + mx) dx^n$ ($a = y - mx$ after integration)

Table XVIII: $(D_x + mD_y - k)^n z = R$

82. e^{ax+by}	$\frac{e^{ax+by}}{(a + mb - k)^n}$
83. $f(y - mx)$	$\frac{(-1)^n f(y - mx)}{k^n}$
84. $P(x) f(y - mx)$	$\frac{(-1)^n k^n}{k^n} f(y - mx) \left[p(x) + \binom{n}{1} \frac{p'(x)}{k} + \binom{n+1}{2} \frac{p''(x)}{k^2} + \binom{n+2}{3} \frac{p'''(x)}{k^3} + \dots \right]$
85. $e^{kz} f(ax + by)$	$\frac{e^{kx} \int \dots \int f(u) du^n}{(a + mb)^n}, u = ax + by$
86. $e^{kx} f(y - mx)$	$\frac{x^n}{n!} e^{kx} f(y - mx)$

Table XIX: $[D_x^n + a_1 D_x^{n-1} D_y + a_2 D_x^{n-2} D_y^2 + \dots + a_n D_y^n] z = R$

87. e^{ax+by}	$\frac{e^{ax+by}}{a + a_1 a^{n-1} b + a_2 a^{n-2} b^2 + \dots + a_n b^n}$
88. $f(ax + by)$	$\frac{\int \int \dots \int f(u) du^n}{a^n + a_1 a^{n-1} b + a_2 a^{n-2} b^2 + \dots + a_n b^n}, (u = ax + by)$

Table XX: $F(D_x \epsilon D_y) z = R$

89. e^{ax+by}	$\frac{e^{ax+by}}{F(a, b)}$
-----------------	-----------------------------

Table XXI: $F(D_x^2 \epsilon D_x D_y \epsilon D_y^2) z = R$

90. $\sin(ax + by)^*$	$\frac{\sin(ax + by)}{F(-a^2, -ab, -b^2)}$
-----------------------	--

*For $\cos(ax + by)$ replace "sin" by "cos", and "cos" by "-sin" in z_p .

DIFFERENTIAL EQUATIONS

$yF(xy) dx + xG(xy) dy = 0$	$\ln x = \int \frac{G(v) dv}{v\{G(v) - F(v)\}} + c$ <p>where $v = xy$. If $G(v) = F(v)$, the solution is $xy = c$.</p>
<p>Linear, homogeneous, second order equation</p> $\frac{d^2y}{dx^2} + b\frac{dy}{dx} + cy = 0$ <p>b, c are real constants</p>	<p>Let m_1, m_2 be the roots of $m^2 + bm + c = 0$.</p> <p>Then there are 3 cases:</p> <p>Case 1. m_1, m_2 real and distinct:</p> $y = c_1 e^{m_1 x} + c_2 e^{m_2 x}$ <p>Case 2. m_1, m_2 real and equal:</p> $y = c_1 e^{m_1 x} + c_2 x e^{m_1 x}$ <p>Case 3. $m_1 = p + qi, m_2 = p - qi$:</p> $y = e^{px} (c_1 \cos qx + c_2 \sin qx)$ <p>where $p = -b/2, q = \sqrt{4c - b^2}/2$</p>
<p>Linear, nonhomogeneous, second order equation</p> $\frac{d^2y}{dx^2} + b\frac{dy}{dx} + cy = R(x)$ <p>b, c are real constants</p>	<p>There are 3 cases corresponding to those immediately above:</p> <p>Case 1.</p> $y = c_1 e^{m_1 x} + c_2 e^{m_2 x} + \frac{e^{m_1 x}}{m_1 - m_2} \int e^{-m_1 x} R(x) dx + \frac{e^{m_2 x}}{m_2 - m_1} \int e^{-m_2 x} R(x) dx$ <p>Case 2.</p> $y = c_1 e^{m_1 x} + c_2 x e^{m_1 x} + x e^{m_1 x} \int e^{-m_1 x} R(x) dx - e^{m_1 x} \int x e^{-m_1 x} R(x) dx$ <p>Case 3.</p> $y = e^{px} (c_1 \cos qx + c_2 \sin qx) + \frac{e^{px} \sin qx}{q} \int e^{-px} R(x) \cos qx dx - \frac{e^{px} \cos qx}{q} \int e^{-px} R(x) \sin qx dx$

<p>Euler or Cauchy equation</p> $x^2 \frac{d^2 y}{dx^2} + bx \frac{dy}{dx} + cy = S(x)$	<p>Putting $x = e^t$, the equation becomes</p> $\frac{d^2 y}{dt^2} + (b-1) \frac{dy}{dt} + cy = S(e^t)$ <p>and can then be solved as a linear second order equation.</p>
<p>Bessel's equation</p> $x^2 \frac{d^2 y}{dx^2} + x \frac{dy}{dx} + (\lambda^2 x^2 - n^2)y = 0$	$y = c_1 J_n(\lambda x) + c_2 Y_n(\lambda x)$
<p>Transformed Bessel's equation</p> $x^2 \frac{d^2 y}{dx^2} + (2p+1)x \frac{dy}{dx} + (\alpha^2 x^{2r} + \beta^2)y = 0$	$y = x^{-p} \left\{ c_1 J_{q/r} \left(\frac{\alpha}{r} x^r \right) + c_2 Y_{q/r} \left(\frac{\alpha}{r} x^r \right) \right\}$ <p>where $q = \sqrt{p^2 - \beta^2}$.</p>
<p>Legendre's equation</p> $(1-x^2) \frac{d^2 y}{dx^2} - 2x \frac{dy}{dx} + n(n+1)y = 0$	$y = c_1 P_n(x) + c_2 Q_n(x)$

Differential equation	Method of solution
<p>Separation of variables</p> $f_1(x)g_1(y) dx + f_2(x)g_2(y) dy = 0$	$\int \frac{f_1(x)}{f_2(x)} dx + \int \frac{g_2(y)}{g_1(y)} dy = c$
<p>Exact equation</p> $M(x, y) dx + N(x, y) dy = 0$ <p>where $\partial M/\partial y = \partial N/\partial x$</p>	$\int M \partial x + \int \left(n - \frac{\partial}{\partial y} \int M \partial x \right) dy = c$ <p>where ∂x indicates that the integration is to be performed with respect to x keeping y constant.</p>
<p>Linear first order equation</p> $\frac{dy}{dx} + P(x)y = Q(x)$	$ye^{\int P dx} = \int Qe^{\int P dx} dx + c$
<p>Bernoulli's equation</p> $\frac{dy}{dx} + P(x)y = Q(x)y^n$	$ve^{(1-n) \int P dx} = \int Qe^{(1-n) \int P dx} dx + c$ <p>where $v = y^{1-n}$ if $n \neq 1$, the solution is</p> $\ln y = \int (Q - P) dx + c$
<p>Homogeneous equation</p> $\frac{dy}{dx} = F \left(\frac{y}{x} \right)$	$\ln x = \int \frac{dv}{F(v)-v} + c$ <p>where $v = y/x$. If $F(v) = v$, the solution is $y = cx$</p>
<p>Reducible to homogeneous</p> $(a_1x + b_1y + c_1)dx + (a_2x + b_2y + c_2) dy = 0$ $\frac{a_1}{a_2} \neq \frac{b_1}{b_2}$	<p>Set $u = a_1x + b_1y + c_1$ $v = a_2x + b_2y + c_2$</p> <p>Eliminate x and y and the equation becomes homogenous</p>
<p>Reducible to separable</p> $(a_1x + b_1y + c_1) dx + (a_2x + b_2y + c_2) dy = 0$ $\frac{a_1}{a_2} = \frac{b_1}{b_2}$	<p>Set $u = a_1x + b_1y$</p> <p>Eliminate x or y and equation becomes separable</p>

FOURIER SERIES

1. If $f(x)$ is a bounded periodic function of period $2L$ (i.e. $f(x + 2L) = f(x)$), and satisfies the *Dirichlet conditions*:
- In any period $f(x)$ is continuous, except possibly for a finite number of jump discontinuities.
 - In any period $f(x)$ has only a finite number of maxima and minima.

Then $f(x)$ may be represented by the *Fourier series*

$$\frac{a_0}{2} + \sum_{n=1}^{\infty} \left(a_n \cos \frac{n\pi x}{L} + b_n \sin \frac{n\pi x}{L} \right)$$

where a_n and b_n are as determined below. This series will converge to $f(x)$ at every point where $f(x)$ is continuous, and to

$$\frac{f(x^+) + f(x^-)}{2}$$

(i.e., the average of the left-hand and right-hand limits) at every point where $f(x)$ has a jump discontinuity.

$$a_n = \frac{1}{L} \int_{-L}^L f(x) \cos \frac{n\pi x}{L} dx, \quad n = 0, 1, 2, 3, \dots,$$

$$b_n = \frac{1}{L} \int_{-L}^L f(x) \sin \frac{n\pi x}{L} dx, \quad n = 1, 2, 3, \dots$$

we may also write

$$a_n = \frac{1}{L} \int_{\alpha}^{\alpha+2L} f(x) \cos \frac{n\pi x}{L} dx \text{ and } b_n = \frac{1}{L} \int_{\alpha}^{\alpha+2L} f(x) \sin \frac{n\pi x}{L} dx$$

where α is any real number. Thus if $\alpha = 0$,

$$a_n = \frac{1}{L} \int_0^{2L} f(x) \cos \frac{n\pi x}{L} dx, \quad n = 0, 1, 2, 3, \dots,$$

$$b_n = \frac{1}{L} \int_0^{2L} f(x) \sin \frac{n\pi x}{L} dx, \quad n = 1, 2, 3, \dots$$

2. If in addition to the restrictions in (1), $f(x)$ is an even function (i.e., $f(-x) = f(x)$), then the Fourier series reduces to

$$\frac{a_0}{2} + \sum_{n=1}^{\infty} a_n \cos \frac{n\pi x}{L}$$

That is, $b_n = 0$. In this case, a simpler formula for a_n is

$$a_n = \frac{2}{L} \int_0^L f(x) \cos \frac{n\pi x}{L} dx, \quad n = 0, 1, 2, 3, \dots$$

3. If in addition to the restrictions in (1), $f(x)$ is an odd function (i.e., $f(-x) = -f(x)$), then the Fourier series reduces to

$$\sum_{n=1}^{\infty} b_n \sin \frac{n\pi x}{L}$$

That is, $a_n = 0$. In this case, a simpler formula for the b_n is

$$b_n = \frac{2}{L} \int_0^L f(x) \sin \frac{n\pi x}{L} dx, \quad n = 1, 2, 3, \dots$$

4. If in addition to the restrictions in (2) above, $f(x) = -f(L - x)$, then a_n will be 0 for all even values of n , including $n = 0$. Thus in this case, the expansion reduces to

$$\sum_{m=1}^{\infty} a_{2m-1} \cos \frac{(2m-1)\pi x}{L}$$

5. If in addition to the restrictions in (3) above, $f(x) = f(L - x)$, then b_n will be 0 for all even values of n . Thus in this case, the expansion reduces to

$$\sum_{m=1}^{\infty} b_{2m-1} \sin \frac{(2m-1)\pi x}{L}$$

(The series in (4) and (5) are known as *odd-harmonic series*, since only the odd harmonics appear. Similar rules may be stated for even-harmonic series, but when a series appears in the even-harmonic form, it means that $2L$ has not been taken as the smallest period of $f(x)$. Since any integral multiple of a period is also a period, series obtained in this way will also work, but in general computation is simplified if $2L$ is taken to be the smallest period.)

6. If we write the Euler definitions for $\cos \theta$ and $\sin \theta$, we obtain the complex form of the Fourier Series known either as the “Complex Fourier Series” or the “Exponential Fourier Series” of $f(x)$. It is represented as

$$f(x) = \frac{1}{2} \sum_{n=-\infty}^{n=+\infty} c_n e^{i\omega_n x}$$

where

$$c_n = \frac{1}{L} \int_{-L}^L f(x) e^{-i\omega_n x} dx, \quad n = 0, \pm 1, \pm 2, \pm 3, \dots$$

with $\omega_n = \frac{n\pi}{L}$ for $n = 0, \pm 1, \pm 2, \dots$. The set of coefficients c_n is often referred to as the Fourier spectrum.

7. If both sine and cosine terms are present and if $f(x)$ is of period $2L$ and expandable by a Fourier series, it can be represented as

$$f(x) = \frac{a_0}{2} + \sum_{n=1}^{\infty} c_n \sin \left(\frac{n\pi x}{L} + \phi_n \right),$$

$$\text{where } a_n = c_n \sin \phi_n, \quad b_n = c_n \cos \phi_n, \quad c_n = \sqrt{a_n^2 + b_n^2}, \quad \phi_n = \arctan \left(\frac{a_n}{b_n} \right)$$

It can also be represented as

$$f(x) = \frac{a_0}{2} + \sum_{n=1}^{\infty} c_n \cos \left(\frac{n\pi x}{L} + \phi_n \right), \quad \text{where } a_n = c_n \cos \phi_n, \quad b_n = -c_n \sin \phi_n, \quad c_n = \sqrt{a_n^2 + b_n^2}, \quad \phi_n = \arctan \left(-\frac{b_n}{a_n} \right)$$

where ϕ_n is chosen so as to make a_n, b_n , and c_n hold.

8. The following table of trigonometric identities should be helpful for developing Fourier series.

	n	n even	n odd	$n/2$ odd	$n/2$ even
$\sin n\pi$	0	0	0	0	0
$\cos n\pi$	$(-1)^n$	+1	-1	+1	+1
* $\sin \frac{n\pi}{2}$		0	$(-1)^{(n-1)/2}$	0	0
* $\cos \frac{n\pi}{2}$		$(-1)^{n/2}$	0	-1	+1
$\sin \frac{n\pi}{4}$			$\frac{\sqrt{2}}{2} (-1)^{(n^2+4n+1)/8}$	$(-1)^{(n-2)/4}$	0

*A useful formula for $\sin \frac{n\pi}{2}$ and $\cos \frac{n\pi}{2}$ is given by

$$\sin \frac{n\pi}{2} = \frac{(i)^{n+1}}{2} [(-1)^n - 1] \quad \text{and} \quad \cos \frac{n\pi}{2} = \frac{(i)^n}{2} [(-1)^n + 1], \quad \text{where } i^2 = -1.$$

Auxiliary Formulas for Fourier Series

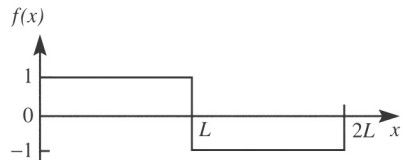
$$1 = \frac{4}{\pi} \left[\sin \frac{\pi x}{k} + \frac{1}{3} \sin \frac{3\pi x}{k} + \frac{1}{5} \sin \frac{5\pi x}{k} + \dots \right] \quad [0 < x < k]$$

$$x = \frac{2k}{\pi} \left[\sin \frac{\pi x}{k} - \frac{1}{2} \sin \frac{2\pi x}{k} + \frac{1}{3} \sin \frac{3\pi x}{k} - \dots \right] \quad [-k < x < k]$$

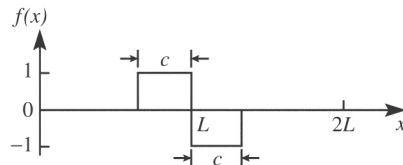
$$\begin{aligned}
 x &= \frac{k}{2} - \frac{4k}{\pi^2} \left[\cos \frac{\pi x}{k} + \frac{1}{3^2} \cos \frac{3\pi x}{k} + \frac{1}{5^2} \cos \frac{5\pi x}{k} + \dots \right] \quad [0 < x < k] \\
 x^2 &= \frac{2k^2}{\pi^3} \left[\left(\frac{\pi^2}{1} - \frac{4}{1} \right) \sin \frac{\pi x}{k} - \frac{\pi^2}{2} \sin \frac{2\pi x}{k} + \left(\frac{\pi^2}{3} - \frac{4}{3^3} \right) \sin \frac{3\pi x}{k} \right. \\
 &\quad \left. - \frac{\pi^2}{4} \sin \frac{4\pi x}{k} + \left(\frac{\pi^2}{5} - \frac{4}{5^3} \right) \sin \frac{5\pi x}{k} + \dots \right] \quad [0 < x < k] \\
 x^2 &= \frac{k^2}{3} - \frac{4k^2}{\pi^2} \left[\cos \frac{\pi x}{k} - \frac{1}{2^2} \cos \frac{2\pi x}{k} + \frac{1}{3^2} \cos \frac{3\pi x}{k} - \frac{1}{4^2} \cos \frac{4\pi x}{k} + \dots \right] \\
 &\quad [-k < x < k]
 \end{aligned}$$

$$\begin{aligned}
 1 - \frac{1}{3} + \frac{1}{5} - \frac{1}{7} + \dots &= \frac{\pi}{4} \\
 1 - \frac{1}{2^2} + \frac{1}{3^2} + \frac{1}{4^2} + \dots &= \frac{\pi^2}{6} \\
 1 - \frac{1}{2^2} + \frac{1}{3^2} - \frac{1}{4^2} + \dots &= \frac{\pi^2}{12} \\
 1 + \frac{1}{3^2} + \frac{1}{5^2} - \frac{1}{7^2} + \dots &= \frac{\pi^2}{8} \\
 \frac{1}{2^2} + \frac{1}{4^2} + \frac{1}{6^2} + \frac{1}{8^2} + \dots &= \frac{\pi^2}{24}
 \end{aligned}$$

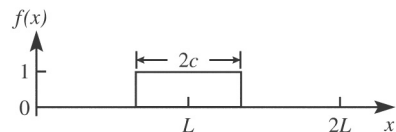
FOURIER EXPANSIONS FOR BASIC PERIODIC FUNCTIONS



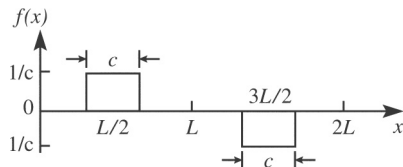
$$f(x) = \frac{4}{\pi} \sum_{n=1,3,5,\dots} \frac{1}{n} \sin \frac{n\pi x}{L}$$



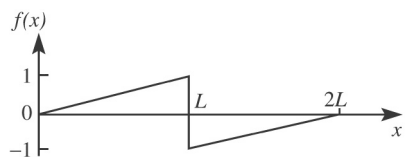
$$f(x) = \frac{2}{\pi} \sum_{n=1}^{\infty} \frac{(-1)^n}{n} \left(\cos \frac{n\pi c}{L} - 1 \right) \sin \frac{n\pi x}{L}$$



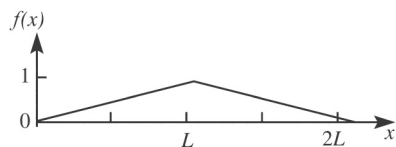
$$f(x) = \frac{c}{L} + \frac{2}{\pi} \sum_{n=1}^{\infty} \frac{(-1)^n}{n} \sin \frac{n\pi c}{L} \cos \frac{n\pi x}{L}$$



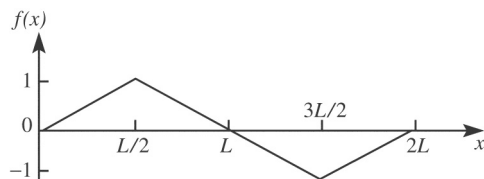
$$f(x) = \frac{2}{L} \sum_{n=1}^{\infty} \sin \frac{n\pi}{2} \frac{\sin(\frac{1}{2}n\pi c/L)}{\frac{1}{2}n\pi c/L} \sin \frac{n\pi x}{L}$$



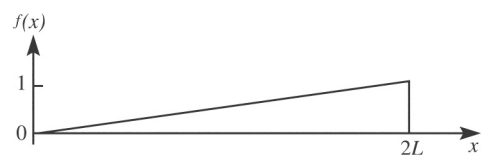
$$f(x) = \frac{2}{\pi} \sum_{n=1}^{\infty} \frac{(-1)^{n+1}}{n} \sin \frac{n\pi x}{L}$$



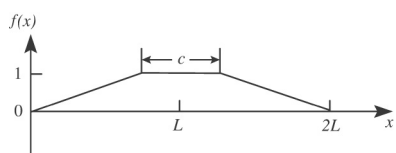
$$f(x) = \frac{1}{2} - \frac{4}{\pi^2} \sum_{n=1,3,5,\dots} \frac{1}{n^2} \cos \frac{n\pi x}{L}$$



$$f(x) = \frac{8}{\pi^2} \sum_{n=1,3,5,\dots} \frac{(-1)^{(n-1)/2}}{n^2} \sin \frac{n\pi x}{L}$$

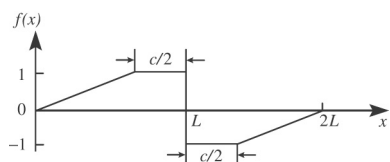


$$f(x) = \frac{1}{2} - \frac{1}{\pi} \sum_{n=1}^{\infty} \frac{1}{n} \sin \frac{n\pi x}{L}$$

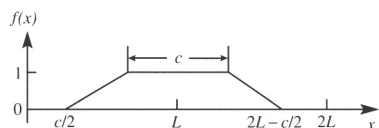


$$f(x) = \frac{1}{2}(1+a) + \frac{2}{\pi^2(1-a)} \sum_{n=1}^{\infty} \frac{1}{n^2} [(-1)^n \cos n\pi a - 1] \cos \frac{n\pi x}{L};$$

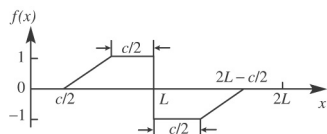
$$(a = \frac{c}{2L})$$



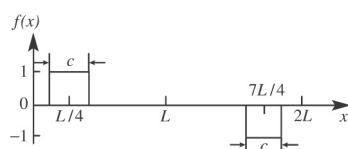
$$f(x) = \frac{2}{\pi} \sum_{n=1}^{\infty} \frac{(-1)^{n-1}}{n} \left[1 + \frac{\sin n\pi a}{n\pi(1-a)} \right] \sin \frac{n\pi x}{L}; (a = \frac{c}{2L})$$



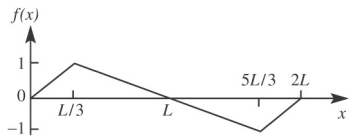
$$f(x) = \frac{1}{2} - \frac{4}{\pi^2(1-2a)} \sum_{n=1,3,5,\dots} \frac{1}{n^2} \cos n\pi a \cos \frac{n\pi x}{L}; (a = \frac{c}{2L})$$



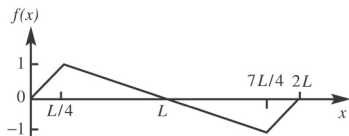
$$f(x) = \frac{2}{\pi} \sum_{n=1}^{\infty} \frac{(-1)^n}{n} \left[1 + \frac{1+(-1)^n}{n\pi(1-2a)} \sin n\pi a \right] \sin \frac{n\pi x}{L}; (a = \frac{c}{2L})$$



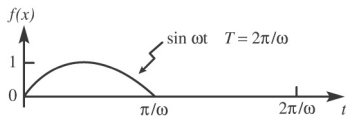
$$f(x) \frac{4}{\pi} \sum_{n=1}^{\infty} \frac{1}{n} \sin \frac{n\pi x}{4} \sin n\pi a \sin \frac{n\pi x}{L}; (a = \frac{c}{2L})$$



$$f(x) = \frac{9}{\pi^2} \sum_{n=1}^{\infty} \frac{1}{n^2} \sin \frac{n\pi}{3} \sin \frac{n\pi x}{L}; \left(a = \frac{c}{2L}\right)$$



$$f(x) = \frac{32}{3\pi^2} \sum_{n=1}^{\infty} \frac{1}{n^2} \sin \frac{n\pi}{4} \sin \frac{n\pi x}{L}; \left(a = \frac{c}{2L}\right)$$



$$f(x) = \frac{1}{\pi} + \frac{1}{2} \sin \omega t - \frac{2}{\pi} \sum_{n=2,4,6,\dots} \frac{1}{n^2-1} \cos n\omega t$$

Extracted from graphs and formulas, pages 372, 373, Differential Equations in Engineering Problems, Salvadori and Schwarz, published by Prentice-Hall, Inc., 1954.

THE FOURIER TRANSFORMS

For a piecewise continuous function $F(x)$ over a finite interval $0 \leq x \leq \pi$; the *finite Fourier cosine transform* of $F(x)$ is

$$f_c(n) = \int_0^\pi F(x) \cos nx \, dx \quad (n = 0, 1, 2, \dots)$$

If x ranges over the interval $0 \leq x \leq L$, the substitution $x' = \pi x/L$ allows the use of this definition, also. The inverse transform is written.

$$\bar{F}(x) = \frac{1}{\pi} f_c(0) - \frac{2}{\pi} \sum_{n=1}^{\infty} f_c(n) \cos nx \quad (0 < x < \pi)$$

where $F(x) = \frac{F(x+\epsilon) + F(x-\epsilon)}{2}$. We observe that $F(x+) = F(x-) = F(x)$ at points of continuity. The formula

$$\begin{aligned} f_c^{(2)}(n) &= \int_0^\pi F''(x) \cos nx \, dx \\ &= -n^2 f_c(n) - F'(0) + (-1)^n F'(\pi) \end{aligned} \quad (1)$$

makes the finite Fourier cosine transform useful in certain boundary value problems. Analogously, the *finite Fourier sine transform* of $F(x)$ is

$$f_s(n) = \int_0^\pi F(x) \sin nx \, dx \quad (n = 1, 2, 3, \dots)$$

and

$$\bar{F}(x) = \frac{2}{\pi} \sum_{n=1}^{\infty} f_s(n) \sin nx \quad (0 < x < \pi)$$

Corresponding to (1) we have

$$\begin{aligned} f_s^{(2)}(n) &= \int_0^\pi F''(x) \sin nx \, dx \\ &= -n^2 f_s(n) - n F(0) - n(-1)^n F(\pi) \end{aligned} \quad (2)$$

If $F(x)$ is defined for $x \leq 0$ and is piecewise continuous over any finite interval, and if $\int_0^x F(x) \, dx$ is absolutely convergent, then

$$f_c(\alpha) = \sqrt{\frac{2}{\pi}} \int_0^x F(x) \cos(\alpha x) \, dx$$

is the *Fourier cosine transform* of $F(x)$. Furthermore,

$$\bar{F}(x) = \sqrt{\frac{2}{\pi}} \int_0^x f_c(\alpha) \cos(\alpha x) d\alpha.$$

If $\lim_{x \rightarrow \infty} d^n F/dx^n = 0$, then an important property of the Fourier cosine transform is

$$\begin{aligned} f_c^{(2r)}(\alpha) &= \sqrt{\frac{2}{\pi}} \int_0^x \left(\frac{d^{2r} F}{dx^{2r}} \right) \cos(\alpha x) dx \\ &= -\sqrt{\frac{2}{\pi}} \sum_{n=0}^{r-1} (-1)^n a_{2r-2n-1} \alpha^{2n} + (-1)^r \alpha^{2r} f_c(\alpha) \end{aligned} \quad (3)$$

where $\lim_{x \rightarrow \infty} d^r F/dx^r = a_r$, makes it useful in the solution of many problems. Under the same conditions.

$$f_s(\alpha) = \sqrt{\frac{2}{\pi}} \int_0^x F(x) \sin(\alpha x) dx$$

defines the *Fourier sine transform* of $F(x)$, and

$$\bar{F}(x) = \sqrt{\frac{2}{\pi}} \int_0^x f_s(\alpha) \sin(\alpha x) d\alpha$$

Corresponding to (3) we have

$$\begin{aligned} f_s^{(2r)}(\alpha) &= \sqrt{\frac{2}{\pi}} \int_0^\infty \frac{d^{2r} F}{dx^{2r}} \sin(\alpha x) dx \\ &= -\sqrt{\frac{2}{\pi}} \sum_{n=1}^r (-1)^n \alpha^{2n-1} a_{2r-2n} + (-1)^{r-1} \alpha^{2r} f_s(\alpha) \end{aligned} \quad (4)$$

Similarly, if $F(x)$ is defined for $-\infty < x < \infty$, and if $\int_{-\infty}^\infty F(x) dx$ is absolutely convergent, then

$$f(\alpha) = \frac{1}{\sqrt{2\pi}} \int_{-\infty}^\infty F(x) e^{i\alpha x} dx$$

is the *Fourier transform* of $F(x)$, and

$$\bar{F}(x) = \frac{1}{\sqrt{2\pi}} \int_{-\infty}^\infty f(\alpha) e^{-i\alpha x} d\alpha$$

Also, if

$$\lim_{|x| \rightarrow \infty} \left| \frac{d^n F}{dx^n} \right| = 0 \quad (n = 1, 2, \dots, r-1)$$

then

$$f^{(r)}(\alpha) = \frac{1}{\sqrt{2\pi}} \int_{-\infty}^\infty F^{(r)}(x) e^{i\alpha x} dx = (-i\alpha)^r f(\alpha)$$

Finite Sine Transforms

$f_s(n)$	$F(x)$
1 $f_s(n) = \int_0^{\pi} F(x) \sin nx \, dx \quad (n = 1, 2, \dots)$	$F(x)$
2 $(-1)^{n+1} f_s(n)$	$F(\pi - x)$
3 $\frac{1}{n}$	$\frac{\pi - x}{\pi}$
4 $\frac{(-1)^{n+1}}{n}$	$\frac{x}{\pi}$
5 $\frac{1 - (-1)^n}{n}$	1
6 $\frac{2}{n^2} \sin \frac{n\pi}{2}$	$\begin{cases} x & \text{when } 0 < x < \pi/2 \\ \pi - x & \text{when } \pi/2 < x < \pi \end{cases}$
7 $\frac{(-1)^{n+1}}{n^3}$	$\frac{x(\pi^2 - x^2)}{6\pi}$
8 $\frac{1 - (-1)^n}{n^3}$	$\frac{x(\pi - x)}{2}$
9 $\frac{\pi^2(-1)^{n-1}}{n} - \frac{2[1 - (-1)^n]}{n^3}$	x^2
10 $\pi(-1)^n \left(\frac{6}{n^3} - \frac{\pi^2}{n} \right)$	x^3
11 $\frac{n}{n^2 + c^2} [1 - (-1)^n e^{c\pi}]$	e^{cx}
12 $\frac{n}{n^2 + c^2}$	$\frac{\sinh c(\pi - x)}{\sinh c\pi}$

$f_s(n)$	$F(x)$
13 $\frac{n}{n^2 - k^2} \quad (k \neq 0, 1, 2, \dots)$	$\frac{\sin k(\pi - x)}{\sin k\pi}$
14 $\begin{cases} \frac{\pi}{2} & \text{when } n = m \\ 0 & \text{when } n \neq m \end{cases} \quad (m = 1, 2, \dots)$	$\sin mx$
15 $\frac{n}{n^2 - k^2} [1 - (-1)^n \cos k\pi]$ $(k \neq 1, 2, \dots)$	$\cos kx$
16 $\begin{cases} \frac{n}{n^2 - m^2} [1 - (-1)^{n+m}] & \text{when } n \neq m = 1, 2, \dots \\ 0 & \text{when } n = m \end{cases}$	$\cos mx$
17 $\frac{n}{(n^2 - k^2)^2} \quad (k \neq 0, 1, 2, \dots)$	$\frac{\pi \sin kx}{2k \sin^2 k\pi} - \frac{x \cos k(\pi - x)}{2k \sin k\pi}$
18 $\frac{b^n}{n} \quad (b \leq 1)$	$\frac{\pi}{2} \arctan \frac{b \sin x}{1 - b \cos x}$
19 $\frac{1 - (-1)^n}{n} b^n \quad (b \leq 1)$	$\frac{\pi}{2} \arctan \frac{2b \sin x}{1 - b^2}$

Finite Cosine Transforms

$f_c(n)$	$F(x)$
1 $f_c(n) = \int_0^\pi F(x) \cos nx \, dx \quad (n = 0, 1, 2, \dots)$	$F(x)$
2 $(-1)^n f_c(n)$	$F(\pi - x)$
3 0 when $n = 1, 2, \dots$; $f_c(0) = \pi$	1
4 $\frac{2}{n} \sin \frac{n\pi}{2}$; $f_c(0) = 0$	$\begin{cases} 1 & \text{when } 0 < x < \pi/2 \\ -1 & \text{when } \pi/2 < x < \pi \end{cases}$
5 $-\frac{1-(-1)^n}{n^2}$; $f_c(0) = \frac{\pi^2}{2}$	x
6 $\frac{(-1)^n}{n^2}$; $f_c(0) = \frac{\pi^2}{6}$	$\frac{x^2}{2\pi}$
7 $\frac{1}{n^2}$; $f_c(0) = 0$	$\frac{(\pi-x)^2}{2\pi} - \frac{\pi}{6}$
8 $3\pi^2 \frac{(-1)^n}{n^2} - 6 \frac{1-(-1)^n}{n^4}$; $f_c(0) = \frac{\pi^4}{4}$	x^3
9 $\frac{(-1)^n e^{\pi-1}}{n^2+c^2}$	$\frac{1}{c} e^{cx}$
10 $\frac{1}{n^2+c^2} k$	$\frac{\cosh c(\pi-x)}{c \sinh c\pi}$
11 $\frac{1}{n^2-k^2} [(-1)^n \cos \pi k - 1] (k \neq 0, 1, 2, \dots)$	$\sin kx$
12 $\frac{(-1)^{n+m}-1}{n^2-m^2}$; $f_c(m) = 0 \quad (m = 1, 2, \dots)$	$\frac{1}{m} \sin mx$
13 $\frac{1}{n^2-k^2} \quad (k \neq 0, 1, 2, \dots)$	$-\frac{\cos k(\pi-x)}{k \sin k\pi}$
14 $\begin{cases} 0 & \text{for } n = 1, 2, \dots; n \neq m \\ \frac{\pi}{2} & \text{for } n = m \end{cases}$	$\cos mx \quad \text{for } m = 1, 2, 3, \dots$

Fourier Sine Transforms

$F(x)$	$f_s(\alpha)$
1 $\begin{cases} 1 & (0 < x < a) \\ 0 & (x > a) \end{cases}$	$\sqrt{\frac{2}{\pi}} \left[\frac{1-\cos \alpha}{\alpha} \right]$
2 $x^{p-1} (0 < p < 1)$	$\sqrt{\frac{2}{\pi}} \frac{\Gamma(p)}{\alpha^p} \sin \frac{p\pi}{2}$
3 $\begin{cases} \sin x & (0 < x < a) \\ 0 & (x > a) \end{cases}$	$\frac{1}{\sqrt{2\pi}} \left[\frac{\sin[a(1-\alpha)]}{1-\alpha} - \frac{\sin[a(1+\alpha)]}{1+\alpha} \right]$
4 e^{-x}	$\sqrt{\frac{2}{\pi}} \left[\frac{\alpha}{1+\alpha^2} \right]$
5 $xe^{-x^2/2}$	$\alpha e^{-\alpha^2/2}$
6 $\cos \frac{x^2}{2}$	$\sqrt{2} \left[\sin \frac{\alpha^2}{2} C \left(\frac{\alpha^2}{2} \right) - \cos \frac{\alpha^2}{2} S \left(\frac{\alpha^2}{2} \right) \right]^*$
7 $\sin \frac{x^2}{2}$	$\sqrt{2} \left[\cos \frac{\alpha^2}{2} C \left(\frac{\alpha^2}{2} \right) + \sin \frac{\alpha^2}{2} S \left(\frac{\alpha^2}{2} \right) \right]^*$

Here $C(y)$ and $S(y)$ are the Fresnel integrals:

$$C(y) = \frac{1}{\sqrt{2\pi}} \int_0^y \frac{1}{\sqrt{t}} \cos t \, dt, \quad S(y) = \frac{1}{\sqrt{2\pi}} \int_0^y \frac{1}{\sqrt{t}} \sin t \, dt$$

*More extensive tables of the Fourier sine and cosine transforms can be found in Fritz Oberhettinger, *Tabellen zur-Fourier Transformation*, Springer, 1957.

Fourier Cosine Transforms

$F(x)$	$f_c(\alpha)$
1 $\begin{cases} 1 & (0 < x < a) \\ 0 & (x > a) \end{cases}$	$\sqrt{\frac{2}{\pi}} \frac{\sin a\alpha}{\alpha}$
2 $x^{p-1} \quad (0 < p < 1)$	$\sqrt{\frac{2}{\pi}} \frac{\Gamma(p)}{\alpha^p} \cos \frac{p\pi}{2}$
3 $\begin{cases} \cos x & (0 < x < a) \\ 0 & (x > a) \end{cases}$	$\frac{1}{\sqrt{2\pi}} \left[\frac{\sin[a(1-\alpha)]}{1-\alpha} + \frac{\sin[a(1+\alpha)]}{1+\alpha} \right]$
4 e^{-x}	$\sqrt{\frac{2}{\pi}} \left(\frac{1}{1+\alpha^2} \right)$
5 $e^{-x^2/2}$	$e^{-\alpha^2/2}$
6 $\cos \frac{x^2}{2}$	$\cos \left(\frac{\alpha^2}{2} - \frac{\pi}{4} \right)$
7 $\sin \frac{x^2}{2}$	$\cos \left(\frac{\alpha^2}{2} + \frac{\pi}{4} \right)$

Fourier Transforms

	$F(x)$	$f(\alpha)$
1	$\frac{\sin ax}{x}$	$\begin{cases} \sqrt{\frac{\pi}{2}} & \alpha < a \\ 0 & \alpha > a \end{cases}$
2	$\begin{cases} e^{iwx} & (p < x < q) \\ 0 & (x < p, x > q) \end{cases}$	$\frac{i}{\sqrt{2\pi}} \frac{e^{ip(w+\alpha)} - e^{iq(w+\alpha)}}{(w+\alpha)}$
3	$\begin{cases} e^{-cx+iwx} & (x > 0) \\ 0 & (x < 0) \end{cases} \quad (c > 0)$	$\frac{i}{\sqrt{2\pi}(w+\alpha+i c)}$
4	$e^{-px^2} \quad R(p) > 0$	$\frac{1}{\sqrt{2p}} e^{-\alpha^2/4p}$
5	$\cos px^2$	$\frac{1}{\sqrt{2p}} \cos \left[\frac{\alpha^2}{4p} - \frac{\pi}{4} \right]$
6	$\sin px^2$	$\frac{1}{\sqrt{2p}} \cos \left[\frac{\alpha^2}{4p} + \frac{\pi}{4} \right]$
7	$ x ^{-p} \quad (0 < p < 1)$	$\sqrt{\frac{2}{\pi}} \frac{\Gamma(1-p) \sin \frac{p\pi}{2}}{ \alpha ^{1-p}}$
8	$\frac{e^{-a x }}{\sqrt{ x }}$	$\sqrt{\frac{a^2 + \alpha^2}{a}}$
9	$\frac{\cosh ax}{\cosh \pi x} \quad (-\pi < a < \pi)$	$\sqrt{\frac{2}{\pi}} \frac{\cos \frac{a}{2} \cosh \frac{a}{2}}{\cosh \alpha + \cos a}$
10	$\frac{\sinh ax}{\sinh \pi x} \quad (-\pi < a < \pi)$	$\frac{1}{\sqrt{2\pi}} \frac{\sin a}{\cosh \alpha + \cos a}$
11	$\begin{cases} \frac{1}{\sqrt{a^2-x^2}} & (x < a) \\ 0 & (x > a) \end{cases}$	$\sqrt{\frac{\pi}{2}} J_0(a\alpha)$
12	$\frac{\sin[b\sqrt{a^2+x^2}]}{\sqrt{a^2+x^2}}$	$\begin{cases} 0 & (\alpha > b) \\ \sqrt{\frac{\pi}{2}} J_0(a\sqrt{b^2-\alpha^2}) & (\alpha < b) \end{cases}$
13	$\begin{cases} p_n(x) & (x < 1) \\ 0 & (x > 1) \end{cases}$	$\frac{i^n}{\sqrt{\alpha}} J_{n+\frac{1}{2}}(\alpha)$
14	$\begin{cases} \frac{\cos[b\sqrt{a^2-x^2}]}{\sqrt{a^2-x^2}} & (x < a) \\ 0 & (x > a) \end{cases}$	$\sqrt{\frac{\pi}{2}} J_0(a\sqrt{a^2+b^2})$
15	$\begin{cases} \frac{\cosh[b\sqrt{a^2-x^2}]}{\sqrt{a^2-x^2}} & (x < a) \\ 0 & (x > a) \end{cases}$	$\sqrt{\frac{\pi}{2}} J_0(a\sqrt{\alpha^2-b^2})$

*More extensive tables of Fourier transforms can be found in W. Magnus and F. Oberhettinger, *Formulas and Theorems of the Special Functions of Mathematical Physics*. Chelsea, 1949, 116–120.

SERIES EXPANSION

The expression in parentheses following certain of the series indicates the region of convergence. If not otherwise indicated it is to be understood that the series converges for all finite values of x .

Binomial Series

$$(x + y)^n = x^n + nx^{n-1}y + \frac{n(n-1)}{2!}x^{n-2}y^2 + \frac{n(n-1)(n-2)}{3!}x^{n-3}y^3 + \dots \quad (y^2 < x^2)$$

$$(1 \pm x)^n = 1 \pm nx + \frac{n(n-1)x^2}{2!} \pm \frac{n(n-1)(n-2)x^3}{3!} + \dots \quad (x^2 < 1)$$

$$(1 \pm x)^{-n} = 1 \mp nx + \frac{n(n+1)x^2}{2!} \mp \frac{n(n+1)(n+2)x^3}{3!} + \dots \quad (x^2 < 1)$$

$$(1 \pm x)^{-1} = 1 \mp x + x^2 \mp x^3 + x^4 \mp x^5 + \dots \quad (x^2 < 1)$$

$$(1 \pm x)^{-2} = 1 \mp 2x + 3x^2 \mp 4x^3 + 5x^4 \mp 6x^5 + \dots \quad (x^2 < 1)$$

Reversion of Series

Let a series be represented by

$$y = a_1x + a_2x^2 + a_3x^3 + a_4x^4 + a_5x^5 + a_6x^6 + \dots$$

with $a_1 \neq 0$. The coefficients of the series

$$x = A_1y + A_2y^2 + A_3y^3 + A_4y^4 + \dots$$

are

$$A_1 = \frac{1}{a_1} \quad A_2 = -\frac{a_2}{a_1^3} \quad A_3 = \frac{1}{a_1^5}(2a_2^2 - a_1a_3)$$

$$A_4 = \frac{1}{a_1^7}(5a_1a_2a_3 - a_1^2a_4 - 5a_2^3)$$

$$A_5 = \frac{1}{a_1^9}(6a_1^2a_2a_4 + 3a_1^2a_3^2 + 14a_2^4 - a_1^3a_5 - 21a_1a_2^2a_3)$$

$$A_6 = \frac{1}{a_1^{11}}(7a_1^3a_2a_5 + 7a_1^3a_3a_4 + 84a_1a_2^3a_3 - a_1^4a_6 - 28a_1^2a_2^2a_4 - 28a_1^2a_2a_3^2 - 42a_2^5)$$

$$A_7 = \frac{1}{a_1^{13}}(8a_1^4a_2a_6 + 8a_1^4a_3a_5 + 4a_1^4a_4^2 + 120a_1^2a_2^3a_4 + 180a_1^2a_2^2a_3^2 + 132a_2^6 - a_1^5a_7 \\ - 36a_1^3a_2^2a_5 - 72a_1^3a_2a_3a_4 - 12a_1^3a_3^3 - 330a_1a_2^4a_3)$$

Taylor Series

$$1. \quad f(x) = f(a) + (x-a)f'(a) + \frac{(x-a)^2}{2!}f''(a) + \frac{(x-a)^3}{3!}f'''(a) \\ + \dots + \frac{(x-a)^n}{n!}f^{(n)}(a) + \dots \quad (\text{Taylor's Series})$$

(Increment form)

$$2. \quad f(x+b) = f(x) + bf'(x) + \frac{b^2}{2!}f''(x) + \frac{b^3}{3!}f'''(x) + \dots \\ = f(b) + xf'(b) + \frac{x^2}{2!}f''(b) + \frac{x^3}{3!}f'''(b) + \dots$$

3. If $f(x)$ is a function possessing derivatives of all orders throughout the interval $a \leq x \leq b$, then there is a value X , with $a < X < b$, such that

$$f(b) = f(a) + (b-a)f'(a) + \frac{(b-a)^2}{2!}f''(a) + \dots + \frac{(b-a)^{n-1}}{(n-1)!}f^{(n-1)}(a) + \frac{(b-a)^n}{n!}f^{(n)}(X)$$

$$f(a+b) = f(a) + bf'(a) + \frac{b^2}{2!}f''(a) + \dots + \frac{b^{n-1}}{(n-1)!}f^{(n-1)}(a) + \frac{b^n}{n!}f^{(n)}(a+\theta b)$$

where $b = a + h$ and $0 < \theta < 1$. Or

$$f(x) = f(a) + (x-a)f'(a) + \frac{(x-a)^2}{2!}f''(a) + \dots + (x-a)^{n-1}\frac{f^{(n-1)}(a)}{(n-1)!} + R_n,$$

where

$$R_n = \frac{f^{(n)}[a + \theta \cdot (x-a)]}{n!}(x-a)^n, \quad 0 < \theta < 1.$$

The above forms are known as Taylor's series with the remainder term.

4. Taylor's series for a function of two variables

$$\text{If } \left(h \frac{\partial}{\partial x} + k \frac{\partial}{\partial y} \right) f(x, y) = h \frac{\partial f(x, y)}{\partial x} + k \frac{\partial f(x, y)}{\partial y};$$

$$\left(h \frac{\partial}{\partial x} + k \frac{\partial}{\partial y} \right)^2 f(x, y) = h^2 \frac{\partial^2 f(x, y)}{\partial x^2} + 2hk \frac{\partial^2 f(x, y)}{\partial x \partial y} + k^2 \frac{\partial^2 f(x, y)}{\partial y^2}$$

etc., and if $\left(h \frac{\partial}{\partial x} + k \frac{\partial}{\partial y} \right)^n f(x, y) \Big|_{x=a}^{y=b}$ where the bar and subscripts means that after differentiation we are to replace x by a and y by b , then

$$f(a+h, b+k) = f(a, b) + \left(h \frac{\partial}{\partial x} + k \frac{\partial}{\partial y} \right) f(x, y) \Big|_{x=a}^{y=b} + \dots + \frac{1}{n!} \left(h \frac{\partial}{\partial x} + k \frac{\partial}{\partial y} \right)^n f(x, y) \Big|_{x=a}^{y=b} + \dots$$

Maclaurin Series

$$f(x) = f(0) + xf'(0) + \frac{x^2}{2!} f''(0) + \frac{x^3}{3!} f'''(0) + \cdots + x^{n-1} \frac{f^{(n-1)}(0)}{(n-1)!} + R_n,$$

where

$$R_n = \frac{x^n f^{(n)}(\theta x)}{n!}, \quad 0 < \theta < 1.$$

Exponential Series

$$\begin{aligned} e &= 1 + \frac{1}{1!} + \frac{1}{2!} + \frac{1}{3!} + \frac{1}{4!} + \cdots \\ e^x &= 1 + x + \frac{x^2}{2!} + \frac{x^3}{3!} + \frac{x^4}{4!} + \cdots \\ a^x &= 1 + x \log_e a + \frac{(x \log_e a)^2}{2!} + \frac{(x \log_e a)^3}{3!} + \cdots \\ e^x &= e^a \left[1 + (x-a) + \frac{(x-a)^2}{2!} + \frac{(x-a)^3}{3!} + \cdots \right] \end{aligned}$$

Logarithmic Series

$$\begin{aligned} \log_e x &= \frac{x-1}{x} + \frac{1}{2} \left(\frac{x-1}{x} \right)^2 + \frac{1}{3} \left(\frac{x-1}{x} \right)^3 + \cdots & (x > \frac{1}{2}) \\ \log_e x &= (x-1) - \frac{1}{2}(x-1)^2 + \frac{1}{3}(x-1)^3 - \cdots & (2 \geq x > 0) \\ \log_e x &= 2 \left[\frac{x-1}{x+1} + \frac{1}{3} \left(\frac{x-1}{x+1} \right)^3 + \frac{1}{5} \left(\frac{x-1}{x+1} \right)^5 + \cdots \right] & (x > 0) \\ \log_e(1+x) &= x - \frac{1}{2}x^2 + \frac{1}{3}x^3 - \frac{1}{4}x^4 + \cdots & (-1 < x \leq 1) \\ \log_e(n+1) - \log_e(n-1) &= 2 \left[\frac{1}{n} + \frac{1}{3n^3} + \frac{1}{5n^5} + \cdots \right] \\ \log_e(a+x) &= \log_e a + 2 \left[\frac{x}{2a+x} + \frac{1}{3} \left(\frac{x}{2a+x} \right)^3 \right. \\ &\quad \left. + \frac{1}{5} \left(\frac{x}{2a+x} \right)^5 + \cdots \right] & (a > 0, -a < x < +\infty) \\ \log_e \frac{1+x}{1-x} &= 2 \left[x + \frac{x^3}{3} + \frac{x^5}{5} + \cdots + \frac{x^{2n-1}}{2n-1} + \cdots \right] & -1 < x < 1 \\ \log_e x &= \log_e a + \frac{(x-a)}{a} - \frac{(x-a)^2}{2a^2} + \frac{(x-a)^3}{3a^3} - \cdots & 0 < x \leq 2a \end{aligned}$$

Trigonometric Series

$$\begin{aligned} \sin x &= x - \frac{x^3}{3!} + \frac{x^5}{5!} - \frac{x^7}{7!} + \cdots \quad (\text{all real values of } x) \\ \cos x &= 1 - \frac{x^2}{2!} + \frac{x^4}{4!} - \frac{x^6}{6!} + \cdots \quad (\text{all real values of } x) \\ \tan x &= x + \frac{x^3}{3} + \frac{2x^5}{15} + \frac{17x^7}{315} + \frac{62x^9}{2835} + \cdots + \frac{(-1)^{n-1} 2^{2n} (2^{2n}-1) B_{2n}}{(2n)!} x^{2n-1} + \cdots, \\ &\quad \left[x^2 < \frac{\pi^2}{4} \quad \text{and } B_n \text{ represents the } n^{\text{th}} \text{ Bernoulli number} \right] \\ \cot x &= \frac{1}{x} - \frac{x}{3} - \frac{x^3}{45} - \frac{2x^5}{945} - \frac{x^7}{4725} - \cdots - \frac{(-1)^{n+1} 2^{2n}}{(2n)!} B_{2n} x^{2n-1} - \cdots, \\ &\quad \left[x^2 < \pi^2 \quad \text{and } B_n \text{ represents the } n^{\text{th}} \text{ Bernoulli number} \right] \\ \sec x &= 1 + \frac{x^2}{2} + \frac{5}{24} x^4 + \frac{61}{720} x^6 + \frac{277}{8064} x^8 + \cdots + \frac{(-1)^n E_{2n}}{(2n)!} x^{2n} + \cdots, \\ &\quad \left[x^2 < \frac{\pi^2}{4} \quad \text{and } E_n \text{ represents the } n^{\text{th}} \text{ Euler number} \right] \\ \csc x &= \frac{1}{x} + \frac{x}{6} + \frac{7}{360} x^3 + \frac{31}{15,120} x^5 + \frac{127}{604,800} x^7 + \cdots \\ &\quad + \frac{(-1)^{n+1} 2(2^{2n-1}-1)}{(2n)!} B_{2n} x^{2n-1} + \cdots, \\ &\quad \left[x^2 < \pi^2 \quad \text{and } B_n \text{ represents the } n^{\text{th}} \text{ Bernoulli number} \right] \end{aligned}$$

$$\begin{aligned}
\sin x &= x \left(1 - \frac{x^2}{\pi^2}\right) \left(1 - \frac{x^2}{2^2\pi^2}\right) \left(1 - \frac{x^2}{3^2\pi^2}\right) \dots & (x^2 < \infty) \\
\cos x &= \left(1 - \frac{4x^2}{\pi^2}\right) \left(1 - \frac{4x^2}{3^2\pi^2}\right) \left(1 - \frac{4x^2}{5^2\pi^2}\right) \dots & (x^2 < \infty) \\
\sin^{-1} x &= x + \frac{x^3}{2 \cdot 3} + \frac{1 \cdot 3}{2 \cdot 4 \cdot 5} x^5 + \frac{1 \cdot 3 \cdot 5}{2 \cdot 4 \cdot 6 \cdot 7} x^7 + \dots & \left(x^2 < 1, -\frac{\pi}{2} < \sin^{-1} x < \frac{\pi}{2}\right) \\
\cos^{-1} x &= \frac{\pi}{2} - \left(x + \frac{x^3}{2 \cdot 3} + \frac{1 \cdot 3}{2 \cdot 4 \cdot 5} x^5 + \frac{1 \cdot 3 \cdot 5 x^7}{2 \cdot 4 \cdot 6 \cdot 7} + \dots\right) & (x^2 < 1, 0 < \cos^{-1} x < \pi) \\
\tan^{-1} x &= x - \frac{x^3}{3} + \frac{x^5}{5} - \frac{x^7}{7} + \dots & (x^2 < 1) \\
\tan^{-1} x &= \frac{\pi}{2} - \frac{1}{x} + \frac{1}{3x^3} - \frac{1}{5x^5} + \frac{1}{7x^7} - \dots & (x > 1) \\
\tan^{-1} x &= -\frac{\pi}{2} - \frac{1}{x} + \frac{1}{3x^3} - \frac{1}{5x^5} + \frac{1}{7x^7} - \dots & (x < -1) \\
\cot^{-1} x &= \frac{\pi}{2} - x + \frac{x^3}{3} - \frac{x^5}{5} + \frac{x^7}{7} - \dots & (x^2 < 1)
\end{aligned}$$

$$\begin{aligned}
\log_e \sin x &= \log_e x - \frac{x^2}{6} - \frac{x^4}{180} - \frac{x^6}{2835} - \dots & (x^2 < \pi^2) \\
\log_e \cos x &= -\frac{x^2}{2} - \frac{x^4}{12} - \frac{x^6}{45} - \frac{17x^8}{2520} - \dots & \left(x^2 < \frac{\pi^2}{4}\right) \\
\log_e \tan x &= \log_e x + \frac{x^2}{3} + \frac{7x^4}{90} + \frac{62x^6}{2835} + \dots & \left(x^2 < \frac{\pi^2}{4}\right) \\
e^{\sin x} &= 1 + x + \frac{x^2}{2!} - \frac{3x^4}{4!} - \frac{8x^5}{5!} - \frac{3x^6}{6!} + \frac{56x^7}{7!} + \dots \\
e^{\cos x} &= e \left(1 - \frac{x^2}{2!} + \frac{4x^4}{4!} - \frac{31x^6}{6!} + \dots\right) \\
e^{\tan x} &= 1 + x + \frac{x^2}{2!} + \frac{3x^3}{3!} + \frac{9x^4}{4!} + \frac{37x^5}{5!} + \dots & \left(x^2 < \frac{\pi^2}{4}\right) \\
\sin x &= \sin a + (x - a) \cos a - \frac{(x-a)^2}{2!} \sin a \\
&\quad - \frac{(x-a)^3}{3!} \cos a + \frac{(x-a)^4}{4!} \sin a + \dots
\end{aligned}$$

VECTOR ANALYSIS

Definitions

Any quantity which is completely determined by its magnitude is called a *scalar*. Examples of such are mass, density, temperature, etc. Any quantity which is completely determined by its magnitude and direction is called a *vector*. Examples of such are velocity, acceleration, force, etc. A vector quantity is represented by a directed line segment, the length of which represents the magnitude of the vector. A vector quantity is usually represented by a boldfaced letter such as \mathbf{V} . Two vectors \mathbf{V}_1 and \mathbf{V}_2 are equal to one another if they have equal magnitudes and are acting in the same directions. A negative vector, written as $-\mathbf{V}$, is one which acts in the opposite direction to \mathbf{V} , but is of equal magnitude to it. If we represent the magnitude of \mathbf{V} by v , we write $|\mathbf{V}| = v$. A vector parallel to \mathbf{V} , but equal to the reciprocal of its magnitude is written as \mathbf{V}^{-1} or as $1/\mathbf{V}$.

The *unit vector* \mathbf{V}/v (when $v \neq 0$) is that vector which has the same direction as \mathbf{V} , but has a magnitude of unity (sometimes represented as \mathbf{V}_0 or \hat{v}).

Vector Algebra

The vector sum of \mathbf{V}_1 and \mathbf{V}_2 is represented by $\mathbf{V}_1 + \mathbf{V}_2$. The vector sum of \mathbf{V}_1 and $-\mathbf{V}_2$, or the difference of the vector \mathbf{V}_2 from \mathbf{V}_1 is represented by $\mathbf{V}_1 - \mathbf{V}_2$.

If r is a scalar, then $r\mathbf{V} = \mathbf{V}r$, and represents a vector r times the magnitude of \mathbf{V} , in the same direction as \mathbf{V} if r is positive, and in the opposite direction if r is negative. If r and s are scalars, $\mathbf{V}_1, \mathbf{V}_2, \mathbf{V}_3$, vectors, then the following rules of scalars and vectors hold:

$$\begin{aligned}\mathbf{V}_1 + \mathbf{V}_2 &= \mathbf{V}_2 + \mathbf{V}_1 \\ (r + s)\mathbf{V}_1 &= r\mathbf{V}_1 + s\mathbf{V}_1; \quad r(\mathbf{V}_1 + \mathbf{V}_2) = r\mathbf{V}_1 + r\mathbf{V}_2 \\ \mathbf{V}_1 + (\mathbf{V}_2 + \mathbf{V}_3) &= (\mathbf{V}_1 + \mathbf{V}_2) + \mathbf{V}_3 = \mathbf{V}_1 + \mathbf{V}_2 + \mathbf{V}_3\end{aligned}$$

Vectors in Space

A plane is described by two distinct vectors \mathbf{V}_1 and \mathbf{V}_2 . Should these vectors not intersect each other, then one is displaced parallel to itself until they do (Figure 1). Any other vector \mathbf{V} lying in this plane is given by

$$\mathbf{V} = r\mathbf{V}_1 + s\mathbf{V}_2$$

A *position vector* specifies the position in space of a point relative to a fixed origin. If therefore \mathbf{V}_1 and \mathbf{V}_2 are the position vectors of the points A and B , relative to the origin O , then any point P on the line AB has a position vector \mathbf{V} given by

$$\mathbf{V} = r\mathbf{V}_1 + (1 - r)\mathbf{V}_2$$

The scalar “ r ” can be taken as the metric representation of P since $r = 0$ implies $P = B$ and $r = 1$ implies $P = A$ (Figure 2). If P divides the line AB in the ratio $r:s$ then

$$\mathbf{V} = \left(\frac{r}{r+s} \right) \mathbf{V}_1 + \left(\frac{s}{r+s} \right) \mathbf{V}_2$$

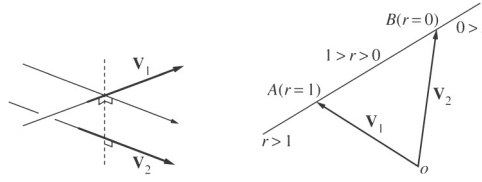


Figure 1.

Figure 2.

The vectors $V_1, V_2, V_3, \dots, V_n$ are said to be *linearly dependent* if there exist scalars $r_1, r_2, r_3, \dots, r_n$, not all zero, such that

$$r_1V_1 + r_2V_2 + \dots + r_nV_n = 0$$

A vector V is linearly dependent upon the set of vectors $V_1, V_2, V_3, \dots, V_n$ if

$$V = r_1V_1 + r_2V_2 + r_3V_3 + \dots + r_nV_n$$

Three vectors are linearly dependent if and only if they are co-planar.

All points in space can be uniquely determined by linear dependence upon three *base vectors* i.e., three vectors any one of which is linearly independent of the other two. The simplest set of base vectors are the unit vectors along the coordinate Ox, Oy and Oz axes. These are usually designated by i, j and k respectively.

If V is a vector in space, and a, b and c are the respective magnitudes of the projections of the vector along the axes then

$$V = ai + bj + ck$$

and

$$v = \sqrt{a^2 + b^2 + c^2}$$

and the direction cosines of V are

$$\cos \alpha = a/v, \quad \cos \beta = b/v, \quad \cos \gamma = c/v.$$

The law of addition yields

$$V_1 + V_2 = (a_1 + a_2)i + (b_1 + b_2)j + (c_1 + c_2)k$$

The Scalar, Dot, or Inner Product of Two Vectors

This product is represented as $V_1 \cdot V_2$ and is defined to be equal to $v_1v_2 \cos \theta$, where θ is the angle from V_1 to V_2 , i.e.,

$$V_1 \cdot V_2 = v_1v_2 \cos \theta$$

The following rules apply for this product:

$$V_1 \cdot V_2 = a_1a_2 + b_1b_2 + c_1c_2 = V_2 \cdot V_1$$

It should be noted that this verifies that scalar multiplication is commutative.

$$\begin{aligned} (V_1 + V_2) \cdot V_3 &= V_1 \cdot V_3 + V_2 \cdot V_3 \\ V_1 \cdot (V_2 + V_3) &= V_1 \cdot V_2 + V_1 \cdot V_3 \end{aligned}$$

If V_1 is perpendicular to V_2 then $V_1 \cdot V_2 = 0$, and if V_1 is parallel to V_2 then $V_1 \cdot V_2 = v_1v_2 = rv_1^2$ In particular

$$i \cdot i = j \cdot j = k \cdot k = 1,$$

and

$$i \cdot j = j \cdot k = k \cdot i = 0$$

The Vector or Cross Product of Two Vectors

This product is represented as $V_1 \times V_2$ and is defined to be equal to $v_1v_2(\sin \theta)\mathbf{1}$, where θ is the angle from V_1 to V_2 and $\mathbf{1}$ is a unit vector perpendicular to the plane of V_1 and V_2 and so directed that a right-handed screw driven in the direction of $\mathbf{1}$ would carry V_1 into V_2 , i.e.,

$$V_1 \times V_2 = v_1v_2(\sin \theta)\mathbf{1}$$

and $\tan \theta = \frac{|V_1 \times V_2|}{V_1 \cdot V_2}$

The following rules apply for vector products:

$$\begin{aligned} \mathbf{V}_1 \times \mathbf{V}_2 &= -\mathbf{V}_2 \times \mathbf{V}_1 \\ \mathbf{V}_1 \times (\mathbf{V}_2 + \mathbf{V}_3) &= \mathbf{V}_1 \times \mathbf{V}_2 + \mathbf{V}_1 \times \mathbf{V}_3 \\ (\mathbf{V}_1 + \mathbf{V}_2) \times \mathbf{V}_3 &= \mathbf{V}_1 \times \mathbf{V}_3 + \mathbf{V}_2 \times \mathbf{V}_3 \\ \mathbf{V}_1 \times (\mathbf{V}_2 \times \mathbf{V}_3) &= \mathbf{V}_2(\mathbf{V}_3 \cdot \mathbf{V}_1) - \mathbf{V}_3(\mathbf{V}_1 \cdot \mathbf{V}_2) \\ \mathbf{i} \times \mathbf{i} &= \mathbf{j} \times \mathbf{j} = \mathbf{k} \times \mathbf{k} = \mathbf{0} \quad (\text{the zero vector}) \\ \mathbf{i} \times \mathbf{j} = \mathbf{k}, \quad \mathbf{j} \times \mathbf{k} = \mathbf{i}, \quad \mathbf{k} \times \mathbf{i} &= \mathbf{j} \end{aligned}$$

If $\mathbf{V}_1 = a_1\mathbf{i} + b_1\mathbf{j} + c_1\mathbf{k}$, $\mathbf{V}_2 = a_2\mathbf{i} + b_2\mathbf{j} + c_2\mathbf{k}$, and $\mathbf{V}_3 = a_3\mathbf{i} + b_3\mathbf{j} + c_3\mathbf{k}$, then

$$\mathbf{V}_1 \times \mathbf{V}_2 = \begin{vmatrix} \mathbf{i} & \mathbf{j} & \mathbf{k} \\ a_1 & b_1 & c_1 \\ a_2 & b_2 & c_2 \end{vmatrix} = (b_1c_2 - b_2c_1)\mathbf{i} + (c_1a_2 - c_2a_1)\mathbf{j} + (a_1b_2 - a_2b_1)\mathbf{k}$$

It should be noted that, since $\mathbf{V}_1 \times \mathbf{V}_2 = -\mathbf{V}_2 \times \mathbf{V}_1$, the vector product is not commutative.

Scalar Triple Product

There is only one possible interpretation of the expression $\mathbf{V}_1 \cdot \mathbf{V}_2 \times \mathbf{V}_3$ and that is $\mathbf{V}_1 \cdot (\mathbf{V}_2 \times \mathbf{V}_3)$ which is obviously a scalar. Further

$$\begin{aligned} \mathbf{V}_1 \cdot (\mathbf{V}_2 \times \mathbf{V}_3) &= (\mathbf{V}_1 \times \mathbf{V}_2) \cdot \mathbf{V}_3 = \mathbf{V}_2 \cdot (\mathbf{V}_3 \times \mathbf{V}_1) \\ &= \begin{vmatrix} a_1 & b_1 & c_1 \\ a_2 & b_2 & c_2 \\ a_3 & b_3 & c_3 \end{vmatrix} \\ &= r_1 r_2 r_3 \cos \phi \sin \theta, \end{aligned}$$

Where θ is the angle between \mathbf{V}_2 and \mathbf{V}_3 and ϕ is the angle between \mathbf{V}_1 and the normal to the plane of \mathbf{V}_2 and \mathbf{V}_3 .

This product is called the *scalar triple product* and is written as $[\mathbf{V}_1 \mathbf{V}_2 \mathbf{V}_3]$.

The determinant indicates that it can be considered as the volume of the parallelepiped whose three determining edges are \mathbf{V}_1 , \mathbf{V}_2 and \mathbf{V}_3 .

It also follows that cyclic permutation of the subscripts does not change the value of the scalar triple product so that

$$\begin{aligned} [\mathbf{V}_1 \mathbf{V}_2 \mathbf{V}_3] &= [\mathbf{V}_2 \mathbf{V}_3 \mathbf{V}_1] = [\mathbf{V}_3 \mathbf{V}_1 \mathbf{V}_2] \\ \text{but } [\mathbf{V}_1 \mathbf{V}_2 \mathbf{V}_3] &= -[\mathbf{V}_2 \mathbf{V}_1 \mathbf{V}_3] \quad \text{etc.} \quad \text{and} \quad [\mathbf{V}_1 \mathbf{V}_1 \mathbf{V}_2] \equiv 0 \quad \text{etc.} \end{aligned}$$

Given three non-coplanar reference vectors \mathbf{V}_1 , \mathbf{V}_2 and \mathbf{V}_3 , the *reciprocal system* is given by \mathbf{V}_1^* , \mathbf{V}_2^* and \mathbf{V}_3^* , where

$$\begin{aligned} 1 &= v_1 v_1^* = v_2 v_2^* = v_3 v_3^* \\ 0 &= v_1 v_2^* = v_1 v_3^* = v_2 v_1^* \quad \text{etc.} \\ \mathbf{V}_1^* &= \frac{\mathbf{V}_2 \times \mathbf{V}_3}{[\mathbf{V}_1 \mathbf{V}_2 \mathbf{V}_3]}, \quad \mathbf{V}_2^* = \frac{\mathbf{V}_3 \times \mathbf{V}_1}{[\mathbf{V}_1 \mathbf{V}_2 \mathbf{V}_3]}, \quad \mathbf{V}_3^* = \frac{\mathbf{V}_1 \times \mathbf{V}_2}{[\mathbf{V}_1 \mathbf{V}_2 \mathbf{V}_3]} \end{aligned}$$

The system \mathbf{i} , \mathbf{j} , \mathbf{k} is its own reciprocal.

Vector Triple Product

The product $\mathbf{V}_1 \times (\mathbf{V}_2 \times \mathbf{V}_3)$ defines the *vector triple product*. Obviously, in this case, the brackets are vital to the definition.

$$\begin{aligned} \mathbf{V}_1 \times (\mathbf{V}_2 \times \mathbf{V}_3) &= (\mathbf{V}_1 \cdot \mathbf{V}_3)\mathbf{V}_2 - (\mathbf{V}_1 \cdot \mathbf{V}_2)\mathbf{V}_3 \\ &= \begin{vmatrix} \mathbf{i} & \mathbf{j} & \mathbf{k} \\ a_1 & b_1 & c_1 \\ \begin{vmatrix} b_2 & c_2 \\ b_3 & c_3 \end{vmatrix} & \begin{vmatrix} c_2 & a_2 \\ c_3 & a_3 \end{vmatrix} & \begin{vmatrix} a_2 & b_2 \\ a_3 & b_3 \end{vmatrix} \end{vmatrix} \end{aligned}$$

i.e. it is a vector, perpendicular to \mathbf{V}_1 , lying in the plane of $\mathbf{V}_2, \mathbf{V}_3$. Similarly

$$(\mathbf{V}_1 \times \mathbf{V}_2) \times \mathbf{V}_3 = \begin{vmatrix} i & j & k \\ \begin{vmatrix} b_1 & c_1 \\ b_2 & c_2 \end{vmatrix} & \begin{vmatrix} c_1 & a_1 \\ c_2 & a_2 \end{vmatrix} & \begin{vmatrix} a_1 & b_1 \\ a_2 & b_2 \end{vmatrix} \\ a_3 & b_3 & c_3 \end{vmatrix}$$

$$\mathbf{V}_1 \times (\mathbf{V}_2 \times \mathbf{V}_3) + \mathbf{V}_2 \times (\mathbf{V}_3 \times \mathbf{V}_1) + \mathbf{V}_3 \times (\mathbf{V}_1 \times \mathbf{V}_2) \equiv 0$$

If $\mathbf{V}_1 \times (\mathbf{V}_2 \times \mathbf{V}_3) = (\mathbf{V}_1 \times \mathbf{V}_2) \times \mathbf{V}_3$ then $\mathbf{V}_1, \mathbf{V}_2, \mathbf{V}_3$ form an *orthogonal set*. Thus $\mathbf{i}, \mathbf{j}, \mathbf{k}$ form an orthogonal set.

Geometry of the Plane, Straight Line and Sphere

The position vectors of the fixed points A, B, C, D relative to O are $\mathbf{V}_1, \mathbf{V}_2, \mathbf{V}_3, \mathbf{V}_4$ and the position vector of the variable point P is \mathbf{V} .

The vector form of the equation of the straight line through A parallel to \mathbf{V}_2 is

$$\begin{aligned} \mathbf{V} &= \mathbf{V}_1 + r\mathbf{V}_2 \\ \text{or } (\mathbf{V} - \mathbf{V}_1) &= r\mathbf{V}_2 \\ \text{or } (\mathbf{V} - \mathbf{V}_1) \times \mathbf{V}_2 &= 0 \end{aligned}$$

while that of the plane through A perpendicular to \mathbf{V}_2 is

$$(\mathbf{V} - \mathbf{V}_1) \cdot \mathbf{V}_2 = 0$$

The equation of the line AB is

$$\mathbf{V} = r\mathbf{V}_1 + (1-r)\mathbf{V}_2$$

and those of the bisectors of the angles between \mathbf{V}_1 and \mathbf{V}_2 are

$$\begin{aligned} \mathbf{V} &= r \left(\frac{\mathbf{V}_1}{v_1} \pm \frac{\mathbf{V}_2}{v_2} \right) \quad \text{or} \\ \mathbf{V} &= r(\hat{\mathbf{v}}_1 \pm \hat{\mathbf{v}}_2) \end{aligned}$$

The perpendicular from C to the line through A parallel to \mathbf{V}_2 has as its equation

$$\mathbf{V} = \mathbf{V}_1 - \mathbf{V}_3 - \hat{\mathbf{v}}_2 \cdot (\mathbf{V}_1 - \mathbf{V}_3)\hat{\mathbf{v}}_2.$$

The condition for the intersection of the two lines, $\mathbf{V} = \mathbf{V}_1 + r\mathbf{V}_3$ and $\mathbf{V} = \mathbf{V}_2 + s\mathbf{V}_4$ is

$$[(\mathbf{V}_1 - \mathbf{V}_2)\mathbf{V}_3\mathbf{V}_4] = 0.$$

The common perpendicular to the above two lines is the line of intersection of the two planes

$$[(\mathbf{V} - \mathbf{V}_1)\mathbf{V}_3(\mathbf{V}_3 \times \mathbf{V}_4)] = 0 \quad \text{and} \quad [(\mathbf{V} - \mathbf{V}_2)\mathbf{V}_4(\mathbf{V}_3 \times \mathbf{V}_4)] = 0$$

and the length of this perpendicular is

$$\frac{[(\mathbf{V}_1 - \mathbf{V}_2)\mathbf{V}_3\mathbf{V}_4]}{|\mathbf{V}_3 \times \mathbf{V}_4|}.$$

The equation of the line perpendicular to the plane ABC is

$$\mathbf{V} = \mathbf{V}_1 \times \mathbf{V}_2 + \mathbf{V}_2 \times \mathbf{V}_3 + \mathbf{V}_3 \times \mathbf{V}_1$$

and the distance of the plane from the origin is

$$\frac{[\mathbf{V}_1\mathbf{V}_2\mathbf{V}_3]}{|(\mathbf{V}_2 - \mathbf{V}_1) \times (\mathbf{V}_3 - \mathbf{V}_1)|}.$$

In general the vector equation

$$\mathbf{V} \cdot \mathbf{V}_2 = r$$

defines the plane which is perpendicular to \mathbf{V}_2 , and the perpendicular distance from A to this plane is

$$\frac{r - \mathbf{V}_1 \cdot \mathbf{V}_2}{v_2}$$

The distance from A , measured along a line parallel to \mathbf{V}_3 , is

$$\frac{r - \mathbf{V}_1 \cdot \mathbf{V}_2}{\mathbf{V}_2 \cdot \hat{\mathbf{v}}_3} \quad \text{or} \quad \frac{r - \mathbf{V}_1 \cdot \mathbf{V}_2}{v_2 \cos \theta}$$

where θ is the angle between \mathbf{V}_2 and \mathbf{V}_3 .

(If this plane contains the point C then $r = \mathbf{V}_3 \cdot \mathbf{V}_2$ and if it passes through the origin then $r = 0$.) Given two planes

$$\begin{aligned}\mathbf{V} \cdot \mathbf{V}_1 &= r \\ \mathbf{V} \cdot \mathbf{V}_2 &= s\end{aligned}$$

then any plane through the line of intersection of these two planes is given by

$$\mathbf{V} \cdot (\mathbf{V}_1 + \lambda \mathbf{V}_2) = r + \lambda s$$

where λ is a scalar parameter. In particular $\lambda = \pm v_1/v_2$ yields the equation of the two planes bisecting the angle between the given planes.

The plane through A parallel to the plane of $\mathbf{V}_2, \mathbf{V}_3$ is

$$\begin{aligned}\mathbf{V} &= \mathbf{V}_1 + r\mathbf{V}_2 + s\mathbf{V}_3 \\ \text{or } (\mathbf{V} - \mathbf{V}_1) \cdot \mathbf{V}_2 \times \mathbf{V}_3 &= 0 \\ \text{or } [\mathbf{V}\mathbf{V}_2\mathbf{V}_3] - [\mathbf{V}_1\mathbf{V}_2\mathbf{V}_3] &= 0\end{aligned}$$

so that the expansion in rectangular Cartesian coordinates yields (where $\mathbf{V} \equiv xi + yj + zk$):

$$\begin{vmatrix} (x - a_1) & (y - b_1) & (z - c_1) \\ a_2 & b_2 & c_2 \\ a_3 & b_3 & c_3 \end{vmatrix} = 0$$

which is obviously the usual linear equation in $x, y,$ and z .

The plane through AB parallel to \mathbf{V}_3 is given by

$$\begin{aligned}[(\mathbf{V} - \mathbf{V}_1)(\mathbf{V}_1 - \mathbf{V}_2)\mathbf{V}_3] &= 0 \\ \text{or } [\mathbf{V}\mathbf{V}_2\mathbf{V}_3] - [\mathbf{V}\mathbf{V}_1\mathbf{V}_3] - [\mathbf{V}_1\mathbf{V}_2\mathbf{V}_3] &= 0\end{aligned}$$

The plane through the three points A, B and C is

$$\begin{aligned}\mathbf{V} &= \mathbf{V}_1 + s(\mathbf{V}_2 - \mathbf{V}_1) + t(\mathbf{V}_3 - \mathbf{V}_1) \\ \text{or } \mathbf{V} &= r\mathbf{V}_1 + s\mathbf{V}_2 + t\mathbf{V}_3 \quad (r + s + t \equiv 1) \\ \text{or } [(\mathbf{V} - \mathbf{V}_1)(\mathbf{V}_1 - \mathbf{V}_2)(\mathbf{V}_2 - \mathbf{V}_3)] &= 0 \\ \text{or } [\mathbf{V}\mathbf{V}_1\mathbf{V}_2] + [\mathbf{V}\mathbf{V}_2\mathbf{V}_3] + [\mathbf{V}\mathbf{V}_3\mathbf{V}_1] - [\mathbf{V}_1\mathbf{V}_2\mathbf{V}_3] &= 0\end{aligned}$$

For four points A, B, C, D to be coplanar, then

$$r\mathbf{V}_1 + s\mathbf{V}_2 + t\mathbf{V}_3 + u\mathbf{V}_4 \equiv 0 \equiv r + s + t + u$$

The following formulae relate to a sphere when the vectors are taken to lie in three dimensional space and to a circle when the space is two dimensional. For a circle in three dimensions take the intersection of the sphere with a plane.

The equation of a sphere with center O and radius OA is

$$\begin{aligned}\mathbf{V} \cdot \mathbf{V} &= v_1^2 \quad (\text{not } \mathbf{V} = \mathbf{V}_1) \\ \text{or } (\mathbf{V} - \mathbf{V}_1) \cdot (\mathbf{V} + \mathbf{V}_1) &= 0\end{aligned}$$

while that of a sphere with center B radius v_1 is

$$\begin{aligned}(\mathbf{V} - \mathbf{V}_2) \cdot (\mathbf{V} - \mathbf{V}_2) &= v_1^2 \\ \text{or } \mathbf{V} \cdot (\mathbf{V} - 2\mathbf{V}_2) &= v_1^2 - v_2^2\end{aligned}$$

If the above sphere passes through the origin then

$$\mathbf{V} \cdot (\mathbf{V} - 2\mathbf{V}_2) = 0$$

(note that in two dimensional polar coordinates this is simply)

$$r = 2a \cdot \cos \theta$$

while in three dimensional Cartesian coordinates it is

$$x^2 + y^2 + z^2 - 2(a_2x + b_2y + c_2z) = 0.$$

The equation of a sphere having the points A and B as the extremities of a diameter is

$$(\mathbf{V} - \mathbf{V}_1) \cdot (\mathbf{V} - \mathbf{V}_2) = 0.$$

The square of the length of the tangent from C to the sphere with center B and radius v_1 is given by

$$(\mathbf{V}_3 - \mathbf{V}_2) \cdot (\mathbf{V}_3 - \mathbf{V}_2) = v_1^2$$

The condition that the plane $\mathbf{V} \cdot \mathbf{V}_3 = s$ is tangential to the sphere $(\mathbf{V} - \mathbf{V}_2) \cdot (\mathbf{V} - \mathbf{V}_2) = v_1^2$ is

$$(s - \mathbf{V}_3 \cdot \mathbf{V}_2) \cdot (s - \mathbf{V}_3 \cdot \mathbf{V}_2) = v_1^2 v_3^2.$$

The equation of the tangent plane at D , on the surface of sphere $(\mathbf{V} - \mathbf{V}_2) \cdot (\mathbf{V} - \mathbf{V}_2) = v_1^2$, is

$$\begin{aligned} (\mathbf{V} - \mathbf{V}_4) \cdot (\mathbf{V}_4 - \mathbf{V}_2) &= 0 \\ \text{or } \mathbf{V} \cdot \mathbf{V}_4 - \mathbf{V}_2 \cdot (\mathbf{V} + \mathbf{V}_4) &= v_1^2 - v_2^2 \end{aligned}$$

The condition that the two circles $(\mathbf{V} - \mathbf{V}_2) \cdot (\mathbf{V} - \mathbf{V}_2) = v_1^2$ and $(\mathbf{V} - \mathbf{V}_4) \cdot (\mathbf{V} - \mathbf{V}_4) = v_3^2$ intersect orthogonally is clearly

$$(\mathbf{V}_2 - \mathbf{V}_4) \cdot (\mathbf{V}_2 - \mathbf{V}_4) = v_1^2 + v_3^2$$

The polar plane of D with respect to the circle

$$\begin{aligned} (\mathbf{V} - \mathbf{V}_2) \cdot (\mathbf{V} - \mathbf{V}_2) &= v_1^2 \text{ is} \\ \mathbf{V} \cdot \mathbf{V}_4 - \mathbf{V}_2 \cdot (\mathbf{V} + \mathbf{V}_4) &= v_1^2 - v_2^2 \end{aligned}$$

Any sphere through the intersection of the two spheres $(\mathbf{V} - \mathbf{V}_2) \cdot (\mathbf{V} - \mathbf{V}_2) = v_1^2$ and $(\mathbf{V} - \mathbf{V}_4) \cdot (\mathbf{V} - \mathbf{V}_4) = v_3^2$ is given by

$$(\mathbf{V} - \mathbf{V}_2) \cdot (\mathbf{V} - \mathbf{V}_2) + \lambda(\mathbf{V} - \mathbf{V}_4) \cdot (\mathbf{V} - \mathbf{V}_4) = v_1^2 + \lambda v_3^2$$

while the radical plane of two such spheres is

$$\mathbf{V} \cdot (\mathbf{V}_2 - \mathbf{V}_4) = -\frac{1}{2}(v_1^2 - v_2^2 - v_3^2 + v_4^2)$$

Differentiation of Vectors

If $\mathbf{V}_1 = a_1\mathbf{i} + b_1\mathbf{j} + c_1\mathbf{k}$, and $\mathbf{V}_2 = a_2\mathbf{i} + b_2\mathbf{j} + c_2\mathbf{k}$, and if \mathbf{V}_1 and \mathbf{V}_2 are functions of the scalar t , then

$$\begin{aligned} \frac{d}{dt}(\mathbf{V}_1 + \mathbf{V}_2 + \dots) &= \frac{d\mathbf{V}_1}{dt} + \frac{d\mathbf{V}_2}{dt} + \dots \\ \frac{d\mathbf{V}_1}{dt} &= \frac{da_1}{dt}\mathbf{i} + \frac{db_1}{dt}\mathbf{j} + \frac{dc_1}{dt}\mathbf{k}, \text{ etc} \\ \frac{d}{dt}(\mathbf{V}_1 \cdot \mathbf{V}_2) &= \frac{d\mathbf{V}_1}{dt} \cdot \mathbf{V}_2 + \mathbf{V}_1 \cdot \frac{d\mathbf{V}_2}{dt} \\ \frac{d}{dt}(\mathbf{V}_1 \times \mathbf{V}_2) &= \frac{d\mathbf{V}_1}{dt} \times \mathbf{V}_2 + \mathbf{V}_1 \times \frac{d\mathbf{V}_2}{dt} \\ \mathbf{V} \cdot \frac{d\mathbf{V}}{dt} &= v \cdot \frac{dv}{dt} \end{aligned}$$

In particular, if \mathbf{V} is a vector of constant length then the right hand side of the last equation is identically zero showing that \mathbf{V} is perpendicular to its derivative.

The derivatives of the triple products are

$$\begin{aligned} \frac{d}{dt}[\mathbf{V}_1 \mathbf{V}_2 \mathbf{V}_3] &= \left[\left(\frac{d\mathbf{V}_1}{dt} \right) \mathbf{V}_2 \mathbf{V}_3 \right] + \left[\mathbf{V}_1 \left(\frac{d\mathbf{V}_2}{dt} \right) \mathbf{V}_3 \right] + \left[\mathbf{V}_1 \mathbf{V}_2 \left(\frac{d\mathbf{V}_3}{dt} \right) \right] \text{ and} \\ \frac{d}{dt}\{\mathbf{V}_1 \times (\mathbf{V}_2 \times \mathbf{V}_3)\} &= \left(\frac{d\mathbf{V}_1}{dt} \right) \times (\mathbf{V}_2 \times \mathbf{V}_3) + \mathbf{V}_1 \times \left(\left(\frac{d\mathbf{V}_2}{dt} \right) \times \mathbf{V}_3 \right) + \mathbf{V}_1 \times \left(\mathbf{V}_2 \times \left(\frac{d\mathbf{V}_3}{dt} \right) \right) \end{aligned}$$

Geometry of Curves in Space

s = the *length of arc*, measured from some fixed point on the curve (Figure 3).

\mathbf{V}_1 = the position vector of the point A on the curve

$\mathbf{V}_1 + \delta\mathbf{V}_1$ = the position vector of the point P in the neighborhood of A

$\hat{\mathbf{t}}$ = the *unit tangent* to the curve at the point A , measured in the direction of s increasing.

The *normal plane* is that plane which is perpendicular to the unit tangent. The principal normal is defined as the intersection of the normal plane with the plane defined by \mathbf{V}_1 and $\mathbf{V}_1 + \delta\mathbf{V}_1$ in the limit as $\delta\mathbf{V}_1 \rightarrow 0$.

$\hat{\mathbf{n}}$ = the *unit normal* (principal) at the point A . The plane defined by $\hat{\mathbf{t}}$ and $\hat{\mathbf{n}}$ is called the *osculating plane* (alternatively plane of curvature or local plane).

ρ = the radius of curvature at A .

$\delta\theta$ = the angle subtended at the origin by $\delta\mathbf{V}_1$.

$$\kappa = \frac{d\theta}{ds} = \frac{1}{\rho}$$

$\hat{\mathbf{b}}$ = the *unit binormal* i.e. the unit vector which is parallel to $\hat{\mathbf{t}} \times \hat{\mathbf{n}}$ at the point A :
 λ = the *torsion* of the curve at A

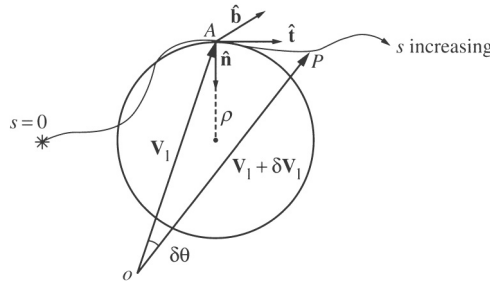


Figure 3.

Frenet's Formulae:

$$\begin{aligned} \frac{d\hat{\mathbf{t}}}{ds} &= \kappa \hat{\mathbf{n}} \\ \frac{d\hat{\mathbf{n}}}{ds} &= -\kappa \hat{\mathbf{t}} + \lambda \hat{\mathbf{b}} \\ \frac{d\hat{\mathbf{b}}}{ds} &= -\lambda \hat{\mathbf{n}} \end{aligned}$$

The following formulae are also applicable:

Unit tangent	$\hat{\mathbf{t}} = \frac{d\mathbf{V}_1}{ds}$
Equation of the tangent	$(\mathbf{V} - \mathbf{V}_1) \times \hat{\mathbf{t}} = 0 \quad \text{or} \quad \mathbf{V} = \mathbf{V}_1 + q\hat{\mathbf{t}}$
Unit normal	$\hat{\mathbf{n}} = \frac{1}{\kappa} \frac{d^2\mathbf{V}_1}{ds^2}$
Equation of the normal plane	$(\mathbf{V} - \mathbf{V}_1) \cdot \hat{\mathbf{t}} = 0$
Equation of the normal	$(\mathbf{V} - \mathbf{V}_1) \times \hat{\mathbf{n}} = 0 \quad \text{or} \quad \mathbf{V} = \mathbf{V}_1 + r\hat{\mathbf{n}}$
Unit binormal	$\hat{\mathbf{b}} = \hat{\mathbf{t}} \times \hat{\mathbf{n}}$
Equation of the binormal	$(\mathbf{V} - \mathbf{V}_1) \times \hat{\mathbf{b}} = 0$ or $\mathbf{V} = \mathbf{V}_1 + u\hat{\mathbf{b}}$ or $\mathbf{V} = \mathbf{V}_1 + w \frac{d\mathbf{V}_1}{ds} \times \frac{d^2\mathbf{V}_1}{ds^2}$
Equation of the osculating plane:	$[(\mathbf{V} - \mathbf{V}_1)\hat{\mathbf{t}}\hat{\mathbf{n}}] = 0$ or $\left[(\mathbf{V} - \mathbf{V}_1) \left(\frac{d\mathbf{V}_1}{ds} \right) \left(\frac{d^2\mathbf{V}_1}{ds^2} \right) \right] = 0$

Differential Operators—Rectangular Coordinates

$$dS = \frac{\partial S}{\partial x} \cdot dx + \frac{\partial S}{\partial y} \cdot dy + \frac{\partial S}{\partial z} \cdot dz$$

By definition

$$\begin{aligned} \nabla &\equiv \text{del} \equiv \mathbf{i} \frac{\partial}{\partial x} + \mathbf{j} \frac{\partial}{\partial y} + \mathbf{k} \frac{\partial}{\partial z} \\ \nabla^2 &\equiv \text{Laplacian} \equiv \frac{\partial^2}{\partial x^2} + \frac{\partial^2}{\partial y^2} + \frac{\partial^2}{\partial z^2} \end{aligned}$$

If S is a scalar function, then $\nabla S \equiv \text{grad } S \equiv \frac{\partial S}{\partial x} \mathbf{i} + \frac{\partial S}{\partial y} \mathbf{j} + \frac{\partial S}{\partial z} \mathbf{k}$

Grad S defines both the direction and magnitude of the maximum rate of increase of S at any point. Hence the name *gradient* and also its vectorial nature. ∇S is independent of the choice of rectangular coordinates.

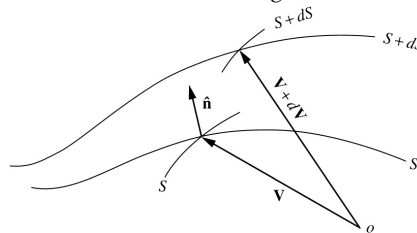


Figure 4.

$$\nabla S = \frac{\partial S}{\partial n} \hat{\mathbf{n}} \tag{5}$$

where $\hat{\mathbf{n}}$ is the unit normal to the surface $S = \text{constant}$, in the direction of S increasing. The total derivative of S at a point having the position vector \mathbf{V} is given by (Figure 4)

$$\begin{aligned} dS &= \frac{\partial S}{\partial n} \hat{\mathbf{n}} \cdot d\mathbf{V} \\ &= d\mathbf{V} \cdot \nabla S \end{aligned}$$

and the directional derivative of S in the direction of \mathbf{U} is

$$\mathbf{U} \cdot \nabla S = \mathbf{U} \cdot (\nabla S) = (\mathbf{U} \cdot \nabla)S$$

Similarly the directional derivative of the vector \mathbf{V} in the direction of \mathbf{U} is

$$(\mathbf{U} \cdot \nabla)\mathbf{V}$$

The *distributive* law holds for finding a gradient. Thus if S and T are scalar functions

$$\nabla(S + T) = \nabla S + \nabla T$$

The *associative* law becomes the rule for differentiating a product:

$$\nabla(ST) = S\nabla T + T\nabla S$$

If \mathbf{V} is a vector function with the magnitudes of the components parallel to the three coordinate axes V_x, V_y, V_z , then

$$\nabla \cdot \mathbf{V} \equiv \text{div } \mathbf{V} \equiv \frac{\partial V_x}{\partial x} + \frac{\partial V_y}{\partial y} + \frac{\partial V_z}{\partial z}$$

The divergence obeys the distributive law. Thus, if \mathbf{V} and \mathbf{U} are vector functions, then

$$\begin{aligned} \nabla \cdot (\mathbf{V} + \mathbf{U}) &= \nabla \cdot \mathbf{V} + \nabla \cdot \mathbf{U} \\ \nabla \cdot (S\mathbf{V}) &= (\nabla S) \cdot \mathbf{V} + S(\nabla \cdot \mathbf{V}) \\ \nabla \cdot (\mathbf{U} \times \mathbf{V}) &= \mathbf{V} \cdot (\nabla \times \mathbf{U}) - \mathbf{U} \cdot (\nabla \times \mathbf{V}) \end{aligned}$$

As with the gradient of a scalar, the divergence of a vector is invariant under a transformation from one set of rectangular coordinates to another.

$$\begin{aligned} \nabla \times \mathbf{V} &\equiv \text{curl } \mathbf{V} \quad (\text{sometimes } \nabla \wedge \mathbf{V} \text{ or } \text{rot } \mathbf{V}) \\ &\equiv \left(\frac{\partial V_x}{\partial y} - \frac{\partial V_y}{\partial x} \right) \mathbf{i} + \left(\frac{\partial V_x}{\partial z} - \frac{\partial V_z}{\partial x} \right) \mathbf{j} + \left(\frac{\partial V_y}{\partial z} - \frac{\partial V_z}{\partial y} \right) \mathbf{k} \\ &= \begin{vmatrix} \mathbf{i} & \mathbf{j} & \mathbf{k} \\ \frac{\partial}{\partial x} & \frac{\partial}{\partial y} & \frac{\partial}{\partial z} \\ V_x & V_y & V_z \end{vmatrix} \end{aligned}$$

The *curl* (or *rotation*) of a vector is a vector which is invariant under a transformation from one set of rectangular coordinates to another.

$$\begin{aligned} \nabla \times (\mathbf{U} + \mathbf{V}) &= \nabla \times \mathbf{U} + \nabla \times \mathbf{V} \\ \nabla \times (S\mathbf{V}) &= (\nabla S) \times \mathbf{V} + S(\nabla \times \mathbf{V}) \\ \nabla \times (\mathbf{U} \times \mathbf{V}) &= (\mathbf{V} \cdot \nabla)\mathbf{U} - (\mathbf{U} \cdot \nabla)\mathbf{V} + \mathbf{U}(\nabla \cdot \mathbf{V}) - \mathbf{V}(\nabla \cdot \mathbf{U}) \end{aligned}$$

If $\mathbf{V} = V_x \mathbf{i} + V_y \mathbf{j} + V_z \mathbf{k}$ then

$$\begin{aligned} \nabla \cdot \mathbf{V} &= \nabla V_x \cdot \mathbf{i} + \nabla V_y \cdot \mathbf{j} + \nabla V_z \cdot \mathbf{k} \\ \text{and } \nabla \times \mathbf{V} &= \nabla V_x \times \mathbf{i} + \nabla V_y \times \mathbf{j} + \nabla V_z \times \mathbf{k} \end{aligned}$$

The operator ∇ can be used more than once. The possibilities where ∇ is used twice are:

$$\begin{aligned} \nabla \cdot (\nabla \theta) &\equiv \text{div grad } \theta \\ \nabla \times (\nabla \theta) &\equiv \text{curl grad } \theta \\ \nabla(\nabla \cdot \mathbf{V}) &\equiv \text{grad div } \mathbf{V} \\ \nabla \cdot (\nabla \times \mathbf{V}) &\equiv \text{div curl } \mathbf{V} \\ \nabla \times (\nabla \times \mathbf{V}) &\equiv \text{curl curl } \mathbf{V} \end{aligned}$$

Thus, if S is a scalar and \mathbf{V} is a vector:

$$\text{div grad } S \equiv \nabla \cdot (\nabla S) \equiv \text{Laplacian } S \equiv \nabla^2 S \equiv \frac{\partial^2 S}{\partial x^2} + \frac{\partial^2 S}{\partial y^2} + \frac{\partial^2 S}{\partial z^2}$$

$$\text{curl grad } S \equiv 0$$

$$\text{curl curl } \mathbf{V} \equiv \text{grad div } \mathbf{V} - \nabla^2 \mathbf{V};$$

$$\text{div curl } \mathbf{V} \equiv 0$$

Taylor's expansion in three dimensions can be written

$$f(\mathbf{V} + \boldsymbol{\varepsilon}) = e^{\boldsymbol{\varepsilon} \cdot \nabla} f(\mathbf{V}) \quad \text{where } \mathbf{V} = x\mathbf{i} + y\mathbf{j} + z\mathbf{k}$$

and $\boldsymbol{\varepsilon} = h\mathbf{i} + l\mathbf{j} + m\mathbf{k}$

ORTHOGONAL CURVILINEAR COORDINATES

If at a point P there exist three uniform point functions u , v and w so that the surfaces $u = \text{const.}$, $v = \text{const.}$, and $w = \text{const.}$, intersect in three distinct curves through P then the surfaces are called the *coordinate surfaces* through P . The three lines of intersection are referred to as the *coordinate lines* and their tangents a , b , and c as the *coordinate axes*. When the coordinate axes form an orthogonal set the system is said to define *orthogonal curvilinear coordinates* at P .

Consider an infinitesimal volume enclosed by the surfaces u , v , w , $u + du$, $v + dv$, and $w + dw$ (Figure 5).

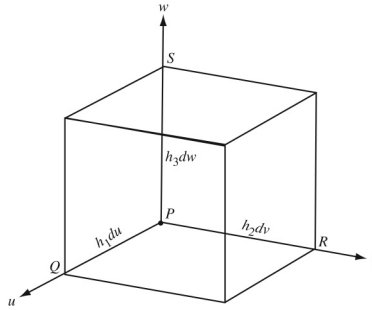


Figure 5.

The surface $PRS \equiv u = \text{constant}$, and the face of the curvilinear figure immediately opposite this is $u + du = \text{constant}$, etc. In terms of these surface constants

$$\begin{aligned} P &= P(u, v, w) \\ Q &= Q(u + du, v, w) \quad \text{and} \quad PQ = h_1 du \\ R &= R(u, v + dv, w) \quad \text{and} \quad PR = h_2 dv \\ S &= S(u, v, w + dw) \quad \text{and} \quad PS = h_3 dw \end{aligned}$$

where h_1 , h_2 , and h_3 are functions of u , v , and w .

- In rectangular Cartesians \mathbf{i} , \mathbf{j} , \mathbf{k}

$$h_1 = 1, \quad h_2 = 1, \quad h_3 = 1.$$

$$\frac{\hat{\mathbf{a}}}{h_1} \frac{\partial}{\partial u} = \mathbf{i} \frac{\partial}{\partial x}, \quad \frac{\hat{\mathbf{b}}}{h_2} \frac{\partial}{\partial v} = \frac{\hat{\phi}}{r} \frac{\partial}{\partial \phi}, \quad \frac{\hat{\mathbf{c}}}{h_3} \frac{\partial}{\partial w} = \hat{\mathbf{k}} \frac{\partial}{\partial z}.$$

- In cylindrical Cartesians $\hat{\mathbf{r}}$, $\hat{\theta}$, $\hat{\phi}$

$$h_1 = 1, \quad h_2 = 1, \quad h_3 = 1.$$

$$\frac{\hat{\mathbf{a}}}{h_1} \frac{\partial}{\partial u} = \hat{\mathbf{r}} \frac{\partial}{\partial r}, \quad \frac{\hat{\mathbf{b}}}{h_2} \frac{\partial}{\partial v} = \frac{\hat{\phi}}{r} \frac{\partial}{\partial \phi}, \quad \frac{\hat{\mathbf{c}}}{h_3} \frac{\partial}{\partial w} = \hat{\mathbf{k}} \frac{\partial}{\partial z}.$$

- In spherical coordinates $\hat{\mathbf{r}}$, $\hat{\theta}$, $\hat{\phi}$

$$h_1 = 1, \quad h_2 = r, \quad h_3 = r \sin \theta$$

$$\frac{\hat{\mathbf{a}}}{h_1} \frac{\partial}{\partial u} = \hat{\mathbf{r}} \frac{\partial}{\partial r}, \quad \frac{\hat{\mathbf{b}}}{h_2} \frac{\partial}{\partial v} = \frac{\hat{\phi}}{r} \frac{\partial}{\partial \theta}, \quad \frac{\hat{\mathbf{c}}}{h_3} \frac{\partial}{\partial w} = \frac{\hat{\phi}}{r \sin \theta} \frac{\partial}{\partial \phi}$$

The general expressions for grad, div and curl together with those for ∇^2 and the directional derivative are, in orthogonal curvilinear coordinates, given by:

$$\begin{aligned}\nabla S &= \frac{\hat{\mathbf{a}}}{h_1} \frac{\partial S}{\partial u} + \frac{\hat{\mathbf{b}}}{h_2} \frac{\partial S}{\partial v} + \frac{\hat{\mathbf{c}}}{h_3} \frac{\partial S}{\partial w} \\ (\mathbf{V} \cdot \nabla) S &= \frac{V_1}{h_1} \frac{\partial S}{\partial u} + \frac{V_2}{h_2} \frac{\partial S}{\partial v} + \frac{V_3}{h_3} \frac{\partial S}{\partial w} \\ \nabla \cdot \mathbf{V} &= \frac{1}{h_1 h_2 h_3} \left\{ \frac{\partial}{\partial u} (h_2 h_3 V_1) + \frac{\partial}{\partial v} (h_3 h_1 V_2) + \frac{\partial}{\partial w} (h_1 h_2 V_3) \right\}. \\ \nabla \times \mathbf{V} &= \frac{\hat{\mathbf{a}}}{h_2 h_3} \left\{ \frac{\partial}{\partial v} (h_3 V_3) - \frac{\partial}{\partial w} (h_2 V_2) \right\} + \frac{\hat{\mathbf{b}}}{h_3 h_1} \left\{ \frac{\partial}{\partial w} (h_1 V_1) - \frac{\partial}{\partial u} (h_3 V_3) \right\} \\ &\quad + \frac{\hat{\mathbf{c}}}{h_1 h_2} \left\{ \frac{\partial}{\partial u} (h_2 V_2) - \frac{\partial}{\partial v} (h_1 V_1) \right\} \\ \nabla^2 S &= \frac{1}{h_1 h_2 h_3} \left\{ \frac{\partial}{\partial u} \left(\frac{h_2 h_3}{h_1} \frac{\partial S}{\partial u} \right) + \frac{\partial}{\partial v} \left(\frac{h_3 h_1}{h_2} \frac{\partial S}{\partial v} \right) + \frac{\partial}{\partial w} \left(\frac{h_1 h_2}{h_3} \frac{\partial S}{\partial w} \right) \right\}\end{aligned}$$

Formulas of Vector Analysis

	Rectangular coordinates	Cylindrical coordinates	Spherical coordinates
Conversion to rectangular coordinates		$x = r \cos \varphi \quad y = r \sin \varphi \quad z = z$	$x = r \cos \varphi \sin \theta \quad y = r \sin \varphi \sin \theta$ $z = r \cos \theta$
Gradient ...	$\nabla \phi = \frac{\partial \phi}{\partial x} \mathbf{i} + \frac{\partial \phi}{\partial y} \mathbf{j} + \frac{\partial \phi}{\partial z} \mathbf{k}$	$\nabla \phi = \frac{\partial \phi}{\partial r} \mathbf{r} + \frac{1}{r} \frac{\partial \phi}{\partial \varphi} \Phi + \frac{\partial \phi}{\partial z} \mathbf{k}$	$\nabla \phi = \frac{\partial \phi}{\partial r} \mathbf{r} + \frac{1}{r} \frac{\partial \phi}{\partial \theta} \theta + \frac{1}{r \sin \theta} \frac{\partial \phi}{\partial \varphi} \Phi$
Divergence ...	$\nabla \cdot \mathbf{A} = \frac{\partial A_x}{\partial x} + \frac{\partial A_y}{\partial y} + \frac{\partial A_z}{\partial z}$	$\nabla \cdot \mathbf{A} = \frac{1}{r} \frac{\partial (r A_r)}{\partial r} + \frac{1}{r} \frac{\partial A_\varphi}{\partial \varphi} + \frac{\partial A_z}{\partial z}$	$\nabla \cdot \mathbf{A} = \frac{1}{r^2} \frac{\partial (r^2 A_r)}{\partial r} + \frac{1}{r \sin \theta} \frac{\partial (A_\theta \sin \theta)}{\partial \theta} + \frac{1}{r \sin \theta} \frac{\partial A_\varphi}{\partial \varphi}$
Curl ...	$\nabla \times \mathbf{A} = \begin{vmatrix} \mathbf{i} & \mathbf{j} & \mathbf{k} \\ \frac{\partial}{\partial x} & \frac{\partial}{\partial y} & \frac{\partial}{\partial z} \\ A_x & A_y & A_z \end{vmatrix}$	$\nabla \times \mathbf{A} = \begin{vmatrix} \frac{1}{r} \mathbf{r} & \Phi & \frac{1}{r} \mathbf{k} \\ \frac{\partial}{\partial r} & \frac{\partial}{\partial \varphi} & \frac{\partial}{\partial z} \\ A_r & r A_\varphi & A_z \end{vmatrix}$	$\nabla \times \mathbf{A} = \begin{vmatrix} \frac{r}{r^2} \sin \theta & \frac{\theta}{r \sin \theta} & \frac{\Phi}{r} \\ \frac{\partial}{\partial r} & \frac{\partial}{\partial \theta} & \frac{\partial}{\partial \varphi} \\ A_r & r A_\theta & r A_\varphi \sin \theta \end{vmatrix}$
Laplacian ...	$\nabla^2 \phi = \frac{\partial^2 \phi}{\partial x^2} + \frac{\partial^2 \phi}{\partial y^2} + \frac{\partial^2 \phi}{\partial z^2}$	$\nabla^2 \phi = \frac{1}{r} \frac{\partial}{\partial r} \left(r \frac{\partial \phi}{\partial r} \right) + \frac{1}{r^2} \frac{\partial^2 \phi}{\partial \varphi^2} + \frac{\partial^2 \phi}{\partial z^2}$	$\nabla^2 \phi = \frac{1}{r^2} \frac{\partial}{\partial r} \left(r^2 \frac{\partial \phi}{\partial r} \right) + \frac{1}{r^2 \sin \theta} \frac{\partial}{\partial \theta} \left(\sin \theta \frac{\partial \phi}{\partial \theta} \right) + \frac{1}{r^2 \sin^2 \theta} \frac{\partial^2 \phi}{\partial \varphi^2}$

TRANSFORMATION OF INTEGRALS

If

1. s is the distance along a curve "C" in space and is measured from some fixed point.
2. S is a surface area
3. V is a volume contained by a specified surface
4. $\hat{\mathbf{t}}$ = the unit tangent to C at the point
5. $P \hat{\mathbf{n}}$ = the unit outward pointing normal
6. F is some vector function
7. $d\mathbf{s}$ is the vector element of curve ($= \hat{\mathbf{t}} ds$)
8. $d\mathbf{S}$ is the vector element of surface ($= \hat{\mathbf{n}} dS$)

then

$$\int_{(c)} \mathbf{F} \cdot \hat{\mathbf{t}} ds = \int_{(c)} \mathbf{F}$$

and when $\mathbf{F} = \nabla\phi$

$$\int_{(c)} (\nabla\phi) \cdot \hat{\mathbf{t}} ds = \int_{(c)} d\phi$$

Gauss' Theorem

When S defines a closed region having a volume V :

$$\iiint_{(v)} (\nabla \cdot \mathbf{F}) dV = \iint_{(s)} (\mathbf{F} \cdot \hat{\mathbf{n}}) dS = \iint_{(s)} \mathbf{F} \cdot d\mathbf{S}$$

also

$$\iiint_{(v)} (\nabla\phi) dV = \iint_{(s)} \phi \hat{\mathbf{n}} dS$$

and

$$\iiint_{(v)} (\nabla \times \mathbf{F}) dV = \iint_{(s)} (\hat{\mathbf{n}} \times \mathbf{F}) dS$$

Stokes' Theorem

When C is closed and bounds the open surface S :

$$\iint_{(s)} \hat{\mathbf{n}} \cdot (\nabla \times \mathbf{F}) dS = \int_{(c)} \mathbf{F} \cdot d\mathbf{s}$$

also

$$\iint_{(s)} (\hat{\mathbf{n}} \times \nabla\phi) dS = \int_{(c)} \phi d\mathbf{s}$$

Green's Theorem

$$\begin{aligned} \iint_{(s)} (\nabla\phi \cdot \nabla\theta) dS &= \iint_{(s)} \phi \hat{\mathbf{n}} \cdot (\nabla\theta) dS = \iiint_{(v)} \phi (\nabla^2\theta) dV \\ &= \iint_{(s)} \theta \cdot \hat{\mathbf{n}} (\nabla\phi) dS = \iiint_{(v)} \phi (\nabla^2\theta) dV \end{aligned}$$

MOMENT OF INERTIA FOR VARIOUS BODIES OF MASS

The mass of the body is indicated by m

Body	Axis	Moment of inertia
Uniform thin rod of length l	Normal to the length, at one end	$m\frac{1}{3}l^2$
Uniform thin rod of length l	Normal to the length, at the center	$m\frac{1}{12}l^2$
Thin rectangular sheet, sides a and b	Through the center parallel to b	$m\frac{1}{12}a^2$
Thin rectangular sheet, sides a and b	Through the center perpendicular to the sheet	$m\frac{1}{12}(a^2 + b^2)$
Thin circular sheet of radius r	Normal to the plate through the center	$m\frac{1}{2}r^2$
Thin circular sheet of radius r	Along any diameter	$m\frac{1}{4}r^2$
Thin circular ring. Radii r_1 and r_2	Through center normal to plane of ring	$m\frac{1}{2}(r_1^2 + r_2^2)$
Thin circular ring. Radii r_1 and r_2	Any diameter	$m\frac{1}{4}(r_1^2 + r_2^2)$
Rectangular parallelepiped, edges a , b , and c	Through center perpendicular to face ab , (parallel to edge c)	$m\frac{1}{12}(a^2 + b^2)$
Sphere, radius r	Any diameter	$m\frac{2}{5}r^2$
Spherical shell, external radius, r_1 , internal radius r_2	Any diameter	$m\frac{2}{5}\frac{(r_1^5 - r_2^5)}{(r_1^3 - r_2^3)}$
Spherical shell, very thin, mean radius, r	Any diameter	$m\frac{2}{3}r^2$
Right circular cylinder of radius r , length l	The longitudinal axis of the solid	$m\frac{1}{2}r^2$
Right circular cylinder of radius r , length l	Transverse diameter	$m\left(\frac{r^2}{4} + \frac{l^2}{12}\right)$
Hollow circular cylinder, length l , radii r_1 and r_2	The longitudinal axis of the figure	$m\frac{1}{2}(r_1^2 + r_2^2)$
Thin cylindrical shell, length l , mean radius, r	The longitudinal axis of the figure	mr^2
Hollow circular cylinder, length l , radii r_1 and r_2	Transverse diameter	$m\left(\frac{r_1^2 + r_2^2}{4} + \frac{l^2}{12}\right)$
Hollow circular cylinder, length l , very thin, mean radius r	Transverse diameter	$m\left(\frac{r^2}{2} + \frac{l^2}{12}\right)$
Elliptic cylinder, length l , transverse semiaxes a and b	Longitudinal axis	$m\frac{1}{4}(a^2 + b^2)$
Right cone, altitude h , radius of base r	Axis of the figure	$m\frac{3}{10}r^2$
Spheroid of revolution, equatorial radius r	Polar axis	$m\frac{2}{5}r^2$
Ellipsoid, axes $2a$, $2b$, $2c$	Axis $2a$	$m\frac{1}{5}(b^2 + c^2)$

BESSEL FUNCTIONS

1. Bessel's differential equation for a real variable x is

$$x^2 \frac{d^2 y}{dx^2} + x \frac{dy}{dx} + (x^2 - n^2)y = 0$$

2. When n is not an integer, two independent solutions of the equation are $J_n(x)$, $J_{-n}(x)$, where

$$J_n(x) = \sum_{k=0}^{\infty} \frac{(-1)^k}{k! \Gamma(n+k+1)} \left(\frac{x}{2}\right)^{n+2k}$$

3. If n is an integer $J_{-n}(x) = (-1)^n J_n(x)$, where

$$J_n(x) = \frac{x^n}{2^n n!} \left\{ 1 - \frac{x^2}{2^2 \cdot 1!(n+1)} + \frac{x^4}{2^4 \cdot 2!(n+1)(n+2)} + \frac{x^6}{2^6 \cdot 3!(n+1)(n+2)(n+3)} + \dots \right\}$$

4. For $n = 0$ and $n = 1$, this formula becomes

$$J_0(x) = 1 - \frac{x^2}{2^2(1!)^2} + \frac{x^4}{2^4(2!)^2} - \frac{x^6}{2^6(3!)^2} + \frac{x^8}{2^8(4!)^2} - \dots$$
$$J_1(x) = \frac{x}{2} - \frac{x^3}{2^3 \cdot 1!2!} + \frac{x^5}{2^5 \cdot 2!3!} - \frac{x^7}{2^7 \cdot 3!4!} + \frac{x^9}{2^9 \cdot 4!5!} - \dots$$

5. When x is large and positive, the following asymptotic series may be used

$$J_0(x) = \left(\frac{2}{\pi x}\right)^{\frac{1}{2}} \left\{ P_0(x) \cos\left(x - \frac{\pi}{4}\right) - Q_0(x) \sin\left(x - \frac{\pi}{4}\right) \right\}$$

$$J_1(x) = \left(\frac{2}{\pi x}\right)^{\frac{1}{2}} \left\{ P_1(x) \cos\left(x - \frac{3\pi}{4}\right) - Q_1(x) \sin\left(x - \frac{3\pi}{4}\right) \right\}$$

where

$$P_0(x) \sim 1 - \frac{1^2 \cdot 3^2}{2!(8x)^2} + \frac{1^2 \cdot 3^2 \cdot 5^2 \cdot 7^2}{4!(8x)^4} - \frac{1^2 \cdot 3^2 \cdot 5^2 \cdot 7^2 \cdot 9^2 \cdot 11^2}{6!(8x)^6} + \dots$$

$$Q_0(x) \sim -\frac{1^2}{1!8x} + \frac{1^2 \cdot 3^2 \cdot 5^2}{3!(8x)^3} - \frac{1^2 \cdot 3^2 \cdot 5^2 \cdot 7^2 \cdot 9^2}{5!(8x)^5} + \dots$$

$$P_1(x) \sim 1 + \frac{1^2 \cdot 3 \cdot 5}{2!(8x)^2} - \frac{1^2 \cdot 3^2 \cdot 5^2 \cdot 7 \cdot 9}{4!(8x)^4} + \frac{1^2 \cdot 3^2 \cdot 5^2 \cdot 7^2 \cdot 9^2 \cdot 11 \cdot 13}{6!(8x)^6} - \dots$$

$$Q_1(x) \sim \frac{1 \cdot 3}{1!8x} - \frac{1^2 \cdot 3^2 \cdot 5 \cdot 7}{3!(8x)^3} + \frac{1^2 \cdot 3^2 \cdot 5^2 \cdot 7^2 \cdot 9 \cdot 11}{5!(8x)^5} - \dots$$

[In $P_1(x)$ the signs alternate from $+$ to $-$ after the first term]

6. The zeros of $J_0(x)$ and $J_1(x)$.

If j_{0s} and j_{1s} are the s th zeros of $J_0(x)$ and $J_1(x)$ respectively, and if $a = 4_s - 1$, $b = 4_s + 1$

$$j_{0,s} \sim \frac{1}{4}\pi a \left\{ 1 + \frac{2}{\pi^2 a^2} - \frac{62}{3\pi^4 a^4} + \frac{15,116}{15\pi^6 a^6} - \frac{12,554,474}{105\pi^8 a^8} + \frac{8,368,654,292}{315\pi^{10} a^{10}} - \dots \right\}$$

$$j_{1,s} \sim \frac{1}{4}\pi b \left\{ 1 - \frac{6}{\pi^2 b^2} + \frac{6}{\pi^4 b^4} - \frac{4716}{5\pi^6 b^6} + \frac{3,902,418}{35\pi^8 b^8} - \frac{895,167,324}{35\pi^{10} b^{10}} + \dots \right\}$$

$$J_1(j_{0,s}) \sim \frac{(-1)^{s+1} 2^{\frac{3}{2}}}{\pi a^{\frac{1}{2}}} \left\{ 1 - \frac{56}{3\pi^4 a^4} + \frac{9664}{5\pi^6 a^6} - \frac{7,381,280}{21\pi^8 a^8} + \dots \right\}$$

$$J_0(j_{1,s}) \sim \frac{(-1)^s 2^{\frac{3}{2}}}{\pi b^{\frac{1}{2}}} \left\{ 1 + \frac{24}{\pi^4 b^4} - \frac{19,584}{10\pi^6 b^6} + \frac{2,466,720}{7\pi^8 b^8} - \dots \right\}$$

7. Table of zeros for $J_0(x)$ and $J_1(x)$

Define $\{\alpha_n, \beta_n\}$ by $J_1(\alpha_n) = 0$ and $J_0(\beta_n) = 0$.

Roots α_n	$J_1(\alpha_n)$	Roots β_n	$J_0(\beta_n)$
2.4048	0.5191	0.0000	1.0000
5.5201	-0.3403	3.8317	-0.4028
8.6537	0.2715	7.0156	0.3001
11.7915	-0.2325	10.1735	-0.2497
14.9309	0.2065	13.3237	0.2184
18.0711	-0.1877	16.4706	-0.1965
21.2116	0.1733	19.6159	0.1801

8. Recurrence formulas

$$J_{n-1}(x) + J_{n+1}(x) = \frac{2n}{x} J_n(x) \quad nJ_n(x) + xJ'_n(x) = xJ_{n-1}(x)$$

$$J_{n-1}(x) - J_{n+1}(x) = 2J'_n(x) \quad nJ_n(x) - xJ'_n(x) = xJ_{n+1}(x)$$

9. If J_n is written for $J_n(x)$ and $J_n^{(k)}$ is written for $\frac{d^k}{dx^k}\{J_n(x)\}$, then the following derivative relationships are important

$$J_0^{(r)} = -J_1^{(r-1)}$$

$$J_0^{(2)} = -J_0 + \frac{1}{x}J_1 = \frac{1}{2}(J_2 - J_0)$$

$$J_0^{(3)} = \frac{1}{x}J_0 + \left(1 - \frac{2}{x^2}\right)J_1 = \frac{1}{4}(-J_3 + 3J_1)$$

$$J_0^{(4)} = \left(1 - \frac{3}{x^2}\right)J_0 - \left(\frac{2}{x} - \frac{6}{x^3}\right)J_1 = \frac{1}{8}(J_4 - 4J_2 + 3J_0), \text{ etc.}$$

10. Half order Bessel functions

$$\begin{aligned}
 J_{\frac{1}{2}}(x) &= \sqrt{\frac{2}{\pi x}} \sin x \\
 J_{-\frac{1}{2}}(x) &= \sqrt{\frac{2}{\pi x}} \cos x \\
 J_{n+\frac{3}{2}}(x) &= -x^{n+\frac{1}{2}} \frac{d}{dx} \{x^{-(n+\frac{1}{2})} J_{n+\frac{1}{2}}(x)\} \\
 J_{n-\frac{1}{2}}(x) &= x^{-(n+\frac{1}{2})} \frac{d}{dx} \{x^{n+\frac{1}{2}} J_{n+\frac{1}{2}}(x)\}
 \end{aligned}$$

n	$\left(\frac{\pi x}{2}\right)^{\frac{1}{2}} J_{n+\frac{1}{2}}(x)$	$\left(\frac{\pi x}{2}\right)^{\frac{1}{2}} J_{-(n+\frac{1}{2})}(x)$
0	$\sin x$	$\cos x$
1	$\frac{\sin x}{x} - \cos x$	$-\frac{\cos x}{x} - \sin x$
2	$\left(\frac{3}{x^2} - 1\right) \sin x - \frac{3}{x} \cos x$	$\left(\frac{3}{x^2} - 1\right) \cos x + \frac{3}{x} \sin x$
3	$\left(\frac{15}{x^3} - \frac{6}{x}\right) \sin x - \left(\frac{15}{x^2} - 1\right) \cos x$ etc.	$-\left(\frac{15}{x^3} - \frac{6}{x}\right) \cos x - \left(\frac{15}{x^2} - 1\right) \sin x$

11. Additional solutions to Bessel's equation are

$$\begin{aligned}
 &Y_n(x) \quad (\text{also called Weber's function, and sometimes denoted by } N_n(x)) \\
 &H_n^{(1)}(x) \quad \text{and} \quad H_n^{(2)}(x) \quad (\text{also called Hankel functions})
 \end{aligned}$$

These solutions are defined as follows

$$Y_n(x) = \begin{cases} \frac{J_n(x) \cos(n\pi) - J_{-n}(x)}{\sin(n\pi)} & n \text{ not an integer} \\ \lim_{\nu \rightarrow n} \frac{J_\nu(x) \cos(\nu\pi) - J_{-\nu}(x)}{\sin(\nu\pi)} & n \text{ an integer} \end{cases} \quad \begin{aligned} H_n^{(1)}(x) &= J_n(x) + iY_n(x) \\ H_n^{(2)}(x) &= J_n(x) - iY_n(x) \end{aligned}$$

The additional properties of these functions may all be derived from the above relations and the known properties of $J_n(x)$.

12. Complete solutions to Bessel's equation may be written as

$$c_1 J_n(x) + c_2 J_{-n}(x) \quad \text{if } n \text{ is not an integer}$$

or, for any value of n ,

$$c_1 J_n(x) + c_2 Y_n(x) \quad \text{or} \quad c_1 H_n^{(1)}(x) + c_2 H_n^{(2)}(x)$$

13. The modified (or hyperbolic) Bessel's differential equation is

$$x^2 \frac{d^2 y}{dx^2} + x \frac{dy}{dx} - (x^2 + n^2)y = 0$$

14. When n is not an integer, two independent solutions of the equation are $I_n(x)$ and $I_{-n}(x)$, where

$$I_n(x) = \sum_{k=0}^{\infty} \frac{1}{k! \Gamma(n+k+1)} \left(\frac{x}{2}\right)^{n+2k}$$

15. If n is an integer,

$$\begin{aligned}
 I_n(x) = I_{-n}(x) &= \frac{x^n}{2^n n!} \left\{ 1 + \frac{x^2}{2^2 \cdot 1!(n+1)} + \frac{x^4}{2^4 \cdot 2!(n+1)(n+2)} \right. \\
 &\quad \left. + \frac{x^6}{2^6 \cdot 3!(n+1)(n+2)(n+3)} + \dots \right\}
 \end{aligned}$$

16. For $n = 0$ and $n = 1$, this formula becomes

$$\begin{aligned}
 I_0(x) &= 1 + \frac{x^2}{2^2(1!)^2} + \frac{x^4}{2^4(2!)^2} + \frac{x^6}{2^6(3!)^2} + \frac{x^8}{2^8(4!)^2} + \dots \\
 I_1(x) &= \frac{x}{2} + \frac{x^3}{2^3 \cdot 1!2!} + \frac{x^5}{2^5 \cdot 2!3!} + \frac{x^7}{2^7 \cdot 3!4!} + \frac{x^9}{2^9 \cdot 4!5!} + \dots
 \end{aligned}$$

17. Another solution to the modified Bessel's equation is

$$K_n(x) = \begin{cases} \frac{1}{2}\pi \frac{I_{-n}(x) - I_n(x)}{\sin(n\pi)} & n \text{ not an integer} \\ \lim_{\nu \rightarrow n} \frac{1}{2}\pi \frac{I_{-\nu}(x) - I_\nu(x)}{\sin(\nu\pi)} & n \text{ an integer} \end{cases}$$

This function is linearly independent of $I_n(x)$ for all values of n . Thus the complete solution to the modified Bessel's equation may be written as

$$c_1 I_n(x) + c_2 I_{-n}(x) \quad n \text{ not an integer}$$

or

$$c_1 I_n(x) + c_2 K_n(x) \quad \text{any } n$$

18. The following relations hold among the various Bessel functions:

$$\begin{aligned} I_n(z) &= i^{-m} J_m(iz) \\ Y_n(iz) &= (i)^{n+1} I_n(z) - \frac{2}{\pi} i^{-n} K_n(z) \end{aligned}$$

Most of the properties of the modified Bessel function may be deduced from the known properties of $J_n(x)$ by use of these relations and those previously given.

19. Recurrence formulas

$$\begin{aligned} I_{n-1}(x) - I_{n+1}(x) &= \frac{2n}{x} I_n(x) & I_{n-1}(x) + I_{n+1}(x) &= 2I'_n(x) \\ I_{n-1}(x) - \frac{n}{x} I_n(x) &= I'_n(x) & I'_n(x) &= I_{n+1}(x) + \frac{n}{x} I_n(x) \end{aligned}$$

THE FACTORIAL FUNCTION

For non-negative integers n , the factorial of n , denoted $n!$, is the product of all positive integers less than or equal to n ; $n! = n \cdot (n-1) \cdot (n-2) \cdots 2 \cdot 1$. If n is a negative integer ($n = -1, -2, \dots$) then $n! = \pm\infty$.

Approximations to $n!$ for large n include Stirling's formula

$$n! \approx \sqrt{2\pi e} \left(\frac{n}{e}\right)^{n+\frac{1}{2}},$$

and Burnside's formula

$$n! \approx \sqrt{2\pi} \left(\frac{n + \frac{1}{2}}{e}\right)^{n+\frac{1}{2}}.$$

n	$n!$	$\log_{10} n!$	n	$n!$	$\log_{10} n!$
0	1	0.00000	1	1	0.00000
2	2	0.30103	3	6	0.77815
4	24	1.38021	5	120	2.07918
6	720	2.85733	7	5040	3.70243
8	40320	4.60552	9	3.6288×10^5	5.55976
10	3.6288×10^6	6.55976	11	3.9917×10^7	7.60116
12	4.7900×10^8	8.68034	13	6.2270×10^9	9.79428
14	8.7178×10^{10}	10.94041	15	1.3077×10^{12}	12.11650
16	2.0923×10^{13}	13.32062	17	3.5569×10^{14}	14.55107
18	6.4024×10^{15}	15.80634	19	1.2165×10^{17}	17.08509
20	2.4329×10^{18}	18.38612	25	1.5511×10^{25}	25.19065
30	2.6525×10^{32}	32.42366	40	8.1592×10^{47}	47.91165
50	3.0414×10^{64}	64.48307	60	8.3210×10^{81}	81.92017
70	1.1979×10^{100}	100.07841	80	7.1569×10^{118}	118.85473
90	1.4857×10^{138}	138.17194	100	9.3326×10^{157}	157.97000
110	1.5882×10^{178}	178.20092	120	6.6895×10^{198}	198.82539
130	6.4669×10^{219}	219.81069	150	5.7134×10^{262}	262.75689
500	1.2201×10^{1134}	1134.0864	1000	4.0239×10^{2567}	2567.6046

THE GAMMA FUNCTION

Definition: $\Gamma(n) = \int_0^{\infty} t^{n-1} e^{-t} dt \quad n > 0$

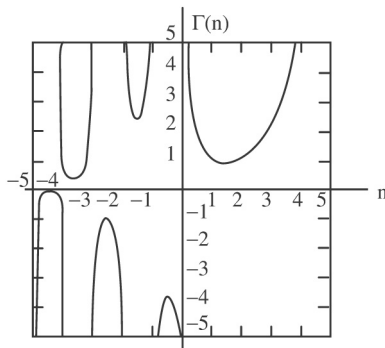
Recursion Formula: $\Gamma(n+1) = n\Gamma(n)$

$\Gamma(n+1) = n!$ if $n = 0, 1, 2, \dots$ where $0! = 1$

For $n < 0$ the gamma function can be defined by using

$$\Gamma(n) = \frac{\Gamma(n+1)}{n}$$

Graph:



Special Values:

$$\Gamma(1/2) = \sqrt{\pi}$$

$$\Gamma(m+1/2) = \frac{1 \cdot 3 \cdot 5 \cdots (2m-1)}{2^m} \sqrt{\pi} \quad m = 1, 2, 3, \dots$$

$$\Gamma(-m+1/2) = \frac{(-1)^m 2^m \sqrt{\pi}}{1 \cdot 3 \cdot 5 \cdots (2m-1)} \quad m = 1, 2, 3, \dots$$

Definition:

$$\Gamma(x+1) = \lim_{k \rightarrow \infty} \frac{1 \cdot 2 \cdot 3 \cdots k}{(x+1)(x+2) \cdots (x+k)} k^x$$

$$\frac{1}{\Gamma(x)} = x e^{\gamma x} \prod_{m=1}^{\infty} \left\{ \left(1 + \frac{x}{m}\right) e^{-x/m} \right\}$$

This is an infinite product representation for the gamma function where γ is Euler's constant.

Properties:

$$\Gamma'(1) = \int_0^{\infty} e^{\gamma x} \ln x dx = -\gamma$$

$$\frac{\Gamma'(x)}{\Gamma(x)} = -\gamma + \left(\frac{1}{1} - \frac{1}{x}\right) + \left(\frac{1}{2} - \frac{1}{x+1}\right) + \dots + \left(\frac{1}{n} - \frac{1}{x+n-1}\right) + \dots$$

$$\Gamma(x+1) = \sqrt{2\pi x} x^x e^{-x} \left\{ 1 + \frac{1}{12x} + \frac{1}{288x^2} - \frac{139}{51,840x^3} + \dots \right\}$$

This is called *Stirling's asymptotic series*.

Values of $\Gamma(n) = \int_0^{\infty} e^{-x} x^{n-1} dx$; $\Gamma(n+1) = n\Gamma(n)$

n	$\Gamma(n)$	n	$\Gamma(n)$	n	$\Gamma(n)$	n	$\Gamma(n)$
1.00	1.00000	1.25	.90640	1.50	.88623	1.75	.91906
1.01	.99433	1.26	.90440	1.51	.88659	1.76	.92137
1.02	.98884	1.27	.90250	1.52	.88704	1.77	.92376
1.03	.98355	1.28	.90072	1.53	.88757	1.78	.92623
1.04	.97844	1.29	.89904	1.54	.88818	1.79	.92877
1.05	.97350	1.30	.89747	1.55	.88887	1.80	.93138
1.06	.96874	1.31	.89600	1.56	.88964	1.81	.93408
1.07	.96415	1.32	.89464	1.57	.89049	1.82	.93685
1.08	.95973	1.33	.89338	1.58	.89142	1.83	.93969
1.09	.95546	1.34	.89222	1.59	.89243	1.84	.94261
1.10	.95135	1.35	.89115	1.60	.89352	1.85	.94561
1.11	.94740	1.36	.89018	1.61	.89468	1.86	.94869
1.12	.94359	1.37	.88931	1.62	.89592	1.87	.95184
1.13	.93993	1.38	.88854	1.63	.89724	1.88	.95507
1.14	.93642	1.39	.88785	1.64	.89864	1.89	.95838
1.15	.93304	1.40	.88726	1.65	.90012	1.90	.96177
1.16	.92980	1.41	.88676	1.66	.90167	1.91	.96523
1.17	.92670	1.42	.88636	1.67	.90330	1.92	.96877
1.18	.92373	1.43	.88604	1.68	.90500	1.93	.97240
1.19	.92089	1.44	.88581	1.69	.90678	1.94	.97610
1.20	.91817	1.45	.88566	1.70	.90864	1.95	.97988
1.21	.91558	1.46	.88560	1.71	.91057	1.96	.98374
1.22	.91311	1.47	.88563	1.72	.91258	1.97	.98768
1.23	.91075	1.48	.88575	1.73	.91466	1.98	.99171
1.24	.90852	1.49	.88595	1.74	.91683	1.99	.99581
						2.00	1.00000

THE BETA FUNCTION

Definition: $B(m, n) = \int_0^1 t^{m-1} (1-t)^{n-1} dt \quad m > 0, n > 0$

Relationship with Gamma function: $B(m, n) = \frac{\Gamma(m)\Gamma(n)}{\Gamma(m+n)}$

Properties:

$$B(m, n) = B(n, m)$$

$$B(m, n) = 2 \int_0^{\pi/2} \sin^{2m-1} \theta \cos^{2n-1} \theta d\theta$$

$$B(m, n) = \int_0^\infty \frac{t^{m-1}}{(1+t)^{m+n}} dt$$

$$B(m, n) = r^n (r+1)^m \int_0^1 \frac{t^{m-1} (1-t)^{n-1}}{(r+t)^{m+n}} dt$$

THE ERROR FUNCTION

Definition: $\operatorname{erf}(x) = \frac{2}{\sqrt{\pi}} \int_0^x e^{-t^2} dt$

Series: $\operatorname{erf}(x) = \frac{2}{\sqrt{\pi}} \left(x - \frac{x^3}{3} + \frac{1}{2!} \frac{x^5}{5} - \frac{1}{3!} \frac{x^7}{7} + \dots \right)$

Property: $\operatorname{erf}(x) = -\operatorname{erf}(-x)$

Relationship with Normal Probability Function $f(t) : \int_0^x f(t) dt = \frac{1}{2} \operatorname{erf} \left(\frac{x}{\sqrt{2}} \right)$ To evaluate $\operatorname{erf}(2.3)$, one proceeds as follows:

For $\frac{x}{\sqrt{2}} = 2.3$, one finds $x = (2.3)(\sqrt{2}) = 3.25$. In the normal probability function table (page A-104), one finds the entry 0.4994 opposite the value 3.25. Thus $\operatorname{erf}(2.3) = 2(0.4994) = 0.9988$.

$$\operatorname{erfc}(z) = 1 - \operatorname{erf}(z) = \frac{2}{\sqrt{\pi}} \int_z^{\infty} e^{-t^2} dt$$

is known as the complementary error function.

ORTHOGONAL POLYNOMIALS

I: Legendre

Name: Legendre *Symbol:* $P_n(x)$ *Interval:* $[-1, 1]$
Differential Equation: $(1 - x^2)y'' - 2xy' + n(n + 1)y = 0$

A-84

Explicit Expression: $P_n(x) = \frac{1}{2^n} \sum_{m=0}^{\lfloor n/2 \rfloor} (-1)^m \binom{n}{m} \binom{2n-2m}{n} x^{n-2m}$

Recurrence Relation: $(n+1)P_{n+1}(x) = (2n+1)xP_n(x) - nP_{n-1}(x)$

Weight: 1

Standardization: $P_n(1) = 1$

Norm: $\int_{-1}^{+1} [P_n(x)]^2 dx = \frac{2}{2n+1}$

Rodrigues' Formula: $P_n(x) = \frac{(-1)^n}{2^n n!} \frac{d^n}{dx^n} \{(1-x^2)^n\}$

Generating Function: $R^{-1} = \sum_{n=0}^{\infty} P_n(x)z^n, -1 < x < 1, |z| < 1,$
 $R = \sqrt{1-2xz+z^2}$

Inequality: $|P_n(x)| \leq 1, -1 \leq x \leq 1.$

II: Tschebysheff, First Kind

Name: Tschebysheff, First Kind Symbol: $T_n(x)$ Interval: $[-1, 1]$

Differential Equation: $(1-x^2)y - xy' + n^2y = 0$

Explicit Expression: $\frac{n}{2} \sum_{m=0}^{\lfloor n/2 \rfloor} (-1)^m \frac{(n-m-1)!}{m!(n-2m)!} (2x)^{n-2m} = \cos(n \arccos x) = T_n(x)$

Recurrence Relation: $T_{n+1}(x) = 2xT_n(x) - T_{n-1}(x)$

Weight: $(1-x^2)^{-1/2}$

Standardization: $T_n(1) = 1$

Norm: $\int_{-1}^{+1} (1-x^2)^{-1/2} [T_n(x)]^2 dx = \begin{cases} \pi/2, & n \neq 0 \\ \pi, & n = 0 \end{cases}$

Rodrigues' Formula: $\frac{(-1)^n (1-x^2)^{1/2} \sqrt{\pi}}{2^{n+1} \Gamma(n + \frac{1}{2})} \frac{d^n}{dx^n} \{(1-x^2)^{n-(1/2)}\} = T_n(x)$

Generating Function: $\frac{1-xz}{1-2xz-z^2} = \sum_{n=0}^{\infty} T_n(x)z^n, -1 < x < 1, |z| < 1$

Inequality: $|T_n(x)| \leq 1, -1 \leq x \leq 1.$

III: Tschebysheff, Second Kind

Name: Tschebysheff, Second Kind Symbol $U_n(x)$ Interval: $[-1, 1]$

Differential Equation: $(1-x^2)y'' - 3xy' + n(n+2)y = 0$

Explicit Expression: $U_n(x) = \sum_{m=0}^{\lfloor n/2 \rfloor} (-1)^m \frac{(m-n)!}{m!(n-2m)!} (2x)^{n-2m}$
 $U_n(\cos \theta) = \frac{\sin[(n+1)\theta]}{\sin \theta}$

Recurrence Relation: $U_{n+1}(x) = 2xU_n(x) - U_{n-1}(x)$

Weight: $(1-x^2)^{1/2}$ Standardization: $U_n(1) = n+1$

Norm: $\int_{-1}^{+1} (1-x^2)^{1/2} [U_n(x)]^2 dx = \frac{\pi}{2}$

Rodrigues' Formula: $U_n(x) = \frac{(-1)^n (n+1) \sqrt{\pi}}{(1-x^2)^{1/2} 2^{n+1} \Gamma(n + \frac{3}{2})} \frac{d^n}{dx^n} \{(1-x^2)^{n+(1/2)}\}$

Generating Function: $\frac{1}{1-2xz+z^2} = \sum_{n=0}^{\infty} U_n(x)z^n, -1 < x < 1, |z| < 1$

Inequality: $|U_n(x)| \leq n+1, -1 \leq x \leq 1.$

IV: Jacobi

Name: Jacobi Symbol: $P_n^{(\alpha, \beta)}(x)$ Interval: $[-1, 1]$

Differential Equation: $(1-x^2)y'' + [\beta - \alpha - (\alpha + \beta + 2)x]y' + n(n + \alpha + \beta + 1)y = 0$

Explicit Expression: $P_n^{(\alpha,\beta)}(x) = \frac{1}{2^n} \sum_{m=0}^n \binom{n+\alpha}{m} \binom{n+\beta}{n-m} (x-1)^{n-m} (x+1)^m$

Recurrence Relation:

$$\begin{aligned} &2(n+1)(n+\alpha+\beta+1)(2n+\alpha+\beta)P_{n+1}^{(\alpha,\beta)}(x) \\ &= (2n+\alpha+\beta+1)[(\alpha^2-\beta^2)+(2n+\alpha+\beta+2)(2n+\alpha+\beta)x]P_n^{(\alpha,\beta)}(x) \\ &\quad - 2(n+\alpha)(n+\beta)(2n+\alpha+\beta+2)P_{n-1}^{(\alpha,\beta)}(x) \end{aligned}$$

Weight: $(1-x)^\alpha(1+x)^\beta; \alpha, \beta > 1$

Standardization: $P_n^{(\alpha,\beta)}(x) = \binom{n+\alpha}{n}$

Norm: $\int_{-1}^{+1} (1-x)^\alpha(1+x)^\beta [P_n^{(\alpha,\beta)}(x)]^2 dx = \frac{2^{\alpha+\beta+1}\Gamma(n+\alpha+1)\Gamma(n+\beta+1)}{(2n+\alpha+\beta+1)n!\Gamma(n+\alpha+\beta+1)}$

Rodrigues' Formula: $P_n^{(\alpha,\beta)}(x) = \frac{(-1)^n}{2^n n! (1-x)^\alpha (1+x)^\beta} \frac{d^n}{dx^n} \{(1-x)^{n+\alpha} (1+x)^{n+\beta}\}$

Generating Function: $R^{-1}(1-z+R)^{-\alpha}(1+z+R)^{-\beta} = \sum_{n=0}^{\infty} 2^{-\alpha-\beta} P_n^{(\alpha,\beta)}(x) z^n,$

$$R = \sqrt{1-2xz+z^2}, \quad |z| < 1$$

Inequality: $\max_{-1 \leq x \leq 1} |P_n^{(\alpha,\beta)}(x)| = \begin{cases} \binom{n+q}{n} \sim n^q \text{ if } q = \max(\alpha, \beta) \geq -\frac{1}{2} \\ |P_n^{(\alpha,\beta)}(x')| \sim n^{-1/2} \text{ if } q < -\frac{1}{2} \\ x' \text{ is one of the two maximum points nearest } \frac{\beta-\alpha}{\alpha+\beta+1} \end{cases}$

V: Generalized Laguerre

Name: Generalized Laguerre Symbol: $L_n^{(\alpha)}(x)$ Interval: $[0, \infty]$

Differential Equation: $xy'' + (\alpha+1-x)y' + ny = 0$

Explicit Expression: $L_n^{(\alpha)}(x) = \sum_{m=0}^n (-1)^m \binom{n+\alpha}{n-m} \frac{1}{m!} x^m$

Recurrence Relation: $(n+1)L_n^{(\alpha)} + 1(x) = [(2n+\alpha+1)-x]L_n^{(\alpha)}(x) - (n+\alpha)L_n^{(\alpha)} - 1(x)$

Weight: $x^\alpha e^{-x}, \alpha > -1$ Standardization: $L_n^{(\alpha)}(x) = \frac{(-1)^n}{n!} x^n + \dots$

Norm: $\int_0^\infty x^\alpha e^{-x} [L_n^{(\alpha)}(x)]^2 dx = \frac{\Gamma(n+\alpha+1)}{n!}$

Rodrigues' Formula: $L_n^{(\alpha)}(x) = \frac{1}{n! x^\alpha e^{-x}} \frac{d^n}{dx^n} \{x^{n+\alpha} e^{-x}\}$

Generating Function: $(1-z)^{-\alpha-1} \exp\left(\frac{xz}{z-1}\right) = \sum_{n=0}^{\infty} L_n^{(\alpha)}(x) z^n$

Inequality: $|L_n^{(\alpha)}(x)| \leq \frac{\Gamma(n+\alpha+1)}{n!\Gamma(\alpha+1)} e^{x/2}, \quad x \geq 0, \alpha > 0$
 $|L_n^{(\alpha)}(x)| \leq \left[2 - \frac{\Gamma(\alpha+n+1)}{n!\Gamma(\alpha+1)}\right] e^{x/2}, \quad x \geq 0, -1 < \alpha < 0$

VI: Hermite

Name: Hermite Symbol: $H_n(x)$ Interval: $[-\infty, \infty]$

Differential Equation: $y'' - 2xy' + 2ny = 0$

Explicit Expression: $H_n(x) = \sum_{m=0}^{\lfloor n/2 \rfloor} \frac{(-1)^m n! (2x)^{n-2m}}{m!(n-2m)!}$

Recurrence Relation: $H_{n+1}(x) = 2xH_n(x) - 2nH_{n-1}(x)$

Weight: e^{-x^2} Standardization: $H_n(1) = 2^n x^n + \dots$

Norm: $\int_{-\infty}^{\infty} e^{-x^2} [H_n(x)]^2 dx = 2^n n! \sqrt{\pi}$

Rodrigues' Formula: $H_n(x) = (-1)^n e^{x^2} \frac{d^n}{dx^n} (e^{-x^2})$

Generating Function: $e^{-x^2+2zx} = \sum_{n=0}^{\infty} H_n(x) \frac{z^n}{n!}$

Inequality: $|H_n(x)| e^{x^2/2} k 2^{n/2} \sqrt{n!} k \approx 1.086435$

TABLES OF ORTHOGONAL POLYNOMIALS

$H_0 = 1$ $H_1 = 2x$ $H_2 = 4x^2 - 2$ $H_3 = 8x^3 - 12x$ $H_4 = 16x^4 - 48x^2 + 12$ $H_5 = 32x^5 - 160x^3 + 120x$ $H_6 = 64x^6 - 480x^4 + 720x^2 - 120$ $H_7 = 128x^7 - 1344x^5 + 3360x^3 - 1680x$ $H_8 = 256x^8 - 3584x^6 + 13440x^4 - 13440x^2 + 1680$ $H_9 = 512x^9 - 9216x^7 + 48384x^5 - 80640x^3 + 30240x$ $H_{10} = 1024x^{10} - 23040x^8 + 161280x^6 - 403200x^4 + 302400x^2 - 30240$	$x^{10} = (30240H_0 + 75600H_2 + 25200H_4 + 2520H_6 + 90H_8 + H_{10})/1024$ $x^9 = (15120H_1 + 10080H_3 + 1512H_5 + 72H_7 + H_9)/512$ $x^8 = (1680H_0 + 3360H_2 + 840H_4 + 56H_6 + H_8)/256$ $x^7 = (840H_1 + 420H_3 + 42H_5 + H_7)/128$ $x^6 = (120H_0 + 180H_2 + 30H_4 + H_6)/64$ $x^5 = (60H_1 + 20H_3 + H_5)/32$ $x^4 = (12H_0 + 12H_2 + H_4)/16$ $x^3 = (6H_1 + H_3)/8$ $x^2 = (2H_0 + H_2)/4$ $x = (H_1)/2$ $1 = H_0$
---	---

$L_0 = 1$ $L_1 = -x + 1$ $L_2 = (x^2 - 4x + 2)/2$ $L_3 = (-x^3 + 9x^2 - 18x + 6)/6$ $L_4 = (x^4 - 16x^3 + 72x^2 - 96x + 24)/24$ $L_5 = (-x^5 + 25x^4 - 200x^3 + 600x^2 - 600x + 120)/120$ $L_6 = (x^6 - 36x^5 + 450x^4 - 2400x^3 + 5400x^2 - 4320x + 720)/720$	$x^6 = 720L_0 - 4320L_1 + 10800L_2 - 14400L_3 + 10800L_4 - 4320L_5 + 720L_6$ $x^5 = 120L_0 - 600L_1 + 1200L_2 - 1200L_3 + 600L_4 - 120L_5$ $x^4 = 24L_0 - 96L_1 + 144L_2 - 96L_3 + 24L_4$ $x^3 = 6L_0 - 18L_1 + 18L_2 - 6L_3$ $x^2 = 2L_0 - 4L_1 + 2L_2$ $x = L_0 - L_1$ $1 = L_0$
--	--

$P_0 = 1$ $P_1 = x$ $P_2 = (3x^2 - 1)/2$ $P_3 = (5x^3 - 3x)/2$ $P_4 = (35x^4 - 30x^2 + 3)/8$ $P_5 = (63x^5 - 70x^3 + 15x)/8$ $P_6 = (231x^6 - 315x^4 + 105x^2 - 5)/16$ $P_7 = (429x^7 - 693x^5 + 315x^3 - 35x)/16$ $P_8 = (6435x^8 - 12012x^6 + 6930x^4 - 1260x^2 + 35)/128$ $P_9 = (12155x^9 - 25740x^7 + 18018x^5 - 4620x^3 + 315x)/128$ $P_{10} = (46189x^{10} - 109395x^8 + 90090x^6 - 30030x^4 + 3465x^2 - 63)/256$	$x^{10} = (4199P_0 + 16150P_2 + 15504P_4 + 7904P_6 + 2176P_8 + 256P_{10})/46189$ $x^9 = (3315P_1 + 4760P_3 + 2992P_5 + 960P_7 + 128P_9)/12155$ $x^8 = (715P_0 + 2600P_2 + 2160P_4 + 832P_6 + 128P_8)/6435$ $x^7 = (143P_1 + 182P_3 + 88P_5 + 16P_7)/429$ $x^6 = (33P_0 + 110P_2 + 72P_4 + 16P_6)/231$ $x^5 = (27P_1 + 28P_3 + 8P_5)/63$ $x^4 = (7P_0 + 20P_2 + 8P_4)/35$ $x^3 = (3P_1 + 2P_3)/5$ $x^2 = (P_0 + 2P_2)/3$ $x = P_1$ $1 = P_0$
--	---

$T_0 = 1$ $T_1 = x$ $T_2 = 2x^2 - 1$ $T_3 = 4x^3 - 3x$ $T_4 = 8x^4 - 8x^2 + 1$ $T_5 = 16x^5 - 20x^3 + 5x$ $T_6 = 32x^6 - 48x^4 + 18x^2 - 1$ $T_7 = 64x^7 - 112x^5 + 56x^3 - 7x$ $T_8 = 128x^8 - 256x^6 + 160x^4 - 32x^2 + 1$ $T_9 = 256x^9 - 576x^7 + 432x^5 - 120x^3 + 9x$ $T_{10} = 512x^{10} - 1280x^8 + 1120x^6 - 400x^4 + 50x^2 - 1$	$x^{10} = (126T_0 + 210T_2 + 120T_4 + 45T_6 + 10T_8 + T_{10})/512$ $x^9 = (126T_1 + 84T_3 + 36T_5 + 9T_7 + T_9)/256$ $x^8 = (35T_0 + 56T_2 + 28T_4 + 8T_6 + T_8)/128$ $x^7 = (35T_1 + 21T_3 + 7T_5 + T_7)/64$ $x^6 = (10T_0 + 15T_2 + 6T_4 + T_6)/32$ $x^5 = (10T_1 + 5T_3 + T_5)/16$ $x^4 = (3T_0 + 4T_2 + T_4)/8$ $x^3 = (3T_1 + T_3)/4$ $x^2 = (T_0 + T_2)/2$ $x = T_1$ $1 = T_0$
---	--

$U_0 = 1$ $U_1 = 2x$ $U_2 = 4x^2 - 1$ $U_3 = 8x^3 - 4x$ $U_4 = 16x^4 - 12x^2 + 1$ $U_5 = 32x^5 - 32x^3 + 6x$ $U_6 = 64x^6 - 80x^4 + 24x^2 - 1$ $U_7 = 128x^7 - 192x^5 + 80x^3 - 8x$ $U_8 = 256x^8 - 448x^6 + 240x^4 - 40x^2 + 1$ $U_9 = 512x^9 - 1024x^7 + 672x^5 - 160x^3 + 10x$ $U_{10} = 1024x^{10} - 2304x^8 + 1792x^6 - 560x^4 + 60x^2 - 1$	$x^{10} = (42U_0 + 90U_2 + 75U_4 + 35U_6 + 9U_8 + U_{10})/1024$ $x^9 = (42U_1 + 48U_3 + 27U_5 + 8U_7 + U_9)/512$ $x^8 = (14U_0 + 28U_2 + 20U_4 + 7U_6 + U_8)/256$ $x^7 = (14U_1 + 14U_3 + 6U_5 + U_7)/128$ $x^6 = (5U_0 + 9U_2 + 5U_4 + U_6)/64$ $x^5 = (5U_1 + 4U_3 + U_5)/32$ $x^4 = (2U_0 + 3U_2 + U_4)/16$ $x^3 = (2U_1 + U_3)/8$ $x^2 = (U_0 + U_2)/4$ $x = (U_1)/2$ $1 = U_0$
--	---

CLEBSCH-GORDAN COEFFICIENTS

$$\begin{aligned} \begin{pmatrix} j_1 & j_2 & j \\ m_1 & m_2 & m \end{pmatrix} &= \delta_{m, m_1+m_2} \sqrt{\frac{(j_1+j_2-j)!(j+j_1-j_2)!(j+j_2-j_1)!(2j+1)}{(j+j_1+j_2+1)!}} \\ &\times \sum_k \frac{(-1)^k \sqrt{(j_1+m_1)!(j_1-m_1)!(j_2+m_2)!(j_2-m_2)!(j+m)!(j-m)!}}{k!(j_1+j_2-j-k)!(j_1-m_1-k)!(j_2+m_2-k)!(j-j_2+m_1+k)!(j-j_1-m_2+k)!}. \end{aligned}$$

1. Conditions:

- (a) Each of $\{j_1, j_2, j, m_1, m_2, m\}$ may be an integer, or half an integer. Additionally: $j > 0$, $j_1 > 0$, $j_2 > 0$ and $j + j_1 + j_2$ is an integer.
- (b) $j_1 + j_2 - j \geq 0$.
- (c) $j_1 - j_2 + j \geq 0$.
- (d) $-j_1 + j_2 + j \geq 0$.
- (e) $|m_1| \leq j_1$, $|m_2| \leq j_2$, $|m| \leq j$.

2. Special values:

- (a) $\begin{pmatrix} j_1 & j_2 & j \\ m_1 & m_2 & m \end{pmatrix} = 0$ if $m_1 + m_2 \neq m$.
- (b) $\begin{pmatrix} j_1 & 0 & j \\ m_1 & 0 & m \end{pmatrix} = \delta_{j_1, j} \delta_{m_1, m}$.
- (c) $\begin{pmatrix} j_1 & j_2 & j \\ 0 & 0 & 0 \end{pmatrix} = 0$ when $j_1 + j_2 + j$ is an odd integer.
- (d) $\begin{pmatrix} j_1 & j_1 & j \\ m_1 & m_1 & m \end{pmatrix} = 0$ when $2j_1 + j$ is an odd integer.

3. Symmetry relations: all of the following are equal to $\begin{pmatrix} j_1 & j_2 & j \\ m_1 & m_2 & m \end{pmatrix}$:

- (a) $\begin{pmatrix} j_2 & j_1 & j \\ -m_2 & -m_1 & -m \end{pmatrix}$,
- (b) $(-1)^{j_1+j_2-j} \begin{pmatrix} j_2 & j_1 & j \\ m_1 & m_2 & m \end{pmatrix}$,
- (c) $(-1)^{j_1+j_2-j} \begin{pmatrix} j_1 & j_2 & j \\ -m_1 & -m_2 & -m \end{pmatrix}$,
- (d) $\sqrt{\frac{2j+1}{2j_1+1}} (-1)^{j_2+m_2} \begin{pmatrix} j & j_2 & j_1 \\ -m & m_2 & -m_1 \end{pmatrix}$,
- (e) $\sqrt{\frac{2j+1}{2j_1+1}} (-1)^{j_1-m_1+j-m} \begin{pmatrix} j & j_2 & j_1 \\ m & -m_2 & m_1 \end{pmatrix}$,
- (f) $\sqrt{\frac{2j+1}{2j_1+1}} (-1)^{j-m+j_1-m_1} \begin{pmatrix} j_2 & j & j_1 \\ m_2 & -m & -m_1 \end{pmatrix}$,
- (g) $\sqrt{\frac{2j+1}{2j_2+1}} (-1)^{j_1-m_1} \begin{pmatrix} j_1 & j & j_2 \\ m_1 & -m & -m_2 \end{pmatrix}$,
- (h) $\sqrt{\frac{2j+1}{2j_2+1}} (-1)^{j_1-m_1} \begin{pmatrix} j & j_1 & j_2 \\ m & -m_1 & m_2 \end{pmatrix}$.

By use of the symmetry relations, Clebsch-Gordan coefficients may be put in the standard form $j_1 \leq j_2 \leq j$ and $m \geq 0$.

m_2	m	j_1	j	$\left(\begin{array}{c c c} j_1 & \frac{1}{2} & j \\ m_1 & m_2 & m \end{array} \right)$
$-\frac{1}{2}$	0	$\frac{1}{2}$	1	$\frac{\sqrt{2}}{2} \approx 0.707107$
0	$\frac{1}{2}$	$\frac{1}{2}$	1	$\frac{\sqrt{3}}{2} \approx 0.866025$
$\frac{1}{2}$	0	$\frac{1}{2}$	1	$\frac{\sqrt{2}}{2} \approx 0.707107$
$\frac{1}{2}$	$\frac{1}{2}$	$\frac{1}{2}$	1	$\frac{\sqrt{3}}{2} \approx 0.866025$
$\frac{1}{2}$	1	$\frac{1}{2}$	1	1 ≈ 1.000000

m_2	m	j_1	j	$\left(\begin{array}{c c c} j_1 & 1 & j \\ m_1 & m_2 & m \end{array} \right)$
-1	0	1	1	$\frac{\sqrt{2}}{2} \approx 0.707107$
-1	0	1	2	$\frac{\sqrt{6}}{6} \approx 0.408248$
$-\frac{1}{2}$	0	$\frac{1}{2}$	$\frac{3}{2}$	$\frac{\sqrt{2}}{2} \approx 0.707107$
$-\frac{1}{2}$	$\frac{1}{2}$	1	1	$\frac{3}{4} \approx 0.750000$
$-\frac{1}{2}$	$\frac{1}{2}$	1	2	$\frac{\sqrt{5}}{4} \approx 0.559017$
0	0	1	2	$\frac{\sqrt{6}}{3} \approx 0.816496$
0	0	$\frac{1}{2}$	$\frac{3}{2}$	$\frac{\sqrt{3}}{2} \approx 0.866025$
0	$\frac{1}{2}$	$\frac{1}{2}$	$\frac{3}{2}$	$\frac{\sqrt{6}}{3} \approx 0.8164967$
0	$\frac{1}{2}$	1	1	$\frac{\sqrt{2}}{4} \approx 0.353553$
0	$\frac{1}{2}$	1	2	$\frac{\sqrt{10}}{4} \approx 0.790569$
0	1	1	1	$\frac{\sqrt{2}}{2} \approx 0.707107$

m_2	m	j_1	j	$\left(\begin{array}{c c c} j_1 & 1 & j \\ m_1 & m_2 & m \end{array} \right)$
0	1	1	2	$\frac{\sqrt{2}}{2} \approx 0.707107$
$\frac{1}{2}$	0	$\frac{1}{2}$	$\frac{3}{2}$	$\frac{\sqrt{2}}{2} \approx 0.707107$
$\frac{1}{2}$	$\frac{1}{2}$	1	1	$-\frac{\sqrt{2}}{4} \approx -0.353553$
$\frac{1}{2}$	$\frac{1}{2}$	1	2	$\frac{\sqrt{10}}{4} \approx 0.790569$
$\frac{1}{2}$	1	$\frac{1}{2}$	$\frac{3}{2}$	$\frac{\sqrt{30}}{6} \approx 0.912871$
$\frac{1}{2}$	$\frac{3}{2}$	1	2	$\frac{\sqrt{105}}{12} \approx 0.853913$
1	0	1	1	$-\frac{\sqrt{2}}{2} \approx -0.707107$
1	0	1	2	$\frac{\sqrt{6}}{6} \approx 0.408248$
1	$\frac{1}{2}$	$\frac{1}{2}$	$\frac{3}{2}$	$\frac{\sqrt{3}}{3} \approx 0.577350$
1	$\frac{1}{2}$	1	1	$-\frac{3}{4} \approx -0.750000$
1	$\frac{1}{2}$	1	2	$\frac{\sqrt{5}}{4} \approx 0.559017$
1	1	$\frac{1}{2}$	$\frac{3}{2}$	$\frac{\sqrt{10}}{4} \approx 0.790569$
1	1	1	1	$-\frac{\sqrt{2}}{2} \approx -0.707107$
1	1	1	2	$\frac{\sqrt{2}}{2} \approx 0.707107$
1	$\frac{3}{2}$	$\frac{1}{2}$	$\frac{3}{2}$	1 ≈ 1.000000
1	$\frac{3}{2}$	1	2	$\frac{\sqrt{105}}{12} \approx 0.853913$
1	2	1	2	1 ≈ 1.000000

NORMAL PROBABILITY FUNCTION

Table of the normal distribution

For a standard normal random variable ($\Phi(z)$ is the area under the Standard Normal Curve from $-\infty$ to z).

Limits		Proportion of the total area	Remaining area
$\mu - \lambda\sigma$	$\mu + \lambda\sigma$	(%)	(%)
$\mu - \sigma$	$\mu + \sigma$	68.27	31.73
$\mu - 1.65\sigma$	$\mu + 1.65\sigma$	90	10
$\mu - 1.96\sigma$	$\mu + 1.96\sigma$	95	5
$\mu - 2\sigma$	$\mu + 2\sigma$	95.45	4.55
$\mu - 2.58\sigma$	$\mu + 2.58\sigma$	99.0	0.99
$\mu - 3\sigma$	$\mu + 3\sigma$	99.73	0.27
$\mu - 3.09\sigma$	$\mu + 3.09\sigma$	99.8	0.2
$\mu - 3.29\sigma$	$\mu + 3.29\sigma$	99.9	0.1

x	1.282	1.645	1.960	2.326	2.576	3.090
$\Phi(x)$	0.90	0.95	0.975	0.99	0.995	0.999
$2[1 - \Phi(x)]$	0.20	0.10	0.05	0.02	0.01	0.002

x	3.09	3.72	4.26	4.75	5.20	5.61	6.00	6.36
$1 - \Phi(x)$	10^{-3}	10^{-4}	10^{-5}	10^{-6}	10^{-7}	10^{-8}	10^{-9}	10^{-10}

COMMON SAMPLE SIZE CALCULATIONS

Parameter	Estimate	Sample size
μ	\bar{x}	$n = \left(\frac{z_{\alpha/2} \cdot \sigma}{E}\right)^2$
p	\hat{p}	$n = \frac{(z_{\alpha/2})^2 \cdot pq}{E^2}$
$\mu_1 - \mu_2$	$\bar{x}_1 - \bar{x}_2$	$n_1 = n_2 = \frac{(z_{\alpha/2})^2(\sigma_1^2 + \sigma_2^2)}{E^2}$
$p_1 - p_2$	$\hat{p}_1 - \hat{p}_2$	$n_1 = n_2 = \frac{(z_{\alpha/2})^2(p_1q_1 + p_2q_2)}{E^2}$

COMMON ONE SAMPLE CONFIDENCE INTERVALS

Parameter	Assumptions	100(1 - α)% Confidence interval
μ	n large, σ^2 known, or normality, σ^2 known	$\bar{x} \pm z_{\alpha/2} \cdot \frac{\sigma}{\sqrt{n}}$
μ	normality, σ^2 unknown	$\bar{x} \pm t_{\alpha/2, n-1} \cdot \frac{s}{\sqrt{n}}$
σ^2	normality	$\left(\frac{(n-1)s^2}{\chi_{\alpha/2, n-1}^2}, \frac{(n-1)s^2}{\chi_{1-\alpha/2, n-1}^2}\right)$
p	binomial experiment, n large	$\hat{p} \pm z_{\alpha/2} \cdot \sqrt{\frac{\hat{p}(1-\hat{p})}{n}}$

COMMON TWO SAMPLE CONFIDENCE INTERVALS

Parameter	Assumptions	100(1 - α)% Confidence interval
$\mu_1 - \mu_2$	normality, independence, σ_1^2, σ_2^2 known or n_1, n_2 large, independence, σ_1^2, σ_2^2 known	$(\bar{x}_1 - \bar{x}_2) \pm z_{\alpha/2} \cdot \sqrt{\frac{\sigma_1^2}{n_1} + \frac{\sigma_2^2}{n_2}}$
$\mu_1 - \mu_2$	normality, independence, $\sigma_1^2 = \sigma_2^2$ unknown	$(\bar{x}_1 - \bar{x}_2) \pm t_{\frac{\alpha}{2}, n_1+n_2-2} \cdot s_p \sqrt{\frac{1}{n_1} + \frac{1}{n_2}}$ $s_p^2 = \frac{(n_1-1)s_1^2 + (n_2-1)s_2^2}{n_1+n_2-2}$
$\mu_1 - \mu_2$	normality, independence, $\sigma_1^2 \neq \sigma_2^2$ unknown	$(\bar{x}_1 - \bar{x}_2) \pm t_{\alpha/2, v} \cdot \sqrt{\frac{s_1^2}{n_1} + \frac{s_2^2}{n_2}}$ $v \approx \frac{\left(\frac{s_1^2}{n_1} + \frac{s_2^2}{n_2}\right)^2}{\frac{(s_1^2/n_1)^2}{n_1-1} + \frac{(s_2^2/n_2)^2}{n_2-1}}$
$\mu_1 - \mu_2$	normality, n pairs, dependence	$\bar{d} \pm t_{\alpha/2, n-1} \cdot \frac{s_d}{\sqrt{n}}$
$p_1 - p_2$	binomial experiments, n_1, n_2 large, independence	$(\hat{p}_1 - \hat{p}_2) \pm z_{\alpha/2} \cdot \sqrt{\frac{\hat{p}_1(1-\hat{p}_1)}{n_1} + \frac{\hat{p}_2(1-\hat{p}_2)}{n_2}}$

PERCENTAGE POINTS, STUDENT'S t -DISTRIBUTION

This table gives values of t such that

$$F(t) = \int_{-\infty}^t \frac{\Gamma\left(\frac{n+1}{2}\right)}{\sqrt{n\pi}\Gamma\left(\frac{n}{2}\right)} \left(1 + \frac{x^2}{n}\right)^{-\frac{n+1}{2}} dx$$

for n , the number of degrees of freedom, equal to 1, 2, . . . , 30, 40, 60, 120, ∞ ; and for $F(t) = 0.60, 0.75, 0.90, 0.95, 0.975, 0.99, 0.995$, and 0.9995 . The t -distribution is symmetrical, so that $F(-t) = 1 - F(t)$

n/F	.60	.75	.90	.95	.975	.99	.995	.9995
1	.325	1.000	3.078	6.314	12.706	31.821	63.657	636.619
2	.289	.816	1.886	2.920	4.303	6.965	9.925	31.598
3	.277	.765	1.638	2.353	3.182	4.541	5.841	12.924
4	.271	.741	1.533	2.132	2.776	3.747	4.604	8.610
5	.267	.727	1.476	2.015	2.571	3.365	4.032	6.869
6	.265	.718	1.440	1.943	2.447	3.143	3.707	5.959
7	.263	.711	1.415	1.895	2.365	2.998	3.499	5.408
8	.262	.706	1.397	1.860	2.306	2.896	3.355	5.041
9	.261	.703	1.383	1.833	2.262	2.821	3.250	4.781
10	.260	.700	1.372	1.812	2.228	2.764	3.169	4.587
11	.260	.697	1.363	1.796	2.201	2.718	3.106	4.437
12	.259	.695	1.356	1.782	2.179	2.681	3.055	4.318
13	.259	.694	1.350	1.771	2.160	2.650	3.012	4.221
14	.258	.692	1.345	1.761	2.145	2.624	2.977	4.140
15	.258	.691	1.341	1.753	2.131	2.602	2.947	4.073
16	.258	.690	1.337	1.746	2.120	2.583	2.921	4.015
17	.257	.689	1.333	1.740	2.110	2.567	2.898	3.965
18	.257	.688	1.330	1.734	2.101	2.552	2.878	3.922
19	.257	.688	1.328	1.729	2.093	2.539	2.861	3.883
20	.257	.687	1.325	1.725	2.086	2.528	2.845	3.850
21	.257	.686	1.323	1.721	2.080	2.518	2.831	3.819
22	.256	.686	1.321	1.717	2.074	2.508	2.819	3.792
23	.256	.685	1.319	1.714	2.069	2.500	2.807	3.767
24	.256	.685	1.318	1.711	2.064	2.492	2.797	3.745
25	.256	.684	1.316	1.708	2.060	2.485	2.787	3.725
26	.256	.684	1.315	1.706	2.056	2.479	2.779	3.707
27	.256	.684	1.314	1.703	2.052	2.473	2.771	3.690
28	.256	.683	1.313	1.701	2.048	2.467	2.763	3.674
29	.256	.683	1.311	1.699	2.045	2.462	2.756	3.659
30	.256	.683	1.310	1.697	2.042	2.457	2.750	3.646
40	.255	.681	1.303	1.684	2.021	2.423	2.704	3.551
60	.254	.679	1.296	1.671	2.000	2.390	2.660	3.460
120	.254	.677	1.289	1.658	1.980	2.358	2.617	3.373
∞	.253	.674	1.282	1.645	1.960	2.326	2.576	3.291

*This table is abridged from the "Statistical Tables" of R. A. Fisher and Frank Yates published by Oliver & Boyd. Ltd., Edinburgh and London, 1938. It is here published with the kind permission of the authors and their publishers.

PERCENTAGE POINTS, CHI-SQUARE DISTRIBUTION

This table gives values of χ^2 such that

$$F(\chi)^2 = \int_0^{\chi^2} \frac{1}{2^{n/2} \Gamma(\frac{n}{2})} x^{(n-2)/2} e^{-x/2} dx$$

for n , the number of degrees of freedom, equal to 1, 2, . . . , 30. For $n > 30$, a normal approximation is quite accurate. The expression $\sqrt{2x^2} - \sqrt{2n - 1}$ is approximately normally distributed as the standard normal distribution. Thus χ_α^2 , the α -point of the distribution,

may be computed by the formula

$$\chi_\alpha^2 = \frac{1}{2}[x_\alpha + \sqrt{2n-1}]^2,$$

where x_α is the α -point of the cumulative normal distribution. For even values of n , $F(\chi^2)$ can be written as

$$1 - F(\chi^2) = \sum_{x=0}^{x'-1} \frac{e^{-\lambda} \lambda^x}{x!}$$

with $\lambda = \frac{1}{2}\chi^2$ and $x' = \frac{1}{2}n$. Thus the cumulative Chi-Square distribution is related to the cumulative Poisson distribution.

Another approximate formula for large n

$$\chi_\alpha^2 = n \left(1 - \frac{2}{9n} + z_\alpha \sqrt{\frac{2}{9n}} \right)^3$$

n = degrees of freedom

z_α = the normal deviate (the value of x for which $F(x)$ = the desired percentile).

x	1.282	1.645	1.960	2.326	2.576	3.090
$F(x)$.90	.95	.975	.99	.995	.999

$\chi_{.99}^2 = 60[1 - 0.00370 + 2.326(0.06086)]^3 = 88.4$ is the 99th percentile for 60 degrees of freedom.

$$F(\chi^2) = \int_0^{\chi^2} \frac{1}{2^{n/2} \Gamma(\frac{n}{2})} x^{n-2/2} e^{-x/2} dx$$

$n \backslash F$.005	.010	.025	.050	.100	.250	.500	.750	.900	.950	.975	.990	.995
1	.0000393	.000157	.000982	.00393	.0158	.102	.455	1.32	2.71	3.84	5.02	6.63	7.88
2	.0100	.0201	.0506	.103	.211	.575	1.39	2.77	4.61	5.99	7.38	9.21	10.6
3	.0717	.115	.216	.352	.584	1.21	2.37	4.11	6.25	7.81	9.35	11.3	12.8
4	.207	.297	.484	.711	1.06	1.92	3.36	5.39	7.78	9.49	11.1	13.3	14.9
5	.412	.554	.831	1.15	1.61	2.67	4.35	6.63	9.24	11.1	12.8	15.1	16.7
6	.676	.872	1.24	1.64	2.20	3.45	5.35	7.84	10.6	12.6	14.4	16.8	18.5
7	.989	1.24	1.69	2.17	2.83	4.25	6.35	9.04	12.0	14.1	16.0	18.5	20.3
8	1.34	1.65	2.18	2.73	3.49	5.07	7.34	10.2	13.4	15.5	17.5	20.1	22.0
9	1.73	2.09	2.70	3.33	4.17	5.90	8.34	11.4	14.7	16.9	19.0	21.7	23.6
10	2.16	2.56	3.25	3.94	4.87	6.74	9.34	12.5	16.0	18.3	20.5	23.2	25.2
11	2.60	3.05	3.82	4.57	5.58	7.58	10.3	13.7	17.3	19.7	21.9	24.7	26.8
12	3.07	3.57	4.40	5.23	6.30	8.44	11.3	14.8	18.5	21.0	23.3	26.2	28.3
13	3.57	4.11	5.01	5.89	7.04	9.30	12.3	16.0	19.8	22.4	24.7	27.7	29.8
14	4.07	4.66	5.63	6.57	7.79	10.2	13.3	17.1	21.1	23.7	26.1	29.1	31.3
15	4.60	5.23	6.26	7.26	8.55	11.0	14.3	18.2	22.3	25.0	27.5	30.6	32.8
16	5.14	5.81	6.91	7.96	9.31	11.9	15.3	19.4	23.5	26.3	28.8	32.0	34.3
17	5.70	6.41	7.56	8.67	10.1	12.8	16.3	20.5	24.8	27.6	30.2	33.4	35.7
18	6.26	7.01	8.23	9.39	10.9	13.7	17.3	21.6	26.0	28.9	31.5	34.8	37.2
19	6.84	7.63	8.91	10.1	11.7	14.6	18.3	22.7	27.2	30.1	32.9	36.2	38.6
20	7.43	8.26	9.59	10.9	12.4	15.5	19.3	23.8	28.4	31.4	34.2	37.6	40.0
21	8.03	8.90	10.3	11.6	13.2	16.3	20.3	24.9	29.6	32.7	35.5	38.9	41.4
22	8.64	9.54	11.0	12.3	14.0	17.2	21.3	26.0	30.8	33.9	36.8	40.3	42.8
23	9.26	10.2	11.7	13.1	14.8	18.1	22.3	27.1	32.0	35.2	38.1	41.6	44.2
24	9.89	10.9	12.4	13.8	15.7	19.0	23.3	28.2	33.2	36.4	39.4	43.0	45.6
25	10.5	11.5	13.1	14.6	16.5	19.9	24.3	29.3	34.4	37.7	40.6	44.3	46.9
26	11.2	12.2	13.8	15.4	17.3	20.8	25.3	30.4	35.6	38.9	41.9	45.6	48.3
27	11.8	12.9	14.6	16.2	18.1	21.7	26.3	31.5	36.7	40.1	43.2	47.0	49.6
28	12.5	12.6	15.3	16.9	18.9	22.7	27.3	32.6	37.9	41.3	44.5	48.3	51.0
29	13.1	14.3	16.0	17.7	19.8	23.6	28.3	33.7	39.1	42.6	45.7	49.6	52.3
30	13.8	15.0	16.8	18.5	20.6	24.5	29.3	34.8	40.3	43.8	47.0	50.9	53.7

PERCENTAGE POINTS, F -DISTRIBUTION

This table gives values of F such that

$$F(F) = \int_0^F \frac{\Gamma\left(\frac{m+n}{2}\right)}{\Gamma\left(\frac{m}{2}\right)\Gamma\left(\frac{n}{2}\right)} m^{m/2} n^{n/2} x^{m-2/2} (n+mx)^{-(m+n)/2} dx$$

for selected values of m , the number of degrees of freedom of the numerator of F ; and for selected values of n , the number of degrees of freedom of the denominator of F . The table also provides values corresponding to $F(F) = .10, .05, .025, .01, .005, .001$ since $F_{1-\alpha}$ for m and n degrees of freedom is the reciprocal of F_α for n and m degrees of freedom. Thus

$$F_{.05}(4, 7) = \frac{1}{F_{.95}(7, 4)} = \frac{1}{6.09} = .164$$

$$F(F) = \int_0^F \frac{\Gamma\left(\frac{m+n}{2}\right)}{\Gamma\left(\frac{m}{2}\right)\Gamma\left(\frac{n}{2}\right)} m^{m/2} n^{n/2} x^{(m/2)-1} (n+mx)^{-(m+n)/2} dx = .90$$

$n \backslash m$	1	2	3	4	5	6	7	8	9	10	12	15	20	24	30	40	60	120	∞
1	39.86	49.50	53.59	55.83	57.24	58.20	58.91	59.44	59.86	60.19	60.71	61.22	61.74	62.00	62.26	62.53	62.79	63.06	63.33
2	8.53	9.00	9.16	9.24	9.29	9.33	9.35	9.37	9.38	9.39	9.41	9.42	9.44	9.45	9.46	9.47	9.47	9.48	9.49
3	5.54	5.46	5.39	5.34	5.31	5.28	5.27	5.25	5.24	5.23	5.22	5.20	5.18	5.18	5.17	5.16	5.15	5.14	5.13
4	4.54	4.32	4.19	4.11	4.05	4.01	3.98	3.95	3.94	3.92	3.90	3.87	3.84	3.83	3.82	3.80	3.79	3.78	3.76
5	4.06	3.78	3.62	3.52	3.45	3.40	3.37	3.34	3.32	3.30	3.27	3.24	3.21	3.19	3.17	3.16	3.14	3.12	3.10
6	3.78	3.46	3.29	3.18	3.11	3.05	3.01	2.98	2.96	2.94	2.90	2.87	2.84	2.82	2.80	2.78	2.76	2.74	2.72
7	3.59	3.26	3.07	2.96	2.88	2.83	2.78	2.75	2.72	2.70	2.67	2.63	2.59	2.58	2.56	2.54	2.51	2.49	2.47
8	3.46	3.11	2.92	2.81	2.73	2.67	2.62	2.59	2.56	2.54	2.50	2.46	2.42	2.40	2.38	2.36	2.34	2.32	2.29
9	3.36	3.01	2.81	2.69	2.61	2.55	2.51	2.47	2.44	2.42	2.38	2.34	2.30	2.28	2.25	2.23	2.21	2.18	2.16
10	3.29	2.92	2.73	2.61	2.52	2.46	2.41	2.38	2.35	2.32	2.28	2.24	2.20	2.18	2.16	2.13	2.11	2.08	2.06
11	3.23	2.86	2.66	2.54	2.45	2.39	2.34	2.30	2.27	2.25	2.21	2.17	2.12	2.10	2.08	2.05	2.03	2.00	1.97
12	3.18	2.81	2.61	2.48	2.39	2.33	2.28	2.24	2.21	2.19	2.15	2.10	2.06	2.04	2.01	1.99	1.96	1.93	1.90
13	3.14	2.76	2.56	2.43	2.35	2.28	2.23	2.20	2.16	2.14	2.10	2.05	2.01	1.98	1.96	1.93	1.90	1.88	1.85
14	3.10	2.73	2.52	2.39	2.31	2.24	2.19	2.15	2.12	2.10	2.05	2.01	1.96	1.94	1.91	1.89	1.86	1.83	1.80
15	3.07	2.70	2.49	2.36	2.27	2.21	2.16	2.12	2.09	2.06	2.02	1.97	1.92	1.90	1.87	1.85	1.82	1.79	1.76
16	3.05	2.67	2.46	2.33	2.24	2.18	2.13	2.09	2.06	2.03	1.99	1.94	1.89	1.87	1.84	1.81	1.78	1.75	1.72
17	3.03	2.64	2.44	2.31	2.22	2.15	2.10	2.06	2.03	2.00	1.96	1.91	1.86	1.84	1.81	1.78	1.75	1.72	1.69
18	3.01	2.62	2.42	2.29	2.20	2.13	2.08	2.04	2.00	1.98	1.93	1.89	1.84	1.81	1.78	1.75	1.72	1.69	1.66
19	2.99	2.61	2.40	2.27	2.18	2.11	2.06	2.02	1.98	1.96	1.91	1.86	1.81	1.79	1.76	1.73	1.70	1.67	1.63
20	2.97	2.59	2.38	2.25	2.16	2.09	2.04	2.00	1.96	1.94	1.89	1.84	1.79	1.77	1.74	1.71	1.68	1.64	1.61
21	2.96	2.57	2.36	2.23	2.14	2.08	2.02	1.98	1.95	1.92	1.87	1.83	1.78	1.75	1.72	1.69	1.66	1.62	1.59
22	2.95	2.56	2.35	2.22	2.13	2.06	2.01	1.97	1.93	1.90	1.86	1.81	1.76	1.73	1.70	1.67	1.64	1.60	1.57
23	2.94	2.55	2.34	2.21	2.11	2.05	1.99	1.95	1.92	1.89	1.84	1.80	1.74	1.72	1.69	1.66	1.62	1.59	1.55
24	2.93	2.54	2.33	2.19	2.10	2.04	1.98	1.94	1.91	1.88	1.83	1.78	1.73	1.70	1.67	1.64	1.61	1.57	1.53
25	2.92	2.53	2.32	2.18	2.09	2.02	1.97	1.93	1.89	1.87	1.82	1.77	1.72	1.69	1.66	1.63	1.59	1.56	1.52
26	2.91	2.52	2.31	2.17	2.08	2.01	1.96	1.92	1.88	1.86	1.81	1.76	1.71	1.68	1.65	1.61	1.58	1.54	1.50
27	2.90	2.51	2.30	2.17	2.07	2.00	1.95	1.91	1.87	1.85	1.80	1.75	1.70	1.67	1.64	1.60	1.57	1.53	1.49
28	2.89	2.50	2.29	2.16	2.06	2.00	1.94	1.90	1.87	1.84	1.79	1.74	1.69	1.66	1.63	1.59	1.56	1.52	1.48
29	2.89	2.50	2.28	2.15	2.06	1.99	1.93	1.89	1.86	1.83	1.78	1.73	1.68	1.65	1.62	1.58	1.55	1.51	1.47
30	2.88	2.49	2.28	2.14	2.05	1.98	1.93	1.88	1.85	1.82	1.77	1.72	1.67	1.64	1.61	1.57	1.54	1.50	1.46
40	2.84	2.44	2.23	2.09	2.00	1.93	1.87	1.83	1.79	1.76	1.71	1.66	1.61	1.57	1.54	1.51	1.47	1.42	1.38
60	2.79	2.39	2.18	2.04	1.95	1.87	1.82	1.77	1.74	1.71	1.66	1.60	1.54	1.51	1.48	1.44	1.40	1.35	1.29
120	2.75	2.35	2.13	1.99	1.90	1.82	1.77	1.72	1.68	1.65	1.60	1.55	1.48	1.45	1.41	1.37	1.32	1.26	1.19
∞	2.71	2.30	2.08	1.94	1.85	1.77	1.72	1.67	1.63	1.60	1.55	1.49	1.42	1.38	1.34	1.30	1.24	1.17	1.00

$F = \frac{s_1^2}{s_2^2} = \frac{S_1/m}{S_2/n}$, where $s_1^2 = S_1/m$ and $s_2^2 = S_2/n$ are independent mean squares estimating a common variance σ^2 and based on m and n degrees of freedom, respectively.

$$F(F) = \int_0^F \frac{\Gamma(\frac{m+n}{2})}{\Gamma(\frac{m}{2})\Gamma(\frac{n}{2})} m^{m/2} n^{n/2} x^{(m/2)-1} (n+mx)^{-(m+n)/2} dx = .95$$

$n \backslash m$	1	2	3	4	5	6	7	8	9	10	12	15	20	24	30	40	60	120	∞
1	161.4	199.5	215.7	224.6	230.2	234.0	236.8	238.9	240.5	241.9	243.9	245.9	248.0	249.1	250.1	251.1	252.2	253.3	254.3
2	18.51	19.00	19.16	19.25	19.30	19.33	19.35	19.37	19.38	19.40	19.41	19.43	19.45	19.45	19.46	19.47	19.48	19.49	19.50
3	10.13	9.55	9.28	9.12	9.01	8.94	8.89	8.85	8.81	8.79	8.74	8.70	8.66	8.64	8.62	8.59	8.57	8.55	8.53
4	7.71	6.94	6.59	6.39	6.26	6.16	6.09	6.04	6.00	5.96	5.91	5.86	5.80	5.77	5.75	5.72	5.69	5.66	5.63
5	6.61	5.79	5.41	5.19	5.05	4.95	4.88	4.82	4.77	4.74	4.68	4.62	4.56	4.53	4.50	4.46	4.43	4.40	4.36
6	5.99	5.14	4.76	4.53	4.39	4.28	4.21	4.15	4.10	4.06	4.00	3.94	3.87	3.84	3.81	3.77	3.74	3.70	3.67
7	5.59	4.74	4.35	4.12	3.97	3.87	3.79	3.73	3.68	3.64	3.57	3.51	3.44	3.41	3.38	3.34	3.30	3.27	3.23
8	5.32	4.46	4.07	3.84	3.69	3.58	3.50	3.44	3.39	3.35	3.28	3.22	3.15	3.12	3.08	3.04	3.01	2.97	2.93
9	5.12	4.26	3.86	3.63	3.48	3.37	3.29	3.23	3.18	3.14	3.07	3.01	2.94	2.90	2.86	2.83	2.79	2.75	2.71
10	4.96	4.10	3.71	3.48	3.33	3.22	3.14	3.07	3.02	2.98	2.91	2.85	2.77	2.74	2.70	2.66	2.62	2.58	2.54
11	4.84	3.98	3.59	3.36	3.20	3.09	3.01	2.95	2.90	2.85	2.79	2.72	2.65	2.61	2.57	2.53	2.49	2.45	2.40
12	4.75	3.89	3.49	3.26	3.11	3.00	2.91	2.85	2.80	2.75	2.69	2.62	2.54	2.51	2.47	2.43	2.38	2.34	2.30
13	4.67	3.81	3.41	3.18	3.03	2.92	2.83	2.77	2.71	2.67	2.60	2.53	2.46	2.42	2.38	2.34	2.30	2.25	2.21
14	4.60	3.74	3.34	3.11	2.96	2.85	2.76	2.70	2.65	2.60	2.53	2.46	2.39	2.35	2.31	2.27	2.22	2.18	2.13
15	4.54	3.68	3.29	3.06	2.90	2.79	2.71	2.64	2.59	2.54	2.48	2.40	2.33	2.29	2.25	2.20	2.16	2.11	2.07
16	4.49	3.63	3.24	3.01	2.85	2.74	2.66	2.59	2.54	2.49	2.42	2.35	2.28	2.24	2.19	2.15	2.11	2.06	2.01
17	4.45	3.59	3.20	2.96	2.81	2.70	2.61	2.55	2.49	2.45	2.38	2.31	2.23	2.19	2.15	2.10	2.06	2.01	1.96
18	4.41	3.55	3.16	2.93	2.77	2.66	2.58	2.51	2.46	2.41	2.34	2.27	2.19	2.15	2.11	2.06	2.02	1.97	1.92
19	4.38	3.52	3.13	2.90	2.74	2.63	2.54	2.48	2.42	2.38	2.31	2.23	2.16	2.11	2.07	2.03	1.98	1.93	1.88
20	4.35	3.49	3.10	2.87	2.71	2.60	2.51	2.45	2.39	2.35	2.28	2.20	2.12	2.08	2.04	1.99	1.95	1.90	1.84
21	4.32	3.47	3.07	2.84	2.68	2.57	2.49	2.42	2.37	2.32	2.25	2.18	2.10	2.05	2.01	1.96	1.92	1.87	1.81
22	4.30	3.44	3.05	2.82	2.66	2.55	2.46	2.40	2.34	2.30	2.23	2.15	2.07	2.03	1.98	1.94	1.89	1.84	1.78
23	4.28	3.42	3.03	2.80	2.64	2.53	2.44	2.37	2.32	2.27	2.20	2.13	2.05	2.01	1.96	1.91	1.86	1.81	1.76
24	4.26	3.40	3.01	2.78	2.62	2.51	2.42	2.36	2.30	2.25	2.18	2.11	2.03	1.98	1.94	1.89	1.84	1.79	1.73
25	4.24	3.39	2.99	2.76	2.60	2.49	2.40	2.34	2.28	2.24	2.16	2.09	2.01	1.96	1.92	1.87	1.82	1.77	1.71
26	4.23	3.37	2.98	2.74	2.59	2.47	2.39	2.32	2.27	2.22	2.15	2.07	1.99	1.95	1.90	1.85	1.80	1.75	1.69
27	4.21	3.35	2.96	2.73	2.57	2.46	2.37	2.31	2.25	2.20	2.13	2.06	1.97	1.93	1.88	1.84	1.79	1.73	1.67
28	4.20	3.34	2.95	2.71	2.56	2.45	2.36	2.29	2.24	2.19	2.12	2.04	1.96	1.91	1.87	1.82	1.77	1.71	1.65
29	4.18	3.33	2.93	2.70	2.55	2.43	2.35	2.28	2.22	2.18	2.10	2.03	1.94	1.90	1.85	1.81	1.75	1.70	1.64
30	4.17	3.32	2.92	2.69	2.53	2.42	2.33	2.27	2.21	2.16	2.09	2.01	1.93	1.89	1.84	1.79	1.74	1.68	1.62
40	4.08	3.23	2.84	2.61	2.45	2.34	2.25	2.18	2.12	2.08	2.00	1.92	1.84	1.79	1.74	1.69	1.64	1.58	1.51
60	4.00	3.15	2.76	2.53	2.37	2.25	2.17	2.10	2.04	1.99	1.92	1.84	1.75	1.70	1.65	1.59	1.53	1.47	1.39
120	3.92	3.07	2.68	2.45	2.29	2.17	2.09	2.02	1.96	1.91	1.83	1.75	1.66	1.61	1.55	1.50	1.43	1.35	1.25
∞	3.84	3.00	2.60	2.37	2.21	2.10	2.01	1.94	1.88	1.83	1.75	1.67	1.57	1.52	1.46	1.39	1.32	1.22	1.00

$F = \frac{s_1^2}{s_2^2} = \frac{S_1}{m} / \frac{S_2}{n}$, where $s_1^2 = S_1/m$ and $s_2^2 = S_2/n$ are independent mean squares estimating a common variance σ^2 and based on m and n degrees of freedom, respectively.

$$F(F) = \int_0^F \frac{\Gamma\left(\frac{m+n}{2}\right)}{\Gamma\left(\frac{m}{2}\right)\Gamma\left(\frac{n}{2}\right)} m^{m/2} n^{n/2} x^{(m/2)-1} (n+mx)^{-(m+n)/2} dx = .975$$

<i>n</i> \ <i>m</i>	1	2	3	4	5	6	7	8	9	10	12	15	20	24	30	40	60	120	∞
1	647.8	799.5	864.2	899.6	921.8	937.1	948.2	956.7	963.3	968.6	976.7	984.9	993.1	997.2	1001	1006	1010	1014	1018
2	38.51	39.00	39.17	39.25	39.30	39.33	39.36	39.37	39.39	39.40	39.41	39.43	39.45	39.46	39.46	39.47	39.48	39.49	39.50
3	17.44	16.04	15.44	15.10	14.88	14.73	14.62	14.54	14.47	14.42	14.34	14.25	14.17	14.12	14.08	14.04	13.99	13.95	13.90
4	12.22	10.65	9.98	9.60	9.36	9.20	9.07	8.98	8.90	8.84	8.75	8.66	8.56	8.51	8.46	8.41	8.36	8.31	8.26
5	10.01	8.43	7.76	7.39	7.15	6.98	6.85	6.76	6.68	6.62	6.52	6.43	6.33	6.28	6.23	6.18	6.12	6.07	6.02
6	8.81	7.26	6.60	6.23	5.99	5.82	5.70	5.60	5.52	5.46	5.37	5.27	5.17	5.12	5.07	5.01	4.96	4.90	4.85
7	8.07	6.54	5.89	5.52	5.29	5.12	4.99	4.90	4.82	4.76	4.67	4.57	4.47	4.42	4.36	4.31	4.25	4.20	4.14
8	7.57	6.06	5.42	5.05	4.82	4.65	4.53	4.43	4.36	4.30	4.20	4.10	4.00	3.95	3.89	3.84	3.78	3.73	3.67
9	7.21	5.71	5.08	4.72	4.48	4.32	4.20	4.10	4.03	3.96	3.87	3.77	3.67	3.61	3.56	3.51	3.45	3.39	3.33
10	6.94	5.46	4.83	4.47	4.24	4.07	3.95	3.85	3.78	3.72	3.62	3.52	3.42	3.37	3.31	3.26	3.20	3.14	3.08
11	6.72	5.26	4.63	4.28	4.04	3.88	3.76	3.66	3.59	3.53	3.43	3.33	3.23	3.17	3.12	3.06	3.00	2.94	2.88
12	6.55	5.10	4.47	4.12	3.89	3.73	3.61	3.51	3.44	3.37	3.28	3.18	3.07	3.02	2.96	2.91	2.85	2.79	2.72
13	6.41	4.97	4.35	4.00	3.77	3.60	3.48	3.39	3.31	3.25	3.15	3.05	2.95	2.89	2.84	2.78	2.72	2.66	2.60
14	6.30	4.86	4.24	3.89	3.66	3.50	3.38	3.29	3.21	3.15	3.05	2.95	2.84	2.79	2.73	2.67	2.61	2.55	2.49
15	6.20	4.77	4.15	3.80	3.58	3.41	3.29	3.20	3.12	3.06	2.96	2.86	2.76	2.70	2.64	2.59	2.52	2.46	2.40
16	6.12	4.69	4.08	3.73	3.50	3.34	3.22	3.12	3.05	2.99	2.89	2.79	2.68	2.63	2.57	2.51	2.45	2.38	2.32
17	6.04	4.62	4.01	3.66	3.44	3.28	3.16	3.06	2.98	2.92	2.82	2.72	2.62	2.56	2.50	2.44	2.38	2.32	2.25
18	5.98	4.56	3.95	3.61	3.38	3.22	3.10	3.01	2.93	2.87	2.77	2.67	2.56	2.50	2.44	2.38	2.32	2.26	2.19
19	5.92	4.51	3.90	3.56	3.33	3.17	3.05	2.96	2.88	2.82	2.72	2.62	2.51	2.45	2.39	2.33	2.27	2.20	2.13
20	5.87	4.46	3.86	3.51	3.29	3.13	3.01	2.91	2.84	2.77	2.68	2.57	2.46	2.41	2.35	2.29	2.22	2.16	2.09
21	5.83	4.42	3.82	3.48	3.25	3.09	2.97	2.87	2.80	2.73	2.64	2.53	2.42	2.37	2.31	2.25	2.18	2.11	2.04
22	5.79	4.38	3.78	3.44	3.22	3.05	2.93	2.84	2.76	2.70	2.60	2.50	2.39	2.33	2.27	2.21	2.14	2.08	2.00
23	5.75	4.35	3.75	3.41	3.18	3.02	2.90	2.81	2.73	2.67	2.57	2.47	2.36	2.30	2.24	2.18	2.11	2.04	1.97
24	5.72	4.32	3.72	3.38	3.15	2.99	2.87	2.78	2.70	2.64	2.54	2.44	2.33	2.27	2.21	2.15	2.08	2.01	1.94
25	5.69	4.29	3.69	3.35	3.13	2.97	2.85	2.75	2.68	2.61	2.51	2.41	2.30	2.24	2.18	2.12	2.05	1.98	1.91
26	5.66	4.27	3.67	3.33	3.10	2.94	2.82	2.73	2.65	2.59	2.49	2.39	2.28	2.22	2.16	2.09	2.03	1.95	1.88
27	5.63	4.24	3.65	3.31	3.08	2.92	2.80	2.71	2.63	2.57	2.47	2.36	2.25	2.19	2.13	2.03	2.00	1.93	1.85
28	5.61	4.22	3.63	3.29	3.06	2.90	2.78	2.69	2.61	2.55	2.45	2.34	2.23	2.17	2.11	2.05	1.98	1.91	1.83
29	5.59	4.20	3.61	3.27	3.04	2.88	2.76	2.67	2.59	2.53	2.43	2.32	2.21	2.15	2.09	2.03	1.96	1.89	1.81
30	5.57	4.18	3.59	3.25	3.03	2.87	2.75	2.65	2.57	2.51	2.41	2.31	2.20	2.14	2.07	2.01	1.94	1.87	1.79
40	5.42	4.05	3.46	3.13	2.90	2.74	2.62	2.53	2.45	2.39	2.29	2.18	2.07	2.01	1.94	1.88	1.80	1.72	1.64
60	5.29	3.93	3.34	3.01	2.79	2.63	2.51	2.41	2.33	2.27	2.17	2.06	1.94	1.88	1.82	1.74	1.67	1.58	1.48
120	5.15	3.80	3.23	2.89	2.67	2.52	2.39	2.30	2.22	2.16	2.05	1.94	1.82	1.76	1.69	1.61	1.53	1.43	1.31
∞	5.02	3.69	3.12	2.79	2.57	2.41	2.29	2.19	2.11	2.05	1.94	1.83	1.71	1.64	1.57	1.48	1.39	1.27	1.00

$F = \frac{s_1^2}{s_2^2} = \frac{S_1/m}{S_2/n}$, where $s_1^2 = S_1/m$ and $s_2^2 = S_2/n$ are independent mean squares estimating a common variance σ^2 and based on m and n degrees of freedom, respectively.

$$F(F) = \int_0^F \frac{\Gamma(\frac{m+n}{2})}{\Gamma(\frac{m}{2})\Gamma(\frac{n}{2})} m^{m/2} n^{n/2} x^{(m/2)-1} (n+mx)^{-(m+n)/2} dx = .99$$

$n \backslash m$	1	2	3	4	5	6	7	8	9	10	12	15	20	24	30	40	60	120	∞
1	4052	4999.5	5403	5625	5764	5859	5928	5982	6022	6056	6106	6157	6209	6235	6261	6287	6313	6339	6366
2	98.50	99.00	99.17	99.25	99.30	99.33	99.36	99.37	99.39	99.40	99.42	99.43	99.45	99.46	99.47	99.47	99.48	99.49	99.50
3	34.12	30.82	29.46	28.71	28.24	27.91	27.67	27.49	27.35	27.23	27.05	26.87	26.69	26.60	26.50	26.41	26.32	26.22	26.13
4	21.20	18.00	16.69	15.98	15.52	15.21	14.98	14.80	14.66	14.55	14.37	14.20	14.02	13.93	13.84	13.75	13.65	13.56	13.46
5	16.26	13.27	12.06	11.39	10.97	10.67	10.46	10.29	10.16	10.05	9.89	9.72	9.55	9.47	9.38	9.29	9.20	9.11	9.02
6	13.75	10.92	9.78	9.15	8.75	8.47	8.26	8.10	7.98	7.87	7.72	7.56	7.40	7.31	7.23	7.14	7.06	6.97	6.88
7	12.25	9.55	8.45	7.85	7.46	7.19	6.99	6.84	6.72	6.62	6.47	6.31	6.16	6.07	5.99	5.91	5.82	5.74	5.65
8	11.26	8.65	7.59	7.01	6.63	6.37	6.18	6.03	5.91	5.81	5.67	5.52	5.36	5.28	5.20	5.12	5.03	4.95	4.86
9	10.56	8.02	6.99	6.42	6.06	5.80	5.61	5.47	5.35	5.26	5.11	4.96	4.81	4.73	4.65	4.57	4.48	4.40	4.31
10	10.04	7.56	6.55	5.99	5.64	5.39	5.20	5.06	4.94	4.85	4.71	4.56	4.41	4.33	4.25	4.17	4.08	4.00	3.91
11	9.65	7.21	6.22	5.67	5.32	5.07	4.89	4.74	4.63	4.54	4.40	4.25	4.10	4.02	3.94	3.86	3.78	3.69	3.60
12	9.33	6.93	5.95	5.41	5.06	4.82	4.64	4.50	4.39	4.30	4.16	4.01	3.86	3.78	3.70	3.62	3.54	3.45	3.36
13	9.07	6.70	5.74	5.21	4.86	4.62	4.44	4.30	4.19	4.10	3.96	3.82	3.66	3.59	3.51	3.43	3.34	3.25	3.17
14	8.86	6.51	5.56	5.04	4.69	4.46	4.28	4.14	4.03	3.94	3.80	3.66	3.51	3.43	3.35	3.27	3.18	3.09	3.00
15	8.68	6.36	5.42	4.89	4.56	4.32	4.14	4.00	3.89	3.80	3.67	3.52	3.37	3.29	3.21	3.13	3.05	2.96	2.87
16	8.53	6.23	5.29	4.77	4.44	4.20	4.03	3.89	3.78	3.69	3.55	3.41	3.26	3.18	3.10	3.02	2.93	2.84	2.75
17	8.40	6.11	5.18	4.67	4.34	4.10	3.93	3.79	3.68	3.59	3.46	3.31	3.16	3.08	3.00	2.92	2.83	2.75	2.65
18	8.29	6.01	5.09	4.58	4.25	4.01	3.84	3.71	3.60	3.51	3.37	3.23	3.08	3.00	2.92	2.84	2.75	2.66	2.57
19	8.18	5.93	5.01	4.50	4.17	3.94	3.77	3.63	3.52	3.43	3.30	3.15	3.00	2.92	2.84	2.76	2.67	2.58	2.49
20	8.10	5.85	4.94	4.43	4.10	3.87	3.70	3.56	3.46	3.37	3.23	3.09	2.94	2.86	2.78	2.69	2.61	2.52	2.42
21	8.02	5.78	4.87	4.37	4.04	3.81	3.64	3.51	3.40	3.31	3.17	3.03	2.88	2.80	2.72	2.64	2.55	2.46	2.36
22	7.95	5.72	4.82	4.31	3.99	3.76	3.59	3.45	3.35	3.26	3.12	2.98	2.83	2.75	2.67	2.58	2.50	2.40	2.31
23	7.88	5.66	4.76	4.26	3.94	3.71	3.54	3.41	3.30	3.21	3.07	2.93	2.78	2.70	2.62	2.54	2.45	2.35	2.26
24	7.82	5.61	4.72	4.22	3.90	3.67	3.50	3.36	3.26	3.17	3.03	2.89	2.74	2.66	2.58	2.49	2.40	2.31	2.21
25	7.77	5.57	4.68	4.18	3.85	3.63	3.46	3.32	3.22	3.13	2.99	2.85	2.70	2.62	2.54	2.45	2.36	2.27	2.17
26	7.72	5.53	4.64	4.14	3.82	3.59	3.42	3.29	3.18	3.09	2.96	2.81	2.66	2.58	2.50	2.42	2.33	2.23	2.13
27	7.68	5.49	4.60	4.11	3.78	3.56	3.39	3.26	3.15	3.06	2.93	2.78	2.63	2.55	2.47	2.38	2.29	2.20	2.10
28	7.64	5.45	4.57	4.07	3.75	3.53	3.36	3.23	3.12	3.03	2.90	2.75	2.60	2.52	2.44	2.35	2.26	2.17	2.06
29	7.60	5.42	4.54	4.04	3.73	3.50	3.33	3.20	3.09	3.00	2.87	2.73	2.57	2.49	2.41	2.33	2.23	2.14	2.03
30	7.56	5.39	4.51	4.02	3.70	3.47	3.30	3.17	3.07	2.98	2.84	2.70	2.55	2.47	2.39	2.30	2.21	2.11	2.01
40	7.31	5.18	4.31	3.83	3.51	3.29	3.12	2.99	2.89	2.80	2.66	2.52	2.37	2.29	2.20	2.11	2.02	1.92	1.80
60	7.08	4.98	4.13	3.65	3.34	3.12	2.95	2.82	2.72	2.63	2.50	2.35	2.20	2.12	2.03	1.94	1.84	1.73	1.60
120	6.85	4.79	3.95	3.48	3.17	2.96	2.79	2.66	2.56	2.47	2.34	2.19	2.03	1.95	1.86	1.76	1.66	1.53	1.38
∞	6.63	4.61	3.78	3.32	3.02	2.80	2.64	2.51	2.41	2.32	2.18	2.04	1.88	1.79	1.70	1.59	1.47	1.32	1.00

SOURCES OF PHYSICAL AND CHEMICAL DATA

In addition to the primary research journals, there are many useful sources of property data of the type contained in the *CRC Handbook of Chemistry and Physics*. A selected list of these is presented here,

A. Data Journals

1. **Journal of Physical and Chemical Reference Data** – Published jointly by the National Institute of Standards and Technology and the American Institute of Physics, this quarterly journal contains compilations of evaluated data in chemistry, physics, and materials science. It is available in print and on the Internet. [ojps.aip.org/jpcrd/]
2. **Journal of Chemical and Engineering Data** – This bi-monthly journal of the American Chemical Society publishes articles reporting original experimental measurements carried out under carefully controlled conditions. The main emphasis is on thermochemical and thermophysical properties. Review articles with evaluated data from the literature are also published. [pubs.acs.org/journals/jceaax/index.html]
3. **Journal of Chemical Thermodynamics** – This journal publishes original research papers that include highly accurate measurements of thermodynamic and thermophysical properties. [www.sciencedirect.com/science/journal/00219614]
4. **Atomic Data and Nuclear Data Tables** – This is a bi-monthly journal containing compilations of data in atomic physics, nuclear physics, and related fields. [www.sciencedirect.com/science/journal/0092640x]
5. **Journal of Phase Equilibria and Diffusion** – This journal presents critically evaluated phase diagrams and related data on alloy systems. It is published by ASM International and is the successor to the previous ASM periodical *Bulletin Of Alloy Phase Diagrams*. [www.asm-intl.org]

B. Data Centers

This section lists selected organizations that perform a continuing function of compiling and critically evaluating data in specific fields of science.

1. **National Institute of Standards and Technology** – Under its Standard Reference Data program, NIST supports a number of data centers in chemistry, physics, and materials science. Topics covered include thermodynamics, fluid properties, chemical kinetics, mass spectroscopy, atomic spectroscopy, fundamental physical constants, ceramics, and crystallography. Address: Office of Standard Reference Data, National Institute of Standards and Technology, Gaithersburg, MD 20899 [www.nist.gov/srd/].
2. **Thermodynamics Research Center** – Now located at the National Institute of Standards and Technology, TRC maintains an extensive archive of data covering thermodynamic, thermochemical, and transport properties of organic compounds and mixtures. Data are distributed in both print and electronic form. Address: Mail code 838.00, 325 Broadway, Boulder, CO 80305-3328 [www.trc.nist.gov].
3. **Design Institute for Physical Property Data** – Under the auspices of the American Institute of Chemical Engineers [www.aiche.org/dippr/], DIPPR offers evaluated data on

with emphasis on print and electronic sources whose contents have been subject to a reasonable level of quality control.

- industrially-important chemical compounds. The largest project deals with physical, thermodynamic, and transport properties of pure compounds. Address: Brigham Young University, Provo, UT 84602 [dippr.byu.edu].
4. **Dortmund Data Bank** – Maintains extensive databases on thermodynamic and transport properties of pure compounds and mixtures of industrial interest. The data are distributed through DECHEMA, FIZ CHEMIE, and other outlets. An abbreviated database system is also available for educational use. Address: DDBST GmbH, Industriestr. 1, 26121 Oldenburg, Germany [www.ddbst.de].
 5. **Cambridge Crystallographic Data Centre** – Maintains the Cambridge Structural Database of over 330,000 organic compounds. The data files and manipulation software are distributed in several ways. Address: 12 Union Rd., Cambridge CB2 1EZ, UK [www.ccdc.cam.ac.uk].
 6. **FIZ Karlsruhe** – In addition to many bibliographic databases, FIZ Karlsruhe maintains the Inorganic Crystal Structure Database in collaboration with the National Institute of Standards and Technology. The ICSD contains the atomic coordinates and related data on over 50,000 inorganic crystals. Address: Fachinformationszentrum (FIZ) Karlsruhe, Hermann-von-Helmholtz-Platz 1, D-76344 Eggenstein-Leopoldshafen, Germany [www.fiz-karlsruhe.de].
 7. **International Centre for Diffraction Data** – Maintains and distributes the Powder Diffraction File (PDF), a file of x-ray powder diffraction patterns used for identification of crystalline materials. The ICDD also distributes the NIST Crystal Data file, which contains lattice parameters for over 235,000 inorganic, organic, metal, and mineral crystalline materials. Address: 12 Campus Blvd., Newton Square, PA 19073-3273 [www.icdd.com].
 8. **Research Collaboratory for Structural Bioinformatics** – Maintains the Protein Data Bank (PDB), a file of 3-dimensional structures of proteins and other biological macromolecules. Address: Department of Chemistry and Chemical Biology, Rutgers University, 610 Taylor Road, Piscataway, NJ 08854-8087 [www.rcsb.org].
 9. **Toth Information Systems** – Maintains the Metals Crystallographic Data File (CRYSTMET). Address: 2045 Quincy Ave., Gloucester, ON, Canada K1J 6B2 [www.toth-canada.com].
 10. **Atomic Mass Data Center** – Collects and evaluates high-precision data on masses of individual isotopes and maintains a comprehensive database. Address: C.S.N.S.M (IN2P3-CNRS), Batiment 108, F-91405 Orsay Campus, France [www.nndc.bnl.gov/amdc].
 11. **Particle Data Group** – International center for data of high-energy physics; maintains database of properties of fundamental particles, which is published in both print and electronic form. Address: MS 50-308, Lawrence Berkeley National Laboratory, Berkeley, CA 94720 [pdg.lbl.gov].
 12. **National Nuclear Data Center** – Maintains databases on nuclear structure and reactions, including neutron cross

sections. The NNDC is the U. S. node in an international network of nuclear data centers. Address: Brookhaven National Laboratory, Upton, NY 11973-5000 [www.nndc.bnl.gov].

13. **International Union of Pure and Applied Chemistry** – Address: PO Box 13757, Research Triangle Park, NC 27709-3757 [www.iupac.org]. IUPAC supports a number of long-term data projects, including these examples:
 - a. **Solubility Data Project** – Carries out evaluation of all types of solubility data. The results are published in the Solubility Data Series, whose current outlet is the *Journal of Physical and Chemical Reference Data*. [www.iupac.org/divisions/V/cp5.html].
 - b. **Kinetic Data for Atmospheric Chemistry** – Maintains a comprehensive database on the kinetics of reactions important in the chemistry of the atmosphere. [www.iupac-kinetic.ch.cam.ac.uk/]
 - c. **International Thermodynamic Tables for the Fluid State** – Prepares definitive tables of the thermodynamic properties of industrially important fluids. Thirteen volumes have been published by IUPAC. [www.iupac.org/publications/books/seriestitles/]
 - d. **Stability Constants Database** – Collection of metal-ligand stability constants and associated software. [www.acadsoft.co.uk]

C. Major Multi-Volume Handbook Series

1. **Chapman & Hall/CRC Chemical Dictionaries** – These originally appeared in print form as the *Dictionary of Organic Compounds*, *Dictionary of Natural Products*, etc. They are now published in electronic form and are available in CDROM format [www.crcpress.com] and on the Internet [www.chemnetbase.com]. The consolidated version, called the *Combined Chemical Dictionary*, has data on more than 450,000 compounds spanning all branches of chemistry. The coverage includes physical properties, biological sources, hazard information, uses, and literature references.
2. **Properties of Organic Compounds** – Originally published in three editions as the *Handbook of Data on Organic Compounds*, it is now in electronic form as *Properties of Organic Compounds*. The database includes about 30,000 compounds; physical properties and spectral data (mass, infrared, Raman, ultraviolet, and NMR) are covered. It is offered as CDROM [www.crcpress.com] and web access [www.chemnetbase.com].
3. **Beilstein Handbook of Organic Chemistry** – The classic source of data on organic compounds, dating from the 18th century, *Beilstein* was converted to electronic form in the last decade of the 20th century. Over 8 million compounds and 5 million chemical reactions are now covered, with a broad range of physical properties as well as synthetic methods and ecological data. The database is accessed by the CrossFire software [www.mdli.com].
4. **Gmelin Handbook of Inorganic and Organometallic Chemistry** – A subset of the information in the print series has been converted to electronic form and is now distributed in the same manner as *Beilstein*. In addition to the standard physical properties, the coverage includes a wide range of optical, magnetic, spectroscopic, thermal, and transport properties for about 1.4 million compounds [www.mdli.com].
5. **DECHEMA Chemical Data Series** – DECHEMA distributes the DETHERM database, which emphasizes data used in process design in the chemical industry, including thermodynamic and transport properties of about 20,000 pure compounds and 90,000 mixtures. Access is available through in-house databases and via the Internet. [www.dechema.de].
6. **Landolt-Börnstein Numerical Data and Functional Relationships in Science and Technology - Landolt-Börnstein** covers a very broad range of data in physics, chemistry, crystallography, materials science, biophysics, astronomy, and geophysics. Hard-copy volumes in the New Series (started in 1961) are still being published, and the entire New Series is now accessible on the Internet [www.landolt-boernstein.com].

D. Selected Single-Volume Handbooks

The following handbooks offer broad coverage of high-quality data in a single volume. This list is only representative; an extensive listing of handbooks in all fields of science may be found in *Handbooks and Tables in Science and Technology, Third Edition* (Russell H. Powell, ed., Oryx Press, Westport, CT, 1994).

1. **American Institute of Physics Handbook** – Although an old book, it contains much data that is still useful, especially in acoustics, mechanics, optics, and solid state physics. (Dwight E. Gray, ed., McGraw-Hill, New York, 1972)
2. **Constants of Inorganic Substances** – This book presents physical constants, thermodynamic data, solubility, reactivity, and other information on over 3000 inorganic compounds. Since it draws heavily on Russian literature, it contains a great deal of data that does not make its way into most U. S. handbooks. (R. A. Lidin, L. L. Andreeva, and V. A. Molochko, Begell House, New York, 1995)
3. **Handbook of Chemistry and Physics** – Now in the 84th Edition, the *CRC Handbook* covers data from most branches of chemistry and physics. The annual revisions permit regular updating of the information. Also available on CDROM [www.crcpress.com] and the web [hbcnetbase.com]. (David R. Lide, ed., CRC Press, Boca Raton, FL, 2002)
4. **Handbook of Inorganic Compounds** – This book covers physical constants and solubility for about 3300 inorganic compounds. Also available on CDROM [www.crcpress.com]. (Dale L. Perry and Sidney L. Phillips, eds., CRC Press, Boca Raton, FL, 1995)
5. **Handbook of Physical Properties of Liquids and Gases** – This is a valuable source of data on all types of fluids, ranging from liquid and gaseous hydrocarbons to molten metals and ionized gases. Detailed tables of physical, thermodynamic, and transport properties are given for temperatures from the cryogenic region to 6000 K. Both Western and Russian literature is covered. (N. B. Vargaftik, Y. K. Vinogradov, and V. S. Yargin, Begell House, New York, 1996)
6. **Handbook of Physical Quantities** – The range of coverage is somewhat similar to the *CRC Handbook of Chemistry and Physics*, but with a stronger emphasis on physics than on chemistry. Solid state physics, lasers, nuclear physics, geophysics, and astronomy receive considerable attention. (Igor S. Grigoriev and Evgenii Z. Meilikhov, eds., CRC Press, Boca Raton, FL, 1997)
7. **Kaye & Laby Tables of Physical and Chemical Constants** – *Kaye & Laby* dates from 1911, and the 16th Edition was

prepared in 1995 by a committee of experts. The coverage extends to almost every field of physics and chemistry; data on a limited number of representative substances or materials are given for each topic. (Longman Group Limited, Harlow, Essex, UK, 1995)

8. **Lange's Handbook of Chemistry** – Provides broad coverage of chemical data; last updated in 1998. Also available on the web [www.knovel.com]. (John A. Dean, ed., McGraw-Hill, New York, 1998)
9. **Recommended Reference Materials for the Realization of Physicochemical Properties** – This IUPAC book emphasizes highly accurate data on substances and materials that can be used as calibration standards. It covers physical, thermal, optical, and electrical properties. (K. N. Marsh, ed., Blackwell Scientific Publications, Oxford, 1987)
10. **The Merck Index** – Now in its 13th Edition (published in 2001), The Merck Index is a widely used source of data on

over 10,000 compounds, chosen particularly for their importance in biology, medicine, and ecology. A short monograph on each compound gives information on the synthesis and uses as well as physical and toxicological properties. Also available on CDROM [www.camsoft.com]. (Maryadele J. O'Neil, ed., Merck & Co., Whitehouse Station, NJ, 2001)

E. Summary of Useful Web Sites for Physical and Chemical Properties

Most of the web sites in the following list provide direct access to factual data on physical and chemical properties. However, the list also includes portals that link to different property databases or describe the procedure for gaining access to electronic sources of property data. There are also a few chemical directory sites, which are useful for obtaining formulas, synonyms, and registry numbers for substances of interest.

Web Site	Address	Comments
Acronyms and Symbols	www3.interscience.wiley.com/stasa/	Free service; useful for identifying acronyms for chemicals
Advanced Chemistry Development	www.acdlabs.com	Chemical directory, with programs for estimating physical and spectral properties
Alloy Center	products.asminternational.org/alloycenter/	Physical, electrical, thermal, and mechanical properties of alloys
American Mineralogist Crystal Structure Database	www.geo.arizona.edu/AMS/amcsd.php	Lattice constants of minerals
Atomic Mass Data Center	www.nndc.bnl.gov/amdc/	See B.10
Beilstein	www.mdli.com	See C.3
Biocatalysis/Biodegradation Database	umbbd.ahc.umn.edu/	Biocatalytic reactions, biodegradation of chemical compounds
BioCyc	biocyc.org/	Metabolic pathways of microorganisms
BioInfo Bank	gibk26.bse.kyutech.ac.jp/jouhou/jouhoubank.html	Portal to ProTherm (protein thermodynamics), ProNit (protein-nucleic acid interactions), biomolecule structures, etc.
Biological Macromolecule Crystallization Database	www.cstl.nist.gov/biotech/carb/gilliland-group/database/database/html	Crystal data and crystallization conditions for proteins, nucleic acids, and complexes
BRENDA	www.brenda.uni-koeln.de	Enzyme nomenclature and properties
Cambridge Structural Database	www.ccdc.cam.ac.uk	See B.5
Ceramic Properties Databases	www.ceramics.org/cic/propertiesdb.asp	Mechanical, thermal, and other properties of ceramic materials
Chapman & Hall/CRC Combined Chemical Dictionary	www.chemnetbase.com/scripts/ccdweb.exe	See C.1
ChemExper	www.chemexper.com/	Consolidated chemical catalogs from various suppliers; provides physical properties and safety data; links to molfiles and MSDS
Chemfinder	www.chemfinder.com	Chemical directory, with links to several property databases
Chemical Acronyms Database	www.oscar.chem.indiana.edu/cfdocs/libchem/acronyms/acronymsearch.html	Useful for associating chemical names and acronyms
ChemIDplus	chem.sis.nlm.nih.gov/chemidplus/	Chemical directory
ChemIndustry	www.chemindustry.com/chemicals/	Chemical directory
CHEMnetBASE	www.chemnetbase.com/content/databases	Portal to C&H/CRC Chemical Dictionaries, Handbook of Chemistry and Physics, Properties of Organic Compounds, etc.
ChemWeb Databases	www.chemweb.com/databases/	Portal to many databases
CODATA Home Page	www.codata.org	Thermodynamic key values and fundamental constants
Crystallography Open Database (COD)	www.crystallography.net	Crystal data on 12,000 compounds

Web Site	Address	Comments
DECHEMA (DETERM)	www.dechema.de	See C.5
DIPPR Pure Compound Database	dippr.byu.edu	See B.3
Dortmund Data Bank	www.ddbst.de	See B.4
Enzyme Nomenclature Database	www.expasy.ch/enzyme/	IUBMB nomenclature for enzymes
European Bioinformatics Institute	www.ebi.ac.uk/Databases/	Nucleotide and protein sequences, protein structures, enzyme nomenclature and reactions
FDM Reference Spectra Databases	www.fdm-spectra.com/	Infrared, Raman, and mass spectra
FIZ Chemie Berlin	www.fiz-chemie.de	Portal to DETERM (C.5), Dortmund Data Bank (B.4), Infotherm
FIZ Karlsruhe - ICSD	www.fiz-karlsruhe.de	See B.6
Fundamental Physical Constants	physics.nist.gov/constants	CODATA fundamental constants
Gmelin	www.mdli.com	See C.4
Handbook of Chemistry and Physics	hbcnpnetbase.com	Web version of CRC Handbook
Hazardous Substances Data Bank	toxnet.nlm.nih.gov/cgi-bin/sis/htmlgen?HSDB	Physical and toxicological properties of chemicals of health or environmental importance
HITRAN Database	cfa-www.harvard.edu/hitrان/	High resolution spectroscopic data for constituents of the atmosphere; parameters for calculating atmospheric transmission
Infotherm	www.fiz-chemie.de/infotherm	Physical and thermal properties of pure compounds and mixtures
International Centre for Diffraction Data	icdd.com	See B.7
International Spectroscopic Data Bank	www.is-db.org	All types of spectra, deposited by users. Access is free.
IUBMB	www.chem.qmw.ac.uk/iubmb/	Enzyme and nucleic acid nomenclature
IUPAC Home Page	www.iupac.org	See B.13
IUPAC Kinetics Data	www.iupac-kinetic.ch.cam.ac.uk/	See B.13.b
IUPAC Nomenclature Rules	www.chem.qmul.ac.uk/iupac/	Useful site for organic and biochemical nomenclature
Klotho Biochemical Compounds Declarative Database	www.biocheminfo.org/klotho/	Structure diagrams of biochemical molecules
Kovel.com	www.knovel.com	Portal to Lange's Handbook, Perry's Chemical Engineers' Handbook, etc.
Landolt-Börnstein	www.landolt-boernstein.com	See C.6
Lipidat	www.lipidat.chemistry.ohio-state.edu/	Structures and thermodynamic properties of lipids; crystal polymorphic transitions
MatWeb	www.matweb.com	Thermal, electrical, and mechanical properties of engineering materials
Metals Crystallographic Data File	www.tothcanada.com	See B.9
NASA Chemical Kinetics Data	jpldataeval.jpl.nasa.gov	Kinetic and photochemical data for stratospheric modeling
National Center for Biotechnology Information	www.ncbi.nlm.nih.gov	Portal to GenBank and other sequence databases
National Nuclear Data Center	www.nndc.bnl.gov	See B.12
National Toxicology Program	ntp-server.niehs.nih.gov	Chemical health and safety data
NIST Atomic Spectra Database	physics.nist.gov/PhysRefData/contents-atomic.html	Energy levels, wavelengths, and transition probabilities of atoms and atomic ions
NIST Ceramics Webbook	www.ceramics.nist.gov/	See B.1
NIST Chemistry Webbook	webbook.nist.gov	Broad range of physical, thermal, and spectral properties
NIST Data Gateway	srdata.nist.gov/gateway/	Portal to all NIST data systems; see B.1
NIST Physical Reference Data	physics.nist.gov/PhysRefData/	Atomic and molecular spectra, cross sections, x-ray attenuation, and dosimetry data

Web Site	Address	Comments
NLM Gateway	gateway.nlm.nih.gov/gw/Command	Portal to all National Library of Medicine databases
NMR Shift DB	www.nmrshiftdb.org	NMR data submitted by users
Nucleic Acid Database	ndbserver.rutgers.edu/	Crystal structures of nucleic acids
Particle Data Group	pdg.lbl.gov	See B.11
Polymers - A Property Database	www.polymersdatabase.com/	Properties of commercial polymers
Powder Diffraction File	www.icdd.com	See B.7
Properties of Organic Compounds	www.chemnetbase.com/scripts/pocweb.exe	See C.2
Protein Data Bank	www.rcsb.org	See B.8
Sigma-Aldrich	www.sigmaaldrich.com/	Chemical catalogs; includes some physical property data
SpecInfo	www3.interscience.wiley.com/cgi-bin/mrwhome/109609148/HOME	IR, NMR, and mass spectra
Spectra Online	www.ftirsearch.com	FTIR and Raman spectra
SPRESI-web	www.spresi.de/	Structures, reactions, and some physical properties
STN Easy	stneasy.cas.org	Chemical directory (and access to Chemical Abstracts)
STN Easy-Europe	stneasy.fiz-karlsruhe.de	European node of STN Easy
STN Easy-Japan	stneasy-japan.cas.org	Japanese node of STN Easy
Swissprot	bo.expasy.org/enzyme/	Enzyme nomenclature and related information
Syracuse Research Corporation	www.syrres.com/esc/databases.htm	Properties of environmental interest
Table of Isotopes	ie.lbl.gov/education/isotopes.htm	Nuclear energy levels, moments, and other properties
Thermodynamics of Enzyme-Catalyzed Reactions	xpdb.nist.gov/enzyme_thermodynamics/	Equilibrium constants of biochemical reactions
Thermodynamics Research Center	www.trc.nist.gov	See B.2
TOXNET	toxnet.nlm.nih.gov	Portal to HSDB and other databases on hazardous chemicals
Wiley Interscience	www3.interscience.wiley.com/reference.html	Portal to Kirk-Othmer Encyclopedia of Chemical Technology, Ullmann's Encyclopedia of Industrial Chemistry, Encyclopedia of Reagents for Organic Synthesis, SpecInfo Database, etc.