





Helium-filled balloon



As




Au




Zirconium gemstone



Eu



Mg



Lithium ore




Nickel-plated spoon



Ca




Mercury thermometer



Silicon computer chip

THE PERIODIC TABLE BOOK

A VISUAL ENCYCLOPEDIA OF THE ELEMENTS



Zn



Indium LED



Vanadium ore




C



Sulfur ore




Aluminium foil



Copper wire



Br




Ba



Cl

Hydrogen-rich atmosphere of Jupiter



THE PERIODIC TABLE BOOK

A VISUAL ENCYCLOPEDIA
OF THE ELEMENTS







THE PERIODIC TABLE BOOK

A VISUAL ENCYCLOPEDIA
OF THE ELEMENTS

WRITTEN BY **TOM JACKSON**
CONSULTANT **JACK CHALLONER**





Penguin
Random
House

DK India

Senior Editor Bharti Bedi

Project Art Editor Amit Verma

Editorial Team Neha Ruth Samuel,
Charvi Arora, Deeksha Saikia

Art Editors Mansi Agrawal, Amisha Gupta, Ravi Indiver
Assistant Art Editors Neetika Malik Jhingani, Nidhi Rastogi

Jacket Designer Suhita Dharamjit

Jackets Editorial Coordinator Priyanka Sharma

Senior DTP Designer Harish Aggarwal

DTP Designers Sachin Gupta, Syed Md Farhan,
Nityanand Kumar, Mohammad Rizwan

Picture Researcher Nishwan Rasool

Managing Jackets Editors Saloni Singh, Sreshtha Bhattacharya

Picture Research Manager Taiyaba Khatoon

Pre-production Manager Balwant Singh

Production Manager Pankaj Sharma

Managing Editor Kingshuk Ghoshal

Managing Art Editor Govind Mittal

DK UK

Project Editor Ashwin Khurana

Senior Art Editor Smiljka Surla

Jacket Editor Claire Gell

Senior Jacket Designer Mark Cavanagh

Jacket Design Development Manager Sophia MTT

Managing Editor Dr Lisa Gillespie

Managing Art Editor Owen Peyton Jones

Producers, Pre-production Dragana Puvacic, Catherine Williams

Producer Anna Vallarino

Publisher Andrew Macintyre

Art Director Karen Self

Associate Publishing Director Liz Wheeler

Design Director Phil Ormerod

Publishing Director Jonathan Metcalf

Photographer Ruth Jenkinson

Photography Assistant Julie Stewart

Element samples prepared and supplied by RGB Research Ltd
www.periodictable.co.uk

First published in Great Britain in 2017 by
Dorling Kindersley Limited
80 Strand, London WC2R 0RL

Copyright © 2017 Dorling Kindersley Limited
A Penguin Random House Company
10 9 8 7 6 5 4 3 2 1
001-289022-April/2017

All rights reserved. No part of this publication may be reproduced,
stored in a retrieval system, or transmitted in any form or by any
means, electronic, mechanical, photocopying, recording or otherwise,
without the prior written permission of the copyright owner.

A CIP catalogue record for this book is
available from the British Library

ISBN: 978-0-2412-4043-4

Printed in China

A WORLD OF IDEAS:
SEE ALL THERE IS TO KNOW

www.dk.com

CONTENTS

Foreword	6
Elemental building blocks	8
Chemical discoveries	10
Inside an atom	12
Periodic table of elements	14
Reactions and uses	16
Hydrogen	18
Hydrogen	20
Alkali Metals	22
Lithium	24
Sodium	26
Salt flats	28
Potassium	30
Rubidium	32
Caesium, Francium	34
Alkaline Earth Metals	36
Beryllium	38
Magnesium	40
Calcium	42
Fly Geyser	44
Strontium	46
Barium	48
Radium	50





Transition Metals 52

Scandium, Titanium	54
Vanadium, Chromium	56
Manganese	58
Iron	60
Steelmaking	62
Cobalt	64
Nickel	66
Copper	68
Copper wires	70
Zinc	72
Yttrium	74
Zirconium, Niobium	76
Molybdenum, Technetium	78
Ruthenium, Rhodium	80
Palladium	82
Silver	84
Cadmium, Hafnium	86
Tantalum, Tungsten	88
Rhenium, Osmium	90
Iridium	92
Platinum	94
Gold	96
Golden Buddha	98
Mercury	100
Rutherfordium, Dubnium, Seaborgium	102
Bohrium, Hassium, Meitnerium	104
Darmstadtium, Roentgenium, Copernicium	106

Lanthanides 108

Lanthanum, Cerium, Praseodymium	110
Neodymium, Promethium, Samarium, Europium	112
Gadolinium, Terbium, Dysprosium, Holmium	114
Erbium, Thulium, Ytterbium, Lutetium	116

Actinides 118

Actinium, Thorium, Protactinium	120
Uranium, Neptunium, Plutonium, Americium	122
Curium, Berkelium, Californium, Einsteinium	124
Fermium, Mendelevium, Nobelium, Lawrencium	126

The Boron Group 128


Boron	130
Aluminium	132
Jet turbine	134
Gallium, Indium	136
Thallium, Nihonium	138

The Carbon Group 140

Carbon	142
Pink diamond	144
Silicon	146
Germanium, Tin	148
Lead, Flerovium	150

The Nitrogen Group 152

Nitrogen	154
Drag racing	156
Phosphorus	158
Arsenic, Antimony	160
Bismuth, Moscovium	162



The Oxygen Group 164

Oxygen	166
Sulfur	168
Danakil Depression	170
Selenium, Tellurium	172
Polonium, Livermorium	174

The Halogen Group 176

Fluorine	178
Chlorine	180
Ocean clean up	182
Bromine	184
Iodine, Astatine, Tennessine	186



Noble Gases 188

Helium	190
Nebula	192
Neon, Argon	194
Krypton, Xenon	196
Radon, Oganesson	198

Glossary 200

Index 204

Acknowledgements 208



**Chunk of
yttrium**



**Chunk of
silver**



**Zirconium
crystal bar**



Foreword

Everything in nature, from the mountains and the oceans to the air we breathe and food we eat are made up of simple substances called elements. You may have already heard of several of them, including gold, iron, oxygen, and helium, but these are just four out of a total of 118. Many have unique – and sometimes surprising – chemical and physical properties. Gallium, for example, is a solid but melts in your hand. A compound of sulfur gives off a nasty smell of rotten eggs. Fluorine is a gas that can burn a hole straight through concrete!

The elements are rarely found in their pure form. Mostly, they are combined with each other to make compounds, which make up substances around us. For example, hydrogen and oxygen make water, sodium and chlorine form salt, and carbon is found in millions of compounds, many of which – including proteins and sugars – make our bodies work.

To find out more about the elements, we need to take a good look at the periodic table. This is used by scientists around the world to list and detail the elements. It shows the key information




**Nickel
balls**



**Cube of melting
gallium**




**Iodine in a
glass sphere**





Barium crystals



Chunk of grey selenium



Magnesium crystals



Osmium pellet

for each element, grouping them into similar types. With this information, we can use the elements to make many things we need: a fluorine compound in toothpastes toughens our teeth and silicon crystals engineered into microchips operate our gadgets and phones.

Every element has its own story of where it comes from, what it can do, and how we use it. Let's begin a tour of every element one by one. It's going to be a fascinating journey.

Tom Jackson

Throughout this book you will find boxes with the following symbols. This is what each of them mean.



This shows the structure of an atom of an element, with the nucleus (made of protons and neutrons) at the centre and electrons surrounding it in their shells.



Electron



Proton



Neutron

State

The state of the element at a temperature of 20°C (28°F). It can be a liquid, solid, or gas.

Discovery

This details the year in which the element was discovered.



Chunk of uranium



Gold crystals



Thulium crystals



Calcium crystals

Elemental building blocks


Elements are everywhere: some you can see, like gold, others are almost invisible, like oxygen gas. An element is a substance that cannot be broken up into simpler ingredients. Each one is made up of tiny building blocks called atoms, which are unique for every element. Most elements are joined with other elements to make compounds, which are made by combining two or more elements. This includes water, which is a compound of hydrogen and oxygen.

Elements in our world

There are 118 elements in the periodic table; 92 of them are found in nature, while the others are made by humans. Every element is unique. Most of the elements are solids, like the metals. At room temperature, 11 elements are gases, while bromine and mercury are the only two liquids.



Bromine liquid with bromine gas




Bismuth crystals




Earth



Water



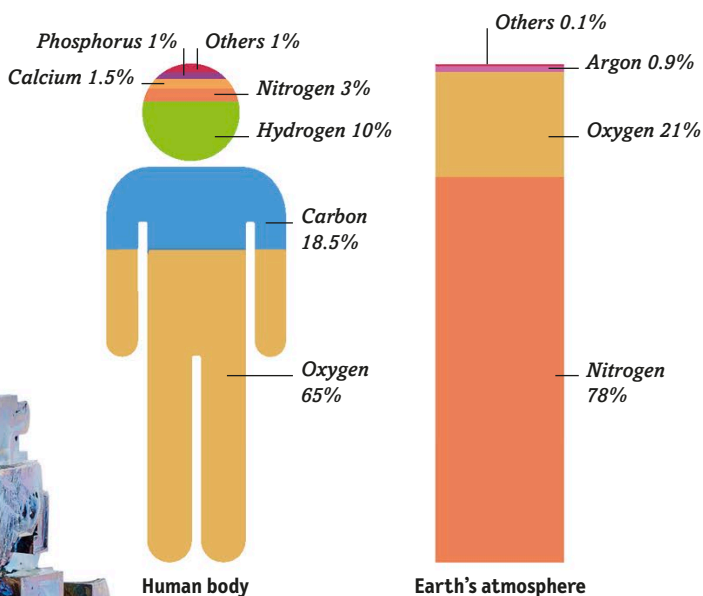
Air



Fire

Elements in and around us

About 99 per cent of the human body is made from just six elements, though they are combined together to form thousands of different compounds. On the other hand, Earth's atmosphere is a mixture of gases, most of which are pure elements. About 99 per cent of the air is made from nitrogen and oxygen.



Gold crystals

Ancient ideas

The idea of elements is very old, dating back about 2,600 years to ancient Greece. However, Greek thinkers believed that the world was made of just four elements: earth, water, fire, and air. Empedocles, an influential scholar, was the first to propose that these elements made up all structures. Only much later did scientists learn that none of these are actually elements. For thousands of years, everybody from ancient Egyptian priests to medieval European alchemists, speculated about the definition and classification of an element.



Iranian alchemists in their workshop

Alchemy and mysticism

Chemists are scientists who study elements and compounds. However, before they existed, the alchemists were medieval researchers. Believing in a mixture of science and magic, alchemists tried to change ordinary metals (such as lead) into gold. They failed because elements cannot be changed from one type to another. But, in the process, they discovered many new elements and developed several processes that chemists still use today.



ROBERT BOYLE

The first person to use science to understand the elements was the Irish scientist and inventor Robert Boyle. He pursued science through reason, and in the 1660s he performed the first chemistry experiments to show that much of what the alchemists believed was wrong.



Chemical discoveries

Humphry Davy
In the early 19th century, the English scientist Humphry Davy discovered several new metals. He used a revolutionary process called electrolysis, in which electric currents split chemical compounds into their elements. Davy discovered a total of nine new elements, including magnesium, potassium, and calcium.

The ancient concept of four elements – earth, water, fire, and air – expanded to a belief that every substance on Earth was made from a mixture of these elements. However, many substances including mercury, sulfur, and gold did not fit this idea. Over the last 300 years, chemists have followed a long series of clues to reveal the true nature of elements, their atoms, and what happens to them during chemical reactions.

Pioneering chemists

Many of the first breakthroughs in chemistry came in the 1700s, from investigations into the composition of air. Chemists such as Joseph Black, Henry Cavendish, and Joseph Priestley discovered several different “airs”, which we now call gases. They also found that the gases could react with solid substances, which they called “earths”. These discoveries began a journey that revealed that there were dozens of elements, not just four. Today, scientists have identified 118 elements, but more may be discovered in time.

Antoine Lavoisier

In 1777, the French scientist Antoine Lavoisier proved that sulfur was an element. This yellow substance was familiar for thousands of years, but Lavoisier performed experiments to show that it was a simple substance that could not be divided up any further.

In the same year, he also found out that water was not an element, but a compound of hydrogen and oxygen.



Granule of pure sulfur



Magnesium crystals



JOHN DALTON

Like many scientists of his day, the English scientist John Dalton already believed that matter must be made of tiny particles. In 1803, he began to think about how these particles might join together. He came to realize that there are different particles for every element, and that the particles of one element all have the same mass. He also realized that the particles of different elements combine in simple proportions to make compounds. So, for example, the particles of the elements carbon and oxygen can combine to make carbon monoxide. He suggested that during a chemical reaction, the particles rearrange to make compounds. He formulated the first modern theory of atoms.

Dalton's table of elements

ELEMENTS			
Hydrogen	1	Strontian	86
Nitrogen	5	Barytes	68
Carbon	5	Iron	50
Oxygen	7	Zinc	56
Phosphorus	9	Copper	56
Sulphur	13	Lead	90
Magnesia	20	Silver	190
Limic	24	Gold	190
Soda	28	Platina	190
Potash	42	Mercury	167

Jacob Berzelius

In the early 1800s, the Swedish doctor Jacob Berzelius investigated chemicals in rocks and minerals. He found two minerals that contained new elements. He named these elements cerium (after Ceres, the dwarf planet) and thorium (after Thor, the Viking god of thunder). Berzelius also invented a system of using symbols and numbers that chemists still use to identify elements and compounds today.



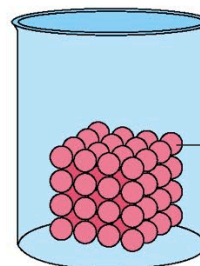
Chunk of pure cerium



Pure caesium inside a sealed container

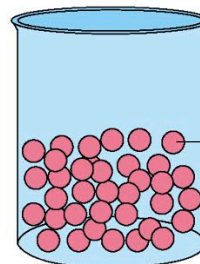
States of matter

Elements can exist in three states of matter: solid, liquid, and gas. At room temperature, most elements are solids, 11 are gases, and only two are liquids. However, elements can change from one state into another. These changes don't alter the atoms of these elements, but arrange them in different ways.



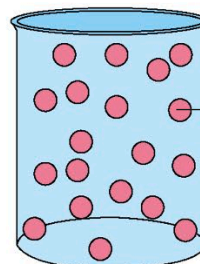
A solid keeps its shape and has a fixed volume.

In a solid, all the atoms are attracted to each other and locked in position.



A liquid takes the shape of its container, but its volume remains fixed.

In a liquid, the atoms begin to move around as the attraction between them weakens.



A gas will fill any container, no matter how large or small.

In a gas, the atoms are weakly attracted to each other, so they all move in different directions.

Robert Bunsen

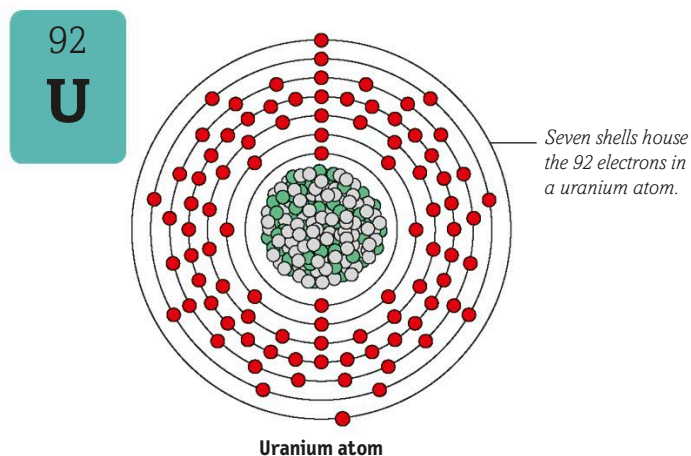
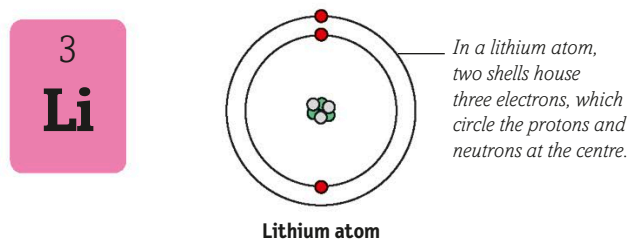
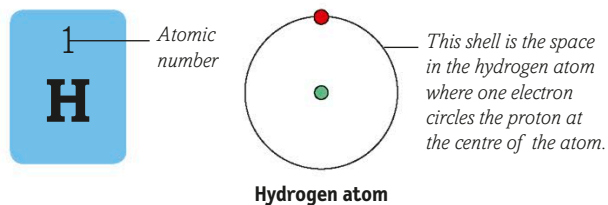
The German chemist Robert Bunsen is best known for inventing a gas burner that is often used in laboratories. In the 1850s, Bunsen used such a burner – which produced a hot, clean flame – to study the unique flame colours produced by different elements. When an unknown substance made bright blue flames, he named it caesium, meaning “sky blue”.

Inside an atom

An atom is the smallest unit of an element. Atoms are too small to see (even with the most powerful microscopes) but they are everywhere. They consist of smaller particles called protons, neutrons, and electrons. Every element has a unique number of protons.

What's the atomic number?

The number of protons in an atom of an element is called the atomic number. The atomic number of an atom identifies the element it belongs to. Every atom also has an equal number of electrons. For elements found naturally on Earth, hydrogen has the smallest atomic number (1), while uranium atoms have the highest atomic number (92).



Electron ▶ The tiny, negatively charged particles in an atom are called electrons. They are involved in the way the atoms of an element react and form bonds with the atoms of other elements.

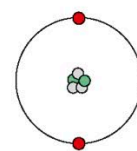
Shell ▶ The electrons in an atom move around the nucleus. They are arranged in layers called shells. When reacting with each other, atoms tend to fill up their outer shells to become more stable.

Neutron ➤ As its name suggests, neutrons are neutral particles, which means they do not have an electric charge. A neutron weighs the same as a proton, and much more than an electron.

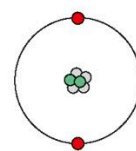
Proton ➤ Protons have a positive electric charge. This charge attracts the negatively charged electrons, holding them in place around the nucleus. Because each proton's charge is cancelled out by the equal charge of an electron, the atom has no overall charge, and is therefore neutral.

Nucleus ➤ The central core, or nucleus, of an atom is made up of protons and neutrons. Nearly all the mass of the atom is packed into the nucleus, and this gives every element a unique atomic mass.

Atomic facts



He-3



He-4

Isotopes

While every element has a unique number of electrons and protons in its atoms, the number of neutrons can vary. These different forms are called isotopes. For example, helium has two isotopes: one contains three neutrons (He-3), the other has four (He-4).



Electromagnet attracts metal pieces


Electromagnetism

Atoms work like tiny magnets. A force called electromagnetism holds them together. It makes particles with opposite charges, such as protons and electrons, attract each other. Those with similar charges repel each other. A magnet is an object in which the magnetic forces of the atoms attract and repel other objects. An electromagnet develops magnetism when an electric current runs through it.



ATOMIC PIONEERS

During his atomic research in the early 20th century, Sir Ernest Rutherford, a New Zealand scientist, expanded our understanding of the structure of atoms. He discovered protons and proved that they were located in an atom's nucleus.



Sir Ernest Rutherford

Periodic table of elements

The periodic table is a useful way of organizing the elements. It arranges the elements in order of their atomic number, which is the number of protons in the nucleus of an atom, and is unique to every element. The table also divides the elements into rows, called “periods”, and columns, called “groups”. Dmitri Mendeleev, the chemist who devised the table, arranged the elements based on the similarity of certain physical and chemical properties.

1 H 1.0079											
3 Li 6.941	4 Be 9.0122										
11 Na 22.990	12 Mg 24.305										
19 K 39.098	20 Ca 40.078	21 Sc 44.956	22 Ti 47.867	23 V 50.942	24 Cr 51.996	25 Mn 54.938	26 Fe 55.845	27 Co 58.933	28 Ni 58.693	29 Cu 63.546	30 Zn 65.39
37 Rb 85.468	38 Sr 87.62	39 Y 88.906	40 Zr 91.224	41 Nb 92.906	42 Mo 95.94	43 Tc (96)	44 Ru 101.07	45 Rh 102.91	46 Pd 106.42	47 Ag 107.87	48 Cd 112.41
55 Cs 132.91	56 Ba 137.33	57-71 La-Lu	72 Hf 178.49	73 Ta 180.95	74 W 183.84	75 Re 186.21	76 Os 190.23	77 Ir 192.22	78 Pt 195.08	79 Au 196.97	80 Hg 200.59
87 Fr (223)	88 Ra (226)	89-103 Ac-Lr	104 Rf (261)	105 Db (262)	106 Sg (266)	107 Bh (264)	108 Hs (277)	109 Mt (268)	110 Ds (281)	111 Rg (272)	112 Cn 285
			57 La 138.91	58 Ce 140.12	59 Pr 140.91	60 Nd 144.24	61 Pm (145)	62 Sm (150.36)	63 Eu 151.96	64 Gd 157.25	65 Tb 158.93
			89 Ac (227)	90 Th 232.04	91 Pa 231.04	92 U 238.03	93 Np (237)	94 Pu (244)	95 Am (243)	96 Cm (247)	97 Bk (247)

The actinides and the lanthanides are placed between the alkaline earth metals and the transition metals, but have been moved below to give them more space.

KEY

- Hydrogen
- Alkali Metals
- Alkaline Earth Metals
- Transition Metals
- Lanthanides
- Actinides
- The Boron Group
- The Carbon Group
- The Nitrogen Group
- The Oxygen Group
- The Halogen Group
- Noble Gases

Elements of this group are semi-metals (elements with the properties of metals and non-metals): they are shiny like metals but crumble easily like non-metals.

This group contains the noble gases, which never form bonds with other elements, and are unreactive.

5 B 10.811	6 C 12.011	7 N 14.007	8 O 15.999	9 F 18.998	10 Ne 20.180
13 Al 26.982	14 Si 28.086	15 P 30.974	16 S 32.065	17 Cl 35.453	18 Ar 39.948
31 Ga 69.723	32 Ge 72.64	33 As 74.922	34 Se 78.96	35 Br 79.904	36 Kr 83.80
49 In 114.82	50 Sn 118.71	51 Sb 121.76	52 Te 127.60	53 I 126.90	54 Xe 131.29
81 Tl 204.38	82 Pb 207.2	83 Bi 208.96	84 Po (209)	85 At (210)	86 Rn (222)
113 Nh 284	114 Fl 289	115 Mc 288	116 Lv 293	117 Ts 294	118 Og 294
66 Dy 162.50	67 Ho 164.93	68 Er 167.26	69 Tm 168.93	70 Yb 173.04	71 Lu 174.97
98 Cf (251)	99 Es (252)	100 Fm (257)	101 Md (258)	102 No (259)	103 Lr (262)

Reading the table

Element symbol

Every element has a unique symbol of one or two letters. These symbols ensure that scientists who speak different languages do not get confused while describing the same element.

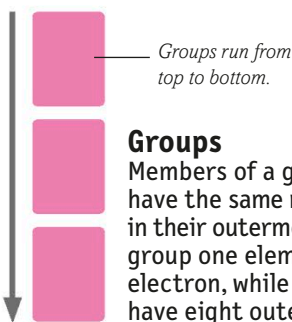
3 — The atomic number is the number of protons in the nucleus of this element's atoms.

Li — The first letter of a symbol is always a capital, but the second is lower case.

6.941 — The atomic mass number is the average of all the atoms of the element. It is not a whole number because there are different isotopes (forms) of each element, each with a different number of neutrons.


Periods

Elements in the same period, or row, have the same number of electron shells in their atoms. So elements in period one have one electron shell, while those in period six have six electron shells.



DMITRI MENDELEEV

The periodic table was developed by the Russian chemist Dmitri Mendeleev in 1869. Others had tried before, but his table was periodic, or repeating, because the characteristics of elements follow a pattern. The table was incomplete as some elements had not yet been discovered. However, Mendeleev predicted the positions of the missing elements, and was proved right when they were finally isolated many years later.




Explosive reaction

In this chemical reaction, pure lithium reacts with air to make the compound lithium oxide. It takes energy to break the links between the lithium atoms and then make bonds with oxygen in the air. Reactions need energy to begin, but they often produce energy as heat and light.



1. This piece of pure lithium is placed on a surface and is exposed to the air.

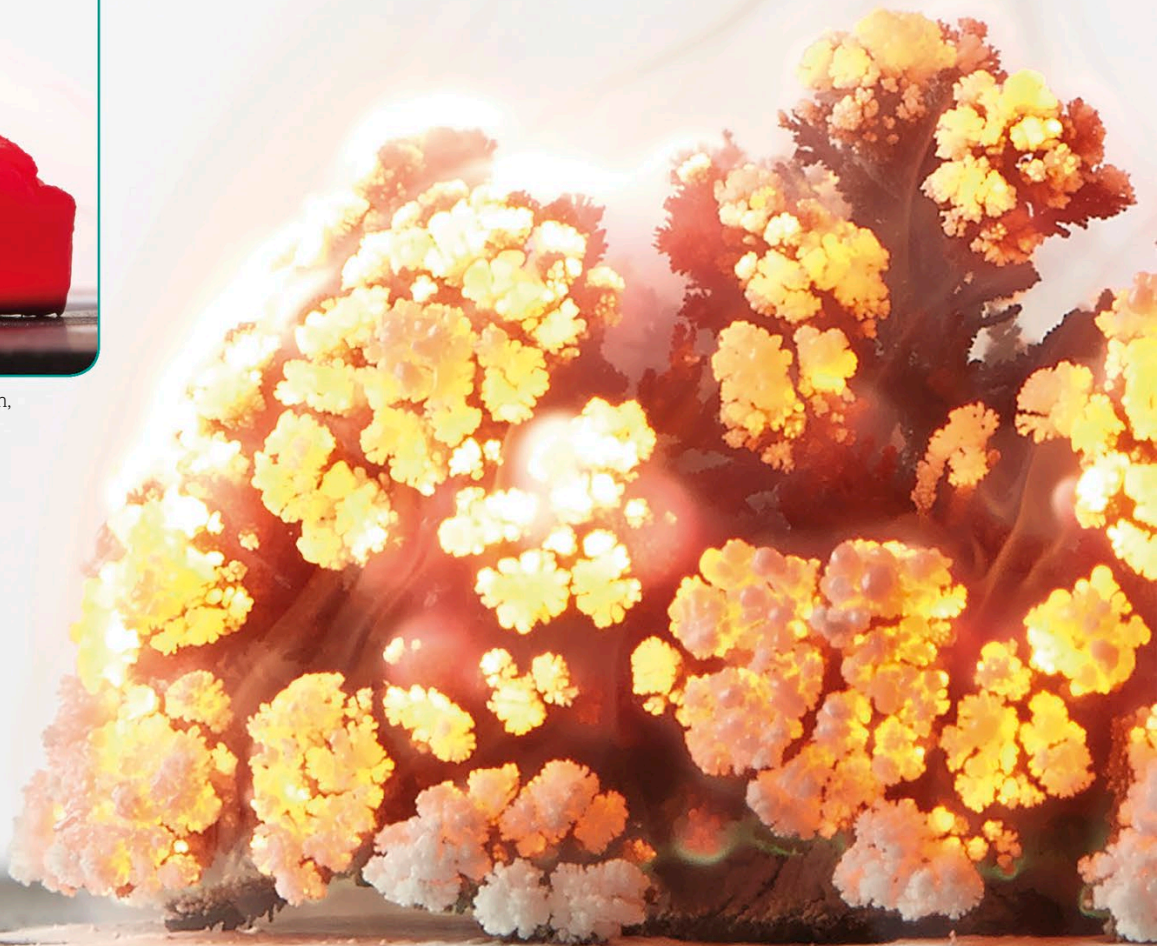


2. A gas torch is used to heat the lithium, and in just a few seconds it turns red, which is a typical colour for this metal when it becomes hot.

3. Very quickly, the lithium catches fire. The white areas forming here are the compound lithium oxide, which is a combination of lithium and oxygen.


Reactions and uses

The elements can combine in different ways to make 10 million compounds, possibly more. As well as learning about the physical and chemical properties of elements, chemists also want to find out how and why certain elements react with each other to form compounds. Chemical reactions are happening all the time. During a reaction, substances change into new substances. The bonds that hold them are broken and then remade in a different combination.




Mixtures

A mixture is a combination of substances that can be separated by physical means, such as filtering. It is not the same as a compound, where the ingredients are connected by bonds and can only be separated using a chemical reaction. Mixtures can be classified as solutions, colloids, and suspensions.



Solution

In this mixture, a substance is completely and evenly mixed, or dissolved, into another substance. Seawater is a solution.



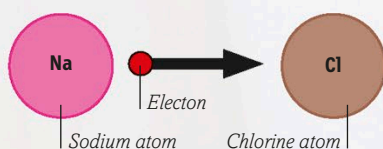
Colloid

This mixture contains unevenly spread particles and clusters that are too small to see. Milk is a colloid.



Suspension

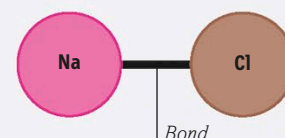
This type of mixture consists of large particles of one substance floating in another substance. Muddy water is a suspension.



1. A sodium atom donates one electron to a chlorine atom. This gives both atoms full outer electron shells.



2. These are now charged atoms known as ions. The sodium ion has a positive charge and the chlorine ion has a negative charge.



3. Sodium is attracted to – and forms a bond with – chlorine, forming a molecule of the compound sodium chloride.

Forming compounds


There are two kinds of bonds formed between elements during a chemical reaction. In an ionic bond, such as in sodium chloride (above), one atom gives away its electron(s) and another accepts them. This results in each having full outer electron shells. The other type is called covalent bonding. In this, atoms sit together and share their electrons so they both have full outer shells.

As lithium burns in air, it becomes lithium oxide.




Reactions in the real world

Chemical reactions happen all around us. There are reactions when we cook, take medication, or breathe. The image above shows a rusty iron ship. Over time, the element iron develops this red, flaky layer when it reacts with oxygen present in water or air to form the compound iron oxide – more commonly known as rust.



Pure hydrogen (H) fills this glass sphere, and produces a purple glow when electrified.



Hydrogen

The first element, hydrogen (H), is located above the alkali metals in the first column of the periodic table. However, because it is so different to the elements below it, hydrogen is not included in their group. This gas has the simplest atoms of any element with one electron and one proton. It is highly reactive and forms compounds with all kinds of other elements.



Atomic structure

A hydrogen (H) atom has one electron moving around a nucleus consisting of a single proton.



Physical properties

Hydrogen gas is the lightest material in the Universe. Pure hydrogen is rare on Earth, as it escapes quickly from the atmosphere into space.



Chemical properties

Hydrogen is highly flammable. It forms compounds with both metals and non-metals.

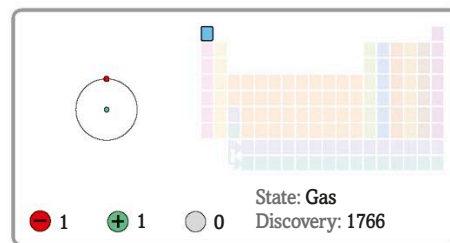


Compounds


The most common hydrogen compound is water. Acids are compounds that contain hydrogen.

1
H

Hydrogen



Forms



The Orion Nebula

This gaseous stellar nursery is giving birth to thousands of stars.



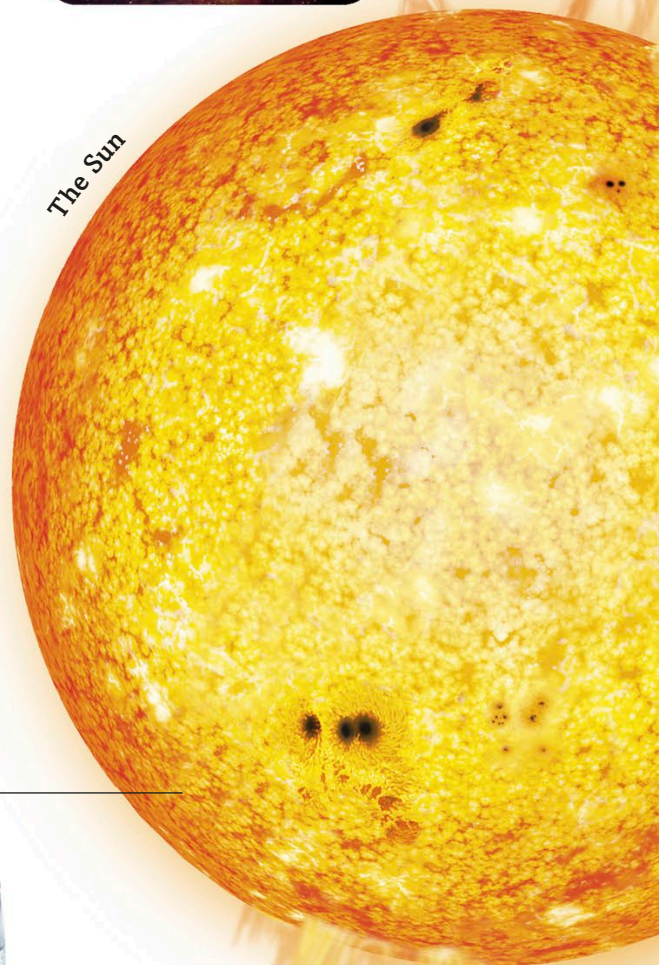
Jupiter

Three quarters of this planet is made up of layers of gaseous and liquid hydrogen.

Water



Each water molecule has two atoms of hydrogen and one of oxygen.



The Sun

The Sun is four-fifths hydrogen.

Hydrogen is the first member of the periodic table because it has the simplest atoms of all elements: they contain just one proton and one electron. Pure hydrogen is a transparent gas. The biggest planets, such as **Jupiter**, are vast balls of hydrogen mixed with

other gases, such as helium and methane. On Earth, hydrogen is commonly found in **water**. Although it is rare in Earth's atmosphere, hydrogen is the most common element in the Universe. Stars, such as the **Sun**, contain large amounts of hydrogen. At the centre of a star, atoms of

Uses



Hydrogen-filled balloon

This balloon can rise high into the atmosphere where sensors gather information about atmospheric pressure, temperature, and wind speed.

Margarine is made of vegetable oils thickened by adding hydrogen.



Margarine



Hydrogen peroxide

This powerful rocket uses 45,460 litres (12,000 gal) of liquid hydrogen as fuel.

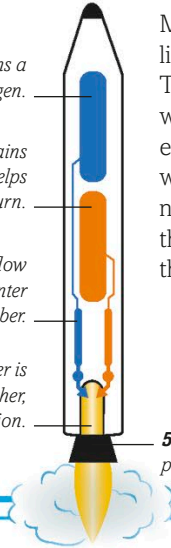
This liquid is used as a cleaner.



Delta IV rocket

HOW ROCKET FUEL WORKS

1. This chamber contains a fuel called liquid hydrogen.
2. This chamber contains liquid oxygen, which helps the hydrogen burn.
3. Pumps control the flow of the liquids as they enter the combustion chamber.
4. The combustion chamber is where the liquids mix together, creating an explosion.




Many space rockets use liquid hydrogen as a fuel. The hydrogen reacts with oxygen to form extremely hot steam, which blasts out of the nozzle. This creates thrust, which pushes the rocket upwards.

5. The nozzle emits hot vapour, pushing the rocket upwards.


The only **waste product** of hydrogen fuel is **steam**.

This powerful explosion was created by fusing hydrogen atoms.



Hydrogen bomb explosion

This energy-efficient bus runs on a fuel cell fed by hydrogen.



Hydrogen-powered bus

this element are fused together, releasing heat and light. New stars form inside **nebulae** – such as the **Orion Nebula**. They are clouds of hydrogen gas that slowly collapse in on themselves. Hydrogen gas is the lightest element of all, and much lighter than air. This is why **hydrogen-filled balloons**

can fly higher than air-filled ones. Supercold liquid hydrogen is used as **rocket** fuel. Atoms of hydrogen fuse together to produce a lot of energy in **hydrogen bomb** explosions. Pure hydrogen is also a clean energy source used to power some **buses** and cars.



Potassium (K)
tarnishes when
exposed to air.

Li																	
Na																	
K																	
Rb																	
Cs																	
Fr																	

Alkali Metals

After hydrogen (H) – which is in a group of its own – the first column of the periodic table contains the alkali metals. This group gets its name from the way the elements react with water. These vigorous reactions always produce acid-attacking compounds called alkalis. None of the alkali metals are ever found in a pure form in nature. The first three metals are common in many minerals, while the last three are rarer.



Atomic structure

The atoms of all alkali metals have just one electron in their outer shell. Alkali metal atoms are among the biggest of all atoms.



Physical properties

These metals are soft enough to be cut with a knife. They are all silvery and very shiny when clean.



Chemical properties

Alkali metals are highly reactive. They form bonds with other elements, giving away their single outer electron.



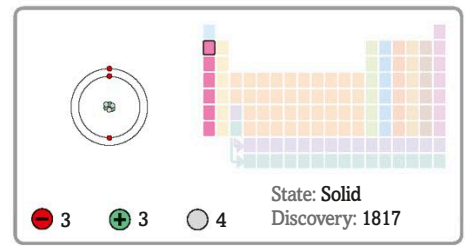
Compounds

These metals react with water to form compounds called hydroxides. They react easily with halogens to form salts, such as sodium chloride.

3


Li

Lithium



Forms

Lepidolite



Purple crystals containing lithium


Bar of pure lithium refined in a laboratory



Shiny pure lithium becomes dull when it is exposed to air.

This water contains tiny amounts of dissolved lithium minerals.

Drinking water




Oyster mushrooms



These mushrooms absorb lithium from the soil.

Pale quartz



Prawn

Prawns and other shellfish absorb lithium from seawater.

Petalite



Grey-white crystals

Lithium is the the lightest of all metals: in fact, it can easily float on water. Pure lithium is very reactive and exists in nature only in minerals, such as **lepidolite** and **petalite**. Many lithium minerals dissolve well in **water**, and the world's seawater

contains millions of tonnes of dissolved lithium. Lithium is found in many foods, such as **mushrooms, prawns**, nuts, and seeds. It also has many everyday applications. Glass composed of lithium is resistant to heat and is used in scientific equipment, such as **mirrors inside**

Uses

Smartphones run on rechargeable batteries that use lithium to store electricity.



Smartphone

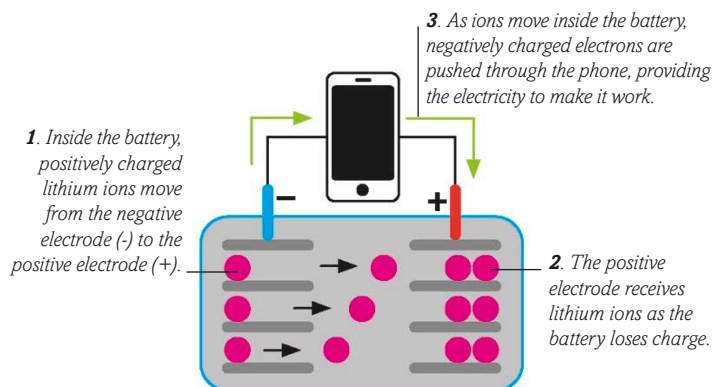


Hale telescope mirror

Lithium added to the glass in this mirror stops the disc warping at extreme temperatures.

LITHIUM-ION BATTERY

Lithium-ion batteries are widely used in digital devices. They store electrical energy to power gadgets and are rechargeable. This diagram shows a device's battery in use; when it is charging, this process is reversed.



Syringe

Lithium-rich grease is used to keep mechanical parts of engines running smoothly, even when hot.

Lithium coating on the inside of some syringes delays the clotting of the blood sample.




Grease

Some artificial teeth contain lithium disilicate, which makes them strong.



Artificial teeth

This air scrubber used lithium hydroxide to purify the air inside the Apollo 13 spacecraft.



Air scrubber

This car runs for at least **64 km (40 miles)** on one charge of its lithium-ion battery.

This charging point can recharge an electric car in one hour.

Electric car

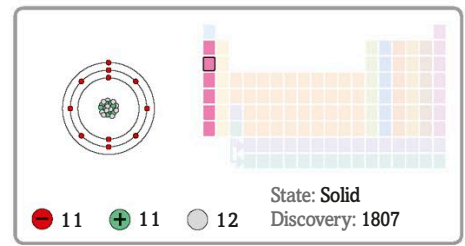


telescopes. The main use for lithium is in rechargeable batteries. Lithium-ion batteries are small but powerful, so they are ideal for **smartphones** and tablet computers. Larger lithium batteries can power **electric cars**, which are less polluting than petrol-powered


ones. A soapy compound called lithium stearate is used to make **grease**, which helps automobile engines run smoothly. This element also forms hard ceramics that are used to produce strong **artificial teeth**. Lithium compounds are used in some medicines as well.

11
Na

Sodium



Forms



Pure halite crystals

This sodium-rich mineral is an example of a zeolite, a mineral with tiny holes that can trap gases.



Clinoptilolite

Soft, shiny metal



Laboratory sample of pure sodium in an airless vial

This glass case holding pure sodium has no air in it, to prevent the metal from reacting with oxygen in air.


Cube-shaped transparent crystals

Sodalite cabochon



Polished gemstone made of the mineral sodalite

The thick, white crust covering this salt flat contains sodium chloride and other salts.



Salar de Uyuni, Bolivia

Everyday salt contains lots of sodium.

Although abundant on Earth, sodium is never found in its pure form naturally: it forms compounds with other elements. Sodium chloride, which also contains chlorine, is the most common sodium compound. It is also known as the mineral

halite, and it is what makes seawater salty. Other sodium minerals include **sodalite**, a soft blue stone that can be shaped and polished. **Pure sodium** is soft enough to be cut with a knife. It reacts with oxygen in the air, forming a compound called sodium oxide, and bursts



Uses



Common salt

Edible salt is made by refining the mineral halite.



Mummy

This mummified body, or mummy, was preserved using sodium compounds.

Sodium fireworks



Bright yellow lights in fireworks get their colour from burning sodium compounds.



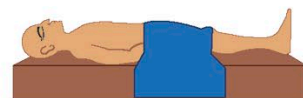
Indigo dye powder

Indigo dyes – often used in blue jeans – contain sodium.

Spraying salt keeps roads free from ice and frost.

MUMMIFICATION

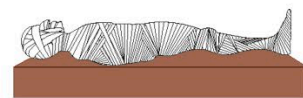
Ancient Egyptians believed in life after death and so preserved the bodies of their dead. A dead body was washed and the organs removed, then crystals of sodium compounds were used to dry it out. Finally, the body was wrapped, which completed the process of mummification.



1. Organs, such as the stomach and lungs, were removed from the dead body.




2. Sodium compounds were spread over the body to dry it.



3. The body was wrapped in cloth to mummify it.

This tube glows bright yellow-orange when sodium gas is electrified.



Sodium gas lamp

Cats were sacred in ancient Egypt, so their bodies were mummified.

Bar of soap




Some soaps contain sodium hydroxide.

Baking soda



Odourless white powder



De-icing

into flames when in contact with water. Sodium compounds in **fireworks** burn with a yellow-orange colour. In ancient Egypt, crystals of sodium compounds were used to preserve dead bodies as **mummies**. Another useful compound is sodium bicarbonate, or **baking soda**, which makes dough

rise by releasing bubbles of carbon dioxide. When refined, sodium chloride, or **common salt**, has several uses. It makes ice melt so it is used in salty grit added to slippery, frozen roads. This helps **de-ice** them to make them safer. It is also an important seasoning for meals.



SALT FLATS Hundreds of artificial ponds dot the hillside near the small town of Maras, high in the Andes of Peru. The ponds fill with water from a stream that runs down from the nearby mountains. In the sunshine, the water evaporates, leaving behind a thick salt crust that can be collected. The people of Maras have been gathering salt in this way for at least 500 years.



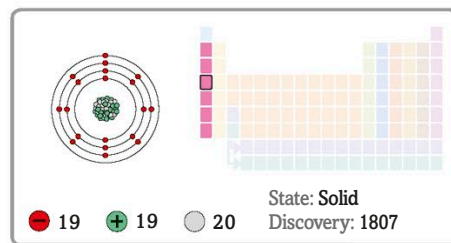
The salt forms part of rocks deep underground before it is dissolved by the stream and flows into the pools. Evaporation can also be used to collect salt from seawater or other salty water sources (known as brines). Today, however, most of the world's salt comes from underground mines containing thick layers of salt that are a result of

ancient seas drying out. Over millions of years, that dry salt has become buried under dense layers of rocks. This so-called "rock salt" is sometimes unearthed using excavators. At other mines, it is washed out by piping in warm water, which dissolves the salt. The brine is then pumped up to the surface for evaporation.

19

K

Potassium



Forms




Potash

This mineral is rich in potassium chloride.

This glass case holding pure potassium has no air in it, preventing the metal from reacting with oxygen in air.

Laboratory sample of pure potassium in an airless vial



Soft and shiny solid

The yellow and green colour comes from impurities.



This mineral contains potassium chloride, which gives it a salty taste.

Sylvite



Potassium was first found in the dust of burnt plants. It was discovered by Sir Humphry Davy when he experimented with **potash** – a mixture of substances made from the ash of burnt plants soaked in water. The name potassium comes from potash but the

element's chemical symbol, K, is taken from *kalium*, a Latin word for "ash". Potassium is never found pure in nature, but is present in minerals such as **apthitalite** and **sylvite**. Potassium is vital for the human body, helping muscles and nerves work properly. For this, we rely on




Aphthitalite

Uses



Soda water

This salt contains potassium chloride, which helps lower blood pressure.



Potassium salt

Soda water contains potassium compounds for added flavour.

Potassium solutions are used to hydrate patients.



Saline drip



Banana

Potassium-rich food

Avocado

Sweet potato



Gunpowder

This explosive mixture contains powdered potassium nitrate.



Rebreather

This cylinder contains a compound called potassium superoxide.

This soap contains potassium hydroxide, which is a cleaning agent.



Liquid soap



Potassium-rich fertilizer is easily absorbed by the soil and boosts plant growth.

Fertilizer



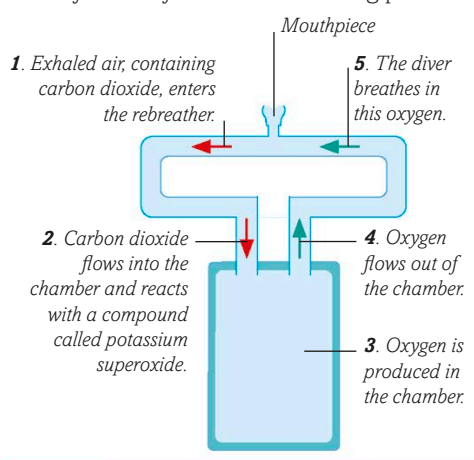
Toughened glass screen

This strengthened glass sheet contains potassium nitrate.



REBREATHER

A rebreather is a machine used by expert divers so they can stay underwater for long periods.

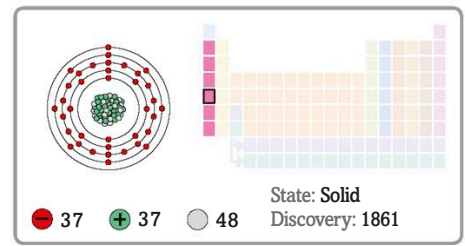


potassium-rich food, such as bananas, root vegetables, and avocados, which contain potassium chloride. In tiny amounts, this compound can enhance flavours, as it does in **soda water**. It is also a healthy alternative to sodium chloride, or common salt, and an

important ingredient in **saline drips** for rehydrating patients who are seriously ill. Potassium nitrate is a compound of potassium, oxygen, and nitrogen, and is found in **gunpowder** and **toughened glass screens** for mobile phones.

37
Rb

Rubidium



Forms



Laboratory sample of pure rubidium in an airtight vial

Pale, waxy mineral

Leucite



This soft mineral contains up to 3.5% rubidium.



Lepidolite

Rubidium makes up only about **1 per cent** of this mineral.

Pollucite



This glass case contains pure rubidium, preventing it from coming into contact with air and catching fire.

This ore contains caesium and rubidium.

Rubidium was named after the Latin word *rubidius*, meaning “deepest red”. This refers to the red-coloured flame it produces when burned. This highly reactive element ignites on contact with air. On contact with water, it reacts vigorously, producing hydrogen gas and a lot of

heat. Rubidium is not often concentrated in particular minerals, but instead is spread in small amounts through a wide range of minerals, such as **leucite** and **pollucite**. The pure metal is sourced mainly from the mineral **lepidolite**. Another mineral called rubicline has even more

Uses

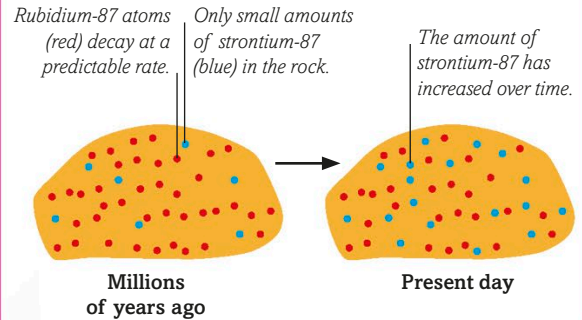


These lenses contain rubidium, which aids night vision.

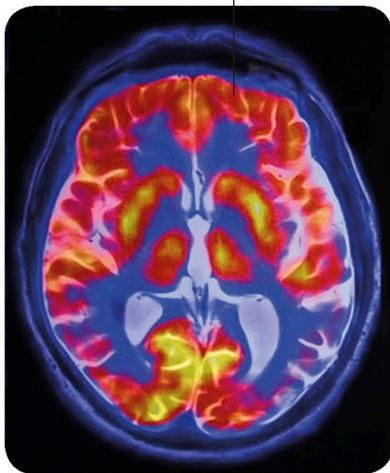
Night-vision goggles

RUBIDIUM-STRONTIUM DATING

About a quarter of all rubidium atoms are radioactive. Slowly over time, they break down into strontium atoms. Comparing the amounts of these elements in a rock shows when that mineral was formed. Older rocks have less rubidium and more strontium in them.



The structure of the brain can be seen clearly because of the use of radioactive rubidium.



PET scan

This sensitive device detects light by using a rubidium compound.

Photomultiplier




Fireworks

This purple colour comes from burning a nitrogen rubidium compound.

Electricity cables are hung from these rubidium-rich insulators.



Ceramic insulator



Magnetometer

This device from the early 20th century used rubidium to measure the strength of magnetic fields.

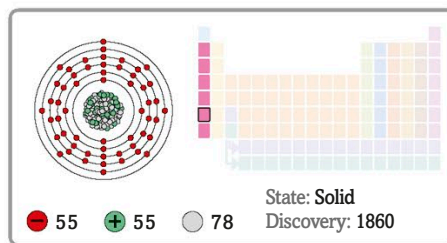
rubidium in it but is very rare. Rubidium atoms are sensitive to light and can be used in photoelectric cells (devices that convert light energy into electricity) and **night-vision equipment**. This element has radioactive forms, which can be used to measure the age of rocks. When injected into a

patient's body, rubidium targets tumours, which show up clearly on **PET (positron emission tomography) scans**. Rubidium is also used by light-sensitive electronics called **photomultipliers**, and in making **insulators** for high-voltage cables and some special types of glass.

55

Cs


Caesium



Forms

The crystals of this mineral are used in jewellery.

Pollucite



Shiny, silver-gold metal

Laboratory sample of pure caesium in an airless vial

Sealed glass tube



Uses

This highly accurate clock is also called a caesium clock.



Atomic clock



KIRCHHOFF AND BUNSEN

Caesium was discovered in 1860 by German scientists Robert Bunsen and Gustav Kirchhoff. They burned a sample of mineral water on a burner, which split the flame's light into individual colours. One of them was a distinctive light blue, which came from caesium.



Gustav Kirchhoff (left) and Robert Bunsen (right)



High-density caesium compounds in this fluid stop toxic gases rising to the surface.

Drilling fluid

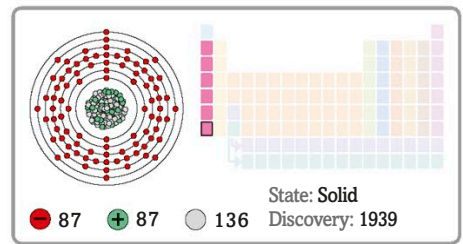
As the most reactive metal on Earth, caesium explodes into flames if in contact with air or water. Therefore, pure caesium, is stored in a sealed glass tube from which all the air has been sucked out. This element is rare, and most of it is extracted from the mineral **pollucite**. Its name

means "sky blue" and refers to the colour of caesium's flame when burning. Caesium is used in **atomic clocks**, which measure time down to a billionth of a second. These clocks are so accurate that they would gain or lose no more than one second every 300 years.

87

Fr

Francium



Thorite



This mineral was discovered in 1828 in Norway.



MARGUERITE PEREY



The French chemist Marguerite Perey discovered francium in 1939 while studying the way a pure sample of another radioactive metal – actinium – decayed. She found that actinium broke down to form thorium and a previously unknown element. She named this element francium after her home country.

The dark crust is a uranium mineral that holds tiny amounts of francium.

Earth's rocks have **one** francium **atom** for every million trillion uranium atoms.

Uraninite



Francium is the rarest natural element on Earth. Scientists think there may be just 30 g (1.1 oz) of francium in Earth's rocks. Francium atoms are created when radioactive elements break down. Francium can be extracted from radioactive ores such as

thorite and **uraninite**, both of which contain tiny amounts of this element. Even so, to date the largest sample of the metal made contained only 300,000 atoms, and lasted only a few days. Francium has no known uses outside of research.



**Barium (Ba)
crystals turn
black in air.**

	Be																		
	Mg																		
	Ca																		
	Sr																		
	Ba																		
	Ra																		

Alkaline Earth Metals

This group is a collection of reactive metals that were discovered as compounds inside common minerals in Earth’s crust. Most of these minerals – known in the past as “earths” – are alkaline (alkali-producing), and this is how the group got its name. All alkaline earth metals were first purified in the 19th century.



Atomic structure

The alkaline earth metals have two electrons in their outermost electron shell. Radium (Ra) is the most radioactive member.



Physical properties

All members of this group are soft and shiny when pure. They are solid at room temperature.



Chemical properties

These metals are similar to the alkali metals, but not as reactive. Except for beryllium (Be), all alkaline earth metals react with hot water or steam.



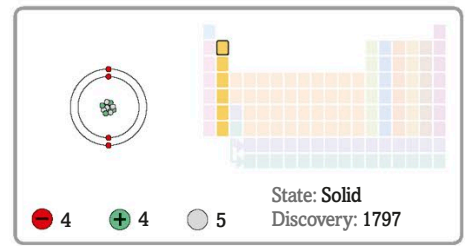
Compounds

These elements form compounds with non-metals by losing their outermost electrons. Several compounds are found in teeth and bones.

4

Be

Beryllium



Forms

This mineral can also be brown, green, or orange.



Chrysoberyl



Aquamarine

These crystals have this pale blue colour due to iron impurities.

Laboratory sample of pure beryllium



Lightweight metal

Beryllium is found in more than **30 kinds of mineral.**

This widely used element gets its name from the Greek word *beryllos*, after which the mineral **beryl** is also named. Beryllium is the lightest of the alkaline earth metals, but it does not share many of the group's properties. For example, it does not react with water and is

much harder than the other metals in its group. Two common beryllium minerals are **chrysoberyl** and **beryl**. Beryl has different forms, such as **aquamarine** and **emerald**. Beryllium is useful in many ways. For example, some military **helicopters** use windows made

Uses

Apache attack helicopter



Beryllium alloy window

Fire sprinkler




This seal made of a beryllium-nickel alloy is strong enough to stop high-pressure water supply leaking through.



These beryllium mirror segments will not contract in the cold of space.

James Webb Space Telescope

This airbag is triggered by a sensor that contains beryllium.




Airbag


LOUIS NICOLAS VAUQUELIN




Beryllium was discovered in 1798 by the French chemist Louis Nicolas Vauquelin. He extracted the pure metal from emerald, which is a valuable green form of the mineral beryl. He had already discovered the element chromium, which is also found in emerald and gives it its green colour.



This beryllium pipe delivers beams of protons into this device.



ATLAS, a device at the Large Hadron Collider, CERN, Switzerland



Brake disc

This beryllium disc can withstand higher temperatures than a disc made of aluminium.

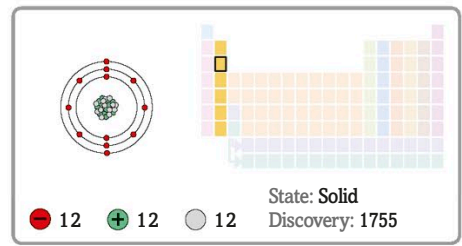
of beryllium-rich glass to shield optical sensors to aid pilots flying at night or through fog. Objects made of this metal keep their shape well and hardly expand or contract if the temperature changes. This makes beryllium useful in valves for **fire sprinklers** and car

sensors that trigger **airbags**. NASA's **James Webb Space Telescope** will use a large beryllium mirror that is light and strong. Beryllium is also used to make **brake discs** for racing cars. Alloys of beryllium and copper are used in springs as well.

12

Mg

Magnesium



Alkaline Earth Metals

Forms

This green, magnesium-rich mineral forms deep underground.



Feather-like appearance

Shiny, grey crystallized form

Laboratory sample of pure magnesium



Magnesium has **22 known isotopes.**



This ore is a natural form of magnesium carbonate.

Magnesium was named after Magnesia in Greece. This element largely exists deep inside Earth's mantle, but it can also be found in seawater and many minerals in our planet's crust, including **serpentine**. Another mineral, **dolomite**, is also a source of **pure magnesium**.

Magnesium has many important applications. Alloys of magnesium are not only strong, but also lightweight, so are used in a range of objects, from **car wheels** to **cameras**. For centuries, many naturally occurring magnesium minerals have been used in traditional medicines.



Uses



Alloy wheel

Magnesium alloy makes this wheel strong and shiny.

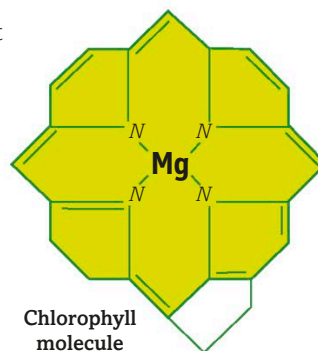


Digital camera

The magnesium alloy body of this camera is lightweight and will not rust.

MAGNESIUM IN CHLOROPHYLL

Chlorophyll is an important molecule in plants and is what makes them green. At its centre sits a magnesium atom, which helps plants convert sunlight into energy in a process called photosynthesis.



Epsom salts



Crystals containing magnesium sulfate are added to warm water for a soothing bath.

This powder makes skin smooth and soft.



Talcum powder



Milk of magnesia

This indigestion medicine is a mixture of water and magnesium carbonate.

White lights from burning magnesium compounds



Magnesium fireworks

Portland cement

This widely used cement contains powdered magnesium oxide.



The magnesium alloy case of this laptop is strong but lightweight.

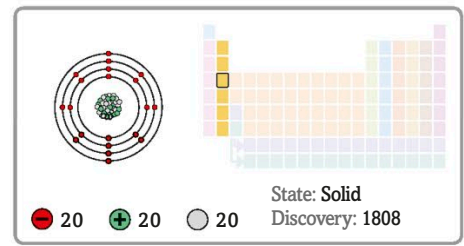
Laptop

Magnesium carbonate, or **magnesia**, reacts with acid in the stomach to settle indigestion. Heating magnesia produces magnesium oxide, which is one of the ingredients in **cement**. Magnesium compounds are also used in **fireworks**, and they burn hot with a white

flame. Salts composed of magnesium, called **Epsom salts**, named after the place in England where they were first mined, work as a muscle relaxant. Magnesium silicate, known as **talc**, is a soft mineral used in body powders.

20
Ca

Calcium



Forms



This crystal has a shiny surface.

Calcite

Large, fang-like crystals

**Aragonite**

These column-shaped crystals contain calcium carbonate.

Bones are hardened by calcium phosphate.

**Snake skeleton**

This pure metal is soft enough to cut with a knife.

Crystals of pure calcium refined in a laboratory

The most abundant metal in the human body, calcium is also the fifth most common element on Earth. It appears in many minerals: **calcite** and **aragonite** are made of a compound of calcium and carbon called calcium carbonate. Bones in animal **skeletons**

contain the compound calcium phosphate. The hard, outer layers of many other animals, such as the **shells** of sea snails, are made of calcium carbonate. Calcium is very important in our diet. We get calcium by eating **calcium-rich food**, including dairy products, green



Uses

This tablet contains calcium carbonate, which is an alkali – a substance that balances out acids.

Antacid tablets



An adult human contains about **1 kg (2 lb)** of calcium in the body.

Shells of sea snails are hardened by calcium carbonate absorbed from sea water.

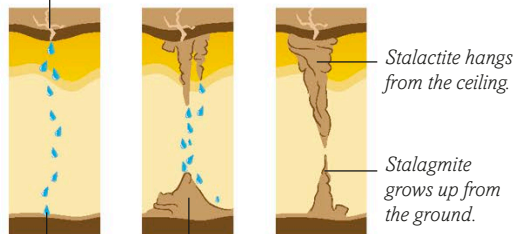


Sea shell

CALCIUM CAVES

As running water flows into caves, it deposits calcium carbonate. These deposits build up to form structures called stalactites and stalagmites.

Water with dissolved calcium carbonate flows through a crack and into the cave.



Water drips onto the ground.

Over time, calcium carbonate starts to build up on the ground and ceiling.

Stalactite hangs from the ceiling.

Stalagmite grows up from the ground.

Plaster cast




This plaster of Paris cast hardens when dry, supporting broken bones.

Writing chalk



These chalks contain calcium sulfate.


The Sphinx, Egypt



This statue is made of limestone, a natural rock containing calcium carbonate.

Marble forms when limestone comes under high temperature and pressure.

Marble statue



Calcium-rich food

Milk



Broccoli



Orange



Oranges are also a good source of calcium, and most orange juices have extra calcium added to them. **Antacid tablets**, used to settle indigestion, contain calcium carbonate. This compound reacts with acid in the stomach. Calcium compounds are also common in

construction materials. Plasterboard, which is used to make walls smooth, **writing chalk**, and **Plaster of Paris** are all made from the mineral gypsum. Calcium oxide is an important ingredient in cement and helps turn it into hard concrete.



FLY GEYSER The multicoloured Fly Geyser in the Black Rock Desert of Nevada, USA, is made from a mound of calcium carbonate rock. Such mounds and pools are made naturally in many other places where springs gush out warm, calcium-rich waters. The amazing colours of the rocks are caused by algae and bacteria that live in this water.



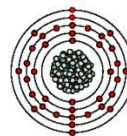
Fly Geyser is not a natural wonder. It was made by accident in 1964 when engineers were drilling a well to find a source of hot water. They did find a small reservoir of water that is heated by volcanic activity deep beneath the surface, but they chose to cap the well and look elsewhere. Eventually,

the hot water broke through, creating a natural fountain, or geyser. Over the decades, the calcium deposits have slowly built up. The central mound is now 1.5 m (5 ft) tall and nearly 4 m (13 ft) wide. The scalding water that gushes out can reach a height of 1.5 m (5ft).

38

Sr

Strontium



● 38

● 38

● 50

State: Solid

Discovery: 1790

Forms

Strontianite



Soft, brittle
crystals

This grey metal
turns yellow in air.

Crystals of pure strontium
refined in a laboratory



Some paints
containing
strontium absorb
light during the day,
**glowing
at night.**

Celestine



This mineral
is found in some
microorganisms.

Strontium was discovered in 1791 in a mineral found near the Scottish village of **Strontian**. The mineral burned with a bright crimson flame, and Scottish chemist Thomas Charles Hope studied it and found that it contained a new element. This mineral

was called **strontianite**, and it is the main ore of strontium. **Pure strontium** was first extracted by British chemist Humphry Davy in 1808, who conducted an experiment using electricity to obtain the element from the mineral. Strontium was once used in television screens, but today

Uses

Glazed ceramic



The bowl's smooth finish is due to strontium oxide.



Navigation buoy

Lights in unmanned buoys can be powered by radioactive strontium.

Loudspeaker



Strontium compounds in some toothpastes provide relief from pain.

Magnets inside this loudspeaker contain strontium.

Strontium burns in air with a bright red colour.

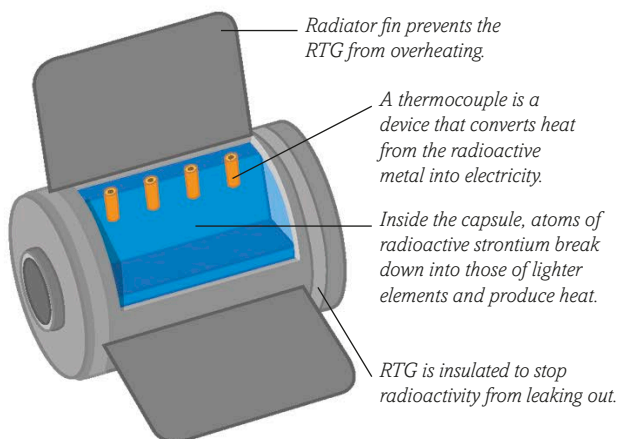


Flare



GENERATING ELECTRICITY

A radioactive form of strontium, called an isotope, can be used to produce electricity. A radioisotopic thermoelectrical generator (RTG) converts heat from the element into electricity for use in spacecraft.



Toothpaste for sensitive teeth

Unmanned radar stations run on electricity produced using a form of strontium called strontium-90.

Weather radar station



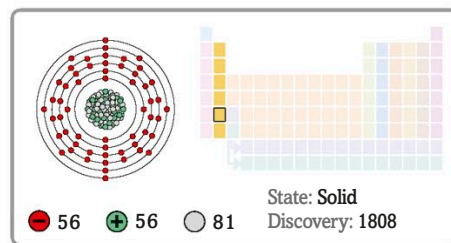
there are fewer uses for it. Strontium oxide in pottery and **ceramic** glazes creates distinctive colours, while strontium carbonate produces a red colour in **flares** and fireworks. Magnets that contain iron oxide can be made stronger by adding strontium to them. These strong magnets

are used in **loudspeakers** and microwave ovens. Strontium chloride is added to some kinds of **toothpaste**, while radioactive strontium is a source of electricity for **radar stations** in remote places where there are no power lines or fuel supplies.

56

Ba

Barium



Forms

This mineral is used to make ceramic glazes.

Witherite



Farmers used witherite as **rat poison** until the 18th century.

This soft metal has a light, golden shine.



A grey layer of tarnish forms when the metal comes into contact with air.

Desert rose



Petal-like shapes form in the desert when sand mixes with barite or with gypsum.

Benitoite



These glassy, blue crystals contain barium and titanium.

Barium is named after the Greek word *barys*, which means “heavy”, because **barium** and its minerals are dense. The **pure form** of this element was first discovered in 1808 by the English chemist Humphry Davy, who extracted it from an oxide of barium. This

does not exist in nature. Davy obtained it by heating the mineral **witherite**. Today, the main source of barium is barite, a mineral of sulfur that forms in deserts and in rock deposits that come into contact with hot water. A rarer mineral called **benitoite** also contains barium. The



Uses



Spark plug

This plug contains an alloy of barium and nickel.



Glass-making


This glass can be made shinier by adding barium oxide and barium carbonate.

This pot is made from clay that is rich in barium.



Jasperware pot

The barium in the metallic strip absorbs gases in the tube, maintaining a vacuum.



Vacuum tube

The intestine is filled with a barium solution.

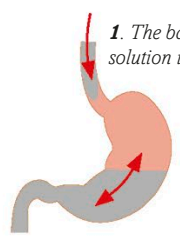


X-ray scan



BARIUM SOLUTION

Barium is used in a medical test for checking a patient's digestive tract for problems. In this test, a patient swallows a barium liquid solution, which fills the organs in the digestive tract.



1. The barium solution is ingested.

2. The solution enters the stomach and begins to fill it.



3. Under an X-ray scan, the barium-filled stomach shows up clearly.



Laboratory sample of pure barium crystals



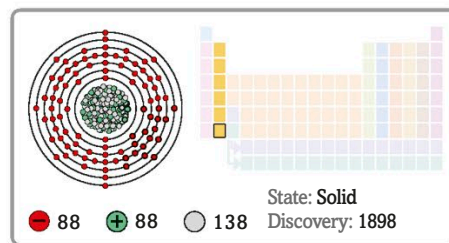
element is used in **spark plugs** to make them produce more powerful sparks and is added to **glass** to increase its shine. Barium compounds are added to some types of clay used for making **pots** and vases. In oil wells, barium compounds are added to drilling fluids to increase their

density. Doctors make use of barium's density by giving patients a solution of barium compound to swallow, before taking **X-rays** of their digestive system. The barium makes the soft digestive organs denser, allowing them to be seen clearly with an X-ray machine.

88


Ra

Radium



Forms

Chunk of uraninite



This ore contains just 0.7 g (0.02 oz) of radium in every 1,000 kg (2,205 lb) of rock.

In **100 years** time, only 4% of the radium atoms in this watch would have broken down.

Radium is the only radioactive member of the alkaline earth metals. It is also the rarest element in this group, and forms in small amounts when the atoms of more common metals – such as uranium and thorium – break down. Radium atoms do not survive for long,

with most of them quickly decaying into radon, a radioactive noble gas. This element is highly dangerous and is rarely used today. However, in the early 20th century, radium compounds were in common use. Luminous paints, like those used to make **watch dials**

Uses



The radium paint in this clock makes the numbers glow green-blue in the dark.



PIERRE AND MARIE CURIE

Radium was discovered in 1898 by Marie and Pierre Curie. They found that uranium ores produced more radioactivity than expected from samples of uranium. They realized another radioactive metal was present and named it radium.



This vial contains a liquid called radium chloride.

Vials for radium treatment

Pocket watch with a luminous dial

This machine from the early 20th century mixed radium into water, which was thought to make it healthier to drink.




Radium emanator

Cosmetics



Skin lotions containing radium were common in the 1920s.



Radium face powder was once thought to be good for the skin.

glow in the dark, were created using radium. People working with this paint often became ill, especially with cancer, because the radiation produced by radium damages DNA. Nevertheless, until the 1940s, many people thought radium's radioactivity made them

stronger, not weaker. They injected themselves with **vials containing a radium compound**, believing it gave them an energy boost. They also thought that creams and **cosmetics** with radium in them made the skin healthier, even though they did exactly the opposite.



**Oddly shaped
piece of pure
cobalt (Co).**

		Sc	Ti	V	Cr	Mn	Fe	Co	Ni	Cu	Zn								
		Y	Zr	Nb	Mo	Tc	Ru	Rh	Pd	Ag	Cd								
			Hf	Ta	W	Re	Os	Ir	Pt	Au	Hg								
			Rf	Db	Sg	Bh	Hs	Mt	Ds	Rg	Cn								

Transition Metals

This is the largest set of elements in the periodic table. This block of metals contains useful elements, such as gold (Au), iron (Fe), and copper (Cu). Many of these metals are easy to shape. The fourth period of the block – from rutherfordium (Rf) to copernicium (Cn) – are artificial and do not occur in nature. They were created by scientists in laboratories.



Atomic structure

Most transition metals have two outer electrons, but a few, such as copper (Cu), have just one.



Physical properties

These elements are generally hard and dense metals. Mercury (Hg), the only element that is liquid at room temperature, also belongs to this group.



Chemical properties

Transition metals are not as reactive as alkali and alkaline earth metals. However, they form many varied and colourful compounds.



Compounds

Many compounds of transition metals are brightly coloured. These metals are often used in alloys, such as brass and steel.




21
Sc

Scandium

State: Solid
Discovery: 1879

● 21 ● + 21 ● 24

Forms



Uses



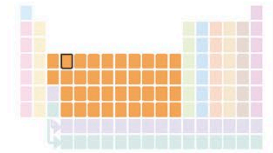
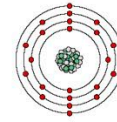
A soft and lightweight metal, scandium is similar to aluminium. It is spread so thinly in Earth's rocks that it is very difficult to collect a large amount of this element. Scandium is only used for specialist applications. Its main ores are the minerals **gadolinite** and **euxenite**, which

also contain small amounts of many other rare metals, such as cerium and yttrium. Scandium mixed with aluminium makes a strong alloy, which is used in lightweight equipment for sports, such as **lacrosse**, and to make high-speed jets, such as the **MiG-29**.

22

Ti

Titanium



● 22

● 22

● 26

State: Solid

Discovery: 1791


Forms

This grey, cubic crystal is made of the compound calcium titanium oxide.



Perovskite

This large, deep red crystal of brookite contains titanium dioxide.



Brookite

This metal's shine fades to grey when exposed to air.

These are crystals of the mineral albite.



Laboratory sample of pure titanium

Uses

The titanium plate placed inside acts as a shield.



Body armour

This titanium joint can replace damaged bone in body.



Artificial hip joint

Sunscreen



The titanium dioxide in this sunscreen blocks damaging ultraviolet (UV) radiation in sunlight.

Drill bit



This watch casing is made of a titanium alloy.



Wristwatch

This drill bit is hardened with a coating of titanium nitride.

This titanium frame is lightweight but strong.



Roller blades

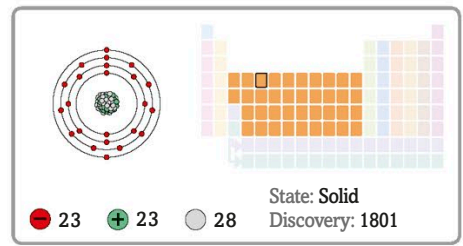
Named after the Titans, a race of mythic Greek gods, titanium is a silvery metal. It is as strong as steel but much lighter, and it is not corroded by water or chemicals. This strong metal also makes excellent protective shields in **body armour**. Titanium is commonly used

to prepare titanium dioxide, a compound of titanium and oxygen that is used in paints and **sunscreen**. Titanium is not toxic so it can be used to make medical implants, such as artificial **hip joints**. **Wristwatches** made with titanium alloys are light and strong.

23

V

Vanadium



Transition Metals

Forms



Silvery surface



Uses



About **85% of all vanadium** is used to toughen steel.

This knife has been strengthened by the addition of vanadium.

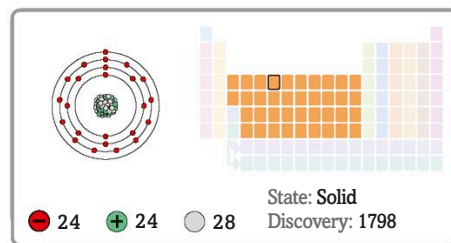


Vanadium can be hammered and stretched without breaking. This hard, strong metal is easy to shape. **Vanadium** was first **purified** in 1869 by the British chemist Henry Roscoe. Today, it is commonly extracted from its ore **vanadinite**. Ancient metalworkers used tiny


amounts of vanadium compounds to make a very tough substance called **Damascus Steel**. This was named after the capital city of Syria, where ironworkers made the world's sharpest swords. Vanadium is still used to toughen tools, such as **spanners** and knives.

24
Cr

Chromium



Forms




Chromite

Chromite is dark grey to brown in colour.


These large red crystals contain chromium and lead.

Crocoite



This metal stays shiny even when exposed to air and water.


Laboratory sample of pure chromium



Uses

This grater can resist corrosion because it contains chromium.

Stainless steel kitchenware



Ruby



This red colour is due to the presence of tiny amounts of chromium oxide in the crystal.

The chromium plating protects this motorbike from rusting.

Motorcycle

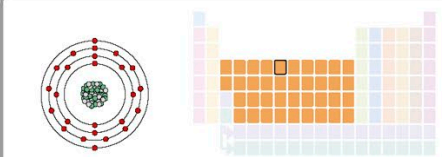


Chromium is named after *chroma*, the Greek word for “colour”. Many minerals of chromium, including **chromite** and **crocoite**, are brightly coloured. An artificial form of crocoite, known as “chrome yellow”, was once used in paints, but it was banned when scientists discovered it to be

poisonous. **Pure chromium** doesn't corrode easily, so it is combined with iron and carbon to produce **stainless steel**. Chromium also gives gemstones, such as **rubies**, their deep-red colour. Some **motorcycles** have chromium-plated bodywork, giving them a shiny finish.

25
Mn

Manganese



State: Solid
Discovery: 1774

● 25 ● 25 ● 30

Forms

Transparent, rose-coloured crystal



Rhodochrosite

Manganese was **purified** from **pyrolusite** for the first time in 1774.

Shiny, silvery metal



Pyrolusite

This mineral is made of manganese dioxide.

Like magnesium, this element gets its name from the Greek region of **Magnesia**. There are many manganese minerals, including the colourful mineral **rhodochrosite**. The pure form of the metal is obtained mainly from the ore **pyrolusite**. **Pure manganese** is dense,

hard, and brittle. This element is present in seawater as the compounds manganese hydroxide and manganese oxide, which have built up in layers over millions of years to form masses on the sea bed. The human body needs a tiny amount of manganese, which we can get



Pineapple

Oats

Mussel

Hazelnut

Manganese-rich food




Laboratory sample of pure manganese

Uses




This US coin from World War II was made using manganese and silver because nickel was in short supply.



Railway tracks

These steel tracks have manganese added to them to make them stronger.




Dry cell battery

This battery contains manganese dioxide.



Unleaded petrol

This petrol contains a manganese compound, which is less toxic than lead.



Lascaux cave paintings, France

The black colour comes from manganese dioxide.



Purple glass bottle

This glass is coloured by adding a manganese compound called permanganate.



JOHAN GOTTLIEB GAHN

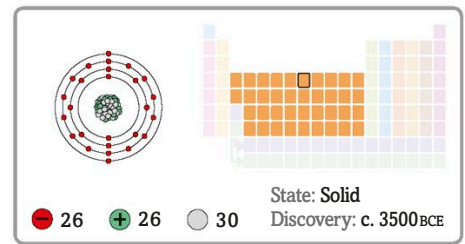
In 1774, Swedish chemist Johan Gottlieb Gahn discovered manganese by reacting manganese dioxide with charcoal – which contains carbon – under a lot of heat. The carbon took the oxygen away from the compound, leaving behind pure manganese.




from mussels, nuts, oats, and pineapples. The applications of manganese include its use in strengthening steel, which is used in making **railway tracks** and tank armour. Certain **dry cell batteries** carry a mixture containing manganese oxide. Manganese compounds

are also added to **petrol** and used to clean impurities from **glass** to make it clear or to give it a purple colour. In prehistoric times, the compound manganese dioxide was crushed to make the dark colours used in **cave paintings**.

Iron




Forms



Cube-shaped crystal

This mineral is a compound of iron and sulfur.

Spinach leaves provide not only iron but other important elements, such as potassium, calcium, and manganese.



Pure iron is a brittle metal that can shatter easily.

Iron is the **most common metal** on our planet.



Chunk of pure iron refined in a laboratory



Blood contains almost 70% of the iron in the human body.



Most of the iron on our planet is locked away in Earth's hot, molten core. This element is widely found in rocks worldwide, and almost 2.5 billion tonnes of iron is purified every year. Mineral ores rich in iron include **pyrite**. Other ores, including haematite, are used to extract

pure iron in a process called smelting. **Iron-rich meteorites** – chunks of rock from outer space that crash to Earth – are one of very few sources of naturally pure iron. The human body uses iron to make haemoglobin, a substance in blood that carries oxygen around our body (oxygen helps

Uses

Chrysler Building, New York City, USA



Nuts and bolts

This fastener is made of strong steel.



Tractor


This steel body resists rusting.



Steel wool

Thin wires of steel are used to clean hard surfaces.

These tall structures are made from stiff steel girders.



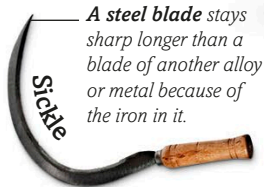
Transmission towers

Stainless steel is quite resistant to rain and wind.



Cast iron pot

This iron pot retains heat well while cooking.



Sickle

A steel blade stays sharp longer than a blade of another alloy or metal because of the iron in it.

These small grains of pure iron are magnetic and are attracted to the end of a magnet.



Iron filings and magnet

SMELTING


1. Iron ore and coal are added to the furnace.

2. Hot air is added here to raise the temperature.

3. Impurities float on the pure metal, then released.

Pure iron is separated from its ores in a process called smelting. During this process, iron reacts with carbon in coal at a high temperature. As the mixture burns, the carbon takes the impurities out of the ore, leaving behind a layer of pure iron.

4. Pure iron sinks to the bottom, then removed.



our cells produce energy for the body to work). Foods containing iron include meats and green vegetables, such as **spinach**. When pure iron comes into contact with air and water, it develops a flaky, reddish-brown coating called rust, which weakens the metal. In order to make iron tougher,

tiny amounts of carbon and other metals, such as nickel and titanium, are added to it. This forms an alloy called steel, which is used to make **bolts** and strong **tractor** bodies, among other applications. Adding the element chromium to steel creates a stronger alloy called stainless steel.



STEELMAKING A stream of red-hot, liquid metal pours from a furnace at a steelmaking workshop. This is the end of a long process in which iron ore is transformed into steel, a tough alloy that is strong enough to make girders for supporting skyscrapers and bridges. The steel may even be moulded into car bodies, woven into superstrong cables for elevators, or turned into powerful magnets that can levitate maglev trains.

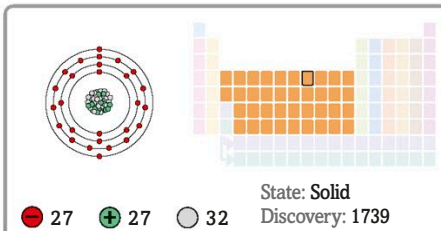


Steel is an alloy of iron that contains about two per cent carbon and some other elements. The carbon locks all the atoms together and prevents the metal from cracking. This makes steel harder than iron: it bends before it breaks and doesn't shatter easily. To make steel, iron ore is smelted in a blast furnace to remove its impurities,

such as nitrogen, sulfur, or phosphorus. Other elements can be added to create different varieties of steel. For example, chromium in steel stops it from rusting, while manganese makes it harder. Adding silicon to steel can make the alloy more magnetic, while nickel makes it less brittle at extremely low temperatures.

27
Co

Cobalt



State: Solid
Discovery: 1739

Forms

The distinctive purplish colour gives it the nickname "red cobalt".




Discs of pure cobalt refined in a laboratory



This shiny metal is fairly hard.

Cobaltite



These cubic crystals contain a sulfur compound of cobalt.

This silvery mineral smells like garlic when crushed due to the presence of arsenic.

Skutterudite



Medieval German miners often mistook ores of cobalt for precious metals. When they tried to purify these, the arsenic gas released made them sick. This unwanted side-effect led to the name *kobold*, which is German for "goblin", a mischievous spirit.

Pure cobalt is hard and shiny, and is added to steel and other alloys to make them stronger. Alloys containing cobalt are used in the blades of **jet engines** and in **artificial joints**, such as hip and knee joints. Cobalt is one of the few elements


Uses

Artificial hip joint


This part of the joint is screwed into the hip bone.

Tough and lightweight artificial joints can be made from an alloy of cobalt and chromium.

These blades made of a cobalt alloy stay hard even when very hot.



Jet engine turbine



Permanent magnet

This magnet can work at temperatures as high as 800°C (1,400°F).

Cobalt blue paints have been in use **since 3000 BCE.**



This blue glass is manufactured using cobalt compounds.

Tiffany lamp

This intense colour does not fade easily over time or upon exposure to light.



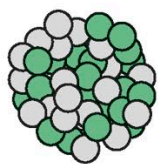
Cobalt blue paint



FORMING AN ISOTOPE

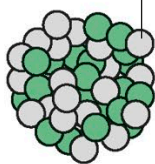
Cobalt-60 is an isotope, or form, of this element. It is created artificially in nuclear reactors. Because of its radioactivity, it is useful in some cancer treatments.

A neutron is fired at the cobalt-59 nucleus.




Cobalt-59 is a stable atom with 59 neutrons.

Added neutron



Cobalt-60 is a radioactive atom with 60 neutrons.

This symbol shows that this fruit has been treated with radioactive cobalt-60.



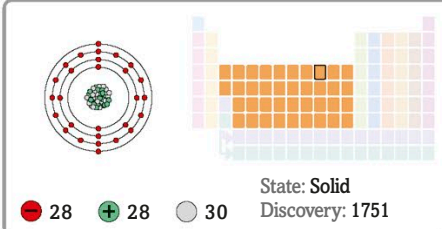
Irradiated food

that can be used to make a permanent magnet. Large **permanent magnets** are made from a tough alloy of cobalt, nickel, and aluminium, called alnico. A radioactive form of cobalt, called cobalt-60, is produced in nuclear reactors. This form is widely

employed to **irradiate food**, a process by which food is exposed to a tiny dose of radiation to kill harmful germs. Cobalt can also produce a deep shade of blue: **cobalt blue paints** and dyes are formed by reacting aluminium with cobalt oxide.

28
Ni

Nickel



State: Solid
Discovery: 1751

● 28 ● + 28 ● 30

Forms



Garnierite

This green colour comes from the presence of nickel.




Pentlandite

This reddish mineral is made of iron and nickel sulfide.



Nickeline

This nickel ore also contains arsenic.



Pure nickel balls refined in a laboratory

These silvery white metal pellets have a yellowish tinge.

Nickel is named after Old Nick, a demonic spirit from Christian lore that was believed to live underground. In the 18th century, German miners mistook a poisonous nickel mineral, now known as **nickeline**, for a copper ore. When this mineral failed to yield

copper, they named it *Kupfernickel*, meaning “Old Nick’s copper”. Nickel is also found in other ores, such as **garnierite** and **pentlandite**. This element is one of the most useful metals, with a number of applications. Because **pure nickel** does not rust, it is used to coat objects to make

Uses

Nickel goblet drum



Nickel-copper alloy plating makes propellers strong and durable.

This nickel-plated instrument has a shiny finish.

Rust-resistant handle



Nickel-plated dagger

Nickel-based coin




The US five cent coin is made of an alloy of 75% copper and 25% nickel.

This silver-coated fork is made of an alloy of nickel, copper, and zinc.



Nickel cutlery



Ship propeller

These nickel-plated guitar strings help create a clear tone.



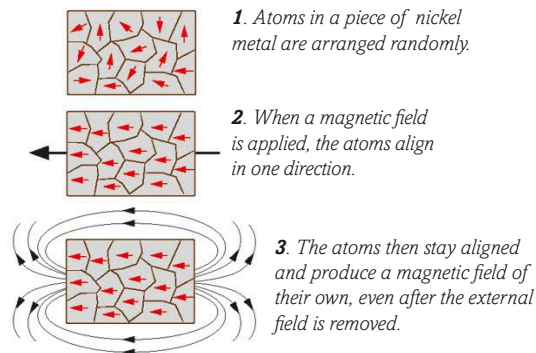
Electric guitar

This coin from the USA, made of a nickel-copper alloy, is called a **nickel**.



PERMANENT MAGNETS

A temporary magnet works when it is put in a magnetic field, but a permanent magnet retains its charge even when it is taken out of that field. Nickel is one of only a few elements that can be used to make permanent magnets.



Toaster



Nickel alloy wires heat up to make toast.

them look like silver – a trick still used to make inexpensive ornamental objects. Nickel is also mixed with copper to make an alloy called cupronickel. This is used as plating on **propellers** and other metallic parts of ships, as the alloy does not corrode in seawater. The same alloy is used

in most of the world's silver-coloured **coins**. Nickel is used in the strings of **electric guitars**. This element is added to chromium to make an alloy called nichrome. Wires made of this alloy conduct heat very well, so are used in **toasters**.

29
Cu

Copper

State: Solid
Discovery: Prehistoric

Forms



Copper growth on limonite

Branchlike crystals of copper

In caves, feather-like crystals are often formed.



Malachite

Unique reddish orange colour

Pellets of pure copper refined in a laboratory



These golden yellow crystals contain copper sulfide.

Chalcopyrite

Colourful tarnish develops when the mineral reacts with air.




Bornite

Crustacean blood




Crustacean blood is blue because it contains copper.



Copper is a soft, bendy metal that is an excellent conductor of electricity and heat. Although it is one of the few elements found pure in nature, most of it exists in ores such as **chalcopyrite**. Other copper minerals, such as **malachite** and azurite, are brightly coloured.

Copper is the only metal that has a reddish colour in its pure form. **Pure copper** is mainly used as **wires** in electrical equipment. Copper wire wrapped around an iron core and then electrified helps create an **electromagnet**. Because they can be switched on or off, electromagnets can

Uses




Computer motherboard

Copper wire



Giant electromagnet

Copper coating on steel slows down corrosion.



Electroplated nails

Massive crane-mounted electromagnets contain huge coils of copper wire.



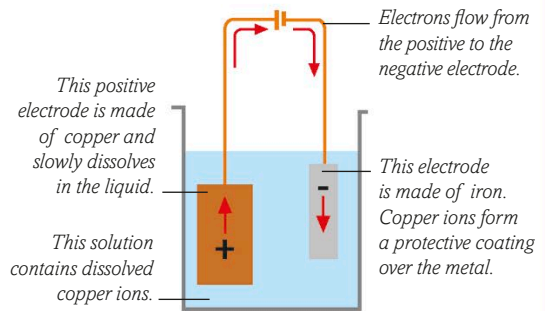
State of Liberty, New York City, USA

A verdigris layer protects pure copper from additional weathering.


Pure copper can be stretched to form long wires.

ELECTROPLATING

A thin layer of copper can be added to metal, usually iron, to stop it from corroding easily. This process is called electroplating.



A copper glaze on the vase gives it a metallic shine.



Brass trumpet

The brass tube contains air that vibrates to produce musical sounds.

This tough alloy does not weaken over time.



Bronze helmet



Copper-glazed vase




Copper electrical wires

be magnetic as and when they are needed. They can be much more powerful than normal magnets and can lift heavy objects. Pure copper does not rust, but it reacts with air over time to form a layer of grey-green copper carbonate called verdigris. This can be seen on copper statues, such as the

Statue of Liberty. Copper is often mixed with other metals to produce tougher alloys. Bronze, a copper-tin alloy, is more durable than pure copper and has been used since ancient times. Brass, a copper-zinc alloy, is used in musical instruments, such as **trumpets.**



COPPER WIRES Not much thicker than a human hair, these copper wires are twisted together and woven into a tight bundle. One of the main uses for these wires is to shield a thicker copper wire that transmits a signal to a television. As the signal carries pictures and sounds in the form of electrical currents, the wires wrapped around it prevent interference from other electrical sources nearby.



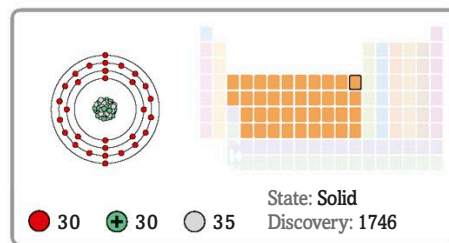
Copper is a very good conductor of electricity, but not the best; silver is better. However, copper is more widely used because it is much cheaper to find and purify. Each year, about 15 million tonnes of pure copper is produced, and more than half of it is used to make electrical components, such as this mesh. Today, more than a billion kilometres of

copper wiring is running unseen in power supplies, buildings, and electronics. Copper is now the most common electrical metal, but it has a long history. It was the first element to be refined from ores in large amounts about 7,000 years ago in the region that is now Iraq. Today, Bingham Canyon in Utah, USA, is the world's largest copper mine.

30

Zn

Zinc



Forms



Sphalerite

This zinc mineral forms rough nodules inside cracks.

This ore is the main source of zinc.



Smithsonite




Laboratory sample of pure zinc

Hard, shiny metal

Zinc was used in India and China hundreds of years before the German chemist **Andreas Marggraf** identified it as a new element in the 18th century. This element is a rare transition metal that is never pure in nature, but is found in many minerals.

The mineral **sphalerite**, containing zinc sulfide, is the major source of **pure zinc**. Another principal mineral, **hemimorphite**, contains zinc and silicon. Zinc is essential in our diet. We consume it from food such as cheese and sunflower seeds. Zinc compounds have a wide



Supernova

Along with many other elements, zinc atoms are formed inside supernovae (exploding giant stars).



Hemimorphite

This mineral contains zinc carbonate.

Hemimorphite was discovered by James Smithson, the founder of the **Smithsonian Institution**.

Zinc oxide crystals are generally colourless.



Zincite

Uses

First-aid tape



Medical tapes that contain zinc oxide stop wounds from getting infected with microbes.

The zinc coating on this steel bridge protects it from rust.



Akashi Kaikyo Bridge, Kobe, Japan



American penny

This zinc coin is coated with copper.



Rubber boots

This soothing skin lotion contains a mixture of zinc compounds.



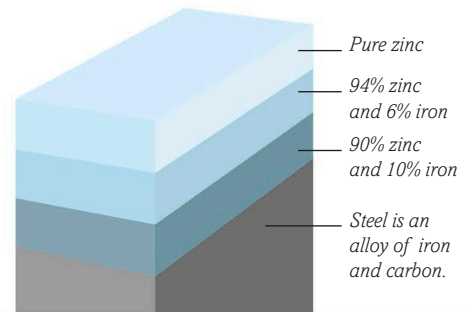
Calamine lotion

This flexible rubber is made stronger by adding zinc oxide.



GALVANIZED STEEL

Steel is protected from corrosion by coating it with zinc. Alloys of iron and zinc form in layers between the steel and pure zinc. This process is called galvanization.



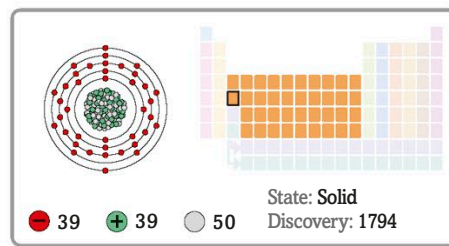
range of applications. For example, a compound of zinc and oxygen called zinc oxide is used in **medical tape** and sunscreen. Zinc oxide can also be used to toughen the rubber used in **boots** and tyres. A compound of zinc and sulfur called zinc sulfide is used to make some

paints that glow in the dark. When pure zinc is exposed to air, the metal reacts with oxygen to form a protective layer of an oxide. This coating can prevent objects covered in zinc, such as **bridges**, from corroding easily.

39

Y

Yttrium



Forms



Xenotime


This mineral contains trace amounts of uranium, which is radioactive.

This silvery element does not corrode easily.

Laboratory sample of pure yttrium



Yttrium is **400 times more common** in Earth's crust than silver.




Moon rock

This rock sample was brought to Earth by NASA's Apollo 16 mission.



Cabbage

This vegetable contains yttrium.



Monazite

This reddish-brown mineral contains about 2% yttrium.

The samples of rock brought back from the Moon by astronauts in NASA's Apollo missions contained higher levels of yttrium than rocks on Earth. This element is never found in pure form in nature, but small traces of it are present in many minerals, including


xenotime and monazite. Yttrium was discovered in a compound in 1794 by the Finnish chemist Johan Gadolin, but it wasn't isolated until 1828. Other yttrium compounds have since been found in vegetables, including cabbage, and in seeds of woody plants. In



Uses



This bulb contains yttrium compounds that enable it to produce a warmer, more yellow glow.



Laser

This laser is powered using crystals composed of yttrium and silicon, and can cut through metal.



Yttrium-90

This radioactive form of yttrium is used to treat cancers in the body.



Yttrium gas mantle


This fabric mantle holds the hot flame inside.

Digital camera lens



This superconductor produces a magnetic field that repels the magnet above it.

A small magnet floats over the superconductor.



Yttrium superconductor



FRIEDRICH WÖHLER

In 1828, the German chemist Friedrich Wöhler became the first person to purify yttrium. He did so by extracting it from the compound yttrium chloride. He was also the first person to extract the metals beryllium and titanium from their ores.



NASA spacecraft use yttrium lasers to map the **surface of asteroids** in space.

LED lamps, yttrium converts blue light to other colours. Many **lasers** use an artificial mixture of yttrium and aluminium inside a silicon-rich crystal called garnet. Powerful yttrium lasers are used for treating some skin infections, as well as by dentists during tooth surgery. A radioactive

form of this element has medical applications. Yttrium is added to the glass in a **camera lens** to make it tough. Yttrium compounds are also used in **superconductors** – materials that conduct electricity easily when cooled to very low temperatures.

40
Zr

Zirconium

State: Solid
Discovery: 1789

Forms



This dark brown colour is caused by iron impurities.

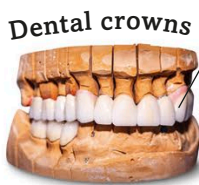
Zircon crystals



Bar of pure zirconium refined in a laboratory

This greyish-white pure element is easy to shape.

Uses



Dental crowns

These tough dental crowns are made of a zirconium-rich ceramic.

Ceramic knife



This hard, non-metallic blade does not require frequent sharpening.



Camera flash from the 1960s

This zirconium-filled bulb produces a bright light.



Zirconia crystal ring

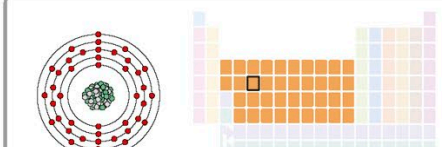
This ring contains cubic zirconia crystals.

This element is named after the mineral zircon, which means “golden” in Persian, a reference to the golden-brown colour of its crystals. The Swedish chemist Jacob Berzelius was the first person to isolate **pure zirconium**, in 1824. Today, however, the element is mostly used

in the form of the compound zirconium dioxide, or zirconia. Powdered zirconia is heated to produce a hard glass-like ceramic, which is used to create **dental crowns** and sharp **ceramic knives**. Powdered zirconia also forms sparkling **zirconia crystals** that look like diamonds.

41
Nb

Niobium



State: Solid
Discovery: 1801

41 41 52

Forms

This dark, dense ore has a light metallic shine.

Columbite



This greyish pure metal is soft.

Rods of pure niobium refined in a laboratory




Uses

The niobium case houses a battery that regulates the beating of a human heart.



Pacemaker

Command Module from the Apollo 15 mission



This nozzle made of a niobium alloy kept its shape even when very hot.

This pair of spectacles has thin, powerful lenses made of a niobium compound.



Spectacle lenses

Columbite is named after the country of **Columbia**.

Niobium is so similar to the metal tantalum that the two were wrongly thought to be the same element for almost 40 years. The mineral **columbite** is the main source of this shiny metal. Niobium is not found naturally in its **pure form**. When extracted, it has many uses. As the element

does not react adversely in the human body, it is used in implants, such as **pacemakers**. Niobium also does not expand when hot, so it is used to make parts of rockets, such as the one on the **Command Module** from NASA's Apollo 15 spacecraft that went to the Moon in 1971.

Molybdenum

Forms

Molybdenite



This mineral feels greasy to the touch.

This metal's pure form is silver-grey and has a very high melting point: 2,623°C (4,753°F).

Chunk of pure molybdenum refined in a laboratory



Uses

This slippery lubricant, which contains finely powdered molybdenite mixed with oil, protects fast-moving mechanical parts in engines.

Lubricant



This lightweight but stiff frame is made from a steel containing molybdenum and chromium.

Chrome-Moly steel bike



These closely fitting parts are hard so they do not get damaged easily.

Ratchet set



Molybdenum gets its unusual name from the Greek word *molybdos*, which means “lead”. Miners once mistook **molybdenite**, a dark mineral containing this metal, for an ore of lead. This element is much harder than lead, so it is easy to distinguish


between these two elements when they are pure. Molybdenite is soft and slippery, and it is the main molybdenum ore. **Pure molybdenum** is mainly used to make alloys that are resistant to corrosion. These are lightweight so are ideal for constructing **bike frames**, but



43 Tc Technetium

State: Solid
Discovery: 1781

State: Solid
Discovery: 1937



This experimental sports car is built with a rust-resistant alloy that contains molybdenum.



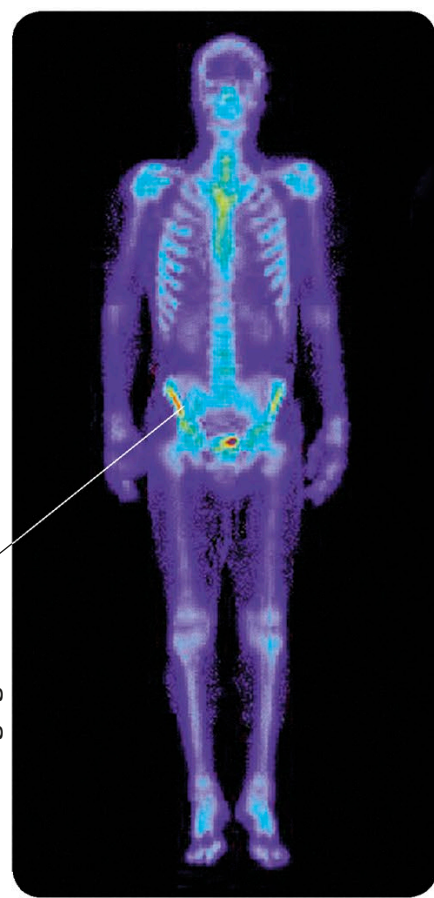
Vencer Sarthe



This pure form of the metal is produced inside nuclear reactors.

Foil of pure technetium produced in a reactor

This body scan was created using the radioactive effects of technetium.



Technetium-based imaging

This box contains radioactive molybdenum, which breaks down into technetium.



Generating technetium

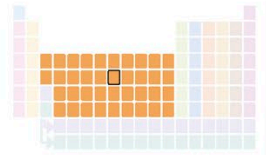
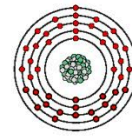
are hard enough for making sturdy tools, too. Molybdenum alloys are used in the latest designs of supercars, such as the **Vencer Sarthe**.

Technetium was the first element to be produced artificially by researchers. It is named after the Greek word for artificial, *tekhnētos*. Technetium does not exist in nature: any of its atoms that once existed on Earth broke down millions of years ago. Tiny amounts of this element were discovered in the waste produced by early nuclear reactors. Technetium is the lightest radioactive element. It is used extensively in **medical imaging**. It is injected into a patient's body, where it emits radiation for a short while. Some machines use this radiation to show bones clearly.

44

Ru

Ruthenium



● 44

● 44

○ 57

State: Solid

Discovery: 1844

Forms


Pentlandite




This yellow-brown mineral is often found deep underground.

These crystals have a bright, silver colour.

Pure ruthenium refined in a laboratory



Uses



Electronic circuit board


This component contains ruthenium dioxide.

Toggle switch



The metal alloy in the switch is toughened by adding ruthenium.

These low-cost solar panels are made using ruthenium.



SwissTech Convention Centre, Switzerland

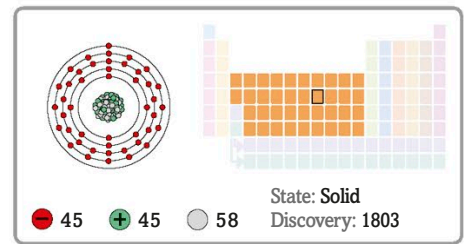
Ruthenium is named after *Ruthenia*, an old Latin name for Russia. This rare metal is found in the mineral **pentlandite**, and its **pure form** is commonly extracted from this ore. A compound called ruthenium dioxide is used in several components in **electronic**

circuits, including resistors and microchips for computers and other digital devices. Adding a small amount of ruthenium makes softer metals, such as platinum and palladium, much tougher. Moving parts in devices such as **switches** benefit from this property.

45


Rh

Rhodium



Forms

Pure rhodium pellet
refined in a laboratory



This metal is
shiny and silvery
when pure.

This golden mineral
is defined by its needle-
shaped crystals.



Millerite

Uses



Rhodium-plated
jewellery

The rhodium plating
prevents jewellery from
losing its shine.



Headlight reflector


This rhodium-alloy
reflector provides
a bright light.

Parts of this
microscope
are coated
with rhodium and can
resist corrosion.



Rhodium-plated
microscope

These fibreglass strands
are made by passing
molten glass through
rhodium-enriched trays.



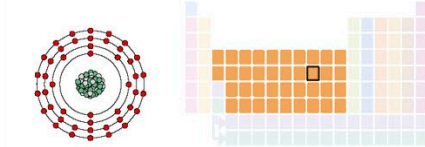
Fibreglass production

The rosy red colour of one of its compounds inspired the name rhodium. The Greek word *rhodon* means “rose-coloured”. Rhodium is unreactive and does not form compounds easily. It is a rare metal. Most of the **pure form** is extracted when platinum

is mined. Pure rhodium is hard and is used to toughen precious **jewellery**, mirrors, and optical devices, such as **microscopes**. It is mainly used in the production of catalytic convertors for cars. **Fibreglass**, which is often found in protective gear – like helmets – also contains rhodium.

46
Pd

Palladium




State: Solid
Discovery: 1803

● 46 ● 46 ● 60

Forms

The mines in this area have a high concentration of palladium.



Blue Ridge mines, South Africa

Palladium absorbs **hydrogen**, like a sponge soaking up water.


Pure form can be produced by separating it from the ores of other metals, such as copper and nickel.

Pure palladium pellet refined in a laboratory



Uses

The converter gets hotter as more pollutants enter the exhaust.



Catalytic converter

This device uses palladium compounds that change colour when poisonous carbon monoxide is detected, which triggers an alarm.



Carbon monoxide detector

This commemorative coin is made from the palladium produced by the Stillwater Mining company in Montana, USA.



palladium coin

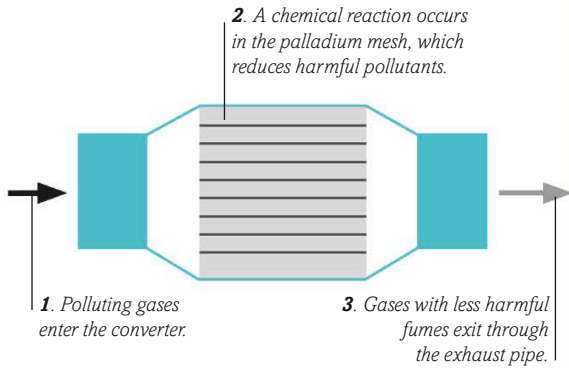
Palladium is a rare, precious metal: it is 10 times rarer than silver and twice as rare as gold. Like these metals, palladium has a shiny surface and does not corrode easily. Palladium is found **pure** in nature, but it also has a few rare minerals, such as braggite. Of its

many applications, the element's main use is in **catalytic converters**, which are devices used in vehicles to convert poisonous exhaust gases into less harmful ones. A compound called palladium chloride is used in **carbon monoxide detectors**. Because the element is




CATALYTIC CONVERTER

Many cars contain engines that are attached to catalytic converters. These important devices convert toxic exhaust gases into less harmful pollutants. Palladium plays a key role in the process.



White gold ring


Palladium is added to gold to remove its colour.



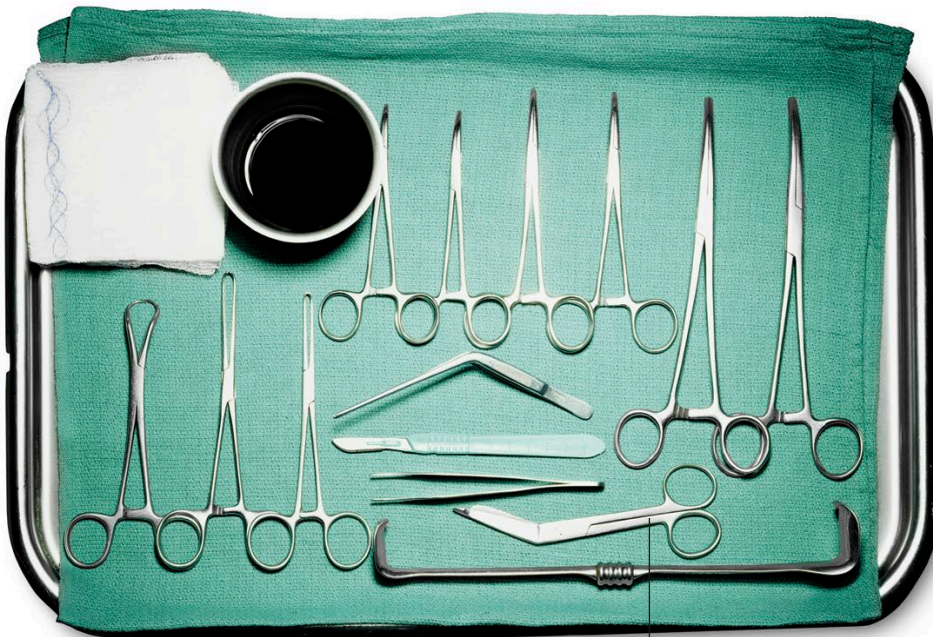
Fountain pen nib

This palladium nib is decorated.

Watch spring



This tiny spring, which keeps time in a watch, is made of palladium alloys.



Surgical tools

These tools are made of palladium alloys, which keep them sharp for a long time.

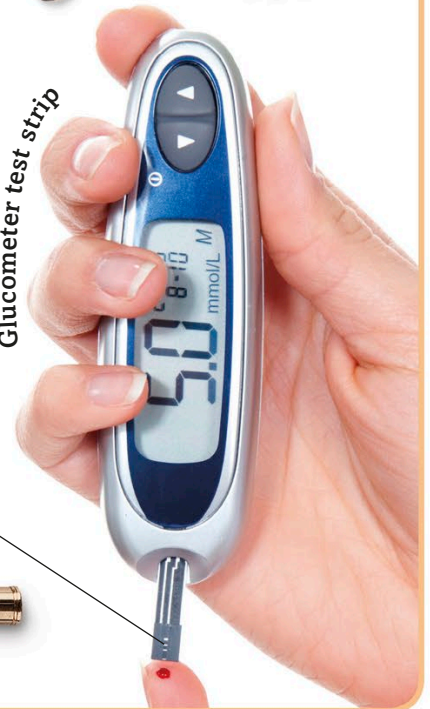
This flute contains palladium that enables it to resist corrosion.



Orchestral flute

This test strip contains palladium, which contributes to a reaction that measures glucose in a drop of blood.

Glucometer test strip



precious, it is used to make **commemorative coins** in some countries. Palladium is alloyed with steel to make it more resistant to corrosion. These alloys are used to make **surgical tools** and expensive musical instruments, such as some **flutes**. Palladium is often mixed

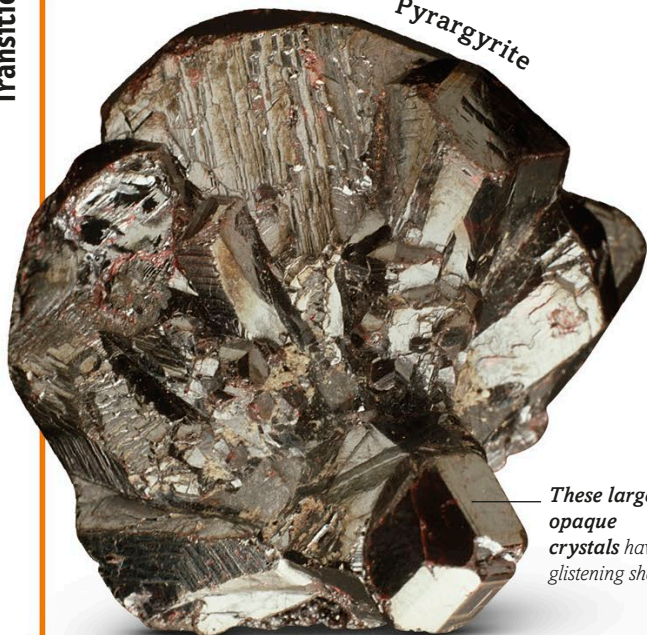
with gold to form an alloy called white gold, which is used in jewellery. Some fountain pens have **nibs** decorated with palladium. The element is also used in **glucometer test strips** so that patients can check the level of glucose in their blood.

47
Ag

Silver

State: Solid
Discovery: c. 3000BCE

Forms



Pyrargyrite


This mineral's colour changes to purple when it is exposed to bright light.



Chlorargyrite

The bright surface tarnishes after reacting with air.

1 g (0.03 oz) of silver can be drawn into a **2-km- (1.2-mile-) long** wire.



Acanthite

Black silver sulfide forms twisted crystals.



Chunk of silver

Silver gets its symbol “Ag” from its Latin name *argentum*, which means “shiny white”. It is considered a precious metal because its pure form has a grey shine that does not corrode quickly, and it stays untarnished if cleaned regularly. Silver can be found pure in

nature, but mostly it is mined from ores, such as **pyrargyrite** and **acanthite**. Because this element is valuable and can be moulded easily, pure silver was used historically to make **coins**. This metal is also ideal for making **bracelets** and settings for gems. Some people even use

Uses



MAKING CLOUDS


Rain is crucial to our Earth, especially for growing healthy crops. Where there are no clouds, scientists can form tiny water droplets that cling to silver iodide powder, forming artificial rain clouds.

1. Aircraft releases silver iodide powder.

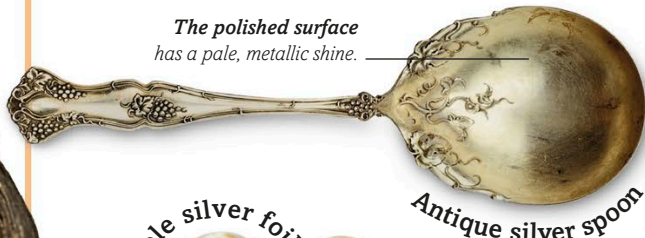


2. Ice and water droplets produce a cloud.

3. Rain falls when the water droplets in a cloud become heavy enough.



The polished surface has a pale, metallic shine.



Antique silver spoon

Edible silver foil



These thin sheets of silver called "vark" are edible.

Silver nitrate is mixed with water to clean cuts and scrapes.



Silver nitrate

Glass infused with silver chloride turns brownish when exposed to sunlight.




Photochromatic glasses

An image forms when silver bromide darkens quickly on exposure to light.



Photography plate

Silver coating is used on some circuit board parts.



Circuit board

Silver coin



Soft silver is easily pressed into coins.



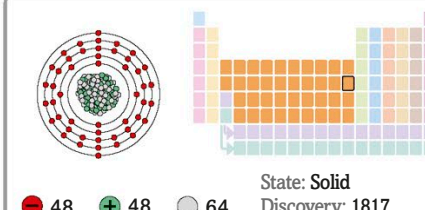
Silver bracelet

flattened **silver foil** to decorate food. **Silver spoons** and forks were the only pieces of cutlery that did not create a nasty metallic flavour in the mouth in the days before the invention of stainless steel. Silver conducts electricity better than copper, and is used

in some **circuit boards**. **Silver nitrate** (a compound of silver, nitrogen, and oxygen) is a mild disinfectant used in some anti-bacterial soaps. Silver forms light-sensitive compounds with chlorine (used in **sunglasses**) and bromine (used in old **photography plates**).

48
Cd

Cadmium



State: Solid
Discovery: 1817

48 48 64

Forms



Greenockite

This mineral contains a rare form of cadmium sulfide, a compound of cadmium and sulfur.



Pellet of pure cadmium refined in a laboratory


This soft metal has a bluish tinge.

The yellow colour of this zinc mineral is due to cadmium impurities.



Smithsonite

Uses



Nickel-cadmium battery

Cadmium and nickel layers create electricity in this rechargeable battery.

This electronic component used in circuits contains a compound of cadmium and sulfur.



Light-sensitive resistor

This research sample is being viewed under ultraviolet (UV) light produced by a cadmium laser.



Fluorescent microscope

This deep red pigment contains powdered cadmium oxide.



Red paint containing cadmium

Cadmium-covered screws do not rust.



Cadmium-plated screws

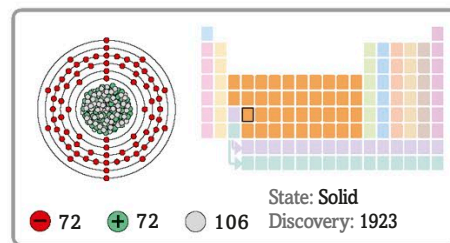
Cadmium is a highly toxic metal, and is known to cause cancer. This rare element is found in the ore **greenockite**, but it is mostly obtained as a by-product of zinc extraction. **Cadmium** was discovered in 1817 from a mineral called calamine. Today, this metal is

mainly used in conjunction with nickel in **rechargeable batteries**. The compound cadmium oxide was once used in preparing **red paints**, but not anymore because of its toxicity. Cadmium is also used to create lasers for use in powerful **microscopes**.

72

Hf

Hafnium




Forms



Hafnium uses up 4% of the mass of this zircon crystal.

A zircon crystal can be up to **4 billion years** old.


Laboratory sample of pure hafnium




This element's pure form is resistant to corrosion in air.

Uses

Sections of this cutter are made of hafnium.



Small electronic components in this microchip contain hafnium.



Hafnium is named after *Hafnia*, the Latin word for the city of **Copenhagen in Denmark**. It took a long time to distinguish hafnium from zirconium because the two elements are present together in crystals of the mineral **zircon** and their atoms are

similar sizes. Hafnium is used in powerful **cutters** that pierce metallic objects with a hot stream of sparks. It is also used to make ultra-small electronics – only a few millionths of a millimetre wide – in **microchips**.

73
Ta

Tantalum

State: Solid
Discovery: 1802

● 73 ● 73 ● 108

Forms



The mineral has a dark, waxy surface.

These yellow crystals contain the mineral stibiotantalite.

Tantalite

The pure metal barely reacts with air, so stays shiny.

Rods of pure tantalum refined in a laboratory




Uses



Artificial joint

The tantalum shell of this hip implant is lightweight and flexible.

Tantalum capacitors are used to store a lot of electric charge in small circuits, such as the ones inside mobile phones.



Electronic capacitor



Metallic watch

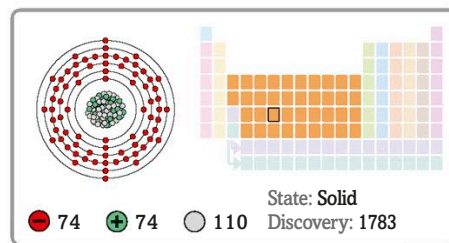
The case and strap of this watch are made of an alloy of tantalum, gold, and copper.

Tantalum is a hard metal named after **Tantalus**, a man from Greek mythology who was punished by the gods. It is extracted from a rare mineral called **tantalite**. This tough metal is not harmful to the human body, so it is used to make **artificial joints** and

other body implants. Tantalum powder is used in **capacitors** – devices used in electronic circuits to store electricity. This strong metal toughens **watches** made of softer, precious metals. Tantalum is also used to create strong turbine blades that do not corrode.

74
W

Tungsten



Forms

This dark, metallic mineral contains tungsten and iron.



Ferberite

This mineral is the main source of pure tungsten.



Wolframite

Pure tungsten is a hard, grey metal.



Cylinder of pure tungsten refined in a laboratory

Uses


Drill bit



This drill bit has a coating of tungsten carbide, which protects it from damage.

Tungsten pigments were in use in Chinese porcelain 350 years ago.

Light bulb



Tungsten filaments are becoming less popular as they are not energy-efficient.

A tungsten sinker is preferred to a lead one because it is not poisonous.

Fishing sinker



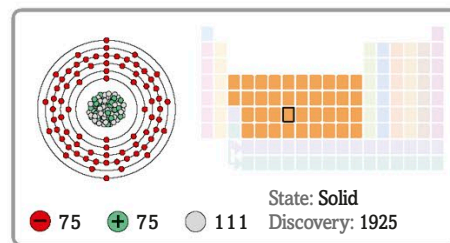
Tungsten has the highest melting point of any metal: it turns to liquid at a searing 3,414°C (6,177.2°F). It is a very dense metal, and its name comes from the Swedish phrase for “heavy stone”. This metal is usually obtained from the mineral **wolframite**. A compound called

tungsten carbide is used to harden objects such as **drill bits**. Tungsten’s high melting point allows it to be used in the filaments of **light bulbs**. This element is also useful in producing weights, such as **sinkers** used with fishing lures.

75

Re

Rhenium




Forms

Molybdenite



This ore contains molybdenum and small amounts of rhenium.


Pure rhenium pellet



Pure rhenium is denser than gold.

Uses

X-ray tube



These tubes contain a rhenium alloy that produces X-rays when a stream of electrons smashes into it.

Rhenium has the **highest boiling point** of any element.

F-22 Raptor fighter plane



This plane has jet engines containing a heat-proof rhenium alloy.

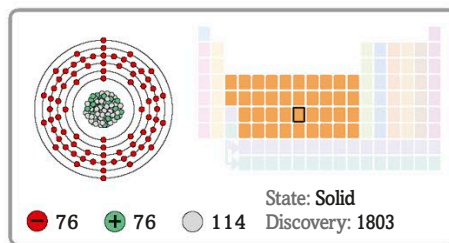
Rhenium is very rare in nature: only one atom out of every billion in Earth's crust is a rhenium atom. Discovered in Germany in 1925, and named after the Rhine river – it was the last stable, non-radioactive element to be found. Rhenium has a very high melting

point, and can stay solid at extreme temperatures. This allows alloys made of this element to be used in very hot conditions, such as those inside the tubes of **X-ray machines**, as well those in the exhaust nozzles of rockets and the jet engines of **fighter planes**.

76

Os

Osmium



Forms



This is a natural alloy of osmium and iridium.

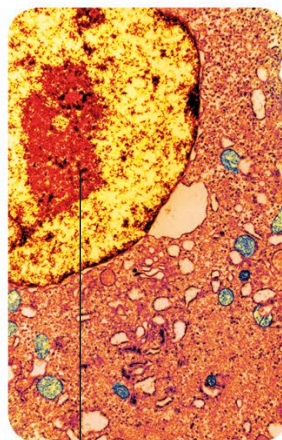
The pure form is hard but shatters easily.

Pellet of pure osmium refined in a laboratory



Uses

Transmission electron microscope (TEM) image



Osmium oxide is used to highlight objects inside a cell.

Fingerprint powder in use



Black osmium oxide powder clings to oily fingerprints.



Record player

The needle of this old record player is made of osmium.

Fountain pen



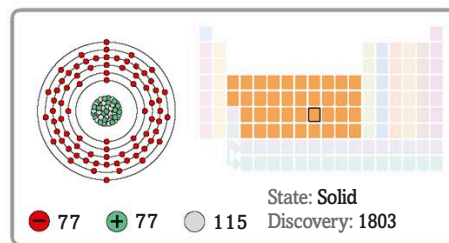
The nib of this pen moves smoothly because of its hardy osmium alloy.

Osmium is the densest of all naturally occurring elements: 250 ml (8.5 fl oz) of this metal (in its liquid form) weighs 5.5 kg (12 lb). This rare element is found in the ore **osmiridium**. **Pure osmium** reacts with oxygen in the air to form a poisonous oxide, so the metal is used safely

by combining it with other elements or alloys. A red osmium oxide stains cells so they can be seen clearly under a powerful **microscope**, while a black oxide powder allows **fingerprints** to be revealed in crime investigations. A hard osmium alloy is used in **fountain pen** nibs.

77
Ir

Iridium



Forms



These rocks contain a layer of iridium-rich clay.



Badlands National Parks,
South Dakota, USA



Iridium is the rarest natural element on Earth: there is one iridium atom out of every billion atoms in Earth's rocks. This dense metal can be found in its **pure** form in nature as well as in other common ores that contain nickel and copper. Iridium is present

in **meteorites** and other space rocks. A layer of iridium-rich clay is found in Earth's crust all over the world, especially in the **Badlands of South Dakota, USA**. Scientists believe this small quantity of iridium in our planet's crust was deposited by the dust from an

Uses

Chandra X-ray Observatory

This telescope is used to study X-rays from objects in space.

This door protects the equipment from the Sun's glare.

This spark plug contains a tiny amount of iridium, and can resist the high temperatures created during sparking in vehicles.

Spark plug



Iridium is the **second densest metal**, after osmium.

The iridium coating on the mirror is only a few atoms thick.


The moving parts of some compasses are made of the alloy osmiridium.



LUIS WALTER ALVAREZ



In 1980, the American physicist Luis Walter Alvarez and his son Walter discovered a layer of iridium-rich clay in rocks all over the world. They suggested that this was the result of a meteorite impact about 66 million years ago, which led to the extinction of the dinosaurs.



Compass

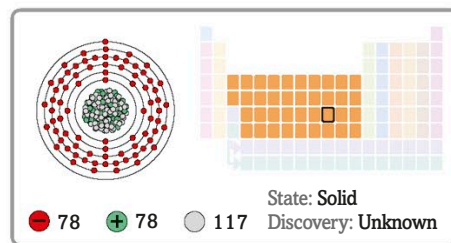
explosion 66 million years ago when a large meteorite hit our planet. The applications of this element include coating the mirror of NASA's **Chandra X-ray Observatory**, an Earth-orbiting telescope that studies X-rays from distant stars. Iridium is more durable

than platinum and copper, and is therefore preferred over these metals for use in spark plugs. Iridium is also mixed with osmium to make an alloy called osmiridium, which is used in **compasses** and put in nibs for some fountain pens to make them hardy.

78

Pt

Platinum



Forms

This dense, shiny mineral consisting of platinum and arsenic is the most common ore of platinum.



Sperrylite

Platinum melts at the high temperature of **1,768°C** (3,214°F).

Large nuggets of pure platinum are rare.

Nugget of pure platinum refined in a laboratory



Spanish explorers first found platinum in the mines of South America in the 1700s.

They obtained a whitish substance that the locals living near there called *platina*, meaning “little silver”. This precious metal has a silvery white shine. Platinum rarely reacts with other elements,


even at high temperatures. This makes it difficult to extract from its ores, such as **sperrylite**. **Pure platinum** does not corrode or tarnish. It is, however, not easy to shape or mould, so use of platinum was limited to the making of simple jewellery and **watches**. By the 20th century,

Uses

Platinum resistance thermometer


This thermometer records temperature by measuring the electric current flowing through a fine platinum wire.

Platinum prints have a wider range of shades than silver prints.



Black and white photographic print

Platinum was found in an Egyptian casket from the **7th century BCE.**



Fuel cell

This fuel cell contains platinum, which speeds up the reaction between hydrogen and oxygen.



Platinum watch

Expensive watches use the precious metal platinum.




Platinum ring

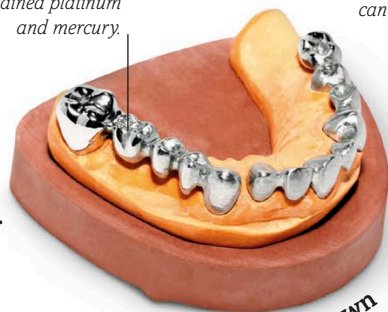
Jewellery made of platinum does not lose its shine.

ANTONIO DE ULLOA

Although platinum had been in use in jewellery on the west coast of South America for more than 2,000 years, it was Spanish naval officer Antonio de Ulloa who made the first major study of it. In 1735, while on a South American expedition, he found grains of the metal in river sands. He brought them back to Spain to examine them.



Dental fillings once contained platinum and mercury.



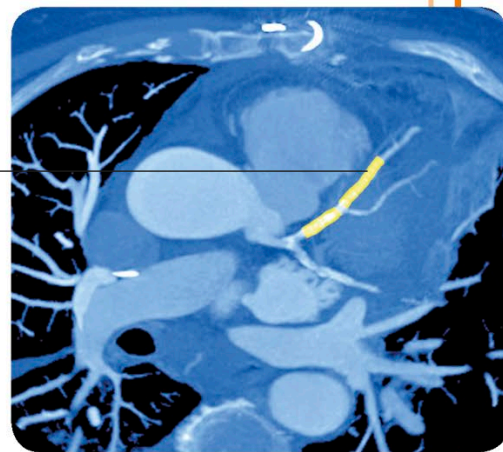
Dental crown

This drug contains platinum and kills cancer cells in the body.



Cancer drug

This stent made of platinum is not harmful to the body and anchors a damaged blood vessel as it heals.



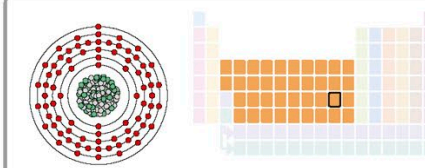
Medical stent

more applications were discovered. Platinum can be used in place of silver to generate **photographic prints**, and in place of gold for making **dental fillings**. Today, platinum plays an important role in various technologies. For example, it is used in **fuel cells** – devices that

generate electricity by combining hydrogen and oxygen. These cells do not need to be recharged like other batteries. Powerful **drugs for treating cancer** contain this element, while **stents** made of pure platinum help heal damaged blood vessels.

79
Au

Gold



State: Solid
Discovery: c. 3000BCE

79 79 118

Forms

Gold's chemical symbol **Au**, comes from its **latin name**, *aurum*.

Pure gold has a dark yellow colour unlike any other metal.



Crystals of pure gold refined in a laboratory

These crystals may be elongated, rectangular, or cubic.



Calaverite

This mineral ore contains gold and tellurium.



Natural gold in quartz

These flakes of pure gold are locked into quartz crystals.

People were making gold ornaments more than 6,000 years ago. This was many centuries before they learned how to purify copper, iron, and other metals. Gold is believed by many to be the first metal element to be identified. It is a dense, unreactive metal with a distinctive deep

yellow colour. Gold is naturally pure and seldom makes compounds in nature; the compound in the mineral ore calaverite is an exception. Pure gold found in nature may form nuggets but mostly is found as tiny specks embedded in rocks. Gold miners crush up these rocks and wash out the

Uses

This very thin layer of gold protects the astronaut from the Sun's heat.



Astronaut's visor



Tutankhamun's death mask

This mask was placed over the pharaoh's mummified face.




THE HOLTERMANN NUGGET

The largest piece of natural gold was found on 19 October, 1872, near the small town of Hill End in Australia. Named after its discoverer, Bernhardt Holtermann, the piece contained more than 90 kg (198 lb) of pure gold.



Holtermann Nugget



Child aged 10 years old

1.45 m (4.75 ft)



Royal Crown Derby plate

This glass plate contains specks of gold.



Gold bars

Gold bars stored in banks are a sign of wealth.



Edible gold flakes

The flakes decorating this expensive chocolate are edible.



Gold teeth


These replacement teeth are made of gold and mercury.



Wat Phrathat Doi Suthep temple, Thailand

A thin layer of gold covers this entire temple.

Gold foil keeps this car engine at a stable temperature.



McLaren F1 car engine

Ancient gold jewellery



This neck ornament is made from cast gold.

gold dust with water or strong acids. The applications for gold include heat shields in **astronaut's visors**. This metal has always been seen as valuable and many ancient artefacts, such as the **3,300-year-old death mask** of Egyptian pharaoh Tutankhamun, were forged

from it. Some of the earliest coins, found in Turkey, were made of it. Gold is used to cover important buildings, such as Thailand's **Wat Phrathat Doi Suthep** temple. This precious metal is most commonly used today in **jewellery** or decorations.



GOLDEN BUDDHA A precious statue of Buddha with one thousand eyes and one thousand hands stands in Long Son Pagoda, a temple in Nha Trang, Vietnam. The Buddha is depicted as holding a range of sacred objects, including scrolls and white lotus flowers. This statue is completely covered in a layer of pure gold, and it draws in hundreds of devotees from across the world.



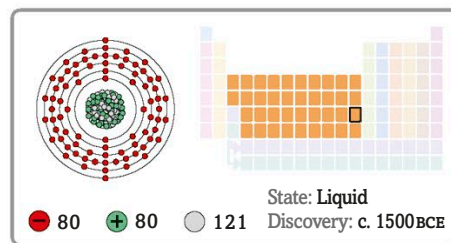
Although humans have discovered many strong metals and useful elements, gold has remained one of the most valuable. Before people knew what it was, they saw glittering gold dust in river beds or dug large gold nuggets out from rocks. They found that gold has many valuable qualities: it is soft enough to hammer into any shape and can be melted down for moulding

into ornaments. Best of all, its gleaming golden colour never fades away. Ancient cultures prized items made of gold: in ancient Egypt, gold was used to make coins as well as to cap the tops of pyramids. Gold is, however, so rare that if all the world's mined gold were forged into a cube, it would fit inside the penalty area of a soccer pitch.

80

Hg

Mercury



Forms

This bright red mineral is the main ore of mercury used today.

Cinnabar



Solid mercury is soft enough to be **cut with a knife**.

Mercury is the only metal that is liquid at room temperature. Along with water, it is one of the few liquids found naturally on Earth's surface. **Pure mercury** forms around volcanoes where the heat separates it from its minerals, such as **cinnabar**. This red mineral has been

used for many centuries: ancient Romans roasted cinnabar to release a liquid they called *hydrargyrum*, meaning "silver water". This was the element mercury. It was later known as quicksilver because of how fast it flowed as a stream of liquid. This metal is very poisonous:

Uses



This thermometer contains mercury, which expands as it gets warmer and contracts as it cools.

Mercury thermometer



Pills containing mercury were commonly used to treat constipation and toothache.

CFL bulb



Mercury pills

This bulb glows when the mercury vapour inside it is electrified.

Mercury has been in use for more than **4,000 years.**

This bright red paint is made with powdered cinnabar.



Red paint

This large, low-cost mirror made of a pool of pure mercury is used in an astronomical telescope.

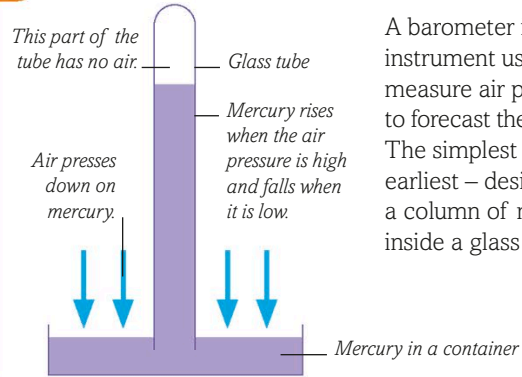
The needle moves with the rise and fall of mercury.




Liquid mirror inside telescope



HOW DOES A BAROMETER WORK?



A barometer is an instrument used to measure air pressure to forecast the weather. The simplest – and earliest – designs used a column of mercury inside a glass tube.



Mercury barometer, c. 1660


it can damage organs and nerves if inhaled or swallowed. As a result, the use of this metal is carefully monitored today. Mercury is used in some batteries, some **thermometers**, and in low-energy, **compact fluorescent light (CFL) bulbs**. Its compounds are used to prepare

strong, **red paints**. Until the early 18th century, mercury was used in **pills** for treating some common ailments. It gradually fell out of use when it was found to be toxic. The first accurate **barometers** also contained this liquid, but such devices are rarely seen today.

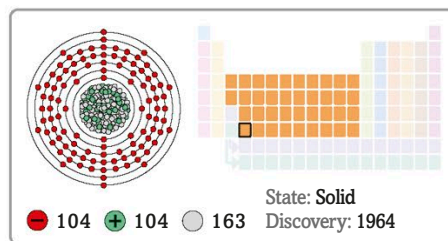
104

Rf

Rutherfordium



Ernest Rutherford



Rutherfordium was the first superheavy element to be discovered. In this type of element, each atom has 104 or more protons in its nucleus. It is named after the New Zealand scientist **Ernest Rutherford**, who, in 1913, suggested that every atom has a nucleus, or core. Pure rutherfordium is synthesized by researchers in a laboratory.

105

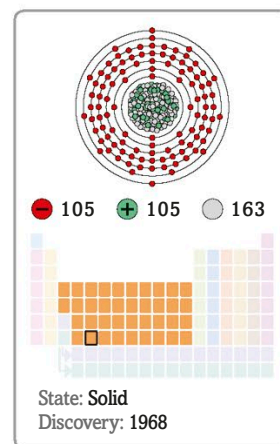
Db

Dubnium



Albert Ghiorso

The US scientist **Albert Ghiorso** discovered **12 elements** in the 20th century.

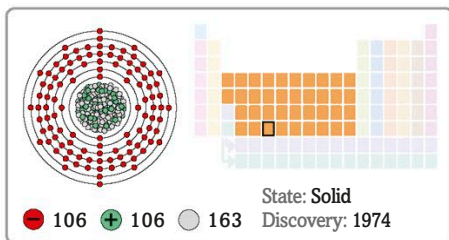


It took scientists nearly 30 years to agree on a name for this element. Dubnium was finally named after the Russian city of Dubna, where the first atoms of this artificial, radioactive element were created, in 1968. However, a team of American scientists led by **Albert Ghiorso** also produced samples of the element at the same time. This radioactive element has 12 isotopes, or forms, with different numbers of neutrons.

106

Sg


Seaborgium



Atoms of seaborgium break apart in about three minutes, so little is known about it. Scientists think it may be a metal. The element was isolated in 1974 in a machine called the **Super Heavy Ion Linear Accelerator** at the Lawrence Berkeley National Laboratory. It was named after the US scientist Glenn T Seaborg.

This huge machine was used to discover **five new elements**.

This giant tube forms part of the Super Heavy Ion Linear Accelerator, which is a type of particle accelerator – a machine in which atoms are smashed together.



Glenn T Seaborg




Super Heavy Ion Linear Accelerator, Lawrence Berkeley National Laboratory, California, USA



NOBEL PRIZE IN CHEMISTRY

Glenn T Seaborg and his fellow US researcher Edwin McMillan were awarded the Nobel Prize for Chemistry in 1951 for their work in creating neptunium. This was the first element to be isolated that was heavier than uranium – the heaviest natural element.

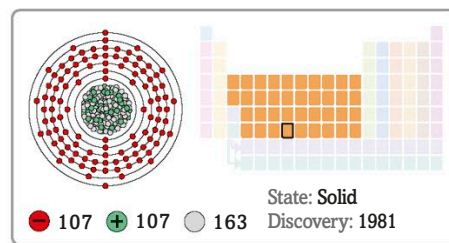


Nobel Prize medal

107

Bh

Bohrium



Niels Bohr


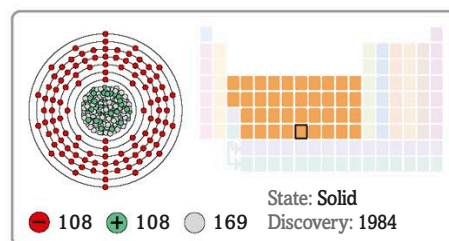
Bohrium is an artificial element named after the Danish scientist Niels Bohr.

This was to honour his model of the structure of atoms' electron shells. Bohrium was first produced by firing chromium atoms at bismuth atoms in a particle accelerator (a machine in which atoms are smashed together). Atoms of this metal are unstable: half of any sample of bohrium atoms breaks apart in 61 seconds. As a result, it is not very well understood.

108


Hs

Hassium



Peter Armbruster

Hassium was produced inside this chamber.



A chamber at Centre for Heavy Ion Research, Darmstadt, Germany

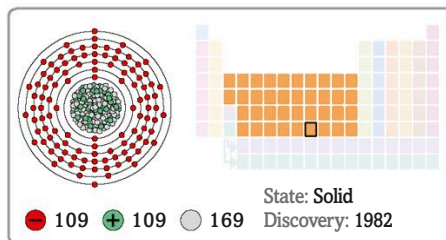
Scientists think hassium is a metal, but they have not been able to produce enough of its atoms to study it in any detail.

Hassium is very radioactive, and most of its atoms break apart within a few seconds. This element is named after the German state of Hesse, the location of the **Centre for Heavy Ion Research**, where hassium was first created artificially by a team led by the German physicist **Peter Armbruster**.


Meitnerium



Meitner Haus building,
Humboldt University, Germany



Researchers think meitnerium might be the densest of all elements. It is very unstable, and even the atoms of its most stable isotope, or form, break apart in a matter of seconds. Meitnerium is named after the Austrian physicist **Lise Meitner**, to honour her achievements in physics. Several universities, such as **Humboldt University** in Berlin, Germany, also have buildings in her name.




Lise Meitner (left) works with the German chemist Otto Hahn

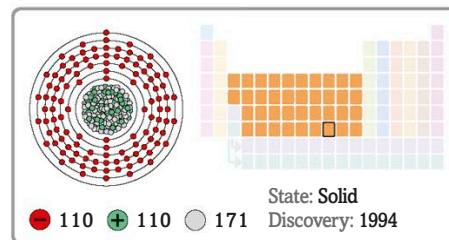
110

Ds

Darmstadtium



Sigurd Hofmann




This artificial element is named after the German city of Darmstadt – the home of the Institute for Heavy Ion Research where this element was first produced. A team led by the German physicist **Sigurd Hofmann** created darmstadtium by smashing nickel atoms into lead atoms in a particle accelerator (a machine in which atoms are smashed together).

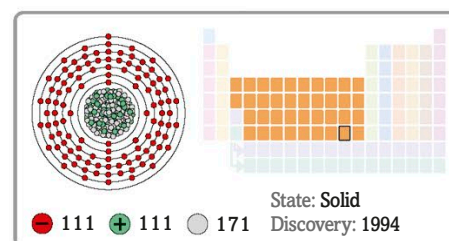
111

Rg

Roentgenium



Wilhelm Röntgen



Scientists believe that this metal shares many characteristics with precious metals, such as gold and silver. However, its atoms break apart within seconds, so this has not yet been confirmed. Roentgenium was created in Darmstadt, Germany. It was named after **Wilhelm Röntgen**, the German scientist who discovered X-rays in 1895.

112

Cn

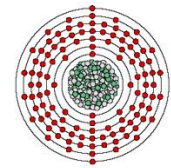
Copernicium

This statue stands in front of the Polish castle in which Copernicus lived.

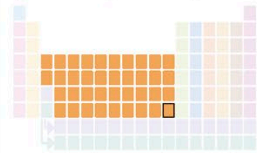


Statue of Nicolaus Copernicus

Some scientists think copernicium could be the **only gaseous metal**.



● 112 ● 112 ● 173



State: Solid
Discovery: 1996

Transition Metals


This German research institute is where copernicium was discovered.



Heavy Ion Research Centre, Germany

The atoms of this radioactive element survive only for a few minutes, before breaking down.

Copernicium is created in particle accelerators by smashing together atoms of lead and zinc. Only a few atoms of this artificial element have ever been produced. Copernicium is named after **Nicolaus Copernicus**, the Polish astronomer who theorized that our planet orbits the Sun.

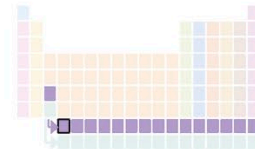
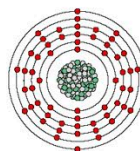


**Europium's
(Eu) colour
changes
when left
in the air.**

57

La

Lanthanum



State: Solid
Discovery: 1839

Forms

Lanthanum carbonate is used to treat patients with **kidney disease**.



Bastnasite

This reddish-brown mineral is also found in other colours, including white, tan, and grey.



Black tarnish forms on pure metal when it comes into contact with air.

Laboratory sample of pure lanthanum

This metal burns easily when ignited.

Uses

Fluorescent lamp



This lamp uses lanthanum to reduce the yellow colour in its light.



Molten lanthanum

This lens can better focus light on an object due to the presence of lanthanum oxide in the glass.

In its molten state, lanthanum is used to smooth rough diamonds.



Camera lens

Although the word “lanthanum” means “to lie hidden”, it is more abundant than most metals. For example, it is three times more common than lead. This element was discovered in the mineral cerite in 1839. However, it took chemists almost another

100 years to find a way to purify the metal. Today, the mineral **bastnasite** is a source of **pure lanthanum**. The element’s applications range from its use in film studio lights and **lens-making** to refining petroleum.

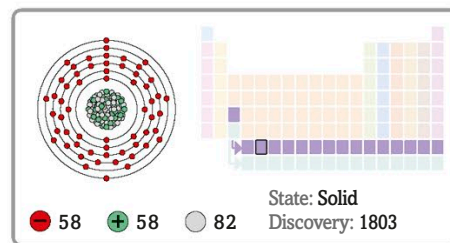

58

Ce

Cerium

Cerium was the first of the lanthanides to be discovered. It is named after the dwarf planet Ceres, which was discovered two years before the element was isolated. Cerium is highly toxic when **pure**, but safer cerium compounds have some uses. The main use of cerium is in making phosphors, which are chemicals that produce lights of different colours. Phosphors are present in **flatscreen TVs** and bulbs.

Laboratory sample of pure cerium



Television



The inside of this screen is coated with cerium-containing phosphors, which emit red, green, and blue light.



Kitchen spatula

This red colour comes from a compound called cerium sulfide.


The pure form of the metal tarnishes on contact with air.

59

Pr

Praseodymium

This piece of the element's pure form is often stored in mineral oil to stop it from reacting with oxygen in the air.



Laboratory sample of pure praseodymium

Part of this element's name comes from **prasinus**, the Greek word for "green".

Normally a grey colour when pure, the element reacts slowly on contact with air to form a green coating. Praseodymium compounds give a yellow colour to glass and heat-resistant **ceramics**, and provide a green colour to some **artificial jewels**. This element also boosts the strength of magnets that contain it.

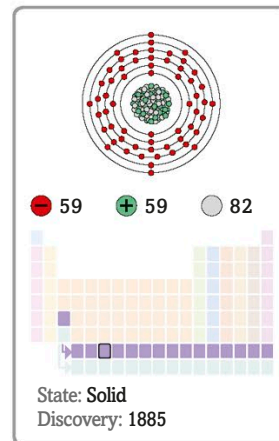

Yellow ceramic pot



This yellow colour is produced by a solution containing praseodymium.

This artificial gem gets its green colour from tiny amounts of a compound of praseodymium and oxygen.

Green cubic zirconia



60

Nd

Neodymium



Pink glass

This glass gets its colour from very tiny amounts of neodymium.

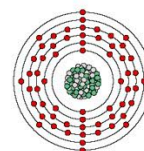
Strong magnets made of neodymium can be used to lift thousands of times their own mass.

This element was discovered in 1885 by the Austrian chemist Carl Auer von Welsbach, and it was originally used to colour glass. Small amounts of neodymium turn **glass** pinkish purple. Today, this element is also employed in lasers used in eye surgery.

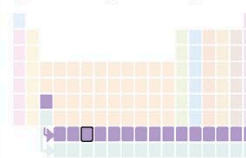
Laboratory sample of pure neodymium



The pure element turns black when it reacts with air.



60 + 60 84




State: Solid
Discovery: 1885

61

Pm


Promethium



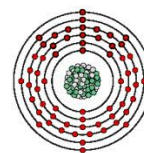
Promethium-rich paint in a tin seen from above

This paint glows as a result of radioactive promethium.

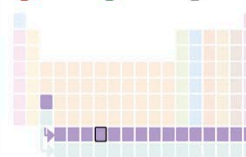
This missile uses radioactive promethium for electrical power.



Missile



61 + 61 84

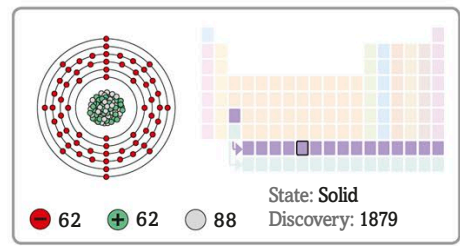


State: Solid
Discovery: 1945

Promethium is the rarest lanthanide element.

Any promethium that was in Earth's rocks decayed billions of years ago. Promethium is therefore produced artificially in nuclear reactors. Being very radioactive, it is used in some **missiles**, because it converts this radioactivity into electrical power. The addition of promethium also makes some **paints** glow in the dark.

62
Sm **Samarium**



This element is named after the mineral **samaraskite** from which it was first purified. However, another lanthanide-rich mineral called monazite is the main source of this element today. Samarium is mixed with cobalt to make permanent magnets that are often used in **electric guitars**.

This silvery white metal darkens on contact with air.

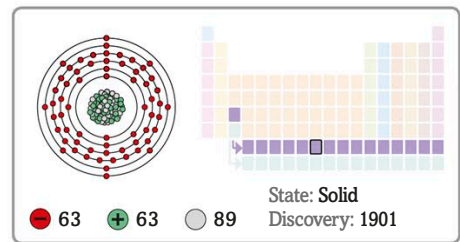
These pickups (components that sense vibrations produced by guitar strings) are made of samarium-cobalt magnets.

Laboratory sample of pure samarium




Lanthanides

63
Eu **Europium**



Laboratory sample of pure europium



Europium was named after the continent of **Europe**. However, most of the world's supply of the element comes from the USA and China, where the mineral bastnasite is mined for the extraction of **pure europium**. A compound called europium oxide is used in euro and **British bank notes**. When placed under ultraviolet (UV) light, the compound gives off a red glow.

This red glow proves this note is real.

The crystals of this yellowish metal often have patches of dark oxides.

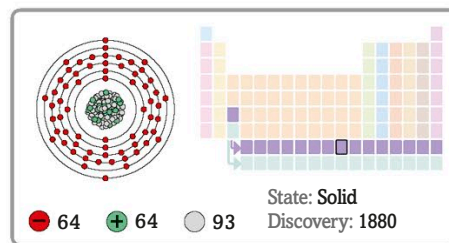


Section of British note under UV light

64

Gd


Gadolinium



Gadolinium, and its mineral ore gadolinite, are named after the Finnish chemist Johan Gadolin, who discovered the element. Gadolinium compounds are used to obtain clear **MRI scans**. It is also used in electronics, and to make rust-resistant steel.

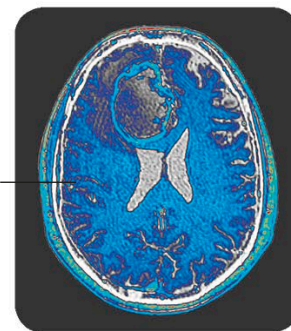


This soft, silvery metal darkens when exposed to air.



This mineral contains tiny amounts of gadolinium.

This image of the brain is clear because a gadolinium compound was injected into the patient's blood.

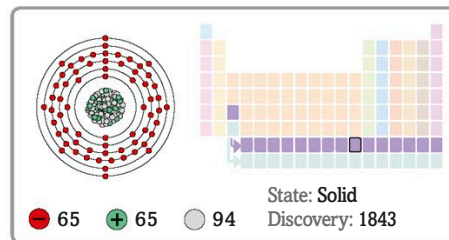


MRI scan of the human brain

65

Tb

Terbium



Terbium is named after the village of Ytterby in Sweden.

It is a silvery metal that can be obtained from the ore monazite.

This element has only a few uses. **Pure terbium** is added to other metals to make powerful magnets used in sound-producing devices, such as the **SoundBug™**. Its compounds are used to line **mercury lamps**.




The pure metal is soft enough to be cut with a knife.



This device uses magnets to turn any flat surface, like a window, into a loudspeaker.

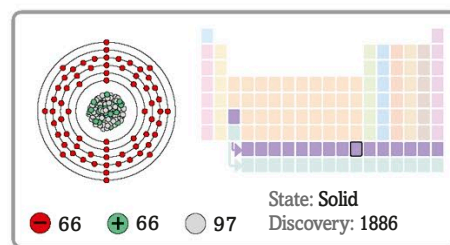
The mercury vapour in this lamp produces ultraviolet light when electrified, and this is turned into a bright yellow glow by terbium.




66

Dy

Dysprosium



Fergusonite



This mineral contains tiny amounts of dysprosium.

This pure metal remains shiny at room temperature.



Laboratory sample of pure dysprosium

Dysprosium reacts more easily with air and water than most other lanthanide metals.

Although it was discovered in 1886, it took until the 1950s to purify it. This metal is often used with neodymium to produce magnets that are used in **car batteries**, wind turbines, and generators.

Some hybrid car batteries contain dysprosium.

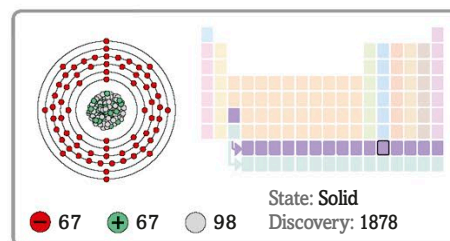


Hybrid car battery

67

Ho

Holmium



The Swedish chemist Per Teodor Cleve named holmium after the Swedish city of Stockholm. Pure holmium can produce a strong magnetic field and is therefore used in magnets. Its compounds are used to make lasers, and to colour glass and artificial jewels, such as **cubic zirconia**.

This artificial gemstone is coloured red by small amounts of holmium.

Bright, silver shine



Laboratory sample of pure holmium



Red zirconia gemstone

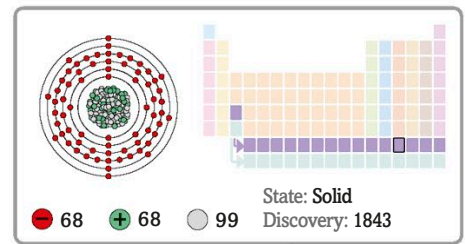
68

Er

Erbium

This silvery element slowly tarnishes on contact with air.

Laboratory sample of pure erbium



This glass contains erbium, which protects a welder's eyes from heat and bright light.

The rose pink finish of this vase is from an erbium chloride glaze.



Welding goggles

pink pottery




Like terbium and ytterbium, erbium is also named after the Swedish village of Ytterby, near which it was discovered. This element does not occur in its **pure form** in nature, but it can be obtained from the mineral monazite. Many erbium compounds are pink in colour and are used to colour **pottery** and glass.

69

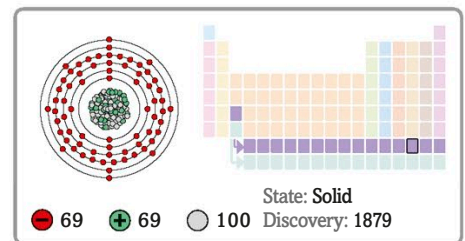
Tm

Thulium

Laboratory sample of pure thulium

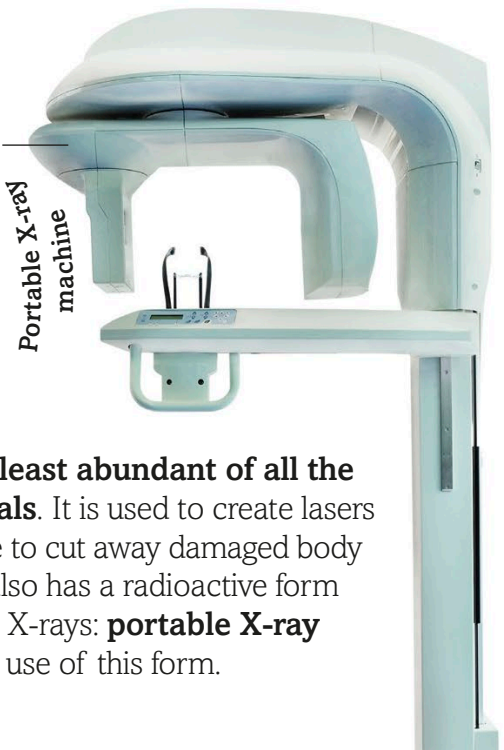


This soft metal glows blue under ultraviolet (UV) light.



This machine emits X-rays using a very small amount of thulium.

Portable X-ray machine



Thulium is the least abundant of all the lanthanide metals. It is used to create lasers that surgeons use to cut away damaged body tissue. Thulium also has a radioactive form that can produce X-rays: **portable X-ray machines** make use of this form.

70

Yb

Ytterbium


Ytterbium tends to be more reactive than other lanthanide metals. It is stored in sealed containers to stop the metal from reacting with oxygen. The **pure metal** has only a few uses. A small amount of ytterbium is used in making steel, while its compounds are used in some **lasers**.

This bright, shiny metal can be hammered into thin sheets.

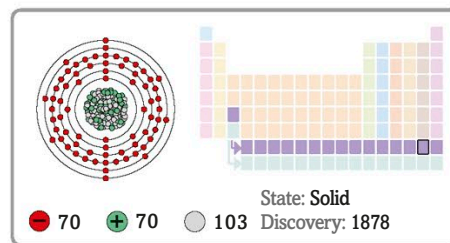
Laboratory sample of pure ytterbium



Laser cutting



An ytterbium laser can cut through metals and plastics.



71

Lu

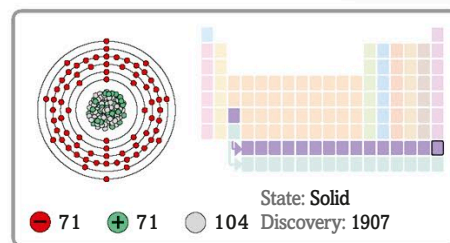
Lutetium

Laboratory sample of pure lutetium



This element is the hardest and densest lanthanide metal.


Lutetium was the last of the rare earth metals to be discovered. It is also the final member of the lanthanides. In its **pure form**, lutetium is very reactive and catches fire easily. It is rare and has few uses, mainly as a substance mixed with crude **oil**.



Some oil refineries use lutetium to break down crude oil to make fuels, such as petrol and diesel.

Oil refinery

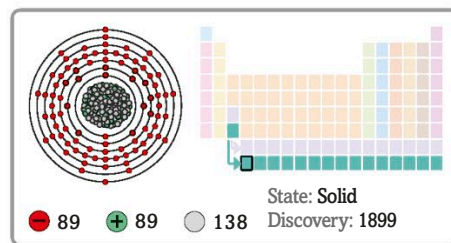




This uranium (U) sample is waste material from a nuclear power plant.

89
Ac

Actinium



Autunite

This radioactive mineral glows brightly in ultraviolet light.

Uranite

This ore contains uranium, which breaks down into actinium.

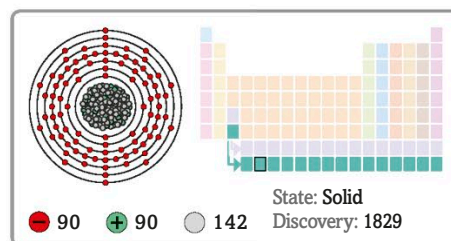


Neutron probe

Rare in nature, actinium is a metal formed by the decay of other radioactive elements. Its atoms are unstable and break down to make the elements francium and radon. Actinium is found in tiny amounts in uranium ores, such as **uranite**, and has limited applications. Its isotopes are used in radiation therapy to treat cancer.

90
Th

Thorium



Monazite


The most common natural radioactive metal, thorium is used inside vacuum tubes to allow an electric current to flow. It can also undergo nuclear fission, a process in which atoms split in two and release energy. Scientists are exploring ways of making thorium-powered nuclear reactors that produce electricity.

This durable rock made of solidified lava contains 12% thorium.

This thorium coating creates an electric current by releasing electrons.

Thorianite

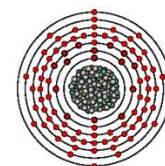
This ore contains small crystals of thorium compounds.



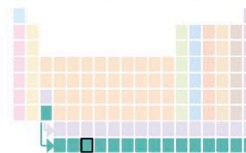
Vacuum tube

91
Pa

Protactinium



● 91 ● + 91 ● 140



State: Solid
Discovery: 1913


Actinides



This vibrant green radioactive mineral contains tiny amounts of protactinium.

This brittle, shiny ore feels waxy.

Torbernite



This bottle contains a protactinium sample.

A Geiger counter measures the sample's radioactivity.

Protactinium research

The name **protactinium** means “before actinium”. This is because a uranium atom decays to form a protactinium atom, which then quickly breaks down into an actinium atom. Small quantities of protactinium are found in ancient sands and mud. Geologists use Geiger counters to carry out **research** to calculate how old the sands are.

These used nuclear fuel rods contain protactinium.

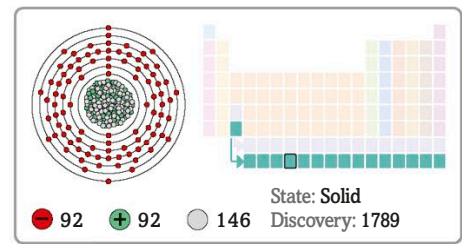


Nuclear waste

92

U

Uranium



Named after the planet Uranus, uranium was the first known radioactive element. In the early 20th century, some manufacturers used uranium in **glass bowl** glazes, only to realize later that it was a harmful metal.

An unstable form, called uranium-235, is used as fuel in nuclear reactors and in atomic bombs.

These black sections contain uranium dioxide, which is the main source of uranium.

Chunk of pure uranium



Uraninite

This sample of pure uranium is waste from a nuclear plant.



Uranium mixed into glass makes this bowl glow bright green under ultraviolet (UV) lamps.

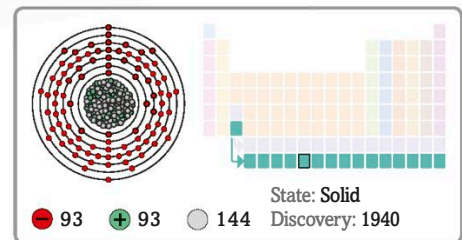


Glass bowl

93



Np

Neptunium



The radioactive elements in this mineral decay to form neptunium.

Uraninite



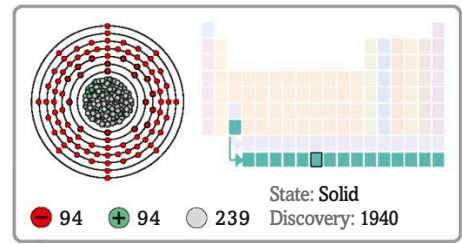
This cyclotron, built in 1938, was used to discover neptunium.

Cyclotron at the University of California, Berkeley, USA

Sitting next to uranium in the periodic table, neptunium was named after the planet Neptune. It exists in small amounts in radioactive ores, such as aeschynite. It forms during nuclear explosions and was first identified inside a machine called a **cyclotron**. There are no known uses for neptunium.

94
Pu

Plutonium



Uraninite



Hardly any plutonium exists in nature: most of it has decayed into other elements over time.

It was discovered during the development of nuclear bombs in World War II. Today, plutonium is used mostly as a nuclear fuel.

This ore contains trace amounts of plutonium.

This plutonium battery was used in early pacemakers.



1970's pacemaker battery

This Martian rover uses the heat given off by a supply of plutonium to generate electrical power.

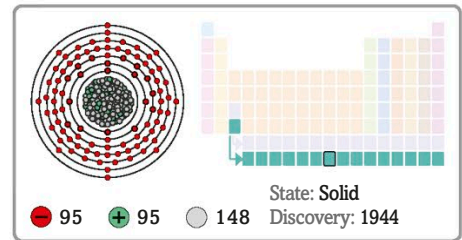


Curiosity Rover

Actinides

95
Am

Americium



Smoke detector component




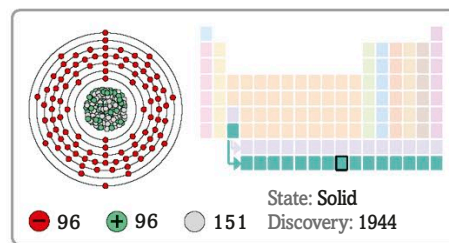
This metallic element is not found in nature. Instead, it is produced inside nuclear reactors when uranium or plutonium atoms are bombarded with neutrons. Remarkably, americium is the most common radioactive element used in the home. Radioactivity emitted by americium atoms causes the air inside **smoke detectors** to conduct electricity. When smoke disrupts the electric current, an alarm goes off.

This smoke detector contains tiny, harmless quantities of americium.

96


Cm

Curium



Marie Curie working in her laboratory

This lander studied the surface composition of the comet 67P.




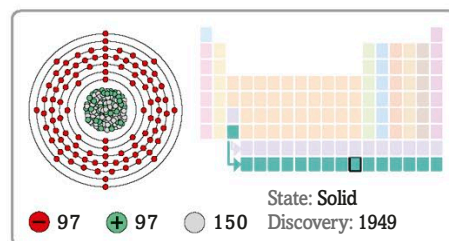
Philae lander

Curium is a silvery, radioactive metal that **glows reddish purple in the dark**. This element was discovered by the US scientist Glenn T Seaborg at the University of California. It was named after **Marie Curie**, the scientist who discovered the element polonium. Several space probes, such as the **Philae comet lander**, use X-ray devices containing curium to study their environment.

97

Bk

Berkelium



University of California, Berkeley campus, USA

This element was named after the city of Berkeley – home to the University of California – where this artificial element was discovered. It was first synthesized by **Glenn T Seaborg**. Berkelium has no uses other than the creation of heavier elements, such as tennesseine.

Seaborg helped develop the atom bomb, but **opposed using it** in World War II.



Glenn T Seaborg

98


Cf

Californium



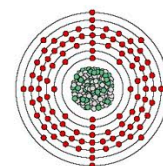
Water detector

This machine uses californium to find water underground.

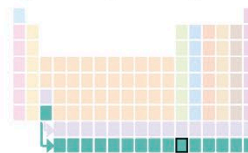


Pellets of radioactive californium

This isotope, or form, of californium produces a lot of neutrons.



● 98 ● 98 ● 153




State: Solid
Discovery: 1950

Californium is named after the US state of **California**. This soft, silvery metal does not exist in nature and is made by smashing berkelium atoms with neutrons in a particle accelerator (a machine in which atoms are smashed together). This **radioactive element** is used in the treatment of cancer.

99

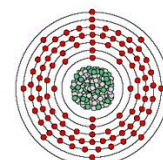
Es

Einsteinium




Albert Einstein in his study

Only a **few milligrams** of einsteinium are made **every year**.



● 99 ● 99 ● 153



State: Solid
Discovery: 1952


Einsteinium was discovered in the chemicals left over after the first hydrogen bomb test in **1952**. The huge explosion fused smaller atoms together to make larger ones, including einsteinium. This element was named after the great German-born scientist **Albert Einstein**, and was found to be a silvery, radioactive metal that glows blue in the dark. It is only used for making heavier elements, such as mendelevium.

100
Fm

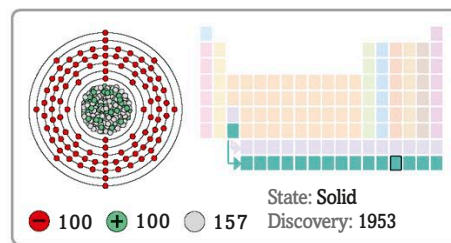
Fermium

This artificial element was named after the Italian scientist **Enrico Fermi**. He built the first nuclear reactor in 1942, starting the American effort to build nuclear weapons during World War II. Fermium was first identified in the debris of an atom bomb test in 1953. This unstable element has no known uses beyond research.


Some scientists call Enrico Fermi the “father of the atomic age”.




Enrico Fermi

101
Md

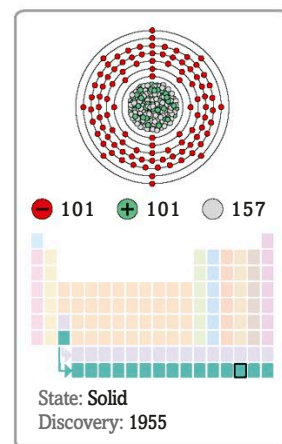
Mendelevium



Dmitri Mendeleev

Mendeleev's
periodic table

Mendeleev's notes from 1869 show his method of arranging elements in columns and rows.


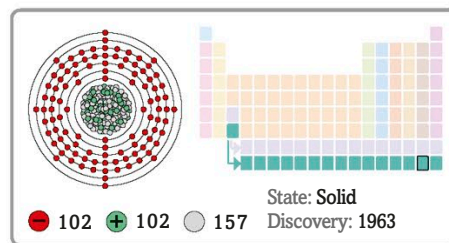


Mendelevium is named after the Russian chemist Dmitri Mendeleev, who invented the periodic table. Mendelevium is produced in very small amounts by firing parts of helium atoms at einsteinium atoms in a particle accelerator (a machine in which atoms are smashed together).

102

No

Nobelium




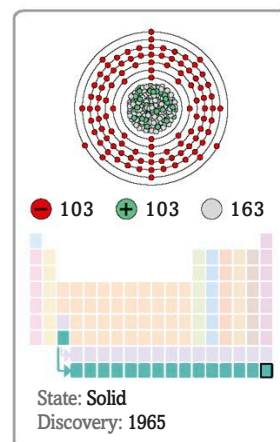
Albert Ghiorso, Torbjørn Sikkeland, and John R Walton

This artificial metal is named after the Swedish chemist **Alfred Nobel**, who started the **Nobel Prize**. It was discovered in 1963 by a team of scientists working in California, USA. This team included **Albert Ghiorso**, **Torbjørn Sikkeland**, and **John R Walton**. They used a particle accelerator to fire carbon atoms at curium atoms, creating nobelium atoms, which broke apart within minutes.

103

Lr

Lawrencium



An early cyclotron

Lawrencium was produced at the **Berkeley lab** set up by Ernest Lawrence.

Lawrencium is named after the US scientist **Ernest Lawrence**, who developed the first **cyclotron particle accelerator**. This is a machine in which parts of atoms are smashed together by making them spin round in circles. Lawrencium atoms were produced in a similar machine by firing boron atoms at californium atoms.



**Pure gallium (Ga)
becomes liquid
at 29°C (84.2°F).**

The image shows a periodic table with the Boron Group elements highlighted in green. The elements are Boron (B), Aluminium (Al), Gallium (Ga), Indium (In), Thallium (Tl), and Nihonium (Nh). The table is color-coded by groups: Group 1 (light blue), Group 2 (pink), Groups 3-10 (yellow), Groups 11-18 (orange), and the Boron Group (green). Arrows point from the Boron Group elements to a section below.

The Boron Group

This group contains five natural elements and one artificial element called nihonium (Nh). Although these elements are not very reactive, none of them are found in a pure form in nature. Boron (B), the first member, is a semi-metal (an element that has properties of both metals and non-metals), while the rest are metals. The second member, aluminium (Al), is the most common metal in Earth's rocks.



Atomic structure

Members of this group have three electrons in the outer shell of every atom. Some elements have unstable isotopes.



Physical properties

All elements, except boron, are shiny solids. Every member of this group is soft, except for boron (B), which is one of the hardest elements.



Chemical properties

Most of the elements don't react with water. Aluminium (Al) forms an oxide layer in water, and can react with it when this layer is corroded.



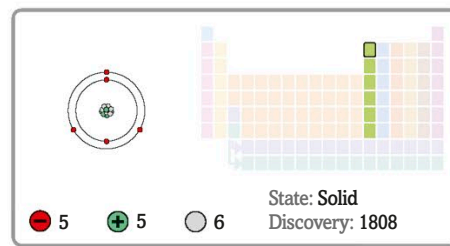
Compounds

They form compounds by losing electrons to other elements. All of them react with oxygen (O) by bonding to three oxygen atoms.

5

B

Boron



Forms

Ulexite



This translucent mineral is found in dried lakes.

Kernite



This is a colourless form of a compound of sodium and boron.

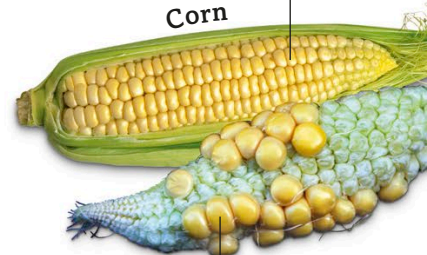
Laboratory sample of pure boron



This metal is dark and slightly shiny.

Boron-rich corn

Corn



Boron-deficient corn does not grow properly.

Colemanite



Some boron compounds are among the toughest artificial substances on Earth, with only diamond being harder. This element is a very hard material and becomes even harder when made to react with carbon or nitrogen. **Pure boron** can be extracted from various minerals,

including **ulexite** and **kernite**. The demand for this element was once so high that people moved to live in the extreme heat of **Death Valley, USA**, to work in boron mines there. Compounds of boron in soil are essential for plants to grow healthily. We use boron in our homes every day.

This searing desert is one of the main places on Earth where boron is found.



Death Valley, USA

Needle- and leaf-shaped crystals



Uses



Measuring cup

This tough glass contains boron oxide.



Boric acid

These white crystals are obtained from sodium borate.



LCD screen

This screen is composed of boron-rich glass, which makes it scratch-resistant.

The protective body of this tank contains boron carbide, a compound of boron and carbon.



Military tank



THÉNARD AND GAY-LUSSAC

The salt sodium borate, also called borax, was already in use 1,000 years ago. In 1808, the Frenchmen Joseph Louis Gay-Lussac and Louis Jacques Thénard isolated pure boron by heating borax with potassium.



Louis Jacques Thénard

Born into a poor family, Thénard excelled as a scientist. He also discovered a compound called hydrogen peroxide.



Joseph Louis Gay-Lussac

This French chemist is also remembered for discovering that the pressure of a gas goes up with its temperature.

This clay is bouncy but also firm because it contains boron.

Modelling clay



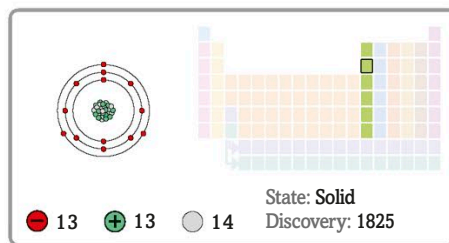
Boron carbide is one of the **hardest** materials in use today.

Tough, heat-resistant glassware, such as **measuring cups**, are strengthened with boron. **Boric acid** is a natural antiseptic and can be used to treat minor cuts and scrapes. A flexible layer of boron-based glass fibres is used to toughen thin **LCD screens** for televisions and laptops. Even


some kinds of **modelling clay** and bouncy silly putty contain boron compounds. Boron is named after a crumbly white salt called borax, which is used in detergents. The element is also present in a diverse range of objects, from insecticides to armour for **military tanks**.

13
Al

Aluminium




Forms




This crystal contains aluminium and sulfur compounds.

This aluminium ore is the world's main source of the element.



Pellets of pure aluminium refined in a laboratory




This slice of aluminium phosphate mineral has a turquoise green colour.

Although aluminium is the most common metal in Earth's rocks, scientists did not discover it until the early 1800s. Even then, it took a further 80 years for scientists to work out how to use the ore **bauxite** to extract large amounts of **pure aluminium**. It can

also be found in other minerals, including **variscite**. Today, aluminium is often recycled because producing it anew requires 15 times more energy. The metal makes a strong, shiny **foil** when rolled flat, and is useful for storing foods. A **fire protection suit** made from

Uses



Tennis racket

This aluminium frame makes the racket light.

This foil does not break even as it is bent and twisted.



Aluminium foil

This suit protects against temperatures up to 1,000°C (1,800°F).



Fire protection suit



Aluminium can

This can is produced from recycled aluminium.

Recycling one aluminium can saves enough energy to run a TV for three hours.

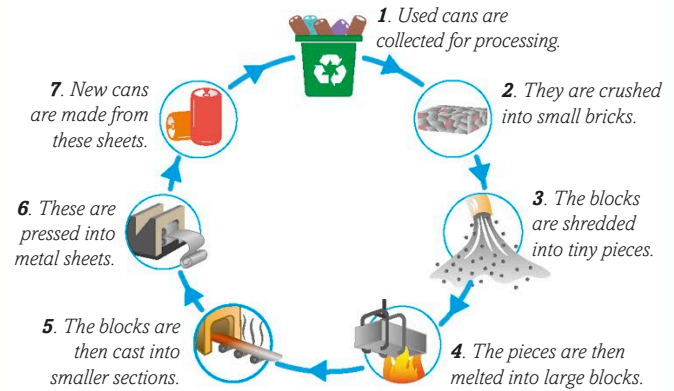
Aluminium cables are lightweight.



Overhead cables

RECYCLING ALUMINIUM

Aluminium is expensive to purify, so it is often recycled instead. Drinks cans are almost 100 per cent pure aluminium and can be shredded, melted down, and made into new cans.




Smartwatch



The aluminium casing protects the touchscreen.

Parts of this dome are made of aluminium.



Esplanade Theatre, Singapore

This plane's fuselage is built from sheets of aluminium stretched around a frame.




Boeing 737

this foil reflects away heat. Aluminium is the most widely used metal after iron. It is very lightweight compared to iron's alloy steel and almost as strong. A dome made from aluminium, such as the one in the **Esplanade Theatre** in Singapore, can be much larger than

a steel-based one, which would collapse under its own weight. Aluminium is also a good electrical conductor and so is used in **overhead cables**. Tough aluminium alloys are used to produce parts of some aircraft, including the **Boeing 737**.



JET TURBINE The curved blades of this jet engine are shaped very precisely to catch the air, and they are also strong enough to stay stiff when working at high temperatures. There are several tough metals that fit these requirements, but most are very dense, making them too heavy for an engine powering an aeroplane into the air. That leaves only one metal for the job: aluminium.



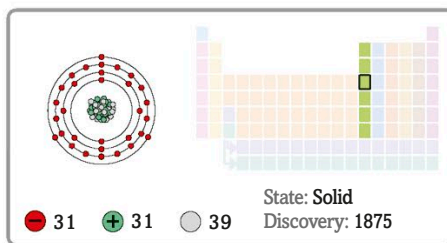
Aluminium is what makes high-speed, long-range air travel possible. Easily moulded, it is one-quarter the weight of steel, and it never rusts. Steel is stronger, but a plane made from it would be too heavy to fly. Instead aluminium is mixed with titanium and steel to produce tough yet lightweight alloys, which are used in the engines

and bodies of jet aircraft. There is almost twice as much aluminium in Earth's rock as there is iron. However, purifying aluminium takes a lot of energy. Once pure, though, it can be recycled over and over again. So, one day these engine blades might transform into a fizzy drink can.

31

Ga

Gallium



Forms



Diaspore

The needle-like crystals form on the surface.

Pure gallium has a very low melting point.




Cube of melting gallium

Uses



Thermometer

This medical thermometer uses a gallium alloy instead of mercury.




A gallium laser is used to read Blu-ray discs.

Blu-ray disc



Red LED lights

The red LED gets its colour from gallium compounds.



Opportunity rover

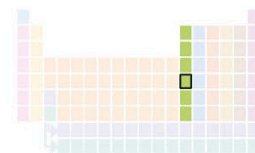
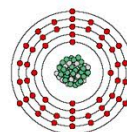
The solar panels powering this rover, which is exploring Mars, contain gallium and arsenic.

Gallium melts at just 29°C (84.2°F), which means it soon becomes liquid when held in the hand. This element is found in small amounts in ores of zinc and aluminium, such as **diaspore**. **Pure gallium** is isolated when the other elements from this ore are extracted.

Gallium has a number of uses. It is mixed with indium and tin to form a liquid alloy called galinstan, which can be used in **thermometers**. Gallium is also found in **Blu-ray lasers**, **LEDs**, and some solar panels, such as those on NASA's Mars **rovers**.

49
In

Indium



State: Solid
Discovery: 1863

Forms

Sphalerite



When bent, indium produces a “**tin cry**” – a sound similar to a **scream**.

Pure indium mould cast in a laboratory



This zinc mineral is the main source of indium.

Pure indium is soft enough to draw lines on paper.

Uses

This touchscreen has a grid of very thin, transparent wires made of indium tin oxide.



Touchscreen tablet

Welder's goggles




Protective goggles coated with indium stop the heat damaging the welder's eyes.

This glass coated with indium oxide is shiny but still lets light through.



The tiny electronic switches inside this transistor contain indium.



Windows in a building

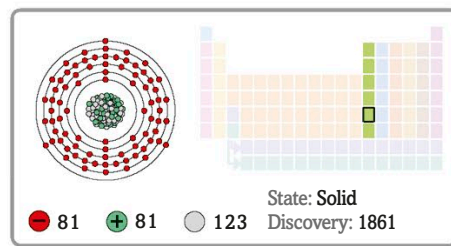
Indium is named after indigo, which is the colour of the light its atoms release when electrified. Its minerals are rare, and most of the metal is obtained from lead and zinc ores, such as **sphalerite**. **Pure indium** is very soft, and the element is mostly used in compound

form. For example, a compound called indium tin oxide used on a **touchscreen** allows the computer to detect when a finger makes contact with the screen. Indium is also required in microchips, and to produce **welder's goggles** and **windows** that are heat- and glare-proof.

81

Tl

Thallium



Forms

This mineral contains iron, sulfur, and tiny amounts of thallium.

Pyrite



The grey crust on this aluminium mineral contains small amounts of thallium.

Thallium alum



Laboratory sample of pure thallium in an airless vial



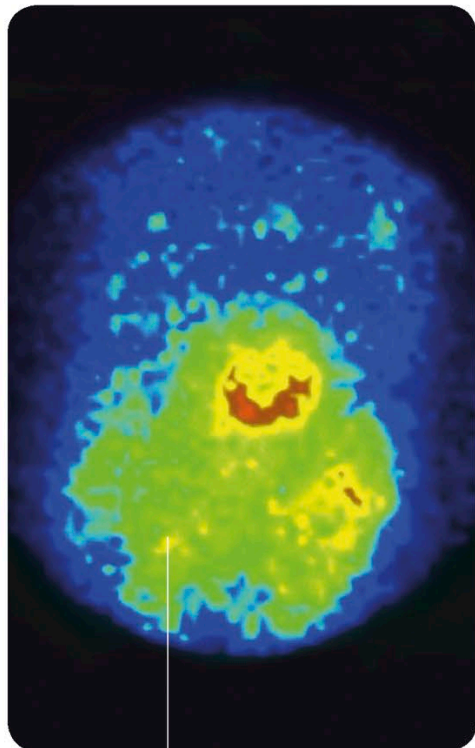
This soft and silvery metal is kept in a sealed glass tube as it is highly toxic and reacts easily with air.

Thallium was named after the Greek word *thallos*, which means “green shoot”: it was first identified from the colours in its flame, which includes a bright green light. Thallium was discovered in 1861 by William Crookes and Claude-Auguste Lamy. Although

both chemists worked separately, they found the element in the same way – as a residue while making strong acids using the mineral **pyrite**. Thallium was later found to exist in larger amounts in other minerals, including **thallium alum**. **Pure thallium** is toxic and has to be handled


Uses

Heart function scan



Blood injected with a thallium compound shows up on a patient's heart scan.

Spectacles



Until the 1970s, thallium salts were commonly used as **ant poison**.

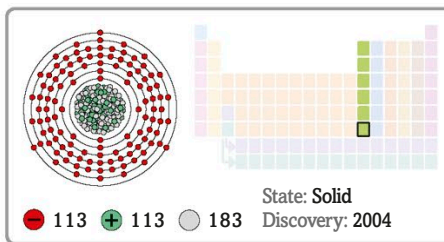
These thin lenses contain strong, thallium-infused glass.

toxic and has to be handled with care when used. A chlorine compound of thallium is used in **scans** to study a patient's blood circulation. Thallium oxide also helps make glass stronger for use in **spectacles** and cameras.

113

Nh

Nihonium



Kozuka Morita (left), with a visiting official at the RIKEN Nuclear Research Centre, Wako, Japan

Nihonium was named after the Japanese word *nihon*, which means **Japan**. A metallic element, nihonium was first detected in 2003 by teams studying the artificial element moscovium, which has the atomic number of 115. They noticed that atoms of moscovium broke apart after only a few seconds into atoms of an element with an atomic number of 113. In 2004, Kozuka Morita and a team of scientists at the **RIKEN Nuclear Research Centre** in Japan isolated this element in a different way: they fused bismuth and zinc atoms together.

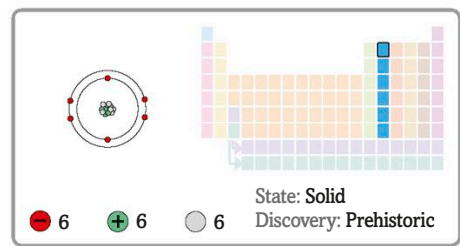


**Glassy carbon
(C) has a high
resistance
to rust.**

6

C

Carbon




Forms



Coal

This compressed form of sooty carbon is formed underground.



Glassy carbon


Glossy surface



Crude oil

Mixture of liquid, carbon-rich compounds

This colourless crystal forms in magma deep underground.



Raw diamond

This diamond's brightness depends on its cut, which determines how many times light entering the gem will reflect inside.

The shiny, metallic surface feels soft and slippery.



Laboratory sample of graphite



Cut diamond

Carbon has the largest number of compounds of any element – with more than nine million known. Carbon is the fourth most common element in the Universe. Each carbon atom can bond to four others, allowing them to form chains and rings. Pure

carbon exists in three forms on Earth – **graphite**, **diamond**, and buckminsterfullerene (a structure based on 60 interlinked carbon atoms). Diamond is the hardest substance in nature. It is often used in jewellery. The blades of some **saws** are coated with diamonds, and



Uses



Diamond blade saw

This sharp blade is coated with tiny diamonds.

This carbon filter absorbs harmful chemicals in water.



Water purifier filter

This battery has a graphite core that carries electric current.



Battery



Sturdy and lightweight frame

Carbon-fibre bicycle

This wheel is composed of carbon fibre and some other materials, which make it rigid.

This **strong** but **light** frame is made by fusing together carbon fibres.

Soft graphite leaves a mark when pressed against paper.



Pencil "lead" containing graphite, not lead

This flame is fuelled by carbon-rich oil.



Kerosene lamp

This flexible plastic material is composed of chains of carbon and hydrogen atoms.



Polythene bag

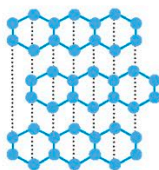
HARD AND SOFT CARBON

Diamond and graphite have different properties because of the arrangement of their atoms – tetrahedrons in diamond, and sheets of hexagons in graphite.



Hard as diamond

The tetrahedron, or pyramid structure, of atoms creates a rigid shape that is equally strong in all directions.



Soft as graphite

Graphite contains layers of carbon atoms that slide over each other easily, as there are only weak forces between them.

can cut into anything. Only a diamond can cut another diamond. Graphite is much softer, which is why it is used in **pencil "lead"**. It is also used in some batteries. Coal is currently the largest source of fuel for the generation of electricity, but its fumes are also known

to have harmful environmental and health effects. Crude oil, natural gas, and **coal** are hydrocarbons (compounds containing only hydrogen and carbon) that occur in nature. They can be used as fuels and as plastics for objects such as **polythene bags**.



PINK DIAMOND With a mass of only just over 3 g (0.1 oz), this jewel – known as The Sweet Josephine – is one of the largest pink diamonds ever sold. Diamonds are normally colourless forms of pure carbon, and if there is any colour, it comes from tiny amounts of another substance. For example, boron makes the gem appear blue. Strangely, pink diamonds have no impurities, and no-one knows why they are pink.

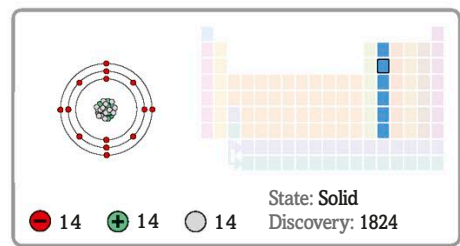


The Sweet Josephine was cut from raw diamond that is more than 1.5 billion years old. This formed 150 km (93 miles) beneath Earth's surface and was then pushed up by a volcanic eruption, before eventually being dug out at a mine in Australia. Diamonds form when carbon is squeezed and heated to more than 1,000°C (1,832°F). This process

rearranges the carbon atoms into a rigid crystal that makes diamond the world's hardest substance. The process also gives diamond the ability to bend light, a property that gives these jewels their glorious sparkle. With the right cut and polish, a diamond can be made into a beautiful gem that is prized throughout the world.

14
Si

Silicon



Forms

Amethyst




This purple form of quartz gets its colour from iron impurities.

Fulgurite




This glassy mineral tube is formed when quartz-rich sand is struck by lightning.

The pure element can shatter easily.



Tiny hairs on these leaves have silica tips that break off when you touch them, releasing chemicals that sting.



Stinging nettle

Sand

Sand is mostly tiny grains of quartz that have broken away from rocks.



About 90 per cent of the minerals that make up Earth's rocks contain silicon, a common element in our planet's crust. Nearly all silicon minerals are compounds of silicon and oxygen, known as silicates. The most common silicate is quartz, the mineral form of silicon dioxide, or

silica. It is also the most common substance in sand. Amethyst is a type of quartz. Quartz deposits are widely found in rocks such as granite and sandstone. A valuable type of silica is opal, which is used as a gemstone. The clays used to make pottery and ceramics are also silicates.

Uses

Opal is a jewel containing both silicon oxide and water molecules.



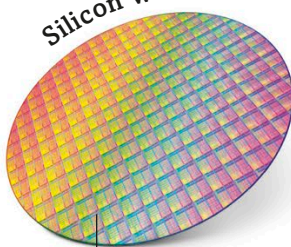
Opal ring

Screens of silicon-based smoke can be used in battles.



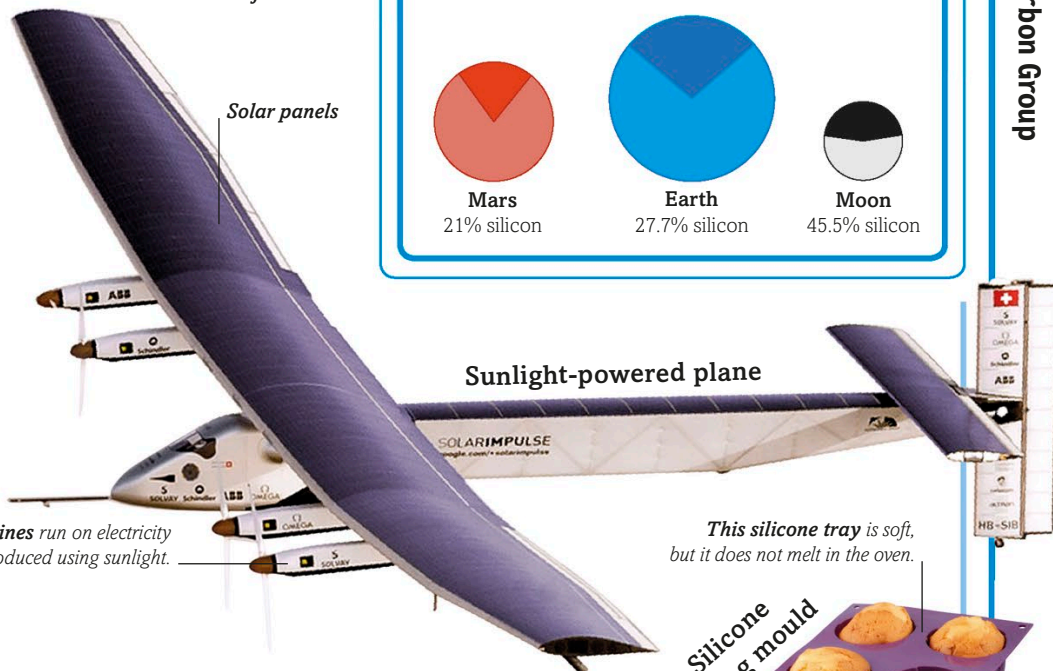
Smokescreen

Silicon wafer



Thin slice of silicon

Solar panels



Sunlight-powered plane

The engines run on electricity produced using sunlight.

This silicone tray is soft, but it does not melt in the oven.



Silicone baking mould



Ceramic vase

Ceramic is made of a silicon-based clay that has been shaped and permanently hardened by heat.



Silicate aerogel in an experiment

Aerogel conducts the heat from the flame poorly, preventing it from passing to the flower.

This silicone band is flexible and strong.



Silicone watch




SILICON IN SPACE

Earth and Mars contain similar amounts of silicon. This element forms on the outer layer, or crust, of both planets. In contrast, the Moon is almost half silicon. Astronomers think this tells us that the Moon was formed from Earth's surface after an asteroid smashed into our planet about 4.4 billion years ago.



Mars
21% silicon



Earth
27.7% silicon



Moon
45.5% silicon

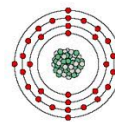
One of the most important uses of silicon is in electronics. Thin slices called **silicon wafers** drive electronic circuits. This versatile element is also used to turn sunlight into electricity in solar panels. Artificial silica is used to create **aerogel**, a lightweight but tough substance

that does not conduct heat well. It is used in fire-fighting suits, and prevents flames reaching a firefighter. Another silicon compound is silicone, which can be moulded into any shape, and is used in a wide range of products from **baking moulds** to **watches**.

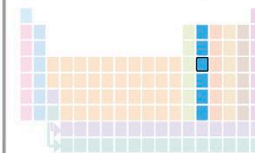
32

Ge

Germanium




● 32 ⊕ 32 ○ 41



State: Solid
Discovery: 1886

Forms




This sulfur mineral is rich in germanium.

Germanite

The pure form is shiny like a metal, but brittle.

Disc of pure germanium refined in a laboratory




Uses



Camera lens

The germanium oxide in the glass of this lens bends surrounding light from a large area into the camera.



Smartphone microchip

This microchip is made of silicon and germanium.

Germanium is found in the **atmosphere of Jupiter.**

This car contains a germanium-based sensor that measures its distance from obstacles.

Car with germanium sensor



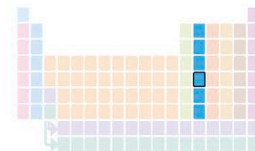
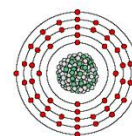
This semi-metal is named after the country Germany. It was discovered there in 1886 by chemist Clemens A Winkler, nearly 20 years after Russian chemist Dmitri Mendeleev predicted its existence and properties. **Germanite** is a mineral rich in germanium,

but this element is mainly extracted from the ores of silver, copper, and lead. One of its compounds, germanium oxide, is used in wide-angle **camera lenses**. It is also used in some **microchips** and in a number of **car sensors** that aid in navigation.

50

Sn

Tin



● 50

● 50

● 69

State: Solid

Discovery: c. 2100 BCE


Forms

Cassiterite



The black colour of the crystals is due to iron impurities.

Laboratory sample of pure tin



This pale, silvery metal is easily moulded.

Uses




Watering can

Tin plating over steel makes the can more resistant to corrosion.



Pewter figurine

This shiny alloy contains around 90% tin.



The large pipes of this organ are made of tin and lead.

Tin whistle



The tin plating on this steel whistle prevents rusting.

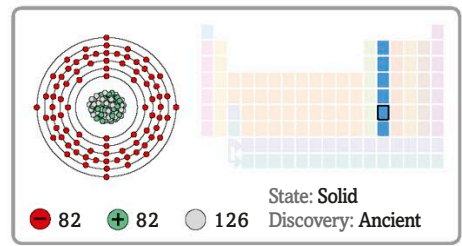
Pipe organ

Tin was one of the first metals used by humans. As long as 5,000 years ago, tin was mixed with copper to make bronze, an alloy that was stronger than either pure metal. The ore **cassiterite** is the main source of **pure tin**. Uses for tin are many, including

plating steel objects, such as **cans**, to stop them corroding. A compound called tin chloride is used for dyeing silks. This metal continues to be used in a variety of tough alloys, including **pewter**, soft solder, and bronze.

82

Pb Lead



Forms




Brown crocoite

This soft, crumbly mineral is made of lead chromate.

The prism-like crystals of this mineral contain a lead-sulfur compound.



Anglesite



Galena

This mineral has a bright, silvery shine.

Uses

This crystal glass sparkles more than regular glass because it contains lead oxide.



Lead pipe

Rust-resistant pipe



Lead crystal glass mug

For many years, lead and tin were thought to be different forms of **the same metal.**

The chemical symbol for lead, **Pb**, comes from the Latin word *plumbum*. This is where the word “plumber” comes from: in ancient Roman times, water pipes used in plumbing were made from this soft metal. Lead compounds are found in the minerals

crocoite, anglesite, and galena – the main source of **pure lead**. Lead was used far more commonly in the past as an important ingredient in paints, hair-dyes, and insecticides. A common historical use was in **glassware**. It has limited applications today. Lead can


Pure strip of lead refined
in a laboratory



*This pure form
of the metal has
a dull grey colour.*



*These pale crystals
on the galena are
a calcium mineral.*



Flashings

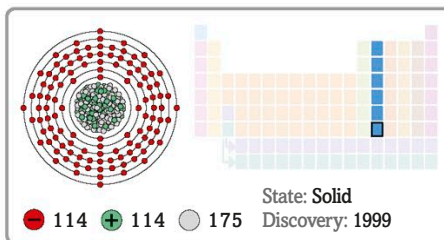
*Flashings,
or "lead sheets",
cover exposed
corners on roofs
to make them
waterproof.*

because it absorbs radiation. It is also used in weights for diving, car batteries, and bendy **"flashings"** for sealing roofs. Lead fell out of favour because it turned out to be poisonous.

114

Fl


Flerovium



This machine produces flerovium by **smashing together** atoms of calcium and plutonium.




Particle accelerator at Joint Institute for Nuclear Research, Dubna, Russia



Georgy Flerov

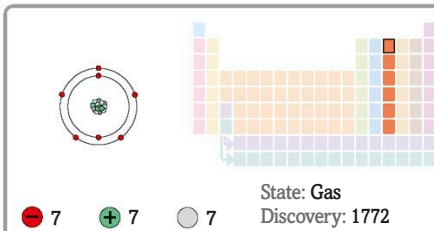
Flerovium takes its name from the Russian scientist **Georgy Flerov**. He founded the **Joint Institute for Nuclear Research** in Dubna, Russia, where this element was first produced in a particle accelerator (a machine in which atoms are smashed together). Flerovium is highly radioactive and its atoms last for only a few seconds before breaking apart.



Molten bismuth (Bi) solidifies to form hopper crystals.

7
N

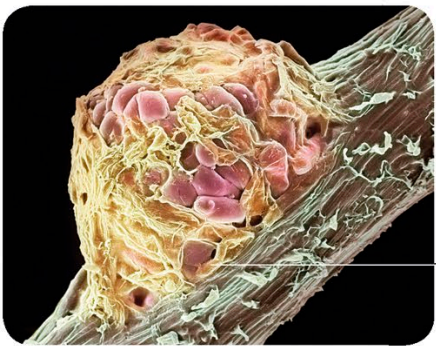


Nitrogen



State: Gas
Discovery: 1772

● 7 ● 7 ● 7

Forms



Microscopic image of root nodule

This is a naturally occurring form of sodium nitrate.

Bacteria living inside plant roots can take nitrogen from the air for use by the plant.




Nitrogen surrounds us all the time because it is the transparent gas that makes up nearly three-quarters of Earth's atmosphere. Since **pure nitrogen** does not react easily, its **liquid form** can be used to freeze and preserve items such as blood and tissue samples.

Nitratine is one of the few minerals rich in nitrogen. Some useful nitrogen compounds can be made by industrial processes. A group of nitrogen compounds is used in explosives, including **TNT** and **nitroglycerine**. When ignited, they explode because the bonds



Uses


Trinitrotoluene (TNT) does not explode below 240°C (464°F).



TNT

This lander used 12 hydrazine-powered thrusters to land on Mars.

Phoenix Mars Lander



Nitroglycerine can be used to treat heart conditions.



Nitroglycerine spray



Drag bike

Motorcycles use nitromethane to fuel their powerful engines.

These nitrogen-based azo dyes are often used to colour textiles.



Textile dye

Superstrong glues contain small nitrogen compounds that link together.



Super glue

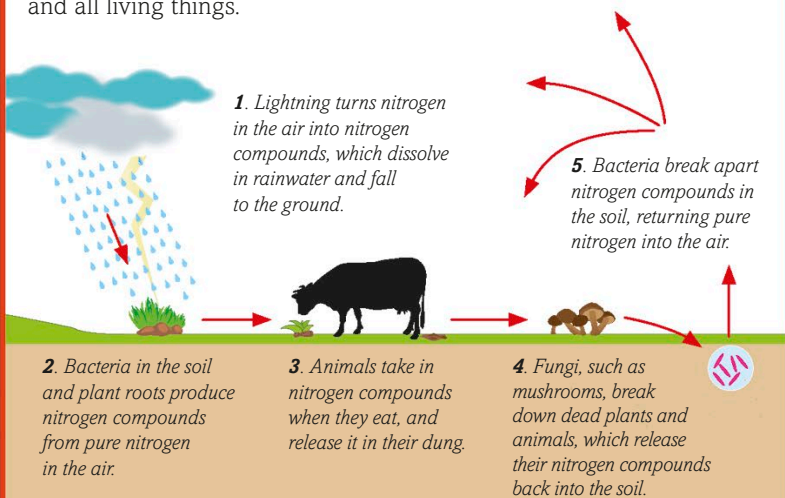
These fertilizers contain compounds called ammonium nitrates that promote growth in plants.



Nitrogen fertilizer


NITROGEN CYCLE

Nitrogen is essential for life. The nitrogen cycle is a process that constantly recycles nitrogen between Earth's atmosphere and all living things.




between nitrogen atoms detach very quickly. Nitrogen fuels, such as nitromethane, are used in **drag bikes**, providing a lot more power than carbon-and-hydrogen only fuels, such as petrol. The compound hydrazine is used in thrusters on spacecraft, such as the **Phoenix Mars Lander**.

Some nitrogen compounds are put in **dyes** and **glues**. An industrial technique called the Haber process turns nitrogen and hydrogen gas into ammonia, a liquid commonly used to make **nitrogen fertilizers**. When mixed with soil, these fertilizers boost plant growth.



DRAG RACING Zooming along a dead straight track, these all-powerful dragsters accelerate all the way to the finish line. They contain massive engines filled with an extra-powerful fuel called nitromethane, which is often shortened to “nitro”. Burning eight times faster than regular petrol used in most cars, this super fuel can push dragsters to speeds in excess of 480 km/h (300 mph).



Nitromethane contains carbon, hydrogen, and nitrogen, but it is the latter element that really gives this fuel its immense power. During the process of combustion – when oxygen is mixed with the fuel in the race car’s mighty engine – nitromethane burns so violently that nitrogen escapes from the fuel and returns to its pure form. This

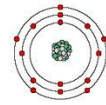
chain of events leads to a release of energy, which propels the dragsters to breakneck speeds. Although these races are an incredible spectacle to behold, driving using nitromethane can be dangerous due to the explosive nature of nitrogen when used in this way: drag racers are taking a risk to win.

15

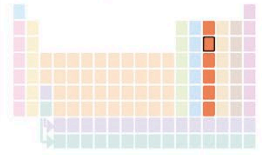
P

Phosphorus

Forms



● 15 ● 15 ● 16

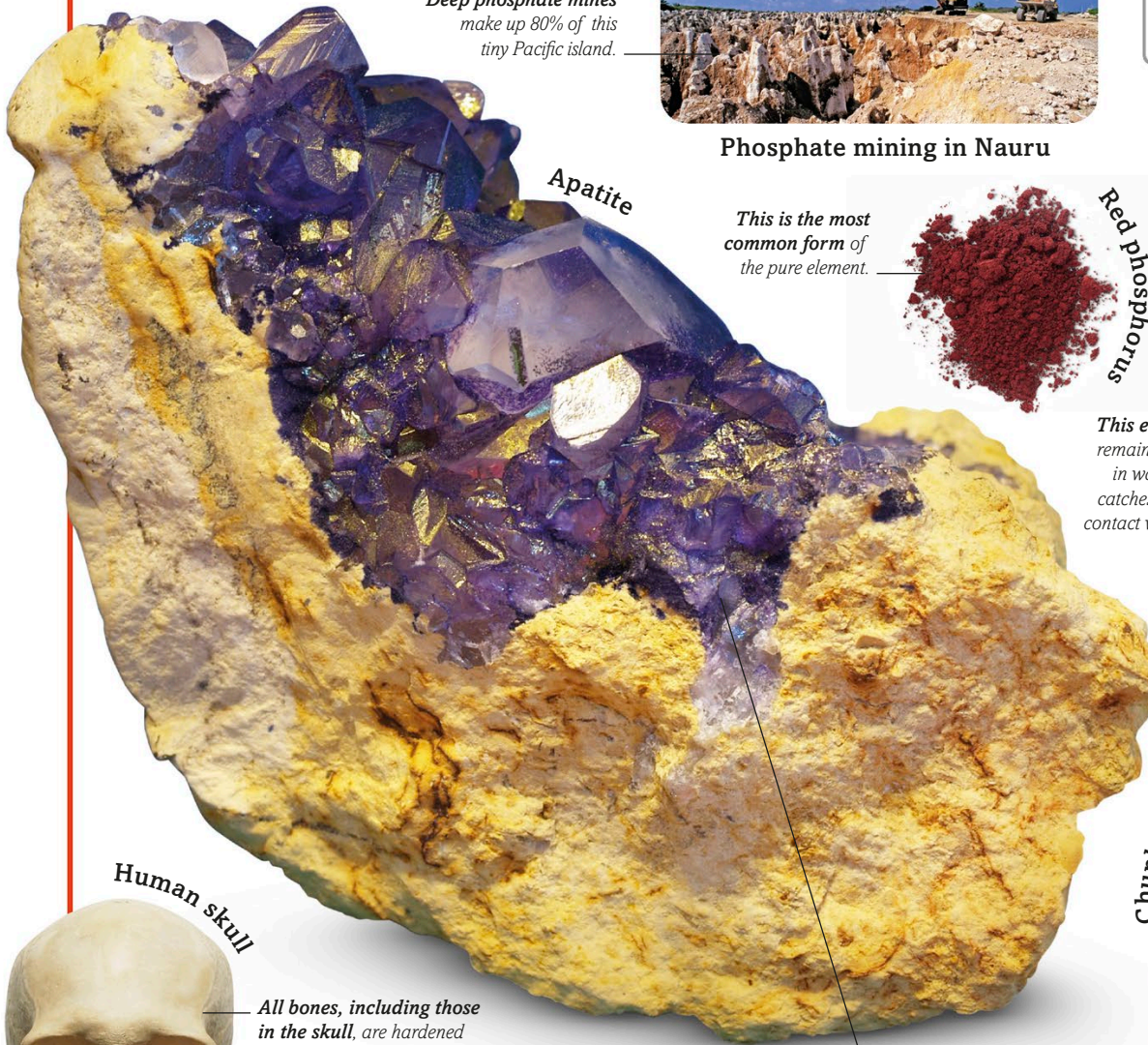


State: Solid
Discovery: 1669

Deep phosphate mines
make up 80% of this
tiny Pacific island.



Phosphate mining in Nauru



Apatite

This is the most
common form of
the pure element.



Red phosphorus

White phosphorus



This element
remains stable
in water, but
catches fire on
contact with air.



Human skull

All bones, including those
in the skull, are hardened
by calcium phosphate.



Tuna

This fish is rich
in phosphorus.

This purple colour
of the crystals is due
to metal impurities.

This form of phosphorus
is made in a laboratory by
heating red phosphorus.

Chunk of violet phosphorus



Phosphorus was accidentally discovered by German alchemist Hennig Brand. In 1669, in his quest for the mythical Philosopher's Stone (a material some believed could turn any metal into gold), he boiled a large pot full of urine for days. This produced a mysterious glowing

substance, which he called phosphorus, meaning "giver of light". Phosphorus is the first element to have a discoverer with a recorded name. It is never pure in nature, and occurs in different minerals. Phosphorus has several flammable,

Uses



This light, strong china contains calcium phosphate.

China tea set

Spraying ammonium phosphate over burning material cuts off its supply of oxygen. This extinguishes the fire.



Fire extinguisher

Safety match box



These flexible fibres are composed of phosphate-rich glass.

The striking surface on the sides of the box contains phosphorus, which ignites the match upon contact.

Spraying crops with phosphates kills pests, such as insects.



Pesticides

Fertilizer

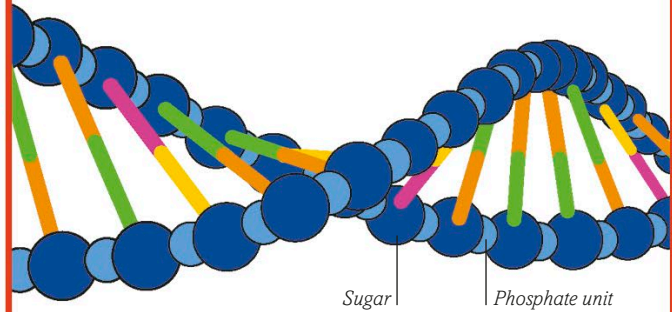


This fertilizer contains ammonium phosphate to boost plant growth.

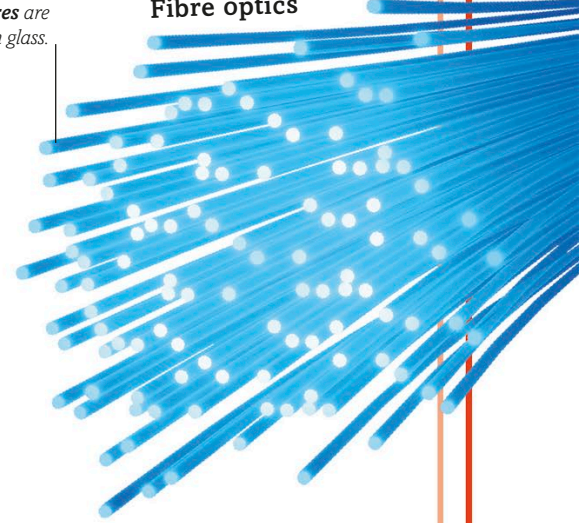


LIFE'S BUILDING BLOCKS

DNA – short for deoxyribonucleic acid – is like a mini database packed with instructions telling your body how to work properly. It consists of a chain of molecules and looks like a twisted ladder called a double helix. The edges are sugar molecules linked together by units containing phosphorus.



Fibre optics



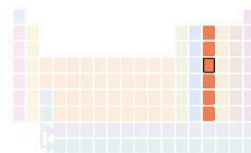
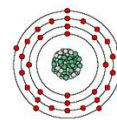
solid forms, including **red**, **white**, black, and **violet**. The glow seen by Brand was caused by white phosphorus reacting with oxygen. Phosphorus is mainly found in **phosphate** minerals (in which phosphorus links to oxygen), such as **apatite**, its main ore.

Phosphates are present in **fine china**, and are an important ingredient in **fertilizers**. The strips on the sides of **safety match boxes** contain pure phosphorus. More complex phosphorus compounds used in **pesticides** are poisonous.

33

As

Arsenic



● 33


● 33

● 42

State: Solid

Discovery: c. 1250

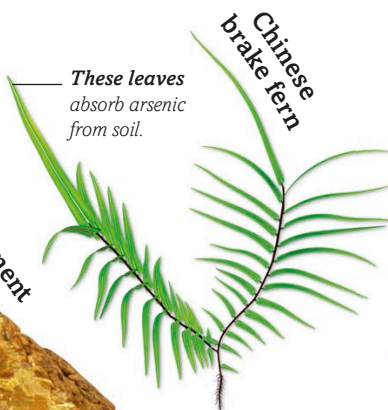
Forms



Orpiment

These leaves absorb arsenic from soil.

Chinese brake fern



Until the 1800s, this mineral was powdered for use in paints.

Pure arsenic refined in a laboratory



Metallic shine

This ore is found in hot volcanic springs.

Realgar



Uses

Bullets




This tip is an alloy of arsenic and lead.

Rat poison



This poisonous arsenic compound kills rats.

When heated, arsenic **doesn't melt**, instead it **turns into a gas.**



Car battery

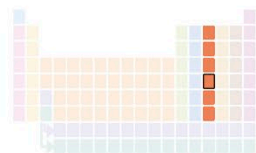
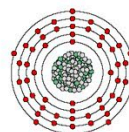
The electrodes inside this battery contain arsenic.

Arsenic is often called the “king of poisons”. Every form of arsenic – either pure or in a compound – is poisonous to animals. In fact, arsenic poisons have been used for centuries. This semi-metal is found in several minerals with striking colours, including **orpiment**. Naturally

occurring **pure arsenic** has a shiny, grey colour. Arsenic compounds are used in making some **rat poisons**. The leading use of arsenic today is for strengthening lead. This is done by mixing arsenic with lead to create a tough alloy that is often used in **car batteries**.

51
Sb

Antimony




State: Solid
Discovery: c. 1600 BCE

Forms



Jamesonite

These needle-like crystals contain antimony, lead, and iron.



Stibnite


This mineral tarnishes on contact with air.

Uses



These metallic letters are used by some printing presses, and are made of an antimony-tin alloy.

Printing press metal type




This silvery semi-metal is hard but brittle.

Pure antimony crystals refined in a laboratory



These matches with antimony in the tip burn brighter than the ones without it.

Safety matches



Egyptian kohl

Kohl is a dark eyeshadow.

Kohl makes it **easier to see** in strong sunlight.

Antimony gets its name from the Greek word *anti-monos*, meaning “not alone”. This may refer to the fact that the element is never found pure in nature, but is always found combined with heavier metals, such as lead. The element’s symbol, Sb, comes from *stibium*,

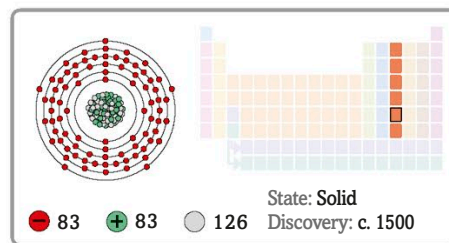
the Latin word for kohl, a form of eye make-up. The mineral ore **stibnite** is the largest source of **pure antimony**. Its pure form is mostly used to make hard alloys, such as that in the **metal type** used by some printers. Ancient **Egyptian kohl** was made from powdered stibnite.

The Nitrogen Group

83

Bi

Bismuth



Forms




Bismuthinite

This mineral is the main source of pure bismuth.

These rainbow colours form when the metal on the surface begins to react with oxygen.

Hopper crystals refined in a laboratory



These bismuth crystals were produced in a laboratory.

In Earth's crust, bismuth is about **twice as abundant as gold.**

Bismuth is a radioactive element but its atoms are relatively stable and last for millions of years. People have known about bismuth for centuries. The Incas of South America added it to weapons made of the alloy bronze to harden them, while

ancient Egyptians used a bismuth mineral to make their cosmetics glittery. Pure bismuth forms an oxide in air that is seen as colourful crystals called **hopper crystals**. This element is very brittle and has few uses when not in a compound form. Yellow bismuth

Uses

This cold box uses a compound called bismuth telluride, which becomes cold when electrified, and keeps items cool.



Portable refrigerator

This nail polish gives a pearly effect because of bismuth compounds.



Yellow cosmetics

This medicine contains a bismuth compound that helps settle an upset stomach.



Digestive medicine

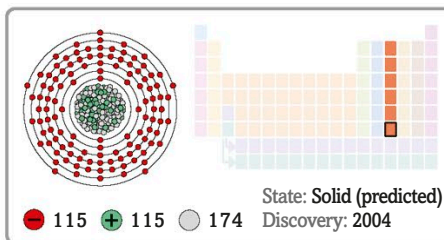
Unlike most elements, bismuth's liquid state is **heavier** than its solid.

pigments are used in paints and **cosmetics**, while several bismuth compounds are also in **medicines**. An alloy of bismuth and tin is an ingredient in fire sprinklers.


115

Mc

Moscovium




This is one of the machines in this research centre.



Joint Institute for Nuclear Research, Dubna, Russia

Only about a hundred or so atoms of this heavy, artificial element have been made. Moscovium was first created at the **Joint Institute for Nuclear Research** in Dubna, Russia. A team of Russian scientists, led by Yuri Oganessian, created this element by smashing americium atoms with parts of calcium atoms. It is named after the Russian capital city of Moscow. This element is extremely radioactive, and its atoms break up within a fraction of a second. Scientists think that moscovium would be a dense, metallic solid but with such small samples, they can only measure how big the atoms are before they break up.




Pure tellurium
(Te) can form
silvery crystals.

8
0


Oxygen

State: Gas
Discovery: 1774

Forms





Streaks of light adorn the sky as atoms of oxygen in the air are hit by a stream of particles blasting from the Sun.



Northern lights

Plants release oxygen in sunlight.

Flames are produced when oxygen reacts with fuel, such as wood.



WHAT IS COMBUSTION?

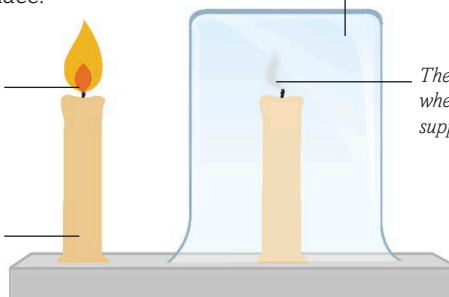
Combustion is a chemical reaction that produces heat and light. Oxygen is essential for combustion to take place.

A beaker is placed over a candle, starving the flame of oxygen.

The flame is steady in the presence of oxygen.

The flame goes out when the oxygen supply is cut off.

Candle wax is made of a flammable carbon compound, which acts as a fuel.



Oxygen is the most common element in Earth's crust. Oxygen and its compounds make up half of all rocks and minerals on our planet. In the atmosphere, **pure oxygen** makes up around one-fifth of the air. This element is a transparent gas. Life on Earth depends on

oxygen for survival. Animals breathe in air to collect the oxygen in it. Our bodies' cells then use that oxygen to break apart sugars to release energy, which powers our bodies. Another process that involves oxygen is the burning reaction called combustion, in which oxygen

Uses

This cylinder takes in oxygen along with the fuel.

The piston then squeezes the mixture of oxygen and fuel.

Hot steel may have impurities that are burned away using pure oxygen.

This piston is pushed down when the mixture explodes.


The oxygen in this cylinder can last for up to 30 minutes.

This rocket carries liquid oxygen that mixes with the fuel to produce hot gases, which help the rocket lift off.

Steelmaking

Scuba diver

Atlas V rocket



Internal combustion engine

The up-and-down motion of the pistons makes the wheels of a car spin.



Antifreeze

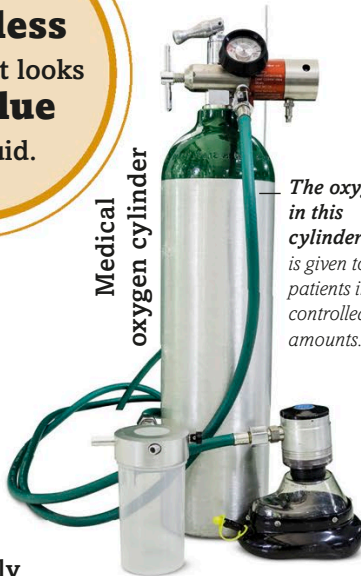
This liquid contains an oxygen compound that prevents water from freezing in an engine.

Oxygen is colourless as a gas, but looks pale blue as a liquid.

Mountaineers have to adjust slowly to changing levels of oxygen as they climb higher.



Mountaineer with oxygen supply



Medical oxygen cylinder

The oxygen in this cylinder is given to patients in controlled amounts.



Welding torch

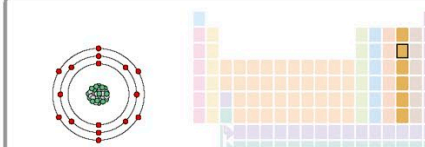
This flammable gas-oxygen mixture burns hot enough to melt metal.

reacts with a fuel and produces **fire**. Oxygen is also used up when it reacts with other elements to form compounds called oxides. However, it is replenished by **plants** through a process called photosynthesis, which releases fresh oxygen. Car **engines** are powered by the combustion

of petrol or other fuels. Oxygen is also useful in the **making of steel**. Tanks of oxygen let **mountaineers** breathe easily in environments that have low levels of this gas. Rockets, such as the **Atlas V**, carry liquid oxygen to burn fuel in the absence of air in space.

16
S

Sulfur



State: Solid
Discovery: Prehistoric

● 16 ● 16 ● 16


Forms

Natural sulfur



These yellow sulfur crystals often attach to volcanic mud.

Liquid sulfur



Hot liquid sulfur is pumped up from an underground mine.


This grey-blue crystal contains a sulfur compound called strontium sulfate.

Celestine

Soft, brittle granules


Skunks release a foul spray that contains three kinds of sulfur compounds.

Laboratory sample of pure sulfur



Hydrogen sulfide bubbles form in volcanic mud.

Mud volcano



Skunk



Cut onions release sulfur compounds that make our eyes water.

Onions



Known since ancient times, sulfur is one of the few non-metals that can be found pure in nature. This yellow, crystalline element is found in large amounts near volcanic craters. Another name for sulfur is “brimstone”, which refers to the way its crystals burn, melting into

a blood-red liquid. In some religions, brimstone is thought to be the fuel that burns in the underworld. **Pure sulfur** is extracted from underground deposits using hot water. The hot **liquid sulfur** is then pumped to the surface. This element is a common ingredient in many

Uses



Vulcanized rubber – made by heating sulfur with natural rubber – is weatherproof.



Vulcanized tyre

Preserved dried fruits



Some dried fruits are preserved using powder containing a sulfur compound.

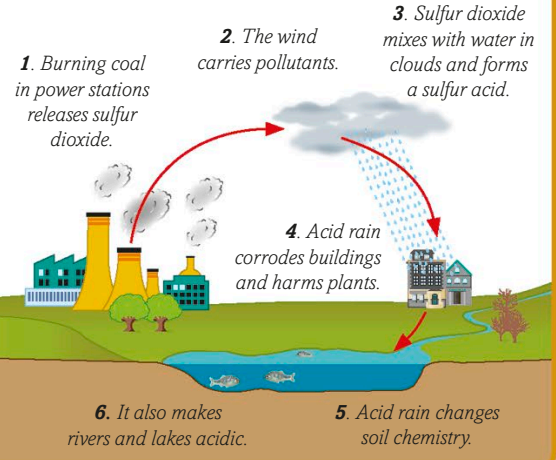
When burned, sulfur in this candle drives away pests.



Sulfur candle

ACID RAIN

Sulfur dioxide gas produced by burning fuel dissolves in rain water, making a sulfur acid. This falls to the ground as acid rain.



Creams that contain sulfur compounds can disinfect skin.



Skin cream



Lead acid battery

This battery contains strong sulfuric acid.


Penicillin pills



Some antibiotics contain sulfur compounds that kill harmful bacteria.

Sulfur acid rain damage

This limestone sculpture has been weathered by acid rain.



Acid rain destroys forests by removing nutrients in the soil and in the leaves.




This plant emits a rotting smell to attract meat-eating insects.

Titan arum

minerals, such as **celestine**. Many sulfur compounds smell bad. For example, the rotten-egg smell of volcanic pools is due to hydrogen sulfide gas. Other examples include **skunk** spray, the gaseous substance emitted by chopped **onions**, and the odour of the **titan arum**

flower. There are many uses for this non-metal. Its compounds can harden natural rubber for use in **tyres**, preserve **dried fruits**, and make strong **battery** acids. The element has anti-bacterial properties and is used in antibiotic medicine, such as **penicillin**.



DANAKIL DEPRESSION This hot spring in Africa's Danakil Depression is surrounded by a yellow crust of pure sulfur. The sunken region between Ethiopia and Eritrea in East Africa is a wild volcanic area, packed with erupting craters, arid deserts, boiling mud, and pools with unusual colours caused by the presence of sulfur and many mineral salts.



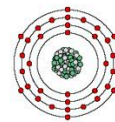
At more than 100 m (330 ft) below sea level, the Danakil Depression is one of the lowest points on Earth's surface. This area receives little or no rainfall and the weather is hot and dry, with temperatures soaring above 50°C (120°F). The scalding green water of the springs inside the depression contains pure sulfur as well as a toxic sulfur

compound called sulfuric acid. As the water evaporates, sulfur deposits build up around the edges of the pools, making beautiful shapes across the vast landscape. Tourists visit to marvel at the remarkable sights at Danakil, even though the inhospitable conditions in the area give it the title of the "cruellest place on Earth".

34

Se

Selenium

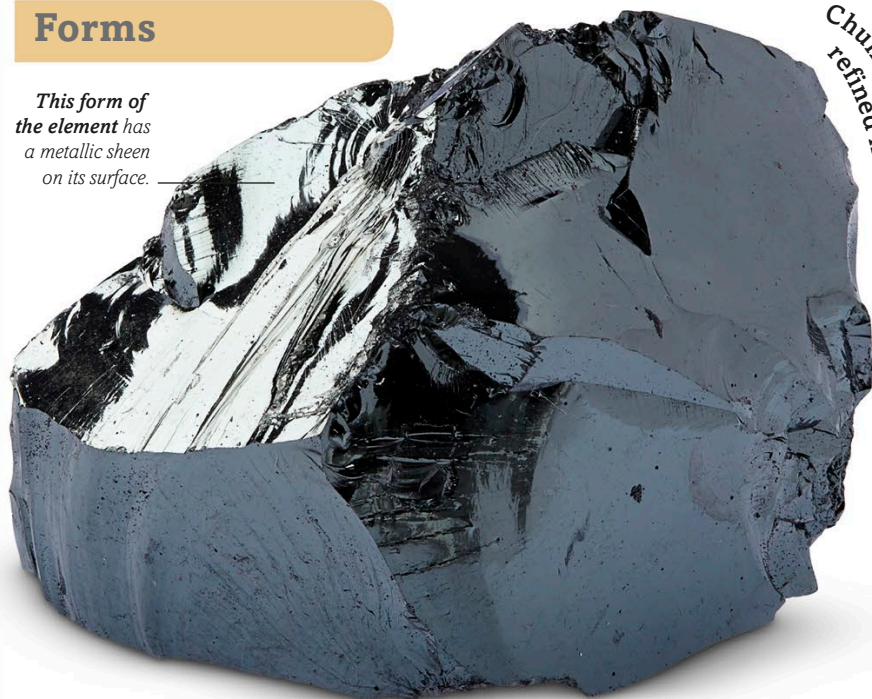


● 34 ● 34 ● 45

State: Solid
Discovery: 1817

Forms

This form of the element has a metallic sheen on its surface.



Chunk of pure grey selenium refined in a laboratory

These nuts are the richest food source of selenium.




Brazil nuts

These dark areas contain selenium and copper.



Uses

This calculator is powered by a solar cell made of selenium and nickel.



Calculator

Anti-dandruff shampoo



This bright colour comes from the red selenium in the glaze.

Ceramic vase



A selenium compound in this shampoo treats dandruff.

Photocopier

Many office photocopiers use selenium in powdered form.



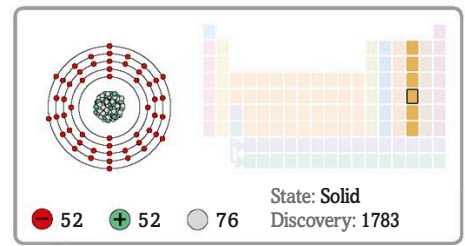
Selenium is named after Selene, the Greek goddess of the Moon. This element is a semi-metal and so has the properties of both metals and non-metals. Selenium has two main pure forms: **grey selenium**, which is a hard substance, and red selenium, which is a soft

powder. The most common use of selenium is as an ingredient that provides colour in glass and **ceramics**. Selenium is sensitive to light, so it is used in solar cells that convert sunlight into electricity. It is also utilized in **photocopy machines**.

52

Te

Tellurium



Forms

Melonite



This ore is a soft but dense solid.

This metallic crust contains tellurium, gold, and silver.

Sylvanite



This semi-metal can form silvery white crystals.

Pure tellurium crystals refined in a laboratory



Uses

These glass fibres contain tellurium.



This deep red colour comes from adding tellurium.

Red-tinted glass bottle



Tellurium **protects** bronze **from corroding** easily in air.

Topaz solar farm, California, USA

The solar panels are linked to power cells containing tellurium.



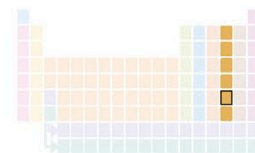
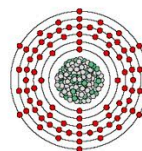
Tellurium is one of the 10 rarest elements on this planet. It gets its name from the Latin word *tellus*, which means Earth. This element is often found as a compound with another element, such as the metal nickel, as in the case of the ore **melonite**. Tellurium is also produced as a waste

product when lead and copper are refined. **Pure tellurium** can take on two forms: a shiny, metallic solid or a brown powder. This element is mainly used in the glass of **fibre optics**, which carry high volumes of information much faster than copper cables.

84

Po

Polonium



State: Solid
Discovery: 1898

84 + 84 125

Forms

This uranium ore contains **0.0000001 per cent** polonium.

This mineral contains uranium atoms that break apart to form atoms of polonium.



Uses



Anti-static brush


This brush is used to remove static electric charge from camera lenses and music records.

This bomb can be detonated when the polonium inside it ignites.



Atom bomb

This robotic lunar buggy was kept warm on the Moon's surface by the heat produced by the polonium inside it.



Lunokhod rover

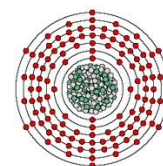
Polonium is very radioactive: 1 g (0.03 oz) of this metal quickly heats up to 500°C (932°F) because of the radiation it emits.

This element was discovered by Marie and Pierre Curie in 1898. Marie named it after Poland, her homeland. It is rare in nature,

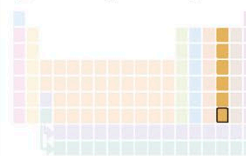
and is normally produced in nuclear reactors. Despite its radioactivity, this element is used in a few ways. It can trigger the explosion of **atom bombs**. It heats and powers spacecraft, such as the Russian **Lunokhod rovers**, which landed on the Moon in the 1970s.

116
Lv


Livermorium



● 116 ● 116 ● 177



State: Solid
Discovery: 2000



Heavy ion cyclotron,
Joint Institute of Nuclear Research, Dubna, Russia

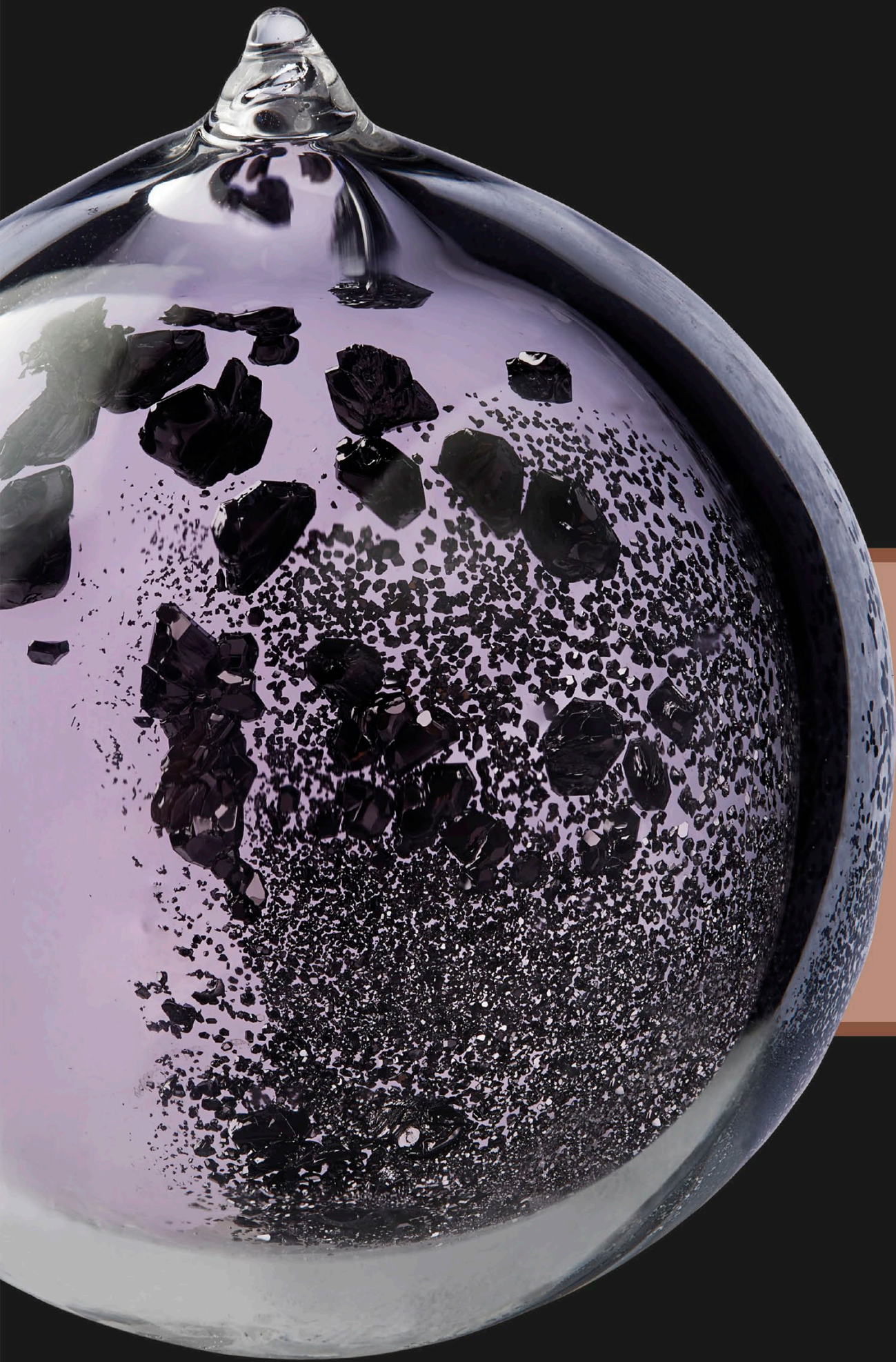
Livermorium
has been
named
after this
laboratory.



Lawrence Livermore National Laboratory, California, USA

When livermorium atoms were first produced in 2000, they broke apart in a fraction of a second. The first successful attempt to create atoms of this element was made at the **Joint Institute of Nuclear Research** at Dubna, Russia. The team worked

with material provided by the **Lawrence Livermore National Laboratory** in California, USA. This highly radioactive element was produced by firing calcium atoms at curium atoms in a particle accelerator (a machine in which atoms are smashed together).

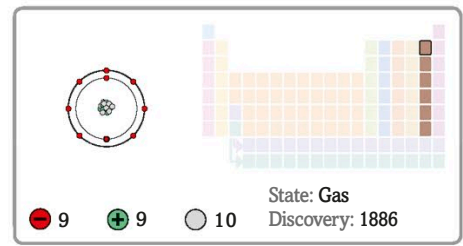


**This glass
sphere
contains
pure
iodine (I).**


9

F

Fluorine



Forms



Cryolite

This soft mineral is brittle, which means it breaks easily into lots of pieces.



Laboratory sample



Fluorite

These cubic crystals are green due to impurities.

Topaz means “fire” in the ancient Indian language of Sanskrit.



Topaz

This sealed case contains a mixture of fluorine and helium.

This precious gemstone contains 20.7% fluorine.

This highly reactive element is incredibly dangerous when pure: just a tiny amount added to the air can kill a person. A pale yellow gas, fluorine reacts with brick, glass, and steel, burning a hole straight through them. Because it is so dangerous, pure fluorine

is often stored in nickel containers that can resist its attack. Minerals such as **cryolite** and **fluorite** contain this element. This gas and its less harmful compounds have a wide variety of uses. Hydrofluoric acid is a toxic liquid used to etch patterns on glass, as seen in some **glass vases**.

Uses



Etched glass vase

These circuit breakers, containing a compound of fluorine and sulfur, cut electricity supply in an emergency.



Circuit breakers

These patterns form after the surface of the glass is burned by an acidic fluorine compound.

Ceramic pot



Fluorine-rich plastic clothing repels water.

The shiny coating on this ceramic dish is from a fluorine-containing glaze.



Waterproof clothing

Upon injection, this fluorine-rich liquid heals damaged tissues by carrying oxygen to them.



Oxycyte

PTFE was used by NASA to make spacesuits because it protected against heat.

Some toothpastes contain fluorides that harden tooth enamel.



Toothpaste

This pan has a PTFE coating that resists heat.



Non-stick pan

Some glazes used to coat ceramics contain fluorine minerals. When heated, these glazes release fluorine, which hardens the ceramic underneath. Another compound called polytetrafluoroethylene (PTFE) is commonly used to make **non-stick pans**: this material is

slippery and prevents food that has burned while cooking from sticking to the pan. Thin fibres made of PTFE are also used to make lightweight, **waterproof clothing**. One of the most common uses of fluorine compounds is in **toothpaste**: they toughen teeth against decay.



HENRI MOISSAN

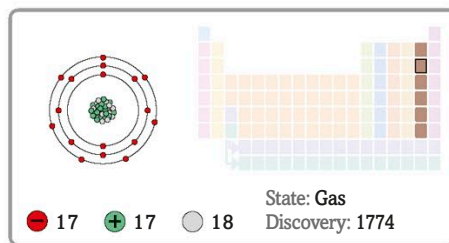
In the early 1800s, chemists in Europe realized that minerals such as fluorite contained an unknown element. However, it took another 70 years before the French chemist Henri Moissan extracted pure fluorine following a series of dangerous experiments that even poisoned him several times.




17

Cl

Chlorine



Forms



Chlorine is named after the Greek word *chlōros*, which means “pale green”, a reference to the colour of this gaseous element. Chlorine is a highly reactive gas that forms a number of compounds, and does not exist pure in nature. The most common chlorine compound is sodium

chloride, found in nature as the mineral **halite**. Chlorine compounds are important for the body and are used by muscles and nerves. They are also present in sweat. As it is poisonous in its pure form, chlorine gas was used as a weapon during World War I: soldiers had to wear masks for protection



Uses



Running shoes

The soles of some running shoes contain chlorine compounds.



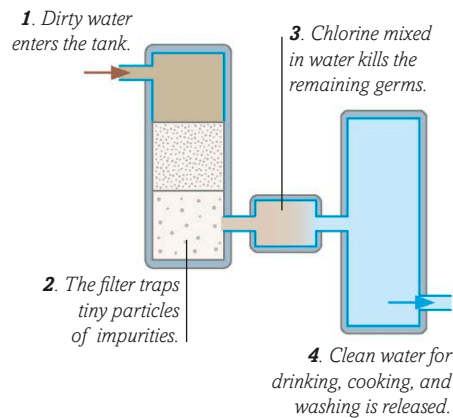
Common salt

Sodium chloride is used to season meals.

Strong water pipes are composed of thick PVC.

CHLORINATION

The process of cleaning dirty water with chlorine is called chlorination. This method involves passing the water through a filter.



Chloroform



Breathing in this chlorine-infused liquid makes people fall unconscious.

This chlorine-rich plastic is tough.



Safety goggles

The chlorine levels in this pool need to be regulated carefully to maintain the quality of water.

Swimming pool




Bleach



This case is tough but flexible.

This bleach cleaner contains a compound called sodium hypochlorite.



PVC pipes



PVC suitcase

against this weapon. Today, chlorine is used in many ways. Its compounds are present in everything from **running shoes** to **chloroform**. It reacts with hydrogen to make hydrochloric acid, an industrial cleaner. This corrosive liquid eats away at most metals, releasing hydrogen gas. A weaker

chlorine acid is used to clean water in **swimming pools**, while **bleach** and other cleaners use chlorine compounds to kill germs. One of the most widely used plastics, **polyvinyl chloride (PVC)**, contains chlorine. It is a tough plastic, used to make many rigid objects.



OCEAN CLEAN UP Chlorine is a common ingredient in cleaning products, and can be used for scrubbing everything from bathroom tiles to ocean floors. These divers are trying to remove harmful seaweed in the Mediterranean Sea using the power of chlorine. This green weed grows quickly and can potentially kill other sea plants by depriving them of their essential nutrients. Some fish are also poisoned if they eat this toxic weed.



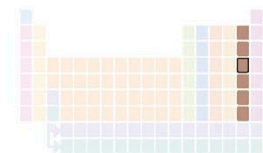
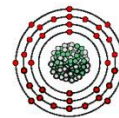
The two divers use chlorine twice in the cleaning process. First, they cover the thick seaweed with a sheet made of PVC, a tough plastic containing chlorine. Next, they pump a compound of sodium and chlorine called sodium hypochlorite under the sheet. This powerful liquid bleach kills the unwanted

seaweed. Several weeks later, the divers return to remove the PVC sheets. The invading seaweed will not regrow, and the plants on the seabed will gradually return. Although chlorine is highly reactive and can damage skin and other body parts, divers are well-protected by their rubber wetsuits.

35

Br

Bromine



● 35 ⊕ 35 ○ 45

State: Liquid
Discovery: 1826

Forms

Bromine vapour

Pure bromine
in a glass sphere

This sealed glass container
prevents bromine vapour
from escaping.

Potassium bromide

Pure bromine is
a red-brown liquid.

Bromine
is named after
the Greek word for
“**stench**”
because of its
strong smell.

Bromine is the only non-metal that is a liquid at room temperature. A thick vapour given off by this liquid is dangerous if breathed in. **Pure bromine** is never found in nature. Its compounds can easily mix in water, and are found dissolved in seawater


and extremely salty lakes, such as the **Dead Sea** in the Middle East. Solid bromine salts, including **potassium bromide**, collect as the water evaporates away, leaving behind crusts of white crystals. Bromine can then be extracted from the solid salts. A common



This bromine salt was used in the late 19th century to help patients sleep.

Uses

Bromine chemical test kit



The colours on this test kit show how much bromine is in the water.



Fire extinguisher

This fire extinguisher uses a non-flammable, bromine-rich gas to extinguish fires.

This image was created when light reacted with silver bromide.



Photograph negative

Bromine was used as a **weapon** in World War I.



Crusts of bromine salts form along the Israeli shoreline.

The Dead Sea Coast



ANTOINE-JÉRÔME BALARD

In 1826, French chemist Antoine-Jérôme Balard discovered bromine. He heated seawater from salt marshes, and after most of the water had evaporated, he passed chlorine gas through what was left. The remaining liquid turned orange-red: this was bromine.



The fabric used to make this suit contains bromine compounds that make it fireproof.



Fireproof suit

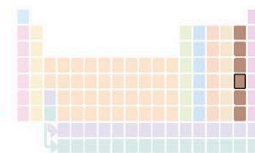
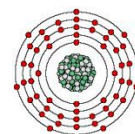
use of this element is as a disinfectant to clean water. It works better than chlorine in hot tubs as chlorine escapes into the air easily from the warm water. The concentration of bromine in swimming pools can be regulated using **chemical test kits**. Bromine compounds

can be used in film photography in which images are printed using chemicals on **negatives**. Today, bromine is mainly used in **fireproof material**, such as firefighter suits or furnishings, because it doesn't catch fire easily.

53

I

Iodine




State: Solid
Discovery: 1811

Forms

Pure iodine in a glass sphere


This sealed glass container prevents iodine from reacting with air.



Purple iodine vapour

Purple-black solid iodine

Solid iodine **does not melt** when heated, but turns into a vapour.



Crab

This crab absorbs iodine from seawater.

Uses

Printing ink



These coloured inks are made using iodine compounds.

Polarizing sunglasses



These lenses contain iodine, which filters out bright, reflected light.

Candied cherries



The bright red colour of these cherries is due to an iodine dye.

This disinfectant is applied to wounds to stop the spread of infection.

Betadine



Iodine is the only halogen that is solid at room temperature. The element forms a purple gas when heated, and is named after the Greek word *iodes*, which means “violet”. Iodine was first discovered in seaweed, and many plants and animals in the sea have high levels of iodine.

Seafood, including **crabs** and fish, provide the element in our diet. The human body needs small amounts of iodine to make an important substance called thyroxine, which helps us grow. Iodine is also used to make **printing ink**, red and brown food dyes, and disinfectants.

85

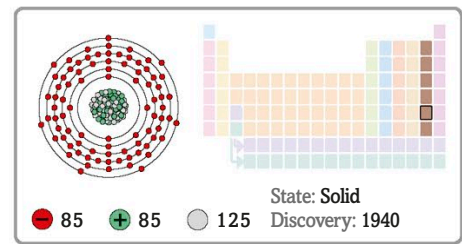
At

Astatine

Atoms of astatine are unstable, and typically break down after just a few hours, into atoms of lighter elements, such as bismuth. This radioactive element itself forms in a similar way when atoms of a heavier element called francium break apart. Tiny amounts of this rare element are found in uranium ores, such as **uraninite**. The Italian physicist Emilio Segrè was one of the first scientists to isolate a sample of pure astatine. He was able to do so by using a particle accelerator: this is a machine that smashes together atoms and then studies the results.



Inside this mineral, unstable atoms of the element francium are breaking apart, forming astatine atoms.




The Halogen Group

117

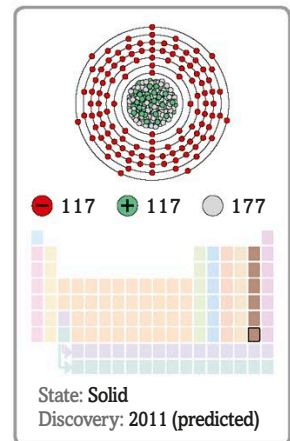
Ts

Tennessine

Nuclear Reactor, Oak Ridge National Laboratory, Tennessee, USA



Atoms of tennessine existed for a few seconds after they were formed.

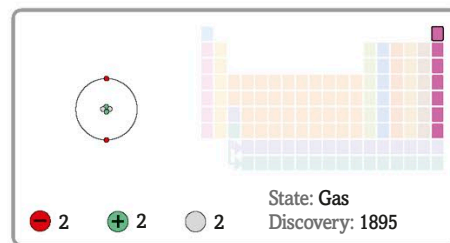


Tennessine is the youngest element in the periodic table. It was produced in 2011, in the Russian city of Dubna. The element was named after the US state of Tennessee, home to the **Oak Ridge National Laboratory**, which houses one of the first, large-scale nuclear reactors ever built. Only a few atoms of this halogen element have ever been made. Even so, scientists have predicted it to be a semi-metal, not a non-metal like all the other halogens.



**Krypton (Kr)
becomes
visible only
when it is
electrified.**

2 He Helium




Forms



Uses

A particle accelerator is a machine that smashes atoms together: this one uses liquid helium to cool its parts.




Large Hadron Collider, CERN, Switzerland

Helium-cooled MRI scanner



Saturn



Saturn's atmosphere is made up of clouds of hydrogen and helium.

Natural gas often contains some helium.



Gas flare rig

Helium is the second lightest element after hydrogen. This transparent gas was first discovered in 1868 by Sir William Ramsay, a Scottish chemist. Today, we know that a quarter of all the atoms in the Universe are helium. It is one of the main gases in the atmospheres of

giant gas planets, such as **Saturn**. Being so light, however, helium is very rare on Earth: it escapes from our atmosphere into space. It was not until 1895 that chemists managed to collect a sample of helium gas coming from uraninite, a radioactive uranium mineral. Today, helium is



Airship


This airship contains large quantities of helium to make itself lighter than air.



Party balloon

This balloon contains a mixture of helium and air.

Helium-ion microscope



This powerful microscope can zoom in to view much smaller details than most other microscopes.

This high-speed train uses a pair of magnets: one to move forward and one to float over the track.



Helium-cooled maglev train



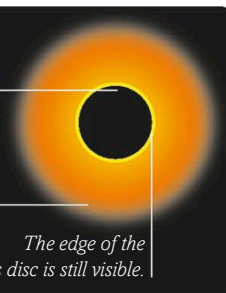
SUN GAS

In 1868, during a total solar eclipse (when the Moon passes directly in front of the Sun), helium was discovered in the cloud of gas seen around the Sun. The yellow colour of this cloud showed it contained an unknown gas, which was named after Helios, the Greek god of the Sun.

The Moon blocks the Sun's light from reaching Earth.

This outer gas cloud can only be seen clearly during a solar eclipse.

The edge of the Sun's disc is still visible.



The track is lined with a magnet that repels the one on the train, making it float.

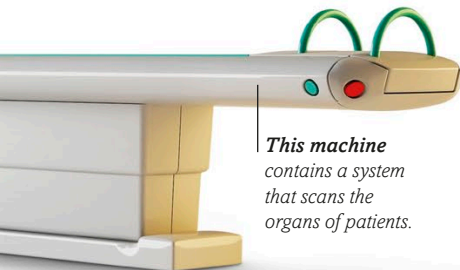
Rocket helium tank



Helium in this container will fill up a rocket's fuel tanks as they empty out during liftoff.

Helium has the **lowest melting point** of any element.

This machine contains a system that scans the organs of patients.



collected from underground reservoirs or is found mixed in natural **gas** and oil. Unlike hydrogen, which is very reactive, helium is a noble gas and does not react at all. This property makes it safe to use in objects such as **party balloons** and **airships**. To turn helium

into a liquid, it must be cooled to an extreme temperature of -269°C (-452°F). Liquid helium is used to make things very cold, including the powerful magnets used to make **maglev trains** float along special tracks. **MRI scanners** also use liquid helium for cooling.



NEBULA This glowing nebula (cloud of gas and dust) is the Crescent Nebula. It is so vast that our entire Solar System would fit inside it seven times over. The nebula's light comes from a super-heated star at its centre. Known as WR 136, this star is 15 times heavier than our Sun and 250,000 times brighter. Its immense power comes from its fuel – helium.

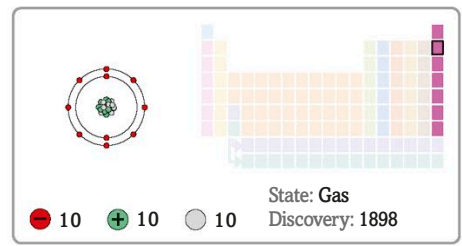


Helium makes WR 136 hot and bright. The star once burned using hydrogen, like our Sun. Hydrogen atoms smashed together in the star's core until they became helium atoms, releasing energy in the process. However, the star ran out of hydrogen about 200,000 years ago. It began smashing together helium atoms instead, and ballooned into a gigantic red star,

sending out a cloud of gas that spread around it. The star is producing a wind of electrified gases that hurtles out at 1,700 km (1,056 miles) every second. This wind continues to crash into the gas cloud, making it glow into the nebula we see. Eventually, WR 136 will run out of helium and its other fuels, and explode into an enormous fireball called a supernova.

10
Ne

Neon



Forms



Volcanic eruption




Volcanic eruptions release neon gas into the atmosphere.

Neon lights may refer to lighting produced using any noble gas.

Uses

A deep red beam is emitted by this laser.



Helium-neon laser

Glass tubes filled with neon are used as brightly lit signs.



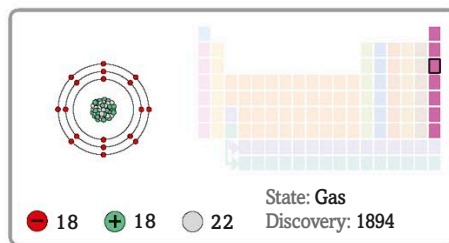
Neon sign

Neon is a rare element: it makes up just 0.001 per cent of our atmosphere. Some of it was locked in Earth's rocks when the planet formed, and this is released into the air by volcanic eruptions. Pure neon, a transparent gas, is extracted by cooling air to a temperature


of -189.34°C (-308.81°F), at which point the neon gas in the air turns to liquid. Neon can be mixed with helium to create research lasers. However, it is most commonly used in lighting, such as in illuminated signs or as bright warning beacons in the path of aircraft at airports.

18
Ar

Argon



Forms



Uses



The Magna Carta, a historical document, is stored in argon, which forces out oxygen and water vapour that would damage the parchment.

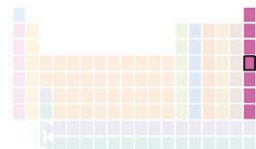
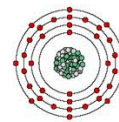
Argon is the third most abundant gas in the atmosphere, after nitrogen and oxygen. It undergoes no reactions with any other element, and was named after the Greek word *argos*, meaning "idle". Argon does not conduct heat well so it is put in **double-glazed windows**,

and in **diving suits** during cold, deep dives. Its lack of reactivity is useful. Argon is used in **museum displays** to protect delicate exhibits. It also stops metals reacting during hot **welding**. This element can also be useful in the production of titanium.

36

Kr

Krypton



36

36


48

State: Gas

Discovery: 1898

Forms

Pure krypton in a glass sphere



This sample of krypton is trapped in a glass sphere.


Krypton is a transparent gas but it glows with a blue-white light when electricity flows through it.

When this camera's flash activates, it's a result of krypton being electrified by the camera's battery.



Digital camera

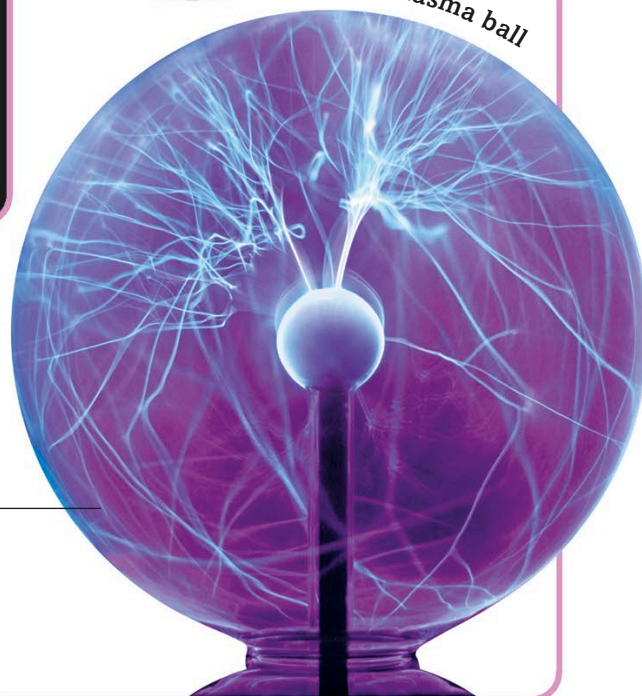
Krypton-based lasers illuminate this building.



Laser lighting


Sir William Ramsey won a **Nobel Prize** in Chemistry for discovering the noble gases.

Plasma ball



This globe contains a mixture of noble gases, including krypton.

Uses



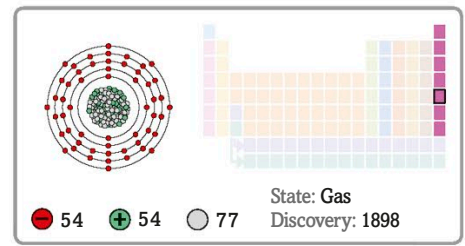
Incandescent bulb

This energy-efficient bulb contains krypton.


The word **krypton** means the “hidden one” in Greek. This element exists as an inert gas in nature, which means that it does not react with almost any other element. Krypton is not found in any minerals and only tiny amounts of it can be found in the air. **Pure krypton** produces

a very bright white light when electrified with a current, which makes it ideal for use in **flash bulbs**. Krypton can react with the element fluorine to form the compound krypton fluoride, which is used to power some kinds of **laser**.


Xenon



Forms



Uses



Modern film projector lamp



Car headlight



Xenon lamp



The xenon produced by this device makes a patient unconscious before an operation.



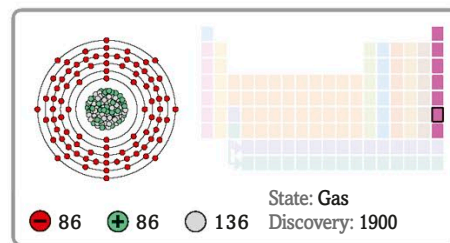
Xenon is used in powerful **lasers** that can **kill bacteria**.

Xenon is so rare that there is only one atom of this gaseous element for every 10 million atoms in the air. Like the other noble gases, xenon is colourless and odourless. It glows brightly when electrified, making it useful in very powerful lamps, such as those used in **film projectors** and

car headlights. The gas is harmless when breathed in and can be used as an **anaesthetic**. When preparing food, **xenon lamps** can purify the air. To propel spacecraft, xenon is used in some rocket engines that produce streams of fast-moving, electrified atoms.

86
Rn

Radon



This uranium mineral releases radon gas, as radioactive metals in it break apart.

These yellow crystals belong to another uranium mineral called uranophane.

Uraninite



Radon is the only natural radioactive noble gas. This element is produced by the breakdown of uranium and other radioactive metals. Being a gas, radon escapes from minerals, such as **uraninite**, into the air. Radon is very radioactive and breathing it in can cause illness, such as lung cancer. In most places, the amount of radon in the air is incredibly tiny. However, its levels are high around **volcanic springs** and mud, where it bubbles out with other hot gases. Radon is also present in the water at **geothermal power plants**, which use heat energy from deep, volcanic rocks to make electricity. Radon is also more common in areas rich in granite rock. In these places, people use **test kits** to monitor their homes' radon levels.

It takes only **3.8 days** for half of radon's atoms to split into atoms of other elements.

Glass sphere containing radon and air

As it decays, a compound called thorium dioxide emits radon.





The muddy water from volcanic springs contains radon.



Hot springs in Lisvori, Greece

These pipes draw water containing radon from deep under the ground, and this is then used to power the plant.



Geothermal power plant

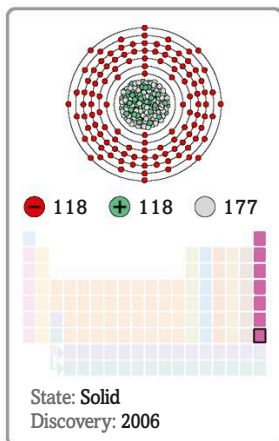
This kit collects radon from the air so the amount of the gas in the area can be measured.

Radon home test kit



118
Og

Oganesson



Yuri Oganessian

The heaviest element yet made is oganesson. Scientists think it would be solid at room temperature, but it may really be an unreactive, noble gas. However, only a few atoms have been created so far, so its properties are not well understood. Oganesson was first produced by a team of Russian and American scientists who smashed californium and calcium atoms together at the **Joint Institute for Nuclear Research** in Dubna, Russia. The element was named after **Yuri Oganessian**, the leader of the team.



Joint Institute For Nuclear Research, Russia

Glossary

Acid

A compound that contains hydrogen, and releases ions of hydrogen when it is dissolved in water. These ions make acids very reactive.

Actinide

A member of a group of radioactive metals with relatively large atoms.

Alchemist

People who experimented with chemicals before the science of chemistry began. Alchemists thought they could turn ordinary metals into gold.

Alkali

A compound that takes hydrogen ions from water molecules when it is dissolved in water. Alkalis react with acids.

Alkali metal

A group of metals that make alkalis when they react with water.

Alkaline earth metal

A group of metals that are found in nature, mainly in alkaline minerals.

Alloy

A material made by mixing a metal with tiny amounts of other metals or non-metals. Steel is a common alloy used in buildings and railways.

Artificial

Something that does not exist in nature. Several elements, including all that are heavier than uranium, are artificially produced by scientists in laboratories.

Atmosphere

The mixture of gases that surrounds a planet or moon. Earth's atmosphere is a mixture of nitrogen, oxygen, and argon, with tiny amounts of several other gases.

Atom

The smallest unit of an element. Atoms are composed of protons, neutrons, and electrons. The atoms of a particular element all have the same number of protons.

Atomic number

The number of protons in an atom of an element. Every element has a unique, unchanging atomic number.

Battery

A device containing chemicals that react to produce an electric current. There are two main kinds of battery: rechargeable and non-rechargeable.

Boiling point

The temperature at which a liquid gets hot enough to change into a gas.

Bond

The attraction between atoms that holds them together in an element or a compound.

Brittle

A way of describing a hard solid that shatters easily.

Carbonate

A compound that contains carbon and oxygen atoms, as well as atoms of other elements. Many minerals are carbonates.

Catalyst

A substance that speeds up a chemical reaction.

Chemist

A scientist who studies the elements, their compounds, and chemical reactions.

Chemistry

The scientific study of the properties and reactions of the elements.

Chemical

Another word for a substance, generally meaning a compound made from several elements.

Combustion

A chemical reaction, involving oxygen, in which a fuel burns to produce heat and light in the form of flames.



Flames are the result of **combustion**.

Compound

A substance made of the atoms of one or more elements that are bonded together in a particular combination.

Conductor

A substance that lets heat or electricity flow easily through it.

Contract

To make or become smaller. Solids, liquids, and gases usually contract when the temperature goes down.

Corrosion

A chemical reaction that attacks a metal, or other solid object, usually due to the presence of oxygen and water.



These vanadinite **crystals** contain the element vanadium.

Crystal

A naturally occurring solid substance whose atoms are arranged in a regular three dimensions pattern.

Decay

A process in which unstable atoms of radioactive elements break apart. The atoms of one element are transformed into those of another element during decay.

Density

The amount of matter held within a known volume of a material.

Dissolve

To become completely mixed into another substance. In most cases, a solid, such as salt, dissolves in a liquid, such as water.

Earthenware

A basic form of pottery, in which clay is heated to make it form hard structures.

Electrolysis

A process in which a compound is split into simpler substances using an electric current. Many elements, such as aluminium, are purified from their compounds in ores in this way.

Electrode

An electrical contact in an electric circuit. Electrodes can have a positive or negative charge.

Electron

A negatively charged particle inside an atom. Electrons orbit the atom's nucleus (or core) in layers called shells. They are also exchanged or shared by atoms to make bonds that hold molecules together.

Element

A pure substance that cannot be broken down into any simpler substances. Elements are the building blocks of matter. There are 118 known elements on Earth.

Expand

To make or become bigger. Solids, liquids, and gases usually expand when the temperature rises.

Fission

A process in which the nucleus of an unstable atom splits in two when it collides with a neutron. It releases more neutrons that start the cycle again, and this continues as a chain reaction. Many unstable nuclei undergo fission spontaneously, without being hit by a neutron. Fission releases a lot of energy. The process is used to generate electricity in nuclear power plants, and it can trigger atom bomb explosions.

Flammable

A way of describing a material that can catch fire easily.

Fusion

A process in which small atoms, such as those of hydrogen, are fused together with such force that they merge to form larger atoms, while releasing a lot of energy. The Sun is powered by the fusion of hydrogen atoms into helium in its central core.

Gas

A state in which the particles of matter (atoms or molecules) are not attached to each other, and move freely. A gas can flow, take any shape, and fill any container.

Group

A set of elements in a column in the periodic table. Elements in a group have similar properties because each atom has the same number of electrons in its outer shell.

Halogen

A member of a group near the far right of the periodic table. Halogens form salts with metals. They are reactive, non-metallic elements.

Hardness

A measure of how easy it is to scratch or cut a substance with another substance.

Hydroxide

A type of compound containing hydrogen and oxygen, and normally a metallic element.

This is a chunk of ytterbium, a **lanthanide**.

**Ion**

An atom or a group of atoms that have an electric charge. While atoms have no overall charge, they become positive ions if they lose electrons or negative ions if they gain electrons.

Insulator

A substance that does not let heat or electricity flow easily through it.

Isotope

A form of an element with atoms that have the same number of protons but a different number of neutrons.

Lanthanide

A member of a set of metals with relatively large atoms. The elements in this series sit with the actinides, below the main part of the periodic table.



This **element** calcium is in crystal form.

Laser

A beam of light with a single wavelength, in which the waves are all perfectly in step. Lasers are used in electronics and surgery.



Milk is a type of **mixture**.

LED

Short for light-emitting diode. An LED is a device that produces light when an electric current passes through it. The colour of its light depends on the compounds used in it.

Liquid

A state in which the particles of matter (atoms or molecules) are only loosely attached to each other, and move freely. A liquid can flow and take any shape, but has a fixed volume.

Mass

The amount of matter in a substance.

Matter

The material that makes up everything around us.

Maglev

Short for magnetic levitation. This refers to some kinds of high-speed train that use magnets to propel themselves while hovering over a track.

Magnet

A solid object that produces a magnetic field, which attracts certain materials to it and can attract or repel other magnets.

Magnetic

Relating to a magnet.

Magnetic field

The force field around a magnet.

Melting point

The temperature at which a solid gets hot enough to turn into a liquid.

Metal

A type of element that is likely to react by giving away the outermost electrons in its atoms. Most elements are metals, and they tend to be hard, shiny solids. Mercury is the only metal that is liquid at room temperature.

Mineral

A naturally occurring solid compound – or mixture of compounds – made up of different elements. Every mineral has particular characteristics, such as crystal shape and hardness. Minerals are mixed together to make the rocks in Earth's crust.

Mixture

A collection of substances that fill the same space but are not connected by chemical bonds. Examples of mixtures

are seawater, milk, and mud.

The contents of a mixture can be separated by a physical process, such as filtration.

Molecule

A single particle of a compound. Its two or more atoms are bonded together.

Neutron

A neutral particle in the nucleus of an atom. A neutron is about the same size as a proton but it does not have an electric charge.

Noble gases

A group of elements that are unreactive and generally form no compounds with the other elements. This is because the outermost shells in their atoms are filled with electrons. This group sits on the extreme right of the periodic table.

Non-metal

A type of element that is likely to react by acquiring electrons in the outermost shell of its atoms. Non-metals are usually crystalline solids, such as sulfur, or gases, such as oxygen. Bromine is the only non-metal that is liquid at room temperature.

Nucleus

An atom's core, which contains its protons and neutrons. Nearly all the mass of an atom is packed into its nucleus.

Ore

A rock or mineral from which a useful element such as a metal can be purified and isolated.

Oxide

A compound in which oxygen is bound to one or more other elements.

Particle

A basic unit of which substances are made. Sub-atomic particles are units of which atoms are made including protons, neutrons, electrons, and many other smaller ones.

Particle accelerator

A machine in which atoms or sub-atomic particles are made to collide at high speeds. These collisions are then studied by scientists. Particle accelerators are used to produce artificial elements as well as study particles smaller than atoms. A cyclotron is a type of particle accelerator.



These petal-like shapes may form when desert sand mixes with barite, an **ore** of barium.

Period

A set of elements in a row in the periodic table. Each atom of the elements in the first period have one electron shell. Atoms in the second period have two electron shells.

Periodic table

A table that identifies and classifies all known elements.

Photograph negative

A film or plate that has been exposed to light to show an image with reversed colours.

Photosynthesis

A complicated set of chemical reactions by which plants make their food. They use the energy of sunlight to convert water and carbon dioxide into sugar and oxygen.

Pollution

Harmful substances that are released into the environment. Pollution can be chemical – a gas, liquid, or solid added to the air, water, or soil.

Pressure

A measure of how hard a force pushes on a surface. Pressure depends upon the strength of the force and the area of the surface.

Proton

A positively charged particle in the nucleus of an atom. Protons attract electrons, and they circle the nucleus.

Radar

A system that detects the positions and speed of distant objects, such as aircraft.

Radiation

Energy released by atoms as light, infrared, ultraviolet (UV), and X-rays. The term “radiation” is also used to describe the rays given out by radioactive substances.

Radioactive

Describes a substance that contains unstable atoms, in which the nucleus breaks apart,

or decays. When a nucleus decays, it releases at least one particle and its atomic number changes, so that the atom becomes a different element.

Reaction

A chemical process in which atoms or molecules form bonds with each other to form a new compound – or rearrange, to produce different compounds.

Renewable energy

A source of energy that will not run out, for example, wind.

Rust

The common name for the compounds that form when iron reacts with oxygen and water.

Salt

A compound that forms when an acid reacts with an alkali. Sodium chloride is the most familiar example of a salt.

Semi-metal

An element that has properties of both metals and non-metals.

Smelting

A chemical process that involves great heat in which a metal is extracted from its ore.

Solid

A state in which the particles of matter (atoms or molecules) are bound to each other, so they remain in fixed positions. A solid has a fixed shape and volume.

Stainless steel

An alloy of iron and carbon that also contains other metals, such as chromium, which stop the iron from rusting and increase its toughness.

Superconductor

A substance through which an electric current flows with no resistance; most substances resist the flow of electricity, and produce heat when current flows.

Synthetic

Another word for artificial. Out of the 118 known elements on Earth, more than 25 are synthetically made.

Toughness

A quality of a solid that shows how difficult it is to break. Steel is very tough – it may bend or twist, but is much harder to break.

Transition metal

A member of the set of metals that sit in the middle of the periodic table. Most metals belong to this set.



The Statue of Liberty is covered with a layer of **verdigris**.

Toxic

Another word for poisonous or harmful.

Transparent

Another word for see-through. Glass, water, and air are transparent to light. Many materials are transparent to other forms of radiation.

Vacuum

An empty space that does not contain air or any other substance.

Vapour

A gas that can easily be changed back to a liquid, by cooling it or putting it under pressure.

Verdigris

The green-grey layer that forms on copper when it comes in contact with air.

Index

Page numbers in **bold** indicate a main entry.

A

acid rain 169
 actinides 119
 actinium 119, **120**, 121
 aerogel 147
 aeschynite 122
 aircraft 54, 133, 134–135
 airships 191
 alchemy 9
 alkali metals 23
 alkaline earth metals 37
 aluminium **132–133**, 134–135
 Alvarez, Luis Walter 93
 americium **123**
 amethyst 146
 anaesthesia machines 197
 Andes Mountains, Peru 28–29
 anglesite 150
 antimony **161**
 apatite 159
 apthitalite 30
 aquamarine 38
 aragonite 42
 argenite 84
 argon **195**
 Armbruster, Peter 104
 arsenic **160**
 artificial joints 55, 64, 88
 astatine **187**
 astronauts 97
 Atlas V (rocket) 167
 atom bombs 174
 atomic clocks 34
 atoms 12–13

B

Badlands National Park, USA 92
 Ballard, Antoine–Jérôme 185
 balloons 21, 191
 bank notes 113
 barite 48
 barium 36, **48–49**
 barometers 101
 bastnasite 110
 batteries 25, 59, 86
 battery acid 169
 bauxite 132
 benitoite 48
 berkelium **124**
 beryllium **38–39**
 Berzelius, Jacob 11
 bicycles 78, 143
 bismuth 152, **162–163**, 187
 bleach 181
 body armour 55
 Bohr, Niels 104
 bohrium **104**
 bombs 21, 174
 Boric acid 131
 bornite 68
 boron 129, **130–131**
 Boyle, Robert 9
 braggite 82
 Brand, Hennig 158
 brimstone 168
 bromine **184–185**
 brookite 55
 Buddha 98
 Bunsen, Robert 11, 34
 buses 21

C

cadmium **86**
 caesium 11, **34**
 calaverite 96

calcite 42
 calcium **42–43**, 44–45, 199
 californium **125**, 199
 cameras 40, 110, 148
 cancer 86
 cans 149
 carbon 140–141, **142–143**, 145
 carbon monoxide testers 82
 cars 25, 79, 197
 cassiterite 149
 catalytic converters 82, 83
 caves 43, 59
 celestine 168
 ceramics 47, 172, 179
 cerium 11, **111**
 chalcopyrite 68
 chalk 43
 Chandra X-ray Observatory (CXO) 93
 chemical reactions 16–17
 china 159
 chlorine **180–181**, 182–183
 chloroform 181
 chlorophyll 41
 chromite 57
 chromium **57**
 chrysoberyl 38
 cinnabar 100
 circuit boards 80, 85, 147
 clay 131
 Cleve, Per Teodor 115
 clocks 34
 clouds 85
 coal 142
 cobalt 52, **64–65**
 coins 67, 83, 84
 colloids 17
 columbite 77
 combustion 166
 compasses 93
 compounds 17
 conductors 68, 75, 133
 copernicium **107**
 Copernicus, Nicolaus 107
 copper **68–69**, 70–71
 cosmetics 51, 162, 163
 covalent bonds 17
 crocoite 57, 150
 Crookes, William 138
 cryolite 178
 cubic zirconia 115
 Curie, Marie 51, 124, 174
 Curie, Pierre 51, 174
 curium **124**
 cutlery 85
 cyclotron particle accelerator 122, 127

D

Dalton, John 11
 Damascus Steel 56
 Danakil Depression 170–171
 darmstadtium **106**
 dating (rock) 33
 Davy, Humphry 10, 46, 48
 Dead Sea 184
 death masks 97



Laboratory sample
of pure chromium



Diamond

Death Valley, USA 130
 dental equipment 25, 76, 94
 diamonds 142, 144–145
 diaspore 136
 diving clothing 183
 DNA 159
 dolomite 40
 drag racing 155, 156–157
 drill bits 89
 drugs *see* medicines
 dubnium **102**
 dyes 155
 dysprosium **115**

E

Earth's atmosphere 9
 Einstein, Albert 125
 einsteinium **125**
 electrical equipment 68, 70–71, 80
 electricity 47, 120
 electrolysis 10
 electromagnetism 13, 68
 electrons 12
 electronic devices 25
 electroplating 69
 engines 167
 erbium **116**
 Esplanade Theatre, Singapore 133
 europium 108, **113**

euxenite 54
 explosions 16
 explosives 154

F

Fermi, Enrico 126
 fermium **126**
 fertilizers 155, 159
 fibreglass 81
 fibre optics 173
 film projectors 197
 fingerprinting 91
 fire 167
 fire protection suits 132–133, 185
 fireworks 27, 41, 47
 flares 47
 Flerov, Georgy 151
 flerovium **151**
 flowers 168
 fluorine **178–179**
 fluorite 178
 Fly Geyser, USA 44–45
 francium **35**
 fuel cell 95

G

Gadolin, Johan 74, 114
 gadolinite 54
 gadolinium **114**

Gahn, Johan Gottlieb 59
 galena 150
 gallium 128, **136**
 galvanised steel 73, 73
 garnierite 66
 gases 8, 11, 20, 189
 Gay-Lussac, Joseph Louis 131
 geiger counters 121
 geothermal power plants 198
 germanite 148
 germanium **148**
 Ghiorso, Albert 102
 glass 31, 59, 112, 178
 glucometer tests 83
 glues 155
 gold **96–97**, 98–99
 Golden Buddha, Vietnam 98
 graphite 142
 greenockite 86
 groups 14, 15
 guitars 67
 gunpowder 31

H

hafnium **87**
 Hahn, Otto 105
 halite 26, 180
 halogens 177
 hassium **104**
 Heavy Ion Research Centre, Germany 104, 106
 helicopters 38–39

helium **190–191**, 192–193
 hemimorphite 72
 Hofmann, Sigurd 106
 holmium **115**
 Holtermann Nugget 97
 Hope, Thomas Charles 46
 hopper crystals 162
 hot springs 170–171
 human body, elements in 9
 hydrogen 18–19, **20–21**, 157
 hydrogen bomb test 125


I

illuminated signs 194
 indium **137**
 ink 186
 insulators 33
 iodine 176, **186**
 ionic bonds 17
 iridium **92–93**
 iron **60–61**
 iron ore 62
 isotopes 13, 65

J

jet engines 64, 134–135
 jewellery 81, 94, 97
 Joint Institute for Nuclear Research, Russia 151, 175, 199
 Jupiter 20

Laboratory sample of pure iron



K

kernite 130
Kirchhoff, Gustav 34
kohl 161
krypton 188, **196**

L

Lamy, Claude-Auguste 138
lanthanides 109
lanthanum 109, **110**
Large Hadron Collider, Switzerland 190
lasers 75, 117, 194, 196
Lavoisier, Antoine 10
Lawrence Livermore National Laboratory, USA 175
Lawrence, Ernest 127
lawrencium **127**
LCD screens 131
lead **150–151**
LED 74–75, 136
lepidolite 24, 32
leucite 32
life cycles 155
light bulbs 89, 101, 114
liquids 8, 11
lithium **24–25**
livermorium 165, **175**
lutetium **117**

M

magnesium 10, **40–41**
magnets 65, 67
malachite 68
manganese **58–59**
Marggraf, Andreas 72
medical imaging 33, 79, 114, 116
medical procedures 49
medicines 41, 95, 163, 169
Meitner, Lise 105
meitnerium **105**
melonite 173
melting points 89

Mendeleev, Dmitri 15, 126, 148
mendelevium 125, **126**
mercury **100–101**
meteorites 60, 92
microchips 87, 148
microscopes 81, 86, 91
military tanks 131
millerite 81
mining 29, 96, 130
missiles 112
mixtures 17
Moissan, Henri 179
molybdenite 78, 90
molybdenum **78–79**
monazite 74
Morita, Kozuka 139
moscovium 139, **163**
motorcycles 57
MRI scanners 191
mummification 27
musical instruments 67, 69, 83, 113

N

NASA (National Aeronautics and Space Administration) 74, 77, 93
nebula 21, 192–193
neodymium **112**
neon **194**
neptunium **122**
neutrons 13
Nevada Desert, USA 44–45
nickel **66–67**, 178
nickeline 66
night-vision equipment 33
nihonium **139**
niobium **77**
nitrate 154
nitrogen 152–153, **154–155**, 157
nitroglycerine 154
nitromethane 156
Nobel Prize in Chemistry 103



Nickel balls

Nobel, Alfred 127
nobelium **127**
noble gases 189
nuclear fuel 123
nuclear reactors 187
nucleus 13

O

Oak Ridge National Laboratory, USA 187
oceans 182–183
Oganessian, Yuri 163, 199
oganesson **199**
oil 117, 143
onions 168
Orion Nebula 21
orpiment 160
osmiridium 91
osmium **91**
oxygen 164–165, **166–167**, 189

P

paints 50, 65, 86, 112
palladium **82–83**
particle accelerators 103, 104, 106, 125, 127, 151, 175, 187, 190
pencils 143
pens 83
pentlandite 66, 80
Perey, Marguerite 35

periods 14, 15
perovskite 55
pesticides 159
petalite 24
petrol 59
pewter 149
Phoenix lander 155
phosphorus **158–159**
photocopy machines 172
photography 85, 94, 185
pink diamonds 144–145
pipes 150
plants 167
Plaster of Paris 43
platinum **94–95**
plutonium **123**
pnictogens 153
poisons 160
pollucite 32, 34
polonium **174**
polythene 143
pools 28–29, 44–45
potash 30
potassium 22, **30–31**
potassium bromide 184
pottery 49, 116
praseodymium **111**
printing presses 161
promethium **112**
protactinium **121**
protective clothing 183, 195
proton 13
PVC 181
pyrargyrite 84
pyrite 60, 138
pyrolusite 58

Q-R

quartz 146
radium **50–51**
radon 50, **198–199**
railway tracks 59
Ramsay, Sir William 190
reactions, chemical 16–17
rebreather 31
rhenium **90**

rhodium **81**
 rhodochrosite 58
 RIKEN Nuclear Research Centre, Japan 139
 rock salt 29
 rockets 21, 167
 Röntgen, Wilhelm 106
 roentgenium **106**
 roofing materials 151
 Roscoe, Henry 56
 rovers (spacecraft) 136, 174
 rubidium **32–33**
 rust 17
 Rutherford, Ernest 13, 102
 rutherfordium **102**
 ruthenium **80**

S

salt 26–27, 28–29
 samarium **113**
 sand 146
 Saturn 190
 scandium **54**
 Seaborg, Glenn T 103, 124
 seaborgium **103**
 sealife 186
 Segrè, Emilio 187
 selenium **172**
 serpentine 40
 shells (atom) 12
 shells (sea) 42
 Sikkeland, Torbørn 127
 silicon **146–147**
 silver **84–85**
 silver nitrate 85
 skunks 168
 smelting 61, 63
 smithsonite 73
 smoke detectors 123
 sodalite 26
 sodium **26–27**
 sodium chloride 26, 177, 180
 sodium hypochlorite 183
 solar cells 172
 solids 8, 11
 solutions (mixture) 17

space probes 124, 155
 spacecraft 21, 77, 174
 spark plugs 49
 spectacles 139
 sperrylite 94
 sphalerite 72, 137
 stainless steel 57, 85
 Statue of Liberty 69
 steel 57, 85, 167
 steelmaking 62–63
 stibnite 161
 strontianite 46
 strontium **46–47**
 suitcases 181
 sulfur 10, 48, **168–169**, 170–171
 Sun 20
 sunglasses 85
 sunscreen 55
 Super Heavy Ion Linear Accelerator, USA 103
 supernova 193
 suspensions (mixture) 17
 swimming pools 181
 sylvite 30
 symbols, elements 15

T

tantalite 88
 tantalum **88**
 technetium **79**
 telescopes 39
 televisions 70, 111
 tellurium 164, **173**
 tennessine **187**
 terbium **114**
 thallium **138–139**
 Thénard, Louis Jacques 131
 thermometers 101, 136
 thorite 35
 thorium 50, **120**
 thulium **116**
 tin **149**
 titanium **55**
 TNT 154
 toasters 67
 tools 56, 61, 142–143

toothpaste 47, 179
 touchscreens 137
 tractors 61
 trains 191
 transition metals 53
 tungsten **89**
 turbine, jet 134–135
 Tutankhamun 97
 tyres 169

U

ulexite 130
 Ulloa, Antonio de 95
 University of California, USA 124
 uraninite 35, 50, 187, 198
 uranite 120
 uranium 118, **122**

V

vacuum tubes 120
 vanadinite 56
 vanadium **56**
 variscite 132
 Vauquelin, Louis Nicolas 39
 volcanic activity 45, 194, 198

W

Walton, John R. 127
 Wat Phrathat Doi Suthep, Thailand 97

watches 50–51, 55, 88, 147
 water 20, 23, 166
 waterproof clothing 179
 weather stations 47
 welding 137, 195
 Welsbach, Carl Auer von 112
 windows 137, 195
 Winkler, Clemens A 148
 wires, copper 70–71
 witherite 48
 Wöhler, Friedrich 75
 wolframite 89

X

xenon **197**
 xenotime 74
 X-rays 49, 90, 93, 116

Y

ytterbium **117**
 yttrium **74–75**

Z

zeolite 26
 zinc **72–73**
 zircon 76, 87
 zirconium **76**

Laboratory sample
of pure zinc



ACKNOWLEDGEMENTS

The publisher would like to thank the following people for their help with making the book: Agnibesh Das, John Gillespie, Anita Kakkar, Sophie Parkes, Antara Raghavan, and Rupa Rao for editorial assistance; Revati Anand and Priyanka Bansal for design assistance; Vishal Bhatia for CTS assistance; Jeffrey E Post, Ph D Chairman, Department of Mineral Sciences Curator, National Gem and Mineral Collection, National Museum of Natural History, Smithsonian; Kealy Gordon and Ellen Nanney from the Smithsonian Institution; Ruth O'Rourke for proofreading; Elizabeth Wise for indexing; and RGB Research Ltd (periodictable.co.uk), especially Dr Max Whitty (Project Director), Dr Fiona Barclay (Business Development), Dr Ivan Timokhin (Senior Chemist), and Michal Miśkoci (Production Chemist).

The publisher would like to thank the following for their kind permission to reproduce their photographs:

(Key: a-above; b-below/bottom; c-centre; f-far; l-left; r-right; t-top)

9 Bridgeman Images: Golestan Palace Library, Tehran, Iran (cra). **Fotolia:** Malbert (ca). **Getty Images:** Gallo Images Roots Rf Collection / Clinton Friedman (fcla). **Wellcome Images** <http://creativecommons.org/licenses/by/4.0/>: (c) **13 Getty Images:** Stockbyte (cra). **Science Photo Library:** McGill University, Rutherford Museum / Emilio Segre Visual Archives / American Institute Of Physics (cra). **15 Science Photo Library:** Sputnik (cra). **17 Alamy Stock Photo:** Dennis H. Dame (cr) **20 Dreamstime.com:** Alek79 (cb). **NASA:** X-ray: NASA / CXU / Univ. Potsdam / L. Osiknova et al; Optical: NASA / STScI; Infrared: NASA / JPL-Caltech (cra). **21 Alamy Stock Photo:** Phil Degginger (cb); ULA (fcr). **NASA:** Bill Rodman (cra). **Science Photo Library:** U.S. Navy (cra). **24 Alamy Stock Photo:** PjrStudio (cra). **Dreamstime.com:** Titovstudio (ca). **naturepl.com:** Christophe Courteau (cr). **25 123RF.com:** Federico Cimino (cra). **Dreamstime.com:** Aleksey Boldin (cra); Bolygomaki (ca). **Getty Images:** Corbis (cla/mirror); Driendl Group (cb). **NASA:** (cra). **Science Photo Library:** **26 123RF.com:** Stellargems (cra); Sara Winter (cra). **Dorling Kindersley:** Tim Parmenter / Natural History Museum, London (cra). **27 123RF.com:** Todsaporn Bunnum (cl); Francis Dean (cra). **Alamy Stock Photo:** Artspace (cra); Hemis (cl). **Dreamstime.com:** Abel Tumik (cl). **28-29 Alamy Stock Photo:** Hemis. **30 Alamy Stock Photo:** Sim Sepp (c). **31 123RF.com:** Petkov (ca). **Alamy Stock Photo:** Doug Steley B (cb). **Dorling Kindersley:** Dave King / The Science Museum, London (cra). **Dreamstime.com:** Mohammed Anwarul Kabir Choudhury (cr); Jarp3 (cra). **Getty Images:** John B. Carnett (c). **Science Photo Library:** CLAIRE PAXTON & JACQUI FARRROW (cl). **32 123RF.com:** Dario Lo Presti (cra). **Getty Images:** De Agostini Picture Library (cr). **33 123RF.com:** Lenise Calleja (c/cracker); Chaiyaphong Kithpheaphisan (cr). **Alamy Stock Photo:** David J. Green (c). **Dreamstime.com:** Robert Semmic (cl). **Getty Images:** Stocktrek Images (cra). **Natural Resources Canada, Geological Survey of Canada:** (cl). **34 Dorling Kindersley:** Oxford University Museum of Natural History (cra). **Getty Images:** Ullstein Bild (cra); Universal Images Group (cra). **35 Alamy Stock Photo:** Universal Images Group North America LLC / DeAgostini (cra). **Getty Images:** Keystone-France (ca). **39 123RF.com:** Vladimir Kramin (cra). **Alamy Stock Photo:** Craig Wise (cra). **Dreamstime.com:** Studio306 (cla/sprinkler). **Getty Images:** iStock Images - Caspar Benson (cb). **NASA:** NASA / M5FC / David Higginbotham (c). **Science Photo Library:** David Parker (cr). **Wellcome Images** <http://creativecommons.org/licenses/by/4.0/>: Wellcome Library (cra). **40 Dorling Kindersley:** Colin Keates / Natural History Museum, London (cra). **41 123RF.com:** Thodonal (cb). **Alamy Stock Photo:** Mohammed Anwarul Kabir Choudhury (cra); Dominic Harrison (cra); Phil Degginger (cra). **Dreamstime.com:** Nui1983 (cr); Marek Uliasz (cra). **Getty Images:** Yoshikazu Tsuno (cra). **ReX by Shutterstock:** Neil Godwin / Future Publishing (cl). **42 Alamy Stock Photo:** Phil Degginger (cl). **Dorling Kindersley:** Natural History Museum, London (cra). **Holtz Gems (cla):** **43 123RF.com:** Oksana Tkachuk (c). **Alamy Stock Photo:** Ekasit Wangprasert (cb). **Dreamstime.com:** Waxart (cr). **44-45 Alamy Stock Photo:** Inge Johansson. **47 123RF.com:** Anatol Aduskevich (cra); Pawel Szczepa ski (ca); Ronstik (cra). **Dorling Kindersley:** Durham University Oriental Museum (cra). **Dreamstime.com:** Showface (cr). **iStockphoto.com:** Lamiel (cl). **48-49 Alamy Stock Photo:** The Natural History Museum (cb). **49 123RF.com:** Roman Ivashchenko (cr); Wieslaw Jarek (ca). **Getty Images:** DEA / S. VANNINI (c). **Science Photo Library:** ALAIN POL, ISM (cra). **51 Getty Images:** Heritage Images (cra). **Science Photo Library:** Public Health England (ca, cra); Public Health England (cb). **54 123RF.com:** Stocksnapper (cb). **Alamy Stock Photo:** Universal Images Group North America LLC / DeAgostini (cra). **Dreamstime.com:** Dimitar Marinov (cra). **55 123RF.com:** Leonid Pilnik (fcr); Sergei Zhukov (cr). **Alamy Stock Photo:** Military Images (cra); Hugh Threlfall (cra). **Dreamstime.com:** Flynt (cra). **56 123RF.com:** Mykola Davydenko (cra); Kaetana (cra). **Alamy Stock Photo:** Shawn Hempel (cl). **57 Alamy Stock Photo:** imageBROKER (cra). **Dorling Kindersley:** Natural History Museum, London (cra). **58 Alamy Stock Photo:** Vincent Ledvina (cra). **59 123RF.com:** Chaiyaphong Kithpheaphisan (c/r/all); lighth30x (c); Tawat Langnamthip (cra). **Alamy Stock Photo:** Hemis (cb); B.A.E. Inc. (ca). **Dreamstime.com:** Nexus7 (cr). **Getty Images:** Michael Nicholson (cra). **60 123RF.com:** Sereznizy (cra). **Getty Images:** Detlev van Ravenswaay (cl). **61 Alamy Stock Photo:** PhotoCuisine RF (c); SERDAR (l). **Dorling Kindersley:** Doubleday Holbeach Depot (cra). **Dreamstime.com:** Igor Sokolov (cra). **Science Photo Library:** Jim West (cr). **62-63 123RF.com:** Wang Aizhong. **64 Alamy Stock Photo:** Susan E. Degginger (cra); The Natural History Museum (cra). **65 Dorling Kindersley:** Rolls Royce Heritage Trust (cl). **Dreamstime.com:** Margojh (c). **Getty Images:** Pascal Preti (cb); Science & Society Picture Library (cra). **66 Alamy Stock Photo:** Alan Curtis / LGPL (ca). **67 123RF.com:** Psvrsoo (ca); Евгений Косцов (cra). **Alamy Stock Photo:** INTERFOTO (fcla). **Dorling Kindersley:** National Music Museum (cra). **Getty Images:** Fanthome Hubert (cra). **68 Alamy Stock Photo:** Jeff Rotman (cra). **Dorling Kindersley:** Natural History Museum, London (ca); Oxford University Museum of Natural History (cra). **69 123RF.com:** Dilyana Kruseva (cra); Vityai Kityayko (cra); Photopix (cra). **Alamy Stock Photo:** Paul Ridsdale Pictures (tc). **Dorling Kindersley:** University of Pennsylvania Museum of Archaeology and Anthropology (cb). **70-71 Alamy Stock Photo:**

Novarc Images. **72 Alamy Stock Photo:** Phil Degginger (cla). **73 Alamy Stock Photo:** PjrStudio (cra). **Dreamstime.com:** Sean Pavone (cra). **NASA:** **74 Dorling Kindersley:** Oxford University Museum of Natural History (cra). **75 123RF.com:** Belchonok (cra); Weerayos Surarengchai (cla). **Alamy Stock Photo:** dpa picture alliance (ca); Georgios Kollidas (cra); PNWL (cl). **Getty Images:** SSPL (cb). **Science Photo Library:** David Parker (cra). **76 123RF.com:** Okan Akdeniz (cra); Nevarpp (cra); Andriy Popov (cra). **Dreamstime.com:** Ryan Stevenson (cb). **77 123RF.com:** Mohammed Anwarul Kabir Choudhury (cra); Vladimir Nenov (cra). **Alamy Stock Photo:** The Natural History Museum (cl). **NASA:** **78 Alamy Stock Photo:** Oleksandr Chub (cra); The Natural History Museum (ca). **Science Photo Library:** **78-79 Alamy Stock Photo:** Susan E. Degginger (c); epa european pressphoto agency b.v. (cb). **79 Science Photo Library:** David Parker (cra); Rvi Medical Physics, Newcastle / Simon Fraser (cr). **80 123RF.com:** Missisya (cb); Darren Pullman (cra). **Alamy Stock Photo:** GFC Collection (cra). **81 123RF.com:** Hywit Dimyadi (cra). **Dreamstime.com:** Shutterstock99 (ca). **Getty Images:** Alain Noguez (cra). **82 Alamy Stock Photo:** Greenshoots Communications (ca); PjrStudio (cra). **Dreamstime.com:** Robert Chlopas (cra). **Science Photo Library:** **83 123RF.com:** Dmitry Lobanov (cra); Jose Ignacio Soto (tr); Valerii Zan (cra). **Dreamstime.com:** Maloy40 (ca). **Getty Images:** Paul Taylor (cl). **84 Getty Images:** DEA / PHOTO 1 (cra); DEA / G.CIGOLINI (cl). **85 Alamy Stock Photo:** David J. Green (cra); Chromorange / Juergen Wiesler (cra). **Dorling Kindersley:** The University of Aberdeen (ca). **Dreamstime.com:** Stephanie Frey (cl); Gaurav Masand (cl). **Getty Images:** Science & Society Picture Library (cra). **Science Photo Library:** **86 123RF.com:** Serhii Kucher (cra). **Alamy Stock Photo:** Ableimages (cra/micro). **Dreamstime.com:** Michal Baranski (cra). **Getty Images:** Lester V. Bergman (cra). **Science Photo Library:** **87 Dreamstime.com:** Andrew Eremin (cra). **Science Photo Library:** **88 123RF.com:** Ludinok (cra). **Getty Images:** Trisha Leeper (cra). **89 123RF.com:** Akulamataiu (cra); Anton Starikov (cra). **Dreamstime.com:** Homydesign (cb). **90 Alamy Stock Photo:** Antony Nettle (cra). **Dreamstime.com:** Farbled (c); Vesna Njaguji (cra). **91 Alamy Stock Photo:** Science (cra). **Dreamstime.com:** Reddgos (cra). **Science Photo Library:** Dr Gopal Murti (ca); Dirk Wiersma (cra). **92 Alamy Stock Photo:** Citizen of the Planet (cra). **Getty Images:** Yva Momatuk and John Eastcott (cra). **Science Photo Library:** **93 123RF.com:** Sergey Jarochkin (cra); mg154 (cl). **Alamy Stock Photo:** Pictorial Press Ltd (cl). **NASA:** CXU / NGST (ca). **94 Dorling Kindersley:** Natural History Museum, London (r). **Science Photo Library:** Natural History Museum, London (l). **95 Alamy Stock Photo:** Four sided triangle (cl); IStudio (cra); Friedrich Saurer (cra). **Dreamstime.com:** Adamanto (cra). **Getty Images:** PHAS (cra); Royal Photographic Society (cl). **Science Photo Library:** Dr P. Marazzi (fcr); National Physical Laboratory (C) Crown Copyright (cla); Sovereign / Ism (cra). **96 Science Photo Library:** Science Stock Photography (cra). **97 123RF.com:** Ratchaphon Chaihuai (cra). **Dorling Kindersley:** Alistair Duncan / Cairo Museum (cra); Barnabas Kindersley (cl). **Dreamstime.com:** Nasty81 (cra); Scannrail (c). **Getty Images:** Charles O'Rear (fcr); John Phillips (cr). **magiccarpics.co.uk:** Robert George (cb). **NASA:** **98-99 Alamy Stock Photo:** imageBROKER. **101 123RF.com:** Teerawut Masawat (cra). **Getty Images:** Science & Society Picture Library (ca); Science & Society Picture Library (cra). **Paul Hickson, The University of British Columbia:** (cl). **102 Getty Images:** Bettmann (cla). **Science Photo Library:** Ernest Orlando Lawrence Berkeley National Laboratory / Emilio Segre Visual Archives / American Institute Of Physics (cra). **103 Alamy Stock Photo:** Peter van Evert (cra); Randsc (cra). **Science Photo Library:** Lawrence Berkeley National Laboratory (cra). **104 Science Photo Library:** David Parker (cra); Wheeler Collection / American Institute Of Physics (cra); David Parker (cb). **105 Alamy Stock Photo:** imageBROKER (cra). **Science Photo Library:** Emilio Segre Visual Archives / American Institute Of Physics (cra). **106 Alamy Stock Photo:** Granger Historical Picture Archive (cl). **Science Photo Library:** David Parker (cla). **107 Alamy Stock Photo:** Sherab (cl). **Science Photo Library:** Dung Vu Trung / Look At Sciences (cra). **110 123RF.com:** Oleksandr Marynchenko (cra); Naruedom Yaempongsak (cra). **Alamy Stock Photo:** John Cankalos (cra); Reuters (cb). **111 123RF.com:** Cobalt (cra); Veniamin Krasov (cra/red). **Dreamstime.com:** Akulamataiu (cra). **Science Photo Library:** **112 Alamy Stock Photo:** Everett Collection Historical (cra). **113 Alamy Stock Photo:** Ivan Vdovin (cra). **Fotolia:** Efred (cra). **114 ReX by Shutterstock:** (cra). **Science Photo Library:** Pr Michel Brauner, ISM (cra). **115 Alamy Stock Photo:** G M Thomas (cr). **Science Photo Library:** Patrick Llewellyn-Davies (cra). **116 123RF.com:** Vereshchagin Dmitry (br); Vitaili Tiahunov (cra); Vitaili Tiahunov (fcr). **117 123RF.com:** Preecha Bamrungrai (cra). **Dreamstime.com:** Hxdzbyx (cra). **120 Alamy Stock Photo:** Yon Marsh (br). **ESA:** (cra). **Science Photo Library:** Dirk Wiersma (cra). **121 Alamy Stock Photo:** Mike Greenslade (l). **Science Photo Library:** Trevor Clifford Photography (cra); Sputnik (cra). **122 Alamy Stock Photo:** Derrick Alderman (cra). **Science Photo Library:** J.C. REUVY, ISM (cra); Lawrence Berkeley Laboratory (cra). **123 NASA:** NASA / JPL-Caltech / Main Space Science Systems (cra). **Science Photo Library:** Theodore Gray, Visuals Unlimited (ca). **124 Alamy Stock Photo:** Randsc (cra). **Dreamstime.com:** Marcorubino (cra). **NASA:** **Science Photo Library:** Science Source (cla). **125 Alamy Stock Photo:** 501 collection (cla). **Getty Images:** George Rinhart (cra). **Science Photo Library:** US Department Of Energy (ca). **126 Science Photo Library:** American Institute Of Physics (cra); Sputnik (cb); Sputnik (cra). **127 Alamy Stock Photo:** Granger Historical Picture Archive (cra). **Science Photo Library:** Ernest Orlando Lawrence Berkeley National Laboratory / Emilio Segre Visual Archives / American Institute Of Physics (ca). **130 123RF.com:** Terry Davis (cla). **Alamy Stock Photo:** Chris stock photography (fcr). **130-131 Alamy Stock Photo:** Universal Images Group North America LLC / DeAgostini (cb). **131 123RF.com:** Sirichai Asawalapsakul (ca); Joerg Hackemann (cla); Wilawan Khasawong (ca/boric); Michal Giel (c/TV). **Alamy Stock Photo:** Chronicle (fcr). **Dorling Kindersley:** Tank Museum (cra). **Fotolia:** L. amica (c); Alex Staroseltsev (cra). **Getty Images:** Heritage Images (cra). **132 Science Photo Library:** Dirk Wiersma (ca). **133 123RF.com:** Destinacigdem (cla); Olaf Schulz (cb). **Dreamstime.com:** Apple Watch Edition™ is a trademark of Apple Inc., registered in the U.S. and other countries. (cr); Stepan Popov (cl); Simon Gurney (fcr); Zalakdagli (cra). **134-135 Getty Images:** Brasil2. **136 123RF.com:** Martin Lehmann (c). **Alamy Stock**

Photo: BSIP SA (cra). **Getty Images:** Visuals Unlimited, Inc. / GIPhotoStock (cra/disc). **NASA:** **137 123RF.com:** Norasit Kaewsai (cb/trans); Ouhdesire (cra); Dmytro Sukharevskyy (cb). **Dreamstime.com:** Christian Delbert (cra). **138 Dreamstime.com:** Monika Wisniewska (cl). **Getty Images:** Science & Society Picture Library (cra). **139 123RF.com:** Fotana (cra). **Alamy Stock Photo:** Stock Connection Blue (cla). **Getty Images:** The Asahi Shimbun (cr). **142 Alamy Stock Photo:** Pablo Paul (cra); WidStock (cla). **Dorling Kindersley:** Natural History Museum (cra); Natural History Museum (fcr). **143 123RF.com:** Oleksii Sergiev (cra). **Alamy Stock Photo:** David J. Green (cla); Image.com (ca). **Dorling Kindersley:** National Cycle Collection (ca/cycle); The Science Museum, London (fcr). **144-145 Bridgeman Images:** Christie's Images. **146 123RF.com:** Danilo Forcellini (fcr). **Alamy Stock Photo:** Phil Degginger (cra); Perry van Munster (cra). **147 123RF.com:** Scannrail (ca). **Alamy Stock Photo:** MixPix (cla); Haiyin Wang (cra). **Dreamstime.com:** Halil I. Inci (fcr). **Getty Images:** Handout (cr). **Science Photo Library:** Lawrence Berkeley National Laboratory (cra). **148 123RF.com:** Viktoriya Chursina (cra). **Dreamstime.com:** Bright (cra); Oleksandr Lysenko (cra). **Getty Images:** DEA / G. CIGOLINI (cla). **149 123RF.com:** Lapis2380 (cra). **150 Alamy Stock Photo:** Sarah Brooksby (cra). **Dorling Kindersley:** Natural History Museum, London (cra). **151 123RF.com:** Vira Dobosh (cra). **Science Photo Library:** Sputnik (cra); Sputnik (cra). **154 Science Photo Library:** Dr.Jeremy Burgess (cra). **155 123RF.com:** Mohammed Anwarul Kabir Choudhury (cra/color); Teerawut Masawat (cla); David Gilbert (ca). **Alamy Stock Photo:** Lyroky (cra); Tim Scrivener (cra). **NASA:** JPL (cra). **156-157 Getty Images:** Icon Sports Wire. **158 Dorling Kindersley:** Natural History Museum, London (cr/beaker). **Dreamstime.com:** Tomas Pavelka (c). **Getty Images:** Auscape (ca). **158-159 Science Photo Library:** **159 123RF.com:** Action sports (cb); DeZmarco (c); Arina Zaiachin (cra); Mohammed Anwarul Kabir Choudhury (cra). **Getty Images:** Simone Brandt (cr). **160 123RF.com:** Maksym Yemelyanov (cra). **Alamy Stock Photo:** Andrew Ammendolia (cra). **Dreamstime.com:** Jagat (cra); Science Pics (ca). **161 Dreamstime.com:** Chris Boswell (cra). **Getty Images:** SuperStock (cra). **Science Photo Library:** Phil Degginger (cla); Phil Degginger (cla). **162 Dorling Kindersley:** Harry Taylor (cra). **163 123RF.com:** Sereznizy (cl). **Dreamstime.com:** Ericlefrancais (cra); Bert Folsom (cra). **Science Photo Library:** Sputnik (cra). **166 123RF.com:** Kameel (cra); Russ McElroy (cra). **167 123RF.com:** Rostislav Ageev (cra/diver). **Alamy Stock Photo:** PhotoAlto (cra); RGB Ventures / SuperStock (fcr). **Dreamstime.com:** Narin Phannam (cb); Uatp1 (cl). **Getty Images:** STR (cra). **SuperStock:** Cultura Limited / Cultura Limited (cra). **168 123RF.com:** Cseh Ioan (cra). **Alamy Stock Photo:** Big Pants Productions (cra). **Science Photo Library:** Farrell Grehan (cra). **168-169 Alamy Stock Photo:** The Natural History Museum (ca). **169 123RF.com:** Lucian Milasan (cra); Nikkytok (cra). **Alamy Stock Photo:** Krysa Bailey (cra); Paul Felix Photography (cra). **Dreamstime.com:** Nfransua (cra); Kirsty Pargeter (cra); Olha Rohulya (cra). **170-171 Getty Images:** Kazuyoshi Nomachi. **172 123RF.com:** Maksym Bondarchuk (cra); Saultales (cb). **Dreamstime.com:** Orjinal (cl). **Science Photo Library:** Dirk Wiersma (cra). **173 123RF.com:** Jiri Vlacvek (ca). **Alamy Stock Photo:** Hugh Threlfall (fcr). **Universal Images Group North America LLC / DeAgostini (cra):** **Getty Images:** Steve Proehl (cra). **174 Alamy Stock Photo:** Dan Leeth (cra). **175 Alamy Stock Photo:** CPC Collection (cb); Sputnik (cra). **178 Dorling Kindersley:** Natural History Museum, London (cra); Oxford University Museum of Natural History (cra). **179 123RF.com:** Kirill Krasnov (c); Chaovarut Shoop (cra). **Alamy Stock Photo:** The Print Collector (cra); World History Archive (cl); World foto (cra). **Dreamstime.com:** Bogdan Dumitru (fcr); Stephan Pietzko (cla). **Getty Images:** John B. Carnett (cra). **181 123RF.com:** Sergey Jarochkin (c); Dmitry Naumov (cr); Hxdzbyx (cb/bleach). **Alamy Stock Photo:** Maksym Yemelyanov (cra). **Dorling Kindersley:** Thackeray Medical Museum (cl). **182-183 Science Photo Library:** Alexis Rosenfeld. **184-185 Getty Images:** George Steinmetz (cra). **Science Photo Library:** Charles D. Winters (c). **185 Dreamstime.com:** Jose Manuel Gelpi Diaz (cra); Larry Finn (ca). **Science Photo Library:** **186 123RF.com:** Alexandr Malyshev (fcr); (cra). **Alamy Stock Photo:** BSIP SA (cra). **187 Science Photo Library:** Union Carbide Corporation's Nuclear Division, courtesy EMILIO SEGRE VISUAL ARCHIVES, Physics Today Collection / AMERICAN INSTITUTE OF PHYSICS (cra). **190-191 Dreamstime.com:** Andrey Navrotsky (b). **190 123RF.com:** Leonid Ixan (cb). © CERN: (cra). **191 Dreamstime.com:** Yinan Zhang (cb). **iStockphoto.com:** Gogbigicure (t). **Science Photo Library:** Brian Bell (cra); Patrick Landmann (cra). **192-193 Getty Images:** Rolf Geissinger / Stocktrek Images. **194 123RF.com:** Rainer Albiez (cra). **Alamy Stock Photo:** D. Hurst (cra). **Science Photo Library:** Andrew Lambert Photography (cra). **195 Dreamstime.com:** Stockolutions (cra). **Getty Images:** Floris Leeuwenberg (cra); Mario Tama (cra). **Science Photo Library:** Crown Copyright / Health & Safety Laboratory (cra). **196 Dorling Kindersley:** Clive Streeter / The Science Museum, London (cra). **Dreamstime.com:** Liouthe (cra). **Getty Images:** Gena Savilov (cra). **Science Photo Library:** (cra). **197 123RF.com:** Alexlrmx (fcr). **Alamy Stock Photo:** Alexandru Nika (cra). **Dreamstime.com:** Jultud (cl). **Getty Images:** Brand X Pictures (cra). **NASA:** JPL-Caltech (cra). **198 Science Photo Library:** Dirk Wiersma (ca). **199 123RF.com:** Nmint (cl). **Alamy Stock Photo:** ITAR-TASS Photo Agency (cra); Gordon Mills (cla); RGB Ventures / SuperStock (cra); ITAR-TASS Photo Agency (cra). **200 Alamy Stock Photo:** Shawn Hempel (bc). **205 Dorling Kindersley:** Natural History Museum (cla)

All other images © Dorling Kindersley
For further information see: www.dkimages.com