

Dover Public Library



3 4505 00275671 4

1000

JEWELRY INSPIRATIONS

BEADS, BAUBLES,
DANGLES, AND CHAINS

QUARRY



SANDRA SALAMONY

Dover Public Library
Dover, NH

0001

DATE DUE

1184969

WITHDRAWN-DOVER

GAYLORD 234

PRINTED IN U.S.A.

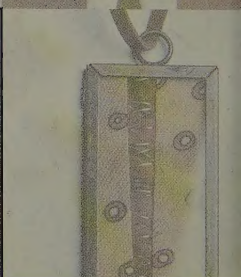


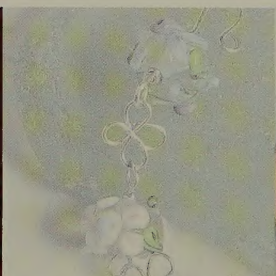
WITHDRAWN-DOVER

STACKS

17-08

1000 JEWELRY
INSPIRATIONS








1000 JEWELRY INSPIRATIONS

BEADS, BAUBLES,
DANGLES, AND CHAINS

SANDRA SALAMONY

BEVERLY MASSACHUSETTS

Q U A R T E R L Y



© 2008 by Quarry Books

All rights reserved. No part of this book may be reproduced in any form without written permission of the copyright owners. All images in this book have been reproduced with the knowledge and prior consent of the artists concerned, and no responsibility is accepted by the producer, publisher, or printer for any infringement of copyright or otherwise, arising from the contents of this publication. Every effort has been made to ensure that credits accurately comply with information supplied. We apologize for any inaccuracies that may have occurred and will resolve inaccurate or missing information in a subsequent reprinting of the book.

First published in the United States of America by
Quarry Books, a member of
Quayside Publishing Group
100 Cummings Center
Suite 406-L
Beverly, Massachusetts 01915-6101
Telephone: (978) 282-9590
Fax: (978) 283-2742
www.quarrybooks.com

Library of Congress Cataloging-in-Publication Data

Salamony, Sandra.

1,000 jewelry inspirations : beads, baubles, dangles, and chains / Sandra Salamony.
p. cm.

Includes index.

ISBN 1-59253-413-9

1. Jewelry making. I. Title. II. Title: One thousand jewelry inspirations.

TT212.S24 2008

739.27--dc22

2007042955

ISBN-13: 978-1-59253-413-5

ISBN-10: 1-59253-413-9

10 9 8 7 6 5 4 3 2 1

Cover and interior design: Sandra Salamony

Material on pages 302-311 adapted from *Making Designer Bead and Wire Jewelry* (Quarry Books, 2005)

Illustrations: Judy Love





Printed in China

Dedicated to the hundreds of artists
who contributed to this book.
They've inspired me, and I hope they'll inspire you, too.





contents

	introduction	8	
	0001–0313	chapter 1 BEADS + BAUBLES.....	10
	0314–0440	chapter 2 PAPER + MIXED MEDIA	106
	0441–0602	chapter 3 POLYMER + PRECIOUS METAL CLAY	144
	0603–0749	chapter 4 VINTAGE + REPURPOSED	190



0750–0864

chapter 5

FIBERS + FABRIC 230



0865–1000

chapter 6

WIRE + METAL 264

appendix:

jewelry-making techniques 302

artist directory and index 312

resources 316

acknowledgments 319

about the author 320

introduction

What makes a piece of jewelry special?

When creating handmade jewelry, a personalization of the piece is what separates it from the ordinary: incorporating a vintage bead, a found object, a much-loved image, or even a scrap from a recycled sweater or favorite fabric. Sometimes, it's developing an unusual technique or designing around a vibrant use of color, texture, or contrast that makes the jewelry unique. Unlike purchasing a mass-produced piece of jewelry, creating an original piece by hand is truly creating wearable art.






This book showcases a stunning collection of original jewelry created by artists from all over the world. Chosen for their creative details or their overall aesthetic, these pieces feature techniques such as collage, wirework, lampwork, and weaving; materials such as paper, fabric, wire, beads, clay, and paint; and



styles ranging from classic to dramatic. Some pieces are breathtaking in their simplicity, others are delightful in their elaborate layers of color and media. And, amazingly, while most of the artists in each section started with similar raw materials, their results are beautifully varied.

Explore the pages at leisure, and let the artists' creativity inspire your next project. Perhaps an unusual color combination will catch your eye, or you'll be tempted to try a new technique. This book is a gallery of inspirations and also includes a guide to basic jewelry-making techniques to help you get started. Expand your skills and reflect your personality by incorporating new ideas and whimsy into your homemade jewelry. Enjoy!





beads + baubles

chapter 1



0001-0313





0002 McFARLAND DESIGNS



0003 MARY L. SOISSON,
WWW.BELLEDESIGNS.NET



0004 NICOLE NOELLE



0005 NICOLE NOELLE



0006 KELLIOPE



0007 MODERNJEWELRYART.COM



0008 HELOISE

0009 CAROL A. BABINEAU, ART CLAY STUDIO
LAMPWORK BEADS BY LILIANA GLENN

0010 GIRLIE GIRLS JEWELRY STUDIO



0011 SHARON MUTTOO





0013 PAPER FLOWER GIRL



0014 BEAD JEWELRY BY SHOPGIRL



0015 BEAD JEWELRY BY SHOPGIRL



0016 BEAD JEWELRY BY SHOPGIRL



0017 BEAD JEWELRY BY SHOPGIRL
LAMPWORK BEADS BY LINDA JAMES



0018 KIARA M. McNULTY



0019 KATHLEEN MALEY




0020 KELLIOPE



0021 GIRLIE GIRLS JEWELRY STUDIO



0022 KELLIOPE



0023 KIARA M. McNULTY



0024 SUSAN KUSLANSKY, GODSAGA JEWELRY



0025 TERRY L. CARTER



0026 AMY BOLING



0027 SHARI BONNIN



0028 CHERI AUERBACH



0029 SHARI BONNIN



0030 TAMMY POWLEY



0031 PAPER FLOWER GIRL



0032 TAMMY POWLEY



0033 TAMMY POWLEY



0034 BEAD JEWELRY BY SHOPGIRL



0035 MICHELLE LAMBERT



0036 BEAD JEWELRY BY SHOPGIRL
DESIGN CONCEPT BY JILL GANDOLFINI; LAMPWORK BEAD BY LINDA JAMES



0037 JENNIFER SYFU



0038 MARIE F. FIEDRICH, CERCA TROVA



0039 PHAEDRA A. TORRES, LLUVIA DESIGNS

0040 RICKIE VOGES DESIGN
LAMPWORK BY MELANIE MOERTEL, MELANIE MOERTEL GLASPERLEN

0041 MIA GOFAR JEWELRY



0042 KIARA M. McNULTY





0044 PHAEDRA A. TORRES, LLUVIA DESIGNS



0045 RICKIE VOGES DESIGN
LAMPWORK BY DAWN WHITE DUDA DESIGNS



0046 WANDRDESIGN BY WENDY




0047 MICALLA JEWELRY AND DESIGNS, CAMILLA JØRGENSEN
PHOTO BY CARLOS DAVILA



0048 DIANA SAMPER



0049 STONZ



0050 STONZ



0051 MELANI WILSON DESIGNS



0052 DIANA SAMPER



0053 STONZ





0055 LISA LAMPE



0056 TAMMY POWLEY



0057 THERESA MINK DESIGNS



0058 CYNDI LAVIN



0059 JADES CREATIONS
HANDCRAFTED JEWELRY



0060 LISA LAMPE



0061 McFARLAND DESIGNS



0062 RICKIE VOGES DESIGN
LAMPWORK BY CARRIE BERRY, HARDWOOD TRAIL GLASS



0063 THERESA MINK DESIGNS



0064 RHONA FARBER
OVERTHEMOONJEWELRY.COM



0065 PEGGY PRIELOZNY



0066 TAMMY POWLEY





0068 RICKIE VOGES DESIGN
LAMPWORK BY KIMBERLY LYNN, KIMBEADS



0069 SHERRI FORRESTER



0070 LISA LAMPE

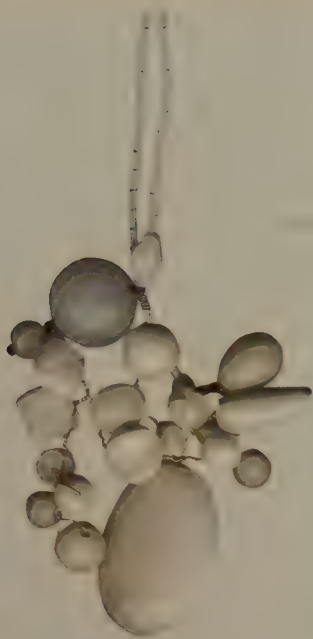


0071 TRACEY H. THOMASSON





0073 MOOD SWING



0074 NATALIE MAGARIAN, PASHUPATINA



0075 NATALIE MAGARIAN, PASHUPATINA



0076 NATALIE MAGARIAN, PASHUPATINA



0077 NATALIE MAGARIAN, PASHUPATINA



0078 NATALIE MAGARIAN, PASHUPATINA




0079 NATALIE MAGARIAN, PASHUPATINA







0081 McFARLAND DESIGNS



0082 McFARLAND DESIGNS



0083 AMY BOLING



0084 AMY BOLING



0085 LILI HALL, ARTEFACT



0086 McFARLAND DESIGNS





0088 MANDALA JEWELS
MANDALAJEWELS.ETSY.COM



0089 MANDALA JEWELS
MANDALAJEWELS.ETSY.COM



0090 MANDALA JEWELS
MANDALAJEWELS.ETSY.COM



0091 MANDALA JEWELS
MANDALAJEWELS.ETSY.COM





0093 NICHOLE HILTS, BEVERLYBIJOU



0094 KATHLEEN MALEY



0095 SALLY NUNNALLY



0096 AGNES ARUCAN



0097 AGNES ARUCAN



0098 KINCAIDESIGNS

0099 MARIE F. FIEDRICH, CERCA TROVA
ROUND GLASS BEADS BY MELISSA PERRY MCGUILKIN/WHITNEY STREET STUDIO
RECTANGLE BEADS BY ANGELA BERNARD/GENERATIONS LAMPWORKBEADS

0100 YAEL MILLER DESIGN



0101 SARAH GORDEN, SOJOURN CURIOSITIES



0102 RANDI SAMUELS






0104 KINCAID DESIGN



0105 BEAD JEWELRY BY SHOPGIRL



0106 BEAD JEWELRY BY SHOPGIRL



0107 LILLIE WOLFF DESIGNS



0108 KIARA M. McNULTY



0109 AGNES ARUCAN



0110 McFARLAND DESIGNS



0111 BEAD JEWELRY BY SHOPGIRL



0112 BEAD JEWELRY BY SHOPGIRL



0113 BEAD JEWELRY BY SHOPGIRL



0114 JENNI PAGANO



0115 LILLIE WOLFF DESIGNS



0116 ERIN SARGEANT, LIKE A FOX




0117 BEAD JEWELRY BY SHOPGIRL



0118 TAMMY POWLEY

0119 MANDALA JEWELS
MANDALAJEWELS.ETSY.COM





0121 KIARA M. McNULTY



0122 RICKIE VOGES DESIGN
LAMPWORK BY KIMBERY LYNN, KIMBEADS



0123 BEAD JEWELRY BY SHOPGIRL



0124 NICOLE NOELLE



0125 NICOLE NOELLE



0126 JENNI PAGANO



0127 MICALLA JEWELRY AND DESIGNS, CAMILLA JØRGENSEN
PHOTO BY CARLOS DAVILA



0128 MCFARLAND DESIGNS



0129 MARIE F. FIEDRICH, CERCA TROVA
FOCAL BEAD MADE BY BERNADETTE FUENTES; SEA GLASS BEADS BY ANGELA "GELLY" DAVIS



0130 MONA SONG DESIGNS



0131 KATHLEEN MALEY



0132 MARIE F. FIEDRICH, CERCA TROVA
LAMPWORK BEADS BY CHET CORNELIUSON/BCCLAMPWORK



0133 MARIE F. FIEDRICH, CERCA TROVA
LAMPWORK BEADS BY ANGELA "GELLY" DAVIS





0135 BEAD JEWELRY BY SHOPGIRL



0136 JANET BASKERVILLE, JBASK ARTS
PHOTO BY MICHAEL J. JOYCE



0137 KIARA M. McNULTY



0138 BELLE POUR LA VIE, BELLEPOURLAVIE.COM



0139 **RENEE THOMAS**
LAMPWORK BEADS BY HEATHER DAVIS. SCULPTED ROSES BY D. JEAN VAINIO



0140 TAMMY POWLEY



0141 BELLE POUR LA VIE,
BELLEPOURLAVIE.COM



0142 JENNI PAGANO



0143 CHERI AUERBACH



0144 MANDALA JEWELS
MANDALAJEWELS.ETSY.COM



0145 BEAD JEWELRY BY SHOPGIRL



0146 RICKIE VOGES DESIGN
LAMPWORK BY JENA FULCHER, JENAGIRL BEADS



0147 PHAEDRA A. TORRES, LLUVIA DESIGNS



0148 GIRLIE GIRLS JEWELRY STUDIO



0149 GIRLIE GIRLS JEWELRY STUDIO



0150 STUDIO47WEST



0151 KIARA M. McNULTY



0152 CHERI AUERBACH



0153 LINDSAY STREEM



0154 McFARLAND DESIGNS

0155 SARAH GORDEN,
SOJOURN CURIOSITIES

0156 JENNI PAGANO



0157 KIARA M. McNULTY



0158 HELOISE



0159 McFARLAND DESIGNS



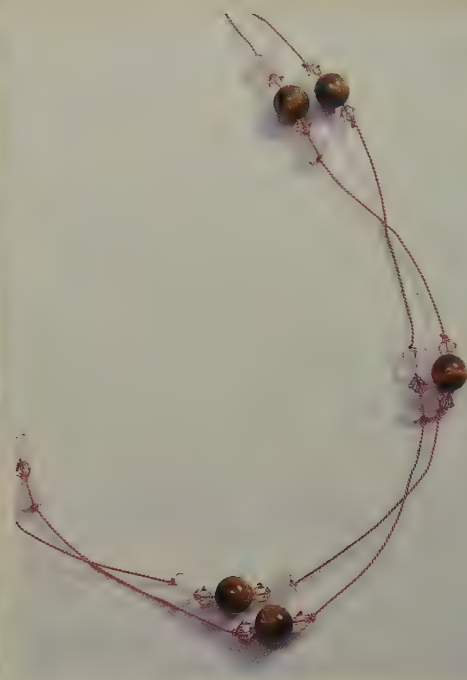




0162 DEBORAH FRANKS,
ARTWORKS.ETSY.COM



0163 STUDIO47WEST



0164 TAMMY POWLEY



0165 TAMMY POWLEY



0166 LISA LAMPE



0167 NICOLE NOELLE



0168 TAMMY POWLEY




0169 MIA GOFAR JEWELRY



0170 BEAD JEWELRY BY SHOPGIRL



0171 Yael MILLER DESIGN



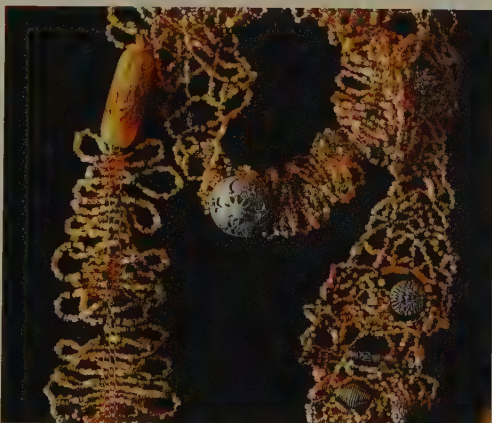
0172 JQ JEWELRY DESIGNS



0173 MIA GOFAR JEWELRY



0174 BEAD JEWELRY BY SHOPGIRL


0175 JANET BASKERVILLE, JBASK ARTS
PHOTO BY MICHAEL J. JOYCE

0176 CHERI AUERBACH





0178 AGNES ARUCAN




0179 PAPER FLOWER GIRL



0180 BELLE POUR LA VIE,
BELLEPOURLAVIE.COM



0181 JQ JEWELRY DESIGNS



0182 JQ JEWELRY DESIGNS



0183 SUSAN D. WIMBLEY



0184 SARAH GORDEN,
SOJOURN CURIOSITIES



0185 MARY L. SOISSON
BELLEDESIGNS.NET



0186 MOOD SWING



0187 MELANI WILSON DESIGNS



0188 JENNIFER SYFU

0189 PHAEDRA A. TORRES,
LLUVIA DESIGNS0190 SARAH GORDEN,
SOJOURN CURIOSITIES0191 SARAH GORDEN,
SOJOURN CURIOSITIES0192 ROCCA DESIGNS,
CAROLINA ESTRADA0193 JANET BASKERVILLE, JBASK ARTS
PHOTO BY MICHAEL J. JOYCE







0196 ERIN SARGEANT



0197 THERESA MINK DESIGNS



0198 MONA SONG DESIGNS



0199 WANDRWEDDING BY WENDY

0200 SARAH GORDEN,
SOJOURN CURIOSITIES

0201 KELLIOPE



0202 SARAH GORDEN,
SOJOURN CURIOSITIES



0203 MARIE F. FIEDRICH, CERCA TROVA
BEADS BY ANGELA "GELLY" DAVIS



0204 SUSAN D. WIMBLEY



0205 GIRLY GIRLS JEWELRY STUDIO



0206 JADES CREATIONS
HANDCRAFTED JEWELRY




0207 MICALLA JEWELRY AND DESIGNS,
CAMILLA JØRGENSEN
PHOTO BY CARLOS DAVILA






0209 KIONA WILSON, LUCKY ACCESSORIES



0210 PRECIOUS MESHES, EMILY CONROY



0211 KAY DANIELS, KAY DESIGNS



0212 JADES CREATIONS
HANDCRAFTED JEWELRY



0213 KIARA M. McNULTY



0214 SALLY NUNNALLY



0215 RHONA FARBER



0216 MARIE F. FIEDRICH, CERCA TROVA



0217 ERIN SARGEANT, LIKE A FOX



0218 TAMMY POWLEY



0219 BEAD JEWELRY BY SHOPGIRL







0222 TAMMY POWLEY



0223 TAMMY POWLEY



0224 PAM KARABINOS,
MYSMYRRH DESIGNS
PHOTO BY STEPHANIE BRIGGS, BRIGGS PHOTOGRAPHY



0225 TAMMY POWLEY



0226 TAMMY POWLEY



0227 TAMMY POWLEY



0228 TAMMY POWLEY



0229 RUBY FISCHER



0230 KATE FERRANT



0231 CYNDY KLEIN



0232 HEATHER MANN




0233 BELLE POUR LA VIE, BELLEPOURLAVIE.COM



0234 DAWN M. LOMBARD. LAVENDER DAWN





0236 DAPHNE "D.D." HESS



0237 JOANNE STREHLE BAST



0238 TAMMY POWLEY



0239 CHERI AUERBACH



0240 JOANNE STREHLE BAST



0241 TAMMY POWLEY

0242 RICKIE VOGES DESIGN
LAMPWORK BY ANDREA VENSCHOTT,
ANNAKALILLY'S HANDGERABEITETE GLASPERLEN

0243 SHIHO YAMASHITA



0244 TAMMY POWLEY







0247 MICALLA JEWELRY AND DESIGNS, CAMILLA JØRGENSEN
 PHOTO BY CARLOS DAVILA



0248 JANICE PARSONS



0249 MONA SONG DESIGNS



0250 DAWN CECCACCI





0252 DANA LYNN DRISCOLL



0253 TAMMY POWLEY



0254 BRENDA HOFFMAN



0255 ROCCA DESIGNS,
CAROLINA ESTRADA



0256 JENNIFER SYFU



0257 SALLY NUNNALLY



0258 SARAH J. BABINEAU



0259 TAMMY POWLEY



0260 LISA NIVEN KELLY



0261 JENNIFER SYFU



0262 KINCAIDDESIGNS



0263 TAMMY POWLEY





0265 RICKIE VOGES DESIGN
LAMPWORK BY MELANIE MOERTEL, MELANIE.MOERTEL.GLASPERLEN



0266 THERESA MINK DESIGNS



0267 LISA LAMPE



0268 NICOLE NOELLE




0269 NICOLE NOELLE



0270 NICOLE NOELLE



0271 STUDIO47WEST



0272 NICOLE NOELLE




0273 NICOLE NOELLE




0274 McFARLAND DESIGNS



0275 NICOLE NOELLE



0276 SHIHO YAMASHITA



0277 STUDIO47WEST



0278 TAMMY POWLEY



0279 DAWN M. LOMBARD, LAVENDER DAWN



0280 DANA LYNN DRISCOLL



0281 MANDALA JEWELS, MANDALAJEWELS.ETSY.COM





0283 CHERI AUERBACH



0284 TAMMY POWLEY



0285 TAMMY POWLEY



0286 JESSICA NEAVES



0287 PAPER FLOWER GIRL



0288 NICOLE NOELLE



0289 NICOLE NOELLE



0290 NICOLE NOELLE



0291 NICOLE NOELLE







0294 HALLE GUSTAFSON




0295 MOOD SWING



0296 JENNIFER SYFU



0297 NICOLE NOELLE



0298 DIANA SAMPER



0299 DAWN BARKER,
HARDFLOWER STUDIOS



0300 GIRLIE GIRLS JEWELRY STUDIO



0301 DIANA SAMPER



0302 KIARA M. McNULTY



0303 MARCIA ACKER-MISSALL

0304 STEPHANIE RIGER JEWELRY, STEPHANIERIGER.COM

0305 MARIE F. FIEDRICH, CERCA TROVA







0308 RHONA FARBER
OVERTHEMOONJEWELRY.COM



0309 NICOLE NOELLE



0310 BRUNA VASCONCELOS



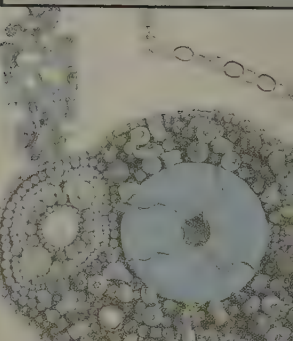



0311 RUBY FISCHER



0312 NICOLE NOELLE



0313 MONA SONG DESIGNS



paper + mixed media

chapter 2



0314-0440



0314 ELIZABETH GLASS GELTMAN +
RACHEL GELTMAN



0315 AMY HELM



0316 MAGGIE KRAWCZYK,
NEOGAMI ORGANIC JEWELRY,
NEOGAMI.COM



0317 JANET BASKERVILLE, JBASK ARTS
PHOTO BY MICHAEL J. JOYCE



0318 ELIZABETH GLASS GELTMAN +
RACHEL GELTMAN




0319 ANN WIDNER





0321 SANDRA TATSUKO KADOWAKI



0322 MODERNJEWELRYART.COM



0323 NANCY ANDERSON, SWEET BIRD STUDIO



0324 HELOISE



0325 SANDRA TATSUKO KADOWAKI



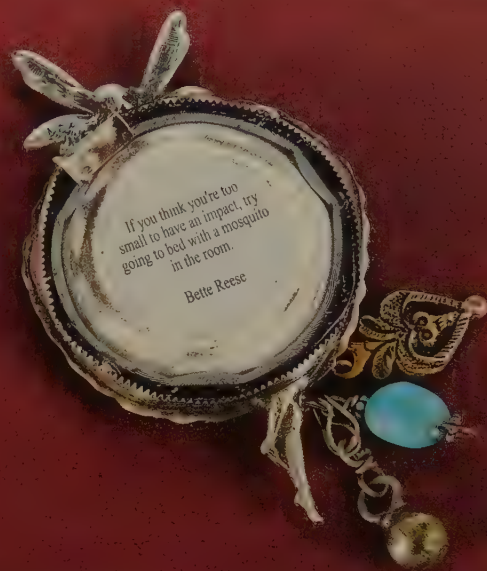
0326 ANA PEREIRA







0329 NANCY ANDERSON, SWEET BIRD STUDIO



0330 NANCY ANDERSON, SWEET BIRD STUDIO



0331 NANCY ANDERSON, SWEET BIRD STUDIO



0332 NANCY ANDERSON, SWEET BIRD STUDIO



0333 IVORY EILEEN, PAPER ORGANICS JEWELRY




0334 IVORY EILEEN, PAPER ORGANICS JEWELRY



0335 IVORY EILEEN, PAPER ORGANICS JEWELRY



0336 IVORY EILEEN, PAPER ORGANICS JEWELRY





0338 HALLIGAN NORRIS
PHOTO BY JOSH GOLEMAN



0339 HALLIGAN NORRIS
PHOTO BY JOSH GOLEMAN



0340 HALLIGAN NORRIS
PHOTO BY JOSH GOLEMAN



0341 HALLIGAN NORRIS
PHOTO BY JOSH GOLEMAN



0342 JULIA ANDRUS



0343 JENNIFER ACKERMAN, DILLON DESIGNS



0344 HI ANNIE DESIGNS



0345 JULIA ANDRUS



0346 ANN WIDNER



0347 LINDA O'BRIEN



0348 VANDA NORONHA, PARAPHERNALIA.NU



0349 TIGERGIRL.ETSY.COM



0350 JANE MCGREGOR
HAMILTON MORMINO



0351 BRUNA VASCONCELOS



0352 PHAEDRA A. TORRES,
LLUVIA DESIGNS



0353 CRISTINA MANHENTE



0354 TRACEY H. THOMASSON



0355 PHAEDRA A. TORRES,
LLUVIA DESIGNS





0357 LAUREN E. OCHMAN, THE LOLA COLLECTION
PHOTO BY PATRICIA WALSH



0358 TIGERGIRL.ETSY.COM



0359 LAUREN E. OCHMAN,
THE LOLA COLLECTION
PHOTO BY PATRICIA WALSH



0360 DEBORAH FRANKS
ARTWORKS.ETSY.COM



0361 JANET BASKERVILLE, JBASK ARTS
PHOTO BY MICHAEL J. JOYCE




0362 VICKIE ZUMPF



0363 ANDREIA CUNHA MARTINS





0365 JULIA ANDRUS



0366 PRETTY•FUN



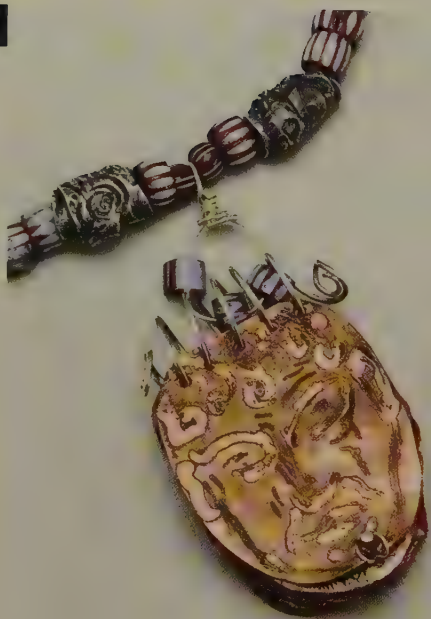
0367 STEPHANIE LEE



0368 CAROL KEMP, CAROL K. ORIGINALS

0369 NANCY ANDERSON,
SWEET BIRD STUDIO

0370 CAROL KEMP, CAROL K. ORIGINALS



0371 CAROL KEMP, CAROL K. ORIGINALS



0372 CAROL KEMP, CAROL K. ORIGINALS



0373 AMY HELM



0374 LORI LARSON

0375 JENNIFER ACKERMAN,
DILLON DESIGNS0376 ELENA MARY SIFF,
ELENAMARY.ETSY.COM





0378 MARCIA ACKER-MISSALL



0379 NANCY ANDERSON,
SWEET BIRD STUDIO



0380 JANET BASKERVILLE, JBASK ARTS
PHOTO BY MICHAEL J. JOYCE



0381 PAM SANDERS



0382 IVORY EILEEN,
PAPER ORGANICS JEWELRY



0383 PRETTY•FUN



0384 JANET BASKERVILLE, JBASK ARTS
PHOTO BY MICHAEL J. JOYCE

0385 PHAEDRA A. TORRES,
LLUVIA DESIGNS0386 PHAEDRA A. TORRES,
LLUVIA DESIGNS0387 PHAEDRA A. TORRES,
LLUVIA DESIGNS0388 IVORY EILEEN,
PAPER ORGANICS JEWELRY

0389 LORI LARSON



0390 MODERNJEWELRYART.COM



0391 CAROL KEMP, CAROL K. ORIGINALS



0392 CAROL KEMP, CAROL K. ORIGINALS


0393 IVORY EILEEN,
PAPER ORGANICS JEWELRY







0396 NANCY ANDERSON,
SWEET BIRD STUDIO



0397 MOOD SWING



0398 PHAEDRA A. TORRES,
LLUVIA DESIGNS



0399 TERI DEGINSTIEN,
MIDNIGHTBLUART



0400 NANCY ANDERSON,
SWEET BIRD STUDIO



0401 NANCY ANDERSON,
SWEET BIRD STUDIO



0402 KIONA WILSON,
LUCKY ACCESSORIES



0403 JANE McGREGOR
HAMILTON MORMINO



0404 STEPHANIE LEE



0405 LORI LARSON



0406 TARA MANNING FINLAY



0407 HELOISE







0410 TERI DEGINSTIEN,
MIDNIGHTBLUART



0411 MIA GOFAR JEWELRY



0412 OPIE O'BRIEN



0413 WE DREAM IN COLOUR



0414 LAUREN E. OCHMAN,
THE LOLA COLLECTION
PHOTO BY PATRICIA WALSH



0415 TERI DEGINSTIEN,
MIDNIGHTBLUART



0416 LAUREN E. OCHMAN,
THE LOLA COLLECTION
PHOTO BY PATRICIA WALSH



0417 DEBORAH BOGDAN, FLAWED FLOCK
PHOTO BY MICHAEL BOGDAN



0418 THE WEEKEND STORE
BY ADJOWAH BRODY



0419 JANET BASKERVILLE, JBASK ARTS
PHOTO BY MICHAEL J. JOYCE



0420 WE DREAM IN COLOUR



0421 CAROL KEMP, CAROL K. ORIGINALS



0422 CAROL LISTENBERGER



0423 TARA MANNING FINLAY



0424 CAROL LISTENBERGER








0427 ROSEBONBON



0428 AMY HELM



0429 SHARI BONNIN



0430 WE DREAM IN COLOUR



0431 JANET BASKERVILLE, JBASK ARTS
PHOTO BY MICHAEL J. JOYCE



0432 ROSEBONBON



0433 IVORY EILEEN, PAPER ORGANICS JEWELRY



0434 DONNA GARSIDE CASON



0435 PHAEDRA A. TORRES, LLUVIA DESIGNS



0436 ELIZABETH GLASS GELTMAN, RACHEL GELTMAN
+ NOAH MACMILLAN



0437 ELIZABETH GLASS GELTMAN + RACHEL GELTMAN



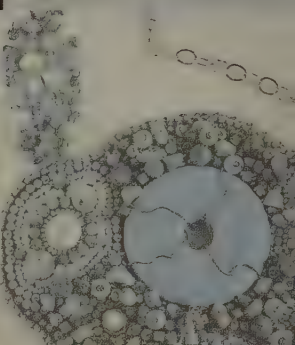
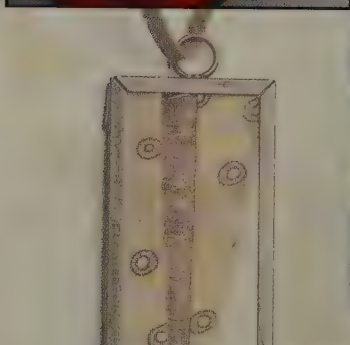




0438 LORI LARSON



0439 TARA MANNING FINLAY



0440 MICHELA VERANI





0441 SHANNON LeVART

0442 MICHELE GARRETT-GESING
PHOTO BY CHRIS LAMBRIGHT

0443 LYNNE ANN SCHWARZENBERG



0444 SHANNON LeVART





0446 LORI SCOUTON



0447 LORI SCOUTON



0448 MARCIA PALMER



0449 BETSY BAKER, STONEHOUSE STUDIO



0450 MAUREEN THOMAS DESIGNS



0451 LYNNE ANN SCHWARZENBERG






0453 MARCIA PALMER



0454 MADE IN LOWELL

0455 DAWN BARKER,
HARDFLOWER STUDIOS0456 DARLEEN BELLAN,
KISSMYSTAMP DESIGNS

0457 MARCIA PALMER

0458 BETSY BAKER,
STONEHOUSE STUDIO

0459 RACHEL PRYDEN



0460 SHANNON LeVART



0461 TERI DEGINSTIEN, MIDNIGHTBLUART



0462 TAMARA SHEA, BLOCK PARTY PRESS



0463 LITTLE SHEEP, LITTLESHEEP.ETSY.COM



0464 CANDY STILL



0465 STUDIO BIJOU





0467 MARIA DIANA



0468 TAMARA SHEA, BLOCK PARTY PRESS



0469 MARCIA PALMER




0470 DAWN BARKER, HARDFLOWER STUDIOS



0471 MARIA DIANA



0472 MAUREEN THOMAS DESIGNS

0473 MICHELE GARRETT-GESING
PHOTO BY CHRIS LAMBRIGHT

0474 TAMARA SHEA, BLOCK PARTY PRESS



0475 LYNNE ANN SCHWARZENBERG



0476 ANN ANTANAVAGE, MISS DANCEY PANTS



0477 TAMARA SHEA, BLOCK PARTY PRESS





0479 CANDY STILL



0480 BETSY BAKER, STONEHOUSE STUDIO



0481 MADE IN LOWELL



0482 SHANNON LEVART



0483 ADORN, SANDY SNEAD



0484 CANDY STILL



0485 MADE IN LOWELL



0486 LAUREN E. OCHMAN, THE LOLA COLLECTION
PHOTO BY PATRICIA WALSH



0487 LAUREN E. OCHMAN, THE LOLA COLLECTION
PHOTO BY PATRICIA WALSH



0488 LAUREN E. OCHMAN, THE LOLA COLLECTION
PHOTO BY PATRICIA WALSH



0489 LAUREN E. OCHMAN, THE LOLA COLLECTION
PHOTO BY PATRICIA WALSH



0490 LAUREN E. OCHMAN, THE LOLA COLLECTION
PHOTO BY PATRICIA WALSH



0491 LAUREN E. OCHMAN, THE LOLA COLLECTION
PHOTO BY PATRICIA WALSH



0492 LAUREN E. OCHMAN, THE LOLA COLLECTION
PHOTO BY PATRICIA WALSH



0493 LAUREN E. OCHMAN, THE LOLA COLLECTION
PHOTO BY PATRICIA WALSH





0495 BETSY BAKER,
STONEHOUSE STUDIO



0496 BETSY BAKER,
STONEHOUSE STUDIO



0497 DAWN BARKER,
HARDFLOWER STUDIOS



0498 MARCIA PALMER



0499 JANA ROBERTS BENZON



0500 BETSY BAKER,
STONEHOUSE STUDIO




0501 DAWN BARKER,
HARDFLOWER STUDIOS



0502 DAWN BARKER,
HARDFLOWER STUDIOS



0503 DAWN BARKER,
HARDFLOWER STUDIOS



0504 MAUREEN THOMAS DESIGNS



0505 DAWN BARKER,
HARDFLOWER STUDIOS




0506 HOLLY PIPER-SMITH,
POLLYHYPER.ETSY.COM



0507 PAM SANDERS



0508 DAWN BARKER,
HARDFLOWER STUDIOS



0509 DAWN BARKER,
HARDFLOWER STUDIOS





0511 LYNNE ANN SCHWARZENBERG




0512 MARCIA PALMER



0513 MARCIA PALMER



0514 MARCIA PALMER



0515 BETSY BAKER, STONEHOUSE STUDIO



0516 MARCIA PALMER

0517 HOLLY PIPER-SMITH,
POLLYHYPER.ETSY.COM

0518 MICHELA VERANI



0519 BEAD JEWELRY BY SHOPGIRL

0520 TAMARA SHEA,
BLOCK PARTY PRESS0521 DAWN BARKER,
HARDFLOWER STUDIOS







0524 REBECCA TENACE,
CLAYARTIST.NET



0525 ANN ANTANAVAGE,
MISS DANCEY PANTS



0526 TAMARA SHEA,
BLOCK PARTY PRESS



0527 TAMARA SHEA,
BLOCK PARTY PRESS



0528 MICHELE GARRETT-GESING
PHOTO BY CHRIS LAMBRIGHT



0529 MADE IN LOWELL



0530 REBECCA TENACE,
CLAYARTIST.NET



0531 TAMARA SHEA, BLOCK PARTY PRESS



0532 PAM SANDERS



0533 TAMARA SHEA,
BLOCK PARTY PRESS



0534 BEAD JEWELRY BY SHOPGIRL



0535 TAMARA SHEA,
BLOCK PARTY PRESS



0536 CANDY STILL



0537 MICHELE GARRETT-GESING
PHOTO BY CHRIS LAMBRIGHT



0538 DAWN BARKER,
HARDFLOWER STUDIOS



0539 CAROL KEMP, CAROL K. ORIGINALS



0540 LYNNE ANN SCHWARZENBERG




0541 MICHELE GARRETT-GESING
PHOTO BY CHRIS LAMBRIGHT





0543 CANDY STILL



0544 STUDIO BIJOU

0545 DAWN BARKER,
HARDFLOWER STUDIOS0546 ZUDA GAY PEASE
ZUDAGAY.ETSY.COM0547 ANN ANTANAVAGE,
MISS DANCEY PANTS

0548 MAUREEN THOMAS DESIGNS



0549 MADE IN LOWELL

0550 ZUDA GAY PEASE,
ZUDAGAY.ETSY.COM

0551 SHANNON LeVART



0552 CANDY STILL



0553 LESYA BINKIN



0554 MADE IN LOWELL

0555 REBECCA TENACE,
CLAYARTIST.NET

0556 MADE IN LOWELL



0557 INEDIBLE JEWELRY

0558 JULIE DUTT,
JULIE*ANN HANDMADE GOODS





0560 MAUREEN THOMAS DESIGNS



0561 BETSY BAKER, STONEHOUSE STUDIO



0562 ADORN, SANDY SNEAD



0563 JANA ROBERTS BENZON



0564 STUDIO BIJOU



0565 STUDIO BIJOU

0566 MICHELE GARRETT-GESING
PHOTO BY CHRIS LAMBRIGHT

0567 BETSY BAKER, STONEHOUSE STUDIO



0568 MARCIA PALMER



0569 HOLLY PIPER-SMITH, POLLYHYPER.ETSY.COM



0570 DAWN BARKER, HARDFLOWER STUDIOS



0571 BETSY BAKER, STONEHOUSE STUDIO



0572 BETSY BAKER, STONEHOUSE STUDIO



0573 JANA ROBERTS BENZON



0574 JANA ROBERTS BENZON



0575 JANA ROBERTS BENZON



0576 JANA ROBERTS BENZON





0578 LESYA BINKIN



0579 INEDIBLE JEWELRY




0580 MADE IN LOWELL

0581 HOLLY PIPER-SMITH,
POLLYHYPER.ETSY.COM0582 DAWN BARKER,
HARDFLOWER STUDIOS

0583 INEDIBLE JEWELRY



0584 TANYA BESEDINA

0585 HOLLY PIPER-SMITH
POLLYHYPER.ETSY.COM0586 JULIE DUTT,
JULIE*ANN HANDMADE GOODS


0587 INEDIBLE JEWELRY



0588 JULIE DUTT,
JULIE*ANN HANDMADE GOODS



0589 JACKIE WAIK-ATIYA



0590 CAROL LISTENBERGER



0591 ANN ANTANAVAGE, MISS DANCEY
RANTS




0592 SANDRA TATSUKO KADOWAKI



0593 RONDA KIVETT



0594 INEDIBLE JEWELRY



0595 JULIE DUTT,
JULIE*ANN HANDMADE GOODS



0596 JACKIE WAIK-ATIYA





0598 TONI M. RANSFIELD



0599 GERALDINE NEWFRY



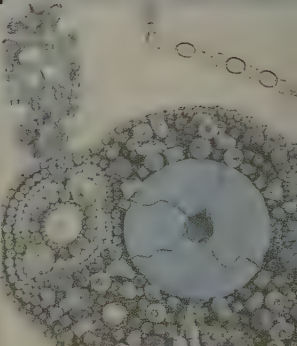





0600 SANDRA TATSUKO KADOWAKI



0601 MICHELA VERANI



0602 DARLEEN BELLAN, KISSMYSTAMP DESIGNS



vintage + repurposed

chapter 4



0603-0749



0603 PAPER FLOWER GIRL



0604 KARIBETH.COM

0605 JANET BASKERVILLE, JBASK ARTS
PHOTO BY MICHAEL J. JOYCE0606 JANET BASKERVILLE, JBASK ARTS
PHOTO BY MICHAEL J. JOYCE

0607 PEQUITOBUN



0608 SANDRA SALAMONY



0609 PAPER FLOWER GIRL



0610 ARMOUR SANS ANGUISH



0611 MOOD SWING



0612 KELLEY FREELAND



0613 MOOD SWING



0614 KIONA WILSON, LUCKY ACCESSORIES



0615 ARMOUR SANS ANGUISH



0616 KELLEY FREELAND



0617 KELLEY FREELAND



0618 DENISE WITMER



0619 MIGGIPYN, DIANE WADE



0620 KELLEY FREELAND



0621 MIGGIPYN, DIANE WADE



0622 MIGGIPYN, DIANE WADE



0623 CYNDI LAVIN



0624 PHAEDRA A. TORRES, LLUVIA DESIGNS



0625 MICHELA VERANI



0626 TIGERGIRL.ETSY.COM



0627 KARIBETH.COM



0628 SANDRA SALAMONY



0629 PEQUITOBUN



0630 JULIA ANDRUS





0632 PEQUITOBUN



0633 PEQUITOBUN



0634 PEQUITOBUN



0635 PEQUITOBUN



0636 PEQUITOBUN



0637 PEQUITOBUN



0638 PEQUITOBUN



0639 JENNIFER PERKINS



0640 JENNIFER PERKINS



0641 THERESA MINK DESIGNS



0642 KARIBETH.COM



0643 JODI BLOOM



0644 MOOD SWING



0645 TIGERGIRL.ETSY.COM



0646 WE DREAM IN COLOUR



0647 MOOD SWING



0648 KARIBETH.COM



0649 ARMOUR SANS ANGUISH





0651 PEQUITOBUN




0652 PEQUITOBUN



0653 PEQUITOBUN



0654 ERIN SARGEANT, LIKE A FOX



0655 ANDREA DREYER



0656 ANDREA DREYER



0657 ANDREA DREYER



0658 ANDREA DREYER



0659 ANDREA DREYER



0660 ANDREA DREYER



0661 VICTORIA BUTTON



0662 NIKI MALEK, STELLA + LUX



0663 PEQUITOBUN



0664 KARIBETH.COM



0665 MIGGIPYN, DIANE WADE

0666 JANET BASKERVILLE, JBASK ARTS
PHOTO BY MICHAEL J. JOYCE

0667 TIGERGIRL.ETSY.COM



0668 MIGGIPYN, DIANE WADE



0669 PAPER FLOWER GIRL



0670 KARIBETH.COM



0671 ROSEBONBON




0672 ELENA MARIE SIFF, ELENAMARIE.ETSY.COM



0673 TIGERGIRL.ETSY.COM





0675 ERIN SARJEANT, LIKE A FOX



0676 KARIBETH.COM



0677 ROSEBONBON



0678 TIGERGIRL.ETSY.COM



0679 MOOD SWING

0680 TARA FEENEY,
LEVITICUSJEWELRY.COM0681 TARA FEENEY,
LEVITICUSJEWELRY.COM

0682 MOOD SWING



0683 RELISHDRESS





0685 WE DREAM IN COLOUR

0686 BEATRIZ SOUZA
PHOTO BY MARCELO CÉLIO

0687 MADE IN LOWELL



0688 WE DREAM IN COLOUR



0689 MADE IN LOWELL



0690 TARA MANNING FINLAY







0693 LAURA SANTONE, SHESHA



0694 ANDREIA CUNHA MARTINS



0695 TERI DEGINSTIEN, MIDNIGHTBLUART



0696 ANDREIA CUNHA MARTINS



0697 LAURA SANTONE, SHESHA



0698 RELISHDRESS



0700 SARAH GORDEN,
SOJOURN CURIOSITIES



0701 SHERRI FORRESTER



0702 SHERRI FORRESTER



0703 ELENA MARIE SIFF,
ELENAMARIE.ETSY.COM



0704 DANA LYNN DRISCOLL



0705 LORI LARSON



0706 LAURA SANTONE, SHESHA




0707 JANET HICKEY



0708 DANA LYNN DRISCOLL



0709 HI ANNIE DESIGNS



0710 LAURA SANTONE, SHESHA



0711 JANET HICKEY






0713 MITZI WEILAND



0714 SANDRA SALAMONY




0715 PHAEDRA A. TORRES, LLUVIA DESIGNS




0716 MIA GOFAR JEWELRY



0717 ELENA MARIE SIFF, ELENAMARIE.ETSY.COM



0718 ELIZABETH DICKINSON



0719 PHAEDRA A. TORRES, LLUVIA DESIGNS



0720 SHERRI FORRESTER

0721 THE WEEKEND STORE
BY ADJOWAH BRODY0722 JANET BASKERVILLE, JBASK ARTS
PHOTO BY MICHAEL J. JOYCE0723 JANET BASKERVILLE, JBASK ARTS
PHOTO BY MICHAEL J. JOYCE0724 THE WEEKEND STORE
BY ADJOWAH BRODY

0725 SHERRI FORRESTER



0726 HALLE GUSTAFSON



0727 TOMATE D'ÉPINGLES, GUYLAINE MARTINEAU,
TOMATEDEPINGLES.ETSY.COM



0728 JANET BASKERVILLE, JBASK ARTS
PHOTO BY MICHAEL J. JOYCE



0729 NICOLE NOELLE



0730 SHERRI FORRESTER



0731 THE WEEKEND STORE
BY ADJOWAH BRODY



0732 JENNY LOUGHMILLER



0733 REUBEN MILLER



0734 ELLENE McCLAY



0735 ENRICA PRAZZOLI



0736 LAURA SANTONE, SHESHA



0737 LAURA SANTONE, SHESHA



0738 THE WEEKEND STORE
BY ADJOWAH BRODY



0739 NICOLE NOELLE



0740 JANET BASKERVILLE, JBASK ARTS
PHOTO BY MICHAEL J. JOYCE




0741 THE WEEKEND STORE BY ADJOWAH BRODY



0742 THE WEEKEND STORE BY ADJOWAH BRODY



0743 CYNDI LAVIN



0744 ANDREIA CUNHA MARTINS



0745 MEREAM PACAYRA



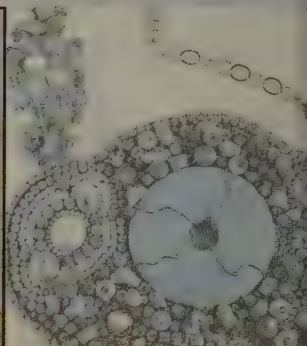
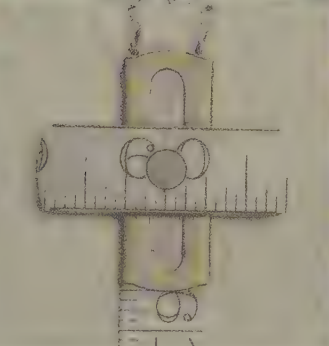




0746 SHERRI FORRESTER

0747 THE WEEKEND STORE
BY ADJOWAH BRODY

0748 ENRICA PRAZZOLI



0749 HELOISE



fibers + fabric

chapter 5



0750-0864





0751 TARA TURNER



0752 MIA GOFAR JEWELRY



0753 JENNI PAGANO



0754 ROSEBONBON



0755 PAPER FLOWER GIRL



0756 SHARI BONNIN



0757 PAPER FLOWER GIRL



0758 CRISTINA MANHENTE



0759 MADE IN LOWELL

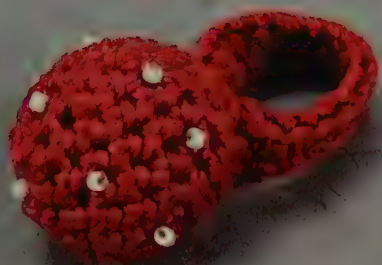


0760 KELLEY FREELAND



0761 PAPER FLOWER GIRL





0763 SHARI BONNIN

0764 JANET BASKERVILLE, JBASK ARTS
PHOTO BY MICHAEL J. JOYCE

0765 THE WHITE SHEEP

0766 STEPHANIE RIGER JEWELRY,
STEPHANIERIGER.COM

0767 MADE IN LOWELL



0768 MIA GOFAR JEWELRY



0769 KNITTING GURU, VEENA BURRY




0770 RELISHDRESS



0771 LINDSAY STREEM



0772 LINDSAY STREEM



0773 PAPER FLOWER GIRL



0774 CURSIVE DESIGN



0775 WANDRWEDDING BY WENDY





0777 ADORN, SANDY SNEAD



0778 LINDSAY STREEM



0779 HELOISE



0780 LORI LARSON



0781 HELOISE

0782 DEBORAH FRANKS,
ARTWORKS.ETSY.COM

0783 ROSEBONBON



0784 KNITTING GURU, VEENA BURRY



0785 THE WHITE SHEEP



0786 JENNY LOUGHMILLER



0787 PAPER FLOWER GIRL



0788 ADORN, SANDY SNEAD



0789 PAPER FLOWER GIRL





0791 ADORN, SANDY SNEAD



0792 PAPER FLOWER GIRL



0793 JENNI PAGANO



0794 JENNI PAGANO



0795 LINDSAY STREEM



0796 PAPER FLOWER GIRL



0797 RELISHDRESS



0798 KNITTING GURU, VEENA BURRY



0799 KELLIOPE





0801 KNITTING GURU, VEENA BURRY



0802 RELISHDRESS



0803 LINDSAY STREEM



0804 MADE IN LOWELL



0805 DIANA SAMPER



0806 LINDSAY STREEM



0807 RELISHDRESS



0808 DIANA SAMPER



0809 JACKIE WAIK-ATIYA



0810 PAPER FLOWER GIRL



0811 LISA LAMPE

0812 MANDALA JEWELS,
MANDALAJEWELS.ETSY.COM

0813 PHAEDRA A. TORRES, LLUVIA DESIGNS

0814 BELLE POUR LA VIE,
BELLEPOURLAVIE.COM

0815 RUBY CHAN



0816 ARMOUR SANS ANGUISH





0818 RELISHDRESS



0819 ROSEBONBON



0820 AMY HELM

0821 ZONA SHERMAN,
TWIRL GIRL FIBERS

0822 KELLIOPE




0823 CAROL LISTENBERGER



0824 RELISHDRESS

0825 CAROL A. BABINEAU,
ART CLAY STUDIO0826 BELLE POUR LA VIE,
BELLEPOURLAVIE.COM

0827 CURSIVE DESIGN



0828 ANA PEREIRA



0829 PAPER FLOWER GIRL



0830 CRISTINA MANHENTE

0831 DEBORAH FRANKS
ARTWORKS.ETSY.COM

0832 CURSIVE DESIGN



0833 PEGGY PRIELOZNY



0834 AMY HELM



0835 ARMOUR SANS ANGUISH



0836 JILL BLISS, BLISSEN.COM



0837 HI ANNIE DESIGNS



0838 HI ANNIE DESIGNS



0839 MIGGIPYN, DIANE WADE



0840 DEBRA POTH



0841 DEBRA POTH



0842 KNITTING GURU, VEENA BURRY



0843 DEBRA POTH



0844 CAROL LISTENBERGER



0845 LINDSAY STREEM



0846 CRISTINA MANHENTE



0847 CAROL LISTENBERGER



0848 DIANA SAMPER







0851 THE WHITE SHEEP



0852 CRISTINA MANHENTE



0853 OLGA NORONHA



0854 PAPER FLOWER GIRL



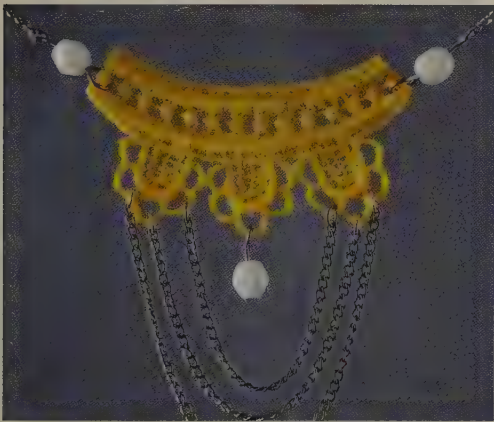
0855 LINDSAY STREEM



0856 KNITTING GURU, VEENA BURRY



0857 KIARA M. McNULTY



0858 CURSIVE DESIGN



0859 LINDSAY STREEM



0860 RELISHDRESS



0861 MADE IN LOWELL

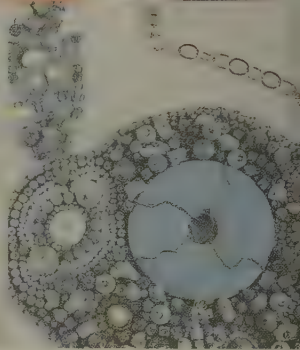
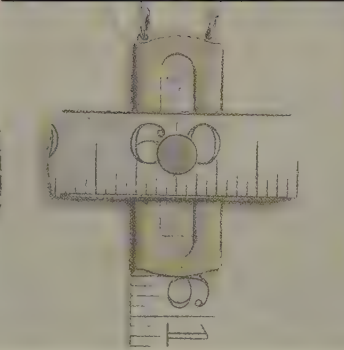




0862 RUBY CHAN



0863 DONNA GARSIDE CASON





wire + metal

chapter 6



0865-1000



0865 CYNTHIA ALVAREZ, CALUMEY DESIGNS




0866 KATHLEEN MALEY



0867 RELISHDRESS



0868 VICKY X. NGUYEN



0869 GIOVANNA LEÓN



0870 JESSICA NEAVES



0871 SHARI BONNIN



0872 LISA WEBER,
CRYSTAL WOMAN JEWELRY



0873 LISA NIVEN KELLY



0874 LISA LAMPE



0875 JQ JEWELRY DESIGNS



0876 LAURIE E. PANARIELLO



0877 ELIZABETH DICKINSON





0879 GRETCHEN S. SARRAZOLLA



0880 MONA SONG DESIGNS



0881 REUBEN MILLER



0882 RUBY FISCHER



0883 HI ANNIE DESIGNS



0884 OLGA NORONHA



0885 VICKY X. NGUYEN



0886 KAY LANCASHIRE, KAY'S ARTYCLES

0887 LISA WEBER,
CRYSTAL WOMAN JEWELRY





0889 LAURA BRACKEN

0890 PATRICIA SUMMERS,
OWLFEATHERSANDFLUFF.COM

0891 MIA GOFAR JEWELRY



0892 DAPHNE "D.D." HESS



0893 McFARLAND DESIGNS




0894 THERESA MINK DESIGNS



0895 Yael MILLER DESIGN

0896 ROCCA DESIGNS,
CAROLINA ESTRADA

0897 AMY HARDY





0899 PRECIOUS MESHES, EMILY CONROY



0900 ROCCA DESIGNS,
CAROLINA ESTRADA



0901 MELISSA MUIR,
KELSI'S CLOSET JEWELBOX



0902 WANDRDESIGN BY WENDY



0903 JANET HICKEY



0904 PRECIOUS MESHES,
EMILY CONROY



0905 TAMMY POWLEY



0906 MONA SONG DESIGNS



0907 JENNY ZHOU



0908 MADE IN LOWELL



0909 ANA PEREIRA



0910 ANA PEREIRA



0911 MONA SONG DESIGNS

0912 BEATRIZ SOUZA
PHOTO BY MARCELO CÉLIO

0913 MONA SONG DESIGNS



0914 RELISHDRESS



0915 BOBBY WERTMAN



0916 YAEL MILLER DESIGN



0917 PAPER FLOWER GIRL







0920 OLGA NORONHA



0921 ANDREIA CUNHA MARTINS



0922 OLGA NORONHA



0923 OLGA NORONHA



0924 BEAD JEWELRY BY SHOPGIRL



0925 ANDREIA CUNHA MARTINS



0926 GIOVANNA LEÓN



0927 ENI OKEN





0929 ANA PEREIRA



0930 MONA SONG DESIGNS

0931 PATRICIA SUMMERS,
OWLFETHERSANDFLUFF.COM

0932 MELANI WILSON DESIGNS



0933 TARA MANNING FINLAY



0934 McFARLAND DESIGNS

0935 PRECIOUS MESHES,
EMILY CONROY0936 SARAH GORDEN,
SOJOURN CURIOSITIES

0937 DAWN CECCACCI

0938 PRECIOUS MESHES,
EMILY CONROY



0939 SHERRY J. INSLEY,
DANDELIONBLU JEWELRY




0940 RANDI SAMUELS



0941 SARAH GORDEN,
SOJOURN CURIOSITIES



0942 RUBY FISCHER



0943 RENEE THOMAS



0944 RANDI SAMUELS





0946 IRIS SANDKÜHLER



0947 SUSAN KUSLANSKY,
GODSAGA JEWELRY



0948 BELLE POUR LA VIE,
BELLEPOURLAVIE.COM



0949 CLARE L. STOKER-RING



0950 JEAN MARIE'S JEWELRY



0951 CLARE L. STOKER-RING



0952 JACKIE WAIK-ATIYA



0953 KIONA WILSON,
LUCKY ACCESSORIES



0954 LISA WEBER,
CRYSTAL WOMAN JEWELRY



0955 MONA SONG DESIGNS



0956 MODERNJEWELRYART.COM



0957 OLGA NORONHA



0958 AMY HELM





0960 NICOLE NOELLE



0961 SUSAN KUSLANSKY, GODSAGA JEWELRY



0962 TARA TURNER



0963 Yael MILLER DESIGN



0964 TARA MANNING FINLAY



0965 ENI OKEN



0966 TRACEY H. THOMASSON



0967 TRACEY H. THOMASSON



0968 KELLIOPE



0969 LISA WEBER, CRYSTAL WOMAN JEWELRY



0970 TAMMY POWLEY






0972 PAPER FLOWER GIRL



0973 WE DREAM IN COLOUR




0974 CATHERINE MARCHÉ



0975 AMY BOLING



0976 MODERNJEWELRYART.COM



0977 SHANNON LeVART



0978 CRISTINA MANHENTE



0979 PATRICIA SUMMERS,
OWLFATHERSANDFLUFF.COM



0980 MCFARLAND DESIGNS



0981 MONA SONG DESIGNS



0982 GARY L. HELWIG



0983 TRACY SUTHERLAND,
ORANGE STARFISH DESIGNS



0984 OLGA NORONHA



0985 MELISSA MUIR,
KELSI'S CLOSET JEWELBOX



0986 SARAH GORDEN,
SOJOURN CURIOSITIES



0987 LISA WEBER,
CRYSTAL WOMAN JEWELRY





0989 AMY HARDY



0990 TAMMY POWLEY



0991 SARAH GORDEN, SOJOURN CURIOSITIES



0992 TARA MANNING FINLAY



0993 PATRICIA SUMMERS, OWLFEATHERSANDFLUFF.COM



0994 JILL SHARP



0995 MONA SONG DESIGNS



0996 DEBORAH FRANKS, ARTWORKS.ETSY.COM



0997 DEBORAH FRANKS, ARTWORKS.ETSY.COM



0998 ELIZABETH GLASS GELTMAN + RACHEL GELTMAN



0999 GIOVANNA LEÓN



APPENDIX:

jewelry-making techniques

It's amazing how many projects can be completed with a relatively small number of learned techniques. This appendix covers some of the fundamental jewelry-making techniques that will start creating your own handmade designs.

Basic jewelry findings can be purchased, but you can also craft your own from wire using simple tools. Here are a few to get you started:



EARRING FINDINGS


Basic beaded earrings are normally made up of an ear hook and a headpin. You will need round-nose pliers and wire cutters. For a basic beaded earring, use 21-gauge (0.71 mm), half-hard, round sterling wire. It's thin enough to go through a pierced hole in your ear and also fits through most beads, but it's also strong enough to handle the weight of the finished earring. Although it's a little thinner, 22-gauge (0.65 mm) also works well for most earring findings.

PROJECT 1: BASIC EAR HOOKS

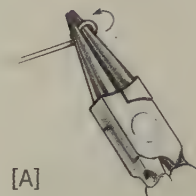
This style of earring hook is often referred to as French wires or fishhooks. Whatever you call them, you only need a few hand tools and a few inches of wire to make a pair.

MATERIALS

3½" (8.75 cm) piece of wire
round-nose pliers
jeweler's file
wire cutters



1. Begin by cutting your wire in half so that you have two pieces that are 1¾" (4.5 cm) each, and then use a jewelers' file to smooth the ends of each piece.
2. With round-nosed-pliers, create a small loop on one end of one piece of wire [A].
3. Repeat this for your other piece of wire, ensuring that the second loop is the same size as the first.
4. Next, hold both pieces of wire together so the loops are lined up right next to each other.
5. Grasp the straight part of your wires approximately ¼" (0.63 cm) past the loops with the thickest part of your round-nosed pliers, and use your fingers to bend both wires 180 degrees around the nose. You want to bend both wires at the same time to make your ear wires match [B].
6. The next step is a very small, subtle movement, but it will help make the hook a little more rounded. Using your round-nosed pliers, position the largest part of the nose inside the bent area, approximately ¼" (0.63 cm) from the curl. The pliers' nose should point up, and the wire curl should be positioned horizontally toward you. Gently squeeze the curl and flat part of ear hook toward each other about 5 degrees [C].
7. Hold both ear hooks side by side again. This time, use the middle area on the nose of your pliers, and measuring about ¼" (0.63 cm) away from the ends, slightly bend the ends of both wires (approximately 25 degrees) at the same time [D].



[A]



[B]



[C]



[D]


jeweler's tip:

If you're a little nervous about making your first pair of ear hooks, purchase a pair and use them as a guide or template while you work. As you make the ear hooks, refer occasionally to your purchased ear hooks. It will help you visualize the finished product.



JUMP RINGS, HOOKS, AND CLASPS

The way a jewelry piece is attached to the wearer is crucial. Clasps, hooks, and jump rings are important elements to any jewelry design because, without them, we could all lose some beautiful jewelry. Although 21-gauge (0.71 mm) is an excellent gauge for just about any design, when making clasps, it's a good idea to use a fairly strong gauge of wire. If possible, try to stick to at least 20-gauge (0.80 mm) for any finding that works as a clasp in your finished jewelry design. Unless otherwise specified, 20-gauge (0.80 mm) is used for all the findings in this section.



PROJECT 1: BASIC JUMP RING

Jump rings are just simple wire circles but have a multitude of uses when it comes to making jewelry. The size of the jump rings you make depends on the diameter of the dowel, and the number of jump rings you make depends on the amount of wire you use.

MATERIALS

6" (15 cm) piece of wire
wooden dowel, pencil, or pen
jeweler's file
wire cutters

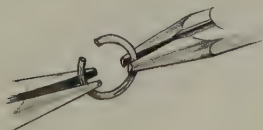


[A]

1. Begin by using your fingers to wrap your wire around your dowel (you can also use a pencil or pen for this) so that the wire is flush against it [A].
2. Slide the wire off the dowel so that you have a coil of wire.
3. Use a pair of flush-cut wire cutters to cut each coil one time to create a single ring [B].
4. Finally, use a jeweler's file to smooth the ends of the wire you just cut so that both ends of the jump ring are flat and can fit flush together [C and D].



[B]



[C]



[D]

jeweler's tip:

Try working with at least a 6" (15 cm) piece of wire when you make components or findings. Although you may need only an inch or two to make a hook or clasp, sometimes it can be much easier to work with a longer piece of wire, and you'll still have enough wire to make something else with the leftovers.

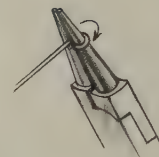

PROJECT 2: BASIC HOOK

This is one instance when it might be easier to work with a 6" (15 cm) piece of wire, though you don't need that much to complete this findings project successfully. It's really a matter of preference. Some jewelry makers find it easier to work with a longer piece of wire and some don't, but it's worth trying.

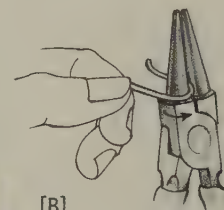
MATERIALS

1½" (3.75 cm) piece of wire
 round-nose pliers
 jeweler's file
 wire cutters

1. After filing the ends of your wire, take your round-nosed pliers and make a loop or curl on one end of the wire [A].
2. Now, measuring approximately ½" (1.25 cm) from the end of the curl, grasp the wire with your round-nosed pliers using the middle part of the pliers' nose.
3. Holding your pliers with one hand, use your other hand to wrap the wire around the nose of your pliers to create a "hook" shape [B].
4. Using your round-nosed pliers, create a tiny curl on the end of the hook you created in the previous step [C].



[A]



[B]



[C]

jeweler's tip:

Store your unused wire in an airtight container such as a large resealable plastic bag or plastic bowl with a lid. As sterling is exposed to oxygen, it oxidizes, and tarnish will build up on your wire. Label the outside of the bag or bowl with the wire gauge to help avoid confusion.



PROJECT 3: BASIC EYE

By using a little wire, you can fashion this basic eye design, which takes the form of a figure eight. The two loops on this piece combine to work as the second part of a clasp, which is made to team up with any number of hook-style clasps.

MATERIALS

1½" (3.75 cm) piece of wire
 round-nose pliers
 jeweler's file
 wire cutters

1. Start by using a jeweler's file to smooth both ends of your wire.
2. Now use your round-nosed pliers to make a large loop on one end of the wire so that you have used up half of the piece of wire [A].
3. Do the same on the other end of the wire, but this time the loop should be facing in the other direction so that you make a figure eight (B) with the wire [B].



[A]



[B]

jeweler's tip:

Before stringing a piece, consider how it will be worn. If it requires flexibility but also needs to be extra strong because of heavy beads, then beading wire is your best option. For a piece that needs to drape or has smaller beads (such as pearls or heishi beads), a softer stringing material, such as nylon or silk, is usually best.



BEAD AND WIRE TECHNIQUES

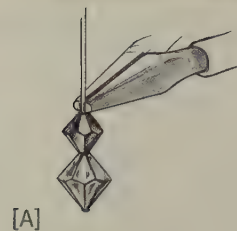
Once you learn to make your own findings, you also need to understand how to connect all the elements of your jewelry designs. This is when a number of different jewelry-making methods are required. Below are instructions for some of the most commonly used techniques for creating bead and wire jewelry.

WRAPPED LOOP

The wrapped loop technique is very useful for a large number of jewelry projects. You can use it to make earrings, add dangles to necklaces, or finish off a clasp for a bracelet. For this technique, you will need a pair of round-nosed pliers, wire cutters, flat-nosed pliers, a jeweler's file, and your choice of wire to create wrapped loops.

1. Start by using either the flat- or round-nosed pliers to bend the wire to a 90-degree angle so that you create an upside-down L shape [A and B].
2. Position the nose of your round-nosed pliers in the bend that you created in the previous step [C].
3. Use your fingers to wrap the wire around the nose of your pliers to form a loop [D].
4. While keeping the round-nosed pliers inside the loop, hold the loop against the nose of the pliers with one finger [E]. You should have your round-nosed pliers in one hand with one finger pressing the loop against the nose. (If you're right handed, then you'll probably want to use your left hand to hold the pliers and your pointer finger to hold the loop against the nose.)
5. Using your other hand (if you're right handed, the right hand), start to wrap the loose wire around the straight piece of wire that is directly under your loop. If the wire is soft, you can probably do this with your fingers. Otherwise, use bent-nosed (or flat-nosed, if you prefer) pliers to hold the loose wire and wrap [F].

continued



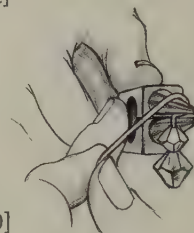
[A]



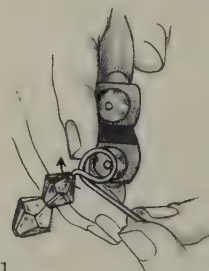
[B]



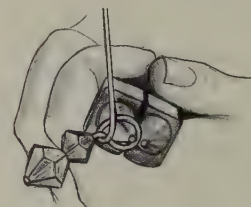
[C]




[D]



[E]



[F]



[G]

6. Continue to wrap as many times as you want. If necessary, trim off excess wire with wire cutters and file the ends smooth with a jeweler's file [G].
7. Use your bent-nosed pliers to press the wire-wrapped end flat, to make sure it doesn't scratch or poke the wearer.
8. If necessary, use your round-nosed pliers to straighten the loop.

SIMPLE LOOP

This technique is a simplified version of the wrapped loop technique and is useful for making earrings, dangles, pendants, and various other jewelry components. Although wrapping is more secure, if done properly, this simple loop technique can also be surprisingly strong. For this procedure, you will need a pair of round-nosed pliers, wire cutters, and a headpin. A headpin is being used for illustration purposes, but you can also use this technique with wire.



[A]



[B]



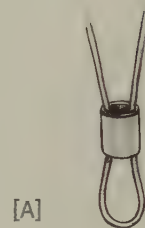
[C]

1. Use your round-nosed pliers to bend the headpin at a 90-degree angle [A].
2. Make sure the part of the headpin that's bent is about 1/2" long; if necessary, trim any excess with wire cutters.
3. Position the bent part of the headpin so that it's facing away from you.
4. Then, using round-nosed pliers, grasp the end of the bent headpin and make sure the middle part of the pliers' nose is holding the pin. After positioning your pliers correctly, curl the wire slowly toward you [B].
5. Because the first curl probably won't complete the entire loop, release and reposition your pliers on the loop that you've started.
6. Continue to curl it toward you until you've made a full circle [C].

CRIMP BEADS

A beaded piece of jewelry can be finished on the ends a number of different ways—using crimp beads to do this is one popular method. Some jewelry makers prefer the look of crimp beads to bead tips, but it's really a matter of personal preference. To use this method, you'll need a pair of crimping pliers, crimp beads (we recommend using tube-shaped crimp beads versus round crimp beads because they're much easier to work with), round-nosed pliers, wire cutters, and beading wire. As with bead tips, you need to understand how to start and finish with crimp beads because there are a few minor differences.

1. Slide one crimp bead onto the end of a piece of beading wire, and loop the wire back through the crimp bead [A].
2. Position the crimp bead inside the second notch in the crimping pliers (the one closest to you when you're holding the pliers in your hand), and close the pliers around the bead. You should see the crimp bead now has a groove down the middle so that it curls [B].
3. Now, position the same crimp bead in the first notch in the pliers, and close the pliers around it so that you flatten the curl [C and D].
4. Use wire cutters to trim off all but about $\frac{1}{4}$ " (5 mm) of excess beading wire.
5. Add your beads, making sure you slide the first bead over both pieces of wire on the end.
6. Once you've strung all your beads, you're ready to finish the other end. Slide a second crimp bead onto the end of your wire after the last bead strung.
7. Loop the wire back through the crimp bead as well as the last bead of the piece.
8. Insert the nose of your round-nosed pliers into the loop.
9. While holding your round-nosed pliers with one hand, gently pull the beading wire with your other hand so that you push the crimp bead up against the other beads. This will ensure that you don't have any extra slack in your beaded piece and that you also keep the end loop of your beading wire intact.
10. Repeat steps 2 and 3 above to close the crimp bead.
11. Finish by using wire cutters to trim off excess beading wire carefully.



[A]



[B]



[C]



[D]

BEAD TIPS

Bead tips are small metal findings used to start and finish off a beaded piece, such as a bracelet or necklace. Some people refer to them as clamshells because they have two cups that are open and look like a clam. Attached to the cup is a small hook that's attached to a clasp or a jump ring. You'll need to attach bead tips to the beginning and end of a piece. In addition to bead tips, you'll need your choice of cord (such as nylon or beading wire), flat-nosed pliers, scissors, jeweler's glue, and an awl or corsage pin.



[A]



[B]



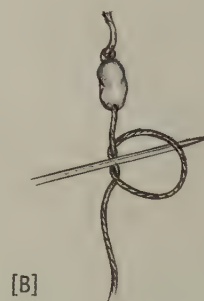
[C]

- To connect a bead tip to the beginning of a piece of beaded jewelry, start by tying at least two overhand knots, one on top of the other, at the end of your cord.
- Slide the unknotted end of your cord down through the hole in the middle of the bead tip, and pull the cord so that the knot rests inside one of the shells [A].
- Trim off the excess cord with scissors or wire cutters, and drop a small amount of jeweler's glue onto your knots.
- Use flat-nosed pliers to close the two shells of the bead tip together [B and C].
- String all of your beads.
- When you're ready to finish off the piece with a bead tip, add another bead tip to the end by slipping the cord through the hole in the bead tip so that the open part of the bead tip (the shells) is facing away from the beads previously strung.
- Tie a loose overhand knot with your cord, and insert an awl (or a corsage pin) into the knot.
- Hold the cord with one hand and the awl with your other hand.
- Use the awl to push the knot down into the bead tip, and pull tightly on the cord with your other hand.
- Slip the awl out of the knot, and make another knot using this method, making sure that both knots fit inside one of the shells.
- Trim off the excess cord, and drop a small amount of glue onto your knots.
- Finish by using flat-nosed pliers to close the two shells of the bead tip together.

KNOTTING

Knotting between beads is a technique that many jewelry makers use when stringing high-end beads such as pearls. The knots between the beads allow for a nice draping effect when finished, and they also have a practical purpose. If a knotted necklace were to break, the beads will not roll off the strand. Also, the knots create a little space between the beads so they don't rub against each other. This is especially important for pearls or other soft beads. To knot between your beads, you need a beading awl (a corsage pin also works well); silk or nylon cord with an attached, twisted-wire needle; and your choice of beads.

1. Start by finishing one end of your cord in the technique you prefer. The bead tip technique works well for this.
2. Once your necklace is started, string your first bead onto the wire needle on the cord and push it down to the end of your necklace.
3. Tie a loose overhand knot [A].
4. Insert your beading awl through the loose knot [B].
5. Next, use one hand to push the awl and knot down toward the bead and hold onto the cord with your other hand until the awl and knot are flush up against the bead [C].
6. Keeping the knot up against the bead, carefully slip the end of your awl out of the knot and immediately use your fingers to push the knot against the bead.
7. Repeat this method for each bead that you wish to knot between.



artist directory and index

Visit *1000 Jewelry Inspirations* at www.quarrybooks.com for a complete list of contributing jewelry designers.

A

Jennifer Ackerman, Dillon Designs
0343, 0375

adorn, Sandy Snead
0478, 0483, 0562, 0777, 0788, 0791

Marcia Acker-Missall
0251, 0264, 0303, 0378

Cynthia Alvarez, Calumey Designs
0865

Julia Andrus
0342, 0345, 0365, 0630

Ann Antanavage, Miss Dancy Pants
0476, 0525, 0547, 0559, 0591

Nancy Anderson, Sweet Bird Studio
0323, 0328, 0329, 0330, 0331, 0332, 0369, 0379,
0396, 0400, 0401, 0959

Armour Sans Anguish
0610, 0615, 0649, 0816, 0835

Agnes Arucan
0096, 0097, 0109, 0178, 0194, 0195

Cheri Auerbach
0028, 0143, 0152, 0176, 0239, 0283

B

Carol A. Babineau, Art Clay Studio
0009, 0825

Sarah J. Babineau
0258

Betsy Baker, Stonehouse Studio
0449, 0458, 0480, 0495, 0496, 0500, 0515, 0561,
0567, 0571, 0572

Dawn Barker, Hardflower Studios
0299, 0455, 0470, 0497, 0501, 0502, 0503, 0505,
0508, 0509, 0521, 0538, 0545, 0570, 0582

Janet Baskerville, JBank Arts
0136, 0175, 0193, 0317, 0361, 0380, 0384, 0419,
0431, 0605, 0606, 0666, 0722, 0723, 0728, 0740,
0764

Joanne Strehle Bast
0237, 0240

Bead Jewelry by Shopgirl
0014, 0015, 0016, 0017, 0034, 0036, 0105, 0106,
0111, 0112, 0113, 0117, 0123, 0135, 0134, 0145, 0170,
0174, 0219, 0519, 0534, 0924

Darleen Bellan, Kissmystamp Designs
0456, 0602

Belle Pour La Vie, bellepurlavie.com
0138, 0141, 0180, 0233, 0814, 0826, 0948, 0971

Jana Roberts Benzon
0499, 0563, 0573, 0574, 0575, 0576, 0577

Tanya Besedina
0584

Lesya Binkin
0553, 0578

Jill Bliss, blissen.com
0790, 0836

Jodi Bloom
0643

Deborah Bogdan, Flawed Flock
0417

Amy Boling
0026, 0083, 0084, 0975

Shari Bonnin
0027, 0029, 0429, 0756, 0763, 0871

Laura Bracken
0889

Victoria Button
0661

C

Terry L. Carter
0025

Donna Garside Cason
0434, 0863

Dawn Ceccacci
0250, 0937

Ruby Chan
0815, 0862

Ai-Ling Chang
0800

Cursive Design
0774, 0827, 0832, 0858

D

Kay Daniels, Kay Designs
0211

Teri Deginstien, Midnightbluart
0399, 0410, 0415, 0461, 0695

Maria Diana
0467, 0471, 0522

Elizabeth Dickinson
0718, 0877

Andrea Dreyer
0655, 0656, 0657, 0658, 0659, 0660

Dana Lynn Driscoll
0252, 0280, 0704, 0708

Julie Dutt, Julie*Ann Handmade Goods
0558, 0586, 0588, 0595

F

Rhona Farber, overthemoonjewelry.com
0064, 0215, 0308

Tara Feeney, leviticusjewelry.com
0680, 0681

Kate Ferrant
0230

Marie F. Fiedrich, Cerca Trova
0038, 099, 0129, 0132, 0133, 0203, 0216, 0305

Tara Manning Finlay
0406, 0423, 0439, 0690, 0933, 0964, 0992

Ruby Fischer
0229, 0311, 0882, 0942, 0945

Sherri Forrester
0069, 0701, 0702, 0720, 0725, 0730, 0746

Deborah Franks, artworks.etsy.com
0162, 0208, 0360, 0712, 0782, 0831, 0996, 0997

Kelley Freeland
0612, 0616, 0617, 0620, 0760

G

Michele Garrett-Gesing
0442, 0473, 0528, 0537, 0541, 0566

Girlie Girls Jewelry Studio
0010, 0021, 0148, 0149, 0205, 0300

Elizabeth Glass Geltman + Rachel Geltman
0314, 0318, 0437, 0998

Elizabeth Glass Geltman, Rachel Geltman + Noah MacMillan
0436

Sarah Gorden, Sojourn Curiosities
0101, 0155, 0184, 0190, 0191, 0200, 0202, 0700, 0936, 0941, 0986, 0991

Halle Gustafson
0294, 0726

H

Lili Hall, Artefact
0085, 0888, 1000

Amy Hardy
0897, 0989

Amy Helm
0315, 0373, 0428, 0820, 0834, 0958

Heloise
0008, 0158, 0324, 0407, 0749, 0779, 0781

Gary L. Helwig
0982

Suzanne L. Helwig
0221

Daphne "D.D." Hess
0236, 0892

Hi Annie Designs
0344, 0709, 0837, 0838, 0883

Janet Hickey
0364, 0707, 0711, 0903

Nichole Hilts, BeverlyBijou
0093

Brenda Hoffman
0254

I

Inedible Jewelry
0557, 0579, 0583, 0587, 0594

Sherry J. Insley, Dandelionblu Jewelry
0939

ivory eileen, Paper Organics Jewelry
0333, 0334, 0335, 0336, 0337, 0382, 0388, 0393, 0433, 0691

J

Jades Creations Handcrafted Jewelry
0059, 0206, 0212

Jean Marie's Jewelry
0950

JQ Jewelry Designs
0172, 0181, 0182, 0875

K

Sandra Tatsuko Kadowaki
0321, 0325, 0592, 0600

Pam Karabinos, MysMyrrh Designs
0224

karibeth.com
0604, 0627, 0631, 0642, 0648, 0664, 0670, 0676

Kelliope
0006, 0020, 0022, 0201, 0799, 0822, 0968

Lisa Niven Kelly
0260, 0873

Carol Kemp, Carol K. Originals
0368, 0370, 0371, 0372, 0391, 0392, 0421, 0539

Kincaidesigns
0001, 0098, 0104, 0262

Ronda Kivett
0593

Cyndy Klein
0231

Knitting Guru, Veena Burry
0769, 0784, 0798, 0801, 0842

Maggie Krawczyk, Neogami Organic Jewelry, neogami.com
0316

Susan Kuslansky, Godsaga Jewelry
0024, 0947, 0961

L

Michelle Lambert
0035

Lisa Lampe
0055, 0060, 0166, 0267, 0811, 0874

Kay Lancashire, Kay's Artycles
0067, 0072, 0886

Kay Lancashire + Bill Stratham
0898

Lori Larson
0374, 0389, 0405, 0438, 0692, 0705, 0780

Cyndi Lavin
0058, 0092, 0103, 0425, 0623, 0674, 0743

Shannon LeVart
0441, 0444, 0460, 0482, 0551, 0977

Stephanie Lee
0367, 0404

Giovanna León
0869, 0926, 0999

Lillie Wolff Designs
0107, 0115

Carol Listenberger
0422, 0424, 0590, 0750, 0817, 0823, 0844, 0847

Little Sheep, littlesheep.etsy.com
0463

Dawn M. Lombard, Lavender Dawn
0234, 0279, 0306

Jenny Loughmiller
0732, 0786

M

made in lowell
0454, 0481, 0485, 0529, 0549, 0554, 0556, 0580, 0687, 0689, 0759, 0767, 0804, 0861, 0908

Natalie Magarian, Pashupatina
0074, 0075, 0076, 0077, 0078, 0079

Niki Malek, Stella + Lux
0662

Kathleen Maley
0019, 0094, 0131, 0866

Mandala Jewels, mandalajewels.etsy.com
0054, 0087, 0088, 0089, 0090, 0091, 0119, 0144, 0161, 0281, 0307, 0812

Cristina Manhente
0353, 0758, 0830, 0846, 0852, 0978

Heather Mann
0232

Catherine Marché
0974

Andreia Cunha Martins
0363, 0694, 0696, 0744, 0918, 0921, 0925

Maureen Thomas Designs
0450, 0472, 0504, 0548, 0560

Ellene McClay
0395, 0734

McFarland Designs
0002, 0012, 0061, 0081, 0082, 0086, 0110, 0128,
0154, 0159, 0246, 0274, 0893, 0934, 0980

Kiara M. McNulty
0018, 0023, 0042, 0108, 0121, 0137, 0151, 0157,
0213, 0302, 0857

Melani Wilson Designs
0051, 0187, 0932

Mia Gofar Jewelry
0041, 0169, 0173, 0220, 0411, 0716, 0752, 0768,
0891

Micalla Jewelry and Designs, Camilla Jørgensen
0047, 0127, 0207, 0247, 0282

Miggipyn, Diane Wade
0619, 0621, 0622, 0665, 0668, 0762, 0839

Reuben Miller
0733, 0881

Modern Jewelry Designs
0007, 0322, 0390, 0956, 0976

Mona Song Designs
0130, 0198, 0249, 0313, 0880, 0906, 0911, 0913,
0930, 0955, 0981, 0995

Mood Swing
0073, 0186, 0295, 0397, 0611, 0613, 0644, 0647,
0650, 0679, 0682

Jane McGregor Hamilton Mormino
0350, 0403

Melissa Muir, Kelsi's Closet Jewelbox
0901, 0985

Sharon Mutton
0011

N

Jessica Neaves
0286, 0870

Geraldine Newfry
0510, 0599

Vicky X. Nguyen
0868, 0885

Nicole Noelle
0004, 0005, 0124, 0125, 0167, 0268, 0269, 0270,
0272, 0273, 0275, 0288, 0289, 0290, 0291, 0292,
0297, 0309, 0312, 0684, 0729, 0739, 0960

Olga Noronha
0853, 0884, 0919, 0920, 0922, 0923, 0957, 0984,
0988

Vanda Noronha, paraphernalia.nu
0348

Halligan Norris
0338, 0339, 0340, 0341

Sally Nunnally
0095, 0214, 0257

O

Linda O'Brien
0347

Opie O'Brien
0412

Lauren E. Ochman, The Lola Collection
0357, 0359, 0414, 0416, 0486, 0487, 0488, 0489,
0490, 0491, 0492, 0493

Eni Oken
0927, 0965

P

Meream Pacayra
0745

Jenni Pagano
0114, 0126, 0142, 0156, 0753, 0793, 0794, 0849

Marcia Palmer
0448, 0452, 0453, 0457, 0469, 0498, 0512, 0513,
0514, 0516, 0568

Laurie E. Panariello
0876

Paper Flower Girl
0013, 0031, 0160, 0179, 0287, 0603, 0609, 0669,
0755, 0757, 0761, 0773, 0787, 0789, 0792, 0796,
0810, 0829, 0854, 0917, 0972

Janice Parsons
0248

Zuda Gay Pease, zudagay.etsy.com
0523, 0546, 0550, 0597

pequitobun
0607, 0629, 0632, 0633, 0634, 0635, 0636, 0637,
0638, 0651, 0652, 0653, 0663

Ana Pereira
0326, 0828, 0909, 0910, 0929

Jennifer Perkins
0639, 0640

Holly Piper-Smith, pollyhyper.etsy.com
0506, 0517, 0569, 0581, 0585

Debra Poth
0840, 0841, 0843

Tammy Powley
0030, 0032, 0033, 0056, 0066, 0118, 0140, 0164,
0165, 0168, 0177, 0218, 0222, 0223, 0225, 0226,
0227, 0228, 0238, 0241, 0244, 0245, 0253, 0259,
0263, 0278, 0284, 0285, 0327, 0905, 0970, 0990

Enrica Prazzoli
0735, 0748

Precious Meshes, Emily Conroy
0210, 0899, 0904, 0935, 0938

Pretty•Fun
0366, 0383, 0409

Peggy Prielozny
0065, 0833

Rachel Pryden
0459

R

Toni M. Ransfield
0598

relishdress
0293, 0683, 0698, 0770, 0797, 0802, 0807, 0818,
0824, 0860, 0867, 0914

Rickie Voges Design
0040, 0045, 0062, 0068, 0122, 0146, 0242, 0265

Rocca Designs, Carolina Estrada
0192, 0255, 0896, 0900

Rosebonbon
0427, 0432, 0671, 0677, 0754, 0783, 0819

S

Sandra Salamony
0608, 0628, 0714

Diana Samper
0048, 0052, 0298, 0301, 0805, 0808, 0848

Randi Samuels
0102, 0940, 0944

Pam Sanders
0377, 0381, 0507, 0532

Iris Sandkühler
0946

Laura Santone, SHESHA
0693, 0697, 0706, 0710, 0736, 0737

Gretchen S. Sarrazolla
0879

Erin Sargeant, Like a Fox
0116, 0196, 0217, 0654, 0675

Lynne Ann Schwarzenberg
0443, 0451, 0475, 0511, 0540, 0542

Lori Scouton
0445, 0446, 0447

Jill Sharp
0994

Tamara Shea, Block Party Press
0462, 0466, 0468, 0474, 0477, 0520, 0526, 0527,
0531, 0533, 0535

Zona Sherman, Twirl Girl Fibers
0821, 0864

Jennifer Shibona
0043

Elena Mary Siff, elenamary.etsy.com
0376, 0672, 0703, 0717

Mary L. Soisson, belledesigns.net
0003, 0185

Beatriz Souza
0686, 0912

Stephanie Riger Jewelry, stephanieriger.com
0304, 0766

Candy Still
0464, 0479, 0484, 0536, 0543, 0552

Clare L. Stoker-Ring
0949, 0951

Stonz
0049, 0050, 0053

Lindsay Stroom
0153, 0771, 0772, 0778, 0795, 0803, 0806, 0845,
0855, 0859

Studio47West
0150, 0163, 0271, 0277

Studio Bijou
0465, 0544, 0564, 0565

Patricia Summers, owlfeathersandfluff.com
0890, 0931, 0979, 0993

Tracy Sutherland, Orange Starfish Designs
0983

Jennifer Syfu
0037, 0080, 0188, 0256, 0261, 0296

T

Rebecca Tenace, clayartist.net
0524, 0530, 0555

Theresa Mink Designs
0057, 0063, 0197, 0266, 0641, 0894

Renee Thomas
0139, 0943

Tracey H. Thomasson
0071, 0354, 0966, 0967

tigergirl.etsy.com
0349, 0358, 0626, 0645, 0667, 0673, 0678

**Tomate D'Epingles, Guylaine Martineau,
tomatedepingles.etsy.com**
0727

Phaedra A. Torres, Lluvia Designs
0039, 0044, 0120, 0147, 0189, 0352, 0355, 0356,
0385, 0386, 0387, 0398, 0426, 0435, 0494, 0624,
0699, 0715, 0719, 0813

Tara Turner
0751, 0962

V

Bruna Vasconcelos
0310, 0351, 0649

Michela Verani
0408, 0440, 0518, 0601, 0625

W

Jackie Waik-Atiya
0589, 0596, 0809, 0952

Wandrdesign by Wendy
0046, 0902

Wandrwedding by Wendy
0199, 0775, 0776

We Dream in Colour
0394, 0413, 0420, 0430, 0646, 0685, 0688, 0973

Lisa Weber, Crystal Woman Jewelry
0872, 0887, 0954, 0969, 0987

The Weekend Store by Adjowah Brody
0418, 0721, 0724, 0731, 0738, 0741, 0742, 0747,
0928

Mitzi Weiland
0713

Jeanne Wertman
0850

Bobby Wertman
0915

The White Sheep
0765, 0785, 0851

Ann Widner
0319, 0346

Kiona Wilson, Lucky Accessories
0209, 0235, 0402, 0614, 0953

Susan D. Wimbley
0183, 0204

Denise Witmer
0618

Wound Around Jewelry, K. Yearwood
0878

Y

Yael Miller Design
0100, 0171, 0895, 0916, 0963

Shiho Yamashita
0243, 0276

Z

Jenny Zhou
0907

Vickie Zumpf
0320, 0362

resources

USA

Addicted To Rubber Stamps

800-913-2877
www.addictedtorubberstamps.com
Rubber stamping supplies

Artgems Inc.

480-545-6009
www.artgemsinc.com
Bead, findings, and related jewelry supplies

Auntie's Beads

866-262-3237
www.auntiesbeads.com
Beads and general jewelry-making supplies

Beadalon

866-423-2325
www.beadalon.com
Beading wire, memory wire, and general jewelry supplies

The Bead Shop

650-383-3408
www.beadshopboutique.com
Beads, jewelry-making supplies, kits, DVDs, and CDs

The Bead Warehouse

301-565-0487
www.thebeadwarehouse.com
Stone beads and general jewelry-making supplies

B'Sue Boutiques

www.bsueboutiques.com
General beading supplies, vintage and vintage-inspired findings, and metal stampings

CGM

800-426-5246
www.cgmfindings.com
Wholesale wire, metal beads, and findings

Earthstone

800-747-8088
www.earthstone.com
Pearls and gemstones

Environmental Technologies Inc.

707-443-9323
www.eti-usa.com
Consumer and industrial products for resin casting

Fire Mountain Gems and Beads

800-423-2319
www.firemountaingems.com
General jewelry-making supplies, books, and displays

Gemshow-Online Jewelry Supply

877-805-7440
www.gemshow-online.com
Crystals, metal beads, and findings

Golden Sea Advance Inc.

626-291-2277
www.goldenseaadv.com
Pearls and gemstones

A Grain of Sand

704-660-3125
www.agrainofsand.com
Vintage and contemporary beads and findings

Halstead Bead, Inc.

800-528-0535

www.halsteadbead.com*Findings, metal, crystal, and other related jewelry-related supplies***HHH Enterprises**

800-777-0218

www.hhhenterprises.com*General jewelry-making supplies***Land of Odds**

615-292-0610

www.landofodds.com*General jewelry-making supplies and seed beads***Monsterslayer, Inc.**

505-598-5322

www.monsterslayer.com*Metal findings, wire, and beads***Nina Designs**

800-336-6462

www.ninadesigns.com*Clasps, Bali silver, and findings***Ornametea**

919-834-6260

www.ornametea.com*Mixed-media jewelry, fiber beads, and related supplies***Out on a Whim**

800-232-3111

www.whimbeads.com*Seed beads, crystals, and findings***Rings & Things**

800-366-2156

www.rings-things.com*Wholesale jewelry-making supplies***Rio Grande**

800-545-6566

www.riogrande.com*Equipment, beads, metal, and related jewelry supplies***Scrapbooking Supplies R Us**

800-352-1980

www.scrapbookingsuppliesrus.com*Embellishments, albums, and related scrapbooking accessories***Scrapbooking Warehouse**

831-768-1810

www.scrapbooking-warehouse.com*Scrapbooking and rubber stamp products***Shipwreck Beads**

360-754-2323

www.shipwreckbeads.com*General jewelry-making supplies***Soft Flex Company**

866-925-3539

www.softflexm.com*Soft Flex beading wire and general jewelry-making supplies***South Pacific Wholesale Co.**

800-338-2162

www.beadng.com*Stone beads and general jewelry-making supplies***Stampington & Company**

877-782-6737

www.stampington.com*Rubber stamp and paper arts products***Stuller, Inc.**

800-877-7777

www.stuller.com*Large catalog of jewelry-related supplies in all categories***TAJ Company**

800-325-0825

www.tajcompany.com*Pearls and gemstones*

AUSTRALIA

Aussie Scrapbooking Studio

08 8288 1141
www.scrapbookingstudio.com
General scrapbooking supplies

The Bead Company

08 9244 2424
www.beadco.com.au
Beads and general jewelry-making supplies

Katie's Treasures

02 4968 9485
www.katiestreasures.com.au
Pearls, beads, and related jewelry-related supplies

Spacetrader Beads

03 9534 6867
www.spacetrader.com.au
Pearls, beads, and related jewelry-related supplies

CANADA

BeadFX

877-473-2323
www.beadfx.com
Pearls, beads, crystal, and findings

Canadian Beading Supply

800-291-6668
www.canbead.com
Large catalog of jewelry-related supplies

The House of Orange

250-483-1468
toll free in US and Canada: 866-401-9174
www.houseoforange.biz
Beads, crystal, and general jewelry-related supplies

UNITED KINGDOM

African Trade Beads

www.africantradebeads.com
Czech, seed, and various imported beads

Beadgems

0845 123 2743
www.beadgems.com
Pearls, beads, crystal, and findings

Beads Unlimited

0127 374 0777
www.beadsunlimited.co.uk
Beads and related supplies

Beadworks

020 8553 3240
www.beadworks.co.uk
General beading supplies

Gem Craft

0161 477 0435
www.gemcraft.co.uk
Gem and mineral supplier

Hobbycraft

Stores throughout the United Kingdom
0120 259 6100
www.hobbycraft.co.uk
Bead shop and jewelry-making supplier

Kernowcraft Rocks & Gems Ltd

01872 573888
www.kernowcraft.com
Pearls, beads, and jewelry-related supplies

acknowledgments

First and foremost, many thanks go directly to Mary Ann Hall, a wonderful editor and friend. Her suggestions and enthusiasm kept me excited about this book from start to finish. I'm also grateful that the rock-solid Quarry team—David, Kevin, Cora, Allyson, and all—added their professionalism and help along the way.

Thanks also go to Al Mallette at Lightstream for shooting jewelry submissions for this book.

My mother, Karen Silfven, lent a hand in keeping materials and paperwork organized, a huge task when dealing with 1,000 pieces of jewelry. Thanks, Mom!

The Internet has changed much in the way that books are put together. Special acknowledgment must be given to etsy.com, the online home where small-scale jewelry makers like me can find a worldwide venue to sell their creative goods.

Finally, it would be remiss of me to not thank my supportive friends and family, in particular Holly Harrison and my sister Gina Brown, both of whom combine an excess of creativity with common sense and practicality.



about the author

Sandra Salamony is an artist, art director, and graphic designer who has been making her own jewelry since childhood. Her encaustic artwork has been shown in galleries across the United States. She has designed crafts and home decorating projects for many books and magazines, and has appeared on television to showcase craft-making projects. She was also the editor and creative director for the 2004 through 2007 editions of *Sky and Telescope's Beautiful Universe*, an international newsstand publication featuring a curated collection of awe-inspiring astronomical images. She recently moved to the lovely shores of Lake Michigan, where she shares studio space with her formerly urbanite cat who now embraces the northern Michigan hunting lifestyle.

Her artwork and jewelry can be seen at SandraSalamony.com.





1,000 Jewelry Inspirations is a stunning showcase of contemporary jewelry pieces that will feed the creative appetites of crafters and jewelry makers everywhere. Become inspired by this feast of color, sparkle, texture, dimension, and clever, creative use of materials. From simple and elegant to beautiful and elaborate, over 1,000 full-color images will be at your fingertips to inspire your own creative projects. An appendix of jewelry-making techniques will help even inexperienced jewelry makers begin to create beautiful jewelry at home.

Also Available:

Making Designer Jewelry from Hardware, Beads, and Gems
ISBN: 978-1-59253-422-7

Making Designer Mixed-Media and Memory Jewelry
ISBN: 978-1-59253-314-5

Making Designer Freshwater Pearl Jewelry
ISBN: 978-1-59253-269-8

WHAT YOU'LL FIND:

- Beads and Baubles
- Paper and Mixed Media
- Polymer and Precious Metal Clay
- Vintage Parts and Pieces
- Fibers and Fabric
- Wire and Metal
- Unconventional Materials




Crafts

UPC
0 80665 00326 4

\$25.00 US
£19.99 UK
\$27.50 CAN





ISBN-13: 978-1-59253-413-5
ISBN-10: 1-59253-413-9

EAN
9 781592 534135

5 2 5 0 0